



# MISSISSIPPI STATE 2020-21 BASKETBALL

11 NCAA TOURNAMENT APPEARANCES  
1963 • 1991 • 1995 • 1996 • 2002 • 2003  
2004 • 2005 • 2008 • 2009 • 2019

MEN'S BASKETBALL CONTACT  
MATT DUNAWAY • MDUNAWAY@ATHLETICS.MSSTATE.EDU  
OFFICE (662) 325-3595 • CELL (727) 215-3857  
WWW.HAILSTATE.COM

# 19



## Mississippi State (10-8 • 4-5 SEC) vs. Arkansas (13-5 • 5-4 SEC)



GAME 19 • BUD WALTON ARENA • FAYETTEVILLE, ARKANSAS • TUESDAY, FEBRUARY 2 • 8:00 P.M. CT

TV: SEC NETWORK • WATCH ESPN APP • RADIO: 100.9 WKBB-FM • STARKVILLE • ONLINE: HAILSTATE.COM • TUNE-IN RADIO APP

### MISSISSIPPI STATE (10-8 • 4-5 SEC)

H: 8-3 • A: 2-2 • N: 0-3 • OT: 0-2

NOVEMBER • 1-2

Space Coast Challenge • Melbourne, Florida • Nov. 25-26

Wed. 25 vs. Clemson • CBS-SN L • 53-42

Thur. 26 vs. Liberty • CBS-SN L • 84-73

Mon. 30 Texas State • SECN W • 68-51

DECEMBER • 5-1

Fri. 4 North Texas • SECN+ W • 69-63

Tue. 8 Jackson State • SECN W • 82-59

Holiday Hoops • Atlanta, Georgia • Dec. 12

Sat. 12 vs. Dayton • ESPN L • 85-82 • 2OT

Wed. 16 Central Arkansas • SECN W • 81-65

Mon. 21 Mississippi Valley State • SECN W • 87-48

Wed. 30 at Georgia • SEC • SECN W • 83-73

JANUARY • 4-5

Sat. 2 Kentucky • SEC • SECN L • 78-73 • 2OT

Tue. 5 No. 13/13 Missouri • SEC • SECN W • 78-63

Sat. 9 at Vanderbilt • SEC • SECN W • 84-81

Wed. 13 Texas A&M • SEC • SECN L • 56-55

Sat. 16 Florida • SEC • ESPN W • 72-69

Tue. 19 Ole Miss • SEC • SECN L • 64-46

Sat. 23 at No. 18/16 Alabama • SEC • SECN L • 81-73

Tue. 26 at No. 18/17 Tennessee • SEC • SECN L • 56-53

SEC/Big 12 Challenge • Starkville, Mississippi • Jan. 30

Sat. 30 Iowa State • ESPN2 W • 95-56

FEBRUARY • 0-0

Tue. 2 at Arkansas • SEC • SECN 8 p.m.

Sat. 6 at South Carolina • SEC • SECN 2:30 p.m.

Wed. 10 LSU • SEC • ESPN 8 p.m.

Sat. 13 Vanderbilt • SEC • SECN 12 p.m.

Tue. 16 at Auburn • SEC • ESPN 8 p.m.

Sat. 20 at Ole Miss • SEC • SECN 5 p.m.

Wed. 24 South Carolina • SEC • SECN 6 p.m.

Sat. 27 Alabama • SEC • SECN 7:30 p.m.

MARCH • 0-0

Wed. 3 at Texas A&M • SEC • SECN 7:30 p.m.

SEC Tournament • Nashville, Tennessee • March 10-14

NCAA First Four • March 16-17

NCAA 1st/2nd Rounds • March 18-21

NCAA Sweet 16/Elite 8 • March 25-28

NCAA Final 4 • April 3, 5

All Times Central; Rankings reflect AP/USA Today Coaches Top 25 poll on gameday; RV - Receiving Votes; Home Games in Maroon and Bolded

### WHAT'S INSIDE • TOC

Schedule & Results • Probable Starters • Matchup Breakdown	1
Off the Bench • Stats Comparison • On the Air	2
TV/Radio Chart • 2020-21 Roster/Coaching Staff/Pronunciation Guide	3
Notebook • Records Watch	4-10
Last Time Out • Mississippi State vs. Iowa State	11
SEC Standings • SEC Rankings • NET Breakdown	12
Top 25 Polls • Votes Breakdown	13
Mississippi State Record When • Miscellaneous Stats	14
Team Game-by-Game • Starting Lineups	15
Specialty Stats • Scoring Breakdown	16
Series History • Arkansas • 2019-20 vs. Arkansas	17-19
2020-21 Overall Stats • 2020-21 SEC Stats	20-21
2020-21 Box Scores	22-26
Coach Howland Era Overall/SEC Records • Team/Individual	27-34
Player Career Game-by-Game Stats • Player Season/Career Highs	35-40
Player Pages	41-53
Coach Howland	54

### MISSISSIPPI STATE POSSIBLE STARTING LINEUP • BASED ON LAST GAME

NO. 1 IVERSON MOLINAR • G • 6-3 • 190 • SO. • PANAMA CITY, PANAMA

2020-21 • 17.6 PPG • 99-207 FG • 23-45 3-PT FG • 43-53 FT • 4.1 RPG • 2.9 APG • 1.3 SPG

LAST GAME • IOWA STATE • 20 PTS • 8-13 FG • 2-3 3-PT FG • 2-3 FT • 3 REB • 1 ASST

- Molinar is an explosive combo guard who is a talented shooter, passer and slasher that can get to the rim • 17.6 PPG is 3rd in the SEC (02/02)
- Dialed up career-high 24 PTS at UGA (12/30) and at VANDY (01/09) • Howland: Molinar's jump from FR/SOPH reminds him of Russell Westbrook at UCLA
- 10+ PTS in 14 of his 15 outings and 6 GMS of 20+ PTS in 2020-21 • His +11.7 PPG is T-3rd largest FR/SOPH scoring jump in SEC over last decade
- MSU is 14-5 when Molinar scores 10+ PTS • 10+ PTS in 18 of his 23 career starts • Most notable NBA player from Panama is Rolando Blackman (1982-94)
- Played AAU circuit for Team Why Not, Russell Westbrook's team coached by his brother, in the Nike EYB • Played for Panama at 2017 FIBA AmeriCup

NO. 3 • D.J. STEWART JR. • G • 6-6 • 205 • R-SO. • GRACE, MISSISSIPPI

2020-21 • 17.6 PPG • 116-272 FG • 28-76 3-PT FG • 56-74 FT • 3.3 RPG • 2.5 APG • 1.2 SPG

LAST GAME • IOWA STATE • 17 PTS • 5-16 FG • 2-5 3-PT FG • 5-6 FT • 5 ASST • 3 REB • 2 STL

- Stewart Jr. is a consensus 4-star recruit • Named the No. 2 prospect in Mississippi for Class of 2018 behind former teammate Robert Woodard II
- Redshirted 2018-19 • 10+ PTS in 24 of last 32 GMS (01/22-01/30) • SEC career-high 27 PTS at #18 BAMA (01/23) • 17.6 PPG ranks is 4th in SEC (02/02)
- Career-high & SEC-high for 2020-21 of 32 PTS versus DAY (12/12) • He and Molinar are 2 of 8 SEC players to have at least 5 GMS of 20+ PTS in 2020-21
- 10+ PTS in 17 of 18 GMS during 2020-21 • He and Molinar's 35.2 PPG are 2nd in the SEC in 2020-21 & MSU's highest scoring duo since Jeff Malone and Terry Lewis in 1982-83 • MSU is 9-0 when Molinar, Stewart Jr. and Tolu Smith score 10+ PTS during the same game this season.

NO. 4 • CAMERON MATTHEWS • G/F • 6-7 • 220 • FR. • OLIVE BRANCH, MISSISSIPPI

2020-21 • 2.9 PPG • 21-48 FG • 4-16 3-PT FG • 6-24 FT • 2.8 RPG • 1.4 APG • 1.1 SPG

LAST GAME • IOWA STATE • 2 PTS • 0-1 FG • 0-1 3-PT FG • 2-2 FT • 2 REB • 1 ASST • 1 STL • 1 BLK

- Matthews is a versatile G/F who possesses great handles, can see the floor & attack the rim • Solid defender who is a strong rebounder & rim protector
- Tallied season's best 8 PTS & 3 STL vs. CLEM (11/25) • SEC season-high 6 PTS & career-best 7 REB at #18 BAMA (01/23) • Started last 2 GMS (01/26-01/30)
- Secured game-clinching steal on Scotty Pippen Jr. during the closing seconds at VANDY (01/09) • Has a STL in 13 of 18 GMS with 6 GMS of 2+ STLs
- OBHS went 77-18 over his last three seasons • State champs (2017-18) • Notched 16.2 PPG, 14.5 RPG, 5.4 APG and 3.1 BPG as a senior
- Played the AAU circuit for Team Thad out of Memphis, Tennessee founded by NBA player Thaddeus Young • AAU teammates with Derek Fountain

NO. 35 • TOLU SMITH • F • 6-10 • 245 • R-SO. • BAY ST. LOUIS, MISSISSIPPI

2020-21 • 12.9 PPG • 87-151 FG • 0-0 3-PT FG • 58-92 FT • 8.6 RPG • 1.1 APG • 0.9 BPG

LAST GAME • IOWA STATE • 16 PTS • 6-9 FG • 0-0 3-PT FG • 4-4 FT • 7 REB • 2 ASST • 2 STL

- Smith spent his freshman season (2018-19) at Western Kentucky under former MSU coach Rick Stansbury • Posted 3.3 PPG and 2.6 RPG in 34 GMS
- Amassed 20 PTS versus LIB (11/26) • 5th double-double with career-highs of 27 PTS and 14 REB vs. UF (01/16) • Added 18 PTS at VANDY (01/09)
- Redshirted 2019-20 • 10+ PTS in 13 of 18 GMS in 2020-21 after WKU-high was 9 PTS vs. West Virginia (11/16/2018) • 13.4 PPG on 41-of-63 shooting in last 8 GMS (01/05-01/30) • 5 double-doubles in 2020-21 are 2nd on the SEC leaderboard • 8.6 RPG is 1st, 3.7 O-RPG is 1st, 4.9 D-RPG is 6th in SEC (02/02) • Prepped at Kahuku Intermediate School in Hawaii where he registered 21.2 PPG, 10.3 RPG and 1.6 BPG as a senior

NO. 24 • ABDUL ADO • F • 6-11 • 255 • R-SR. • LAGOS, NIGERIA

2020-21 • 5.4 PPG • 38-72 FG • 0-0 3-PT FG • 22-32 FT • 6.7 RPG • 1.9 BPG • 0.8 SPG

LAST GAME • IOWA STATE • 0 PTS • 0-1 FG • 0-0 3-PT FG • 0-0 FT • 7 REB • 1 ASST

- Ado tucked away 5.7 PPG, 6.7 RPG & 1.9 BPG in 2019-20 • 216 career BLK is 3rd at MSU • Started 115 of 116 GMS, which is T-4th in MSU history
- 2020-21 SEC season-high is 11 PTS vs. UF (01/16) • 2019-20 SEC season-high was 14 PTS vs. SC (02/19) • Career-high is 19 PTS at A&M (02/20/2018)
- SEC's active leader in REBs & BLKs • His 1.9 BPG (6th • 2017-18) • 1.8 BPG (7th • 2018-19) • 1.9 BPG (4th • 2019-20) • 1.9 BPG (4th • 2020-21)
- 9 BLK vs. #8 AU (01/07/2020) are most for MSU player since Jarvis Varnado at #18 VANDY (02/03/2010) • 62 career GMS with 2+ BLKS & 9 in 2020-21
- 13th in MSU history with 700 REB • 6 REB away from passing Leland Mitchell (1961-62-63) • 6.7 RPG (9th • 2019-20) • 6.7 RPG (10th • 2020-21)
- SEC's top returning offensive rebounder • 2.6 O-RPG (7th • 2020-21) • 100+ O-REB in 2 of first 3 seasons • Has 20 career GMS with 5+ O-REB
- Ado was Tennessee's 2016 Player of the Year at Hamilton Heights HS • 4-star recruit • Ranked No. 76 by ESPN Top 100 for Class of 2016

### MATCHUP BREAKDOWN

#### MISSISSIPPI STATE

Record	10-8 • 4-5 SEC
Ranking	NR • AP • USA Today
Last Game	W • 95-56 • Iowa State • 01/30
Head Coach	Ben Howland
MSU OC • OVR Record	108-75 • 91-75 • 6th Season
NCAA OC • OVR Record	509-281 • 492-281 • 25th Season
Howland vs. Arkansas	6-2 • 6-1 at MSU • 0-1 at NAU
Leading Scorer	Iverson Molinar & D.J. Stewart Jr. • 17.6 PPG
Leading Rebounder	Tolu Smith • 8.6 RPG
Leading Assists	Iverson Molinar & Deivon Smith • 2.9 APG
Leading Blocks	Abdul Ado • 1.9 BPG
Leading Steals	Iverson Molinar • 1.3 SPG

#### ARKANSAS

Record	13-5 • 5-4 SEC
Ranking	NR AP • RV USA Today
Last Game	L • 81-77 • at Oklahoma State • 01/30
Head Coach	Eric Musselman
Arkansas Record	33-17 • 2nd Season
NCAA Division I Record	143-51 • 6th Season
Musselman vs. MSU	0-2
Leading Scorer	Moses Moody • 16.6 PPG
Leading Rebounder	Justin Smith • 6.4 RPG
Leading Assists	Jalen Tate • 4.4 APG
Leading Blocks	Connor Vanover • 1.9 BPG
Leading Steals	Desi Sills & Jalen Tate • 1.4 SPG

## STATS COMPARISON

MISSISSIPPI STATE	CATEGORY	ARKANSAS
72.0	Points Per Game	83.9
65.8	Opponent Points Per Game	70.7
45.5	Field Goal Percentage	45.5
40.7	Opponent Field Goal Percentage	42.1
36.4	3-Pt. Field Goal Percentage	34.5
33.8	Opponent 3-Pt. Field Goal Percentage	30.5
5.5	3-Pts. Per Game	8.4
8.0	Opponent 3-Pts. Per Game	6.8
64.2	Free Throw Percentage	73.0
13.2	Free Throws Made Per Game	14.8
11.1	Opponent Free Throws Made Per Game	13.0
39.7	Rebounds Per Game	41.1
31.0	Opponent Rebounds Per Game	35.1
+8.7	Rebounding Margin	+6.0
12.7	Assists Per Game	15.1
13.7	Turnovers Per Game	13.0
12.7	Turnovers Forced Per Game	15.1
-1.0	Turnover Margin	+2.1
0.9	Assist/Turnover Ratio	1.2
6.8	Steals Per Game	8.3
4.7	Blocks Per Game	5.1

## HALF TOTALS • HIGHS/LOWS

### MOST FIRST HALF POINTS

Mississippi State	44	Iowa State • 01/30/2021
Opponent	40	at No. 18 Alabama • 01/23/2021
	40	vs. Liberty • 11/26/2020

### FEWEST FIRST HALF POINTS

Mississippi State	19	vs. Clemson • 11/25/2020
Opponent	20	North Texas • 12/04/2020

### MOST SECOND HALF POINTS

Mississippi State	51	Iowa State • 01/30/2021
	51	No. 13 Missouri • 01/05/2021
Opponent	46	at Vanderbilt • 01/09/2021

### FEWEST SECOND HALF POINTS

Mississippi State	22	Texas A&M • 01/13/2021
Opponent	23	Mississippi Valley State • 12/21/2020

### LARGEST HALFTIME LEAD

Mississippi State	17	Mississippi Valley State • 12/21/2020
Opponent	12	No. 13 Missouri • 01/05/2021

### LARGEST MARGIN OF VICTORY

Mississippi State	39	Iowa State • 01/30/2021
	39	Mississippi Valley State • 12/21/2020
Opponent	16	Ole Miss • 01/19/2021

## ON THE AIR

### TELEVISION

- SEC Network • Watch ESPN App
- Ch. 611 DirecTV • Ch. 1607 AT&T U-Verse • Ch. 220 C-Spire
- Ch. 404/408 Dish • Ch. 1026 MaxxSouth
- Dave Neal • Play-by-Play • Daymeon Fishback • Analyst

### RADIO

- WKBB-FM 100.9 • Starkville • West Point
- Online: Hail State Plus • www.HailState.com/Watch
- Neil Price • Play-by-Play

### SOCIAL MEDIA

- Facebook
- www.Facebook.com/HailStateMBK
- Twitter • Instagram • Coach Howland
- @HailStateMBK • @Ben\_Howland

## MISSISSIPPI STATE OFF THE BENCH • NUMERICAL ORDER

### NO. 0 • JALEN JOHNSON • G/F • 6-6 • 210 • R-SR. • BATON ROUGE, LOUISIANA

2020-21 • 6.2 PPG • 34-87 FG • 23-59 3-PT FG • 21-28 FT • 2.1 RPG • 0.5 APG

LAST GAME • IOWA STATE • 5 PTS • 2-5 FG • 1-3 3-PT FG • 0-1 FT

- Johnson has amassed 1,173 PTS and 532 REB in 117 GMS • Previous stops were Saint Louis (2016-17 • 2017-18) & Louisiana-Lafayette (2019-20)
- Career-high was 27 points versus Louisiana-Monroe (01/25/2020) • Ranked in Sun Belt's top 10 in PTS (15.5 – 6th), REB (6.6 – 7th) and FT % (82.9 – 4th)
- Played in 117 career games with 85 starts • Collected 58 outings of 10-plus points • 11 outings of 20-plus points • 9 career double-doubles
- Season-high 15 PTS versus UCA (12/16), his 1st game as a starter • Hit 18 of his 23 treys in his last 12 GMS, 10 of 12 are starts (12/16-01/30)
- Prepped at University Lab School in Baton Rouge • Won three straight Louisiana Class 3A Championships in 2013-14, 2014-15 and 2015-16
- Notable basketball U-High alumni include Glen Davis (LSU • 2005-06-07) and Garrett Temple (LSU • 2006-07-08-09) who played in the NBA

### NO. 2 • JAVIAN DAVIS • F • 6-9 • 245 • R-SO. • CANTON, MISSISSIPPI

2020-21 • 3.6 PPG • 17-46 FG • 2-14 3-PT FG • 15-39 FT • 4.9 RPG • 0.6 APG • 0.5 SPG

LAST GAME • IOWA STATE • 2 PTS • 1-3 FG • 0-0 3-PT FG • 0-1 FT • 6 REB • 1 BLK

- Davis posted 6.0 PPG and 3.8 RPG per game over his 31 appearances as a redshirt freshman at Alabama during the 2019-20 season
- Alabama went 7-2 when Davis provided double figures in 2019-20 • Ripped off season-highs 20 PTS & 10 REB vs. SC (02/29/2020)
- MSU-high is 11 PTS versus JSU (12/08) • Tallied 9 PTS, 8 REB against UCA (12/16) • SEC season-highs are 5 PTS and 7 REB versus UK (01/02)
- Chose MSU over Georgetown, Wake Forest and Xavier in transfer process • Redshirted 2018-19 where he transformed his body dropping over 40 LBS
- Prepped at Canton HS where he secured 17.0 PPG, 12.0 RPG and 2.0 BPG as a senior • Team went 29-4 and appeared in state semis in 2017-18
- Rated Mississippi's No. 3 prospect for 2018 behind MSU's Robert Woodard II & D.J. Stewart Jr. • 2017-18 Jackson Clarion-Ledger "Dandy Dozen" list

### NO. 5 • DEIVON SMITH • G • 6-1 • 165 • FR. • LOGANVILLE, GEORGIA

2020-21 • 4.5 PPG • 30-93 FG • 7-30 3-PT FG • 14-19 FT • 3.3 RPG • 2.9 APG • 0.9 SPG

LAST GAME • IOWA STATE • 10 PTS • 5-8 FG • 0-2 3-PT FG • 0-0 FT • 9 ASST • 3 REB • 1 STL

- Smith is an explosive true point guard with dynamic court vision who excels in transition and is an exceptional finisher with both hands at the rim
- No. 69 nationally, 8th ESPN top 100 prospect to sign under Ben Howland, at MSU • Ripped off 13 PTS, 3 ASST, 2 STL in his home state at UGA (12/30)
- 5+ PTS in 5 of 9 SEC GMS • 3+ ASST in 6 of 9 SEC GMS • Collected 33 ASST versus 13 TOs in last 10 GMS (12/30-01/30) • Scored 10 PTS versus ISU (01/30)
- Started opener with Cameron Matthews to give MSU 6 freshmen starters under Howland • Last time MSU started two true FR in opener was Tyson Carter and Mario Kegler (2016-17) • Secured 17.6 PPG, 8.3 APG, 8.1 RPG and 3.5 SPG as a senior at Grayson HS • Named 2020 Gwinnett Prep Sports POY
- Played the AAU circuit for the Atlanta Celtics where he and teammate Andersson Garcia won the 2019 Adidas Gauntlet U17 in Birmingham

### NO. 11 • ANDERSSON GARCIA • G/F • 6-7 • 205 • FR. • MOCA, DOMINICAN REPUBLIC

2020-21 • 1.7 PPG • 5-9 FG • 2-3 3-PT FG • 0-2 FT • 0.9 RPG

LAST GAME • IOWA STATE • 5 PTS • 2-2 FG • 1-1 3-PT FG • 0-0 FT • 2 ASST • 1 STL

- Garcia is an extremely athletic forward who is a strong driver, passer, shooter and ball-handler • Solid defender who can guard the 1-4 positions
- Posted 9.0 PPG, 9.6 RPG and 3.7 APG as a senior • Hamilton Heights is the same HS program that MSU rising senior Abdul Ado prepped at
- Hamilton Heights went 28-3, won NACA National Championship and USA Today top 20 finish in 2019-20 • Season-high 5 PTS against ISU (01/30)
- Notable players from Hamilton Heights include NBA standouts Nickeil Alexander-Walker (Virginia Tech) & Shai Gilgeous-Alexander (Kentucky)
- Played the AAU circuit for the Atlanta Celtics where he and MSU teammate Deivon Smith won the 2019 Adidas Gauntlet U17 in Birmingham

### NO. 20 • DEREK FOUNTAIN • F • 6-9 • 210 • FR. • HOLLY SPRINGS, MISSISSIPPI

2020-21 • 2.3 PPG • 4-5 FG • 1-2 3-PT FG • 0-0 FT • 0.8 RPG

LAST GAME • IOWA STATE • 7 PTS • 3-3 FG • 1-1 3-PT FG • 0-0 FT

- Fountain is a versatile wing man who is a strong shooter, passer, rebounder and defender • Posted 23.0 PPG and 13.0 RPG as a senior
- Holly Springs went 28-5 en route to the MHSAA Class 3A state semifinals in 2019-20 • Holly Springs were state runner-up in 2017-18 & 2018-19
- A 2-time All-State selection & Class 3A District 2 Most Valuable Player honoree, Jackson Clarion-Ledger "Dandy Dozen" • Season-high 7 PTS versus ISU (01/30)
- Keondre Montgomery, Cameron Matthews and Derek Fountain were state of Mississippi's top 3 prospects for Class of 2020
- Played the AAU circuit for Team Thad out of Memphis, Tennessee founded by NBA player Thaddeus Young • AAU teammates with Matthews

### NO. 32 • QUINTEN POST • F • 7-0 • 225 • FR. • AMSTERDAM, THE NETHERLANDS

2020-21 • 3.3 PPG • 22-46 FG • 7-20 3-PT FG • 2-6 FT • 2.4 RPG • 0.5 BPG

LAST GAME • IOWA STATE • 7 PTS • 3-5 FG • 1-1 3-PT FG • 0-2 FT • 6 REB • 1 BLK • 1 STL

- Post is a skilled, athletic post who played for Alba Berlin Youth Club in Germany where he posted 15.8 PPG and 6.8 RPG in 2018-19
- Piled up a career-best 10 PTS versus MVST (12/21) • Chipped in 6.0 PPG, 8.0 RPG, 1.5 BPG & 1.5 SPG over his last 2 GMS (01/26-01/30)
- Filled the box score with a SEC career-high 5 PTS, a career-best 10 REB, a career-high tying 2 BLK and a career-best 2 STL at #18 TENN (01/26)
- Represented Dutch national team to 6th place finish at the FIBA European Division B U20 Championships in July 2019
- Secured 7.4 PPG, 4.1 RPG and 1.4 APG • Tallied 11 PTS, 10 REB and 5 ASST vs. Estonia • Added 9 PTS, 5 REB and 2 BLK against TXST (11/30)
- Most notable NBA players from the Netherlands include Rik Smits "The Dunking Dutchman" (1989-2000) and Swen Nater (1977-84)

### NO. 55 • KEONDRE MONTGOMERY • G/F • 6-7 • 200 • FR. • JACKSON, MISSISSIPPI

2020-21 • 1.8 PPG • 4-13 FG • 1-4 3-PT FG • 0-0 FT • 0.6 APG

LAST GAME • IOWA STATE • 2 PTS • 1-6 FG • 0-2 3-PT FG • 0-0 FT • 1 REB

- Montgomery is an extremely gifted scorer who can score on all three levels • Outstanding 3-PT shooter and a strong finisher at the basket
- Poured in 28.1 PPG, 8.5 RPG, 4.0 APG, 2.1 BPG and 2.0 SPG as a senior • Forest Hill went 25-6 and advanced to state semifinals in 2019-20
- A two-time All-State First-Team and Jackson-Clarion Ledger "Dandy Dozen" selection • Scored 1st MSU basket against Texas State (11/30)
- Keondre Montgomery, Cameron Matthews and Derek Fountain were state of Mississippi's top 3 prospects for Class of 2020
- Played the AAU circuit for MEBO Team Hood • MEBO Team Hood alumni include MSU's D.J. Stewart Jr. and Robert Woodard II









## TEAM NUGGETS

- A balanced offensive attack has been key for State as the Bulldogs have garnered a 8-1 record when four (4) or more players reach double figures.
- Mississippi State has outrebounded 16 of its 18 opponents, highlighted by a +10 rebounding margin in seven (7) games in 2020-21.
- The Bulldogs are third on the SEC leaderboard in paint points (616), only behind Arkansas (682) and Georgia (668).
- Mississippi State also is third in second-chance points (237), only behind Arkansas (275) and LSU (251).
- The Bulldogs are 6-1 this season when committing 12 turnovers or less versus a 4-7 mark when being forced into 13 turnovers or more.



## 2020-21 MISSISSIPPI STATE TV/RADIO ROSTER

<b>0</b>  <b>Jalen Johnson</b> G/F • 6-6 • 210 R SR • TR Baton Rouge Louisiana	<b>1</b>  <b>Iverson Molinar</b> G • 6-3 • 190 SO • 1L Panama City Panama	<b>2</b>  <b>Javian Davis</b> F • 6-9 • 245 R SO • TR Canton Mississippi	<b>3</b>  <b>D.J. Stewart Jr.</b> G • 6-6 • 205 R SO • 1L Grace Mississippi	<b>4</b>  <b>Cameron Matthews</b> G/F • 6-7 • 220 FR • HS Olive Branch Mississippi	<b>5</b>  <b>Deivon Smith</b> G • 6-1 • 165 FR • HS Loganville Georgia	<b>11</b>  <b>Andersson Garcia</b> G/F • 6-7 • 205 FR • HS Moca Dominican Republic	<b>20</b>  <b>Derek Fountain</b> F • 6-9 • 210 FR • HS Holly Springs Mississippi
<b>21</b>  <b>Justin Rumph</b> G • 6-5 • 215 R JR • SQ Birmingham Alabama	<b>24</b>  <b>Abdul Ado</b> F • 6-11 • 255 R SR • 3L Lagos Nigeria	<b>25</b>  <b>Isaac Stansbury</b> G • 6-1 • 160 SO • SQ Bowling Green Kentucky	<b>30</b>  <b>Andrew Junkin</b> F • 6-11 • 240 R SO • 1L New Hope Mississippi	<b>32</b>  <b>Quinten Post</b> F • 7-0 • 240 So • HS Amsterdam The Netherlands	<b>33</b>  <b>Reggie Morris</b> G • 6-1 • 160 FR • HS Grandview Missouri	<b>35</b>  <b>Tolu Smith</b> F • 6-11 • 245 R SO • 1L Bay St. Louis Mississippi	<b>55</b>  <b>Keondre Montgomery</b> G/F • 6-7 • 200 FR • HS Jackson Mississippi

 <b>Ben Howland</b> Head Coach 6th Season	 <b>George Brooks</b> Assistant Coach 11th Season	 <b>Korey McCray</b> Assistant Coach 6th Season	 <b>Ernie Zeigler</b> Assistant Coach 6th Season	 <b>Michael Moynihan</b> Director of Operations 5th Season 4th as OPS	 <b>Derrick Zimmerman</b> Director of Scouting/Analytics 3rd Season 1st as S&A	 <b>Collin Crane</b> Strength & Conditioning Coach 4th Season	 <b>Seth Tisdale</b> Athletic Trainer 3rd Season
--	--	--	---	--	---	---	---

## 2020-21 ROSTER

NO.	NAME	POS	HT.	WT.	CL.-EXP	HOMETOWN [HIGH SCHOOL/PREVIOUS SCHOOL]
0	Jalen Johnson	G/F	6-6	210	R Sr.-TR	Baton Rouge, Louisiana [University Lab School/Louisiana-Lafayette]
1	Iverson Molinar	G	6-3	190	So.-1L	Panama City, Panama [Veritas Prep - California]
2	Javian Davis	F	6-9	245	R So.-TR	Canton, Mississippi [Canton HS/Alabama]
3	D.J. Stewart, Jr.	G	6-6	205	R So.-1L	Grace, Mississippi [Riverside HS]
4	Cameron Matthews	G/F	6-7	220	Fr.-HS	Olive Branch, Mississippi [Olive Branch HS]
5	Deivon Smith	G	6-1	165	Fr.-HS	Loganville, Georgia [Grayson HS]
11	Andersson Garcia	G/F	6-7	205	Fr.-HS	Moca, Dominican Republic [Hamilton Heights HS - Tennessee]
20	Derek Fountain	F	6-9	210	Fr.-HS	Holly Springs, Mississippi [Holly Springs HS]
21	Justin Rumph	G	6-5	215	R Jr.-SQ	Birmingham, Alabama [Hoover HS/Faulkner/Southern Union State CC]
24	Abdul Ado	F	6-11	255	R Sr.-3L	Lagos, Nigeria [Hamilton Heights HS - Tennessee]
25	Isaac Stansbury	G	6-1	160	So.-SQ	Bowling Green, Kentucky [Greenwood HS]
30	Andrew Junkin	F	6-11	240	R So.-1L	New Hope, Mississippi [New Hope HS]
32	Quinten Post	F	7-0	240	So.-1L	Amsterdam, The Netherlands [Cartesius Lyceum HS]
33	Reggie Morris	G	6-1	160	Fr.-HS	Grandview, Missouri [Grandview HS]
35	Tolu Smith	F	6-10	245	R So.-TR	Bay St. Louis, Mississippi [Kahuku HS - Hawaii/Western Kentucky]
55	Keondre Montgomery	G/F	6-7	200	Fr.-HS	Jackson, Mississippi [Forest Hill HS]

### PRONUNCIATION GUIDE

Abdul ADO	ab-DOOL ah-DO
JAVIAN Davis	JAY-vee-un
IVERSON Molinar	eye-VER-suhn
DEIVON Smith	DAY-vonn
TOLU Smith	TOE-loo

 <b>Matt Dunaway</b> Media Relations	 <b>Emmanuel Ejeh</b> Graduate Assistant	 <b>Gerdarius Troutman</b> Graduate Assistant
---	---	--

## 2020-21 COACHING/SUPPORT STAFF

**Head Coach:** Ben Howland (Weber State • 1979)  
**Assistant Coach:** George Brooks (Mississippi St • 1997)  
**Assistant Coach:** Korey McCray (Mercer • 2001)  
**Assistant Coach:** Ernie Zeigler (Cleary College • 1994)

**Director of Operations:** Michael Moynihan (North Georgia • 2010)  
**Director of Scouting & Analytics:** Derrick Zimmerman (Mississippi St • 2003)  
**Strength & Conditioning Coach:** Collin Crane (Carson-Newman • 2013)  
**Athletic Trainer:** Seth Tisdale (High Point • 2012)  
**Athletic Communications:** Matt Dunaway (UCF • 2005)  
**Graduate Assistant:** Emmanuel Ejeh (Mississippi Valley St • 2019)  
**Graduate Assistant:** Gerdarius Troutman (Florida Atlantic • 2018)

### BACK-TO-BACK-TO-BACK 20 PIECES

• Mississippi State secured three straight 20-win seasons for the 5th time in program history from 2017-18 to 2019-20 and for the first time since the 2007-08, 2008-09 and 2009-10 seasons.

• Those three seasons listed above also mark the last time the Bulldogs made the postseason in three straight seasons: 2007-08 (NCAA), 2008-09 (NCAA) and 2009-10 (NIT).

• Seven of MSU's 11 occurrences with consecutive 20-win seasons have come during the 2000s.

• The program record for wins in a two-year span is 49 set by the 2003-04 and 2004-05 squads. Howland's 2017-18 and 2018-19 teams secured 48 victories.

SEASON	RECORD	COACH	POSTSEASON
2001-02	27-8	Rick Stansbury	NCAA 32
2002-03	21-10	Rick Stansbury	NCAA 64
2003-04	26-4	Rick Stansbury	NCAA 32
2002-03	21-10	Rick Stansbury	NCAA 64
2003-04	26-4	Rick Stansbury	NCAA 32
2004-05	23-11	Rick Stansbury	NCAA 32
2006-07	21-14	Rick Stansbury	NIT 4
2007-08	23-11	Rick Stansbury	NCAA 32
2008-09	23-13	Rick Stansbury	NCAA 64
2007-08	23-11	Rick Stansbury	NCAA 32
2008-09	23-13	Rick Stansbury	NCAA 64
2009-10	24-12	Rick Stansbury	NIT 16
<b>2017-18</b>	<b>25-12</b>	<b>Ben Howland</b>	<b>NIT 4</b>
<b>2018-19</b>	<b>23-11</b>	<b>Ben Howland</b>	<b>NCAA 64</b>
<b>2019-20</b>	<b>20-11</b>	<b>Ben Howland</b>	<b>Cancelled</b>

• Mississippi State will attempt to pick up 20-plus wins in four straight seasons for the third time in program history during the 2020-21 season.

SEASON	RECORD	COACH	POSTSEASON
2001-02	27-8	Rick Stansbury	NCAA 32
2002-03	21-10	Rick Stansbury	NCAA 64
2003-04	26-4	Rick Stansbury	NCAA 32
2004-05	23-11	Rick Stansbury	NCAA 32
2006-07	21-14	Rick Stansbury	NIT 4
2007-08	23-11	Rick Stansbury	NCAA 32
2008-09	23-13	Rick Stansbury	NCAA 64
2009-10	24-12	Rick Stansbury	NIT 16
<b>2017-18</b>	<b>25-12</b>	<b>Ben Howland</b>	<b>NIT 4</b>
<b>2018-19</b>	<b>23-11</b>	<b>Ben Howland</b>	<b>NCAA 64</b>
<b>2019-20</b>	<b>20-11</b>	<b>Ben Howland</b>	<b>Cancelled</b>
<b>2020-21</b>	<b>10-8</b>	<b>Ben Howland</b>	

### BULLDOGS MAKE 11TH NCAA TOURNAMENT TRIP

• Mississippi State made its 11th NCAA Tournament appearance in 2018-19 and captured the program's first bid since the 2008-09 season.

• In total, Mississippi State has secured seven of its 11 NCAA Tournament selections dating back to the 2001-02 season.

• The Bulldogs advanced to the 1996 NCAA Final Four under Richard Williams when Mississippi State defeated Virginia Commonwealth • VCU [Sonny Smith], Princeton [Pete Carril], Connecticut [Jim Calhoun] and Cincinnati [Bob Huggins].

### FIFTH MOST WINS IN THE SEC SINCE 2017-18

• Mississippi State has tucked away 78 victories dating back to the 2017-18 season which is tied for fourth in the SEC with LSU and is only behind Auburn, Kentucky and Tennessee (as of 02/02).

RANK	SCHOOL	WINS
1	Auburn	91
2	Kentucky	86
	Tennessee	86
4	<b>Mississippi State</b>	<b>78</b>
	LSU	78

• The 68 combined wins during the 2017-18, 2018-19 and 2019-20 seasons were fourth-highest total in program history, and the most for Mississippi State over a three-year span since the 2007-08, 2008-09 and 2009-10 teams accounted for 70 victories.

### MSU • 3-YEAR WIN TOTALS

RANK	TEAMS	WINS
1	2001-02 • 2002-03 • 2003-04	74
2	2007-08 • 2008-09 • 2009-10	70
	2002-03 • 2003-04 • 2004-05	70
4	<b>2017-18 • 2018-19 • 2019-20</b>	<b>68</b>
5	2006-07 • 2007-08 • 2008-09	67
6	2000-01 • 2001-02 • 2002-03	66
	1993-94 • 1994-95 • 1995-96	66

• Dating back to the 2001-02, Mississippi State has racked up 385 victories which also ranks fourth in the SEC behind Florida, Kentucky and Tennessee (as of 02/02).

RANK	SCHOOL	WINS
1	Kentucky	539
2	Florida	483
3	Tennessee	401
4	<b>Mississippi State</b>	<b>386</b>
5	Alabama	384

### DOUBLE DIGIT SEC VICTORIES AGAIN

• Mississippi State has captured 10+ SEC victories during back-to-back seasons in 2018-19 and 2019-20 for the 5th time in program history and for the first time since the 1994-95 and 1995-96 campaigns under Richard Williams.

• This year's Bulldogs will look to join the 1960-61, 1961-62 and 1962-63 teams as the only teams in program history to win 10+ SEC games during three consecutive seasons.

SEASON	RECORD	COACH
1942-43	13-7	Stanfield Hitt
1958-59	13-1	Babe McCarthy
1960-61	11-3	Babe McCarthy
1961-62	13-1	Babe McCarthy
1962-63	12-2	Babe McCarthy
1965-66	10-6	Joe Dan Gold
1977-78	13-5	Ron Greene
1978-79	11-7	Jim Hatfield
1990-91	13-5	Richard Williams
1994-95	12-4	Richard Williams
1995-96	10-6	Richard Williams
2001-02	10-6	Rick Stansbury
2003-04	14-2	Rick Stansbury
2007-08	12-4	Rick Stansbury
<b>2018-19</b>	<b>10-8</b>	<b>Ben Howland</b>
<b>2019-20</b>	<b>11-7</b>	<b>Ben Howland</b>
<b>2020-21</b>	<b>4-5</b>	<b>Ben Howland</b>

• The Bulldogs amassed 30 SEC wins from 2017-18 to 2019-20 which is the program's best 3-year SEC total going back to the 2007-08, 2008-09 and 2009-10 seasons.

### MSU • 3-YEAR SEC WIN TOTALS

RANK	TEAMS	WINS
1	1960-61 • 1961-62 • 1962-63	36
2	2001-02 • 2002-03 • 2003-04	33
3	2002-03 • 2003-04 • 2004-05	32
4	1993-94 • 1994-95 • 1995-96	31
	1977-78 • 1978-79 • 1979-80	31
	1956-57 • 1957-58 • 1958-59	31
7	<b>2017-18 • 2018-19 • 2019-20</b>	<b>30</b>
	2007-08 • 2008-09 • 2009-10	30
	1976-77 • 1977-78 • 1978-79	30
10	2006-07 • 2007-08 • 2008-09	29
	1959-60 • 1960-61 • 1961-62	29

### WOODARD II AND PERRY SELECTED IN 2020 NBA DRAFT

• Mississippi State's Robert Woodard II and Reggie Perry had their childhood dreams become a reality during the NBA Draft on November 18.

• Woodard II was originally selected by the Memphis Grizzlies with the No. 40 overall pick during the second round before being traded to the Sacramento Kings.

• Perry was originally chosen with the No. 57 overall pick later that round by the Los Angeles Clippers before being dealt to the Brooklyn Nets.

• The Woodard II-Perry duo marked the sixth time that the Bulldogs had multiple players selected during the same NBA Draft. Mario Austin and Derrick Zimmerman were the last MSU pair to accomplish the feat in 2003.

• Mississippi State is the only school in the country to have multiple 2020 NBA, NFL and MLB Draft picks.

• Mississippi State is one of nine schools nationally and one of three SEC schools to have multiple players selected during the 2020 NBA Draft.

• The Bulldogs are joined by Kentucky and Vanderbilt among SEC schools. In fact, Mississippi State trails only Kentucky and is tied for the second-most SEC players chosen with Tennessee and Vanderbilt over the last two NBA Drafts.

• Quindary Weatherspoon made his NBA debut last season and went No. 49 overall to the San Antonio Spurs in the 2019 NBA Draft.

• Nationally, Mississippi State is in elite company with Arizona, Duke, Florida State, Kentucky, Memphis, Michigan State, Washington and Vanderbilt with multiple players in the 2020 NBA Draft.

**WOODARD II/PERRY CONTINUE COACH HOWLAND'S NBA DRAFT LEGACY**

• Mississippi State's Robert Woodard II and Reggie Perry mark the fourth time in Coach Howland's career that he has had multiple picks during the same NBA Draft.

• The three UCLA pairs include Russell Westbrook/Kevin Love (2008), Jrue Holiday/Darren Collison (2009) and Kyle Anderson/Jordan Adams (2014).

• Howland has now coached 21 NBA Draft selections. The group is headed by current pros which include Westbrook (2008 – No. 4), Love (2008 – No. 5), Zach LaVine (2014 – No. 13), Holiday (2009 – No. 17), Anderson (2014 – No. 30), Trevor Ariza (2004 – No. 43), Norman Powell (2015 – No. 46) and Quinnndary Weatherspoon (2019 – No. 49).

• LaVine was recruited and signed by Howland at UCLA but played under Steve Alford.

**SOLID ALL-AROUND EFFORT AGAINST IOWA STATE**

• Mississippi State used a total team effort on both sides of the floor to collect a 95-56 convincing victory over Iowa State during the SEC/Big 12 Challenge (01/30).

The 39-point margin of victory was the program's largest over a current Power 5 non-conference opponent. The previous mark was a 75-47 win (+28) over Florida State on 12/10/1951.

• The Bulldogs dished out a season's best 21 assists on a season-high 37 field goals.

• State also set season-highs for bench points (40), points off turnovers (34) and second-chance points (20). The Bulldogs equaled a season-low with 10 turnovers and limited Iowa State to 17 field goals made.

**SCORCHING THE NETS AT VANDERBILT**

• Mississippi State turned in a shooting performance for the ages as the Bulldogs hit 31-of-51 from the field (60.8 percent) at Vanderbilt (01/09).

• The 60.8 shooting clip for MSU is the program's best during a SEC road game since connecting for a 63.5 mark (33-for-52) at Auburn on 01/29/1992.

• Iverson Molinar (24 PTS), Tolu Smith (18 PTS), D.J. Stewart Jr. (16 PTS) and Jalen Johnson (10 PTS) fueled a balanced offensive attack. The quartet pumped in a combined 68 points on a collective 24-for-35 shooting performance.

**THE MISSOURI WIN WAS HISTORIC**

• Mississippi State's 78-63 triumph over No. 13 Missouri marked the second-biggest (2nd) margin over of victory over at top 15 opponent and fifth (5th) largest margin of victory over a ranked opponent in program history.

**MSU MARGIN OF VICTORY • RANKED OPPONENTS**

RANK	MOV	OPPONENT • SCORE	SEASON • DATE
1	23	[25] Florida • 70-47	1994-95 • 02/01/95
2	21	[8] Arkansas • 83-62	1994-95 • 02/04/95
3	20	[17] Ole Miss • 88-68	2007-08 • 01/26/08
4	17	[19] LSU • 96-79	1988-89 • 02/04/89
5	15	[13] Missouri • 78-63	2020-21 • 01/05/21

• The Bulldogs outscored Missouri by a 51-24 margin in the second half.

• It marked only the third time dating back to the 1986-87 season that MSU has outscored a SEC opponent by a +25 margin during the second 20 minutes.

• The last time was 16 years ago to the day during a 90-53 rout of Auburn in 2004-05.

**MSU MARGIN OF VICTORY • 2ND HALF • SEC OPPONENTS**

RANK	MOV	OPPONENT • SCORE	SEASON • DATE
1	32	[25] Florida • 51-19	1994-95 • 02/01/95
2	27	[13] Missouri • 51-24	2020-21 • 01/05/21
3	25	Auburn • 53-28	2004-05 • 01/05/05

• The Missouri win marked the program's first triumph over a top 15 foe since the Bulldogs toppled No. 15 Arizona, 67-57, on 11/18/2011 at Madison Square Garden in New York City.

• The win also gave State a top 25 win during three of the last four seasons under Ben Howland.

• MSU's last victory over a ranked foe was a 92-84 decision against No. 16 Auburn on Jan. 26, 2019 when Quinnndary Weatherspoon piled up 27 points during the 2nd half.

• D.J. Stewart Jr. scored 20 of his team-leading 24 points during the second half. The last player to score 20-plus points in the second half was Quinnndary Weatherspoon, who came away with 20 of 27 points versus No. 16 Auburn listed above.

• Mississippi State erased a 10-plus point halftime deficit for the third (3rd) time against a ranked opponent and for the 11th time overall versus a SEC school dating back to 1980-81.

• The 12-point halftime comeback against a SEC ranked opponent trails only a 16-point deficit that the Bulldogs erased versus No. 6 Kentucky (01/05/2002 over the last 40 seasons.

**HALFTIME COMEBACKS • TOP 25 SEC OPPONENTS SINCE 1980-81**

DATE	OPPONENT	HALFTIME	FINAL
01/05/2021	[13] Missouri	39-27 • -12	78-63
01/09/2010	at [14] Ole Miss	42-37 • -5	80-75
02/11/2004	at [25] South Carolina	34-32 • -2	79-75 • OT
03/08/2002	vs. [11] Florida	25-22 • -3	62-52
01/05/2002	[6] Kentucky	40-24 • -16	74-69 • OT
02/02/2000	[22] LSU	35-30 • -5	68-66
01/30/1999	[25] Florida	42-32 • -10	66-63
02/01/1995	[25] Florida	28-19 • -9	70-47
01/27/1993	[16] Arkansas	33-28 • -5	80-76 • OT
02/04/1989	[19] LSU	38-34 • -4	96-79
01/15/1983	at [18] Tennessee	37-36 • -1	75-74 • OT

**ONE OF THE BEST SEC SCORING DUOS IN 2020-21**

• D.J. Stewart Jr. and Iverson Molinar head into Tuesday's game at Arkansas as one of the SEC's top offensive duos.

• Stewart Jr. and Molinar have piled up 35.2 points per game, which sits third behind LSU's Cameron Thomas and Trendon Watford and Vanderbilt's Scotty Pippen Jr. and Dylan Disu.

• The pair has accounted for 11 games of 20-plus points which also is second behind Thomas and Watford who have combined for 19 games of 20-plus points.

**SEC TOP SCORING DUOS • AS OF 02/02****MIN • ALL PLAYERS PLAYED IN 50% OF TEAM'S GAMES**

RANK	PTS	PLAYERS	SCHOOL
1	39.6	Thomas/Watford	LSU
2	35.7	Pippen Jr./Disu	Vanderbilt
3	35.2	Stewart Jr./Molinar	MSU
4	32.6	Lawson/Bryant	South Carolina
5	30.5	Moody/Notae	Arkansas

**THE BEST MSU SCORING DUO SINCE 1982-83**

• At Mississippi State, the Stewart Jr.-Molinar combo is the highest scoring duo since Jeff Malone and Terry Lewis during the 1982-83 season.

• The pair is one of three combos dating back to 1972-73 to have both members as sophomores or younger. They are joined by Rich Knarr and Jerry Jenkins in 1972-73 along with Ray White and Gary Hooker in 1975-76.

**MSU TOP SCORING DUOS • SINCE 1972-73**

RANK	PTS	PLAYERS	SEASON
1	42.0	Malone/Lewis	1982-83
2	37.6	Jenkins/Fry	1974-75
3	36.0	White/Hooker	1975-76
4	35.6	Knarr/Jenkins	1972-73
5	35.5	Brown/White	1976-77
6	35.2	Stewart Jr./Molinar	2020-21
7	35.0	Brown/Grim	1979-80

**ONE OF THE BEST SEC SCORING TRIOS IN 2020-21**

• Add in Tolu Smith, and Mississippi State has one of the SEC's top scoring trios.

• Stewart Jr., Molinar and Smith have piled up a combined 42 games in double figures in addition to securing 10-plus points in the same game on nine occasions where the Bulldogs are a perfect 9-0.

• The trio has amassed 47.7 points per game which trails only LSU's Thomas, Watford and Javonte Smart.

**SEC TOP SCORING TRIOS • AS OF 02/02****MIN • ALL PLAYERS PLAYED IN 50% OF TEAM'S GAMES**

RANK	PTS	PLAYERS	SCHOOL
1	55.1	Thomas/Watford/Smart	LSU
2	48.1	Stewart Jr./Molinar/T. Smith	MSU
3	44.7	Lawson/Bryant/Couinsnard	South Carolina
4	43.7	Pippen Jr./Disu/Wright	Vanderbilt
5	42.0	Pinson/Tilmon/D. Smith	Missouri
6	41.9	Moody/Notae/Smith	Arkansas



**THE BEST MSU SCORING TRIO SINCE 1978-79**

• At Mississippi State, the Stewart Jr.-Molinar-T. Smith trio is the highest scoring duo since Ray White, Greg Grim and Rickey Brown in 1978-79.

• The trio is one of two groups dating back to 1972-73 to have all three members as sophomores or younger. They are joined by Rich Knarr, Jerry Jenkins and Larry Fry in 1972-73.

**MSU TOP SCORING TRIOS • SINCE 1972-73**

RANK	PTS	PLAYER	SEASON
1	50.3	Brown/White/Hooker	1976-77
2	50.1	Jenkins/Fry/Knarr	1974-75
3	49.4	White/Grim/Brown	1978-79
4	48.1	Stewart Jr./Molinar/T. Smith	2020-21
	48.1	Knarr/Jenkins/Fry	1972-73
6	47.4	Jenkins/Fry/Knarr	1973-74
7	47.2	Wilson/Jones/Dampier	1995-96

**ABDUL'S BLOCK PARTY**

• Abdul Ado has been ranked among the SEC's top 10 in blocks per game during all four of his seasons at MSU with 1.9 BPG (6th • 2017-18), 1.8 BPG (7th • 2018-19), 1.9 BPG (T-3rd • 2019-20) and 1.9 BPG (4th • 2020-21).

• Ado has posted 216 total blocks at a 1.86 per game rate over 116 career games. His 1.86 average is only behind Jarvis Varnado (4.00) and Erick Dampier (2.68).

**CAREER BLOCKS • AS OF 02/02**

RANK	BLK	PLAYER	SEASONS
1	564	Jarvis Varnado	2007-08-09-10
2	249	Erick Dampier	1994-95-96
3	216	Abdul Ado	2018-19-20-21
4	198	Tyrone Washington	1996-97-98-99
5	195	Aric Holman	2016-17-18-19

• Ado's 216 blocks also are 1st among active Power 5 players and 3rd overall among NCAA active players.

**NCAA ACTIVE BLOCKS LEADERS • AS OF 02/01**

RANK	BLK	PLAYER	SCHOOL
1	317	Hayden Koval	UNC Greensboro
2	239	Matt Haarms	BYU
3	216	Abdul Ado	MSU
4	215	Hasahn French	Saint Louis
5	200	A.J. Wilson	George Mason

**ABDUL MOVING UP THE REBOUNDING LIST**

• Abdul Ado became the 13th player in program history to reach 700 career rebounds during the Iowa State game on 01/30.

• Ado enters the Arkansas game six rebounds away from moving into sole possession of 12th place in program history.

**CAREER REBOUNDS • AS OF 02/02**

RANK	REB	PLAYER	SEASONS
10	753	Jack Houston	1952-53-54-55
11	713	Jerry Graves	1959-60-61
12	705	Leland Mitchell	1961-62-63
13	700	Abdul Ado	2018-19-20-21
14	691	Aric Holman	2016-17-18-19
	691	Charles Rhodes	2005-06-07-08

• Ado's 700 rebounds also are 10th among active Power 5 players and is 25th overall among NCAA active players.

**NCAA ACTIVE REBOUNDS LEADERS • AS OF 02/01 POWER 5 SCHOOLS**

RANK	REB	PLAYER	SCHOOL
1	849	Steffon Mitchell	Boston College
2	798	Luka Garza	Iowa
3	797	E.J. Anosike	Tennessee
4	749	Romello White	Ole Miss
5	729	Marcus Santos-Silva	Texas Tech
6	717	Garrison Brooks	North Carolina
7	715	Jordan Bruner	Alabama
8	713	Kevin Marfo	Texas A&M
9	705	Sam Hauser	Virginia
10	700	Abdul Ado	MSU
11	699	Brandon Johnson	Minnesota
12	695	Mark Vital	Baylor
13	690	Derek Culver	West Virginia

• Ado is listed as SEC's active rebounding leader below because Anosike played at Sacred Heart before Tennessee, Marfo played at Quinnipiac and George Washington before Texas A&M, Bruner played at Yale before Alabama and White played at Arizona State before Ole Miss.

**ABDUL IS THE SEC'S ACTIVE LEADER IN RBS & BLKS**

• Abdul Ado heads into the Arkansas game as the SEC's active leader in rebounds and block shots by a healthy margin.

**REBOUNDS • AS OF 02/02**

RANK	REB	PLAYER	SCHOOL
1	700	Abdul Ado	MSU
2	567	Savion Flagg	Texas A&M
3	519	Herbert Jones	Alabama
4	511	John Petty Jr.	Alabama
5	509	Jeremiah Tilmon	Missouri

**BLOCKS • AS OF 02/02**

RANK	BLK	PLAYER	SCHOOL
1	216	Abdul Ado	MSU
2	117	Yves Pons	Tennessee
3	116	Clevon Brown	Vanderbilt
4	98	Jeremiah Tilmon	Missouri
5	80	John Fulkerson	Tennessee
	80	Herbert Jones	Alabama

**ABDUL SITS ON TOP OF MSU'S ALL TIME FG% LIST**

• Abdul Ado holds the top spot on Mississippi State's all-time field goal percentage list heading into the Arkansas game among players with at least 250 baskets made.

**CAREER FG PERCENTAGE • AS OF 02/02**

RANK	FG%	PLAYER	FGM-FGA	SEASONS
1	59.6	Abdul Ado	270-453	2018-19-20-21
2	58.9	Jarvis Varnado	548-930	2007-08-09-10
3	58.7	Erick Dampier	481-819	1994-95-96
	58.7	Cameron Burns	563-959	1989-90-91
5	57.8	Wiley Pick	439-759	1976-77-78-79

• Ado's 59.6 field goal percentage also checks in 7th among active Power 5 players and 18th highest overall among NCAA active players.

**NCAA ACTIVE FG PERCENTAGE LEADERS • AS OF 02/01**

RANK	FG%	PLAYER	SCHOOL
1	65.3	Kevin Samuel	Texas Christian • TCU
2	65.2	Emeka Obukwelu	Arkansas
3	61.8	Jericho Sims	Texas
4	61.2	Romello White	Ole Miss
5	60.4	Jay Huff	Virginia
6	59.8	Chevez Goodwin	Southern Cal • USC
7	59.6	Abdul Ado	MSU

**THE CENTURY MARK IN STARTS FOR ABDUL**

• Abdul Ado became the 8th player in MSU history to make his 100th career start against Texas State on 11/30 since the 1986-87 season.

• The last MSU player to accomplish the feat was his former teammate Quindary Weatherspoon, who made his 100th start at Kentucky on 01/22/2019.

• Ado made his 115th career start versus Iowa State on 01/30 which moved him into fourth-place tie with Craig Sword in program history.

**CAREER STARTS • AS OF 02/02**

RANK	GS	PLAYER	SEASONS
1	122	Dee Bost	2009-10-11-12
2	119	Jarvis Varnado	2007-08-09-10
3	117	Quindary Weatherspoon	2016-17-18-19
4	115	Craig Sword	2013-14-15-16
	115	Abdul Ado	2018-19-20-21
6	112	Gavin Ware	2013-14-15-16

**THE FRESHMAN-SOPHOMORE JUMP**

• Iverson Molinar, Tolu Smith and D.J. Stewart Jr. are etching their names on the notable freshman-sophomore jumps at Mississippi State, under Ben Howland, and among SEC players over the last decade.

**COACH HOWLAND • MSU • FRESHMAN TO SOPHOMORE**

PLAYER	SEASONS	FR • PPG	SO • PPG
Iverson Molinar	2020-21	5.9	17.6
D.J. Stewart Jr.	2020-21	8.5	17.6
Tolu Smith	2020-21	3.3 • WKU	12.9
Reggie Perry	2019-20	9.7	17.4
Robert Woodard II	2019-20	5.5	11.4
Quindary Weatherspoon	2016-17	12.0	16.5
Aric Holman	2016-17	1.9	8.4

**MSU • FRESHMAN TO SOPHOMORE • SINCE 1986-87**

PLAYER	SEASONS	FR • PPG	SO • PPG
Ravon Johnson	2008-09	2.5	12.1
Charles Rhodes	2005-06	2.9	13.8
Mario Austin	2001-02	7.9	16.1
Timmy Bowers	2001-02	2.5	10.6
Robert Jackson	1999-2000	5.8	12.3
Tang Hamilton	1998-99	4.3	11.3
Bart Hyche	1996-97	3.5	12.8
Marcus Bullard	1995-96	5.4	12.1
Marcus Grant	1992-93	4.7	10.8
Anthony Blakeney	1986-87	6.1	11.7

**COACH HOWLAND • UCLA • FRESHMAN TO SOPHOMORE**

PLAYER	SEASONS	FR • PPG	SO • PPG
Travis Wear	2010-12	3.5 • UNC	11.5
David Wear	2010-12	2.9 • UNC	10.2
Tyler Honeycutt	2010-11	7.2	12.8
Malcolm Lee	2009-10	3.2	12.1
Russell Westbrook	2007-08	3.4	12.7
Darren Collison	2006-07	5.5	12.7
Arron Afflalo	2005-06	10.8	15.8
Josh Shipp	2005-2007	9.3	13.3

**COACH HOWLAND • PITT • FRESHMAN TO SOPHOMORE**

PLAYER	SEASONS	FR • PPG	SO • PPG
Chevon Troutman	2002-03	5.0	11.0
Julius Page	2001-02	9.1	12.2
Jaron Brown	2001-02	4.8	9.3

• The trio of Molinar-Smith-Stewart Jr. account for three of the SEC's top 5 freshman-sophomore jumps this season in addition to three of MSU's top 6 freshmen-sophomore jumps since 1986-87 and the top 3 freshmen-sophomore scoring jumps during Ben Howland's coaching career.

• Molinar's jump of 11.7 PPG is tied for third-highest among SEC players over the last decade. The top spot is held by current Toronto Raptors guard Terence Davis +13.1 PPG jump from 2015-16 to 2016-17 when he played at Ole Miss.

• Coach Howland has stated that Molinar's jump reminds of the freshman-sophomore jump that Russell Westbrook had at UCLA listed to the above.

**SEC • FRESHMAN TO SOPHOMORE • +7.0 PPG JUMP**

PLAYER	SCHOOL	FR • PPG	SO • PPG	JUMP
Iverson Molinar	MSU	5.9	17.6	+11.7
Allen Flanigan	AU	3.2	14.1	+10.9
Scotty Pippen Jr.	VANDY	12.0	21.7	+9.7
Tolu Smith	MSU	3.3 • WKU	12.9	+9.6
D.J. Stewart Jr.	MSU	8.5	17.6	+9.1
Tre Mann	UF	5.3	14.3	+9.0
Emanuel Miller	A&M	6.4	14.8	+8.4
Jahvon Quinerly	BAMA	3.2 • NOVA	11.2	+8.0
Jaylin Williams	AU	2.4	10.4	+8.0

**2019-20**

PLAYER	SCHOOL	FR • PPG	SO • PPG	JUMP
Aaron Nesmith	VU	11.0	23.0	+12.0
Immanuel Quickley	UK	5.2	16.1	+10.9
Reggie Perry	MSU	9.7	17.4	+7.7

**2018-19**

PLAYER	SCHOOL	FR • PPG	SO • PPG	JUMP
Savian Flagg	A&M	4.1	13.9	+9.8
Nicolas Claxton	UGA	3.9	13.0	+9.1

**2016-17**

PLAYER	SCHOOL	FR • PPG	SO • PPG	JUMP
Terence Davis	OM	1.8	14.9	+13.1
Brandon Sampson	LSU	4.0	11.6	+7.6
PJ Dozier	SC	6.7	13.9	+7.2

**2015-16**

PLAYER	SCHOOL	FR • PPG	SO • PPG	JUMP
Tyler Ullis	UK	5.6	17.3	+11.7
Yante Maten	UGA	5.0	16.5	+11.5

**2014-15**

PLAYER	SCHOOL	FR • PPG	SO • PPG	JUMP
Tim Quarterman	LSU	2.5	11.5	+9.0

**2013-14**

PLAYER	SCHOOL	FR • PPG	SO • PPG	JUMP
Kenny Gaines	UGA	3.7	13.0	+9.3
Charles Mann	UGA	6.7	13.9	+7.2
Michael Qualls	ARK	4.6	11.6	+7.0

**2012-13**

PLAYER	SCHOOL	FR • PPG	SO • PPG	JUMP
Kedren Johnson	VU	3.1	13.5	+10.4

**2011-12**

PLAYER	SCHOOL	FR • PPG	SO • PPG	JUMP
Trae Golden	UT	3.0	13.6	+10.6

**2010-11**

PLAYER	SCHOOL	FR • PPG	SO • PPG	JUMP
Earnest Ross	AU	2.8	13.1	+10.3
John Jenkins	VU	10.9	19.5	+8.6

**TOLU'S 5 DOUBLE-DOUBLES ARE SECOND IN THE SEC**

• Tolu Smith has secured five (5) double-doubles which is tied for second place in the SEC heading into the Arkansas game.

• Smith's most recent double-double also was his first career 20-10 performance when he amassed career-highs with 27 points and 14 rebounds versus Florida on 01/16.

• Mississippi State is 4-1 on the season when Smith provides a double-double.

**SEC DOUBLE-DOUBLES • AS OF 02/02**

RANK	D-D'S	PLAYER	SCHOOL
1	6	Jeremiah Tilmon	Missouri
2	5	Tolu Smith	MSU
	5	Sahvir Wheeler	Georgia
4	4	Toumani Camara	Georgia
	4	Darius Days	LSU
	4	Emanuel Miller	Texas A&M
7	3	Dylan Disu	Vanderbilt
	3	Justin Minaya	South Carolina

**10+ PTS STREAKS FOR D.J. & IVERSON TO START 2020-21**

• D.J. Stewart Jr. and Iverson Molinar were the only sophomores or younger along with the 8th and 9th MSU players since 1982-83 to begin a season with 10+ consecutive games in double figures.

• The duo joined Gavin Ware (2015-16) as the only players to accomplish the feat during the 2000s.

PLAYER	SEASON	10+ PTS GMS
Jeff Malone	1982-83	29
Tony Watts	1991-92	28
Gavin Ware	2015-16	16
Cameron Burns	1989-90	15
Terry Lewis	1982-83	14
Erick Dampier	1995-96	13
Greg Carter	1989-90	12
D.J. Stewart Jr.	2020-21	12
Iverson Molinar	2020-21	11

**ELITE COMPANY FOR D.J., IVERSON AND TOLU**

• Iverson Molinar and D.J. Stewart Jr. started the 2020-21 season with double figures in their first nine (9) appearances after Stewart Jr. and Tolu Smith began the season with 10-plus points during MSU's first eight (8) games.

• After missing State's first three games of the season, Molinar and Stewart Jr. are 4th set of teammates to be sophomores or younger and the 9th set of teammates overall to accomplish the feat dating back to the 1958-59 season.

• The previous two duos to be sophomores or younger were Gary Hooker (Fr.) and Ray White (Fr.) in 1975-76 coupled with Rickey Brown (Fr.) and White (So.) in 1976-77.

• Prior to this season, the last State duo to start a season with nine straight games with double-digit points were Cameron Burns and Greg Carter during MSU's 1990-91 SEC championship season.

PLAYERS	SEASON	10+ PTS GMS
Terry Lewis	1982-83	14
Jeff Malone		
Gary Hooker	1975-76	14
Ray White		
Cameron Burns	1990-91	12
Greg Carter		
Iverson Molinar	2020-21	9
D.J. Stewart Jr.		
Rickey Brown	1976-77	9
Ray White		
Tolu Smith	2020-21	8
D.J. Stewart Jr.		
Rickey Brown	1979-80	8
Kent Looney		
Rickey Brown	1978-79	8
Ray White		
Jack Bouldin	1971-72	8
Jeff Watkins		

**20 PIECES IN MULTIPLE GAMES FOR THE SOPHOMORES**

• D.J. Stewart Jr. and Iverson Molinar are one (1) of seven (7) Mississippi State combos to be sophomores or younger to have multiple 20-plus point games together since 1972-73 when freshmen became eligible to play college basketball.

RANK	20+ PTS GMS	PLAYERS	SEASON
1	5	White/Hooker	1975-76
2	4	Knarr/Jenkins	1972-73
3	2	Stewart Jr./Molinar	2020-21
	2	Q. Weatherspoon/Peters	2016-17
	2	Brown/Hooker	1976-77
	2	White/Brown	1976-77
	2	Knarr/Fry	1972-73

PLAYER	SEASON	OPP • DATE	PTS
D.J. Stewart Jr.	2020-21	Missouri • 01/05	24
Iverson Molinar	2020-21	Missouri • 01/05	20
D.J. Stewart Jr.	2020-21	Dayton • 12/12	32
Iverson Molinar	2020-21	Dayton • 12/12	20
Quinnndary Weatherspoon	2016-17	at Auburn • 02/07	25
Lamar Peters	2016-17	at Auburn • 02/07	23
Quinnndary Weatherspoon	2016-17	Missouri • 01/25	29
Lamar Peters	2016-17	Missouri • 01/25	23

PLAYER	SEASON	OPP • DATE	PTS
Rickey Brown	1976-77	Georgia • 02/19	28
Gary Hooker	1976-77	Georgia • 02/19	24
Rickey Brown	1976-77	Truman St • 12/09	29
Gary Hooker	1976-77	Truman St • 12/09	24
Ray White	1976-77	at Georgia • 01/22	21
Rickey Brown	1976-77	at Georgia • 01/22	20
Ray White	1976-77	Texas • 12/11	28
Rickey Brown	1976-77	Texas • 12/11	21
Ray White	1975-76	at Kentucky • 03/08	24
Gary Hooker	1975-76	at Kentucky • 03/08	23
Ray White	1975-76	Georgia • 02/28	26
Gary Hooker	1975-76	Georgia • 02/28	22
Gary Hooker	1975-76	Auburn • 02/09	28
Ray White	1975-76	Auburn • 02/09	23
Gary Hooker	1975-76	LSU • 01/19	31
Ray White	1975-76	LSU • 01/19	20
Gary Hooker	1975-76	at Evansville • 12/17	20
Ray White	1975-76	at Evansville • 12/17	20
Rich Knarr	1972-73	Alabama • 03/03	22
Larry Fry	1972-73	Alabama • 03/03	21
Rich Knarr	1972-73	Auburn • 02/19	30
Larry Fry	1972-73	Auburn • 02/19	30
Jerry Jenkins	1972-73	Florida • 02/24	21
Rich Knarr	1972-73	Florida • 02/24	20
Jerry Jenkins	1972-73	Kentucky • 01/08	20
Rich Knarr	1972-73	Kentucky • 01/08	31
Jerry Jenkins	1972-73	vs. Hawaii • 01/03	29
Rich Knarr	1972-73	vs. Hawaii • 01/03	27
Jerry Jenkins	1972-73	vs. Michigan St • 01/02	22
Rich Knarr	1972-73	vs. Michigan St • 01/02	20

• The pair of redshirt sophomores (Molinar-Stewart Jr. and Smith-Stewart Jr.) are two (2) of ten (10) MSU combos to score 20 points in a game as freshmen or sophomores since 1986-87, which was Richard Williams' first season.

• Five (5) of the ten (10) combos listed above and right have come under sixth-year coach Ben Howland. Stewart Jr. and Reggie Perry accomplished the feat to fuel a victory over Tennessee in 2019-20.

PLAYER	SEASON	OPP • DATE	PTS
<b>D.J. Stewart Jr.</b>	<b>2020-21</b>	<b>Missouri • 01/05</b>	<b>24</b>
<b>Iverson Molinar</b>	<b>2020-21</b>	<b>Missouri • 01/05</b>	<b>20</b>
<b>D.J. Stewart Jr.</b>	<b>2020-21</b>	<b>Dayton • 12/12</b>	<b>32</b>
<b>Iverson Molinar</b>	<b>2020-21</b>	<b>Dayton • 12/12</b>	<b>20</b>
<b>Tolu Smith</b>	<b>2020-21</b>	<b>Liberty • 11/26</b>	<b>20</b>
<b>D.J. Stewart Jr.</b>	<b>2020-21</b>	<b>Liberty • 11/26</b>	<b>20</b>
Reggie Perry	2019-20	Tennessee • 02/01	24
D.J. Stewart Jr.	2019-20	Tennessee • 02/01	20
Quinnndary Weatherspoon	2016-17	at Auburn • 02/07	25
Lamar Peters	2016-17	at Auburn • 02/07	23
Quinnndary Weatherspoon	2016-17	Missouri • 01/25	29
Lamar Peters	2016-17	Missouri • 01/25	23
Craig Sword	2013-14	Texas A&M • 01/18	23
Gavin Ware	2013-14	Texas A&M • 01/18	22
Barry Stewart	2006-07	Auburn • 01/20	22
Reginald Delk	2006-07	Auburn • 01/20	20
Jamont Gordon	2006-07	Texas A&M-CC • 12/02	24
Ben Hansbrough	2006-07	Texas A&M-CC • 12/02	23
Darryl Wilson	1993-94	at Auburn • 01/12	24
Erick Dampier	1993-94	at Auburn • 01/12	22
Tony Watts	1988-89	at Alabama • 01/14	24
Cameron Burns	1988-89	at Alabama • 01/14	22

### 30 & 20 IN THE SAME GAME

• D.J. Stewart Jr. and Iverson Molinar are the 5th combo during the 2000s and the 4th combo to be sophomores or younger (bolded) to secure 30+ PTS and 20+ PTS during the same game since the 1972-73 season.

• The last time Mississippi State had a duo accomplish the feat in a neutral site game was when Darryl Wilson scored 32 PTS and Erick Dampier tacked on 21 PTS versus No. 19 Utah during the 1995 NCAA Tournament Second Round.

PLAYERS	SEASON	OPP • DATE	PTS
<b>D.J. Stewart Jr.</b>	<b>2020-21</b>	<b>vs. Dayton • 12/12</b>	<b>32</b>
<b>Iverson Molinar</b>	<b>2020-21</b>	<b>vs. Dayton • 12/12</b>	<b>20</b>
Arnett Moultrie	2011-12	UMass • 03/13	34
Dee Bost	2011-12	UMass • 03/13	20
Jarvis Varnado	2008-09	LSU • 02/11	31
Dee Bost	2008-09	LSU • 02/11	20
Charles Rhodes	2007-08	Auburn • 02/27	30
Jamont Gordon	2008-09	Auburn • 02/27	20
Mario Austin	2001-02	Arkansas • 02/27	30
Marckell Patterson	2001-02	Arkansas • 02/27	21
Darryl Wilson	1994-95	vs. [19] Utah • 03/19	32
Erick Dampier	1994-95	vs. [19] Utah • 03/19	21
<b>Gary Hooker</b>	<b>1975-76</b>	<b>LSU • 01/19</b>	<b>31</b>
<b>Ray White</b>	<b>1975-76</b>	<b>LSU • 01/19</b>	<b>20</b>
<b>Larry Fry</b>	<b>1972-73</b>	<b>Auburn • 02/19</b>	<b>30</b>
<b>Rich Knarr</b>	<b>1972-73</b>	<b>Auburn • 02/19</b>	<b>30</b>
<b>Jerry Jenkins</b>	<b>1972-73</b>	<b>Auburn • 02/19</b>	<b>20</b>
<b>Rich Knarr</b>	<b>1972-73</b>	<b>Kentucky • 01/08</b>	<b>31</b>
<b>Jerry Jenkins</b>	<b>1972-73</b>	<b>Kentucky • 01/08</b>	<b>20</b>

### WHAT'S GONE • MSU'S BEST SCORING QUARTET SINCE 2010-11

• Reggie Perry (17.4 PPG), Tyson Carter (13.9), Nick Weatherspoon (11.6 PPG) and Robert Woodard II (11.4 PPG) were the 8th quartet to average double figures at Mississippi State during the 2000s.

• The 54.3 combined points per game the most for a MSU quartet with all four members averaging double figures since Raven Johnson (17.6 PPG), Dee Bost (15.3 PPG), Renardo Sidney (14.2 PPG) and Kodi Augustus (12.2 PPG) during the 2010-11 season.

• The 54.3 points for Perry-Carter-Weatherspoon-Woodard II quartet also is the fifth at MSU with all four members averaging double figures going back to the 1979-80 season.

### MSU SCORING QUARTETS • SINCE 1979-80

RANK	PPG	SEASON	PLAYERS
1	59.4	1995-96	Darryl Wilson • Dontae' Jones • Erick Dampier • Marcus Bullard
2	59.3	2010-11	Raven Johnson • Dee Bost • Renardo Sidney • Kodi Augustus
3	56.6	2007-08	Charles Rhodes • Jamont Gordon • Barry Stewart • Ben Hansbrough
4	54.4	1989-90	Cameron Burns • Greg Carter • Tony Watts • Doug Hartsfield
5	54.3	2019-20	<b>Perry • Carter • Weatherspoon • Woodard II</b>

### MSU AMONG SEC'S AND NATION'S BEST • 2020-21

• For the second straight season, Mississippi State holds the SEC's top spot and is one of the nation's best offensive rebounding percentage teams.

### 2020-21 O-REB PERCENTAGE • AS OF 02/02

RANK	OR%	SCHOOL
1	40.9	Houston
	40.9	North Carolina
3	39.3	Cal State Bakersfield
4	38.6	Baylor
5	38.2	Connecticut • UConn
6	37.7	<b>Mississippi State</b>
7	37.2	Southern Cal • USC

• The Bulldogs not only led the SEC but were fourth in the nation with a 37.0 offensive rebounding percentage last season.

### 2019-20 O-REB PERCENTAGE • FINAL

RANK	OR%	SCHOOL
1	40.1	West Virginia
2	38.7	Houston
3	37.3	Stephen F. Austin
4	37.0	<b>Mississippi State</b>
5	36.1	Sacred Heart

### KENPOM NUGGETS

• Mississippi State, Alabama and LSU are the only schools to have two players ranked among KenPom's top 13 in offensive efficiency.

### KENPOM SEC OFFENSIVE RATING • AS OF 02/02

RANK	O-RTG	PLAYER	SCHOOL
1	123.4	Colin Castleton	Florida
2	113.9	Scotty Pippen Jr.	Vanderbilt
3	112.2	<b>Iverson Molinar</b>	<b>MSU</b>
4	111.3	Trendon Watford	LSU
5	111.2	Emanuel Miller	Texas A&M
6	110.9	Cameron Thomas	LSU
7	110.5	Jaden Springer	Tennessee
8	109.8	Andrew Garcia	Georgia
9	108.1	Herbert Jones	Alabama
10	106.1	Devontae Shuler	Ole Miss
11	105.5	Tre Mann	Florida
12	105.0	Jahvon Quinerly	Alabama
13	104.8	Keyshawn Bryant	South Carolina
14	103.6	<b>D.J. Stewart Jr.</b>	<b>MSU</b>
12	103.2	JD Notae	Arkansas

• Tolu Smith is ranked among the SEC leaders in offensive rebound percentage.

### KENPOM SEC O-REBOUND PERCENTAGE • AS OF 02/02

RANK	O-REB	PLAYER	SCHOOL
1	14.4	Andrew Garcia	Georgia
2	14.0	<b>Tolu Smith</b>	<b>MSU</b>
3	13.8	Jeremiah Tilmon	Missouri
4	13.5	Isaiah Jackson	Kentucky
5	13.0	Colin Castleton	Florida



### LOYALTY UNDER COACH HOWLAND

• Mississippi State's coaching staff led by Ben Howland along with assistant coaches George Brooks, Korey McCray and Ernie Zeigler are entering their 6th season together at Mississippi State in 2020-21

• The quartet is one of eight current coaching staffs in the country to remain together at the same school for at least the six seasons.

### RANK YEAR SCHOOL HEAD COACH ASSISTANT COACHES

1	11th	Michigan State	Tom Izzo
		Dwayne Stephens • Dane Fife • Mike Garland	
2	9th	West Virginia	Bob Huggins
		Larry Harrison • Ron Everhart • Erik Martin	
2	9th	UAlbany	Will Brown
		John Iati • Josh Pelletier • Jerrad Knotts	
4	7th	Kansas	Bill Self
		Kurtis Townsend • Norm Roberts • Jerrance Howard	
4	7th	Oregon	Dana Altman
		Tony Stubblefield • Kevin McKenna • Mike Mennenga	
4	7th	Vermont	John Becker
		Kyle Cleplicki • Ryan Schneider • Hamlet Tibbs	
7	6th	Mississippi State	Ben Howland
		George Brooks • Korey McCray • Ernie Zeigler	
7	6th	Bradley	Brian Wardle
		Drew Adams • Mike Barger • Jimmie Foster	

### COACH HOWLAND: ONE OF 15 WITH FOUR TEAMS DANCING

• Ben Howland became the 15th coach in history to lead four programs to the NCAA Tournament in 2018-19. The 15 coaches are listed alphabetically below.

• Howland is one (1) of eight (8) coaches on the list that has one of his four schools being a SEC program (Rick Barnes • Cliff Ellis • Jim Harrick • Lon Kruger • Rick Pitino • Tubby Smith • Eddie Sutton) and one (1) of three (3) coaches to have UCLA be one of the four programs (Steve Alford • Jim Harrick).

### COACH • SCHOOLS

#### Steve Alford

Missouri State • Iowa • New Mexico • UCLA

#### Rick Barnes

Providence • Clemson • Texas • Tennessee

#### John Beilein

Canisius • Richmond • West Virginia • Michigan

#### Lefty Driesell

Davidson • Maryland • James Madison • Georgia State

#### Cliff Ellis

South Alabama • Clemson • Auburn • Coastal Carolina

#### Larry Eustachy

Utah State • Iowa State • Southern Miss • Colorado State

#### Jim Harrick

Pepperdine • UCLA • Rhode Island • Georgia

#### Ben Howland

Northern Arizona • Pittsburgh • UCLA • Mississippi State

#### Lon Kruger

Kansas State • Florida • Illinois • UNLV • Oklahoma

#### Fran McCaffery

Lehigh • UNC-Greensboro • Siena • Iowa

#### Tom Penders

Rhode Island • Texas • George Washington • Houston

#### Rick Pitino

Boston • Providence • Kentucky • Louisville

### COACH • SCHOOLS

#### Kelvin Sampson

Washington State • Oklahoma • Indiana • Houston

#### Tubby Smith

Tulsa • Georgia • Kentucky • Minnesota • Texas Tech

#### Eddie Sutton

Creighton • Arkansas • Kentucky • Oklahoma State

### HALFTIME COMEBACKS UNDER COACH HOWLAND

• Mississippi State earned its 21st halftime comeback victory and first of 2020-21 under Coach Howland when the Bulldogs dismissed Missouri, 78-63, on 01/05/2021.

• The Bulldogs have won at least three games during Howland's first five seasons when trailing at the half.

• Below are the halftime comebacks under Coach Howland, 12 of the 21 have come against SEC opponents.

### HALFTIME COMEBACKS • COACH HOWLAND

DATE	OPPONENT	HALFTIME	FINAL
01/05/2021	[13] Missouri	39-27 • -12	78-63
11/08/2019	Sam Houston State	34-27 • -7	67-58
12/18/2019	Radford	42-38 • -4	77-68
01/28/2020	at Florida [SEC]	45-35 • -10	78-71
02/01/2020	Tennessee [SEC]	34-28 • -6	86-73
02/08/2020	Vanderbilt [SEC]	35-31 • -4	80-70
11/30/2018	at Dayton	29-26 • -3	65-58
12/04/2018	McNeese State	42-39 • -3	90-77
12/19/2018	Wofford	50-41 • -9	98-87
02/02/2019	at Ole Miss [SEC]	43-39 • -4	81-75
02/16/2019	at Arkansas [SEC]	38-32 • -6	77-67
02/23/2019	South Carolina [SEC]	36-29 • -7	76-61
11/22/2017	Stephen F. Austin	40-32 • -8	80-75
11/26/2017	Jacksonville State	29-25 • -4	59-56
02/24/2018	South Carolina [SEC]	32-25 • -7	72-68
12/22/2016	Morehead State	41-31 • -10	85-76
01/25/2017	Missouri [SEC]	43-39 • -4	89-74
02/04/2017	Tennessee [SEC]	33-21 • -12	64-59
11/13/2015	Eastern Washington	51-48 • -3	106-88
01/23/2016	Ole Miss [SEC]	38-36 • -2	83-77
02/16/2016	Vanderbilt [SEC]	41-32 • -9	75-74

• The Florida comeback on 01/28/2020 marks the first time that Mississippi State has won a SEC road game when trailing by 10-plus points at the half since turning a 39-28 deficit into a 78-77 overtime victory at Vanderbilt on 01/21/2012.

• The Bulldogs have rallied from a 10-plus point deficit six times in SEC road games dating back to the 1980-81 season.

### 10+ PT SEC HALFTIME ROAD COMEBACKS

DATE	OPPONENT	HALFTIME	FINAL
01/28/2020	at Florida [SEC]	45-35 • -10	78-71
01/21/2012	at Vanderbilt [SEC]	39-28 • -11	78-77 • OT
03/06/2004	at Alabama [SEC]	47-31 • -16	82-81 • OT
01/07/2004	at Ole Miss [SEC]	29-19 • -10	61-54
01/07/1995	at Georgia [SEC]	36-26 • -10	60-59
02/13/1991	at Ole Miss [SEC]	42-27 • -15	84-77

• Early in 2019-20, Mississippi State wiped away an 18-point deficit (52-34) with 13:02 left against Sam Houston State on the strength of a 33-6 run to close the game.

• It marked the fifth time that the Bulldogs have overcame at least a 15-point margin during any point of the game under Coach Howland.

### 15+ PT COMEBACKS • COACH HOWLAND

DATE	OPPONENT	SCORE • TIME	FINAL
01/28/2020	at Florida [SEC]	36-20 • 6:00 1st	78-71
11/08/2019	Sam Houston St	52-34 • 13:02 2nd	67-58
02/23/2019	South Carolina [SEC]	30-14 • 4:04 1st	76-61
02/04/2017	Tennessee [SEC]	41-23 • 17:50 2nd	64-59
		29-10 • 4:50 1st	
02/16/2016	Vanderbilt [SEC]	61-44 • 13:38 2nd	75-74

### LESS THAN 60 POINTS LEADS TO W'S

• Mississippi State has won 40 of 45 games when holding the opposition to under 60 points under Coach Howland with 34 of those 45 outings coming inside Humphrey Coliseum.

• The Bulldogs have won 27 of their last 31 games when accomplishing the feat since 03/08/2017. Three of the four set-backs have come during the 2020-21 season, most recently a 56-53 decision to No. 18 Tennessee on 01/26/2021

• Mississippi State limited Ole Miss on 03/07/2020 to 44 points which tied the lowest point total allowed under Howland. The 44 points are the lowest versus a SEC opponent during the Howland era.

### 2015-16 • 5-0

DATE	OPPONENT	RESULT
11/28/2015	UT-Martin	W • 76-51
12/19/2015	Tulane	W • 69-59
12/31/2015	North Carolina Central	W • 71-48
02/09/2016	Arkansas [SEC]	W • 78-46
02/27/2016	South Carolina [SEC]	W • 68-58

### 2016-17 • 8-1

DATE	OPPONENT	RESULT
11/20/2016	vs. UTEP	W • 61-54
11/28/2016	Northwestern State	W • 65-59
12/01/2016	Oregon State	W • 74-57
12/19/2016	vs. Southern Miss	W • 86-44
12/29/2016	Missouri-Kansas City	W • 77-54
01/14/2017	Texas A&M [SEC]	W • 67-59
02/04/2017	Tennessee [SEC]	W • 64-59
02/18/2017	Florida [SEC]	L • 57-52
03/08/2017	vs. LSU [SEC-T]	W • 79-52

### 2017-18 • 8-0

DATE	OPPONENT	RESULT
11/18/2017	Florida A&M	W • 79-48
11/26/2017	Jacksonville State	W • 59-56
11/30/2017	North Dakota State	W • 83-59
12/03/2017	Dayton	W • 61-59
12/20/2017	Little Rock	W • 64-48
02/03/2018	Georgia [SEC]	W • 72-57
03/14/2018	Nebraska [NIT]	W • 66-59
03/20/2018	at Louisville [NIT]	W • 79-56

## 2018-19 • 8-0

DATE	OPPONENT	RESULT
11/11/2018	Hartford	W • 77-59
11/16/2018	Long Beach State	W • 79-51
11/21/2018	vs. Saint Mary's	W • 61-57
11/30/2018	at Dayton	W • 65-58
12/15/2018	Cincinnati	W • 70-59
01/19/2019	at Vanderbilt [SEC]	W • 71-55
02/26/2019	Missouri [SEC]	W • 68-49
03/14/2019	vs. Texas A&M [SEC-T]	W • 80-54

## 2019-20 • 7-1

DATE	OPPONENT	RESULT
11/08/2019	Sam Houston State	W • 67-58
11/14/2019	Louisiana-Monroe	W • 62-45
11/17/2019	New Orleans	W • 82-59
11/24/2019	at Coastal Carolina	W • 81-56
12/22/2019	vs. New Mexico State	L • 58-52
01/14/2020	Missouri	W • 72-45
01/18/2020	Georgia	W • 91-59
03/07/2020	Ole Miss	W • 69-44

## 2020-21 • 3-3

DATE	OPPONENT	RESULT
11/25/2020	vs. Clemson	L • 53-42
12/08/2020	Jackson State	W • 82-59
12/21/2020	Mississippi Valley State	W • 87-48
01/13/2021	Texas A&M	L • 56-55
01/26/2021	at No. 18 Tennessee	L • 56-53
01/30/2021	Iowa State	W • 95-56

## WHAT'S NEXT: KESHAWN MURPHY

• Mississippi State and head coach Ben Howland started its 2021 signing class on a strong note as ESPN top 100 recruit KeShawn Murphy inked his National Letter of Intent (NLI) on Nov. 13 during the fall signing period.

• Murphy, a 6-10 forward from Birmingham, Alabama, will start his freshman season for the Bulldogs during the 2021-22 season.

Murphy is rated No. 89 in ESPN's top 100 rankings and is the state of Alabama's No. 2 prospect for the Class of 2021. It marks back-to-back seasons that Howland has reeled in an ESPN top 100 commitment as Deivon Smith ranked No. 69 in the 2020 class.

• Mississippi State also has a pair of ESPN top 50 recruits from the Class of 2018 in Reggie Perry and Robert Woodard II, who were selected in the 2nd round of the 2020 NBA Draft.

• Murphy amassed 18.6 points, 7.5 rebounds, 3.7 assists and 2.0 blocks per game in 2019-20 as a junior. He was a finalist for the Alabama Sport Writers Association [ASWA] Class 5A Player of the Year award and was a consensus ASWA All-State First-Team selection.

• Ramsay has combined for a 45-22 record over the last two seasons, fueled by a 25-9 mark in 2019-20. The program has made back-to-back trips to the Alabama Class 5A Final Four.

• Murphy has been nominated to participate in the 2021 McDonald's High School All-America game. He began his senior campaign with a 21-point, 13-rebound, 3-block performance in an 82-76 win over Auburn High School and is closing in on becoming a 1,000-point scorer at Ramsay.

## #STATETOTHELEAGUE &amp; MSU'S PRO DAWGS

• Mississippi State had four former 1,000 point scorers who all played under head coach Ben Howland in the NBA and NBA G-League during the 2019-20 season.

• Aric Holman (Texas Legends • Dallas Mavericks), Lamar Peters (Westchester Knicks • New York Knicks), Craig Sword (Grand Rapids Drive • Detroit Pistons) and Quindary Weatherspoon (Austin Spurs • San Antonio Spurs).

• Weatherspoon made his NBA debut with the San Antonio Spurs at Sacramento on 02/08. He scored his first career points as part of the NBA restart over the summer.

• Dee Bost (France), Tyson Carter (Greece), Travis Daniels (Cyprus), Holman (Germany), Arnett Moultrie (China), Peters (Turkey), Sword (Mexico) and Gavin Ware (Germany) are former MSU alums playing pro basketball overseas.

## COACH HOWLAND'S NBA PLAYERS

• Russell Westbrook, Kevin Love and Jrue Holiday spearhead a list of 26 NBA players who played college basketball under Howland.

• The trio has combined for 14 nods to the NBA All-Star Game headed by six consecutive selections (2015-16-17-18-19-20) for Westbrook who also was the NBA All-Star game MVP in 2015 and 2016.

• Westbrook, a five-time All-NBA First-Team honoree and two-time NBA scoring champion, was the 2017 NBA MVP. He was the first player in league history to average a triple-double for a season since Oscar Robertson during the 1960s.

• Love (Cleveland Cavaliers • 2016) along with Trevor Ariza (Los Angeles Lakers • 2009), Jordan Farmer (Los Angeles Lakers • 2009-10) and Normal Powell (Toronto Raptors • 2019) have each won NBA Championships.

• Woodard II (Sacramento Kings) signed a 4-year contract with 3.3 million guaranteed over his first three seasons, highlighted by 1.5 million for the 2020-21 season.

## DAMPIER GARNERS MISSISSIPPI SPORTS HOF SELECTION

• Former Mississippi State and NBA standout Erick Dampier can add Mississippi Sports Hall of Fame and Museum inductee to his impressive list of career accolades as the organization announced its class of 2021 on Oct. 27.

• Dampier is joined by Debbie Brock (Delta State), Lindsey Hunter, Jr. (Jackson State/NBA), Terrence Metcalf (Ole Miss/NFL), Dave Randall (Ole Miss/ATP) and Randy Watkins (Ole Miss/PGA) in the six-person class.

• Mississippi State amassed 66 victories and earned three postseason appearances during Dampier's career, highlighted by 1996 NCAA Final Four and 1995 NCAA Sweet 16 trips under head coach and fellow Mississippi Sports Hall of Famer Richard Williams. He was named MSU's SEC Basketball Legend in 2014.

• Dampier was a two-time Associated Press (AP) All-America Honorable Mention pick and two-time All-Southeastern Conference (SEC) First-Team selection during his junior and senior seasons.

• Dampier ranks among Mississippi State's top 10 in total blocks (249 – 2nd), blocks per game (2.68 – 2nd), field goal percentage (58.7 – tied 3rd), rebounds (859 – 6th) and rebounds per game (9.2 – 8th).

• Dampier piled up 1,231 career points which ranks eighth among three-year players and 25th overall at Mississippi State. He registered double figures in 74 of his 93 career appearances, fueled by nine efforts of 20-plus points.

• Dampier was a lottery pick and chosen 10th by the Indiana Pacers in the 1996 NBA Draft. His NBA career spanned 16 seasons with stops in Indiana, Golden State, Dallas, Miami and Atlanta. He scored 7,309 points, 7,005 rebounds and 1,398 blocks in 987 games.

• Prior to Mississippi State, Dampier prepped at Lawrence County High School in Monticello, Mississippi where he led his team to two straight state championships.

## ON THE HORIZON: A NEW LOOK TO THE HUMPHREY

• Humphrey Coliseum will become one of the premier arenas in the nation as major renovation plans were announced on Oct. 30, 2018.

• Mississippi State has joined with Dale Partners Architects and AECOM Sports to design a comprehensive plan that will see the Hump revamped with modern amenities and the arena's first premium ticket options.

• One of those new options will be a new club level that offers premium ticket holders a dedicated entrance and lobby that leads down to a 6,000-square foot sideline club that offers nearly 580 club seats and 80 loge seats.

• The new-look Hump also will include nearly 160 terrace seats at the concourse level in addition to an expanded and updated concourse.

• The renovation plan includes two grand lobbies at the entrances on the east and west sides that feature direct views into the seating bowl.





# MISSISSIPPI STATE • SEC STANDINGS/LEADERS • NET RANKINGS/BREAKDOWN

## 2020-21 SEC STANDINGS • 02/02

TEAM	SEC	PCT.	OVERALL	PCT.
Alabama	9-0	1.000	14-4	.778
Florida	6-3	.667	10-4	.714
LSU	6-3	.667	11-5	.688
Tennessee	5-3	.625	12-3	.800
Missouri	4-3	.571	11-3	.786
Arkansas	5-4	.556	13-5	.722
Kentucky	4-4	.500	5-10	.333
<b>Mississippi State</b>	<b>4-5</b>	<b>.444</b>	<b>10-8</b>	<b>.556</b>
Auburn	4-5	.444	10-8	.556
Georgia	3-6	.333	10-6	.625
Ole Miss	3-6	.333	8-8	.500
South Carolina	2-4	.333	4-6	.400
Texas A&M	2-6	.250	8-7	.533
Vanderbilt	1-6	.143	5-8	.385

## TUESDAY, JANUARY 26

No. 18 Tennessee 56, Mississippi State 53

No. 9 Alabama 70, Kentucky 59

Auburn 88, No. 12 Missouri 82

LSU 78, Texas A&M 66

## WEDNESDAY, JANUARY 27

Florida 78, Vanderbilt 71

Arkansas 74, Ole Miss 59

South Carolina 83, Georgia 59

## SATURDAY, JANUARY 30

Mississippi State 95, Iowa State 56

No. 2 Baylor 84, Auburn 72

No. 10 Texas Tech 76, LSU 71

Florida 85, No. 11 West Virginia 80

No. 12 Missouri 102, Texas Christian • TCU 98 • OT

No. 18 Tennessee 80, No. 15 Kansas 61

No. 24 Oklahoma 66, No. 9 Alabama 61

Oklahoma State 81, Arkansas 77

Texas A&M 68, Kansas State 61

Georgia 71, Ole Miss 61

Vanderbilt 93, South Carolina 81

## TUESDAY, FEBRUARY 2

No. 11 Tennessee at Ole Miss [ESPN2] 6 p.m.

Georgia at Auburn [SECN] 6 p.m.

Mississippi State at Arkansas [SECN] 8 p.m.

Kentucky at No. 18 Missouri [ESPN/ESPN2] 8 p.m.

## WEDNESDAY, FEBRUARY 3

South Carolina at No. 22 Florida [SECN] 5:30 p.m.

LSU at No. 10 Alabama [ESPN2] 6 p.m.

Vanderbilt at Texas A&M [SECN] 7:30 p.m.

## SATURDAY, FEBRUARY 6

No. 10 Alabama at No. 18 Missouri [ESPN] 11:00 a.m.

Vanderbilt at Georgia [SECN] 12 p.m.

No. 22 Florida at LSU [ESPN/ESPN2] 1 p.m.

Mississippi State at South Carolina [SECN] 2:30 p.m.

Ole Miss at Auburn [ESPN2] 3 p.m.

Texas A&M at Arkansas [SECN] 5 p.m.

No. 11 Tennessee at Kentucky [ESPN] 7 p.m.

## TUESDAY, FEBRUARY 9

No. 10 Alabama at South Carolina [SECN] 5:30 p.m.

Arkansas at Kentucky 6 p.m.

Auburn at Vanderbilt [SECN] 7:30 p.m.

## WEDNESDAY, FEBRUARY 10

Georgia at Texas A&M [SECN] 6 p.m.

No. 22 Florida at No. 11 Tennessee [ESPN2] 7 p.m.

LSU at Mississippi State [ESPN2] 8 p.m.

No. 18 Missouri at Ole Miss [SECN] 8 p.m.

[ESPN/ESPN2/ESPN2/SECN] - ESPN Family • Watch ESPN App  
[CBS] - CBS • [CBS-SN] - CBS College Sports Network • Cable Channel

## NET RANKING • 2020-21

79 • 02/01/2021

### NET WIN AVG • 172

### STRENGTH OF SCHEDULE • 90

Record vs. NET 1-25

Home

Away

Neutral

Record vs. NET 26-50

Home

Away

Neutral

Record vs. NET 51-100

Home

Away

Neutral

Record vs. NET 101-200

Home

Away

Neutral

Record vs. NET 201 +

Home

Away

Neutral

### OPPONENT NET

### NON-CONFERENCE [SITE]

11/25 • Clemson [N]

11/26 • Liberty [N]

11/30 • Texas State [H]

12/04 • North Texas [H]

12/08 • Jackson State [H]

12/12 • Dayton [N]

12/16 • Central Arkansas [H]

12/21 • Mississippi Valley State [H]

01/30 • Iowa State [H]

### NET LOSS AVG • 66

### NON-CONFERENCE SOS • 80

Record vs. NET 1-25

Home

Away

Neutral

Record vs. NET 26-50

Home

Away

Neutral

Record vs. NET 51-100

Home

Away

Neutral

Record vs. NET 101-200

Home

Away

Neutral

Record vs. NET 201 +

Home

Away

Neutral

### OPPONENT NET

### NON-CONFERENCE [SITE]

11/25 • Clemson [N]

11/26 • Liberty [N]

11/30 • Texas State [H]

12/04 • North Texas [H]

12/08 • Jackson State [H]

12/12 • Dayton [N]

12/16 • Central Arkansas [H]

12/21 • Mississippi Valley State [H]

01/30 • Iowa State [H]

### SCHEDULE NOTE

Mississippi State had games originally scheduled at Minnesota [49] on 12/16 and versus Utah State [54] in Panama City Beach on 12/21.

## MISSISSIPPI STATE • 2020-21 SEC RANKINGS & LEADERS • AS OF 02/02

### CATEGORY

Points

OPP Points

Scoring Margin

FG Percentage

OPP FG Percentage

3-PT Percentage

OPP 3-PT Percentage

3-PT FG Made

FT Percentage

Rebounds

OPP Rebounds

Rebounding Margin

Offensive Rebounds

Offensive Rebounds Percentage

Defensive Rebounds

Defensive Rebounds Percentage

Assists

Assist/Turnover Ratio

Turnover Margin

Steals

Blocks

### AVG

72.0 • 68.6

65.8 • 69.0

+6.2 • -0.4

45.5 • 44.0

40.7 • 42.3

36.4 • 34.7

33.8 • 35.5

5.5 • 4.6

64.2 • 70.1

39.7 • 38.6

31.0 • 32.6

+8.7 • +6.0

13.3 • 11.9

37.7 • 34.4

26.4 • 26.7

74.5 • 72.9

12.7 • 11.4

0.9 • 0.8

-0.9 • -2.0

6.8 • 7.9

4.7 • 5.3

### ALL • SEC

11th • 11th

4th • 5th

6th • 9th

5th • 7th

4th • 5th

2nd • 5th

11th • 12th

12th • 14th

13th • 9th

3rd • T-3rd

1st • 1st

1st • 1st

3rd • 7th

1st • 2nd

7th • 3rd

2nd • 2nd

11th • 12th

9th • 12th

10th • 11th

10th • 5th

6th • 4th

### ABDUL ADO

### CATEGORY

Blocks

Offensive Rebounds

Rebounds

Minutes

Defensive Rebounds

### ALL • SEC

1.9 • 2.4

2.6 • 2.8

6.7 • 7.1

33.0

4.3

### ALL • SEC

4th • 4th

7th • 6th

10th • 7th

NR • 7th

NR • T-10th

## QUADRANT 1 • H (1-30) • N (1-50) • A (1-75)

Overall: 2-2 • Home: 2-0 • Away: 0-2 • Neutral: 0-0

Remaining Quad 1 Games: 4 (1 Home • 3 Away)

## QUADRANT 2 • H (31-75) • N (51-100) • A (76-135)

Overall: 1-5 • Home: 0-2 • Away: 1-0 • Neutral: 0-3

Remaining Quad 2 Games: 3 (1 Home • 2 Away)

## QUADRANT 3 • H (76-160) • N (101-200) • A (136-240)

Overall: 3-1 • Home: 2-1 • Away: 1-0 • Neutral: 0-0

Remaining Quad 3 Games: 2 (2 Home • 0 Away)

## QUADRANT 4 • H (161+) • N (201+) • A (241+)

Overall: 4-0 • Home: 4-0 • Away: 0-0 • Neutral: 0-0

Remaining Quad 4 Games: 0

## ADDITIONAL METRICS • 02/01/2021

ESPN.com BPI • ESPN Strength of Record 54 • 100

KenPom.com • Jeff Sagarin 67 • 72

## OPPONENT NET

### SEC RANK SCORE

12/30 • Georgia [A] 107 W • 83-73

01/02 • Kentucky [H] 74 L • 78-73 • 2 OT

01/05 • Missouri [H] 30 W • 78-63

01/09 • Vanderbilt [A] 148 W • 84-81

01/13 • Texas A&M [H] 129 L • 56-55

01/16 • Florida [H] 19 W • 72-69

01/19 • Ole Miss [H] 75 L • 66-48

01/23 • Alabama [A] 10 L • 81-73

01/26 • Tennessee [A] 10 L • 56-53

02/02 • Arkansas [A] 33 Q1

02/06 • South Carolina [A] 106 Q2

02/10 • LSU [H] 39 Q2

02/13 • Vanderbilt [H] 148 Q3

02/16 • Auburn [A] 60 Q1

02/20 • Ole Miss [A] 75 Q1

02/24 • South Carolina [H] 106 Q3

02/27 • Alabama [H] 10 Q1

03/03 • Texas A&M [A] 129 Q2

## IVERSON MOLINAR

### CATEGORY ALL • SEC ALL • SEC

Points 17.6 • 17.3 3rd • 6th

Minutes 32.6 • 34.1 5th • 6th

Field Goal Percentage 47.8 • 44.9 7th • 9th

Free Throw Percentage 81.

**ASSOCIATED PRESS TOP 25 • WEEK 10 • 01/25/2021**

RANK	TEAM	RECORD	PTS	PR
1	Gonzaga (61)	15-0	1597	1
2	Baylor (3)	14-0	1539	2
3	Villanova	10-1	1459	3
4	Michigan	13-1	1376	7
5	Texas	11-2	1341	5
6	Houston	13-1	1281	8
7	Iowa	12-3	1214	4
8	Virginia	10-2	1067	13
9	<b>Alabama</b>	<b>13-3</b>	<b>1039</b>	<b>18</b>
10	Texas Tech	11-4	954	12
11	West Virginia	10-4	869	14
12	<b>Missouri</b>	<b>10-2</b>	<b>833</b>	<b>19</b>
13	Ohio State	12-4	810	15
14	Wisconsin	12-4	757	10
15	Kansas	10-5	665	9
16	Florida State	9-2	656	RV
17	Creighton	11-4	640	11
18	<b>Tennessee</b>	<b>10-3</b>	<b>638</b>	<b>6</b>
19	Illinois	10-5	415	22
20	Virginia Tech	11-3	242	16
21	Minnesota	11-5	223	17
22	Saint Louis	7-1	218	25
23	UCLA	12-3	157	24
24	Oklahoma	9-4	151	RV
25	Louisville	10-3	117	RV

**RECEIVING VOTES**

Boise State 108, Drake 75, Colorado 59, Southern Cal • USC 50, Oregon 49, Oklahoma State 49, **Florida 37**, Connecticut • UConn 20, Winthrop 16, Xavier • Ohio 14, Loyola • Chicago 12, Purdue 11, Brigham Young • BYU 11, Belmont 9, **Clemson 8**, St. Bonaventure 6, Toledo 4, Arizona 4.

**DROPPED FROM RANKINGS**

**No. 20 Clemson** • No. 21 Oregon • No. 23 Connecticut • UConn

**THE VOTERS**

NR • Bob Ballou • KEYE-TV • Austin  
 NR • Chris Basnett • Lincoln Journal Star  
 NR • Mark Berman • Roanoke Times  
 NR • Sam Blum • Dallas Morning News  
 NR • Dave Borges • New Haven Register  
 NR • Jeff Borzello • ESPN  
 NR • Rick Bozich • WDRB-TV • Louisville  
 NR • Kevin Brockway • Gainesville Sun  
 NR • Lauren Brownlow • WRAL-TV • Durham  
 NR • Joe Buettner • Norman Transcript  
 NR • Jeff Call • Salt Lake City Deseret News  
 NR • Jerry Carino • Gannett • New Jersey  
 NR • David Cloninger • The State Columbia  
 NR • Clayton Collier • WATN-TV • Memphis  
 NR • James Crepea • The Oregonian  
 NR • Seth Davis • CBS/Sports Illustrated  
 NR • Luke DeCock • Raleigh News & Observer  
 NR • Donna Ditota • Syracuse Post-Standard  
 NR • Doug Doughty • Roanoke Times  
 NR • Jack Ebling • WSYM-TV • Lansing  
 NR • Wayne Epps • Richmond Times  
 NR • John Feinstein • National Public Radio • Washington DC  
 NR • Marcus Fuller • St. Paul Pioneer Press  
 NR • Geoff Grammer • Albuquerque Journal  
 NR • Adam Grosbard • Orange County Register  
 NR • Jordan Hansen • Missoulian • Montana  
 NR • Steve Hewitt • Boston Herald  
 NR • Brian Holland • WVLA-TV • Baton Rouge  
 NR • Bob Holt • Arkansas Democrat-Gazette  
 NR • Donald Hunt • Philadelphia Tribune  
 NR • Cecil Hurt • Tuscaloosa News  
 NR • David Jablonski • Dayton Daily News  
 NR • Justin Jackson • Morgantown Dominion Post  
 NR • Ethan Joyce • Winston-Salem Journal  
 NR • Joe Juliano • Philadelphia Inquirer

**THE VOTERS**

NR • Lauren Kirschman • Seattle News Tribune  
 NR • Paul Klee • Denver Gazette  
 NR • Zach Klein • WSB-TV • Atlanta  
 NR • Chad Leistikow • Des Moines Register  
 NR • Dave Matter • St. Louis Post-Dispatch  
 NR • Brian McInnis • Honolulu Star-Advertiser  
 NR • Kevin McNamara • Providence Journal  
 NR • Stephen Means • Cleveland.com  
 NR • Craig Meyer • Pittsburgh Post-Gazette  
 NR • Sheldon Mickles • Baton Rouge Advocate  
 NR • Chris Murray • Reno Gazette Journal  
 NR • Matt Murschel • Orlando Sentinel  
 NR • Jesse Newell • Kansas City Star  
 NR • Bruce Pascoe • Arizona Daily Star  
 NR • Dave Preston • WTOP-FM • Washington DC  
 NR • Troy Provost-Heron • Knoxville Daily Times  
 NR • Jeff Rabjohns • 247Sports • Indianapolis  
 NR • B.J. Rains • Idaho Press-Tribune  
 NR • Scott Richey • Champaign News-Gazette  
 NR • Jon Rothstein • CBS & Sports Illustrated  
 NR • Shannon Ryan • Chicago Tribune  
 NR • Ben Steele • Milwaukee Journal Sentinel  
 NR • Nick Suss • Jackson Clarion Ledger  
 NR • Edgar Thompson • Orlando Sentinel  
 NR • Dick Vitale • ESPN  
 NR • Josh Vitale • Montgomery Advertiser  
 NR • Ken Weinman • WJZ-FM • Baltimore  
 NR • John Werner • Waco Tribune-Herald  
 NR • Jon Wilner • San Jose Mercury News  
 NR • Scott Wolf • Los Angeles Daily News

**TRACKING THE BULLDOGS • ASSOCIATED PRESS TOP 25 POLL**

WEEK	DATE	RANK	POINTS
PRE	11/09	-	0
2	11/30	-	0
3	12/07	-	0
4	12/14	-	0
5	12/21	-	0
6	12/28	-	0
7	01/04	-	0
8	01/11	-	0
9	01/18	-	0
10	01/25	-	0
11	02/01	-	0
12	02/08		
13	02/15		
14	02/22		
15	03/01		
16	03/08		
FINAL	03/15		

**TRACKING THE BULLDOGS • USA TODAY COACHES TOP 25 POLL**

WEEK	DATE	RANK	POINTS
PRE	11/12	-	0
2	11/30	No Poll	
3	12/07	-	0
4	12/14	-	0
5	12/21	-	0
6	12/28	-	0
7	01/04	-	0
8	01/11	-	0
9	01/18	-	0
10	01/25	-	0
11	02/01		
12	02/08		
13	02/15		
14	02/22		
15	03/01		
16	03/08		
17	03/15		
FINAL	04/06		

**USA TODAY/COACHES TOP 25 • WEEK 10 • 01/25/2021**

RANK	TEAM	RECORD	PTS	PR
1	Gonzaga (29)	14-0	797	1
2	Baylor (3)	12-0	771	2
3	Villanova	8-1	722	3
4	Michigan	11-1	599	7
5	Texas	10-2	703	5
6	Houston	11-1	496	8
7	Iowa	12-2	586	4
8	<b>Alabama</b>	<b>11-3</b>	<b>114</b>	<b>16</b>
	Virginia	9-2	147	12
10	Texas Tech	11-4	255	13
11	West Virginia	9-4	272	15
12	<b>Missouri</b>	<b>8-2</b>	<b>243</b>	<b>19</b>
13	Wisconsin	11-3	555	10
14	Creighton	10-3	597	11
15	Ohio State	11-3	234	18
16	Florida State	7-2	85	25
17	<b>Tennessee</b>	<b>10-1</b>	<b>535</b>	<b>6</b>
18	Kansas	10-3	587	9
19	Virginia Tech	11-2	162	14
20	Minnesota	11-4	166	17
21	UCLA	11-2	148	20
22	Illinois	9-5	347	24
23	Louisville	10-3	88	RV
24	Saint Louis	7-1	73	RV
25	Oregon	9-2	205	21

**RECEIVING VOTES**

Oklahoma 65, Boise State 60, Southern Cal • USC 51, Colorado 40, Oklahoma State 37, Xavier • Ohio 22, Loyola • Chicago 21, Drake 17, **Clemson 15**, **Florida 14**, Purdue 7, Connecticut • UConn 5, **Arkansas 4**, St. Bonaventure 3, Michigan State 3, San Diego State 3, Winthrop 1.

**DROPPED FROM RANKINGS**

**No. 22 Clemson** • No. 23 Colorado

**THE VOTERS**

Randy Bennett • Saint Mary's  
 Jim Boeheim • Syracuse  
 Glenn Braica • St. Francis Brooklyn  
 Scott Drew • Baylor  
 Matt Driscoll • North Florida  
 Baker Dunleavy • Quinnipiac  
 John Gallagher • Hartford  
 Michael Huger • Bowling Green  
 Ron Hunter • Tulane  
 George Ivory • Arkansas-Pine Bluff  
 Ben Jacobson • Northern Iowa  
 Chris Jans • New Mexico State  
 Rob Jeter • Western Illinois  
 James Jones • Yale  
 Greg Kampe • Oakland  
 Shantay Legans • Eastern Washington  
 Grant McCasland • North Texas  
 Mike McConathy • Northwestern State  
 Robert McCullum • Florida A&M  
 Greg McDermott • Creighton  
 Matt McMahon • Murray State  
 Wes Miller • UNC Greensboro  
 Dan Monson • Long Beach State  
 Chris Mooney • Richmond  
 Nate Oats • Alabama  
 T.J. Otzelberger • UNLV  
 Matt Painter • Purdue  
 Brett Reed • Lehigh  
 Tubby Smith • High Point  
 Zach Spiker • Drexel  
 Wayne Tinkle • Oregon State  
 Darrell Walker • Arkansas State

# MISSISSIPPI STATE • RECORD WHEN • MISCELLANEOUS STATISTICS

## MISSISSIPPI STATE RECORD BREAKDOWN

	OVR	SEC	BH
At Home	8-3	2-3	75-22
On Road	2-2	2-2	19-38
At Neutral Sites	0-3	0-0	14-15
Day Games	2-1	2-0	33-23
Night Games (At/After 5 p.m. local time)	8-7	2-5	75-52
Overtime Games	0-2	0-1	1-7
Games Decided by 10 Pts or Less	4-5	3-4	47-49
Games Decided by 5 Pts or Less	2-4	2-3	22-29
Games Following a Loss	5-3	2-2	46-30
Games Following a Win	4-5	1-3	61-45
In November	1-2	0-0	26-9
In December	5-1	1-0	29-7
In January	4-5	3-5	21-29
In February	0-0	0-0	22-19
In March	0-0	0-0	10-11

SCORING	OVR	SEC	BH
Mississippi State Leads at Halftime	9-4	3-2	82-13
Mississippi State Trails at Halftime	1-4	1-3	21-61
Tied at Halftime	0-0	0-0	5-1
Mississippi State Scores Less Than 60	0-4	0-3	1-21
Mississippi State Scores 60-69	2-0	0-0	23-20
Mississippi State Scores 70-79	2-3	2-2	36-25
Mississippi State Scores 80-89	5-1	2-0	31-8
Mississippi State Scores 90+	1-0	0-0	17-1
Opponent Scores Less Than 60	4-3	0-2	40-5
Opponent Scores 60-69	4-1	2-1	34-13
Opponent Scores 70-79	1-1	1-1	26-21
Opponent Scores 80-89	1-3	1-1	8-30
Opponent Scores 90+	0-0	0-0	0-6

REBOUNDING	OVR	SEC	BH
Mississippi State Out-Rebounds Opponent	10-6	4-3	78-32
Opponent Out-Rebounds Mississippi State	0-2	0-2	24-43
Equal Rebounds	0-0	0-0	6-0
Mississippi State Has 40+	7-3	2-2	40-17
Mississippi State Has Fewer Than 40	3-5	2-3	68-58

FIELD GOALS	OVR	SEC	BH
Mississippi State Has Higher FG%	10-1	4-0	94-19
Mississippi State Has Lower FG%	0-7	0-5	13-55
Equal Field Goal Percentage	0-0	0-0	1-1
Mississippi State Shoots Higher Than 40%	10-4	4-2	103-40
Mississippi State Shoots Lower Than 40%	0-4	0-3	5-35
Opponent Shoots Higher Than 40%	3-6	3-4	57-63
Opponent Shoots Lower Than 40%	7-2	1-1	51-12
Mississippi State Shoots Higher Than 50%	2-1	1-0	54-7
Opponent Shoots Higher Than 50%	0-2	0-0	8-21

FREE THROWS	OVR	SEC	BH
Mississippi State Attempts More FTs	7-7	3-5	75-22
Mississippi State Attempts Fewer FTs	2-1	0-0	29-53
Equal Free Throw Attempts	1-0	1-0	4-0
Mississippi State Makes More FTs	6-4	3-3	70-19
Mississippi State Makes Fewer FTs	3-4	1-2	36-54
Equal Free Throw Makes	1-0	0-0	3-2
Mississippi State Makes 15 or more FTs	4-4	2-3	52-23
Mississippi State Makes 20 or more FTs	1-0	0-0	18-3
Mississippi State Makes 25 or more FTs	0-0	0-0	8-1

## O - OVERALL SEC - SEC BH - BEN HOWLAND ERA

### ALL GAMES

SCORE BY PERIOD	1	2	OT	OT2	TOTAL
Mississippi State	590	676	15	15	1296
Opponents	531	616	15	23	1185

### SEC GAMES

SCORE BY PERIOD	1	2	OT	OT2	TOTAL
Mississippi State	283	322	7	5	617
Opponents	278	326	7	10	621

## MISSISSIPPI STATE PERFORMANCE LIST

DOUBLE-FIGURE SCORING	20-21	MSU CAREER
D.J. Stewart Jr.	17 • 10-7	31 • 21-10
Abdul Ado	2 • 1-1	22 • 13-9
Iverson Molinar	14 • 9-5	19 • 14-5
Tolu Smith	13 • 9-4	13 • 9-4
Jalen Johnson	6 • 5-1	6 • 5-1
Deivon Smith	3 • 2-1	3 • 2-1
Javian Davis	1 • 1-0	1 • 1-0
Quinten Post	1 • 1-0	1 • 1-0

10+ REBOUNDS	20-21	MSU CAREER
Abdul Ado	1 • 0-1	12 • 5-7
Tolu Smith	6 • 4-2	6 • 4-2
Quinten Post	1 • 0-1	1 • 0-1

DOUBLE-DOUBLES	20-21	MSU CAREER
Abdul Ado	-	5 • 2-3
Tolu Smith	5 • 4-1	5 • 4-1

30+ SCORING	20-21	CAREER
D.J. Stewart Jr.	1 • 0-1	1 • 0-1

20+ SCORING	20-21	CAREER
Iverson Molinar	6 • 5-1	7 • 6-1
D.J. Stewart Jr.	5 • 2-3	6 • 3-3
Tolu Smith	2 • 1-1	2 • 1-1

5+ ASSISTS	20-21	CAREER
Iverson Molinar	3 • 1-2	5 • 3-2
Deivon Smith	3 • 1-2	3 • 1-2
D.J. Stewart Jr.	2 • 2-0	3 • 2-1
Cameron Matthews	1 • 1-0	1 • 1-0

5+ BLOCKS	20-21	CAREER
Abdul Ado	1 • 1-0	6 • 5-1

5+ STEALS	20-21	CAREER
-----------	-------	--------

## MISSISSIPPI STATE RECORD BY STARTING LINEUP

1. Molinar • Stewart Jr. • Johnson • T. Smith • Ado	6-4
2. Molinar • Stewart Jr. • Matthews • T. Smith • Ado	3-2
3. D. Smith • Stewart Jr. • Matthews • T. Smith • Ado	1-2

GAMES AS LEADING SCORER	20-21	CAREER
D.J. Stewart Jr.	10 • 4-6	11 • 5-6
Iverson Molinar	7 • 5-2	8 • 6-2
Tolu Smith	3 • 1-2	3 • 1-2
Abdul Ado	-	2 • 2-0

• Stewart Jr. and T. Smith each had 12 PTS vs. Clemson • Stewart Jr. and T. Smith 20 PTS vs. Liberty

GAMES AS LEADING REBOUNDER	20-21	CAREER
Abdul Ado	7 • 4-3	29 • 19-10
Tolu Smith	13 • 7-6	13 • 7-6
Javian Davis	2 • 1-1	2 • 1-1
Iverson Molinar	1 • 1-0	1 • 1-0
D.J. Stewart Jr.	-	1 • 0-1

• Ado, Davis and Tolu Smith each had 7 REB vs. Dayton • Ado, Molinar and Tolu Smith each had 8 REB at Vanderbilt • Ado and Tolu Smith each had 7 REB vs. Iowa State.

## LARGEST LEADS • DEFICITS • RUNS

	MSU LEAD	OPP LEAD	LARGEST MSU RUN
vs. Clemson	7	16	7-0 • 2x
vs. Liberty	4	13	7-0
Texas State	23	5	8-0
North Texas	13	-	11-0
Jackson State	30	5	16-0
vs. Dayton	8	6	7-0
Central Arkansas	19	-	8-0
Mississippi Valley State	39	2	11-0
at Georgia [SEC]	20	-	10-0
Kentucky [SEC]	9	8	8-0
No. 13 Missouri [SEC]	15	14	15-0
at Vanderbilt [SEC]	11	7	8-0
Texas A&M [SEC]	13	4	7-0
Florida [SEC]	11	4	12-0
Ole Miss [SEC]	4	20	7-0
at No. 18 Alabama [SEC]	6	11	7-0
at No. 18 Tennessee [SEC]	5	11	8-0
Iowa State	39	3	11-0



## GAME-BY-GAME COMPARISON • MISSISSIPPI STATE/OPPONENT

DATE • OPPONENT	1ST	2ND • OT	SCORE • MARGIN	FGM-FGA	FG PCT	3PT	FT	REB • MARGIN	ASST	TO	BLK	STL	FOULS
11/25 • vs. Clemson	19-26	23-27	53-42 • -11	15-50 • 19-54	30.0 • 35.2	4-13 • 5-25	8-27 • 10-15	42-37 • +5	6/13	19/14	2/2	7/5	20/21
11/26 • vs. Liberty	41-40	32-44	84-73 • -11	27-47 • 28-53	57.4 • 52.8	4-10 • 19-39	15-19 • 9-14	29-19 • +10	17/22	13/7	4/3	3/3	16/17
11/30 • Texas State	26-24	42-27	68-51 • +17	25-58 • 17-53	43.1 • 32.1	9-23 • 4-15	9-12 • 13-18	46-27 • +19	17/7	15/7	7/2	2/6	20/14
12/04 • North Texas	29-20	40-43	69-63 • +6	26-54 • 20-56	48.1 • 35.7	1-10 • 7-23	16-22 • 16-20	38-34 • +4	6/11	10/9	7/0	4/2	21/18
12/08 • Jackson State	34-30	48-29	82-59 • +23	27-61 • 19-52	44.3 • 36.5	8-18 • 10-24	20-33 • 11-14	50-25 • +25	15/12	14/18	4/3	6/6	15/27
12/12 • vs. Dayton	33-25	31-39 • 18-21	85-82 • 2 OT • -3	34-75 • 29-55	45.3 • 52.7	5-17 • 8-22	9-22 • 19-26	33-32 • +1	13/18	14/17	2/4	8/5	21/16
12/16 • Central Arkansas	39-35	42-30	81-65 • +16	29-61 • 24-61	47.5 • 39.3	10-21 • 7-18	13-19 • 10-12	41-33 • +8	11/14	11/11	5/3	4/6	13/16
12/21 • Mississippi Valley State	42-25	45-23	87-48 • +39	33-59 • 17-55	55.9 • 30.9	9-23 • 10-39	12-22 • 4-5	47-24 • +23	19/11	13/16	2/1	9/5	13/19
12/30 • at Georgia [SEC]	41-27	42-46	83-73 • +10	29-66 • 26-65	43.9 • 40.0	12-27 • 9-25	13-18 • 12-18	42-41 • +1	16/16	12/15	7/2	8/4	17/17
01/02 • Kentucky [SEC]	35-30	26-31 • 12-17	78-73 • -5	26-69 • 32-77	37.7 • 41.6	5-15 • 11-21	16-23 • 3-8	48-46 • -2	17/18	16/18	7/10	10/10	14/17
01/05 • No. 13 Missouri [SEC]	27-39	51-24	78-63 • +15	28-54 • 26-58	51.9 • 44.8	3-6 • 5-18	19-21 • 6-6	37-22 • +15	11/15	11/8	5/3	6/6	10/19
01/09 • at Vanderbilt [SEC]	36-35	48-46	84-81 • +3	31-51 • 25-60	60.8 • 41.7	4-7 • 15-33	18-28 • 16-21	34-30 • +4	9/19	12/10	3/2	7/4	19/19
01/13 • Texas A&M [SEC]	33-23	22-33	56-55 • -1	22-51 • 23-53	43.1 • 43.4	5-14 • 3-10	6-10 • 7-9	32-27 • +5	11/8	15/11	6/3	6/7	13/11
01/16 • Florida [SEC]	32-29	40-40	72-69 • +3	29-60 • 25-61	48.3 • 41.0	1-8 • 5-19	13-24 • 14-16	47-26 • +21	14/11	15/11	6/7	6/5	15/17
01/19 • Ole Miss [SEC]	21-29	25-35	64-46 • -16	18-52 • 26-57	34.6 • 45.6	4-14 • 5-18	6-10 • 7-8	37-31 • -6	12/10	12/10	5/5	6/10	9/12
01/23 • at No. 18 Alabama [SEC]	35-40	38-41	81-73 • -8	27-61 • 28-61	44.3 • 45.9	4-14 • 14-34	15-17 • 11-13	36-32 • +4	7/21	16/15	5/6	13/13	12/12
01/26 • at No. 18 Tennessee [SEC]	23-26	30-30	56-53 • -3	17-52 • 20-54	32.7 • 37.0	3-13 • 3-19	16-23 • 13-18	42-30 • +12	7/15	18/11	4/6	9/8	20/18
01/30 • Iowa State	44-28	51-28	95-56 • +39	37-73 • 17-50	50.7 • 34.0	8-19 • 4-24	13-19 • 18-25	41-34 • +7	21/8	10/21	4/3	9/5	17/19

## BREAKDOWN • LINEUP COMBOS • MARGIN OF VICTORY • FG PERCENTAGE • LEADING/TRAILING/TIED AT HALFTIME

### LINEUP COMBINATIONS

GAMES	RECORD	STARTING FIVE (G-G-G-F-F)	GAMES	RECORD	STARTING FIVE (G-G-G-F-F)
1-3	1-2	D. Smith • Stewart Jr. • Matthews • T. Smith • Ado	4-6 • 17-18	3-2	Molinar • Stewart Jr. • Matthews • T. Smith • Ado
7-16	6-4	Molinar • Stewart Jr. • Johnson • T. Smith • Ado			

### WINS • 10

+3 (2x • at VANDY • UF) • +6 (UNT) • +10 (at UGA) • +15 (#13 MIZZOU) • +16 (UCA) • +17 (TXST) • +23 (JSU) • +39 (2x • MVST • ISU) •

### LOSSES • 8

-1 (A&M) • -3 (vs. DAY • at #18 UT) • -5 (UK) • -8 (at #18 BAMA) • -11 (2x • vs. Clem • vs. LIB) • -16 (OM) •

### MISSISSIPPI STATE FROM THE FIELD

30-39% FG: vs. CLEM (30.0) • UK (37.7) • OM (34.6) • at #18 UT (32.7) •

40-49% FG: TXST (43.1) • UNT (48.1) • JSU (44.3) • vs. DAY (45.3) • UCA (47.5) • at UGA (43.9) • A&M (43.1) • UF (48.3) • at #18 BAMA (44.3) •

50-59% FG: vs. LIB (57.4) • MVST (55.9) • #13 MIZZOU (51.9) • ISU (50.7) •

60% + FG: at VANDY (60.8) •

### OPPONENTS FROM THE FIELD

30% - FG:

30-39% FG: vs. CLEM (35.2) • TXST (32.1) • UNT (35.7) • JSU (36.5) • UCA (39.3) • MVST (30.9) • at #18 UT (37.0) • ISU (34.0) •

40-49% FG: at UGA (40.0) • UK (41.6) • #13 MIZZOU (44.8) • at VANDY (41.7) • A&M (43.4) • UF (41.0) • OM (45.6) • at #18 BAMA (45.9) •

50-59% FG: vs. LIB (52.8) • vs. DAY (52.7) •

60% + FG:

### LEADING AT THE BREAK • 13 • 9-4

vs. LIB (+1 • L) • TXST (+2 • W) • UNT (+9 • W) • JSU (+4 • W) • vs. DAY (-3 • L) • UCA (+4 • W) • MVST (+17 • W) • UK (+5 • L) • at VANDY (+1 • W) • A&M (+10 • L) • UF (+3 • W) • ISU (+16 • W) •

### TRAILING AT THE BREAK • 5 • 1-4

vs. CLEM (-7 • L) • #13 MIZZOU (-12 • W) • OM (-8 • L) • at #18 BAMA (-5 • L) • at #18 (-3 • L) •

### TIED AT THE BREAK • 0 • 0-0

## SPECIALITY STATISTICS • MISSISSIPPI STATE-OPPONENT

OPPONENT	POINTS IN THE PAINT	POINTS OFF TURNOVERS	SECOND CHANCE POINTS	FAST BREAK POINTS	BENCH POINTS
11/25 • vs. Clemson	20-16	14-22	12-4	7-4	8-26
11/26 • vs. Liberty	42-18	8-13	8-4	12-0	7-23
11/30 • Texas State	30-18	17-14	15-6	6-12	24-18
12/04 • North Texas	44-22	10-10	12-13	13-1	20-18
12/08 • Jackson State	32-12	19-19	17-0	12-10	25-16
12/12 • vs. Dayton	46-34	18-20	13-2	14-13	10-5
12/16 • Central Arkansas	32-32	11-16	19-8	15-15	19-30
12/21 • Mississippi Valley State	38-6	19-3	17-2	28-7	27-3
12/30 • at Georgia [SEC]	26-30	22-9	13-5	13-9	17-21
01/02 • Kentucky [SEC]	24-30	19-17	10-18	11-11	11-33
01/05 • No. 13 Missouri [SEC]	36-38	19-15	17-4	9-14	10-11
01/09 • at Vanderbilt [SEC]	42-18	13-16	8-0	10-5	8-24
01/13 • Texas A&M [SEC]	26-36	12-19	16-9	7-8	12-24
01/16 • Florida [SEC]	52-30	10-11	18-4	11-11	7-7
01/19 • Ole Miss [SEC]	22-30	4-11	4-13	3-9	4-13
01/23 • at No. 18 Alabama [SEC]	38-26	18-18	8-7	8-16	13-13
01/26 • at No. 18 Tennessee [SEC]	18-32	15-23	10-9	5-4	11-18
01/30 • Iowa State	48-14	34-8	20-5	27-10	40-16
<b>TOTALS</b>	<b>616-442</b>	<b>282-264</b>	<b>237-113</b>	<b>211-159</b>	<b>273-319</b>

## SCORING BREAKDOWN • PERCENTAGE IN PARENTHESES

OPPONENT	BACK COURT	FRONT COURT	STARTERS	BENCH
11/25 • vs. Clemson	19 • 45.2	23 • 54.8	34 • 81.0	8 • 19.0
11/26 • vs. Liberty	37 • 50.7	36 • 49.3	66 • 90.4	7 • 9.6
11/30 • Texas State	33 • 48.5	35 • 51.5	44 • 64.7	24 • 35.3
12/04 • North Texas	45 • 65.2	24 • 34.8	49 • 71.0	20 • 29.0
12/08 • Jackson State	40 • 48.8	42 • 51.2	57 • 68.5	25 • 30.5
12/12 • vs. Dayton	54 • 65.9	28 • 34.1	72 • 87.8	10 • 12.2
12/16 • Central Arkansas	49 • 60.5	32 • 39.5	62 • 76.5	19 • 23.5
12/21 • Mississippi Valley State	54 • 62.1	33 • 37.9	60 • 69.0	27 • 31.0
12/30 • at Georgia [SEC]	67 • 80.7	16 • 19.3	66 • 79.5	17 • 20.5
01/02 • Kentucky [SEC]	52 • 71.2	21 • 28.8	62 • 84.9	11 • 15.1
01/05 • No. 13 Missouri [SEC]	53 • 67.9	25 • 32.1	68 • 87.2	10 • 12.8
01/09 • at Vanderbilt	54 • 64.3	30 • 35.7	76 • 90.5	8 • 8.5
01/13 • Texas A&M [SEC]	33 • 60.0	22 • 40.0	43 • 78.2	12 • 21.8
01/16 • Florida [SEC]	32 • 44.4	40 • 55.6	65 • 90.3	7 • 9.7
01/19 • Ole Miss [SEC]	30 • 65.2	16 • 34.8	42 • 91.3	4 • 8.7
01/23 • at No. 18 Alabama [SEC]	51 • 69.9	22 • 30.1	60 • 82.2	13 • 17.8
01/26 • at No. 18 Tennessee [SEC]	33 • 62.3	20 • 37.7	42 • 79.2	11 • 20.8
01/30 • Iowa State	59 • 62.1	36 • 37.9	55 • 57.9	40 • 42.1
<b>TOTALS</b>	<b>797 • 61.5</b>	<b>499 • 38.5</b>	<b>1023 • 78.9</b>	<b>273 • 21.1</b>

# SERIES HISTORY - MISSISSIPPI STATE VS. ARKANSAS

OVERALL: UA • 33-31  
LAST 10: MSU • 6-4

H: MSU • 22-7 • A: UA • 21-8 • N: UA • 5-1  
H: MSU • 3-2 • A: MSU • 3-2 • N: 0-0

## GAME-BY-GAME SINCE 1999-2000

OVERALL: MSU • 22-16

H: MSU • 15-3 • A: UA • 12-7 • N: UA • 1-0

SEASON • DATE	SCORE	LOCATION
1999-2000 • 01/22/2000	L • 83-73	Fayetteville
1999-2000 • 02/12/2000	L • 87-81	Starkville
2000-01 • 01/06/2001	W • 87-73	Starkville
2000-01 • 02/03/2001	L • 83-72	Fayetteville
2001-02 • 01/08/2002	L • 75-64	Fayetteville
2001-02 • 02/27/2002	W • 89-83	Starkville
2002-03 • 02/08/2003	W • 84-54	Starkville
2002-03 • 03/01/2003	L • 53-51	Fayetteville
2003-04 • 01/10/2004	W • 80-62	Starkville
2003-04 • 02/14/2004	W • 77-70	Fayetteville
2004-05 • 01/15/2005	W • 80-55	Starkville
2004-05 • 03/01/2005	W • 57-55	Fayetteville
2005-06 • 01/07/2006	W • 69-67	Starkville
2005-06 • 03/01/2006	L • 80-70	Fayetteville
2006-07 • 02/14/2007	W • 84-60	Starkville
2006-07 • 02/28/2007	L • 67-58	Fayetteville
2006-07 • 03/10/2007	L • 81-72	Atlanta, GA
2007-08 • 01/30/2008	L • 78-58	Fayetteville
2007-08 • 02/16/2008	W • 80-74	Starkville
2008-09 • 01/10/2009	W • 70-56	Fayetteville
2008-09 • 02/07/2009	W • 86-77	Starkville
2009-10 • 01/14/2010	W • 82-80	Starkville
2009-10 • 01/28/2010	L • 67-62	Fayetteville
2010-11 • 02/09/2011	W • 67-56	Starkville
2010-11 • 03/02/2011	W • 88-78	Fayetteville
2011-12 • 01/07/2012	L • 98-88	Fayetteville
2011-12 • 03/03/2012	W • 79-59	Starkville
2012-13 • 01/23/2013	L • 96-70	Fayetteville
2013-14 • 02/22/2014	L • 73-59	Starkville
2014-15 • 02/07/2015	L • 61-41	Fayetteville
2014-15 • 02/21/2015	L • 65-61	Starkville

## UNDER BEN HOWLAND

OVERALL: MSU • 6-1

H: MSU • 3-0 • A: MSU • 3-1 • N: 0-0

DATE	SCORE	LOCATION
2015-16 • 01/09/2016	L • 82-68	Fayetteville
2015-16 • 02/09/2016	W • 78-46	Starkville
2016-17 • 01/10/2017	W • 84-78	Fayetteville
2017-18 • 01/02/2018	W • 78-75	Starkville
2018-19 • 02/16/2019	W • 77-67	Fayetteville
2019-20 • 01/22/2020	W • 77-70	Starkville
2019-20 • 02/15/2020	W • 78-77	Fayetteville
2020-21 • 02/02/2021		Fayetteville

## SERIES HISTORY DISCREPANCIES

• None

## INSIDE THE ARKANSAS SERIES

Last MSU win • 78-77 • 02/15/2020

Last UA win • 82-68 • 01/09/2016

Current streak • MSU • 6

Longest MSU streak • 6 • 02/09/2016-02/15/2020

Longest UA streak • 7 • 01/07/1998-02/12/2000

Most MSU points • 93 • 02/23/1997

Most UA points • 115 • 02/20/1993

Largest MSU win • +40 • 79-39 • 12/15/1951

Largest UA win • +57 • 115-58 • 02/20/1993

## AT STARKVILLE • MSU LEADS 22-7

Last MSU win • 77-70 • 01/22/2020

Last UA win • 65-61 • 02/21/2015

Current streak • MSU • 3

Longest MSU streak • 12 • 01/06/2001-03/03/2012

Longest UA streak • 3 • 01/31/1998-02/12/2000

Most MSU points • 93 • 02/23/1997

Most UA points • 87 • 02/12/2000

Largest MSU win • +40 • 79-39 • 12/15/1951

Largest UA win • +8 • 84-76 • 02/29/1992

## AT FAYETTEVILLE • ARK LEADS 21-8

Last MSU win • 78-77 • 02/15/2020

Last UA win • 82-68 • 01/09/2016

Current streak • MSU • 3

Longest MSU streak • 3 • 01/10/2017-02/15/2020

Longest UA streak • 12 • 01/15/1992-03/01/2003

Most MSU points • 88 • 01/07/2012 • 03/02/2011

Most UA points • 115 • 02/20/1993

Largest MSU win • +14 • 70-56 • 01/10/2009

Largest UA win • +57 • 115-58 • 02/20/1993

## MSU POINTS

RANK	PTS	SCORE	DATE • LOCATION
1	93	93-77	02/23/1997 • Starkville
2	89	89-83	02/27/2002 • Starkville
3	88	98-88	01/07/2012 • Fayetteville
	88	88-78	03/02/2011 • Starkville
5	87	87-73	01/06/2001 • Starkville

## ARKANSAS POINTS

RANK	PTS	SCORE	DATE • LOCATION
1	115	115-58	02/20/1993 • Fayetteville
2	102	102-71	12/13/1952 • Fayetteville
3	99	99-78	01/15/1992 • Fayetteville
4	98	98-88	01/07/2012 • Fayetteville
	98	98-64	01/21/1997 • Fayetteville

## MARGIN OF VICTORY

RANK	PTS	SCORE	DATE • LOCATION
1	40	79-39	12/15/1951 • Starkville
2	32	78-46	02/09/2016 • Starkville
3	30	84-54	02/08/2003 • Starkville
4	25	80-55	01/15/2005 • Starkville
5	24	84-60	02/14/2007 • Starkville

## MARGIN OF DEFEAT

RANK	PTS	SCORE	DATE • LOCATION
1	57	115-58	02/20/1993 • Fayetteville
2	34	98-67	01/21/1997 • Fayetteville
3	33	94-61	11/28/1977 • Little Rock
4	31	102-71	12/13/1952 • Fayetteville
5	26	96-70	01/23/2013 • Fayetteville



• Reggie Perry equaled his career-best with 26 points and hauled down 13 rebounds to collect his fourth consecutive double-double as Mississippi State rattled off its third straight SEC victory with a 77-70 hard-fought victory over Arkansas.

• Once again, the Bulldogs (12-6, 3-3 SEC) rode a balanced offensive attack and have had four players secure double figures in back-to-back outings.

• Mississippi State has won 15 of its last 17 games over the Razorbacks (14-4, 3-3 SEC) inside the Hump dating back to the 2000-01 season. The Bulldogs also have won five consecutive games in the series matching the program's longest winning streak over Arkansas.

• Perry ripped off his SEC-leading 11th double-double of the season and brought his career total to 20 which is tops among SEC players. The last Mississippi State player to amass 20 double-doubles during their freshman and sophomore seasons was Erick Dampier in 1993-94 and 1994-95.

• Perry also distributed three assists and added two blocks. The reigning SEC Player of the Week made his first eight attempts and posted a 14-for-15 clip from the charity stripe.

• D.J. Stewart Jr. pumped home 11 of his SEC career-high 14 points during the second half highlighted by a slam dunk and a steal which resulted in another jam during the final three minutes.

• Nick Weatherspoon and Tyson Carter chipped in double figures for the Bulldogs. Weatherspoon filled the box score with 11 points, six rebounds and six assists versus zero turnovers, while Carter came away with 10 points, four rebounds and two assists.

• Iverson Molinar turned in eight points on an efficient 3-of-5 shooting. His performance was headed by a pair of treys which included one at the 11:00 mark in the second half to extend State's lead to seven points.

• Robert Woodard II and Abdul Ado rounded out the scoring for MSU. Woodard II worked his way around early foul trouble to garner six points and seven rebounds whereas Ado grabbed five boards and two points.

• For the contest, MSU hit 22-of-57 shots from the field (38.6 percent), 6-of-19 shots from three-point range (31.6 percent) and 27-of-31 shots from the foul line (87.1 percent).

• Mississippi State had 12 assists and nine turnovers, while the Razorbacks had 12 assists and seven turnovers. The nine turnovers for State were its second-lowest total on the season.

• The Bulldogs compiled a 41-31 rebounding advantage and have won the battle of the boards by double digits in four consecutive games. Arkansas registered a 46-24 advantage in paint points.

• The Razorbacks shot 30-of-63 overall (47.6 percent), 4-of-20 on three-pointers (20.0 percent) and 6-of-11 at the charity stripe (54.5 percent). Mason Jones and Jimmy Whitt Jr. paced the Arkansas attack with 20 points apiece. Jones also tallied seven rebounds and four assists.

### FROM THE BENCH WITH COACH HOWLAND

"That was a great win over a really good team. They're so difficult to matchup with, the way that those guards all play so unselfishly well together for them. I thought it was our best win of the year, obviously, against the highest ranking NET

team that we've went against. That's really positive. I thought that the key to the game was taking care of the basketball for us tonight. Looking at stats, we had nine turnovers against a team that forces 17.5 on the season and is fifth or sixth in the country in doing that."

"He's [Reggie Perry] playing great. He's really playing phenomenal basketball at both ends. He had two big blocks tonight, three assists and another double-double. His teammates are doing a great job getting him the ball. Our percentage of times we score or get fouled when he gets the ball is really high. I mean not just with him, he does a great job of passing too. We have to keep getting the ball down there, there's just no question about it."

"D.J. [Stewart Jr.] is just such a wonderful young man . . . He is just a great teammate, very unselfish. I was so happy for him when he made that dunk. I thought that was such an incredibly athletic play. I was like, 'Wow.' I think Reggie [Perry] did a good job slowing down and slowing the pass down. I can't wait to watch it on the film."

### MOMENTS THAT MATTERED

• Nick Weatherspoon canned a triple to open the contest as Mississippi State raced out to a 9-3 edge during the first 4:17 off the clock. Reggie Perry capped the run with consecutive jumpers.

• Arkansas used a 13-2 flurry fueled by five points from Jeantal Cylla over the next 5:19 to grab a 16-11 lead midway through the first half.

• State canned a pair of treys courtesy of D.J. Stewart Jr. and Tyson Carter to regain a one-point advantage, 17-16, with 8:45 remaining.

• The two teams played within three points of each other as the lead changed three times over the next 1:51. A slam by Perry off an offensive rebound ignited a 9-0 spurt to enable the Bulldogs to go ahead by six points, 28-22, with 1:11 to go.

• Mississippi State carried a 30-26 ledger in its favor into the locker room. Perry led the way with 12 points and hit on all six of his attempts from the charity stripe.

• Arkansas pulled within a single possession on three occasions during the second half, the latest at 51-48 with 8:30 left.

• The Bulldogs mounted 12 of the next 16 points ignited by a Carter three-ball to push the Bulldogs advantage to 56-48 at the 7:39 mark.

• Stewart Jr. drove to the cup with an ankle-breaking move and finished with a late shot clock layup to make it 62-52 with 4:01 remaining.

• Mississippi State staved off the Arkansas halfcourt trap with a pair of fastbreak dunks from Robert Woodard II and and Stewart Jr. to keep the Razorbacks at arms distance.

• Arkansas put together one final charge and pulled within 67-62 at the 1:12 mark. The Bulldogs were a flawless 10-for-10 down the stretch at the foul line to close out the seven-point win.

Official Basketball Box Score - Final														Game Time: 6:01 PM	
Arkansas vs Mississippi St.														Game Duration: 2:00	
01/22/20 Humphrey Coliseum, Starkville, MS															
Arkansas - 70 • 14-4 (3-3)															
##	Player		Total FG-FGA	3-Ptr FG-FGA	FT-FTA	Rebounds			PF	TP	A	TO	Blk	Stl	Min
						Off	Def	Tot							
2	Adrio Bailey	F	3-5	0-1	0-2	1	3	4	4	6	0	1	1	0	19:45
1	Isaiah Joe	G	2-13	1-8	0-0	0	7	7	4	5	3	3	0	1	35:52
3	Desi Sills	G	1-4	0-2	0-0	0	1	1	2	2	2	0	0	0	18:44
15	Mason Jones	G	7-16	2-7	4-4	1	6	7	3	20	4	3	0	1	29:43
33	Jimmy Whitt Jr.	G	9-15	0-0	2-5	1	3	4	2	20	0	0	1	1	38:49
5	Jalen Harris		2-3	0-1	0-0	0	0	0	4	4	2	0	1	1	22:46
35	Reggie Chaney		4-5	0-0	0-0	2	0	2	2	8	0	0	1	1	17:39
0	Jeantal Cylla		2-2	1-1	0-0	0	2	2	2	5	1	0	0	0	16:42
Team						2	2	4							
Totals			30-63	4-20	6-11	7	24	31	23	70	12	7	4	5	200:00
FG %			1st: 12-28 42.9%	2nd: 18-35 51.4%	Game: 30-63 47.6%	DeadBall Rebounds 1, 2									
3PT %			1st: 2-10 20.0%	2nd: 2-10 20.0%	Game: 4-20 20.0%										
FT %			1st: 0-1 0.0%	2nd: 6-10 60.0%	Game: 6-11 54.5%										
Mississippi St. - 77 • 12-6 (3-3)															
##	Player		Total FG-FGA	3-Ptr FG-FGA	FT-FTA	Rebounds			PF	TP	A	TO	Blk	Stl	Min
						Off	Def	Tot							
1	Reggie Perry	F	6-13	0-1	14-15	4	9	13	4	26	3	2	2	0	33:05
24	Abdul Ado	F	1-2	0-0	0-0	3	2	5	1	2	0	2	0	0	22:54
0	Nick Weatherspoon	G	2-7	1-2	6-7	1	5	6	2	11	6	0	0	1	33:26
3	D.J. Stewart Jr.	G	4-11	1-5	5-6	0	4	4	2	14	0	2	2	1	35:02
12	Robert Woodard II	G	3-7	0-2	0-1	1	6	7	3	6	1	1	0	1	31:42
23	Tyson Carter		3-12	2-6	2-2	0	4	4	1	10	2	0	0	1	31:13
5	Iverson Molinar		3-5	2-3	0-0	0	0	0	2	8	0	1	0	0	12:38
Team						2	0	2							
Totals			22-57	6-19	27-31	11	30	41	15	77	12	9	4	4	200:00
FG %			1st: 10-33 30.3%	2nd: 12-24 50.0%	Game: 22-57 38.6%	DeadBall Rebounds 2, 0									
3PT %			1st: 4-11 36.4%	2nd: 2-8 25.0%	Game: 6-19 31.6%										
FT %			1st: 6-7 85.7%	2nd: 21-24 87.5%	Game: 27-31 87.1%										
Officials: Doug Shows, Pat Adams, Olandis Poole															
Technical fouls: Arkansas - NONE Mississippi St. - NONE															
Attendance: 6337															
Score by periods			1st	2nd	Total										
Arkansas			26	44	70										
Mississippi St.			30	47	77										
						In	Off	2nd	Fast						
						Points	Paint	T/O	Chance	Break	Bench				
						ARK	46	9	8	17	17				
						MST	24	10	11	15	18				
Last FG- ARK 2nd 0:06, MST 2nd 0:12.															
Largest lead- ARK by 5 1st - 9:37, MST by 11 2nd - 3:29															
ARK led for 5:02, MST led for 32:00, Game was tied for 02:58															
Score tied - 3 times, Lead changed - 6 times.															

• One of Mississippi State's calling cards all season has been its offensive rebounding prowess, and Abdul Ado delivered a game-winning tipin with 0.6 seconds left to vault the Bulldogs to a key 78-77 NCAA NET Quad 1 road victory over Arkansas in-front of a sold-out Bud Walton Arena.

• Mississippi State (16-9, 7-5 SEC) captured its first two-game regular season sweep over the Razorbacks (16-9, 4-8 SEC) since the 2010-11 season. It also marked the Bulldogs program-best sixth consecutive victory over Arkansas under fifth-year coach Ben Howland.

• Tyson Carter pumped in 17 of his SEC career-high 26 points during the second half. It marked his highest scoring output going back to a season's best 28 points against Sam Houston State on 11/08.

• Carter knocked down 8-of-14 from the floor and hit on 8-of-10 at the free throw line. The 26-point effort allowed Carter to move past Erick Dampier (1994-95-96) and Jerry Graves (1959-60-61) and into a tie with Jack Bouldin (1970-71-72) for 22nd place on MSU's all-time list.

• Reggie Perry tacked on 17 points and eight rebounds followed by 10 points apiece for D.J. Stewart Jr. and Nick Weatherspoon, respectively.

• Iverson Molinar chipped in eight points, all during the first half, on a flawless 4-of-4 shooting. The Carter-Molinar combo paced Mississippi State to a 34-2 edge in bench points.

• Ado's winning basket was his lone bucket of the contest. He also compiled seven rebounds and two blocks.

• Robert Woodard II secured five points, five rebounds and two blocks to round out the scoring for the Bulldogs.

• For the contest, MSU connected on 30-of-51 from the field (58.8 percent), 3-of-7 on its three-pointers (42.9 percent) and 15-of-22 at the free throw line (68.2 percent). The Bulldogs ripped off a season-high 26 fastbreak points and grinded their way to a 36-28 advantage in paint points.

• Arkansas was 24-of-52 shooting (46.2 percent), 6-of-16 from three-point territory (37.5 percent) and an efficient 23-of-26 on free throws (88.5 percent).

• Mason Jones fueled the Razorbacks and poured in 38 points en route to his fourth 30-point effort in his last six appearances. He drew 13 fouls and lived at the line going 18-for-21 on free throws. Desi Sills and Adrio Bailey notched 13 and 10 points, respectively, for Arkansas.

### FROM THE BENCH WITH COACH HOWLAND

"I'm just so proud of our guys. The way they played here today, to build a 17-point lead (56-39), to have it dissipated to minus-three (75-72) with a 1:45 to go and to find a way to get the win. I thought we came out in the first half and really played well. Iverson Molinar gave us a huge lift today. I used our players off the bench a lot more. You look at him and Tyson [Carter], that's 34 points right there between the two of them. Just an incredible performance."

"I thought he [Abdul Ado] was really important for us the whole game. The last game we played [at Ole Miss], when he's in there, it's even. When he's out, we're minus 25. He anchors our defense. I just love Abdul. I'm so happy for him to be the hero and to put the last shot in. I'm proud of him. He's such a wonderful kid and just a really good person."

"The steal [by Carter] that put us up one and to have him come down and score. Again, I'm just so proud of our guys. Proud of their fight, their toughness and the mental toughness to hang in there at a very difficult place to play against a very good team that's really well-coached with one of the best players in all of college basketball. I mean [Mason] Jones is absolutely incredible. I just love the story to make his body from 250 [pounds] to what it is now. All that effort and work that he's put into his game, and his understanding and feel is incredible."

### MOMENTS THAT MATTERED

• All square at 32-32 with 1:18 left during the first half, Mississippi State ripped off eight consecutive points to go ahead 40-32 at the break.

• Tyson Carter bookended the eight-point run with an old school three-point play off a driving layup and canned a right wing transition triple to beat the buzzer.

• Mississippi State immediately went up by double digits, 42-32, on a D.J. Stewart Jr. runner late shot clock. The Bulldogs stretched it to a 15-point spread, 51-36, at the 15:56 mark. Again, it was Stewart Jr. who added the spark with a transition and-one layup and a right wing triple.

• Mississippi State took its largest advantage of 17 points at 56-39 after another Carter traditional three-point play with 14:37 to go. The Razorbacks fired back with nine straight points to draw back to single digits, 56-48, with 13:16 left.

• The Bulldogs withstood some initial Arkansas rallies, but the Razorbacks kept charging. Mason Jones and Desi Sills combined for a 15-3 spurt over a 3:38 stretch to take a 69-60 deficit into a 75-72 lead. It was a Sills left corner trey from Jones with 1:45 on the clock that placed Arkansas ahead.

• Mississippi State kept its composure courtesy of two Carter free throws coupled with a Carter steal and dunk to go back up 76-75 with 1:11 to go.

• After two Jones foul shots put the score back in-favor of the Razorbacks at 77-76 with 59.7 seconds left, the Bulldogs had one final opportunity after the two teams exchanged defensive stops.

• With under five seconds, Carter drove to the cup. His floater hit off the rim and backboard to Ado, who got the friendly bounce for the game-winning tipin and his lone bucket of the contest.

• After Arkansas scored the game's opening five points, the Bulldogs settled in behind Reggie Perry who fired in seven of the team's first nine points. A traditional three-point play brought Mississippi State within 10-9 at the 16:00 mark.

• Trailing 14-11 with 14:43 remaining, Iverson Molinar provided a 6-0 flurry on his own with a pair of floaters and a coast-to-coast transition layup as the Bulldogs took their first lead, 17-14, with 12:19 to go.

• Mississippi State stretched its advantage to 27-22 with 6:05 remaining after a D.J. Stewart Jr. fastbreak dunk courtesy of a nice bounce pass from Molinar. The two teams exchanged a trio of 5-0 runs which knotted the score at 32-32 inside the half's last two minutes.

Official Basketball Box Score - Final													Game Time: 12:01 PM
Mississippi St. vs Arkansas													Game Duration: 2:04
02/15/20 Bud Walton Arena, Fayetteville, Ark.													
Mississippi St. - 78 • 16-9 (7-5)													
##	Player		Total FG-FGA	3-Ptr FG-FGA	FT-FTA	Rebounds Off Def Tot	PF	TP	A	TO	Blk	Stl	Min
1	Reggie Perry	F	6-9	0-0	5-7	1 7 8	4	17	1	5	0	0	36:20
24	Abdul Ado	F	1-2	0-0	0-0	3 4 7	3	2	0	0	2	0	24:08
0	Nick Weatherspoon	G	5-9	0-0	0-0	0 0 0	4	10	3	5	2	1	21:49
3	D.J. Stewart Jr.	G	4-5	1-1	1-1	0 3 3	4	10	0	1	0	2	37:15
12	Robert Woodard II	G	2-7	0-1	1-4	0 5 5	2	5	2	1	2	1	35:13
23	Tyson Carter		8-14	2-4	8-10	0 1 1	3	26	2	4	0	1	29:29
22	KeyShawn Feazell		0-1	0-1	0-0	0 1 1	1	0	0	0	0	0	05:18
5	Iverson Molinar		4-4	0-0	0-0	0 1 1	2	8	1	0	0	0	10:28
Team						0 2 2				0			
<b>Totals</b>			30-51	3-7	15-22	4 24 28	23	78	9	16	6	5	200:00
FG %		1st: 18-29	62.1%	2nd: 12-22	54.5%	Game: 30-51	58.8%	DeadBall					
3PT %		1st: 1-2	50.0%	2nd: 2-5	40.0%	Game: 3-7	42.9%	Rebounds					
FT %		1st: 3-5	60.0%	2nd: 12-17	70.6%	Game: 15-22	68.2%	5, 0					
Arkansas - 77 • 16-9 (4-8)													
##	Player		Total FG-FGA	3-Ptr FG-FGA	FT-FTA	Rebounds Off Def Tot	PF	TP	A	TO	Blk	Stl	Min
2	Adrio Bailey	F	4-8	2-3	0-0	2 2 4	3	10	1	4	1	1	28:00
35	Reggie Chaney	F	1-3	0-0	2-2	2 0 2	2	4	0	2	0	1	18:02
3	Desi Sills	G	5-10	2-4	3-3	1 2 3	1	15	2	2	0	1	36:14
15	Mason Jones	G	9-17	2-7	18-21	0 6 6	4	38	2	2	0	1	34:44
33	Jimmy Whitt Jr.	G	4-8	0-0	0-0	0 6 6	1	8	3	2	0	0	39:52
0	Jeantal Cylla		0-1	0-0	0-0	0 1 1	3	0	0	0	0	0	06:18
5	Jalen Harris		0-2	0-2	0-0	0 1 1	3	0	2	1	0	0	26:12
24	Ethan Henderson		1-3	0-0	0-0	2 1 3	1	2	0	0	0	0	09:20
14	Jamarlo Bell		0-0	0-0	0-0	0 0 0	0	0	0	0	0	0	01:18
Team						0 0 0				0			
<b>Totals</b>			24-52	6-16	23-26	7 19 26	18	77	10	13	1	4	200:00
FG %		1st: 11-27	40.7%	2nd: 13-25	52.0%	Game: 24-52	46.2%	DeadBall					
3PT %		1st: 3-8	37.5%	2nd: 3-8	37.5%	Game: 6-16	37.5%	Rebounds					
FT %		1st: 7-7	100.0%	2nd: 16-19	84.2%	Game: 23-26	88.5%	0, 0					
Officials: Mike Nance, Jason Baker, Brian Shey													
Technical fouls: Mississippi St. - NONE Arkansas - NONE													
Attendance: 19200													
Score by periods				1st	2nd	Total							
Mississippi St.				40	38	78	In	Off	2nd	Fast			
Arkansas				32	45	77	Points	Paint	T/O	Chance	Break	Bench	
							MSU	36	13	12	26	34	
							ARK	28	18	7	15	2	
Last FG - MSU 2nd-0:01, ARK 2nd - 0:59.													
Largest lead - MSU by 17 2nd - 14:37, ARK by 5 1st - 18:45													
MSU led for 28:37, ARK led for 8:58, Game was tied for 02:25													
Score tied - 5 times, Lead changed - 7 times.													



## 2020-21 Mississippi St. Men's Basketball Combined Team Statistics All games

Page 1/1  
as of Jan 31, 2021

### Game Records

Record	Overall	Home	Away	Neutral
ALL GAMES	10-8	8-3	2-2	0-3
CONFERENCE	4-5	2-3	2-2	0-0
NON-CONFERENCE	6-3	6-0	0-0	0-3

### Score by Periods

Team	1st	2nd	OT	TOT
Mississippi St.	590	676	30	1296
Opponents	531	616	38	1185

### Team Box Score

Team Box Score		Team Statistics																				
No.	Player				Total		3-Point		F-Throw		Rebounds											
		GP-GS	MIN	AVG	FG-FGA	FG%	3FG-FGA	3FG%	FT-FTA	FT%	OFF	DEF	TOT	AVG	PF	DQ	A	TO	BLK	STL	PTS	AVG
1	MOLINAR, Iverson	15-15	488:13	32.5	99-207	.478	23-45	.511	43-53	.811	5	57	62	4.1	27	0	43	36	2	19	264	17.6
3	STEWART JR., D.J.	18-18	626:60	34.8	116-272	.426	28-76	.368	56-74	.757	11	49	60	3.3	28	0	45	48	3	21	316	17.6
35	SMITH, Tolu	18-18	553:31	30.8	87-151	.576	0-0	.000	58-92	.630	66	88	154	8.6	50	2	19	36	17	9	232	12.9
0	JOHNSON, Jalen	18-10	350:10	19.5	34-87	.391	23-59	.390	21-28	.750	6	31	37	2.1	15	0	9	11	4	7	112	6.2
24	ADO, Abdul	18-18	502:34	27.9	38-72	.528	0-0	.000	22-32	.688	46	74	120	6.7	46	2	13	28	34	15	98	5.4
5	SMITH, Deivon	18-3	371:16	20.6	30-93	.323	7-30	.233	14-19	.737	6	53	59	3.3	28	0	53	29	3	16	81	4.5
2	DAVIS, Javian	14-0	224:60	16.1	17-46	.370	2-14	.143	15-39	.385	27	41	68	4.9	32	1	9	14	5	7	51	3.6
32	POST, Quinten	16-0	136:45	8.5	22-46	.478	7-20	.350	2-6	.333	15	23	38	2.4	21	0	4	11	8	4	53	3.3
21	RUMPH, Justin	1-0	01:19	1.3	1-1	1.000	1-1	1.000	0-0	.000	0	1	1	1.0	0	0	0	0	0	0	3	3.0
4	MATTHEWS, Cameron	18-8	359:25	20.0	21-48	.438	4-16	.250	6-24	.250	23	27	50	2.8	32	1	25	18	7	20	52	2.9
20	FOUNTAIN, Derek	4-0	13:01	3.3	4-5	.800	1-2	.500	0-0	.000	1	2	3	0.8	0	0	0	0	0	0	9	2.3
55	MONTGOMERY, Keondre	5-0	19:48	4.0	4-13	.308	1-4	.250	0-0	.000	1	1	2	0.4	1	0	3	1	0	0	9	1.8
11	GARCIA, Andersson	7-0	27:21	3.9	5-9	.556	2-3	.667	0-2	.000	3	3	6	0.9	2	0	3	3	1	3	12	1.7
30	JUNKIN, Andrew	3-0	10:15	3.4	2-2	1.000	0-0	.000	0-0	.000	0	0	0	0.0	2	0	0	1	1	0	4	1.3
25	STANSBURY, Isaac	2-0	03:20	1.7	0-0	.000	0-0	.000	0-0	.000	0	0	0	0.0	0	0	1	1	0	2	0	0.0
33	MORRIS, Reggie	4-0	11:02	2.8	0-2	.000	0-2	.000	0-0	.000	0	1	1	0.3	1	0	1	1	0	0	0	0.0
Team											29	24	53					8				
Total		18	3700		480-1054	.455	99-272	.364	237-369	.642	239	475	714	39.7	285	6	228	246	85	123	1296	72.0
Opponents		18	3700		421-1035	.407	144-426	.338	199-266	.748	163	395	558	31.0	307	9	249	229	65	110	1185	65.8

### Team Statistics

	MSU	OPP
<b>Scoring</b>	<b>1296</b>	<b>1185</b>
Points per game	72.0	65.8
Scoring margin	+6.2	-
<b>Field goals-att</b>	<b>480-1054</b>	<b>421-1035</b>
Field goal pct	.455	.407
<b>3 point fg-att</b>	<b>99-272</b>	<b>144-426</b>
3-point FG pct	.364	.338
3-pt FG made per game	5.5	8.0
<b>Free throws-att</b>	<b>237-369</b>	<b>199-266</b>
Free throw pct	.642	.748
F-Throws made per game	13.2	11.1
<b>Rebounds</b>	<b>714</b>	<b>558</b>
Rebounds per game	39.7	31.0
Rebounding margin	+8.7	-
<b>Assists</b>	<b>228</b>	<b>249</b>
Assists per game	12.7	13.8
<b>Turnovers</b>	<b>246</b>	<b>229</b>
Turnovers per game	13.7	12.7
Turnover margin	-0.9	-
Assist/turnover ratio	0.9	1.1
<b>Steals</b>	<b>123</b>	<b>110</b>
Steals per game	6.8	6.1
<b>Blocks</b>	<b>85</b>	<b>65</b>
Blocks per game	4.7	3.6
<b>Winning streak</b>	<b>1</b>	<b>-</b>
Home win streak	1	-
<b>Attendance</b>	<b>13430</b>	<b>7985</b>
Home games-Avg/Game	11-1221	4-1996
Neutral site-Avg/Game	-	3-0

### Team Results

Date	Opponent		Score	Att.
11/25/2020	vs Clemson	L	42-53	0
11/26/2020	vs Liberty	L	73-84	0
11/30/2020	Texas St.	W	68-51	1664
12/04/2020	North Texas	W	69-63	1877
12/08/2020	Jackson St.	W	82-59	1889
12/12/2020	vs Dayton	Lot2	82-85	0
12/16/2020	Central Ark.	W	81-65	1000
12/21/2020	Mississippi Val.	W	87-48	1000
12/30/2020	at Georgia	W	83-73	1638
01/02/2021	Kentucky	Lot2	73-78	1000
01/05/2021	Missouri	W	78-63	1000
01/09/2021	at Vanderbilt	W	84-81	101
01/13/2021	Texas A&M	L	55-56	1000
01/16/2021	Florida	W	72-69	1000
01/19/2021	Ole Miss	L	46-64	1000
01/23/2021	at Alabama	L	73-81	2055
01/26/2021	at Tennessee	L	53-56	4191
01/30/2021	Iowa St.	W	95-56	1000





## 2020-21 Mississippi St. Men's Basketball Combined Team Statistics In Conference games

Page 1/1  
as of Jan 27, 2021

### Game Records

Record	Overall	Home	Away	Neutral
ALL GAMES	4-5	2-3	2-2	0-0
CONFERENCE	4-5	2-3	2-2	0-0
NON-CONFERENCE	0-0	0-0	0-0	0-0

### Score by Periods

Team	1st	2nd	OT	TOT
Mississippi St.	283	322	12	617
Opponents	278	326	17	621

### Team Box Score

No. Player					Total		3-Point		F-Throw		Rebounds											
		GP-GS	MIN	AVG	FG-FGA	FG%	3FG-FGA	3FG%	FT-FTA	FT%	OFF	DEF	TOT	AVG	PF	DQ	A	TO	BLK	STL	PTS	AVG
1	MOLINAR, Iverson	9-9	307:26	34.2	57-127	.449	11-21	.524	31-36	.861	1	37	38	4.2	16	0	23	26	0	11	156	17.3
3	STEWART JR., D.J.	9-9	326:11	36.2	55-140	.393	9-38	.237	34-40	.850	5	26	31	3.4	15	0	23	25	3	14	153	17.0
35	SMITH, Tolu	9-9	291:40	32.4	40-72	.556	0-0	.000	25-38	.658	30	46	76	8.4	25	1	11	22	10	7	105	11.7
24	ADO, Abdul	9-9	296:39	33.0	21-39	.538	0-0	.000	13-19	.684	25	39	64	7.1	18	0	7	11	22	10	55	6.1
0	JOHNSON, Jalen	9-8	185:40	20.6	15-41	.366	12-30	.400	9-14	.643	4	13	17	1.9	8	0	5	6	2	6	51	5.7
5	SMITH, Deivon	9-0	174:58	19.4	17-49	.347	5-13	.385	6-9	.667	3	22	25	2.8	18	0	24	12	1	9	45	5.0
4	MATTHEWS, Cameron	9-1	148:57	16.6	11-25	.440	1-8	.125	3-12	.250	10	15	25	2.8	12	0	6	8	3	9	26	2.9
2	DAVIS, Javian	5-0	62:40	12.5	5-10	.500	0-1	.000	1-6	.167	7	11	18	3.6	7	0	4	4	2	3	11	2.2
32	POST, Quinten	8-0	55:49	7.0	6-13	.462	3-7	.429	0-0	.000	6	14	20	2.5	10	0	0	7	5	2	15	1.9
Team											16	17	33				6					
Total		9	1850		227-516	.440	41-118	.347	122-174	.701	107	240	347	38.6	129	1	103	127	48	71	617	68.6
Opponents		9	1850		231-546	.423	70-197	.355	89-117	.761	89	204	293	32.6	140	2	133	109	44	67	621	69.0

### Team Statistics

	MSU	OPP
<b>Scoring</b>	<b>617</b>	<b>621</b>
Points per game	68.6	69.0
Scoring margin	-0.4	-
<b>Field goals-att</b>	<b>227-516</b>	<b>231-546</b>
Field goal pct	.440	.423
<b>3 point fg-att</b>	<b>41-118</b>	<b>70-197</b>
3-point FG pct	.347	.355
3-pt FG made per game	4.6	7.8
<b>Free throws-att</b>	<b>122-174</b>	<b>89-117</b>
Free throw pct	.701	.761
F-Throws made per game	13.6	9.9
<b>Rebounds</b>	<b>347</b>	<b>293</b>
Rebounds per game	38.6	32.6
Rebounding margin	+6.0	-
<b>Assists</b>	<b>103</b>	<b>133</b>
Assists per game	11.4	14.8
<b>Turnovers</b>	<b>127</b>	<b>109</b>
Turnovers per game	14.1	12.1
Turnover margin	-2.0	-
Assist/turnover ratio	0.8	1.2
<b>Steals</b>	<b>71</b>	<b>67</b>
Steals per game	7.9	7.4
<b>Blocks</b>	<b>48</b>	<b>44</b>
Blocks per game	5.3	4.9
<b>Winning streak</b>	<b>0</b>	<b>-</b>
Home win streak	0	-
<b>Attendance</b>	<b>5000</b>	<b>7985</b>
Home games-Avg/Game	5-1000	4-1996
Neutral site-Avg/Game	-	0-0

### Team Results

Date	Opponent		Score	Att.
12/30/2020	at Georgia	W	83-73	1638
01/02/2021	Kentucky	Lot2	73-78	1000
01/05/2021	Missouri	W	78-63	1000
01/09/2021	at Vanderbilt	W	84-81	101
01/13/2021	Texas A&M	L	55-56	1000
01/16/2021	Florida	W	72-69	1000
01/19/2021	Ole Miss	L	46-64	1000
01/23/2021	at Alabama	L	73-81	2055
01/26/2021	at Tennessee	L	53-56	4191

## 2020-21 BOX SCORES

### Game 1 • Clemson 53, Mississippi State 42 11/25/2020 • Mebourne, Florida • Titan Field House

#### Official Basketball Box Score - Final Mississippi St. vs Clemson

Game Time: 8:00 PM  
Game Duration: 1:57

##### Mississippi St. - 42 • 0-1

##	Player	Total FG/FGA	3-Ptr FG/FGA	FT-FTA	Rebounds Off Def Tot	PF	TP	A	TO	Blk	Stl	Min
4	Cameron Matthews	F 3-4	2-2	0-4	3 2 5	4	8	0	2	0	3	33:53
24	Abdul Adu	F 0-4	0-0	0-0	3 4 7	5	0	1	3	0	0	16:13
35	Tolu Smith	F 3-8	0-0	6-12	4 6 10	3	12	1	2	2	0	36:01
3	D.J. Stewart Jr.	G 5-18	1-3	1-3	3 3 6	2	12	2	6	0	2	37:35
5	Deivon Smith	G 1-6	0-3	0-0	0 4 4	1	2	1	1	0	1	29:18
0	Jalen Johnson	2-4	1-2	0-0	1 1 2	0	5	1	1	0	0	19:14
2	Javian Davis	3-8	1-3	1-8	2 5 7	3	3	1	0	1	0	24:18
32	Quinten Post	0-0	0-0	0-0	0 0 0	1	0	0	1	0	0	01:42
55	Keondre Montgomery	0-0	0-0	0-0	0 0 0	1	0	0	1	0	0	00:00
11	Andersson Garcia	0-0	0-0	0-0	0 0 0	1	0	0	1	0	0	01:46
Team					0 1 1							
<b>Totals</b>		15-50	4-13	8-27	16 26 42	20	42	6	19	2	7	200:00
FG % 1st: 8.00 40.0% 2nd: 7.30 23.3% 3rd: 1.5 20.0% 4th: 3.0 37.5%		Game: 15-50 30.0% 4-13 30.8% 8-27 29.6%										
3PT % 1st: 1.5 20.0% 2nd: 3.0 37.5% 3rd: 1.5 20.0% 4th: 3.0 37.5%		Game: 4-13 30.8% 8-27 29.6%										
FT % 1st: 2.11 18.2% 2nd: 6.16 37.5%		Game: 8-27 29.6%										
DeadBall Rebounds 10.2												

##### Clemson - 53 • 1-0

##	Player	Total FG/FGA	3-Ptr FG/FGA	FT-FTA	Rebounds Off Def Tot	PF	TP	A	TO	Blk	Stl	Min
5	Hunter Tyson	F 1-4	1-3	2-3	2 6 8	3	5	0	2	1	0	22:50
25	Aamir Simms	F 1-5	0-3	2-2	0 1 1	5	4	0	2	0	1	07:34
0	Clyde Trapp	G 2-4	1-2	0-0	1 3 4	1	5	4	2	0	0	20:54
2	Al-Amir Dawes	G 3-9	1-3	3-4	1 1 2	1	10	1	3	0	1	25:49
3	Chase Hunter	G 1-5	0-1	1-2	0 3 3	1	3	1	0	0	1	16:17
24	PJ Hall	5-6	0-1	0-0	3 4 7	2	10	0	2	1	0	23:07
1	Jonathan Baehre	1-2	0-0	0-0	0 1 1	2	2	2	1	0	0	16:40
12	Alex Hernerway	2-3	0-1	0-0	0 4 4	1	4	0	0	0	1	22:55
15	John Newman III	0-4	0-1	0-0	1 2 3	2	0	1	0	0	0	18:19
4	Nick Honor	3-9	2-8	0-0	0 0 0	0	8	2	1	0	1	15:46
10	Oliver-Alexandre Prosper	0-3	0-2	0-2	0 0 0	0	1	0	0	0	0	02:59
22	Lynn Kidd	0-0	0-0	2-2	0 0 0	3	2	1	1	0	0	06:50
Team					0 2 2							
<b>Totals</b>		19-54	5-25	10-15	10 27 37	21	53	13	14	2	5	200:00
FG % 1st: 10.31 32.3% 2nd: 9.23 39.1% 3rd: 3.18 16.7% 4th: 2.7 28.6%		Game: 19-54 35.2% 5-25 20.0% 10-15 66.7%										
3PT % 1st: 3.7 42.9% 2nd: 7.8 87.5%		Game: 10-15 66.7%										
FT % 1st: 3.7 42.9% 2nd: 7.8 87.5%		Game: 10-15 66.7%										
DeadBall Rebounds 2.1												

Officials: Jeff Speduto, London Brandes, Kenny Clark  
Technical fouls: Mississippi St. - NONE Clemson - NONE  
Attendance: 0

Score by periods	1st	2nd	Total
Mississippi St.	19	23	42
Clemson	26	27	53

Last FG - MSU 2nd-0:55, CLEM 2nd - 0:47.  
Largest lead - MSU by 7 1st - 17:59, CLEM by 16 2nd - 9:13  
MSU led for 9:37, CLEM led for 28:30. Game was tied for 01:53

Score tied - 1 time.  
Lead changed - 1 time.

### Game 3 • Mississippi State 68, Texas State 51 11/30/2020 • Starkville, Mississippi • Humphrey Coliseum

#### Official Basketball Box Score - Final Texas St. vs Mississippi St.

Game Time: 7:01 PM  
Game Duration: 2:00

##### Texas St. - 51 • 2-1

##	Player	Total FG/FGA	3-Ptr FG/FGA	FT-FTA	Rebounds Off Def Tot	PF	TP	A	TO	Blk	Stl	Min
1	Isiah Small	F 0-3	0-2	0-0	0 3 3	3	0	0	0	1	0	29:07
25	Alonzo Sule	F 2-5	0-0	3-4	0 1 1	3	7	0	2	1	0	14:13
4	Shelby Adams	G 2-6	0-2	4-6	1 5 6	1	8	1	1	0	2	29:05
5	Marlin Davis	G 1-7	1-4	0-0	1 1 2	2	3	2	0	0	3	29:12
12	Mason Harrell	G 5-13	3-4	2-2	1 0 1	0	15	1	1	0	0	33:39
22	Michael Caesar	F 1-3	0-0	0-0	1 0 1	0	2	1	0	0	0	05:51
2	Calob Asberry	4-7	0-2	2-2	0 3 3	2	10	0	1	0	0	24:57
14	Quinten Scott	1-4	0-1	2-2	1 2 3	3	4	1	0	0	1	12:59
10	Drew Tennill	0-1	0-0	0-0	0 1 1	0	0	1	0	0	0	03:07
11	Nate Martin	1-4	0-0	0-2	2 3 5	0	2	0	0	0	0	17:50
Team					0 1 1							
<b>Totals</b>		17-63	4-15	13-18	7 20 27	14	51	7	7	2	6	200:00
FG % 1st: 11.32 34.4% 2nd: 6.21 26.0% 3rd: 17.63 32.1%		Game: 17-63 32.1%										
3PT % 1st: 1.7 14.3% 2nd: 3.8 37.5% 3rd: 13-18 72.2%		Game: 13-18 72.2%										
FT % 1st: 1.2 50.0% 2nd: 12-16 75.0%		Game: 13-18 75.0%										
DeadBall Rebounds 2.0												

##### Mississippi St. - 68 • 1-2

##	Player	Total FG/FGA	3-Ptr FG/FGA	FT-FTA	Rebounds Off Def Tot	PF	TP	A	TO	Blk	Stl	Min
4	Cameron Matthews	F 0-3	0-1	0-0	1 2 3	3	0	5	0	0	2	26:21
24	Abdul Adu	F 2-2	0-0	3-4	2 3 5	3	7	1	2	2	0	13:41
35	Tolu Smith	F 0-0	0-0	6-7	2 3 5	0	12	1	2	1	0	29:57
3	D.J. Stewart Jr.	G 9-14	5-6	0-0	0 3 3	2	23	2	5	0	0	30:11
5	Deivon Smith	G 1-4	0-2	0-0	0 5 5	2	3	3	1	0	0	29:03
2	Javian Davis	3-5	1-2	0-0	3 5 8	5	7	0	1	1	0	18:55
0	Jalen Johnson	2-9	2-7	0-0	0 4 4	0	6	1	0	0	0	21:54
32	Quinten Post	4-9	1-4	0-1	2 3 5	4	9	3	1	2	0	15:44
11	Andersson Garcia	0-2	0-0	0-0	2 1 3	0	0	0	1	0	0	06:41
55	Keondre Montgomery	1-3	0-0	0-0	0 0 0	0	2	1	0	0	0	03:34
33	Reggie Morris	0-1	0-1	0-0	0 1 1	1	0	0	0	0	0	02:16
20	Derek Fountain	0-0	0-0	0-0	0 0 0	0	0	0	0	0	0	01:43
Team					3 1 4							
<b>Totals</b>		25-58	9-23	9-12	15 31 46	20	68	17	15	7	2	200:00
FG % 1st: 10:27 37.0% 2nd: 15:31 48.4% 3rd: 25-58 43.1%		Game: 25-58 43.1%										
3PT % 1st: 3.9 33.3% 2nd: 6-14 42.9% 3rd: 9-23 39.1%		Game: 9-23 39.1%										
FT % 1st: 3-3 100.0% 2nd: 6-9 66.7% 3rd: 9-12 75.0%		Game: 9-12 75.0%										
DeadBall Rebounds 1.1												

Officials: Candis Poole, Gerry Pollard, Robert Felder  
Technical fouls: Texas St. - NONE Mississippi St. - NONE  
Attendance: 0

Score by periods	1st	2nd	Total
Texas St.	24	27	51
Mississippi St.	26	42	68

Last FG - TST 2nd-0:44, MSU 2nd - 1:02.  
Largest lead - TST by 5 1st - 18:26, MSU by 23 2nd - 3:46  
TST led for 5:17, MSU led for 30:20. Game was tied for 04:23

Score tied - 5 times.  
Lead changed - 7 times.

### Game 2 • Liberty 84, Mississippi State 73 11/26/2020 • Mebourne, Florida • Titan Field House

#### Official Basketball Box Score - End of 2nd Period Liberty vs Mississippi St.

Game Time: 6:00 PM  
Game Duration: 1:51

##### Liberty - 84

##	Player	Total FG/FGA	3-Ptr FG/FGA	FT-FTA	Rebounds Off Def Tot	PF	TP	A	TO	Blk	Stl	Min
22	Kyle Rode	F 0-2	0-2	1-2	1 0 1	3	1	3	0	0	1	16:42
24	Micah Abil	F 3-6	3-5	1-2	0 1 1	4	10	0	1	0	0	20:07
1	Chris Parker	G 3-8	1-4	3-4	0 1 1	0	10	1	0	1	0	35:50
2	Darius McGhee	G 8-12	7-11	0-0	0 3 3	0	23	1	0	0	1	35:00
10	Elijah Cuffee	G 6-8	5-6	0-0	0 2 2	17	5	1	0	0	0	34:08
20	Keegan McDowell	2-7	2-7	0-0	0 3 3	2	6	1	0	0	0	18:23
0	Drake Dobbs	0-0	0-0	0-0	0 0 0	1	0	1	0	0	0	06:04
32	Blake Preston	4-5	0-0	3-4	4 1 5	3	11	0	1	2	0	23:26
33	Shiloh Robinson	2-5	1-4	1-2	0 1 1	2	6	1	1	0	0	10:20
Team					0 2 2							
<b>Totals</b>		28-53	19-39	9-14	5 14 19	17	84	7	3	3	3	200:00
FG % 1st: 15.27 55.6% 2nd: 13-26 50.0% 3rd: 9-17 52.9% 4th: 10-22 45.5%		Game: 28-53 52.8% 19-39 48.7% 9-14 64.3%										
3PT % 1st: 9-17 52.9% 2nd: 10-22 45.5%		Game: 19-39 48.7%										
FT % 1st: 1-2 50.0% 2nd: 8-12 66.7%		Game: 9-14 64.3%										
DeadBall Rebounds 4.0												

##### Mississippi St. - 73

##	Player	Total FG/FGA	3-Ptr FG/FGA	FT-FTA	Rebounds Off Def Tot	PF	TP	A	TO	Blk	Stl</
----	--------	--------------	--------------	--------	----------------------	----	----	---	----	-----	-------

PAGE 23 • 2020-21 MISSISSIPPI STATE BASKETBALL • @HAILSTATEMBK ON FACEBOOK, TWITTER & INSTAGRAM • #HAILSTATE









# BEN HOWLAND ERA RECORDS • TEAM • ALL GAMES

## POINTS SCORED • ALL GAMES

RANK	PTS	OPPONENT	DATE
1	109	North Florida • UNF	12/30/2017
2	106	Eastern Washington	11/13/2015
3	103	BYU	12/29/2018
4	98	Wofford	12/19/2018
5	96	Kent State	12/30/2019
	96	Alabama State	11/10/2017
<b>7</b>	<b>95</b>	<b>Iowa State</b>	<b>01/30/2021</b>
	95	Austin Peay	11/09/2018
	95	North Georgia	12/09/2017
	95	at LSU	01/07/2017

## POINTS ALLOWED LOW • ALL GAMES

RANK	PTS	OPPONENT	DATE
1	44	Ole Miss	03/09/2020
	44	vs. Southern Miss • USM	12/19/2016
3	45	Missouri	01/14/2020
	45	Louisiana-Monroe • ULM	11/14/2019
5	46	Arkansas	02/09/2016
<b>6</b>	<b>48</b>	<b>Mississippi Valley State</b>	<b>12/21/2020</b>
	48	Little Rock	12/20/2017
	48	Florida A&M	11/18/2017
	48	North Carolina Central	12/31/2015
10	49	Missouri	02/26/2019

## MARGIN OF VICTORY • ALL GAMES

RANK	MOV	OPPONENT	DATE
1	+42 • 86-44	vs. Southern Miss • USM	12/19/2016
<b>2</b>	<b>+39 • 95-56</b>	<b>Iowa State</b>	<b>01/30/2020</b>
	<b>+39 • 87-48</b>	<b>Mississippi Valley State</b>	<b>12/21/2020</b>
4	+33 • 95-62	North Georgia	12/09/2017
5	+32 • 91-59	Georgia	01/18/2020
	+32 • 78-46	Arkansas	02/09/2016
7	+31 • 92-61	UT Martin	12/16/2017
	+31 • 79-48	Florida A&M	11/18/2017
9	+28 • 96-68	Kent State	12/30/2019
	+28 • 79-51	Long Beach State	11/16/2018
	+28 • 95-67	Austin Peay	11/09/2018
	+28 • 109-81	North Florida • UNF	12/30/2017
	+28 • 96-68	Alabama State	11/10/2017

## POINTS SCORED LOW • ALL GAMES

RANK	PTS	OPPONENT	DATE
<b>1</b>	<b>42</b>	<b>vs. Clemson</b>	<b>11/25/2020</b>
<b>2</b>	<b>46</b>	<b>Ole Miss</b>	<b>01/19/2021</b>
3	48	at Vanderbilt	02/25/2017
4	50	at [25] Cincinnati	12/12/2017
5	52	vs. New Mexico State	12/22/2019
	52	[15] Florida	02/18/2017

## POINTS ALLOWED • ALL GAMES

RANK	PTS	OPPONENT	DATE
1	105	vs. Miami • Florida	11/19/2015
2	98	at Auburn	02/07/2017
3	92	[21] LSU	02/06/2019
4	91	at Tennessee	01/21/2017
5	90	at Alabama	01/08/2020
	90	at Florida State • FSU	12/16/2015

## MARGIN OF DEFEAT • ALL GAMES

RANK	MOD	OPPONENT	DATE
1	-29 • 77-48	at Vanderbilt	02/25/2017
2	-27 • 88-61	at Ole Miss	01/31/2017
3	-26 • 105-79	vs. Miami • Florida	11/19/2015
4	-25 • 83-58	at Ole Miss	02/11/2020
	-25 • 86-61	vs. Central Florida • UCF	11/17/2016

## POINTS SCORED • 1ST HALF • ALL GAMES

RANK	PTS	OPPONENT	DATE
1	58	Alabama State	11/10/2017
2	53	North Georgia	12/09/2017
3	52	at LSU	01/07/2017
4	50	Austin Peay	11/09/2018
5	49	vs. Northern Colorado	12/23/2015
6	48	BYU	12/29/2018
	48	LSU	03/04/2017
	48	Eastern Washington	11/13/2015
9	47	[16] Auburn	01/26/2019
	47	at Baylor • NIT	03/18/2018
	47	North Florida • UNF	12/30/2017

## POINTS ALLOWED LOW • 1ST HALF • ALL GAMES

RANK	PTS	OPPONENT	DATE
1	17	Florida A&M • FAMU	11/18/2017
	17	North Carolina Central	12/31/2015
3	19	Oregon State	12/01/2016
<b>4</b>	<b>20</b>	<b>North Texas</b>	<b>12/04/2020</b>
	20	Missouri	01/14/2020
	20	Dayton	12/03/2017
	20	Auburn	03/05/2016
	20	Arkansas	02/09/2016
	20	at Missouri	01/30/2016

## HALFTIME LEAD • ALL GAMES

RANK	HL	OPPONENT	DATE
1	+27 • 53-26	North Georgia	12/09/2017
	+27 • 58-31	Alabama State	11/10/2017
3	+26 • 45-19	Oregon State	12/01/2016
4	+22 • 42-20	Arkansas	02/09/2016
5	+21 • 44-23	Ole Miss	02/17/2018

## POINTS SCORED LOW • 1ST HALF • ALL GAMES

RANK	PTS	OPPONENT	DATE
<b>1</b>	<b>19</b>	<b>vs. Clemson</b>	<b>11/25/2020</b>
2	20	Alabama	01/03/2017
<b>3</b>	<b>21</b>	<b>Ole Miss</b>	<b>01/19/2021</b>
	21	vs. New Mexico State	12/22/2019
	21	Tennessee	02/04/2017
	21	Georgia	02/13/2016

## POINTS ALLOWED • 1ST HALF • ALL GAMES

RANK	PTS	OPPONENT	DATE
1	59	vs. Miami • Florida	11/19/2015
2	53	vs. Central Florida • UCF	11/17/2016
3	51	at Ole Miss	01/31/2017
	51	Eastern Washington	11/13/2015
5	50	Wofford	12/19/2018

## HALFTIME DEFICIT • ALL GAMES

RANK	MOD	OPPONENT	DATE
1	-24 • 59-35	vs. Miami • Florida	11/19/2015
2	-20 • 48-28	at Auburn	02/07/2017
	-20 • 53-33	vs. Central Florida • UCF	11/17/2016
4	-19 • 42-23	vs. Penn State • NIT	03/27/2018
	-19 • 41-22	at Alabama	01/20/2018

## POINTS SCORED • 2ND HALF • ALL GAMES

RANK	PTS	OPPONENT	DATE
1	64	at Auburn	02/07/2017
2	62	North Florida • UNF	12/30/2017
3	58	Tennessee	02/01/2020
	58	Eastern Washington	11/13/2015
5	57	Wofford	12/19/2018
6	55	BYU	12/29/2018
7	54	North Dakota State	11/30/2017
	54	Morehead State	12/22/2016
9	53	UT Martin	12/16/2017
10	52	at Texas A&M	02/20/2018

## POINTS ALLOWED LOW • 2ND HALF • ALL GAMES

RANK	PTS	OPPONENT	DATE
1	19	Ole Miss	03/07/2020
	19	vs. Southern Miss • USM	12/19/2016
3	21	Louisiana-Monroe • ULM	11/14/2019
	21	vs. Texas El Paso • UTEP	11/20/2016
5	22	UT Martin	11/28/2015

## 2ND HALF MARGIN OF VICTORY • ALL GAMES

RANK	MOV	OPPONENT	DATE
1	+28 • 47-19	vs. Southern Miss • USM	12/19/2016
<b>2</b>	<b>+27 • 51-24</b>	<b>[13] Missouri</b>	<b>01/05/2021</b>
3	+25 • 53-28	UT Martin	12/16/2017
4	+24 • 62-38	North Florida • UNF	12/30/2017
<b>5</b>	<b>+23 • 51-28</b>	<b>Iowa State</b>	<b>01/30/2021</b>
<b>6</b>	<b>+22 • 45-23</b>	<b>Mississippi Valley State</b>	<b>12/21/2020</b>
	+22 • 51-29	Kent State	12/30/2019
	+22 • 47-25	South Carolina	02/23/2019
9	+21 • 49-28	Georgia	01/18/2020
	+21 • 58-37	Eastern Washington	11/13/2015
11	+20 • 57-37	Wofford	12/19/2018
	+20 • 43-23	Long Beach State	11/16/2018
	+20 • 51-31	Florida A&M • FAMU	11/18/2017

## POINTS SCORED LOW • 2ND HALF • ALL GAMES

RANK	PTS	OPPONENT	DATE
1	20	[16] Tennessee	02/27/2018
<b>2</b>	<b>22</b>	<b>Texas A&amp;M</b>	<b>01/13/2021</b>
<b>3</b>	<b>23</b>	<b>vs. Clemson</b>	<b>11/25/2020</b>
	23	Louisiana-Monroe • ULM	11/14/2019
5	24	at Ole Miss	02/11/2020
	24	at Ole Miss	01/06/2018

## POINTS ALLOWED • 2ND HALF • ALL GAMES

RANK	PTS	OPPONENT	DATE
1	54	at Tennessee	01/21/2017
2	53	at Florida State • FSU	12/16/2015
3	52	[22] Auburn	01/13/2018
4	51	at Texas A&M	02/22/2020
	51	[8] Auburn	01/04/2020
	51	at Georgia	02/14/2017
7	50	at Ole Miss	02/11/2020
	50	at Auburn	02/07/2017

## 2ND HALF MARGIN OF DEFEAT • ALL GAMES

RANK	MOD	OPPONENT	DATE
1	-26 • 50-24	at Ole Miss	02/11/2020
2	-19 • 52-33	[22] Auburn	01/13/2018
3	-16 • 41-25	at LSU	03/03/2018
	-16 • 36-20	[16] Tennessee	02/27/2018
5	-15 • 40-25	at Vanderbilt	02/25/2017
	-15 • 53-38	at Florida State • FSU	12/16/2015

# PLAYER CAREER STATS

## NO. 0 JALEN JOHNSON • 2016-17 • FRESHMAN • SAINT LOUIS

OPPONENT	GS	PTS	REB	ASST	BLK	STL
Ball State		10	3	1	0	1
Southern Utah		4	2	0	0	1
Eastern Illinois		5	3	0	2	1
vs. Brigham Young • BYU		3	1	0	0	0
vs. Alabama		8	2	1	0	0
Samford		7	4	0	1	0
Kansas State		4	2	0	0	1
at Wichita State		5	5	0	0	0
Chicago State		4	3	1	0	1
at SIU • Carbondale		3	0	0	0	0
SIU • Edwardsville		2	2	1	0	0
Winthrop		13	4	1	1	1
Rhode Island • URI		4	5	0	0	1
at La Salle		0	2	2	0	0
Davidson		9	4	1	0	0
at Duquesne	•	9	3	1	0	0
at George Mason	•	17	10	2	0	1
St. Bonaventure	•	8	3	1	0	0
at Dayton	•	6	5	0	0	0
Massachusetts • UMass	•	14	9	0	1	2
at George Washington • GW	•	6	4	1	0	2
George Mason	•	8	8	0	1	0
North Carolina A&T	•	6	4	2	0	3
at St. Bonaventure	•	5	6	0	0	2
Duquesne	•	15	7	3	4	0
Dayton	•	3	4	2	0	2
at Fordham	•	8	3	2	0	2
at Va. Commonwealth • VCU	•	17	7	0	2	1
Saint Joseph's	•	17	10	0	2	1
La Salle	•	4	10	1	1	0
at Richmond	•	0	6	1	0	0
vs. Duquesne	•	9	4	1	1	0
vs. George Washington • GW	•	16	4	0	1	0
<b>TOTALS</b>	<b>18</b>	<b>249</b>	<b>149</b>	<b>25</b>	<b>17</b>	<b>23</b>

## NO. 0 JALEN JOHNSON • 2017-18 • SOPHOMORE • SAINT LOUIS

OPPONENT	GS	PTS	REB	ASST	BLK	STL
Seattle	•	4	3	1	1	1
Rockhurst	•	14	2	2	1	1
vs. Virginia Tech	•	7	5	1	0	0
vs. Providence	•	2	2	0	0	1
Detroit	•	24	3	1	0	0
Western Michigan	•	10	4	1	1	0
at Butler	•	3	3	0	0	0
SIU • Carbondale	•	12	4	0	1	0
Houston	•	5	1	1	1	0
Murray State	•	10	14	2	1	1
at Oregon State [PDX]	•	8	7	0	1	0
Campbell	•	17	3	2	1	0
Southeast Missouri State	•	3	3	2	0	0
at La Salle	•	10	5	0	3	2
at Davidson	•	9	4	1	0	2
Richmond	•	9	2	1	1	0
Rhode Island • URI	•	10	7	0	0	0
at George Mason	•	10	5	0	1	1
Duquesne	•	4	2	0	0	1
at Massachusetts • UMass	•	5	3	2	1	0
Va. Commonwealth • VCU	•	0	2	0	0	0
Dayton	•	16	1	0	1	0
at Saint Joseph's	•	11	4	0	0	0
Fordham	•	14	1	1	0	0
at St. Bonaventure	•	9	3	0	0	0
La Salle	•	0	1	0	0	0
at Richmond	•	7	3	0	0	0
at Dayton	•	2	8	0	0	0
George Washington • GW	•	20	6	0	2	0
at Duquesne	•	18	3	0	2	1
St. Bonaventure	•	0	6	1	0	0
vs. George Washington • GW	•	18	3	1	2	1
vs. Davidson	•	10	4	2	0	0
<b>TOTALS</b>	<b>24</b>	<b>301</b>	<b>127</b>	<b>22</b>	<b>21</b>	<b>12</b>

## NO. 0 JALEN JOHNSON • 2019-20 • RS JUNIOR • LOUISIANA-LAFAYETTE

OPPONENT	GS	PTS	REB	ASST	BLK	STL
Loyola • New Orleans	•	22	9	0	1	1
McNeese State	•	21	7	0	5	3
at Texas Christian • TCU	•	21	4	1	0	0
Youngstown State	•	16	10	1	0	2
at Wyoming	•	8	4	0	0	0
vs. Detroit	•	18	6	1	0	0
vs. UC Irvine • UCI	•	10	5	1	0	0
Southeastern Louisiana	•	26	10	2	0	0
at Arizona State	•	8	5	0	0	1
at Louisiana Tech	•	13	9	0	0	1
at Arkansas State	•	10	6	0	0	1
Little Rock • UALR	•	26	9	1	0	0
UC Santa Barbara	•	12	3	0	1	1
South Alabama	•	4	4	0	1	0
Troy	•	0	4	1	0	1
at Appalachian State	•	13	10	1	0	0
at Georgia State	•	12	7	0	0	0
at Georgia Southern	•	15	6	2	0	1
Texas-Arlington • UTA	•	23	8	1	0	0
Texas State	•	18	7	0	1	2
Louisiana-Monroe • ULM	•	27	7	2	3	2
at Texas-Arlington • UTA	•	15	13	1	0	0
at Texas State	•	12	6	0	2	1
Georgia State	•	17	10	1	1	0
Georgia Southern	•	14	3	2	0	0
at South Alabama	•	19	6	0	1	1
at Troy	•	20	5	2	2	2
at Louisiana-Monroe • ULM	•	15	9	2	0	1
Arkansas State	•	12	4	0	0	1
at Little Rock • UALR	•	8	3	1	0	0
Coastal Carolina	•	19	5	1	2	1
Arkansas State [SBT]	•	16	10	0	1	0
at Georgia Southern [SBT]	•	21	5	1	0	2
<b>TOTALS</b>	<b>33</b>	<b>511</b>	<b>219</b>	<b>25</b>	<b>21</b>	<b>25</b>

## NO. 0 JALEN JOHNSON • 2020-21 • RS SENIOR • MSU

OPPONENT	GS	PTS	REB	ASST	BLK	STL
vs. Clemson		5	2	1	0	0
vs. Liberty		7	4	2	0	0
Texas State		6	4	1	0	0
North Texas		10	2	0	0	0
Jackson State		3	2	0	1	0
vs. Dayton		0	0	0	0	0
Central Arkansas	•	15	3	0	1	0
Mississippi Valley State	•	10	3	0	0	1
at Georgia	•	12	5	0	0	0
Kentucky	•	14	2	2	0	0
No. 13 Missouri	•	3	2	0	0	0
at Vanderbilt	•	10	2	0	1	1
Texas A&M	•	6	2	1	0	1
Florida	•	3	0	2	0	2
Ole Miss	•	3	3	0	1	1
at No. 18 Alabama	•	0	0	0	0	0
at No. 18 Tennessee		0	1	0	0	1
Iowa State		5	0	0	0	0
at Arkansas						
at South Carolina						
LSU						
Vanderbilt						
at Auburn						
at Ole Miss						
South Carolina						
Alabama						
at Texas A&M						
<b>TOTALS</b>	<b>10</b>	<b>112</b>	<b>37</b>	<b>9</b>	<b>4</b>	<b>7</b>

## NO. 5 IVERSON MOLINAR • 2019-20 • FRESHMAN

OPPONENT	GS	PTS	REB	ASST	BLK	STL
Florida International	•	14	2	2	0	0
Sam Houston State	•	2	1	5	1	0
Louisiana-Monroe	•	10	2	1	0	0
New Orleans	•	10	1	3	1	0
vs. Tulane	•	21	2	5	0	0
vs. No. 17 Villanova	•	9	1	3	0	1
at Coastal Carolina	•	6	2	2	0	0
Louisiana Tech	•	7	0	4	0	0
vs. Kansas State		8	0	0	0	0
Radford		3	0	2	2	0
vs. New Mexico State		3	0	0	0	0
Kent State		16	3	4	0	0
No. 8 Auburn		4	1	0	0	1
at Alabama		7	1	1	0	0
at LSU		3	1	0	0	0
Missouri		4	1	1	0	1
Georgia		6	2	1	0	0
Arkansas		8	0	0	0	0
at Oklahoma [OKC]		4	2	1	0	0
at Florida		0	0	0	0	0
Tennessee		2	0	0	0	0
at No. 15 Kentucky		0	0	0	0	0
Vanderbilt		2	2	1	0	0
at Ole Miss		0	0	0	0	0
at Arkansas		8	1	1	0	0
South Carolina		3	1	0	0	0
at Texas A&M		5	1	1	0	3
Alabama		7	1	0	0	0
at Missouri		5	1	0	0	1
at South Carolina		3	2	2	0	1
Ole Miss		4	1	0	0	0
<b>TOTALS</b>	<b>8</b>	<b>184</b>	<b>32</b>	<b>40</b>	<b>4</b>	<b>8</b>

## NO. 1 IVERSON MOLINAR • 2020-21 • SOPHOMORE

OPPONENT	GS	PTS	REB	ASST	BLK	STL
vs. Clemson	DNP					
vs. Liberty	DNP					
Texas State	DNP					
North Texas	•	15	5	2	0	1
Jackson State	•	21	5	4	0	1
vs. Dayton	•	20	3	7	1	2
Central Arkansas	•	14	3	1	0	2
Mississippi Valley State	•	18	5	5	1	2
at Georgia	•	24	3	3	0	0
Kentucky	•	17	5	5	0	1
No. 13 Missouri	•	20	3	2	0	0
at Vanderbilt	•	24	8	1	0	4
Texas A&M	•	16	2	4	0	1
Florida	•	13	6	3	0	0
Ole Miss	•	7	6	3	0	1
at No. 18 Alabama	•	19	2	1	0	3
at No. 18 Tennessee	•	16	3	1	0	1
Iowa State	•	20	3	1	0	0
at Arkansas						
at South Carolina						
LSU						
Vanderbilt						
at Auburn						
at Ole Miss						
South Carolina						
Alabama						
at Texas A&M						
<b>TOTALS</b>	<b>15</b>	<b>264</b>	<b>62</b>	<b>43</b>	<b>2</b>	<b>19</b>



# PLAYER CAREER STATS

## NO. 2 JAVIAN DAVIS • 2019-20 • RS FRESHMAN • ALABAMA

OPPONENT	GS	PTS	REB	ASST	BLK	STL
Pennsylvania • Penn		2	2	0	0	0
Florida Atlantic • FAU	•	19	9	2	0	1
at Rhode Island • URI	•	11	7	1	0	0
Furman	•	10	5	0	1	1
vs. No. 6 North Carolina	•	5	5	1	0	2
vs. Iowa State		7	5	2	0	0
vs. Southern Miss • USM	•	6	4	1	0	3
Stephen F. Austin • SFA	•	11	2	0	0	2
at No. 21 Penn State	•	8	4	0	0	0
at Samford	•	6	5	1	2	2
vs. Belmont		12	6	0	0	0
Richmond	•	2	2	1	0	0
at Florida		0	4	0	0	0
Mississippi State		4	4	1	1	0
at No. 14 Kentucky		4	3	0	1	1
No. 4 Auburn		1	3	1	0	0
Missouri		2	1	0	0	0
at Vanderbilt		2	7	0	3	1
Kansas State		0	0	0	0	1
at No. 22 LSU		5	1	0	1	0
Arkansas	•	11	2	1	3	0
Tennessee	•	8	3	0	1	1
at Georgia	•	13	8	0	0	1
at No. 11 Auburn	•	0	3	0	0	0
No. 25 LSU		0	1	0	0	0
Texas A&M		0	0	0	0	1
at Ole Miss		10	4	1	0	0
at Mississippi State		2	3	0	0	0
South Carolina	•	20	10	1	0	1
Vanderbilt		3	3	0	0	1
at Missouri		2	2	0	0	0
<b>TOTALS</b>	<b>14</b>	<b>186</b>	<b>118</b>	<b>14</b>	<b>13</b>	<b>19</b>

## NO. 2 JAVIAN DAVIS • 2020-21 • RS SOPHOMORE • MSU

OPPONENT	GS	PTS	REB	ASST	BLK	STL
vs. Clemson		3	7	0	0	1
vs. Liberty		0	3	2	0	0
Texas State		7	8	0	1	0
North Texas		2	3	1	1	0
Jackson State		11	5	1	0	1
vs. Dayton		2	7	0	0	1
Central Arkansas		9	8	0	0	0
Mississippi Valley State		4	3	1	0	1
at Georgia		2	4	1	0	0
Kentucky		5	7	2	0	1
No. 13 Missouri	DNP					
at Vanderbilt	DNP					
Texas A&M	DNP					
Florida	DNP					
Ole Miss		2	2	1	1	2
at No. 18 Alabama		2	4	0	1	0
at No. 18 Tennessee		0	1	0	0	0
Iowa State		2	6	0	1	0
at Arkansas						
at South Carolina						
LSU						
Vanderbilt						
at Auburn						
at Ole Miss						
South Carolina						
Alabama						
at Texas A&M						
<b>TOTALS</b>	<b>0</b>	<b>51</b>	<b>68</b>	<b>9</b>	<b>5</b>	<b>7</b>

## NO. 3 D.J. STEWART JR. • 2019-20 • RS FRESHMAN

OPPONENT	GS	PTS	REB	ASST	BLK	STL
Florida International • FIU		8	2	2	0	3
Sam Houston State		15	1	2	0	1
Louisiana-Monroe • ULM		10	5	0	0	1
New Orleans		13	0	1	0	0
vs. Tulane		5	3	3	0	1
vs. No. 17 Villanova		8	4	0	0	1
at Coastal Carolina		11	2	2	2	0
Louisiana Tech		7	1	3	0	1
vs. Kansas State	•	10	1	2	1	2
Radford	•	10	3	3	0	0
vs. New Mexico State		0	0	4	0	1
Kent State		12	2	2	0	1
No. 8 Auburn		3	2	0	0	0
at Alabama		2	3	1	0	0
at LSU		9	1	0	0	1
Missouri	•	0	1	2	0	1
Georgia	•	2	1	1	1	2
Arkansas	•	14	4	0	2	1
at Oklahoma • OU [OKC]	•	12	8	2	0	0
at Florida	•	4	3	0	0	1
Tennessee	•	20	4	1	0	0
at No. 15 Kentucky	•	15	1	0	0	1
Vanderbilt	•	7	4	1	0	1
at Ole Miss	•	16	4	1	0	1
at Arkansas	•	10	3	0	0	2
South Carolina	•	16	2	3	0	1
at Texas A&M	•	2	4	5	0	2
Alabama	•	6	3	2	1	3
at Missouri	•	8	3	1	0	0
at South Carolina	•	2	2	3	0	2
Ole Miss		7	5	2	0	0
<b>TOTALS</b>	<b>17</b>	<b>264</b>	<b>79</b>	<b>49</b>	<b>7</b>	<b>31</b>

## NO. 3 D.J. STEWART JR. • 2020-21 • RS SOPHOMORE

OPPONENT	GS	PTS	REB	ASST	BLK	STL
vs. Clemson	•	12	6	2	0	2
vs. Liberty	•	20	3	4	0	0
Texas State	•	23	3	2	0	0
North Texas	•	16	3	0	0	1
Jackson State	•	11	0	2	0	0
vs. Dayton	•	32	2	2	0	0
Central Arkansas	•	17	6	5	0	1
Mississippi Valley State	•	15	3	0	0	1
at Georgia	•	18	7	2	0	0
Kentucky	•	19	5	3	0	2
No. 13 Missouri	•	24	3	4	0	3
at Vanderbilt	•	16	2	3	0	1
Texas A&M	•	9	4	4	2	1
Florida	•	11	4	3	0	2
Ole Miss	•	18	3	0	0	0
at No. 18 Alabama	•	27	3	2	1	4
at No. 18 Tennessee	•	11	0	1	0	1
Iowa State	•	17	3	5	0	2
at Arkansas						
at South Carolina						
LSU						
Vanderbilt						
at Auburn						
at Ole Miss						
South Carolina						
Alabama						
at Texas A&M						
<b>TOTALS</b>	<b>18</b>	<b>316</b>	<b>60</b>	<b>45</b>	<b>3</b>	<b>21</b>

## NO. 4 CAMERON MATTHEWS • FRESHMAN

OPPONENT	GS	PTS	REB	ASST	BLK	STL
vs. Clemson	•	8	5	0	0	3
vs. Liberty	•	2	2	2	0	1
Texas State	•	0	3	5	0	2
North Texas	•	0	2	3	0	0
Jackson State	•	2	4	2	1	1
vs. Dayton	•	5	2	1	1	2
Central Arkansas		5	2	2	1	0
Mississippi Valley State		2	3	3	0	1
at Georgia		2	2	1	0	2
Kentucky		2	4	1	0	2
No. 13 Missouri		4	3	0	1	0
at Vanderbilt		1	0	0	0	1
Texas A&M		5	3	1	1	0
Florida		2	4	1	0	0
Ole Miss		0	0	2	0	1
at No. 18 Alabama		6	7	0	0	2
at No. 18 Tennessee	•	4	2	0	1	1
Iowa State	•	2	2	1	1	1
at Arkansas						
at South Carolina						
LSU						
Vanderbilt						
at Auburn						
at Ole Miss						
South Carolina						
Alabama						
at Texas A&M						
<b>TOTALS</b>	<b>8</b>	<b>52</b>	<b>50</b>	<b>25</b>	<b>7</b>	<b>20</b>

## NO. 5 DEIVON SMITH • FRESHMAN

OPPONENT	GS	PTS	REB	ASST	BLK	STL
vs. Clemson	•	2	4	1	0	1
vs. Liberty	•	10	5	5	1	2
Texas State	•	2	5	3	1	0
North Texas		4	3	0	0	0
Jackson State		5	5	2	0	2
vs. Dayton		2	1	3	0	1
Central Arkansas		0	1	2	0	0
Mississippi Valley State		1	7	4	0	0
at Georgia		13	3	3	1	2
Kentucky		2	0	0	0	1
No. 13 Missouri		6	4	3	0	2
at Vanderbilt		4	3	4	0	0
Texas A&M		2	2	0	0	2
Florida		5	6	4	0	1
Ole Miss		2	1	3	0	0
at No. 18 Alabama		5	2	2	0	0
at No. 18 Tennessee		6	4	5	0	1
Iowa State		10	3	9	0	1
at Arkansas						
at South Carolina						
LSU						
Vanderbilt						
at Auburn						
at Ole Miss						
South Carolina						
Alabama						
at Texas A&M						
<b>TOTALS</b>	<b>3</b>	<b>81</b>	<b>59</b>	<b>53</b>	<b>3</b>	<b>16</b>

# PLAYER CAREER STATS

## NO. 11 ANDERSSON GARCIA - FRESHMAN

OPPONENT	GS	PTS	REB	ASST	BLK	STL
vs. Clemson		0	0	0	0	0
vs. Liberty		0	0	0	0	0
Texas State		0	3	0	0	0
North Texas	DNP					
Jackson State		2	2	0	1	1
vs. Dayton	DNP					
Central Arkansas		3	0	0	0	0
Mississippi Valley State		2	1	1	0	1
at Georgia	DNP					
Kentucky	DNP					
No. 13 Missouri	DNP					
at Vanderbilt	DNP					
Texas A&M	DNP					
Florida	DNP					
Ole Miss	DNP					
at No. 18 Alabama	DNP					
at No. 18 Tennessee	DNP					
Iowa State		5	0	2	0	1
at Arkansas						
at South Carolina						
LSU						
Vanderbilt						
at Auburn						
at Ole Miss						
South Carolina						
Alabama						
at Texas A&M						
<b>TOTALS</b>	<b>0</b>	<b>12</b>	<b>6</b>	<b>3</b>	<b>1</b>	<b>3</b>

## NO. 20 DEREK FOUNTAIN - FRESHMAN

OPPONENT	GS	PTS	REB	ASST	BLK	STL
vs. Clemson	DNP					
vs. Liberty	DNP					
Texas State		0	0	0	0	0
North Texas	DNP					
Jackson State		2	1	0	0	0
vs. Dayton	DNP					
Central Arkansas	DNP					
Mississippi Valley State		0	2	0	0	0
at Georgia	DNP					
Kentucky	DNP					
No. 13 Missouri	DNP					
at Vanderbilt	DNP					
Texas A&M	DNP					
Florida	DNP					
Ole Miss	DNP					
at No. 18 Alabama	DNP					
at No. 18 Tennessee	DNP					
Iowa State		7	0	0	0	0
at Arkansas						
at South Carolina						
LSU						
Vanderbilt						
at Auburn						
at Ole Miss						
South Carolina						
Alabama						
at Texas A&M						
<b>TOTALS</b>	<b>0</b>	<b>9</b>	<b>3</b>	<b>0</b>	<b>0</b>	<b>0</b>

## NO. 24 ABDUL ADO - 2017-18 - RS FRESHMAN

OPPONENT	GS	PTS	REB	ASST	BLK	STL
Alabama State	DNP					
Florida A&M • FAMU	•	12	7	0	3	1
Green Bay	•	12	11	1	2	1
Stephen F. Austin • SFA	•	4	4	0	5	1
Jacksonville State	•	9	8	0	3	1
North Dakota State	•	5	4	0	0	2
Dayton	•	5	3	0	0	0
North Georgia	•	4	3	0	4	1
at No. 25 Cincinnati	•	0	4	0	3	4
UT Martin	•	6	12	0	3	1
Little Rock • UALR	•	6	13	1	3	2
vs. Southern Miss • USM	•	8	5	3	0	1
North Florida • UNF	•	5	9	0	2	1
No. 22 Arkansas	•	8	9	0	4	1
at Ole Miss	•	5	4	0	1	1
at Florida	•	12	10	1	1	0
No. 22 Auburn	•	10	11	0	2	2
Vanderbilt	•	9	6	1	1	1
at Alabama	•	11	4	0	1	0
at Kentucky	•	2	5	0	1	0
Missouri	•	12	7	0	0	1
at South Carolina	•	16	9	0	4	0
Georgia	•	7	6	1	2	0
Alabama	•	8	5	0	3	0
at Missouri	•	11	7	0	1	0
at Vanderbilt	•	15	7	2	1	2
Ole Miss	•	5	4	0	1	0
at Texas A&M	•	19	9	0	2	0
South Carolina	•	2	3	0	3	0
No. 16 Tennessee	•	3	1	1	1	2
at LSU	•	6	5	0	2	0
vs. LSU	•	3	3	0	3	1
vs. No. 13 Tennessee	•	4	8	0	0	0
Nebraska	•	15	9	1	1	0
at Baylor	•	3	1	0	1	0
at Louisville	•	7	7	1	3	1
vs. Penn State	•	13	8	0	0	0
<b>TOTALS</b>	<b>36</b>	<b>282</b>	<b>231</b>	<b>13</b>	<b>67</b>	<b>28</b>

## NO. 24 ABDUL ADO - 2018-19 - RS SOPHOMORE

OPPONENT	GS	PTS	REB	ASST	BLK	STL
Austin Peay	•	11	4	0	3	0
Hartford	•	2	10	1	0	2
Long Beach State	•	2	8	0	2	2
vs. Arizona State	•	2	5	2	3	0
vs. Saint Mary's	DNP					
Alcorn State	DNP					
at Dayton	•	10	4	0	0	0
McNeese State	•	7	2	1	1	0
vs. Clemson	•	4	3	0	0	0
Cincinnati	•	3	4	0	0	1
Wofford	•	3	6	0	2	1
vs. Wright State	DNP					
Brigham Young • BYU	•	7	3	2	4	0
at South Carolina	•	12	5	0	3	2
Ole Miss	•	6	11	0	2	2
Florida	•	4	5	0	2	1
at Vanderbilt	•	4	3	0	2	1
at No. 8 Kentucky	•	0	3	0	3	0
No. 16 Auburn	•	8	3	0	1	1
at Alabama	•	3	7	0	3	0
at Ole Miss	•	4	3	0	1	1
No. 21 LSU	•	2	3	0	1	0
No. 5 Kentucky	•	6	4	0	2	0
Alabama	•	10	1	0	2	2
at Arkansas	•	5	7	1	0	1
at Georgia	•	7	6	0	1	1
South Carolina	•	7	4	1	6	0
Missouri	•	2	2	2	5	1
at Auburn	•	0	4	0	0	0
at No. 5 Tennessee	•	2	2	1	0	0
Texas A&M	•	3	6	0	3	0

OPPONENT	GS	PTS	REB	ASST	BLK	STL
vs. Texas A&M	•	7	4	1	0	0
vs. No. 8 Tennessee	•	2	4	1	2	0
vs. Liberty	•	0	4	0	3	1
<b>TOTALS</b>	<b>30</b>	<b>145</b>	<b>140</b>	<b>13</b>	<b>57</b>	<b>20</b>

## NO. 24 ABDUL ADO - 2019-20 - RS JUNIOR

OPPONENT	GS	PTS	REB	ASST	BLK	STL
Florida International • FIU	•	6	4	1	2	0
Sam Houston State	•	0	6	0	5	1
Louisiana-Monroe • ULM	•	6	7	1	4	0
New Orleans	•	1	2	2	0	2
vs. Tulane	•	2	9	2	0	0
vs. No. 17 Villanova	•	2	2	1	0	0
at Coastal Carolina	•	4	4	0	1	0
Louisiana Tech	•	9	8	0	0	0
vs. Kansas State	•	13	9	0	3	0
Radford	•	17	12	1	0	1
vs. New Mexico State	•	4	7	0	0	0
Kent State	•	4	7	0	1	1
No. 8 Auburn	•	6	11	0	9	2
at Alabama	•	3	8	0	2	0
at LSU	•	12	12	0	0	0
Missouri	•	6	4	1	1	0
Georgia	•	4	6	1	4	0
Arkansas	•	2	5	0	0	0
at Oklahoma • OU [OKC]	•	4	5	1	1	1
at Florida	•	6	9	0	3	1
Tennessee	•	6	6	2	0	0
at No. 15 Kentucky	•	7	11	0	4	0
Vanderbilt	•	4	3	2	0	1
at Ole Miss	•	3	6	2	2	0
at Arkansas	•	2	7	0	2	0
South Carolina	•	14	7	0	1	0
at Texas A&M	•	6	6	0	2	1
Alabama	•	8	5	0	2	3
at Missouri	•	6	7	0	2	0
at South Carolina	•	5	5	1	3	1
Ole Miss	•	5	9	2	4	1
<b>TOTALS</b>	<b>31</b>	<b>177</b>	<b>209</b>	<b>20</b>	<b>58</b>	<b>16</b>

## NO. 24 ABDUL ADO - RS SENIOR

OPPONENT	GS	PTS	REB	ASST	BLK	STL
vs. Clemson	•	0	7	1	0	0
vs. Liberty	•	14	5	1	1	0
Texas State	•	7	5	1	2	0
North Texas	•	6	9	0	5	2
Jackson State	•	4	8	2	1	0
vs. Dayton	•	2	7	0	0	1
Central Arkansas	•	6	5	0	2	1
Mississippi Valley State	•	4	3	0	1	1
at Georgia	•	5	8	2	3	2
Kentucky	•	5	5	1	4	3
No. 13 Missouri	•	6	7	1	3	0
at Vanderbilt	•	8	8	1	1	0
Texas A&M	•	4	5	0	1	1
Florida	•	11	9	1	3	1
Ole Miss	•	4	9	1	3	1
at No. 18 Alabama	•	6	1	0	3	1
at No. 18 Tennessee	•	6	12	0	1	1
Iowa State	•	0	7	1	0	0
at Arkansas						
at South Carolina						
LSU						
Vanderbilt						
at Auburn						
at Ole Miss						
South Carolina						
Alabama						
at Texas A&M						
<b>TOTALS</b>	<b>18</b>	<b>98</b>	<b>120</b>	<b>13</b>	<b>34</b>	<b>15</b>

# PLAYER CAREER STATS

## NO. 32 QUINTEN POST • 2019-20 • FRESHMAN

OPPONENT	GS	PTS	REB	ASST	BLK	STL
Florida International • FIU	DNP					
Sam Houston State	DNP					
Louisiana-Monroe • ULM		0	0	0	0	0
New Orleans		2	3	0	0	0
vs. Tulane	DNP					
vs. No. 17 Villanova	DNP					
at Coastal Carolina		2	2	0	0	0
Louisiana Tech	DNP					
vs. Kansas State	DNP					
Radford	DNP					
vs. New Mexico State	DNP					
Kent State		3	0	0	1	0
No. 8 Auburn	DNP					
at Alabama	DNP					
at LSU	DNP					
Missouri		0	3	1	0	0
Georgia		2	2	0	0	0
Arkansas	DNP					
at Oklahoma • OU [OKC]	DNP					
at Florida	DNP					
Tennessee		0	0	0	0	0
at No. 15 Kentucky	DNP					
Vanderbilt	DNP					
at Ole Miss	DNP					
at Arkansas	DNP					
South Carolina	DNP					
at Texas A&M	DNP					
Alabama	DNP					
at Missouri	DNP					
at South Carolina	DNP					
Ole Miss		0	2	0	0	0
<b>TOTALS</b>	<b>0</b>	<b>9</b>	<b>12</b>	<b>1</b>	<b>1</b>	<b>0</b>

## NO. 32 QUINTEN POST • 2020-21 • SOPHOMORE

OPPONENT	GS	PTS	REB	ASST	BLK	STL
vs. Clemson		0	0	0	0	0
vs. Liberty	DNP					
Texas State		9	5	3	2	0
North Texas		4	2	0	0	0
Jackson State		0	2	0	0	0
vs. Dayton		6	1	0	0	1
Central Arkansas		2	1	0	0	0
Mississippi Valley State		10	1	1	0	0
at Georgia		0	0	0	2	0
Kentucky		2	2	0	0	0
No. 13 Missouri		0	1	0	0	0
at Vanderbilt		3	3	0	0	0
Texas A&M		5	3	0	1	0
Florida		0	0	0	0	0
Ole Miss	DNP					
at No. 18 Alabama		0	1	0	0	0
at No. 18 Tennessee		5	10	0	2	2
Iowa State		7	6	0	1	1
at Arkansas						
at South Carolina						
LSU						
Vanderbilt						
at Auburn						
at Ole Miss						
South Carolina						
Alabama						
at Texas A&M						
<b>TOTALS</b>	<b>0</b>	<b>53</b>	<b>38</b>	<b>4</b>	<b>8</b>	<b>4</b>

## NO. 35 TOLU SMITH • 2018-19 • FRESHMAN • WESTERN KENTUCKY

OPPONENT	GS	PTS	REB	ASST	BLK	STL
at No. 25 Washington		3	0	0	0	0
UT Martin		6	7	0	0	0
vs. Valparaiso • Valpo		4	2	0	0	0
vs. West Virginia		9	2	1	0	0
vs. Central Florida • UCF		0	2	0	0	0
at Indiana State		0	1	0	0	0
Tennessee State		6	2	1	1	0
at Missouri State		2	0	0	0	0
at Arkansas		6	4	0	0	0
Troy		0	2	0	0	0
at Belmont		6	3	1	0	0
Saint Mary's		4	2	0	2	0
No. 15 Wisconsin		0	0	0	1	0
at Charlotte		4	3	0	2	0
at Old Dominion • ODU		2	1	0	0	0
at Marshall		6	3	0	1	0
Florida International • FIU		6	3	1	0	0
Florida Atlantic • FAU		1	1	1	0	0
Marshall [C-USA]		0	1	0	0	0
at Southern Miss • USM		0	1	0	0	0
at Louisiana Tech		5	9	1	2	0
Texas-San Antonio • UTSA		5	5	0	0	1
Texas-El Paso • UTEP		4	2	0	0	0
at Rice		4	3	0	0	0
at North Texas		4	3	0	0	0
Middle Tennessee		2	1	0	0	0
Alabama-Birmingham • UAB		4	5	0	0	1
at Old Dominion • ODU		4	1	0	0	0
at Alabama-Birmingham • UAB		4	2	0	0	0
Southern Miss • USM		4	3	0	0	0
Texas-San Antonio • UTSA		2	1	1	0	0
vs. North Texas		5	5	1	1	0
vs. Southern Miss • USM		0	4	0	0	1
vs. Old Dominion • ODU		0	0	0	0	0
<b>TOTALS</b>	<b>0</b>	<b>112</b>	<b>89</b>	<b>8</b>	<b>10</b>	<b>3</b>

## NO. 35 TOLU SMITH • 2020-21 • RS SOPHOMORE • MSU

OPPONENT	GS	PTS	REB	ASST	BLK	STL
vs. Clemson	•	12	10	1	2	0
vs. Liberty	•	20	7	1	2	0
Texas State	•	12	5	1	1	0
North Texas	•	12	8	0	1	0
Jackson State	•	19	12	1	0	0
vs. Dayton	•	13	7	0	0	0
Central Arkansas	•	10	10	0	1	0
Mississippi Valley State	•	13	12	2	0	0
at Georgia	•	7	6	3	1	2
Kentucky	•	7	12	2	3	0
No. 13 Missouri	•	15	9	1	1	1
at Vanderbilt	•	18	8	0	1	0
Texas A&M	•	8	6	1	1	0
Florida	•	27	14	0	3	0
Ole Miss	•	10	6	2	0	0
at No. 18 Alabama	•	8	9	2	0	3
at No. 18 Tennessee	•	5	6	0	0	1
Iowa State	•	16	7	2	0	2
at Arkansas						
at South Carolina						
LSU						
Vanderbilt						
at Auburn						
at Ole Miss						
South Carolina						
Alabama						
at Texas A&M						
<b>TOTALS</b>	<b>18</b>	<b>232</b>	<b>154</b>	<b>19</b>	<b>17</b>	<b>9</b>

## NO. 55 KEONDRE MONTGOMERY • FRESHMAN

OPPONENT	GS	PTS	REB	ASST	BLK	STL
vs. Clemson	DNP					
vs. Liberty	DNP					
Texas State		2	0	1	0	0
North Texas	DNP					
Jackson State		0	1	1	0	0
vs. Dayton	DNP					
Central Arkansas		0	0	1	0	0
Mississippi Valley State		5	0	0	0	0
at Georgia	DNP					
Kentucky	DNP					
No. 13 Missouri	DNP					
at Vanderbilt	DNP					
Texas A&M	DNP					
Florida	DNP					
Ole Miss	DNP					
at No. 18 Alabama	DNP					
at No. 18 Tennessee	DNP					
Iowa State		2	1	0	0	0
at Arkansas						
at South Carolina						
LSU						
Vanderbilt						
at Auburn						
at Ole Miss						
South Carolina						
Alabama						
at Texas A&M						
<b>TOTALS</b>	<b>0</b>	<b>9</b>	<b>2</b>	<b>3</b>	<b>0</b>	<b>0</b>

## NO. 21 JUSTIN RUMPH • 2019-20 • JUNIOR

OPPONENT	GS	PTS	REB	ASST	BLK	STL
Florida International • FIU	DNP					
Sam Houston State	DNP					
Louisiana-Monroe • ULM	DNP					
New Orleans	DNP					
vs. Tulane	DNP					
vs. No. 17 Villanova	DNP					
at Coastal Carolina	DNP					
Louisiana Tech	DNP					
vs. Kansas State	DNP					
Radford	DNP					
vs. New Mexico State	DNP					
Kent State	DNP					
No. 8 Auburn	DNP					
at Alabama	DNP					
at LSU	DNP					
Missouri	DNP					
Georgia	DNP					
Arkansas	DNP					
at Oklahoma • OU [OKC]	DNP					
at Florida	DNP					
Tennessee	DNP					
at No. 15 Kentucky	DNP					
Vanderbilt	DNP					
at Ole Miss	DNP					
at Arkansas	DNP					
South Carolina	DNP					
at Texas A&M	DNP					
Alabama	DNP					
at Missouri	DNP					
at South Carolina	DNP					
Ole Miss	DNP					
<b>TOTALS</b>	<b>0</b>	<b>0</b>	<b>0</b>	<b>0</b>	<b>0</b>	<b>0</b>

# **PLAYER CAREER STATS**

## **NO. 21 JUSTIN RUMPH • RS JUNIOR**

OPPONENT	GS	PTS	REB	ASST	BLK	STL
vs. Clemson	DNP					
vs. Liberty	DNP					
Texas State	DNP					
North Texas	DNP					
Jackson State	DNP					
vs. Dayton	DNP					
Central Arkansas	DNP					
Mississippi Valley State		3	1	0	0	0
at Georgia	DNP					
Kentucky	DNP					
No. 13 Missouri	DNP					
at Vanderbilt	DNP					
Texas A&M	DNP					
Florida	DNP					
Ole Miss	DNP					
at No. 18 Alabama	DNP					
at No. 18 Tennessee	DNP					
Iowa State						
at Arkansas						
at South Carolina						
LSU						
Vanderbilt						
at Auburn						
at Ole Miss						
South Carolina						
Alabama						
at Texas A&M						
<b>TOTALS</b>	<b>0</b>	<b>3</b>	<b>0</b>	<b>0</b>	<b>0</b>	<b>0</b>

## **NO. 25 ISAAC STANSBURY • 2019-20 • FRESHMAN**

OPPONENT	GS	PTS	REB	ASST	BLK	STL
Florida International • FIU	DNP					
Sam Houston State	DNP					
Louisiana-Monroe • ULM	DNP					
New Orleans	DNP					
vs. Tulane	DNP					
vs. No. 17 Villanova	DNP					
at Coastal Carolina	DNP					
Louisiana Tech	DNP					
vs. Kansas State	DNP					
Radford	DNP					
vs. New Mexico State	DNP					
Kent State	DNP					
No. 8 Auburn	DNP					
at Alabama	DNP					
at LSU	DNP					
Missouri	DNP					
Georgia	DNP					
Arkansas	DNP					
at Oklahoma • OU [OKC]	DNP					
at Florida	DNP					
Tennessee	DNP					
at No. 15 Kentucky	DNP					
Vanderbilt	DNP					
at Ole Miss	DNP					
at Arkansas	DNP					
South Carolina	DNP					
at Texas A&M	DNP					
Alabama	DNP					
at Missouri	DNP					
at South Carolina	DNP					
Ole Miss	DNP					
<b>TOTALS</b>	<b>0</b>	<b>0</b>	<b>0</b>	<b>0</b>	<b>0</b>	<b>0</b>

## **NO. 25 ISAAC STANSBURY • 2020-21 • SOPHOMORE**

OPPONENT	GS	PTS	REB	ASST	BLK	STL
vs. Clemson	DNP					
vs. Liberty	DNP					
Texas State	DNP					
North Texas	DNP					
Jackson State	DNP					
vs. Dayton	DNP					
Central Arkansas	DNP					
Mississippi Valley State		0	0	1	0	1
at Georgia	DNP					
Kentucky	DNP					
No. 13 Missouri	DNP					
at Vanderbilt	DNP					
Texas A&M	DNP					
Florida	DNP					
Ole Miss	DNP					
at No. 18 Alabama	DNP					
at No. 18 Tennessee	DNP					
Iowa State		0	0	0	0	1
at Arkansas						
at South Carolina						
LSU						
Vanderbilt						
at Auburn						
at Ole Miss						
South Carolina						
Alabama						
at Texas A&M						
<b>TOTALS</b>	<b>0</b>	<b>0</b>	<b>0</b>	<b>1</b>	<b>0</b>	<b>2</b>

## **NO. 30 ANDREW JUNKIN • 2019-20 • RS FRESHMAN**

OPPONENT	GS	PTS	REB	ASST	BLK	STL
Florida International • FIU	DNP					
Sam Houston State	DNP					
Louisiana-Monroe • ULM	DNP					
New Orleans		0	0	0	0	0
vs. Tulane	DNP					
vs. No. 17 Villanova	DNP					
at Coastal Carolina		0	0	0	1	0
Louisiana Tech	DNP					
vs. Kansas State	DNP					
Radford	DNP					
vs. New Mexico State	DNP					
Kent State	DNP					
No. 8 Auburn	DNP					
at Alabama	DNP					
at LSU	DNP					
Missouri		0	0	0	0	0
Georgia	DNP					
Arkansas	DNP					
at Oklahoma • OU [OKC]	DNP					
at Florida	DNP					
Tennessee	DNP					
at No. 15 Kentucky	DNP					
Vanderbilt	DNP					
at Ole Miss	DNP					
at Arkansas	DNP					
South Carolina	DNP					
at Texas A&M	DNP					
Alabama	DNP					
at Missouri	DNP					
at South Carolina	DNP					
Ole Miss	DNP					
<b>TOTALS</b>	<b>0</b>	<b>0</b>	<b>0</b>	<b>0</b>	<b>1</b>	<b>0</b>

## **NO. 30 ANDREW JUNKIN • 2020-21 • RS SOPHOMORE**

OPPONENT	GS	PTS	REB	ASST	BLK	STL
vs. Clemson	DNP					
vs. Liberty	DNP					
Texas State	DNP					
North Texas	DNP					
Jackson State		2	0	0	0	0
vs. Dayton	DNP					
Central Arkansas	DNP					
Mississippi Valley State		0	0	0	0	0
at Georgia	DNP					
Kentucky	DNP					
No. 13 Missouri	DNP					
at Vanderbilt	DNP					
Texas A&M	DNP					
Florida	DNP					
Ole Miss	DNP					
at No. 18 Alabama	DNP					
at No. 18 Tennessee	DNP					
Iowa State		2	0	0	1	0
at Arkansas						
at South Carolina						
LSU						
Vanderbilt						
at Auburn						
at Ole Miss						
South Carolina						
Alabama						
at Texas A&M						
<b>TOTALS</b>	<b>0</b>	<b>4</b>	<b>0</b>	<b>0</b>	<b>1</b>	<b>0</b>

## **NO. 33 REGGIE MORRIS • 2020-21 • FRESHMAN**

OPPONENT	GS	PTS	REB	ASST	BLK	STL
vs. Clemson	DNP					
vs. Liberty	DNP					
Texas State		0	1	0	0	0
North Texas	DNP					
Jackson State		0	0	0	0	0
vs. Dayton	DNP					
Central Arkansas	DNP					
Mississippi Valley State		0	0	1	0	0
at Georgia	DNP					
Kentucky	DNP					
No. 13 Missouri	DNP					
at Vanderbilt	DNP					
Texas A&M	DNP					
Florida	DNP					
Ole Miss	DNP					
at No. 18 Alabama	DNP					
at No. 18 Tennessee	DNP					
Iowa State		0	0	0	0	0
at Arkansas						
at South Carolina						
LSU						
Vanderbilt						
at Auburn						
at Ole Miss						
South Carolina						
Alabama						
at Texas A&M						
<b>TOTALS</b>	<b>0</b>	<b>0</b>	<b>1</b>	<b>1</b>	<b>0</b>	<b>0</b>



# PLAYER SEASON & CAREER HIGHS

## NO. 0 JALEN JOHNSON

2020-21 SEASON		CAREER
15 • Central Arkansas • 12/16/20	PTS	27 • Louisiana-Monroe • ULM • 01/25/20 • ULL
5 • at Georgia • 12/30/20	REB	14 • Murray State • 12/12/17 • SLU
4 • 2x • Last: Kentucky • 01/02/21	FGM	10 • Southeastern Louisiana • 12/03/19 • ULL
3 • 4x • Last: at Vanderbilt • 01/09/21	3-PT FGM	5 • 2x • Last: at Duquesne • 02/28/18 • SLU
6 • 2x • Last: Central Arkansas • 12/16/20	FTM	10 • Louisiana-Monroe • ULM • 01/25/20 • ULL
2 • 3x • Last: Florida • 01/16/21	ASST	3 • Duquesne • 02/11/17 • SLU
1 • 4x • Last: Ole Miss • 01/19/21	BLK	5 • McNeese State • 11/09/19 • ULL
2 • Florida • 01/16/21	STL	3 • 2x • Last: McNeese State • 11/09/19 • ULL
38 • Kentucky • 01/02/21	MIN	40 • 6x • Last: at Texas-Arlington • UTA • 01/30/20 • ULL

## NO. 1 IVERSON MOLINAR

2020-21 SEASON		CAREER
24 • 2x • Last: at Vanderbilt • 01/09/21	PTS	24 • 2x • Last: at Vanderbilt • 01/09/21
8 • at Vanderbilt • 01/09/21	REB	8 • at Vanderbilt • 01/09/21
10 • vs. Dayton • 12/12/20	FGM	10 • vs. Dayton • 12/12/20
5 • Jackson State • 12/08/20	3-PT FGM	5 • Jackson State • 12/08/20
8 • at No. 18 Alabama • 01/23/21	FTM	8 • at No. 18 Alabama • 01/23/21
7 • vs. Dayton • 12/12/20	ASST	7 • vs. Dayton • 12/12/20
1 • 2x • Last: Mississippi Valley State • 12/21/20	BLK	2 • Radford • 12/18/19
4 • at Vanderbilt • 01/09/21	STL	4 • at Vanderbilt • 01/09/21
44 • Kentucky • 01/02/21	MIN	44 • Kentucky • 01/02/21

## NO. 2 JAVIAN DAVIS

2020-21 SEASON		CAREER
11 • Jackson State • 12/08/20	PTS	20 • South Carolina • 02/29/20 • BAMA
8 • 2x • Last: Central Arkansas • 12/16/20	REB	10 • South Carolina • 02/29/20 • BAMA
3 • 2x • Last: Central Arkansas • 12/16/20	FGM	6 • Florida Atlantic • FAU • 11/11/19 • BAMA
1 • 2x • Last: Jackson State • 12/08/20	3-PT FGM	1 • 4x • Last: Jackson State • 12/08/20 • MSU
8 • Jackson State • 12/08/20	FTM	11 • South Carolina • 02/29/20 • BAMA
2 • 2x • Last: Kentucky • 01/02/21	ASST	2 • 4x • Last: Kentucky • 01/02/21 • MSU
1 • 5x • Last: Iowa State • 01/30/21	BLK	3 • 2x • Last: Arkansas • 02/01/20 • BAMA
2 • Ole Miss • 01/19/21	STL	3 • vs. Southern Miss • USM • 11/29/19 • BAMA
27 • Kentucky • 01/02/21	MIN	31 • South Carolina • 02/29/20 • BAMA

## NO. 3 D.J. STEWART JR.

2020-21 SEASON		CAREER
32 • vs. Dayton • 12/12/20	PTS	32 • vs. Dayton • 12/12/20
7 • at Georgia • 12/30/20	REB	8 • at Oklahoma • 01/25/20
13 • vs. Dayton • 12/12/20	FGM	13 • vs. Dayton • 12/12/20
5 • Texas State • 11/30/20	3-PT FGM	5 • Texas State • 11/30/20
8 • Kentucky • 01/02/21	FTM	8 • Kentucky • 01/02/21
5 • 2x • Last: Iowa State • 01/30/21	ASST	5 • 3x • Last: Iowa State • 01/30/21
2 • Texas A&M • 01/13/21	BLK	2 • 3x • Last: Texas A&M • 01/13/21
4 • at No. 18 Alabama • 01/23/21	STL	4 • at No. 18 Alabama • 01/23/21
47 • 2x • Last: Kentucky • 01/02/21	MIN	47 • 2x • Last: Kentucky • 01/02/21

## NO. 4 CAMERON MATTHEWS

2020-21 SEASON		CAREER
8 • vs. Clemson • 11/25/20	PTS	8 • vs. Clemson • 11/25/20
7 • at No. 18 Alabama • 01/23/21	REB	7 • at No. 18 Alabama • 01/23/21
3 • 2x • Last: at No. 18 Alabama • 01/23/21	FGM	3 • 2x • Last: at No. 18 Alabama • 01/23/21
2 • vs. Clemson • 11/25/20	3-PT FGM	2 • vs. Clemson • 11/25/20
2 • 2x • Last: Iowa State • 01/30/21	FTM	2 • 2x • Last: Iowa State • 01/30/21
5 • Texas State • 11/30/20	ASST	5 • Texas State • 11/30/20
1 • 7x • Last: Iowa State • 01/30/21	BLK	1 • 7x • Last: Iowa State • 01/30/21
3 • vs. Clemson • 11/25/20	STL	3 • vs. Clemson • 11/25/20
36 • vs. Dayton • 12/12/20	MIN	36 • vs. Dayton • 12/12/20

## NO. 5 DEIVON SMITH

2020-21 SEASON		CAREER
13 • at Georgia • 12/30/20	PTS	13 • at Georgia • 12/30/20
7 • Mississippi Valley State • 12/21/20	REB	7 • Mississippi Valley State • 12/21/20
5 • Iowa State • 01/30/21	FGM	5 • Iowa State • 01/30/21
3 • at Georgia • 12/30/20	3-PT FGM	3 • at Georgia • 12/30/20
3 • Jackson State • 12/08/20	FTM	3 • Jackson State • 12/08/20
9 • Iowa State • 01/30/21	ASST	9 • Iowa State • 01/30/21
1 • 3x • Last: at Georgia • 12/30/20	BLK	1 • 3x • Last: at Georgia • 12/30/20
2 • 5x • Last: Texas A&M • 01/13/21	STL	2 • 5x • Last: Texas A&M • 01/13/21
29 • 3x • Last: Texas State • 11/30/20	MIN	29 • 3x • Last: Texas State • 11/30/20

## NO. 11 ANDERSSON GARCIA

2020-21 SEASON		CAREER
5 • Iowa State • 01/30/21	PTS	5 • Iowa State • 01/30/21
3 • Texas State • 11/30/20	REB	3 • Texas State • 11/30/20
2 • Iowa State • 01/30/21	FGM	2 • Iowa State • 01/30/21
1 • 2x • Last: Iowa State • 01/30/21	3-PT FGM	1 • 2x • Last: Iowa State • 01/30/21
	FTM	
2 • Iowa State • 01/30/21	ASST	2 • Iowa State • 01/30/21
1 • Jackson State • 12/08/20	BLK	1 • Jackson State • 12/08/20
1 • 3x • Last: Iowa State • 01/30/21	STL	1 • 3x • Last: Iowa State • 01/30/21
7 • 2x • Last: Iowa State • 01/30/21	MIN	7 • 2x • Last: Iowa State • 01/30/21

## NO. 20 DEREK FOUNTAIN

2020-21 SEASON		CAREER
7 • Iowa State • 01/30/21	PTS	7 • Iowa State • 01/30/21
2 • Mississippi Valley State • 12/21/20	REB	2 • Mississippi Valley State • 12/21/20
3 • Iowa State • 01/30/21	FGM	3 • Iowa State • 01/30/21
1 • Iowa State • 01/30/21	3-PT FGM	1 • Iowa State • 01/30/21
	FTM	
	ASST	
	BLK	
	STL	
5 • Iowa State • 01/30/21	MIN	5 • Iowa State • 01/30/21

## NO. 24 ABDUL ADO

2020-21 SEASON		CAREER
14 • vs. Liberty • 11/26/20	PTS	19 • at Texas A&M • 02/20/18
12 • at No. 18 Tennessee • 01/26/21	REB	13 • Little Rock • 12/20/17
5 • 2x • Last: Florida • 01/16/21	FGM	8 • at Texas A&M • 02/20/18
	3-PT FGM	
4 • 2x • Last: No. 13 Missouri • 01/05/2021	FTM	7 • Radford • 12/18/19
2 • 2x • Last: at Georgia • 12/30/20	ASST	3 • vs. Southern Miss • 12/23/17
5 • North Texas • 12/04/20	BLK	9 • No. 8 Auburn • 01/04/20
3 • Kentucky • 01/02/21	STL	4 • at No. 25 Cincinnati • 12/12/17
36 • Ole Miss • 01/19/21	MIN	37 • 2x • Last: at South Carolina • 03/03/20

## NO. 32 QUINTEN POST

2020-21 SEASON		CAREER
10 • Mississippi Valley State • 12/21/20	PTS	10 • Mississippi Valley State • 12/21/20
10 • at No. 18 Tennessee • 01/26/21	REB	10 • at No. 18 Tennessee • 01/26/21
4 • 2x • Last: Mississippi Valley State • 12/21/20	FGM	4 • 2x • Last: Mississippi Valley State • 12/21/20
2 • vs. Dayton • 12/12/20	3-PT FGM	2 • vs. Dayton • 12/12/20
2 • Mississippi Valley State • 12/21/20	FTM	2 • 2x • Last: Mississippi Valley State • 12/21/20
3 • Texas State • 11/30/20	ASST	3 • Texas State • 11/30/20
2 • 3x • Last: at No. 18 Tennessee • 01/26/21	BLK	2 • 3x • Last: at No. 18 Tennessee • 01/26/21
2 • at No. 18 Tennessee • 01/26/21	STL	2 • at No. 18 Tennessee • 01/26/21
16 • 3x • Last: Iowa State • 01/30/21	MIN	16 • 3x • Last: Iowa State • 01/30/21

## NO. 35 TOLU SMITH

2020-21 SEASON		CAREER
27 • Florida • 01/16/21	PTS	27 • Florida • 01/16/21
14 • Florida • 01/16/21	REB	14 • Florida • 01/16/21
11 • Florida • 01/16/21	FGM	11 • Florida • 01/16/21
	3-PT FGM	
6 • 3x • Last: Texas State • 11/30/20	FTM	6 • 3x • Last: Texas State • 11/30/20
3 • at Georgia • 12/30/20	ASST	3 • at Georgia • 12/30/20
3 • 2x • Last: Florida • 01/16/21	BLK	3 • 2x • Last: Florida • 01/16/21
3 • at No. 18 Alabama • 01/23/21	STL	3 • at No. 18 Alabama • 01/23/21
38 • Texas A&M • 01/13/21	MIN	38 • Texas A&M • 01/13/21

## NO. 55 KEONDRÉ MONTGOMERY

2020-21 SEASON		CAREER
5 • Mississippi Valley State • 12/21/20	PTS	5 • Mississippi Valley State • 12/21/20
1 • 2x • Last: Iowa State • 01/30/21	REB	1 • 2x • Last: Iowa State • 01/30/21
2 • Mississippi Valley State • 12/21/20	FGM	2 • Mississippi Valley State • 12/21/20
1 • Mississippi Valley State • 12/21/20	3-PT FGM	1 • Mississippi Valley State • 12/21/20
	FTM	
1 • 3x • Last: Central Arkansas • 12/16/20	ASST	1 • 3x • Last: Central Arkansas • 12/16/20
	BLK	
	STL	
7 • Iowa State • 01/30/21	MIN	7 • Iowa State • 01/30/21



# #0 Jalen Johnson

Forward • 6-6 • 210 • R SR • TR • Baton Rouge, Louisiana • University Lab School • Louisiana-Lafayette

## 2020-21 OVERALL

PPG 6.2    RPG 2.1    APG 0.5    SPG 0.4    BPG 0.2

## 2020-21 SEC GAMES

PPG 5.7    RPG 1.9    APG 0.6    SPG 0.7    BPG 0.2

### J. JOHNSON'S SEASON/CAREER HIGHS

#### POINTS

Season 15 • Central Arkansas • 12/16/2020  
Career 27 • Louisiana-Monroe • ULM • 01/25/2020    ULL

#### REBOUNDS

Season 5 • at Georgia • 12/30/2020  
Career 14 • Murray State • 12/12/2017    SLU

#### FIELD GOALS MADE

Season 4 • Kentucky • 01/02/2021  
4 • Mississippi Valley State • 12/21/2020  
Career 10 • Southeastern Louisiana • 12/03/2019    ULL

#### 3-POINT FIELD GOALS MADE

Season 3 • at Vanderbilt • 01/09/2021  
3 • Kentucky • 01/02/2021  
3 • at Georgia • 12/30/2020  
3 • Central Arkansas • 12/16/2020  
Career 5 • at Duquesne • 02/28/2018    SLU  
5 • at George Mason • 01/14/2017    SLU

#### FREE THROWS MADE

Season 6 • Central Arkansas • 12/16/2020  
6 • North Texas • 12/04/2020  
Career 10 • Louisiana-Monroe • ULM • 01/25/2020    ULL

#### ASSISTS

Season 2 • Florida • 01/16/2021  
2 • Kentucky • 01/02/2021  
2 • vs. Liberty • 11/26/2020  
Career 3 • Duquesne • 02/11/2017    SLU

#### BLOCKS

Season 1 • 4x • Last: Ole Miss • 01/19/2021  
Career 5 • McNeese State • 11/09/2019    ULL

#### STEALS

Season 2 • Florida • 01/16/2021  
Career 3 • McNeese State • 11/09/2019    ULL  
3 • North Carolina A&T • 02/04/2017    SLU

#### MINUTES

Season 38 • Kentucky • 01/02/2021  
Career 40 • 6x • Last: at Texas-Arlington • UTA • 01/30/2020

### J. JOHNSON'S TOP SCORING PERFORMANCES

RK	PTS	OPPONENT	DATE • SCHOOL
1	27	Louisiana-Monroe • ULM	01/25/2020 • ULL
2	26	Southeastern Louisiana	12/03/2019 • ULL
2	26	Little Rock • UALR	12/21/2019 • ULL
4	24	Detroit	11/22/2017 • SLU
5	23	Texas-Arlington • UTA	01/16/2020 • ULL
6	22	Loyola • New Orleans	11/05/2019 • ULL
7	21	at Georgia Southern [SBC-T]	03/09/2020 • ULL
21	21	at Texas Christian • TCU	11/12/2019 • ULL
21	21	McNeese State	11/09/2019 • ULL
10	20	at Troy	02/15/2020 • ULL
20	20	George Washington • GW	02/24/2018 • SLU

### J. JOHNSON'S GAME-BY-GAME STATISTICS • 2020-21

DATE • OPPONENT	GS	MIN	FG	3FG	FT	REB • O-D-T	PF/D	AST	TO	BLK	STL	PTS
11/25 • vs. Clemson		19	2-4	1-2	0-0	1 • 1 • 2	0	1	1	0	0	5
11/26 • vs. Liberty		20	3-5	1-3	0-0	0 • 4 • 4	1	2	1	0	0	7
11/30 • Texas State		22	2-9	2-7	0-0	0 • 4 • 4	0	1	0	0	0	6
12/04 • North Texas		16	2-4	0-2	6-7	0 • 2 • 2	2	0	1	0	0	10
12/08 • Jackson State		13	1-4	1-2	0-0	0 • 2 • 2	0	0	0	1	0	3
12/12 • vs. Dayton		6	0-0	0-0	0-0	0 • 0 • 0	0	0	0	0	0	0
12/16 • Central Arkansas • UCA	•	29	3-8	3-5	6-6	0 • 3 • 3	1	0	0	1	0	15
12/21 • Mississippi Valley State	•	24	4-7	2-5	0-0	1 • 2 • 3	0	0	1	0	1	10
12/30 • at Georgia [SEC]	•	31	3-11	3-9	3-4	1 • 4 • 5	1	0	0	0	0	12
01/02 • Kentucky [SEC]	•	38	4-6	3-5	3-4	1 • 1 • 2	1	2	0	0	0	14
01/05 • No. 13/13 Missouri [SEC]	•	22	1-2	1-2	0-0	1 • 1 • 2	0	0	0	0	0	3
01/09 • at Vanderbilt [SEC]	•	26	3-5	3-4	1-2	0 • 2 • 2	3	0	2	1	1	10
01/13 • Texas A&M [SEC]	•	20	2-6	1-3	1-2	1 • 1 • 2	2	1	1	0	1	6
01/16 • Florida [SEC]	•	19	1-4	0-2	1-2	0 • 0 • 0	0	2	1	0	2	3
01/19 • Ole Miss [SEC]	•	17	1-5	1-3	0-0	0 • 3 • 3	0	0	1	1	1	3
01/23 • at No. 18/16 Alabama [SEC]	•	4	0-0	0-0	0-0	0 • 0 • 0	1	0	1	0	0	0
01/26 • at No. 18/17 Tennessee [SEC]		8	0-2	0-2	0-0	0 • 1 • 1	0	0	0	0	1	0
01/30 • Iowa State [SEC/Big 12]		17	2-5	1-3	0-1	0 • 0 • 0	3	0	1	0	0	5
02/02 • at Arkansas [SEC]												
02/06 • at South Carolina [SEC]												
02/10 • LSU [SEC]												
02/13 • Vanderbilt [SEC]												
02/16 • at Auburn [SEC]												
02/20 • at Ole Miss [SEC]												
02/24 • South Carolina [SEC]												
02/27 • Alabama [SEC]												
03/03 • at Texas A&M [SEC]												

J. JOHNSON'S STANDOUT PERFORMANCES	16-17 • FR • SLU	17-18 • SO • SLU	19-20 • JR • ULL	20-21 • SR • MSU	CAREER
10+ Points	8	16	28	6	58
20+ Points	-	2	9	-	11
Led MSU in Scoring	-	-	-	-	0
5+ Rebounds	12	9	25	1	47
10+ Rebounds	3	1	6	-	10
Double-Doubles	2	1	6	-	9
20+PTS • 10+ REB	-	-	1	-	1
Led MSU in Rebounding	-	-	-	-	0
5+ Field Goals Made	4	6	21	-	31
10+ Field Goals Made	-	-	1	-	1
2+ 3-Point Field Goals Made	9	17	12	6	44
5+ 3-Point Field Goals Made	1	1	-	-	2
5+ Free Throws Made	4	4	11	2	21
10+ Free Throws Made	-	-	1	-	1
2+ Assists	6	6	6	3	21
5+ Assists	-	-	-	-	0
2+ Blocks	4	4	5	-	13
5+ Blocks	-	-	1	-	1
2+ Steals	6	2	6	1	15
5+ Steals	-	-	-	-	0

### J. JOHNSON'S CAREER STATISTICS

YEAR	GP-GS	MIN • AVG	FG-FGA	PCT	THREE-POINT	FG-FGA	PCT	FT-FTA	PCT	REBOUND	OFF-DEF-TOT	AVG	PF-FO	AST	TO	BLK	STL	PTS • AVG	SCHOOL
2016-17	33-18	791 • 24.0	85-213	39.9	35-96	36.5	44-60	73.3		47-102-149	4.5	88-3	25	44	17	23		249 • 7.5	SAINT LOUIS
2017-18	33-24	896 • 27.2	91-217	41.9	52-132	39.4	67-86	77.9		30-97-127	3.8	76-1	22	42	21	12		301 • 9.1	SAINT LOUIS
2019-20	33-33	1119 • 33.9	172-402	42.8	46-159	28.9	121-146	82.9		73-146-219	6.6	83-0	25	62	21	25		511 • 15.5	LOUISIANA-LAFAYETTE
2020-21	18-10	350 • 19.5	34-87	39.1	23-59	39.0	21-28	75.0		6-31-37	2.1	15-0	9	11	4	7		112 • 6.2	MSU
TOTALS	117-85	3156 • 27.0	382-919	41.6	156-446	35.0	253-320	79.1		156-376-532	4.5	262-4	81	159	63	67		1173 • 10.0	



# #1 Iverson Molinar

Guard • 6-3 • 190 • 50 • 1L • Panama City, Panama • Veritas Prep - California

## 2020-21 OVERALL

PPG 17.6    RPG 4.1    APG 2.9    SPG 1.3    BPG 0.1

## 2020-21 SEC GAMES

PPG 17.3    RPG 4.2    APG 2.6    SPG 1.2    BPG 0.0

### I. MOLINAR'S SEASON/CAREER HIGHS

#### POINTS

Season 24 • at Vanderbilt • 01/09/2021  
24 • at Georgia • 12/30/2020  
Career 24 • 2x • Last: at Vanderbilt • 01/09/2021

#### REBOUNDS

Season 8 • at Vanderbilt • 01/09/2021  
Career 8 • at Vanderbilt • 01/09/2021

#### FIELD GOALS MADE

Season 10 • vs. Dayton • 12/12/2020  
Career 10 • vs. Dayton • 12/12/2020

#### 3-POINT FIELD GOALS MADE

Season 5 • Jackson State • 12/08/2020  
Career 5 • Jackson State • 12/08/2020

#### FREE THROWS MADE

Season 8 • at No. 18 Alabama • 01/23/2021  
Career 8 • at No. 18 Alabama • 01/23/2021

#### ASSISTS

Season 7 • vs. Dayton • 12/12/2020  
Career 7 • vs. Dayton • 12/12/2020

#### BLOCKS

Season 1 • Mississippi Valley State • 12/21/2020  
1 • vs. Dayton • 12/12/2020  
Career 2 • Radford • 12/18/2019

#### STEALS

Season 4 • at Vanderbilt • 01/09/2021  
Career 4 • at Vanderbilt • 01/09/2021

#### MINUTES

Season 44 • Kentucky • 01/02/2021  
Career 44 • Kentucky • 01/02/2021

### I. MOLINAR'S TOP SCORING PERFORMANCES

RK	PTS	OPPONENT	DATE
1	24	at Vanderbilt	01/09/2021
	24	at Georgia	12/30/2020
3	21	Jackson State	12/08/2020
	21	vs. Tulane	11/21/2019
5	20	Iowa State	01/30/2021
	20	No. 13 Missouri	01/05/2021
	20	vs. Dayton	12/12/2020
8	19	at No. 18 Alabama	01/23/2021
9	18	Mississippi Valley State	12/21/2020
10	17	Kentucky	01/02/2021

### I. MOLINAR'S GAME-BY-GAME STATISTICS • 2020-21

DATE • OPPONENT	GS	MIN	FG	3FG	FT	REB • O-D-T	PF/D	AST	TO	BLK	STL	PTS
11/25 • vs. Clemson	DNP											
11/26 • vs. Liberty	DNP											
11/30 • Texas State	DNP											
12/04 • North Texas	•	29	5-9	1-2	4-6	1 • 4 • 5	2	2	1	0	1	15
12/08 • Jackson State	•	29	8-12	5-7	0-0	0 • 5 • 5	2	4	2	0	1	21
12/12 • vs. Dayton	•	43	10-23	0-5	0-0	1 • 2 • 3	3	7	2	1	2	20
12/16 • Central Arkansas • UCA	•	26	5-13	2-4	2-4	1 • 2 • 3	3	1	3	0	2	14
12/21 • Mississippi Valley State	•	27	6-10	2-3	4-4	1 • 4 • 5	0	5	0	1	2	18
12/30 • at Georgia [SEC]	•	26	8-14	4-6	4-4	0 • 3 • 3	3	3	3	0	0	24
01/02 • Kentucky [SEC]	•	44	8-21	1-3	0-0	1 • 4 • 5	2	5	4	0	1	17
01/05 • No. 13/13 Missouri [SEC]	•	34	7-16	1-1	5-5	0 • 3 • 3	1	2	2	0	0	20
01/09 • at Vanderbilt [SEC]	•	37	9-11	0-0	6-9	0 • 8 • 8	2	1	4	0	4	24
01/13 • Texas A&M [SEC]	•	38	6-11	1-1	3-4	0 • 2 • 2	2	4	3	0	1	16
01/16 • Florida [SEC]	•	35	5-13	1-1	2-2	0 • 6 • 6	2	3	5	0	0	13
01/19 • Ole Miss [SEC]	•	34	3-10	0-2	1-2	0 • 6 • 6	1	3	2	0	1	7
01/23 • at No. 18/16 Alabama [SEC]	•	35	5-19	1-4	8-8	0 • 2 • 2	0	1	1	0	3	19
01/26 • at No. 18/17 Tennessee [SEC]	•	24	6-12	2-3	2-2	0 • 3 • 3	3	1	2	0	1	16
01/30 • Iowa State [SEC/Big 12]	•	26	8-13	2-3	2-3	0 • 3 • 3	1	1	2	0	0	20
02/02 • at Arkansas [SEC]												
02/06 • at South Carolina [SEC]												
02/10 • LSU [SEC]												
02/13 • Vanderbilt [SEC]												
02/16 • at Auburn [SEC]												
02/20 • at Ole Miss [SEC]												
02/24 • South Carolina [SEC]												
02/27 • Alabama [SEC]												
03/03 • at Texas A&M [SEC]												

I. MOLINAR'S STANDOUT PERFORMANCES	19-20 • FR	20-21 • SO	CAREER
10+ Points	5	14	19
20+ Points	1	6	7
Led MSU in Scoring	1	7	8
5+ Rebounds	-	7	7
10+ Rebounds	-	-	0
Double-Doubles	-	-	0
20+PTS • 5+ REB	-	2	2
Led MSU in Rebounding	-	1	1
5+ Field Goals Made	3	14	17
10+ Field Goals Made	-	1	1
2+ 3-Point Field Goals Made	3	6	9
5+ 3-Point Field Goals Made	-	1	1
5+ Free Throws Made	1	3	4
10+ Free Throws Made	-	-	0
2+ Assists	10	10	20
5+ Assists	2	3	5
2+ Blocks	1	-	1
5+ Blocks	-	-	0
2+ Steals	1	5	6
5+ Steals	-	-	0

### I. MOLINAR'S • SEC RANKINGS

	ALL • SEC	ALL • SEC
Points	17.6 • 17.3	3rd • 6th
Field Goal Percentage	47.8 • 44.9	7th • 9th
Free Throw Percentage	81.1 • 86.1	9th • 5th
Assist-to-Turnover	1.2	10th • NR
Defensive Rebounds	4.1	NR • 15th

### I. MOLINAR'S CAREER STATISTICS

YEAR	GP-GS	MIN • AVG	FG-FGA	PCT	THREE-POINT		FT-FTA	PCT	REBOUND		PF-FO	AST	TO	BLK	STL	PTS • AVG
					FG-FGA	PCT			OFF-DEF-TOT	AVG						
2019-20	31-8	476 • 15.4	64-131	48.9	13-35	37.1	43-56	76.8	8-24-32	1.0	47-1	40	32	4	8	184 • 5.9
2020-21	15-15	488 • 32.5	99-207	47.8	23-45	51.1	43-53	81.1	5-57-62	4.1	27-0	43	36	2	19	264 • 17.6
TOTALS	46-23	964 • 21.0	163-338	48.2	36-80	45.0	86-109	78.9	13-81-94	2.0	74-1	83	68	6	27	448 • 9.7



# #2 Javian Davis

Forward • 6-9 • 245 • R SO • TR • Canton, Mississippi • Canton HS • Alabama

## 2020-21 OVERALL

PPG 3.6    RPG 4.9    APG 0.6    SPG 0.5    BPG 0.4

## 2020-21 SEC GAMES

PPG 2.2    RPG 3.6    APG 0.8    SPG 0.6    BPG 0.4

### J. DAVIS' SEASON/CAREER HIGHS

#### POINTS

Season 11 • Jackson State • 12/08/2020  
Career 20 • South Carolina • 02/29/2020    BAMA

#### REBOUNDS

Season 8 • Central Arkansas • 12/16/2020  
8 • Texas State • 11/30/2020  
Career 10 • South Carolina • 02/29/2020    BAMA

#### FIELD GOALS MADE

Season 3 • Central Arkansas • 12/16/2020  
3 • Texas State • 11/30/2020  
Career 6 • Florida Atlantic • FAU • 11/11/2019    BAMA

#### 3-POINT FIELD GOALS MADE

Season 1 • 2x • Last: Jackson State • 12/08/2020  
Career 1 • Jackson State • 12/08/2020    MSU  
1 • Texas State • 11/30/2020    MSU  
1 • South Carolina • 02/29/2020    BAMA  
1 • at Ole Miss • 02/22/2020    BAMA  
2x BAMA • 2x MSU

#### FREE THROWS MADE

Season 8 • Jackson State • 12/08/2020  
Career 11 • South Carolina • 02/29/2020    BAMA

#### ASSISTS

Season 2 • 2x • Last: Kentucky • 01/02/2021  
Career 2 • Kentucky • 01/02/2021    MSU  
2 • vs. Liberty • 11/26/2020    MSU  
2 • vs. Iowa State • 11/28/2019    BAMA  
2 • Florida Atlantic • FAU • 11/11/2019    BAMA  
2x BAMA • 2x MSU

#### BLOCKS

Season 1 • 5x • Last: Iowa State • 01/30/2021  
Career 3 • Arkansas • 02/01/2020    BAMA  
3 • at Vanderbilt • 01/22/2020    BAMA

#### STEALS

Season 2 • Ole Miss • 01/19/2021  
Career 3 • vs. Southern Miss • USM • 11/29/2019    BAMA

#### MINUTES

Season 27 • Kentucky • 01/02/2021  
Career 31 • South Carolina • 02/29/2020    BAMA

### J. DAVIS' TOP SCORING PERFORMANCES

RK	PTS	OPPONENT	DATE • SCHOOL
1	20	South Carolina	02/29/2020 • BAMA
2	19	Florida Atlantic • FAU	11/11/2019 • BAMA
3	13	at Georgia	02/08/2020 • BAMA
4	12	vs. Belmont	12/21/2019 • BAMA
5	11	Jackson State	12/08/2020 • MSU
	11	Arkansas	02/01/2020 • BAMA
	11	Stephen F. Austin • SFA	12/06/2019 • BAMA
	11	at Rhode Island • URI	11/15/2019 • BAMA
9	10	at Ole Miss	02/22/2020 • BAMA
	10	Furman	11/19/2019 • BAMA

### J. DAVIS' GAME-BY-GAME STATISTICS • 2020-21

DATE • OPPONENT	GS	MIN	FG	3FG	FT	REB • O-D-T	PF/D	AST	TO	BLK	STL	PTS
11/25 • vs. Clemson		24	1-6	0-3	1-8	2 • 5 • 7	3	0	1	0	1	3
11/26 • vs. Liberty		12	0-2	0-1	0-0	1 • 2 • 3	2	2	0	0	0	0
11/30 • Texas State		19	3-5	1-2	0-0	3 • 5 • 8	5/D	0	1	1	0	7
12/04 • North Texas		15	1-2	0-1	0-0	1 • 2 • 3	3	1	1	1	0	2
12/08 • Jackson State		18	1-2	1-2	8-14	4 • 1 • 5	4	1	2	0	1	11
12/12 • vs. Dayton		26	1-7	0-2	0-4	4 • 3 • 7	1	0	2	0	1	2
12/16 • Central Arkansas • UCA		22	3-6	0-0	3-4	3 • 5 • 8	1	0	0	0	0	9
12/21 • Mississippi Valley State		13	1-3	0-2	2-2	1 • 2 • 3	3	1	3	0	1	4
12/30 • at Georgia [SEC]		9	1-1	0-0	0-0	2 • 2 • 4	3	1	1	0	0	2
01/02 • Kentucky [SEC]		27	2-5	0-1	1-2	2 • 5 • 7	1	2	2	0	1	5
01/05 • No. 13/13 Missouri [SEC]	DNP											
01/09 • at Vanderbilt [SEC]	DNP											
01/13 • Texas A&M [SEC]	DNP											
01/16 • Florida [SEC]	DNP											
01/19 • Ole Miss [SEC]		9	1-1	0-0	0-2	1 • 1 • 2	0	1	0	1	2	2
01/23 • at No. 18/16 Alabama [SEC]		13	1-2	0-0	0-2	2 • 2 • 4	1	0	0	1	0	2
01/26 • at No. 18/17 Tennessee [SEC]		5	0-1	0-0	0-0	0 • 1 • 1	2	0	1	0	0	0
01/30 • Iowa State [SEC/Big 12]		13	1-3	0-0	0-1	1 • 5 • 6	3	0	0	1	0	2
02/02 • at Arkansas [SEC]												
02/06 • at South Carolina [SEC]												
02/10 • LSU [SEC]												
02/13 • Vanderbilt [SEC]												
02/16 • at Auburn [SEC]												
02/20 • at Ole Miss [SEC]												
02/24 • South Carolina [SEC]												
02/27 • Alabama [SEC]												
03/03 • at Texas A&M [SEC]												

### J. DAVIS' STANDOUT PERFORMANCES

	19-20 • FR • BAMA	20-21 • SO • MSU	CAREER
10+ Points	9	1	10
20+ Points	1	-	1
Led MSU in Scoring	-	-	0
5+ Rebounds	10	7	17
10+ Rebounds	1	-	1
Double-Doubles	1	-	1
20+PTS • 10+ REB	1	-	1
Led MSU in Rebounding	-	2	2
5+ Field Goals Made	3	-	3
10+ Field Goals Made	-	-	0
2+ 3-Point Field Goals Made	-	-	0
5+ 3-Point Field Goals Made	-	-	0
5+ Free Throws Made	6	1	7
10+ Free Throws Made	1	-	1
2+ Assists	2	2	4
5+ Assists	-	-	0
2+ Blocks	3	-	3
5+ Blocks	-	-	0
2+ Steals	4	1	5
5+ Steals	-	-	0

### J. DAVIS' CAREER STATISTICS

YEAR	GP-GS	MIN • AVG	FG-FGA	PCT	THREE-POINT FG-FGA	PCT	FT-FTA	PCT	REBOUND OFF-DEF-TOT	AVG	PF-FO	AST	TO	BLK	STL	PTS • AVG	SCHOOL
2019-20	31-14	494 • 15.9	60-101	59.4	2-8	25.0	64-104	61.5	46-72-118	3.8	76-5	14	34	13	19	186 • 6.0	ALABAMA
2020-21	14-0	225 • 16.1	17-46	37.0	2-14	14.3	15-39	38.5	27-41-68	4.9	32-1	9	14	5	7	51 • 3.6	MSU
TOTALS	45-14	719 • 16.0	77-147	52.4	4-22	18.2	79-143	55.2	73-113-186	4.1	108-6	23	48	18	26	237 • 5.3	





# #3 D.J. Stewart Jr.

Guard • 6-6 • 205 • R SO • 1L • Grace, Mississippi • Riverside HS

## 2020-21 OVERALL

PPG 17.6    RPG 3.3    APG 2.5    SPG 1.2    BPG 0.2

## 2020-21 SEC GAMES

PPG 17.0    RPG 3.4    APG 2.6    SPG 1.6    BPG 0.3

### D.J. STEWART JR'S SEASON/CAREER HIGHS

#### POINTS

Season 32 • vs. Dayton • 12/12/2020  
Career 32 • vs. Dayton • 12/12/2020

#### REBOUNDS

Season 7 • at Georgia • 12/30/2020  
Career 8 • at Oklahoma • OU • 01/25/2020

#### FIELD GOALS MADE

Season 13 • vs. Dayton • 12/12/2020  
Career 13 • vs. Dayton • 12/12/2020

#### 3-POINT FIELD GOALS MADE

Season 5 • Texas State • 11/30/2020  
Career 5 • Texas State • 11/30/2020

#### FREE THROWS MADE

Season 8 • Kentucky • 01/02/2021  
Career 8 • Kentucky • 01/02/2021

#### ASSISTS

Season 5 • 2x • Last: Iowa State • 01/30/2021  
Career 5 • Iowa State • 01/30/2021  
5 • Central Arkansas • 12/16/2020  
5 • at Texas A&M • 02/22/2020

#### BLOCKS

Season 2 • Texas A&M • 01/13/2021  
Career 2 • Texas A&M • 01/13/2021  
2 • Arkansas • 01/22/2020  
2 • at Coastal Carolina • 11/24/2019

#### STEALS

Season 4 • at No. 18 Alabama • 01/23/2021  
Career 4 • at No. 18 Alabama • 01/23/2021

#### MINUTES

Season 47 • Kentucky • 01/02/2021  
47 • vs. Dayton • 12/12/2020  
Career 47 • 2x • Last: Kentucky • 01/02/2021

### D.J. STEWART JR'S TOP SCORING PERFORMANCES

RK	PTS	OPPONENT	DATE
1	32	vs. Dayton	12/12/2020
2	27	at No. 18 Alabama	01/23/2021
3	24	No. 13 Missouri	01/05/2021
4	23	Texas State	11/30/2020
5	20	vs. Liberty	11/26/2020
	20	Tennessee	02/01/2020
7	19	Kentucky	01/02/2021
8	18	Ole Miss	01/19/2021
	18	at Georgia	12/30/2020
10	17	Iowa State	01/30/2021
	17	Central Arkansas	12/16/2020

### D.J. STEWART JR'S GAME-BY-GAME STATISTICS • 2020-21

DATE • OPPONENT	GS	MIN	FG	3FG	FT	REB • O-D-T	PF/D	AST	TO	BLK	STL	PTS
11/25 • vs. Clemson	•	38	5-18	1-3	1-3	3 • 3 • 6	2	2	6	0	2	12
11/26 • vs. Liberty	•	37	8-15	1-3	3-4	1 • 2 • 3	2	4	4	0	0	20
11/30 • Texas State	•	30	9-14	5-6	0-0	0 • 3 • 3	2	2	5	0	0	23
12/04 • North Texas	•	34	6-18	0-3	4-6	0 • 3 • 3	0	0	0	0	1	16
12/08 • Jackson State	•	28	3-8	1-2	4-4	0 • 0 • 0	2	2	1	0	0	11
12/12 • vs. Dayton	•	47	13-22	3-5	3-5	0 • 2 • 2	0	2	3	0	0	32
12/16 • Central Arkansas • UCA	•	35	7-13	3-5	0-0	0 • 6 • 6	2	5	2	0	1	17
12/21 • Mississippi Valley State	•	28	5-8	3-4	2-6	0 • 3 • 3	1	0	2	0	1	15
12/30 • at Georgia [SEC]	•	34	8-20	2-7	0-1	2 • 5 • 7	1	2	1	0	0	18
01/02 • Kentucky [SEC]	•	47	5-16	1-5	8-10	0 • 5 • 5	1	4	3	0	2	19
01/05 • No. 13/13 Missouri [SEC]	•	37	10-14	0-1	4-4	0 • 3 • 3	0	4	4	0	3	24
01/09 • at Vanderbilt [SEC]	•	34	5-11	0-0	6-7	0 • 2 • 2	3	3	1	0	1	16
01/13 • Texas A&M [SEC]	•	37	3-14	1-6	2-2	2 • 2 • 4	3	4	5	2	1	9
01/16 • Florida [SEC]	•	32	4-15	0-3	3-4	0 • 4 • 4	2	3	4	0	2	11
01/19 • Ole Miss [SEC]	•	37	7-16	3-8	1-2	1 • 2 • 3	0	0	3	0	0	18
01/23 • at No. 18/16 Alabama [SEC]	•	33	9-21	2-6	7-7	0 • 3 • 3	2	2	3	1	4	27
01/26 • at No. 18/17 Tennessee [SEC]	•	36	4-13	0-2	3-3	0 • 0 • 0	3	1	1	0	1	11
01/30 • Iowa State [SEC/Big 12]	•	25	5-16	2-5	5-6	2 • 1 • 3	2	5	0	0	2	17
02/02 • at Arkansas [SEC]												
02/06 • at South Carolina [SEC]												
02/10 • LSU [SEC]												
02/13 • Vanderbilt [SEC]												
02/16 • at Auburn [SEC]												
02/20 • at Ole Miss [SEC]												
02/24 • South Carolina [SEC]												
02/27 • Alabama [SEC]												
03/03 • at Texas A&M [SEC]												

### D.J. STEWART JR'S STANDOUT PERFORMANCES

	19-20 • FR	20-21 • SO	CAREER
10+ Points	14	17	31
20+ Points	1	5	6
Led MSU in Scoring	1	10	11
5+ Rebounds	2	4	6
10+ Rebounds	-	-	0
Double-Doubles	-	-	0
20+ PTS • 5+ REB	-	-	0
Led MSU in Rebounding	1	-	1
5+ Field Goals Made	6	14	20
10+ Field Goals Made	-	2	2
2+ 3-Point Field Goals Made	5	8	13
5+ 3-Point Field Goals Made	-	1	1
5+ Free Throws Made	2	4	6
10+ Free Throws Made	-	-	0
2+ Assists	16	14	30
5+ Assists	1	2	3
2+ Blocks	2	1	3
5+ Blocks	-	-	0
2+ Steals	7	6	13
5+ Steals	-	-	0

### D.J. STEWART JR'S • SEC RANKINGS

	ALL • SEC	ALL • SEC
Points	17.6 • 17.0	4th • T-7th
Field Goal Percentage	42.6 • 39.3	11th • 13th
Free Throw Percentage	85.0	NR • 7th
Steals	1.6	NR • T-8th

### D.J. STEWART JR'S CAREER STATISTICS

2019-2021																
YEAR	GP-GS	MIN • AVG	FG-FGA	PCT	THREE-POINT		FT-FTA	PCT	REBOUND		PF-FO	AST	TO	BLK	STL	PTS • AVG
					FG-FGA	PCT			OFF-DEF-TOT	AVG						
2019-20	31-17	919 • 29.6	98-215	45.6	26-79	32.9	42-60	70.0	9-70-79	2.5	71-1	49	44	7	31	264 • 8.5
2020-21	18-18	627 • 34.8	116-272	42.6	28-76	36.8	56-74	75.7	11-49-60	3.3	28-0	45	48	3	21	316 • 17.6
TOTALS	49-35	1546 • 31.6	214-487	43.9	54-155	34.8	98-134	73.1	20-119-139	2.8	99-1	94	92	10	52	580 • 11.8



# #4 Cameron Matthews

Guard/Forward • 6-7 • 220 • FR • HS • Olive Branch, Mississippi • Olive Branch HS

## 2020-21 OVERALL

PPG	RPG	APG	SPG	BPG
2.9	2.8	1.4	1.1	0.4

## 2020-21 SEC GAMES

PPG	RPG	APG	SPG	BPG
2.9	2.8	0.7	1.0	0.3

### C. MATTHEWS' SEASON/CAREER HIGHS

#### POINTS

Season	8 • vs. Clemson • 11/25/2020
Career	8 • vs. Clemson • 11/25/2020

#### REBOUNDS

Season	7 • at No. 18 Alabama • 01/23/2021
Career	7 • at No. 18 Alabama • 01/23/2021

#### FIELD GOALS MADE

Season	3 • at No. 18 Alabama • 01/23/2021
	3 • vs. Clemson • 11/25/2020
Career	3 • 2x • Last: at No. 18 Alabama • 01/23/2021

#### 3-POINT FIELD GOALS MADE

Season	2 • vs. Clemson • 11/25/2020
Career	2 • vs. Clemson • 11/25/2020

#### FREE THROWS MADE

Season	2 • Iowa State • 01/30/2021
	2 • at No. 18 Tennessee • 01/26/2021
Career	2 • 2x • Last: Iowa State • 01/30/2021

#### ASSISTS

Season	5 • Texas State • 11/30/2020
Career	5 • Texas State • 11/30/2020

#### BLOCKS

Season	1 • Iowa State • 01/30/2021
	1 • at No. 18 Tennessee • 01/26/2021
	1 • Texas A&M • 01/13/2021
	1 • No. 13 Missouri • 01/05/2021
	1 • Central Arkansas • 12/16/2020
	1 • vs. Dayton • 12/12/2020
	1 • Jackson State • 12/08/2020
Career	1 • 7x • Last: Iowa State • 01/30/2021

#### STEALS

Season	3 • vs. Clemson • 11/25/2020
Career	3 • vs. Clemson • 11/25/2020

#### MINUTES

Season	36 • vs. Dayton • 12/12/2020
Career	36 • vs. Dayton • 12/12/2020

### C. MATTHEWS' TOP SCORING PERFORMANCES

RK	PTS	OPPONENT	DATE
1	8	vs. Clemson	11/25/2020
2	6	at No. 18 Alabama	01/23/2021
3	5	Texas A&M	01/13/2021
	5	Central Arkansas	12/16/2020
	5	vs. Dayton	12/12/2020

### C. MATTHEWS' GAME-BY-GAME STATISTICS • 2020-21

DATE • OPPONENT	GS	MIN	FG	3FG	FT	REB • O-D-T	PF/D	AST	TO	BLK	STL	PTS
11/25 • vs. Clemson	•	34	3-4	2-2	0-4	3 • 2 • 5	4	0	2	0	3	8
11/26 • vs. Liberty	•	32	1-2	0-1	0-0	1 • 1 • 2	2	2	2	0	1	2
11/30 • Texas State	•	26	0-3	0-1	0-0	1 • 2 • 3	3	5	0	0	2	0
12/04 • North Texas	•	24	0-1	0-1	0-0	1 • 1 • 2	2	3	2	0	0	0
12/08 • Jackson State	•	20	1-4	0-0	0-2	2 • 2 • 4	0	2	2	1	1	2
12/12 • vs. Dayton	•	36	2-5	0-1	1-4	2 • 0 • 2	5/D	1	0	1	2	5
12/16 • Central Arkansas • UCA	14	2-2	1-1	0-0	0 • 2 • 2	1	2	1	1	1	0	5
12/21 • Mississippi Valley State	11	1-1	0-0	0-0	1 • 2 • 3	1	3	1	0	1	1	2
12/30 • at Georgia [SEC]	8	1-2	0-1	0-0	1 • 1 • 2	1	1	0	0	2	2	2
01/02 • Kentucky [SEC]	12	1-2	0-0	0-1	2 • 2 • 4	1	1	0	0	2	2	2
01/05 • No. 13/13 Missouri [SEC]	12	2-2	0-0	0-0	1 • 2 • 3	1	0	0	0	1	0	4
01/09 • at Vanderbilt [SEC]	11	0-1	0-1	1-2	0 • 0 • 0	3	0	2	0	1	1	1
01/13 • Texas A&M [SEC]	14	2-5	1-2	0-2	2 • 1 • 3	1	1	0	0	1	0	5
01/16 • Florida [SEC]	15	1-4	0-1	0-2	2 • 2 • 4	0	1	0	0	0	0	2
01/19 • Ole Miss [SEC]	14	0-0	0-0	0-0	0 • 0 • 0	2	2	2	0	1	0	0
01/23 • at No. 18/16 Alabama [SEC]	32	3-6	0-2	0-0	2 • 5 • 7	1	0	2	0	2	6	6
01/26 • at No. 18/17 Tennessee [SEC]	31	1-3	0-1	2-5	0 • 2 • 2	2	0	2	1	1	4	4
01/30 • Iowa State [SEC/Big 12]	13	0-1	0-1	2-2	2 • 0 • 2	2	1	0	0	1	1	2
02/02 • at Arkansas [SEC]												
02/06 • at South Carolina [SEC]												
02/10 • LSU [SEC]												
02/13 • Vanderbilt [SEC]												
02/16 • at Auburn [SEC]												
02/20 • at Ole Miss [SEC]												
02/24 • South Carolina [SEC]												
02/27 • Alabama [SEC]												
03/03 • at Texas A&M [SEC]												

### C. MATTHEWS' STANDOUT PERFORMANCES

	19-20 • FR	CAREER
5+ Points	5	5
10+ Points	-	0
Led MSU in Scoring	-	0
5+ Rebounds	2	2
10+ Rebounds	-	0
Double-Doubles	-	0
10+PTS • 5+ REB	-	0
Led MSU in Rebounding	-	0
5+ Field Goals Made	-	0
10+ Field Goals Made	-	0
2+ 3-Point Field Goals Made	1	1
5+ 3-Point Field Goals Made	-	0
5+ Free Throws Made	-	0
10+ Free Throws Made	-	0
2+ Assists	7	7
5+ Assists	1	1
2+ Blocks	-	0
5+ Blocks	-	0
2+ Steals	6	6
5+ Steals	-	0

### C. MATTHEWS' CAREER STATISTICS

YEAR	GP-GS	MIN • AVG	FG-FGA	PCT	THREE-POINT FG-FGA	PCT	FT-FTA	PCT	REBOUND OFF-DEF-TOT	AVG	PF-FO	AST	TO	BLK	STL	PTS • AVG
2020-21	18-8	359 • 20.0	21-48	43.8	4-16	25.0	6-24	25.0	23-27-50	2.8	32-1	25	18	7	20	52 • 2.9
TOTALS	18-8	359 • 20.0	21-48	43.8	4-16	25.0	6-24	25.0	23-27-50	2.8	32-1	25	18	7	20	52 • 2.9



# #5 Deivon Smith

Guard • 6-1 • 165 • FR • HS • Loganville, Georgia • Grayson HS

## 2020-21 OVERALL

PPG 4.5    RPG 3.3    APG 2.9    SPG 0.9    BPG 0.2

## 2020-21 SEC GAMES

PPG 5.0    RPG 2.8    APG 2.7    SPG 1.0    BPG 0.1

### D. SMITH'S SEASON/CAREER HIGHS

#### POINTS

Season 13 • at Georgia • 12/30/2020  
Career 13 • at Georgia • 12/30/2020

#### REBOUNDS

Season 7 • Mississippi Valley State • 12/21/2020  
Career 7 • Mississippi Valley State • 12/21/2020

#### FIELD GOALS MADE

Season 5 • Iowa State • 01/30/2021  
Career 5 • Iowa State • 01/30/2021

#### 3-POINT FIELD GOALS MADE

Season 3 • at Georgia • 12/30/2020  
Career 3 • at Georgia • 12/30/2020

#### FREE THROWS MADE

Season 3 • Jackson State • 12/08/2020  
Career 3 • Jackson State • 12/08/2020

#### ASSISTS

Season 9 • Iowa State • 01/30/2021  
Career 9 • Iowa State • 01/30/2021

#### BLOCKS

Season 1 • at Georgia • 12/30/2020  
1 • Texas State • 11/30/2020  
1 • vs. Liberty • 11/26/2020  
Career 1 • 3x • Last: at Georgia • 12/30/2020

#### STEALS

Season 2 • Texas A&M • 01/13/2021  
2 • No. 13 Missouri • 01/05/2021  
2 • at Georgia • 12/30/2020  
2 • Jackson State • 12/08/2020  
2 • vs. Liberty • 11/26/2020  
Career 2 • 5x • Last: Texas A&M • 01/13/2021

#### MINUTES

Season 29 • Texas State • 11/30/2020  
29 • vs. Liberty • 11/26/2020  
29 • vs. Clemson • 11/25/2020  
Career 29 • 3x • Last: Texas State • 11/30/2020

### D. SMITH'S TOP SCORING PERFORMANCES

RK	PTS	OPPONENT	DATE
1	13	at Georgia	12/30/2020
2	10	Iowa State	01/30/2021
	10	vs. Liberty	11/26/2020
4	6	at No. 18 Tennessee	01/26/2021
	6	No. 13 Missouri	01/05/2021
6	5	at No. 18 Alabama	01/23/2021
	5	Florida	01/16/2021
	5	Jackson State	12/08/2020

### D. SMITH'S GAME-BY-GAME STATISTICS - 2020-21

DATE • OPPONENT	GS	MIN	FG	3FG	FT	REB • O-D-T	PF/D	AST	TO	BLK	STL	PTS
11/25 • vs. Clemson	•	29	1-6	0-3	0-0	0 • 4 • 4	1	1	1	0	1	2
11/26 • vs. Liberty	•	29	3-7	2-2	2-2	0 • 5 • 5	2	5	2	1	2	10
11/30 • Texas State	•	29	1-4	0-2	0-0	0 • 5 • 5	2	3	3	1	0	2
12/04 • North Texas		17	2-3	0-0	0-0	1 • 2 • 3	2	0	2	0	0	4
12/08 • Jackson State		17	1-8	0-2	3-4	0 • 5 • 5	0	2	2	0	2	5
12/12 • vs. Dayton		19	0-0	0-0	2-2	0 • 1 • 1	1	3	3	0	1	2
12/16 • Central Arkansas • UCA		15	0-3	0-2	0-0	0 • 1 • 1	0	2	2	0	0	0
12/21 • Mississippi Valley State		17	0-5	0-4	1-2	2 • 5 • 7	1	4	1	0	0	1
12/30 • at Georgia [SEC]		20	4-8	3-4	2-3	0 • 3 • 3	1	3	2	1	2	13
01/02 • Kentucky [SEC]		9	1-3	0-1	0-0	0 • 0 • 0	1	0	0	0	1	2
01/05 • No. 13/13 Missouri [SEC]		24	2-7	1-1	1-2	0 • 4 • 4	2	3	0	0	2	6
01/09 • at Vanderbilt [SEC]		18	2-5	0-0	0-0	0 • 3 • 3	1	4	1	0	0	4
01/13 • Texas A&M [SEC]		15	1-2	0-0	0-0	0 • 2 • 2	1	0	1	0	2	2
01/16 • Florida [SEC]		26	2-6	0-1	1-2	1 • 5 • 6	4	4	2	0	1	5
01/19 • Ole Miss [SEC]		23	1-5	0-1	0-0	0 • 1 • 1	2	3	1	0	0	2
01/23 • at No. 18/16 Alabama [SEC]		16	2-4	1-2	0-0	1 • 1 • 2	3	2	3	0	0	5
01/26 • at No. 18/17 Tennessee [SEC]		23	2-9	0-3	2-2	1 • 3 • 4	3	5	2	0	1	6
01/30 • Iowa State [SEC/Big 12]		23	5-8	0-2	0-0	0 • 3 • 3	1	9	1	0	1	10
02/02 • at Arkansas [SEC]												
02/06 • at South Carolina [SEC]												
02/10 • LSU [SEC]												
02/13 • Vanderbilt [SEC]												
02/16 • at Auburn [SEC]												
02/20 • at Ole Miss [SEC]												
02/24 • South Carolina [SEC]												
02/27 • Alabama [SEC]												
03/03 • at Texas A&M [SEC]												

### D. SMITH'S STANDOUT PERFORMANCES

	20-21 • FR	CAREER
5+ Points	8	8
10+ Points	3	3
Led MSU in Scoring	-	0
5+ Rebounds	5	5
10+ Rebounds	-	0
Double-Doubles	-	0
10+PTS • 5+ ASST	2	2
Led MSU in Rebounding	-	0
5+ Field Goals Made	1	1
10+ Field Goals Made	-	0
2+ 3-Point Field Goals Made	2	2
5+ 3-Point Field Goals Made	-	0
5+ Free Throws Made	-	0
10+ Free Throws Made	-	0
2+ Assists	14	14
5+ Assists	3	3
2+ Blocks	-	0
5+ Blocks	-	0
2+ Steals	5	5
5+ Steals	-	0

## D. SMITH'S CAREER STATISTICS

YEAR	GP-GS	MIN • AVG	FG-FGA	PCT	THREE-POINT			FT-FTA	PCT	REBOUND			PF-FO	AST	TO	BLK	STL	PTS • AVG
					FG-FGA	PCT				OFF-DEF-TOT	AVG							
2020-21	18-3	371 • 20.6	30-93	32.3	7-30	23.3	14-19	73.7	6-53-59	3.3	28-0	53	29	3	16	81 • 4.5		
TOTALS	18-3	371 • 20.6	30-93	32.3	7-30	23.3	14-19	73.7	6-53-59	3.3	28-0	53	29	3	16	81 • 4.5		



# #11 Andersson Garcia

Guard/Forward • 6-7 • 205 • FR • HS • Moca, Dominican Republic • Hamilton Heights HS - Tennessee

## 2020-21 OVERALL

PPG	RPG	APG	SPG	BPG
1.7	0.9	0.4	0.4	0.1

## 2020-21 SEC GAMES

PPG	RPG	APG	SPG	BPG
0.0	0.0	0.0	0.0	0.0

### A. GARCIA'S SEASON/CAREER HIGHS

POINTS	
Season	5 • Iowa State • 01/30/2021
Career	5 • Iowa State • 01/30/2021

### REBOUNDS

Season	3 • Texas State • 11/30/2020
Career	3 • Texas State • 11/30/2020

### FIELD GOALS MADE

Season	2 • Iowa State • 01/30/2021
Career	2 • Iowa State • 01/30/2021

### 3-POINT FIELD GOALS MADE

Season	1 • Iowa State • 01/30/2020 1 • Central Arkansas • 12/16/2020
Career	1 • 2x • Last: Iowa State • 01/30/2020

### FREE THROWS MADE

Season	
Career	

### ASSISTS

Season	2 • Iowa State • 01/30/2021
Career	2 • Iowa State • 01/30/2021

### BLOCKS

Season	1 • Jackson State • 12/08/2020
Career	1 • Jackson State • 12/08/2020

### STEALS

Season	1 • Iowa State • 01/30/2021 1 • Mississippi Valley State • 12/21/2020 1 • Jackson State • 12/08/2020
Career	1 • 3x • Last: Iowa State • 01/30/2021

### MINUTES

Season	7 • Iowa State • 01/30/2021 7 • Texas State • 11/30/2020
Career	7 • 2x • Last: Iowa State • 01/30/2021

### A. GARCIA'S TOP SCORING PERFORMANCES

RK	PTS	OPPONENT	DATE
1	5	Iowa State	01/30/2021
2	3	Central Arkansas	12/16/2020

### A. GARCIA'S GAME-BY-GAME STATISTICS • 2020-21

DATE • OPPONENT	GS	MIN	FG	3FG	FT	REB • O-D-T	PF/D	AST	TO	BLK	STL	PTS
11/25 • vs. Clemson		2	0-0	0-0	0-0	0 • 0 • 0	1	0	1	0	0	0
11/26 • vs. Liberty		2	0-0	0-0	0-0	0 • 0 • 0	0	0	0	0	0	0
11/30 • Texas State		7	0-2	0-0	0-0	2 • 1 • 3	0	0	1	0	0	0
12/04 • North Texas	DNP											
12/08 • Jackson State		5	1-2	0-1	0-1	1 • 1 • 2	0	0	1	1	1	2
12/12 • vs. Dayton	DNP											
12/16 • Central Arkansas • UCA		1	1-1	1-1	0-0	0 • 0 • 0	0	0	0	0	0	3
12/21 • Mississippi Valley State		4	1-2	0-0	0-0	0 • 1 • 1	1	1	0	0	1	2
12/30 • at Georgia [SEC]	DNP											
01/02 • Kentucky [SEC]	DNP											
01/05 • No. 13/13 Missouri [SEC]	DNP											
01/09 • at Vanderbilt [SEC]	DNP											
01/13 • Texas A&M [SEC]	DNP											
01/16 • Florida [SEC]	DNP											
01/19 • Ole Miss [SEC]	DNP											
01/23 • at No. 18/16 Alabama [SEC]	DNP											
01/26 • at No. 18/17 Tennessee [SEC]	DNP											
01/30 • Iowa State [SEC/Big 12]		7	2-2	1-1	0-0	0 • 0 • 0	0	2	0	0	1	5
02/02 • at Arkansas [SEC]												
02/06 • at South Carolina [SEC]												
02/10 • LSU [SEC]												
02/13 • Vanderbilt [SEC]												
02/16 • at Auburn [SEC]												
02/20 • at Ole Miss [SEC]												
02/24 • South Carolina [SEC]												
02/27 • Alabama [SEC]												
03/03 • at Texas A&M [SEC]												

### A. GARCIA'S CAREER STATISTICS

YEAR	GP-GS	MIN • AVG	FG-FGA	PCT	THREE-POINT FG-FGA	PCT	FT-FTA	PCT	REBOUND OFF-DEF-TOT	AVG	PF-FO	AST	TO	BLK	STL	PTS • AVG
2020-21	7-0	27 • 3.9	5-9	55.6	2-3	66.7	0-2	0.0	3-3-6	0.9	2-0	3	3	1	3	12 • 1.7
TOTALS	7-0	27 • 3.9	5-9	55.6	2-3	66.7	0-2	0.0	3-3-6	0.9	2-0	3	3	1	3	12 • 1.7





# #20 Derek Fountain

Forward • 6-9 • 210 • FR • HS • Holly Springs, Mississippi • Holly Springs HS

## 2020-21 OVERALL

PPG	RPG	APG	SPG	BPG
2.3	0.8	0.0	0.0	0.0

## 2020-21 SEC GAMES

PPG	RPG	APG	SPG	BPG
0.0	0.0	0.0	0.0	0.0

### D. FOUNTAIN'S SEASON/CAREER HIGHS

#### POINTS

Season	7 • Iowa State • 01/30/2021
Career	7 • Iowa State • 01/30/2021

#### REBOUNDS

Season	2 • Mississippi Valley State • 12/21/2020
Career	2 • Mississippi Valley State • 12/21/2020

#### FIELD GOALS MADE

Season	3 • Iowa State • 01/30/2021
Career	3 • Iowa State • 01/30/2021

#### 3-POINT FIELD GOALS MADE

Season	1 • Iowa State • 01/30/2021
Career	1 • Iowa State • 01/30/2021

#### FREE THROWS MADE

Season	
Career	

#### ASSISTS

Season	
Career	

#### BLOCKS

Season	
Career	

#### STEALS

Season	
Career	

#### MINUTES

Season	5 • Iowa State • 01/30/2021
Career	5 • Iowa State • 01/30/2021

### D. FOUNTAIN'S TOP SCORING PERFORMANCES

RK	PTS	OPPONENT	DATE
1	7	Iowa State	01/30/2021
2	2	Jackson State	12/08/2020

### D. FOUNTAIN'S GAME-BY-GAME STATISTICS • 2020-21

DATE	OPPONENT	GS	MIN	FG	3FG	FT	REB	O-D-T	PF/D	AST	TO	BLK	STL	PTS
11/25	• vs. Clemson	DNP												
11/26	• vs. Liberty	DNP												
11/30	• Texas State		2	0-0	0-0	0-0	0	0 • 0 • 0	0	0	0	0	0	0
12/04	• North Texas	DNP												
12/08	• Jackson State		3	1-2	0-1	0-0	1	0 • 1	0	0	0	0	0	2
12/12	• vs. Dayton	DNP												
12/16	• Central Arkansas • UCA	DNP												
12/21	• Mississippi Valley State		3	0-0	0-0	0-0	0	2 • 2	0	0	0	0	0	0
12/30	• at Georgia [SEC]	DNP												
01/02	• Kentucky [SEC]	DNP												
01/05	• No. 13/13 Missouri [SEC]	DNP												
01/09	• at Vanderbilt [SEC]	DNP												
01/13	• Texas A&M [SEC]	DNP												
01/16	• Florida [SEC]	DNP												
01/19	• Ole Miss [SEC]	DNP												
01/23	• at No. 18/16 Alabama [SEC]	DNP												
01/26	• at No. 18/17 Tennessee [SEC]	DNP												
01/30	• Iowa State [SEC/Big 12]		5	3-3	1-1	0-0	0	0 • 0 • 0	0	0	0	0	0	7
02/02	• at Arkansas [SEC]													
02/06	• at South Carolina [SEC]													
02/10	• LSU [SEC]													
02/13	• Vanderbilt [SEC]													
02/16	• at Auburn [SEC]													
02/20	• at Ole Miss [SEC]													
02/24	• South Carolina [SEC]													
02/27	• Alabama [SEC]													
03/03	• at Texas A&M [SEC]													

### D. FOUNTAIN'S CAREER STATISTICS

YEAR	GP-GS	MIN • AVG	FG-FGA	PCT	THREE-POINT				PCT	REBOUND								PTS • AVG
					FG-FGA	PCT	FT-FTA			OFF-DEF-TOT	AVG	PF-FO	AST	TO	BLK	STL		
2020-21	4-0	13 • 3.3	4-5	80.0	1-2	50.0	0-0		0.0	1-2-3	0.8	0-0	0	0	0	0		9 • 2.3
TOTALS	4-0	13 • 3.3	4-5	80.0	1-2	50.0	0-0		0.0	1-2-3	0.8	0-0	0	0	0	0		9 • 2.3



# #24 Abdul Ado

Forward • 6-11 • 255 • R SR • 3L • Lagos, Nigeria • Hamilton Heights HS - Tennessee

## 2019-20 OVERALL

PPG 5.4    RPG 6.7    APG 0.7    SPG 0.8    BPG 1.9

## 2020-21 SEC GAMES

PPG 6.1    RPG 7.1    APG 0.8    SPG 1.1    BPG 2.4

### A. ADO'S SEASON/CAREER HIGHS

POINTS	
Season	14 • vs. Liberty • 11/26/2020
Career	19 • at Texas A&M • 02/20/2018

### REBOUNDS

Season	12 • at No. 18 Tennessee • 01/26/2021
Career	13 • Little Rock • 12/20/2017

### FIELD GOALS MADE

Season	5 • Florida • 01/16/2021
	5 • vs. Liberty • 11/26/2020
Career	8 • at Texas A&M • 02/20/2018

### 3-POINT FIELD GOALS MADE

Season	
Career	

### FREE THROWS MADE

Season	4 • No. 13 Missouri • 01/05/2021
	4 • vs. Liberty • 11/26/2020
Career	7 • Radford • 12/18/2019

### ASSISTS

Season	2 • at Georgia • 12/30/2020
	2 • Jackson State • 12/08/2020
Career	3 • vs. Southern Miss • 12/23/2017

### BLOCKS

Season	5 • North Texas • 12/04/2020
Career	9 • No. 8 Auburn • 01/04/2020

### STEALS

Season	3 • Kentucky • 01/02/2021
Career	4 • at No. 25 Cincinnati • 12/12/2017

### MINUTES

Season	36 • Ole Miss • 01/19/2021
Career	37 • at South Carolina • 03/03/2020
	37 • South Carolina • 02/24/2018

### A. ADO'S TOP SCORING PERFORMANCES

RK	PTS	OPPONENT	DATE
1	19	at Texas A&M	02/20/2018
2	17	Radford	12/18/2019
3	16	at South Carolina	01/31/2018
4	15	Nebraska • NIT	03/04/2018
	15	at Vanderbilt	02/14/2018
6	14	vs. Liberty	11/26/2020
	14	South Carolina	02/19/2020
8	13	vs. Kansas State	12/14/2019
	13	vs. Penn State • NIT	03/27/2018
10	12	at LSU	01/11/2020
	12	at South Carolina	01/08/2019
	12	Missouri	01/27/2018
	12	at Florida	01/10/2018
	12	Green Bay	11/20/2017
	12	Florida A&M • FAMU	11/18/2017

### A. ADO'S GAME-BY-GAME STATISTICS • 2020-21

DATE • OPPONENT	GS	MIN	FG	3FG	FT	REB • O-D-T	PF/D	AST	TO	BLK	STL	PTS
11/25 • vs. Clemson	•	16	0-4	0-0	0-0	3 • 4 • 7	5/D	1	3	0	0	0
11/26 • vs. Liberty	•	34	5-5	0-0	4-5	1 • 4 • 5	3	1	2	1	0	14
11/30 • Texas State	•	14	2-2	0-0	3-4	2 • 3 • 5	3	1	2	2	0	7
12/04 • North Texas	•	27	3-6	0-0	0-0	4 • 5 • 9	4	0	1	5	2	6
12/08 • Jackson State	•	21	1-3	0-0	2-2	3 • 5 • 8	3	2	1	1	0	4
12/12 • vs. Dayton	•	31	1-3	0-0	0-0	2 • 5 • 7	5/D	0	1	0	1	2
12/16 • Central Arkansas • UCA	•	24	3-5	0-0	0-1	2 • 3 • 5	2	0	2	2	1	6
12/21 • Mississippi Valley State	•	23	2-4	0-0	0-1	1 • 2 • 3	2	0	2	1	1	4
12/30 • at Georgia [SEC]	•	32	1-3	0-0	3-5	4 • 4 • 8	4	2	2	3	2	5
01/02 • Kentucky [SEC]	•	34	2-3	0-0	1-1	1 • 4 • 5	3	1	2	4	3	5
01/05 • No. 13/13 Missouri [SEC]	•	33	1-4	0-0	4-4	2 • 5 • 7	1	1	0	3	0	6
01/09 • at Vanderbilt [SEC]	•	33	4-8	0-0	0-0	3 • 5 • 8	4	1	0	1	0	8
01/13 • Texas A&M [SEC]	•	30	2-3	0-0	0-0	1 • 4 • 5	2	0	2	1	1	4
01/16 • Florida [SEC]	•	34	5-5	0-0	1-2	3 • 6 • 9	3	1	0	3	1	11
01/19 • Ole Miss [SEC]	•	36	1-5	0-0	2-2	4 • 5 • 9	0	1	1	3	1	4
01/23 • at No. 18/16 Alabama [SEC]	•	32	3-3	0-0	0-0	0 • 1 • 1	0	0	0	3	1	6
01/26 • at No. 18/17 Tennessee [SEC]	•	32	2-5	0-0	2-5	7 • 5 • 12	1	0	4	1	1	6
01/30 • Iowa State [SEC/Big 12]	•	16	0-1	0-0	0-0	3 • 4 • 7	1	1	3	0	0	0
02/02 • at Arkansas [SEC]												
02/06 • at South Carolina [SEC]												
02/10 • LSU [SEC]												
02/13 • Vanderbilt [SEC]												
02/16 • at Auburn [SEC]												
02/20 • at Ole Miss [SEC]												
02/24 • South Carolina [SEC]												
02/27 • Alabama [SEC]												
03/03 • at Texas A&M [SEC]												

### A. ADO'S STANDOUT PERFORMANCES

	17-18 • FR	18-19 • SO	19-20 • JR	20-21 • SR	CAREER
10+ Points	12	4	4	2	22
20+ Points	-	-	-	-	0
Led MSU in Scoring	2	-	-	-	2
5+ Rebounds	25	11	25	16	77
10+ Rebounds	5	2	4	1	12
Double-Doubles	3	-	2	-	5
20+PTS • 10+ REB	-	-	-	-	0
Led MSU in Rebounding	15	3	4	7	28
5+ Field Goals Made	9	1	3	2	15
10+ Field Goals Made	-	-	-	-	0
2+ 3-Point Field Goals Made	-	-	-	-	0
5+ 3-Point Field Goals Made	-	-	-	-	0
5+ Free Throws Made	-	-	2	-	2
10+ Free Throws Made	-	-	-	-	0
2+ Assists	2	3	6	2	13
5+ Assists	-	-	-	-	0
2+ Blocks	19	18	16	9	62
5+ Blocks	1	2	2	1	6
2+ Steals	6	5	3	3	17
5+ Steals	-	-	-	-	0

### A. ADO'S • SEC RANKINGS

	ALL • SEC	ALL • SEC
Blocks	1.9 • 2.4	4th • 4th
Offensive Rebounds	2.6 • 2.8	7th • 6th
Rebounds	6.7 • 7.1	10th • 7th
Defensive Rebounds	4.3	NR • T-10th

## A. ADO'S CAREER STATISTICS

YEAR	GP-GS	MIN • AVG	FG-FGA	PCT	THREE-POINT	THREE-POINT	FT-FTA	PCT	REBOUND	REBOUND	PF-FO	AST	TO	BLK	STL	PTS • AVG
2017-18	36-36	953 • 26.5	112-182	61.5	0-0	0.0	58-113	51.3	103-128-231	6.4	93-2	13	71	67	28	282 • 7.8
2018-19	31-30	746 • 24.1	51-83	61.4	0-0	0.0	43-69	62.3	54-86-140	4.5	87-1	13	35	57	20	145 • 4.7
2019-20	31-31	878 • 28.3	69-116	59.5	0-0	0.0	39-64	60.9	100-109-209	6.7	82-2	20	42	58	16	177 • 5.7
2020-21	18-18	503 • 27.9	38-72	52.8	0-0	0.0	22-32	68.8	46-74-120	6.7	46-2	13	28	34	15	98 • 5.4
TOTALS	116-115	3078 • 26.5	270-453	59.6	0-0	0.0	162-278	58.3	303-397-700	6.0	308-7	59	176	216	79	702 • 6.1



# #30 Andrew Junkin

Forward • 6-11 • 240 • R SO • 1L • New Hope, Mississippi • New Hope HS

## 2020-21 OVERALL

PPG	RPG	APG	SPG	BPG
1.3	0.0	0.0	0.0	0.3

## 2020-21 SEC GAMES

PPG	RPG	APG	SPG	BPG
0.0	0.0	0.0	0.0	0.3

### A. JUNKIN'S SEASON/CAREER HIGHS

#### POINTS

Season	2 • Iowa State • 01/30/2021
	2 • Jackson State • 12/08/2020
Career	2 • 2x • Last: Iowa State • 01/30/2021

#### REBOUNDS

Season	
Career	

#### FIELD GOALS MADE

Season	1 • Iowa State • 01/30/2021
	1 • Jackson State • 12/08/2020
Career	1 • 2x • Last: Iowa State • 01/30/2021

#### 3-POINT FIELD GOALS MADE

Season	
Career	

#### FREE THROWS MADE

Season	
Career	

#### ASSISTS

Season	
Career	

#### BLOCKS

Season	1 • Iowa State • 01/30/2021
Career	1 • Iowa State • 01/30/2021
	1 • at Coastal Carolina • 11/24/2019

#### STEALS

Season	
Career	

#### MINUTES

Season	5 • Iowa State • 01/30/2021
Career	5 • Iowa State • 01/30/2021

### A. JUNKIN'S TOP SCORING PERFORMANCES

RK	PTS	OPPONENT	DATE
1	2	Iowa State	01/30/2021
	2	Jackson State	12/08/2020

### A. JUNKIN'S GAME-BY-GAME STATISTICS • 2020-21

DATE	OPPONENT	GS	MIN	FG	3FG	FT	REB	O-D-T	PF/D	AST	TO	BLK	STL	PTS
11/25	• vs. Clemson	DNP												
11/26	• vs. Liberty	DNP												
11/30	• Texas State	DNP												
12/04	• North Texas	DNP												
12/08	• Jackson State		3	1-1	0-0	0-0	0	0-0-0	1	0	1	0	0	2
12/12	• vs. Dayton	DNP												
12/16	• Central Arkansas • UCA	DNP												
12/21	• Mississippi Valley State		3	0-0	0-0	0-0	0	0-0-0	0	0	0	0	0	0
12/30	• at Georgia [SEC]	DNP												
01/02	• Kentucky [SEC]	DNP												
01/05	• No. 13/13 Missouri [SEC]	DNP												
01/09	• at Vanderbilt [SEC]	DNP												
01/13	• Texas A&M [SEC]	DNP												
01/16	• Florida [SEC]	DNP												
01/19	• Ole Miss [SEC]	DNP												
01/23	• at No. 18/16 Alabama [SEC]	DNP												
01/26	• at No. 18/17 Tennessee [SEC]	DNP												
01/30	• Iowa State [SEC/Big 12]		5	1-1	0-0	0-0	0	0-0-0	1	0	0	1	0	2
02/02	• at Arkansas [SEC]													
02/06	• at South Carolina [SEC]													
02/10	• LSU [SEC]													
02/13	• Vanderbilt [SEC]													
02/16	• at Auburn [SEC]													
02/20	• at Ole Miss [SEC]													
02/24	• South Carolina [SEC]													
02/27	• Alabama [SEC]													
03/03	• at Texas A&M [SEC]													

### A. JUNKIN'S CAREER STATISTICS

YEAR	GP-GS	MIN • AVG	FG-FGA	PCT	THREE-POINT				PCT	REBOUND								PTS • AVG
					FG-FGA	PCT	FT-FTA	OFF-DEF-TOT		AVG	PF-FO	AST	TO	BLK	STL			
2019-20	3-0	5 • 1.8	0-1	0.0	0-0	0.0	0-0	0.0	0-0-0	0.0	0-0	0	0	1	0	0 • 0.0		
2020-21	3-0	10 • 3.4	2-2	100.0	0-0	0.0	0-0	0.0	0-0-0	0.0	2-0	0	1	1	0	4 • 1.3		
TOTALS	6-0	16 • 2.6	2-3	66.7	0-0	0.0	0-0	0.0	0-0-0	0.0	2-0	0	1	2	0	4 • 0.7		



# #32 Quinten Post

Forward • 7-0 • 225 • FR • HS • Amsterdam, The Netherlands • Cartesius Lyceum HS

## 2020-21 OVERALL

PPG 3.3    RPG 2.4    APG 0.3    SPG 0.3    BPG 0.5

## 2020-21 SEC GAMES

PPG 1.9    RPG 2.5    APG 0.0    SPG 0.3    BPG 0.6

### Q. POST'S SEASON/CAREER HIGHS

#### POINTS

Season 10 • Mississippi Valley State • 12/21/2020  
Career 10 • Mississippi Valley State • 12/21/2020

#### REBOUNDS

Season 10 • at No. 18 Tennessee • 01/26/2021  
Career 10 • at No. 18 Tennessee • 01/26/2021

#### FIELD GOALS MADE

Season 4 • Mississippi Valley State • 12/21/2020  
4 • Texas State • 11/30/2020  
Career 4 • 2x • Last: Mississippi Valley State • 12/21/2020

#### 3-POINT FIELD GOALS MADE

Season 2 • vs. Dayton • 12/12/2020  
Career 2 • vs. Dayton • 12/12/2020

#### FREE THROWS MADE

Season 2 • Mississippi Valley State • 12/21/2020  
Career 2 • Mississippi Valley State • 12/21/2020  
2 • at Coastal Carolina • 11/24/2019

#### ASSISTS

Season 3 • Texas State • 11/30/2020  
Career 3 • Texas State • 11/30/2020

#### BLOCKS

Season 2 • at No. 18 Tennessee • 01/26/2021  
2 • at Georgia • 12/30/2020  
2 • Texas State • 11/30/2020  
Career 2 • 3x • Last: at No. 18 Tennessee • 01/26/2021

#### STEALS

Season 2 • at No. 18 Tennessee • 01/26/2021  
Career 2 • at No. 18 Tennessee • 01/26/2021

#### MINUTES

Season 16 • Iowa State • 01/30/2021  
16 • at No. 18 Tennessee • 01/26/2021  
16 • Texas State • 11/30/2020  
Career 16 • 3x • Last: Iowa State • 01/30/2021

### Q. POST'S TOP SCORING PERFORMANCES

RK	PTS	OPPONENT	DATE
1	10	Mississippi Valley State	12/21/2020
2	9	Texas State	11/30/2020
3	7	Iowa State	01/30/2021
4	6	vs. Dayton	12/12/2020
5	5	at No. 18 Tennessee	01/26/2021
5	5	Texas A&M	01/13/2021

### Q. POST'S GAME-BY-GAME STATISTICS • 2020-21

DATE • OPPONENT	GS	MIN	FG	3FG	FT	REB • O-D-T	PF/D	AST	TO	BLK	STL	PTS
11/25 • vs. Clemson		2	0-0	0-0	0-0	0 • 0 • 0	1	0	1	0	0	0
11/26 • vs. Liberty	DNP											
11/30 • Texas State		16	4-9	1-4	0-1	2 • 3 • 5	4	3	1	2	0	9
12/04 • North Texas		7	2-3	0-1	0-0	1 • 1 • 2	2	0	0	0	0	4
12/08 • Jackson State		10	0-3	0-1	0-0	2 • 0 • 2	1	0	0	0	0	0
12/12 • vs. Dayton		11	2-5	2-4	0-0	1 • 0 • 1	1	0	0	0	1	6
12/16 • Central Arkansas • UCA		4	1-2	0-0	0-0	1 • 0 • 1	0	0	0	0	0	2
12/21 • Mississippi Valley State		14	4-6	0-2	2-3	0 • 1 • 1	0	1	1	0	0	10
12/30 • at Georgia [SEC]		3	0-0	0-0	0-0	0 • 0 • 0	0	0	0	2	0	0
01/02 • Kentucky [SEC]		5	1-2	0-0	0-0	2 • 0 • 2	1	0	1	0	0	2
01/05 • No. 13/13 Missouri [SEC]		6	0-2	0-1	0-0	0 • 1 • 1	3	0	2	0	0	0
01/09 • at Vanderbilt [SEC]		9	1-2	1-2	0-0	0 • 3 • 3	0	0	0	0	0	3
01/13 • Texas A&M [SEC]		10	2-3	1-2	0-0	1 • 2 • 3	1	0	0	1	0	5
01/16 • Florida [SEC]		4	0-0	0-0	0-0	0 • 0 • 0	3	0	2	0	0	0
01/19 • Ole Miss [SEC]	DNP											
01/23 • at No. 18/16 Alabama [SEC]		3	0-0	0-0	0-0	0 • 1 • 1	1	0	1	0	0	0
01/26 • at No. 18/17 Tennessee [SEC]		16	2-4	1-2	0-0	3 • 7 • 10	1	0	1	2	2	5
01/30 • Iowa State [SEC/Big 12]		16	3-5	1-1	0-2	2 • 4 • 6	2	0	1	1	1	7
02/02 • at Arkansas [SEC]												
02/06 • at South Carolina [SEC]												
02/10 • LSU [SEC]												
02/13 • Vanderbilt [SEC]												
02/16 • at Auburn [SEC]												
02/20 • at Ole Miss [SEC]												
02/24 • South Carolina [SEC]												
02/27 • Alabama [SEC]												
03/03 • at Texas A&M [SEC]												

### Q. POST'S STANDOUT PERFORMANCES

	19-20 • FR	20-21 • SO	CAREER
5+ Points	-	6	6
10+ Points	-	1	1
Led MSU in Scoring	-	-	0
5+ Rebounds	-	3	3
10+ Rebounds	-	1	1
Double-Doubles	-	-	0
10+PTS • 5+ REB	-	-	0
Led MSU in Rebounding	-	-	0
5+ Field Goals Made	-	-	0
10+ Field Goals Made	-	-	0
2+ 3-Point Field Goals Made	-	1	1
5+ 3-Point Field Goals Made	-	-	0
5+ Free Throws Made	-	-	0
10+ Free Throws Made	-	-	0
2+ Assists	-	1	1
5+ Assists	-	-	0
2+ Blocks	-	3	3
5+ Blocks	-	-	0
2+ Steals	-	1	1
5+ Steals	-	-	0

## Q. POST'S CAREER STATISTICS

YEAR	GP-GS	MIN • AVG	FG-FGA	PCT	THREE-POINT FG-FGA    PCT	FT-FTA	PCT	REBOUND OFF-DEF-TOT	AVG	PF-FO	AST	TO	BLK	STL	PTS • AVG
2019-20	8-0	21 • 2.6	3-8	37.5	1-3	33.3	2-2	100.0	1.5	4-0	1	3	1	0	9 • 1.1
2020-21	16-0	137 • 8.5	22-46	47.8	7-20	35.0	2-6	33.3	15-23-38	2.4	21-0	4	11	8	53 • 3.3
TOTALS	24-0	158 • 6.6	25-54	46.3	8-23	34.8	4-8	50.0	18-32-50	2.1	25-0	5	14	9	62 • 2.6





# #35 Tolu Smith

Forward • 6-10 • 245 • SO • R TR • Bay St. Louis, Mississippi • Kahuku HS - Hawaii • Western Kentucky

## 2020-21 OVERALL

PPG	RPG	APG	SPG	BPG
12.9	8.6	1.1	0.5	0.9

## 2020-21 SEC GAMES

PPG	RPG	APG	SPG	BPG
11.7	8.4	1.2	0.8	1.1

### T. SMITH'S SEASON/CAREER HIGHS

POINTS	
Season	27 • Florida • 01/16/2021
Career	27 • Florida • 01/16/2021

### REBOUNDS

Season	14 • Florida • 01/16/2021
Career	14 • Florida • 01/16/2021

### FIELD GOALS MADE

Season	11 • Florida • 01/16/2021
Career	11 • Florida • 01/16/2021

### 3-POINT FIELD GOALS MADE

Season	
Career	

### FREE THROWS MADE

Season	6 • Texas State • 11/30/2020 6 • vs. Liberty • 11/26/2020 6 • vs. Clemson • 11/25/2020
Career	6 • 3x • Last: Texas State • 11/30/2020

### ASSISTS

Season	3 • at Georgia • 12/30/2020
Career	3 • at Georgia • 12/30/2020

### BLOCKS

Season	3 • Florida • 01/16/2021 3 • Kentucky • 01/02/2021
Career	3 • 2x • Last: Florida • 01/16/2021

### STEALS

Season	3 • at No. 18 Alabama • 01/23/2021
Career	3 • at No. 18 Alabama • 01/23/2021

### MINUTES

Season	38 • Texas A&M • 01/13/2021
Career	38 • Texas A&M • 01/13/2021

### T. SMITH'S TOP SCORING PERFORMANCES

RK	PTS	OPPONENT	DATE
1	27	Florida	01/16/2021
2	20	vs. Liberty	11/26/2020
3	19	Jackson State	12/08/2020
4	18	at Vanderbilt	01/09/2021
5	16	Iowa State	01/30/2021
6	15	No. 13 Missouri	01/05/2021
7	13	Mississippi Valley State	12/21/2020
	13	vs. Dayton	12/12/2020
9	12	North Texas	12/04/2020
	12	Texas State	11/30/2020
	12	vs. Clemson	11/25/2020

### T. SMITH'S GAME-BY-GAME STATISTICS • 2020-21

DATE • OPPONENT	GS	MIN	FG	3FG	FT	REB • O-D-T	PF/D	AST	TO	BLK	STL	PTS
11/25 • vs. Clemson	•	36	3-8	0-0	6-12	4 • 6 • 10	3	1	2	2	0	12
11/26 • vs. Liberty	•	34	7-11	0-0	6-8	4 • 3 • 7	4	1	2	2	0	20
11/30 • Texas State	•	30	3-6	0-0	6-7	2 • 3 • 5	0	1	2	1	0	12
12/04 • North Texas	•	31	5-8	0-0	2-3	2 • 6 • 8	4	0	2	1	0	12
12/08 • Jackson State	•	24	8-12	0-0	3-5	5 • 7 • 12	2	1	1	0	0	19
12/12 • vs. Dayton	•	31	5-10	0-0	3-7	4 • 3 • 7	5/D	0	3	0	0	13
12/16 • Central Arkansas • UCA	•	29	4-7	0-0	2-4	4 • 6 • 10	3	0	1	1	0	10
12/21 • Mississippi Valley State	•	23	6-8	0-0	1-4	7 • 5 • 12	3	2	1	0	0	13
12/30 • at Georgia [SEC]	•	36	3-7	0-0	1-1	1 • 5 • 6	3	3	3	1	2	7
01/02 • Kentucky [SEC]	•	34	2-11	0-0	3-5	6 • 6 • 12	3	2	4	3	0	7
01/05 • No. 13/13 Missouri [SEC]	•	32	5-7	0-0	5-6	4 • 5 • 9	2	1	1	1	1	15
01/09 • at Vanderbilt [SEC]	•	31	7-8	0-0	4-8	2 • 5 • 7	3	0	1	1	0	18
01/13 • Texas A&M [SEC]	•	38	4-7	0-0	0-0	3 • 3 • 6	1	1	1	1	0	8
01/16 • Florida [SEC]	•	35	11-13	0-0	5-10	7 • 7 • 14	1	0	1	3	0	27
01/19 • Ole Miss [SEC]	•	30	4-10	0-0	2-2	1 • 5 • 6	4	2	2	0	0	10
01/23 • at No. 18/16 Alabama [SEC]	•	32	4-6	0-0	0-0	4 • 5 • 9	3	2	4	0	3	8
01/26 • at No. 18/17 Tennessee [SEC]	•	24	0-3	0-0	5-6	2 • 4 • 6	5	0	5	0	1	5
01/30 • Iowa State [SEC/Big 12]	•	24	6-9	0-0	4-4	4 • 3 • 7	1	2	0	0	2	16
02/02 • at Arkansas [SEC]												
02/06 • at South Carolina [SEC]												
02/10 • LSU [SEC]												
02/13 • Vanderbilt [SEC]												
02/16 • at Auburn [SEC]												
02/20 • at Ole Miss [SEC]												
02/24 • South Carolina [SEC]												
02/27 • Alabama [SEC]												
03/03 • at Texas A&M [SEC]												

### T. SMITH'S STANDOUT PERFORMANCES

	18-19 • FR • WKU	20-21 • SO • MSU	CAREER
10+ Points	-	13	13
20+ Points	-	2	2
Led MSU in Scoring	-	3	3
5+ Rebounds	6	18	24
10+ Rebounds	-	6	6
Double-Doubles	-	5	5
20+PTS • 10+ REB	-	1	1
Led MSU in Rebounding	-	13	13
5+ Field Goals Made	-	9	9
10+ Field Goals Made	-	1	1
2+ 3-Point Field Goals Made	-	-	0
5+ 3-Point Field Goals Made	-	-	0
5+ Free Throws Made	-	6	6
10+ Free Throws Made	-	-	0
2+ Assists	-	6	6
5+ Assists	-	-	0
2+ Blocks	3	4	7
5+ Blocks	-	-	0
2+ Steals	-	3	3
5+ Steals	-	-	0

### T. SMITH'S • SEC RANKINGS

	ALL • SEC	ALL • SEC
Rebounds	8.6 • 8.4	1st • 1st
Offensive Rebounds	3.7 • 3.3	1st • 2nd
Defensive Rebounds	4.9 • 5.1	6th • 3rd
Blocks	1.1	NR • T-13th

## T. SMITH'S CAREER STATISTICS

YEAR	GP-GS	MIN • AVG	FG-FGA	PCT	THREE-POINT FG-FGA PCT	FT-FTA	PCT	REBOUND OFF-DEF-TOT	AVG	PF-FO	AST	TO	BLK	STL	PTS • AVG	SCHOOL
2018-19	34-0	344 • 10.1	42-72	58.3	0-0	0.0	28-49	57.1	30-59-89	2.6	52-0	8	35	10	112 • 3.3	WESTERN KENTUCKY
2020-21	18-18	554 • 30.8	87-151	57.6	0-0	0.0	58-92	63.0	66-88-154	8.6	50-2	19	36	17	232 • 12.9	MSU
TOTALS	52-18	897 • 17.2	129-223	57.8	0-0	0.0	86-141	61.0	96-147-243	4.7	102-2	27	71	27	344 • 6.6	



# #55 Keondre Montgomery

Guard/Forward • 6-7 • 200 • FR • HS • Jackson, Mississippi • Forest Hill HS

### 2020-21 OVERALL

PPG	RPG	APG	SPG	BPG
1.8	0.4	0.6	0.0	0.0

### 2020-21 SEC GAMES

PPG	RPG	APG	SPG	BPG
0.0	0.0	0.0	0.0	0.0

#### K. MONTGOMERY'S SEASON/CAREER HIGHS

POINTS	
Season	5 • Mississippi Valley State • 12/21/2020
Career	5 • Mississippi Valley State • 12/21/2020

#### REBOUNDS

Season	1 • Iowa State • 01/30/2021
	1 • Jackson State • 12/08/2020
Career	1 • 2x • Last: Iowa State • 01/30/2021

#### FIELD GOALS MADE

Season	2 • Mississippi Valley State • 12/21/2020
Career	2 • Mississippi Valley State • 12/21/2020

#### 3-POINT FIELD GOALS MADE

Season	1 • Mississippi Valley State • 12/21/2020
Career	1 • Mississippi Valley State • 12/21/2020

#### FREE THROWS MADE

Season	
Career	

#### ASSISTS

Season	1 • Central Arkansas • 12/16/2020
	1 • Jackson State • 12/08/2020
	1 • Texas State • 11/30/2020
Career	1 • 3x • Last: Central Arkansas • 12/16/2020

#### BLOCKS

Season	
Career	

#### STEALS

Season	
Career	

#### MINUTES

Season	7 • Iowa State • 01/30/2021
Career	7 • Iowa State • 01/30/2021

#### K. MONTGOMERY'S TOP SCORING PERFORMANCES

RK	PTS	OPPONENT	DATE
1	5	Mississippi Valley State	12/21/2020
2	2	Iowa State	01/30/2021
	2	Texas State	11/30/2020

#### K. MONTGOMERY'S GAME-BY-GAME STATISTICS • 2020-21

DATE	OPPONENT	GS	MIN	FG	3FG	FT	REB • O-D-T	PF/D	AST	TO	BLK	STL	PTS
11/25 • vs. Clemson		DNP											
11/26 • vs. Liberty		DNP											
11/30 • Texas State			4	1-3	0-0	0-0	0 • 0 • 0	0	1	0	0	0	2
12/04 • North Texas		DNP											
12/08 • Jackson State			4	0-0	0-0	0-0	0 • 1 • 1	0	1	0	0	0	0
12/12 • vs. Dayton		DNP											
12/16 • Central Arkansas • UCA			1	0-1	0-1	0-0	0 • 0 • 0	0	1	0	0	0	0
12/21 • Mississippi Valley State			4	2-3	1-1	0-0	0 • 0 • 0	1	0	0	0	0	5
12/30 • at Georgia [SEC]		DNP											
01/02 • Kentucky [SEC]		DNP											
01/05 • No. 13/13 Missouri [SEC]		DNP											
01/09 • at Vanderbilt [SEC]		DNP											
01/13 • Texas A&M [SEC]		DNP											
01/16 • Florida [SEC]		DNP											
01/19 • Ole Miss [SEC]		DNP											
01/23 • at No. 18/16 Alabama [SEC]		DNP											
01/26 • at No. 18/17 Tennessee [SEC]		DNP											
01/30 • Iowa State [SEC/Big 12]			7	1-6	0-2	0-0	1 • 0 • 1	0	0	1	0	0	2
02/02 • at Arkansas [SEC]													
02/06 • at South Carolina [SEC]													
02/10 • LSU [SEC]													
02/13 • Vanderbilt [SEC]													
02/16 • at Auburn [SEC]													
02/20 • at Ole Miss [SEC]													
02/24 • South Carolina [SEC]													
02/27 • Alabama [SEC]													
03/03 • at Texas A&M [SEC]													

#### K. MONTGOMERY'S CAREER STATISTICS

YEAR	GP-GS	MIN • AVG	FG-FGA	PCT	THREE-POINT		FT-FTA	PCT	REBOUND		PF-FO	AST	TO	BLK	STL	PTS • AVG
					FG-FGA	PCT			OFF-DEF-TOT	AVG						
2020-21	5-0	20 • 4.0	4-13	30.8	1-4	25.0	0-0	0.0	1-1-2	0.4	1-0	3	1	0	0	9 • 1.8
TOTALS	5-0	20 • 4.0	4-13	30.8	1-4	25.0	0-0	0.0	1-1-2	0.4	1-0	3	1	0	0	9 • 1.8



# Ben Howland

## Weber State • 1979

## 6th Season • Mississippi State

## NCAA On-Court Record • 509-281 • 25th Season

## MSU On-Court Record • 108-75 • 6th Season

### THE BEN HOWLAND FILE

#### Seasons • School • Position • Years at School

1982 • Gonzaga • Graduate Assistant • 1 Season  
1983-94 • UC Santa Barbara • Assistant Coach • 12 Seasons  
1995-99 • Northern Arizona • Head Coach • 5 Seasons  
2000-03 • Pittsburgh • Head Coach • 4 Seasons  
2004-13 • UCLA • Head Coach • 10 Seasons

#### 2016-Present • Mississippi State • Head Coach • 6 Seasons

### BEN HOWLAND'S YEAR-BY-YEAR ON-COURT RECORD

#### NORTHERN ARIZONA • 1995-99 • 79-59

SEASON	OVR W-L	CONF W-L	CONF FINISH	POSTSEASON
1994-95	9-17	4-10	7th	
1995-96	7-19	3-11	7th	
1996-97	21-7	14-2	1st	NIT First Round
1997-98	21-8	13-3	1st	NCAA First Round
1998-99	21-8	12-4	2nd	

#### PITTSBURGH • 2000-03 • 89-40

SEASON	OVR W-L	CONF W-L	CONF FINISH	POSTSEASON
1999-2000	13-15	5-11	11th	
2000-01	19-14	7-9	11th • 5th West	NIT Second Round
2001-02	29-6	13-3	T-1st • 1st West	NCAA Sweet 16
2002-03	28-5	13-3	T-1st • T-1st West	NCAA Sweet 16

#### UCLA • 2004-13 • 233-107

SEASON	OVR W-L	CONF W-L	CONF FINISH	POSTSEASON
2003-04	11-17	7-11	T-7th	
2004-05	18-11	11-7	T-3rd	NCAA First Round
2005-06	32-7	14-4	1st	NCAA Runner-Up
2006-07	30-6	15-3	1st	NCAA Final Four
2007-08	35-4	16-2	1st	NCAA Final Four
2008-09	26-9	13-5	2nd	NCAA Second Round
2009-10	14-18	8-10	T-5th	
2010-11	23-11	13-5	2nd	NCAA Second Round
2011-12	19-14	11-7	T-5th	
2012-13	25-10	13-5	1st	NCAA First Round

#### MISSISSIPPI STATE • 2016-PRESENT • 108-75

SEASON	OVR W-L	CONF W-L	CONF FINISH	POSTSEASON
2015-16	14-17	7-11	11th	
2016-17	16-16	6-12	12th	
2017-18	25-12	9-9	7th	NIT Final Four
2018-19	23-11	10-8	T-6th	NCAA First Round
2019-20	20-11	11-7	T-4th	
2020-21	10-8	4-5		

#### NCAA TOURNAMENTS

##### NCAA SWEET 16

##### NCAA FINAL FOUR

##### NCAA RUNNER-UP

11  
5  
3  
1

#### CONFERENCE REGULAR SEASON TITLES

2013 • Pac-12  
2006 • 2007 • 2008 • Pac-10  
2002 • 2003 • BIG EAST  
1997 • 1998 • Big Sky

7  
1  
3  
2  
1

#### CONFERENCE TOURNAMENT TITLES

2006 • 2008 • Pac-10  
2003 • BIG EAST  
1998 • Big Sky

4  
2  
1  
1

#### CONFERENCE COACH OF THE YEAR

2006 • Pac-10  
2002 • BIG EAST  
1997 • Big Sky

3  
1  
1  
1

### CAREER AND MISSISSIPPI STATE

Over the course of a storied 37-year coaching career, Ben Howland has established himself as a proven winner and ascended to one of college basketball's elite head coaches.

Howland, the most decorated and accomplished coach in school history, has built his career on the foundation of hard work, humility, integrity and service. He has brought stability and a calming influence to the Mississippi State program with three straight 20-win seasons for the fifth time in program history.

Mississippi State has piled up 68 victories since the start of 2017-18 which is fourth-most in program history for a three-year span. The Bulldogs also were in-line for its third consecutive postseason appearance in 2019-20 and logged back-to-back postseason appearances for the first time in nearly a decade highlighted by a 2019 NCAA Tournament trip under Howland's direction.

Mississippi State has captured 30 SEC wins over the last three seasons which is the program's best three-year total in a decade. The Bulldogs also secured 10-plus SEC victories during consecutive seasons for the first time since the 1994-95 and 1995-96 seasons under Richard Williams and earned the program's best SEC regular season finish in 2019-20 going back to the 2010-11 campaign.

The 2020-21 campaign marks Howland's sixth season with the Bulldogs and his 25th season as a head coach.

One of Howland's signature accomplishments has been the rebuilding stamp he has placed on teams throughout his career. He is a staple of March Madness and one of 15 coaches in NCAA history to lead four programs to the Big Dance.

Howland has enjoyed an unprecedented level of success and compiled an impressive list of accolades which include three straight NCAA Final Four runs in 2006-07-08 and a 2006 NCAA Runner-Up finish at UCLA. He is the only coach in NCAA history to appear in the NCAA Final Four and win at least 30 games during three consecutive seasons.

Howland is joined by Michigan State's Tom Izzo and Duke's Mike Krzyzewski as the only active coaches to secure three straight NCAA Final Four berths. He is one of 10 coaches to accomplish the prestigious feat in NCAA history headed by 10-time national champion John Wooden at UCLA.

Overall, Howland's teams have amassed 14 postseason appearances, 14 seasons of 20-plus wins, 11 NCAA Tournament bids, eight regular season conference championships and five NCAA Sweet 16 trips. He has garnered seven national coach of the year accolades and collected conference coach of the year honors in three leagues.

Howland's energetic approach and insatiable drive have helped numerous players achieve their professional dreams. Russell Westbrook, Kevin Love and Jrue Holiday spearhead a list of 24 NBA players who have combined for 14 nods to the NBA All-Star Game.

Westbrook, a five-time All-NBA First-Team honoree and two-time NBA scoring champion, was the 2017 NBA MVP. He was the first player in league history to average a triple-double for a season since Oscar Robertson during the 1960s. Love (Cleveland Cavaliers • 2016) along with Trevor Ariza (Los Angeles Lakers • 2009), Jordan Farmar (Los Angeles Lakers • 2009-10) and Norman Powell (Toronto Raptors • 2019) have each won NBA Championships.

Howland's coaching tree has seven former assistant coaches who have later become head coaches at the college level, headed by Jamie Dixon who succeeded him at Pittsburgh and is the current coach of his alma mater, TCU. He left the cupboard fully-stocked as Northern Arizona, Pitt and UCLA each made NCAA Tournament trips the next season following his departure. Pitt racked up a school-record 31 victories and captured an outright BIG EAST regular season crown, while the Panthers and Bruins made runs to the NCAA Sweet 16.

The foundation for Mississippi State's road back to the 2019 NCAA Tournament was laid by a trio of 1,000-point scorers in Quindnday Weatherspoon, Aric Holman and Lamar Peters. Weatherspoon, a 2019 All-SEC First-Team pick, wrapped up his career as one of three MSU players to dial up over 2,000 career points. He scored his first career NBA points with the San Antonio Spurs during the 2020 season. Holman and Peters each put together successful 2019-20 seasons in the NBA G-League.

Reggie Perry, a top five finalist for the 2020 Karl Malone Award given to the nation's top forward, came away with All-SEC First-Team accolades. Before Perry, the last player in program history to average a season double-double was NBA First-Round pick Arnett Moultrie in 2011-12. Perry and Robert Woodard II became the first Mississippi State duo since Mario Austin and Derrick Zimmerman in 2003 to be selected in the same NBA Draft. The program also had two first-round picks in 1996 with Erick Dampier and Dontae' Jones.

Tyson Carter made program history as the first player to secure the SEC's Sixth-Man of the Year award and became the seventh MSU player to eclipse 1,000 career points under Howland in 2019-20.

The Bulldogs will look to punch their return ticket to March Madness in 2020-21 led by returnees Abdul Ado, Iverson Molinar and D.J. Stewart Jr. The trio will be joined by talented transfers in Javian Davis, Jalen Johnson and Tolu Smith along with a skillful freshmen class headed by Derek Fountain, Andersson Garcia, Cameron Matthews, Keondre Montgomery and Deivon Smith.

### PLAYING CAREER • PERSONAL

Born in Lebanon, Oregon, Howland's prep career included stops at Dos Pueblos and Cerritos High Schools in California. He was a two-time all-state honoree by the California Interscholastic Federation (CIF) and a two-time Suburban League Most Valuable Player while at Cerritos.

Howland's college career began at Santa Barbara City College where he was an all-league performer, a team captain and led the Vaqueros to the California state finals in 1978.

A 1979 graduate of Weber State, Howland was named the team's Most Valuable Defensive Player in 1979 and 1980 as the Wildcats captured two Big Sky championships and a pair of NCAA Tournament berths. He played professionally for Club Bohemios in Uruguay's First Division.

Howland and his wife, Kim, a former Weber State cheerleader, have two children – Meredith and Adam – and three grandsons – Benjamin Clark Howland II, Eli and Asher who are the sons of Adam and his wife, Brittney.

Meredith Howland is a pediatric oncology nurse at Mattel Children's Hospital at UCLA, which is one of the nation's top five pediatric cancer centers. Adam Howland serves as the assistant district attorney in Santa Barbara county.

**FIELD GOALS MADE • ALL GAMES**

RANK	FGM	OPPONENT	DATE
1	44	North Florida • UNF	12/30/2017
2	41	Eastern Washington	11/13/2015
3	38	BYU	12/29/2018
4	37	Iowa State	01/30/2021
	37	Georgia	01/18/2020
	37	Austin Peay	11/09/2018
	37	North Georgia	12/09/2017
8	36	LSU	03/04/2017
9	35	Texas Southern	12/02/2015
	35	vs. Missouri State	11/22/2015

**FIELD GOALS ATTEMPTS • ALL GAMES**

RANK	FGA	OPPONENT	DATE
1	75	vs. Dayton	12/12/2020
2	74	Long Beach State	11/16/2018
	74	North Georgia	12/09/2017
	74	Ole Miss	02/21/2017
5	73	Iowa State	01/30/2021
6	71	at Alabama	01/29/2019
	71	North Florida • UNF	12/30/2017
	71	Alabama	02/02/2016

**FIELD GOAL PERCENTAGE • ALL GAMES**

RANK	FG%	OPPONENT	DATE
1	62.1 • 41-66	Eastern Washington	11/13/2015
2	62.0 • 44-71	North Florida • UNF	12/30/2017
3	61.7 • 37-60	Georgia	01/18/2020
4	61.1 • 33-54	Alcorn State	11/26/2018
5	60.8 • 31-51	at Vanderbilt	01/09/2021
6	60.5 • 26-43	vs. Tulane	11/21/2019
7	59.3 • 35-59	vs. Missouri State	11/22/2015
8	58.8 • 30-51	at Arkansas	02/15/2020
9	58.5 • 31-53	at Vanderbilt	02/14/2018
10	58.3 • 28-48	vs. LSU • SEC-T	03/08/2018

**FIELD GOALS MADE • 1ST HALF • ALL GAMES**

RANK	FGM	OPPONENT	DATE
1	21	North Florida • UNF	12/30/2017
	21	North Georgia	12/09/2017
3	20	at LSU	01/07/2017
4	19	BYU	12/29/2018
	19	Austin Peay	11/09/2018
	19	LSU	03/04/2017
	19	Texas Southern	12/02/2015
	19	vs. Missouri State	11/22/2015

**FIELD GOAL PERCENTAGE • 1ST HALF • ALL GAMES**

RANK	FG%	OPPONENT	DATE
1	70.4 • 19-27	vs. Missouri State	11/22/2015
2	68.0 • 17-25	Alcorn State	11/26/2018
3	64.0 • 16-25	vs. LSU • SEC-T	03/08/2018
4	62.5 • 15-24	at Vanderbilt	01/09/2021
5	62.1 • 18-29	at Arkansas	02/15/2020
	62.1 • 18-29	vs. Northern Colorado	12/23/2015
7	60.7 • 17-28	Missouri	01/14/2020
8	60.0 • 18-30	Kent State	12/30/2019
	60.0 • 15-25	[21] LSU	02/06/2019
	60.0 • 18-30	Arkansas	02/09/2016

**FIELD GOALS MADE • 2ND HALF • ALL GAMES**

RANK	FGM	OPPONENT	DATE
1	23	North Florida • UNF	12/30/2017
	23	Eastern Washington	11/13/2015
3	21	Iowa State	01/30/2021
	21	at Alabama	01/29/2019
	21	UT Martin	12/16/2017
	21	Florida A&M	11/18/2017

**FIELD GOAL PERCENTAGE • 2ND HALF • ALL GAMES**

RANK	FG%	OPPONENT	DATE
1	69.7 • 23-33	North Florida • UNF	12/30/2017
2	69.2 • 18-26	Tennessee	02/01/2020
3	68.4 • 13-19	vs. Tulane	11/21/2019
	68.4 • 13-19	Texas A&M	01/14/2017
5	67.9 • 19-28	[13] Missouri	01/05/2021
	67.9 • 19-28	Georgia	01/18/2020
7	67.7 • 21-31	UT Martin	12/16/2017
	67.7 • 21-31	Florida A&M	11/18/2017

**3-POINT FIELD GOALS MADE • ALL GAMES**

RANK	3FGM	OPPONENT	DATE
1	19	vs. Clemson	12/08/2018
2	17	vs. Southern Miss • USM	12/19/2016
3	16	Texas A&M	03/09/2019
4	14	Wofford	12/19/2018
	14	McNeese State	12/04/2018
6	13	[16] Auburn	01/26/2019
	13	at Baylor • NIT	03/18/2018
	13	North Georgia	12/09/2017
	13	Georgia State	12/04/2016
10	12	at Georgia	12/30/2020
	12	Cincinnati	12/15/2018
	12	Ole Miss	02/17/2018
	12	Missouri	01/25/2017
	12	at Arkansas	01/10/2017
	12	Ole Miss	01/23/2016

**3-POINT FIELD GOAL ATTEMPTS • ALL GAMES**

RANK	3FGA	OPPONENT	DATE
1	34	Texas A&M	03/09/2019
	34	Georgia State	12/04/2016
2	33	UT Martin	12/16/2017
3	31	McNeese State	12/04/2018
	31	at Missouri	02/10/2018
	31	Southern	11/16/2015

**3-POINT FIELD GOAL PERCENTAGE • ALL GAMES**

RANK	3FG%	OPPONENT	DATE
1	63.3 • 19-30	vs. Clemson	12/08/2018
2	59.1 • 13-22	at Baylor • NIT	03/18/2018
3	58.8 • 10-17	Florida	01/15/2019
	58.8 • 10-17	vs. LSU • SEC-T	03/08/2018
	58.8 • 10-17	at Vanderbilt	02/14/2018
6	58.6 • 17-29	vs. Southern Miss • USM	12/19/2016
7	57.9 • 11-19	Oregon State	12/01/2016
8	55.0 • 11-20	vs. Tulane	11/21/2019
9	52.2 • 12-23	Cincinnati	12/15/2018
	52.2 • 12-23	Ole Miss	02/17/2018
	52.2 • 12-23	Missouri	01/25/2017

**FREE THROWS MADE • ALL GAMES**

RANK	FTM	OPPONENT	DATE
1	29	Kent State	12/30/2019
2	28	South Carolina	02/19/2020
	28	Wofford	12/19/2018
4	27	Arkansas	01/22/2020
	27	Alabama State	11/10/2017
	27	at Auburn	02/07/2017
7	26	Stephen F. Austin	11/22/2017
8	25	Tennessee	02/01/2020
	25	Radford	12/18/2019
10	24	[22] Arkansas	01/02/2018
	24	Texas A&M	01/14/2017

**FREE THROW ATTEMPTS • ALL GAMES**

RANK	FTA	OPPONENT	DATE
1	40	[22] Arkansas	01/02/2018
2	38	Kent State	12/30/2019
3	36	South Carolina	02/19/2020
	36	Wofford	12/19/2018
5	35	Stephen F. Austin	11/22/2017
	35	Alabama State	11/10/2017

**FREE THROW PERCENTAGE • ALL GAMES**

RANK	FT%	OPPONENT	DATE
1	93.3 • 14-15	at South Carolina	01/31/2018
2	92.3 • 12-13	vs. No. 17 Villanova	11/22/2019
	92.3 • 12-13	vs. LSU • SEC-T	03/08/2017
4	90.9 • 20-22	BYU	12/29/2018
5	90.5 • 19-21	[13] Missouri	01/05/2021
6	90.0 • 18-20	South Carolina	02/23/2019
7	88.2 • 15-17	at [18] Alabama	01/23/2021
	88.2 • 15-17	at Florida	01/28/2020
	88.2 • 15-17	Ole Miss	01/23/2016
10	87.5 • 14-16	vs. [13] Tennessee • SEC-T	03/09/2018
	87.5 • 14-16	at [14] Kentucky	01/12/2016
12	87.1 • 27-31	Arkansas	01/22/2020
13	85.7 • 18-21	at LSU	01/11/2020
	85.7 • 12-14	at Vanderbilt	01/19/2019
	85.7 • 12-14	vs. UTEP	11/20/2016

**REBOUNDS • ALL GAMES**

RANK	REB	OPPONENT	DATE
1	55	Tennessee	02/04/2017
2	53	UT Martin	12/16/2017
3	52	Long Beach State	11/16/2018
4	50	Jackson State	12/08/2020
	50	Arkansas	02/09/2016
5	49	at LSU	01/11/2020
	49	Ole Miss	02/21/2017
7	47	Florida	01/16/2021
	47	Mississippi Valley State	12/21/2020
	47	Nebraska • NIT	03/14/2018
	47	Alabama State	11/10/2017



**REBOUNDING MARGIN • ALL GAMES**

RANK	RM	OPPONENT	DATE
1	<b>+25 • 50-25</b>	<b>Jackson State</b>	<b>12/08/2020</b>
	+25 • 41-16	vs. Tulane	11/21/2019
	+25 • 46-21	North Florida • UNF	12/30/2017
3	+24 • 53-29	UT Martin	12/16/2017
4	<b>+23 • 47-27</b>	<b>Mississippi Valley State</b>	<b>12/21/2020</b>
5	<b>+21 • 47-26</b>	<b>Florida</b>	<b>01/16/2021</b>
6	+20 • 41-21	at Auburn	03/02/2019
7	<b>+19 • 46-27</b>	<b>Texas State</b>	<b>11/30/2020</b>
8	+18 • 40-22	Georgia	01/18/2020
	+18 • 49-31	at LSU	01/11/2020
	+18 • 45-27	New Orleans	11/17/2019
	+18 • 52-34	Long Beach State	11/16/2018

**REBOUNDING DEFICIT • ALL GAMES**

RANK	RD	OPPONENT	DATE
1	-25 • 51-26	at South Carolina	01/26/2016
2	-17 • 50-33	vs. [13] Tennessee • SEC-T	03/09/2018
	-17 • 43-26	Alabama	01/03/2017
4	-15 • 38-23	Texas A&M	01/14/2017
5	-14 • 49-35	at Tennessee	01/21/2017
	-14 • 49-35	vs. Central Florida • UCF	11/17/2016
	-14 • 46-32	at Florida State • FSU	12/16/2015
	-14 • 41-27	vs. Miami • Florida	11/19/2015

**ASSISTS • ALL GAMES**

RANK	ASST	OPPONENT	DATE
1	24	Alcorn State	11/26/2018
	24	at Baylor • NIT	03/18/2018
	24	North Florida • UNF	12/30/2017
4	22	Texas A&M	03/09/2019
	22	vs. Clemson	12/08/2018
6	<b>21</b>	<b>Iowa State</b>	<b>01/30/2021</b>
	21	Georgia	01/18/2020
	21	at Coastal Carolina	11/24/2019
	21	UT Martin	12/16/2017
	21	LSU	03/04/2017
	21	vs. Southern Miss • USM	12/19/2016
	21	vs. Northern Colorado	12/23/2015
13	20	New Orleans	11/17/2019
	20	[16] Auburn	01/26/2019
	20	Vanderbilt	01/16/2018
	20	South Carolina	02/27/2016
	20	vs. Missouri State	11/22/2015

**STEALS • ALL GAMES**

RANK	STL	OPPONENT	DATE
1	17	Oregon State	12/01/2016
2	15	Alabama	02/12/2019
	15	Hartford	11/11/2018
4	14	at Arkansas	02/16/2019
5	<b>13</b>	<b>at [18] Alabama</b>	<b>01/23/2021</b>
	13	South Carolina	02/24/2018
	13	Dayton	12/03/2017
	13	Ole Miss	02/21/2017
	13	vs. Boise State	11/18/2016
	13	South Carolina	02/27/2016

**BLOCKS • ALL GAMES**

RANK	BLK	OPPONENT	DATE
1	13	Florida A&M	11/18/2017
2	12	[8] Auburn	01/04/2020
	12	at South Carolina	01/26/2016
3	11	vs. Southern Miss • USM	12/19/2016
4	10	South Carolina	02/23/2019
	10	Long Beach State	11/16/2018
	10	Stephen F. Austin	11/22/2017
	10	Texas Southern	12/02/2015

**TURNOVERS • ALL GAMES**

RANK	TO	OPPONENT	DATE
1	25	vs. Tulane	11/21/2019
2	24	Dayton	12/03/2017
3	23	Sam Houston State	11/08/2019
4	22	South Carolina	02/19/2020
	22	Ole Miss	02/21/2017
5	20	at South Carolina	02/28/2017

**POINTS SCORED • SEC OPPONENTS**

RANK	PTS	OPPONENT	DATE
1	95	at LSU	01/07/2017
2	93	at Texas A&M	02/20/2018
3	92	Texas A&M	03/09/2019
	92	[16] Auburn	01/26/2019
	92	at Auburn	02/07/2017
6	91	Georgia	01/18/2020
7	89	Missouri	01/25/2017
8	88	[21] LSU	02/06/2019
	88	LSU	03/04/2017
10	86	Tennessee	02/01/2020

**POINTS ALLOWED LOW • SEC OPPONENTS**

RANK	PTS	OPPONENT	DATE
1	44	Ole Miss	03/07/2020
2	45	Missouri	01/14/2020
3	46	Arkansas	02/09/2016
4	49	Missouri	02/26/2019
5	52	vs. LSU • SEC-T	03/08/2017
6	54	vs. Texas A&M • SEC-T	03/14/2019
7	55	at Vanderbilt	01/19/2019
8	56	[18] Tennessee	01/26/2021
	56	Texas A&M	01/13/2021
10	57	Georgia	02/03/2018
	57	[15] Florida	02/18/2017

**MARGIN OF VICTORY • SEC OPPONENTS**

RANK	MOV	OPPONENT	DATE
1	+32 • 91-59	Georgia	01/18/2020
	+32 • 78-46	Arkansas	02/09/2016
3	+27 • 72-45	Missouri	01/14/2020
	+27 • 79-52	vs. LSU • SEC-T	03/08/2017
5	+26 • 70-54	vs. Texas A&M • SEC-T	03/14/2019
6	+25 • 69-44	Ole Miss	03/07/2020
7	+19 • 68-49	Missouri	02/26/2019
	+19 • 81-62	Alabama	02/12/2019
9	+18 • 80-62	Vanderbilt	01/16/2018
10	+17 • 79-62	Ole Miss	02/17/2018
	+17 • 95-78	at LSU	01/07/2017
12	+16 • 71-55	at Vanderbilt	01/19/2019
13	+15 • 78-63	[13] Missouri	01/05/2021
	+15 • 76-61	South Carolina	02/23/2019
	+15 • 72-57	Georgia	02/03/2018
	+15 • 89-74	Missouri	01/25/2017

**POINTS SCORED LOW • SEC OPPONENTS**

RANK	PTS	OPPONENT	DATE
1	46	Ole Miss	01/19/2021
2	48	at Vanderbilt	02/25/2017
3	52	[15] Florida	02/18/2017
4	53	[18] Tennessee	01/26/2021
5	54	at [5] Tennessee	03/05/2019
	54	[16] Tennessee	02/27/2018
	54	at Florida	01/10/2018

**POINTS ALLOWED • SEC OPPONENTS**

RANK	PTS	OPPONENT	DATE
1	98	at Auburn	02/07/2017
2	92	[21] LSU	02/06/2019
3	91	at Tennessee	01/21/2017
4	90	at Alabama	01/08/2020
5	89	at Missouri	02/10/2018

**MARGIN OF DEFEAT • SEC OPPONENTS**

RANK	MOD	OPPONENT	DATE
1	-29 • 77-48	at Vanderbilt	02/25/2017
2	-27 • 88-61	at Ole Miss	01/31/2017
3	-25 • 83-58	at Ole Miss	02/11/2020
4	-22 • 76-54	[16] Tennessee	02/27/2018
5	-21 • 90-69	at Alabama	01/08/2020
	-21 • 76-55	at [8] Kentucky	01/22/2019
	-21 • 78-57	at LSU	03/03/2018
8	-20 • 75-55	vs. Alabama • SEC-T	03/09/2017

**POINTS SCORED • 1ST HALF • SEC OPPONENTS**

RANK	PTS	OPPONENT	DATE
1	52	at LSU	01/07/2017
2	48	LSU	03/04/2017
3	47	[16] Auburn	01/26/2019
4	46	Texas A&M	03/09/2019
5	45	vs. LSU • SEC-T	03/08/2018
6	44	Ole Miss	02/17/2018
7	43	Alabama	02/12/2019
8	42	Georgia	01/18/2020
	42	[21] LSU	02/06/2019
	42	Arkansas	02/09/2016
	42	at Florida	01/19/2016

**POINTS ALLOWED LOW • 1ST HALF • SEC OPPONENTS**

RANK	PTS	OPPONENT	DATE
1	20	Missouri	01/14/2020
	20	Auburn	03/05/2016
	20	Arkansas	02/09/2016
	20	at Missouri	01/30/2016
5	21	Georgia	02/03/2018

**HALFTIME LEAD • SEC OPPONENTS**

RANK	HL	OPPONENT	DATE
1	+22 • 42-20	Arkansas	02/09/2016
2	+21 • 44-23	Ole Miss	02/17/2018
3	+20 • 40-20	Missouri	01/14/2020
4	+19 • 52-33	at LSU	01/07/2017
	+19 • 39-20	Auburn	03/05/2016

**POINTS SCORED LOW • 1ST HALF • SEC OPPONENTS**

RANK	PTS	OPPONENT	DATE
1	20	Alabama	01/03/2017
2	21	Ole Miss	01/19/2021
	21	Tennessee	02/04/2017
	21	Georgia	02/13/2016
5	22	at LSU	01/11/2020
	22	at Alabama	01/20/2018
	22	vs. Alabama • SEC-T	03/09/2017

**POINTS ALLOWED • 1ST HALF • SEC OPPONENTS**

RANK	PTS	OPPONENT	DATE
1	51	at Ole Miss	01/31/2017
2	48	at Auburn	02/07/2017
3	46	[5] Kentucky	01/17/2017
4	45	at Florida	01/28/2020
	45	[16] Auburn	01/26/2019

**HALFTIME DEFICIT • SEC OPPONENTS**

RANK	MOD	OPPONENT	DATE
1	-20 • 48-28	at Auburn	02/07/2017
2	-19 • 41-22	at Alabama	01/20/2018
3	-18 • 51-33	at Ole Miss	01/31/2017
4	-15 • 40-25	[5] Kentucky	02/09/2019
5	-14 • 37-23	at Vanderbilt	02/25/2017

**POINTS SCORED • 2ND HALF • SEC OPPONENTS**

RANK	PTS	OPPONENT	DATE
1	64	at Auburn	02/07/2017
2	58	Tennessee	02/01/2020
3	52	at Texas A&M	02/20/2018
4	51	[13] Missouri	01/05/2021
5	50	at Auburn	03/02/2019
	50	at Alabama	01/29/2019
	50	Missouri	01/25/2017
8	49	Vanderbilt	02/08/2020
	49	at [15] Kentucky	02/04/2020
	49	Georgia	01/18/2020
	49	at Vanderbilt	02/14/2018

**POINTS ALLOWED LOW • 2ND HALF • SEC OPPONENTS**

RANK	PTS	OPPONENT	DATE
1	19	Ole Miss	03/07/2020
2	23	Missouri	02/26/2019
3	24	[13] Missouri	01/05/2021
4	25	Missouri	01/14/2020
	25	South Carolina	02/23/2019
	25	[15] Florida	02/18/2017

**2ND HALF MARGIN OF VICTORY • SEC OPPONENTS**

RANK	MOV	OPPONENT	DATE
1	+27 • 51-24	[13] Missouri	01/05/2021
2	+22 • 47-25	South Carolina	02/23/2019
3	+21 • 49-28	Georgia	01/18/2020
4	+19 • 58-39	Tennessee	02/01/2020
	+19 • 50-31	Missouri	01/25/2017
6	+17 • 43-26	at Florida	01/28/2020
	+17 • 43-26	Tennessee	02/04/2017
8	+16 • 45-29	at Arkansas	02/16/2019
9	+15 • 42-27	vs. LSU • SEC-T	03/08/2017

**POINTS SCORED LOW • 2ND HALF • SEC OPPONENTS**

RANK	PTS	OPPONENT	DATE
1	20	[16] Tennessee	02/27/2018
2	22	Texas A&M	01/13/2021
3	24	at Ole Miss	02/11/2020
	24	at Ole Miss	01/06/2018
5	25	Ole Miss	01/19/2021
	25	at LSU	03/03/2018
	25	at Vanderbilt	02/25/2017

**POINTS ALLOWED • 2ND HALF • SEC OPPONENTS**

RANK	PTS	OPPONENT	DATE
1	54	at Tennessee	01/21/2017
2	52	[22] Auburn	01/13/2018
3	51	at Texas A&M	02/22/2020
	51	[8] Auburn	01/04/2020
	51	at Georgia	02/14/2017
6	50	at Ole Miss	02/11/2020
	50	at Auburn	02/07/2017

**2ND HALF MARGIN OF DEFEAT • SEC OPPONENTS**

RANK	MOD	OPPONENT	DATE
1	-26 • 50-24	at Ole Miss	02/11/2020
2	-19 • 52-33	[22] Auburn	01/13/2018
3	-16 • 41-25	at LSU	03/03/2018
4	-16 • 36-20	[16] Tennessee	02/27/2018
5	-15 • 40-25	at Vanderbilt	02/25/2017

**FIELD GOALS MADE • SEC OPPONENTS**

RANK	FGM	OPPONENT	DATE
1	37	Georgia	01/18/2020
2	36	LSU	03/04/2017
3	33	Texas A&M	03/09/2019
	33	at LSU	01/07/2017
	33	Alabama	02/02/2016

**FIELD GOALS ATTEMPTS • SEC OPPONENTS**

RANK	FGA	OPPONENT	DATE
1	74	Ole Miss	02/21/2017
2	71	at Alabama	01/29/2019
	71	Alabama	02/02/2016
<b>4</b>	<b>69</b>	<b>Kentucky</b>	<b>01/02/2021</b>
	69	at Alabama	01/08/2020
	69	at Missouri	02/10/2018

**FIELD GOAL PERCENTAGE • SEC OPPONENTS**

RANK	FG%	OPPONENT	DATE
1	61.7 • 37-60	Georgia	01/18/2020
<b>2</b>	<b>60.8 • 31-51</b>	<b>at Vanderbilt</b>	<b>01/09/2021</b>
3	58.8 • 30-51	at Arkansas	02/15/2020
4	58.5 • 31-53	at Vanderbilt	02/14/2018
5	58.3 • 28-48	vs. LSU • SEC-T	03/08/2018
6	57.1 • 28-49	Tennessee	02/01/2020
	57.1 • 32-56	Missouri	01/25/2017
8	56.4 • 31-55	Ole Miss	02/17/2018
9	54.7 • 29-53	Missouri	01/27/2018
10	54.5 • 30-55	Missouri	01/14/2020
	54.5 • 36-66	LSU	03/04/2017

**FIELD GOALS MADE • 1ST HALF • SEC OPPONENTS**

RANK	FGM	OPPONENT	DATE
1	20	at LSU	01/07/2017
2	19	LSU	03/04/2017
3	18	at Arkansas	02/15/2020
	18	Georgia	01/18/2020
	18	Arkansas	02/09/2016
6	17	Alabama	02/25/2020
	17	Missouri	01/14/2020

**FIELD GOAL PERCENTAGE • 1ST HALF • SEC OPPONENTS**

RANK	FG%	OPPONENT	DATE
1	64.0 • 16-25	vs. LSU • SEC-T	03/08/2018
<b>2</b>	<b>62.5 • 15-24</b>	<b>at Vanderbilt</b>	<b>01/09/2021</b>
3	62.1 • 18-29	at Arkansas	02/15/2020
4	60.7 • 17-28	Missouri	01/14/2020
5	60.0 • 15-25	[21] LSU	02/06/2019
	60.0 • 18-30	Arkansas	02/09/2016

**FIELD GOALS MADE • 2ND HALF • SEC OPPONENTS**

RANK	FGM	OPPONENT	DATE
1	21	at Alabama	01/29/2019
<b>2</b>	<b>19</b>	<b>[13] Missouri</b>	<b>01/05/2021</b>
	19	Georgia	01/18/2020
4	18	Tennessee	02/01/2020
	18	vs. [8] Tennessee • SEC-T	03/15/2019
	18	at Vanderbilt	02/14/2018
	18	at Missouri	02/10/2018
	18	Missouri	01/27/2018
	18	at Auburn	02/07/2017
	18	Missouri	01/25/2017
	18	[5] Kentucky	01/17/2017
	18	Tennessee	01/16/2016

**FIELD GOAL PERCENTAGE • 2ND HALF • SEC OPPONENTS**

RANK	FG%	OPPONENT	DATE
1	69.2 • 18-26	Tennessee	02/01/2020
2	68.4 • 13-19	Texas A&M	01/14/2017
<b>3</b>	<b>67.9 • 19-28</b>	<b>[13] Missouri</b>	<b>01/05/2021</b>
	67.9 • 19-28	Georgia	01/18/2020
5	66.7 • 18-27	at Vanderbilt	02/14/2018
	66.7 • 18-27	Missouri	01/27/2018
7	65.4 • 17-26	South Carolina	02/23/2019

**3-POINT FIELD GOALS MADE • SEC OPPONENTS**

RANK	3FGM	OPPONENT	DATE
1	16	Texas A&M	03/09/2019
2	13	[16] Auburn	01/26/2019
<b>3</b>	<b>12</b>	<b>at Georgia</b>	<b>12/30/2020</b>
	12	Ole Miss	02/17/2018
	12	Missouri	01/25/2017
	12	at Arkansas	01/10/2017
	12	Ole Miss	01/23/2016
8	11	vs. Texas A&M • SEC-T	03/14/2019
	11	at South Carolina	01/08/2019
	11	at Missouri	02/10/2018
	11	vs. LSU • SEC-T	03/08/2017
	11	[19] South Carolina	02/11/2017
	11	at Auburn	02/07/2017
	11	at LSU	01/07/2017
	11	Auburn	03/05/2016
	11	at South Carolina	01/26/2016

**3-POINT FIELD GOAL ATTEMPTS • SEC OPPONENTS**

RANK	3FGA	OPPONENT	DATE
1	34	Texas A&M	03/09/2019
2	31	at Missouri	02/10/2018
3	30	at Auburn	03/20/2019
	30	[16] Auburn	01/26/2019
	30	vs. LSU • SEC-T	03/08/2017

**3-POINT FIELD GOAL PERCENTAGE • SEC OPPONENTS**

RANK	3FG%	OPPONENT	DATE
1	58.8 • 10-17	Florida	01/15/2019
	58.8 • 10-17	vs. LSU • SEC-T	03/08/2018
	58.8 • 10-17	at Vanderbilt	02/14/2018
3	52.2 • 12-23	Ole Miss	02/17/2018
	52.2 • 12-23	Missouri	01/25/2017
5	50.0 • 11-22	at LSU	01/07/2017
	50.0 • 12-24	Ole Miss	01/23/2016

**FREE THROWS MADE • SEC OPPONENTS**

RANK	FTM	OPPONENT	DATE
1	28	South Carolina	02/19/2020
2	27	Arkansas	01/22/2020
	27	at Auburn	02/07/2017
4	25	Tennessee	02/01/2020
5	24	[22] Arkansas	01/02/2018
	24	Texas A&M	01/14/2017
7	23	[16] Auburn	01/26/2019
	23	at Texas A&M	02/20/2018
9	22	at South Carolina	03/03/2020
	22	at Arkansas	01/10/2017
10	20	at Ole Miss	02/11/2020
	20	Arkansas	02/09/2016

**FREE THROW ATTEMPTS • SEC OPPONENTS**

RANK	FTA	OPPONENT	DATE
1	40	[22] Arkansas	01/02/2018
2	36	South Carolina	02/19/2020
3	34	[16] Auburn	01/26/2019
	34	at Auburn	02/07/2017
5	32	at Arkansas	01/10/2017
6	31	Arkansas	01/22/2020
	31	Tennessee	02/04/2017
8	30	Tennessee	02/01/2020
	30	Texas A&M	01/14/2017

**FREE THROW PERCENTAGE • SEC OPPONENTS**

RANK	FT%	OPPONENT	DATE
1	93.3 • 14-15	at South Carolina	01/31/2018
2	92.3 • 12-13	vs. LSU • SEC-T	03/08/2017
<b>3</b>	<b>90.5 • 19-21</b>	<b>[13] Missouri</b>	<b>01/05/2021</b>
4	90.0 • 18-20	South Carolina	02/23/2019
<b>5</b>	<b>88.2 • 15-17</b>	<b>at [18] Alabama</b>	<b>01/23/2021</b>
	88.2 • 15-17	at Florida	01/28/2020
	88.2 • 15-17	Ole Miss	01/23/2016
8	87.5 • 14-16	vs. [13] Tennessee • SEC-T	03/09/2018
	87.5 • 14-16	at [14] Kentucky	01/12/2016
10	87.1 • 27-31	Arkansas	01/22/2020
11	85.7 • 18-21	at LSU	01/11/2020
	85.7 • 12-14	at Vanderbilt	01/19/2019

**REBOUNDS • SEC OPPONENTS**

RANK	REB	OPPONENT	DATE
1	55	Tennessee	02/04/2017
2	50	Arkansas	02/09/2016
3	49	at LSU	01/11/2020
	49	Ole Miss	02/21/2017
<b>5</b>	<b>47</b>	<b>Florida</b>	<b>01/16/2021</b>
<b>6</b>	<b>46</b>	<b>Kentucky</b>	<b>01/02/2021</b>
	46	[8] Auburn	01/04/2020
8	45	at Ole Miss	01/06/2018
9	44	at Texas A&M	02/20/2018
10	43	at Alabama	01/29/2019
	43	Auburn	03/05/2016
	43	at Missouri	01/30/2016

**REBOUNDING MARGIN • SEC OPPONENTS**

RANK	RM	OPPONENT	DATE
<b>1</b>	<b>+21 • 47-26</b>	<b>Florida</b>	<b>01/16/2021</b>
2	+20 • 41-21	at Auburn	03/02/2019
3	+18 • 40-22	Georgia	01/18/2020
	+18 • 49-31	at LSU	01/11/2020
5	+17 • 37-20	Georgia	02/03/2018
<b>6</b>	<b>+15 • 37-22</b>	<b>[13] Missouri</b>	<b>01/05/2021</b>

## REBOUNDING DEFICIT • SEC OPPONENTS

RANK	RD	OPPONENT	DATE
1	-25 • 51-26	at South Carolina	01/26/2016
2	-17 • 50-33	vs. [13] Tennessee • SEC-T	03/09/2018
	-17 • 43-26	Alabama	01/03/2017
4	-15 • 38-23	Texas A&M	01/14/2017
5	-14 • 49-35	at Tennessee	01/21/2017

## ASSISTS • SEC OPPONENTS

RANK	ASST	OPPONENT	DATE
1	22	Texas A&M	03/09/2019
2	21	Georgia	01/18/2020
	21	LSU	03/04/2017
4	20	[16] Auburn	01/26/2019
	20	Vanderbilt	01/16/2018
	20	South Carolina	02/27/2016
7	19	at Texas A&M	02/22/2020
	19	Florida	01/15/2019
	19	at Texas A&M	02/20/2018
10	18	at Vanderbilt	02/14/2018
	18	Tennessee	01/16/2016

## STEALS • SEC OPPONENTS

RANK	STL	OPPONENT	DATE
1	15	Alabama	02/12/2019
2	14	at Arkansas	02/16/2019
3	13	at [18] Alabama	01/23/2021
	13	South Carolina	02/24/2018
	13	Ole Miss	02/21/2017
	13	South Carolina	02/27/2016
7	12	vs. LSU • SEC-T	03/08/2017
	12	at Ole Miss	03/02/2016
9	11	[21] LSU	02/06/2019
	11	[16] Auburn	01/26/2019
	11	Texas A&M	01/14/2017
	11	at Florida	01/19/2016

## BLOCKS • SEC OPPONENTS

RANK	BLK	OPPONENT	DATE
1	12	[8] Auburn	01/04/2020
	12	at South Carolina	01/26/2016
3	10	South Carolina	02/23/2019
4	9	at South Carolina	01/08/2019
	9	Arkansas	02/09/2016
6	8	Alabama	02/25/2020
	8	Vanderbilt	02/08/2020
	8	Missouri	02/26/2019
	8	vs. [13] Tennessee • SEC-T	03/09/2018
	8	vs. LSU • SEC-T	03/08/2018
	8	[22] Auburn	01/13/2018
	8	[22] Arkansas	01/02/2018

## TURNOVERS • SEC OPPONENTS

RANK	TO	OPPONENT	DATE
1	22	South Carolina	02/19/2020
	22	Ole Miss	02/21/2017
3	20	at South Carolina	02/28/2017
4	19	[19] South Carolina	02/11/2017
	19	at Ole Miss	01/31/2017
	19	[5] Kentucky	01/17/2017
	19	at [14] Kentucky	01/12/2016



# BEN HOWLAND ERA RECORDS • INDIVIDUAL

## POINTS SCORED • ALL GAMES

RANK	PTS	PLAYER	OPPONENT	DATE
1	35	Tyson Carter	North Dakota State	11/30/2017
<b>2</b>	<b>32</b>	<b>D.J. Stewart Jr.</b>	<b>vs. Dayton</b>	<b>12/12/2020</b>
3	31	Quinnndary Weatherspoon	at Georgia	02/20/2019
4	29	Quinnndary Weatherspoon	Missouri	01/25/2017
5	28	Tyson Carter	Sam Houston State	11/08/2019
	28	Aric Holman	BYU	12/29/2018
	28	Lamar Peters	vs. Clemson	12/08/2018
	28	Gavin Ware	at Ole Miss	03/02/2016
	28	Gavin Ware	Alabama	02/02/2016
<b>10</b>	<b>27</b>	<b>D.J. Stewart Jr.</b>	<b>at [18] Alabama</b>	<b>01/23/2021</b>
	<b>27</b>	<b>Tolu Smith</b>	<b>Florida</b>	<b>01/16/2021</b>
	27	Reggie Perry	at Florida	01/28/2020
	27	Quinnndary Weatherspoon	vs. Liberty • NCAA-T	03/22/2019
	27	Quinnndary Weatherspoon	LSU	02/06/2019
	27	Quinnndary Weatherspoon	at Ole Miss	02/02/2019
	27	Quinnndary Weatherspoon	[16] Auburn	01/26/2019
	27	Quinnndary Weatherspoon	BYU	12/29/2018
	27	Lamar Peters	McNeese State	12/04/2018
	27	Quinnndary Weatherspoon	Morehead State	12/22/2016
20	26	Tyson Carter	at Arkansas	02/15/2020
	26	Reggie Perry	Arkansas	01/22/2020
	26	Reggie Perry	Kent State	12/30/2019
	26	Gavin Ware	Eastern Washington	11/13/2015
24	25	Reggie Perry	Vanderbilt	02/08/2020
	25	Quinnndary Weatherspoon	at Auburn	03/02/2019
	25	Tyson Carter	Stephen F. Austin • SFA	11/22/2017
	25	Quinnndary Weatherspoon	at Auburn	02/07/2017
	25	Lamar Peters	[5] Kentucky	01/17/2017
	25	Quinnndary Weatherspoon	at Arkansas	01/10/2017
	25	Quinnndary Weatherspoon	Missouri-Kansas City • UMKC	12/29/2016
	25	Quinnndary Weatherspoon	vs. Boise State	11/18/2016
	25	Malik Newman	Ole Miss	01/23/2016
	25	Gavin Ware	vs. Missouri State	11/22/2015
	25	I.J. Ready	Eastern Washington	11/13/2015
<b>35</b>	<b>24</b>	<b>Iverson Molinar</b>	<b>at Vanderbilt</b>	<b>01/09/2021</b>
	<b>24</b>	<b>D.J. Stewart</b>	<b>[13] Missouri</b>	<b>01/05/2021</b>
	<b>24</b>	<b>Iverson Molinar</b>	<b>at Georgia</b>	<b>12/30/2020</b>
	24	Tyson Carter	at South Carolina	03/03/2020
	24	Reggie Perry	at Ole Miss	02/11/2020
	24	Reggie Perry	Tennessee	02/01/2020
	24	Lamar Peters	vs. LSU • SEC-T	03/08/2018
	24	Lamar Peters	Georgia State	12/04/2016
	24	Quinnndary Weatherspoon	Vanderbilt	02/16/2016
	24	Craig Sword	at [21] Texas A&M	02/24/2016
<b>45</b>	<b>23</b>	<b>D.J. Stewart Jr.</b>	<b>Texas State</b>	<b>11/30/2020</b>
	23	Reggie Perry	Missouri	01/14/2020
	23	Tyson Carter	Florida International	11/05/2019
	23	Aric Holman	North Florida • UNF	12/30/2017
	23	Lamar Peters	at Auburn	02/07/2017
	23	Lamar Peters	Missouri	01/25/2017
	23	Quinnndary Weatherspoon	Tennessee	01/16/2016
52	22	Reggie Perry	Ole Miss	03/07/2020
	22	Reggie Perry	Georgia	01/18/2020
	22	Tyson Carter	vs. [17] Villanova	11/22/2019
	22	Tyson Carter	Missouri	02/26/2019
	22	Quinnndary Weatherspoon	at Arkansas	02/16/2019
	22	Lamar Peters	Alabama	02/12/2019
	22	Aric Holman	vs. Arizona State	11/19/2018
	22	Quinnndary Weatherspoon	Hartford	11/11/2018
	22	Lamar Peters	vs. [13] Tennessee • SEC-T	03/09/2018
	22	Lamar Peters	at Missouri	02/10/2018
	22	Nick Weatherspoon	[22] Arkansas	01/02/2018
	22	Quinnndary Weatherspoon	[22] Arkansas	01/02/2018
	22	Quinnndary Weatherspoon	North Georgia	12/09/2017
	22	Tyson Carter	[19] South Carolina	02/11/2017
	22	Quinnndary Weatherspoon	Norfolk State	11/11/2016
	22	Gavin Ware	UT Martin	11/28/2015
<b>68</b>	<b>21</b>	<b>Iverson Molinar</b>	<b>Jackson State</b>	<b>12/08/2020</b>
	21	Reggie Perry	Alabama	02/25/2020
	21	Nick Weatherspoon	Vanderbilt	02/08/2020
	21	Reggie Perry	[8] Auburn	01/04/2020
	21	Iverson Molinar	vs. Tulane	11/21/2019

RANK	PTS	PLAYER	OPPONENT	DATE
	21	Robert Woodard II	New Orleans	11/17/2019
	21	Lamar Peters	vs. Liberty • NCAA-T	03/22/2019
	21	Lamar Peters	Texas A&M	03/09/2019
	21	Tyson Carter	at Auburn	03/02/2019
	21	Reggie Perry	South Carolina	02/23/2019
	21	Reggie Perry	at Ole Miss	02/02/2019
	21	Quinnndary Weatherspoon	at Dayton	11/30/2018
	21	Quinnndary Weatherspoon	Long Beach State	11/16/2018
	21	Quinnndary Weatherspoon	Austin Peay	11/09/2018
	21	Quinnndary Weatherspoon	Little Rock	12/20/2017
	21	Aric Holman	UT Martin	12/16/2017
	21	Quinnndary Weatherspoon	UT Martin	12/16/2017
	21	Quinnndary Weatherspoon	Oregon State	12/01/2016
	21	Gavin Ware	Arkansas	02/09/2016
	21	Gavin Ware	Tennessee	01/16/2016
	21	Craig Sword	at Arkansas	01/09/2016
<b>91</b>	<b>20</b>	<b>Iverson Molinar</b>	<b>Iowa State</b>	<b>01/30/2021</b>
	<b>20</b>	<b>Iverson Molinar</b>	<b>[13] Missouri</b>	<b>01/05/2021</b>
	<b>20</b>	<b>Iverson Molinar</b>	<b>vs. Dayton</b>	<b>12/12/2020</b>
	<b>20</b>	<b>Tolu Smith</b>	<b>vs. Liberty</b>	<b>11/26/2020</b>
	<b>20</b>	<b>D.J. Stewart Jr.</b>	<b>vs. Liberty</b>	<b>11/26/2020</b>
	20	D.J. Stewart Jr.	Tennessee	02/01/2020
	20	Nick Weatherspoon	at Alabama	01/08/2020
	20	Tyson Carter	Louisiana Tech	12/05/2019
	20	Aric Holman	vs. [8] Tennessee • SEC-T	03/15/2019
	20	Quinnndary Weatherspoon	Texas A&M	03/09/2019
	20	Quinnndary Weatherspoon	Missouri	02/26/2019
	20	Quinnndary Weatherspoon	Alabama	02/12/2019
	20	Aric Holman	at South Carolina	01/08/2019
	20	Quinnndary Weatherspoon	vs. Clemson	12/08/2018
	20	Lamar Peters	Georgia	02/03/2018
	20	Quinnndary Weatherspoon	Missouri	01/27/2018
	20	Tyson Carter	Dayton	12/03/2017
	20	Quinnndary Weatherspoon	Stephen F. Austin • SFA	11/22/2017
	20	I.J. Ready	Ole Miss	02/21/2017
	20	I.J. Ready	Lehigh	11/25/2016
	20	I.J. Ready	at South Carolina	01/26/2016
	20	I.J. Ready	at Florida	01/19/2016
	20	Craig Sword	at Kentucky	01/12/2016
	20	Malik Newman	vs Northern Colorado	12/23/2015
	20	Craig Sword	at Florida State • FSU	12/16/2015
	20	Craig Sword	vs Miami • Florida	11/19/2015

## FIELD GOALS MADE • ALL GAMES

RANK	FGM	PLAYER	OPPONENT	DATE
<b>1</b>	<b>13</b>	<b>D.J. Stewart Jr.</b>	<b>vs. Dayton</b>	<b>12/12/2020</b>
2	12	Tyson Carter	North Dakota State	11/30/2017
	12	Gavin Ware	Alabama	02/02/2016
	12	Gavin Ware	vs Missouri State	11/22/2015
<b>5</b>	<b>11</b>	<b>Tolu Smith</b>	<b>Florida</b>	<b>01/16/2021</b>
	11	Quinnndary Weatherspoon	at Georgia	02/20/2019
	11	Quinnndary Weatherspoon	LSU	02/06/2019
	11	Aric Holman	BYU	12/29/2018
	11	Quinnndary Weatherspoon	Missouri	01/25/2017
	11	Gavin Ware	at Ole Miss	03/02/2016
	11	Gavin Ware	Eastern Washington	11/13/2015
<b>12</b>	<b>10</b>	<b>D.J. Stewart Jr.</b>	<b>[13] Missouri</b>	<b>01/05/2021</b>
	<b>10</b>	<b>Iverson Molinar</b>	<b>vs. Dayton</b>	<b>12/12/2020</b>
	10	Quinnndary Weatherspoon	Austin Peay	11/09/2018
	10	Aric Holman	North Florida • UNF	12/30/2017
	10	Quinnndary Weatherspoon	Morehead State	12/22/2016
	10	Gavin Ware	vs Miami • Florida	11/19/2015

## FIELD GOAL ATTEMPTS • ALL GAMES

RANK	FGA	PLAYER	OPPONENT	DATE
<b>1</b>	<b>23</b>	<b>Iverson Molinar</b>	<b>vs. Dayton</b>	<b>12/12/2020</b>
<b>2</b>	<b>22</b>	<b>D.J. Stewart Jr.</b>	<b>vs. Dayton</b>	<b>12/12/2020</b>
<b>3</b>	<b>21</b>	<b>D.J. Stewart Jr.</b>	<b>at [18] Alabama</b>	<b>01/23/2021</b>
	<b>21</b>	<b>Iverson Molinar</b>	<b>Kentucky</b>	<b>01/02/2021</b>
5	20	D.J. Stewart Jr.	at Georgia	12/30/2020
	20	Quinnndary Weatherspoon	[15] Florida	02/18/2017

# BEN HOWLAND ERA RECORDS • INDIVIDUAL

## FIELD GOAL PERCENTAGE • ALL GAMES • MIN • 5 FGM

RANK	FG%	PLAYER	OPPONENT	DATE
1	100.0 • 7-7	Nick Weatherspoon	Ole Miss	02/17/2018
	100.0 • 6-6	Abdul Ado	at Vanderbilt	02/14/2018
	100.0 • 6-6	Quinnndary Weatherspoon	UT Martin	11/28/2015
	<b>100.0 • 5-5</b>	<b>Abdul Ado</b>	<b>Florida</b>	<b>01/16/2021</b>
	<b>100.0 • 5-5</b>	<b>Abdul Ado</b>	<b>vs. Liberty</b>	<b>11/26/2020</b>
	100.0 • 5-5	Iverson Molinar	Kent State	12/30/2019
	100.0 • 5-5	KeyShawn Feazell	North Georgia	12/09/2017
	100.0 • 5-5	Aric Holman	North Georgia	12/09/2017
	100.0 • 5-5	Schneider Herard	at Alabama	01/28/2017
10	88.9 • 8-9	Nick Weatherspoon	Vanderbilt	02/08/2020
	88.9 • 8-9	Quinnndary Weatherspoon	Alabama State	11/10/2017

## 3-POINT FIELD GOALS MADE • ALL GAMES

RANK	3FGM	PLAYER	OPPONENT	DATE
1	8	Lamar Peters	vs. Clemson	12/08/2018
	8	Lamar Peters	McNeese State	12/04/2018
3	7	Lamar Peters	Missouri	01/25/2017
	7	Malik Newman	Ole Miss	01/23/2016
5	6	Tyson Carter	Texas A&M	03/09/2019
	6	Tyson Carter	at Auburn	03/02/2019
	6	Tyson Carter	Dayton	12/03/2017
	6	Tyson Carter	North Dakota State	11/30/2017
	6	Quinnndary Weatherspoon	at Arkansas	01/10/2017
	6	Lamar Peters	Georgia State	12/04/2016

## 3-POINT FIELD GOAL ATTEMPTS • ALL GAMES

RANK	3FGA	PLAYER	OPPONENT	DATE
1	14	Tyson Carter	at Auburn	03/02/2019
2	13	Tyson Carter	Louisiana Tech	12/05/2019
	13	Lamar Peters	McNeese State	12/04/2018
4	11	Lamar Peters	vs. Clemson	12/08/2018
	11	Lamar Peters	Missouri	01/25/2017

## 3-POINT FIELD GOAL PERCENTAGE • ALL GAMES • MIN • 3 FGM

RANK	3FG%	PLAYER	OPPONENT	DATE
1	100.0 • 5-5	Aric Holman	vs. [8] Tennessee • SEC-T	03/15/2019
	100.0 • 5-5	Xavian Stapleton	at Vanderbilt	02/14/2018
	100.0 • 4-4	Quinnndary Weatherspoon	North Georgia	12/09/2017
	100.0 • 4-4	Quinnndary Weatherspoon	vs. Southern Miss • USM	12/19/2016
	100.0 • 3-3	Reggie Perry	at Florida	01/28/2020
	100.0 • 3-3	Reggie Perry	at Coastal Carolina	11/24/2019
	100.0 • 3-3	Quinnndary Weatherspoon	Cincinnati	12/15/2018
	100.0 • 3-3	Aric Holman	at [25] Cincinnati	12/12/2017
	100.0 • 3-3	Quinnndary Weatherspoon	at Vanderbilt	02/25/2017
	100.0 • 3-3	Mario Kegler	at Auburn	02/07/2016
	100.0 • 3-3	I.J. Ready	at South Carolina	01/26/2016
	100.0 • 3-3	Travis Daniels	Southern	11/16/2015
13	85.7 • 6-7	Quinnndary Weatherspoon	at Arkansas	01/10/2017

## FREE THROWS MADE • ALL GAMES

RANK	FTM	PLAYER	OPPONENT	DATE
1	14	Reggie Perry	Arkansas	01/22/2020
	14	Quinnndary Weatherspoon	Wofford	12/19/2018
3	13	Quinnndary Weatherspoon	vs. Liberty • NCAA-T	03/22/2019
4	12	Reggie Perry	Tennessee	02/01/2020
5	11	Quinnndary Weatherspoon	[16] Auburn	01/26/2019
	11	Quinnndary Weatherspoon	Stephen F. Austin • SFA	11/22/2017
	11	Lamar Peters	Texas A&M	01/14/2017
8	10	Reggie Perry	Kent State	12/30/2019
	10	Lamar Peters	at Auburn	02/07/2017

## FREE THROW ATTEMPTS • ALL GAMES

RANK	FTA	PLAYER	OPPONENT	DATE
1	16	Quinnndary Weatherspoon	vs. Liberty • NCAA-T	03/22/2019
	16	Reggie Perry	LSU	02/06/2019
3	15	Reggie Perry	Tennessee	02/01/2020
	15	Reggie Perry	Arkansas	01/22/2020
	15	Quinnndary Weatherspoon	Wofford	12/19/2018
6	14	Javian Davis	Jackson State	12/08/2020
	14	Reggie Perry	Kent State	12/30/2019
	14	Quinnndary Weatherspoon	Stephen F. Austin • SFA	11/22/2017
	14	Schneider Herard	Tennessee	02/04/2017
10	12	Tolu Smith	vs. Clemson	11/25/2020

## FREE THROW PERCENTAGE • ALL GAMES • MIN • 7 FTM

RANK	FT%	PLAYER	OPPONENT	DATE
1	100.0 • 11-11	Quinnndary Weatherspoon	[16] Auburn	01/26/2019
	100.0 • 11-11	Lamar Peters	Texas A&M	01/14/2017
	100.0 • 9-9	E.J. Datcher	Alabama State	11/10/2017
	100.0 • 9-9	Gavin Ware	Arkansas	02/09/2016
	<b>100.0 • 8-8</b>	<b>Iverson Molinar</b>	<b>at [18] Alabama</b>	<b>01/23/2021</b>
	<b>100.0 • 7-7</b>	<b>D.J. Stewart Jr.</b>	<b>at [18] Alabama</b>	<b>01/23/2021</b>
	100.0 • 7-7	Tyson Carter	Radford	12/18/2019
	100.0 • 7-7	Reggie Perry	Missouri	02/26/2019
	100.0 • 7-7	Reggie Perry	South Carolina	02/23/2019
	100.0 • 7-7	Quinnndary Weatherspoon	BYU	12/29/2018
	100.0 • 7-7	Quinnndary Weatherspoon	vs. LSU • SEC-T	03/08/2017
12	93.3 • 14-15	Reggie Perry	Arkansas	01/22/2020
	93.3 • 14-15	Quinnndary Weatherspoon	Wofford	12/19/2018

## REBOUNDS • ALL GAMES

RANK	REB	PLAYER	OPPONENT	DATE
1	17	Reggie Perry	Kent State	12/30/2019
2	16	Reggie Perry	at South Carolina	03/03/2020
	16	Robert Woodard II	New Orleans	11/17/2019
4	15	Reggie Perry	at LSU	01/11/2020
	15	Schneider Herard	Tennessee	02/04/2017
6	14	Tolu Smith	Florida	01/16/2021
	14	Reggie Perry	Ole Miss	03/07/2020
	14	Reggie Perry	Louisiana Tech	12/05/2019
	14	Reggie Perry	Louisiana-Monroe • ULM	11/14/2019
	14	Reggie Perry	Sam Houston State	11/08/2019
	14	Reggie Perry	at Auburn	03/02/2019
	14	Reggie Perry	Long Beach State	11/16/2018
	14	Quinnndary Weatherspoon	at Louisville • NIT	03/20/2018
	14	Aric Holman	Vanderbilt	01/16/2018
	14	Quinnndary Weatherspoon	at Missouri	01/30/2016

## ASSISTS • ALL GAMES

RANK	ASST	PLAYER	OPPONENT	DATE
1	14	Lamar Peters	Nebraska • NIT	03/14/2018
2	13	I.J. Ready	at South Carolina	02/28/2017
3	11	I.J. Ready	vs Northern Colorado	12/23/2015
	11	I.J. Ready	vs Missouri State	11/22/2015
5	10	Tyson Carter	vs. Coastal Carolina	11/24/2019
	10	Lamar Peters	[16] Auburn	01/26/2019
	10	Lamar Peters	at Baylor • NIT	03/18/2018
	10	Quinnndary Weatherspoon	North Dakota State	11/30/2017

## STEALS • ALL GAMES

RANK	STL	PLAYER	OPPONENT	DATE
1	6	Tyson Carter	Florida International	11/06/2019
	6	Lamar Peters	Missouri	02/26/2019
	6	Quinnndary Weatherspoon	at Arkansas	02/16/2019
	6	Quinnndary Weatherspoon	Hartford	11/11/2018
4	5	Lamar Peters	Texas A&M	01/14/2017
	5	I.J. Ready	at Arkansas	01/10/2017
	5	I.J. Ready	Oregon State	12/01/2016
	5	I.J. Ready	Northwestern State	11/28/2016
	5	I.J. Ready	South Carolina	02/27/2016

## BLOCKS • ALL GAMES

RANK	BLK	PLAYER	OPPONENT	DATE
1	9	Abdul Ado	[8] Auburn	01/04/2020
2	6	Abdul Ado	South Carolina	02/23/2019
3	5	Abdul Ado	North Texas	12/04/2020
	5	Abdul Ado	Sam Houston State	11/08/2019
	5	Abdul Ado	Missouri	02/26/2019
	5	Aric Holman	at South Carolina	01/08/2019
	5	Abdul Ado	Stephen F. Austin • SFA	11/22/2017
	5	Aric Holman	Northwestern State	11/28/2016
	5	Aric Holman	Norfolk State	11/11/2016