



2020-21 SCHEDULE / RESULTS

NOVEMBER 2-0

25 Wed	MISSISSIPPI VALLEY STATE	SECN Plus	W 142 62
	Fayetteville, Ark. • Bud Walton Arena/Nolan Richardson Court		
28 Sat	NORTH TEXAS	SECN Plus	W 69 54
	Fayetteville, Ark. • Bud Walton Arena/Nolan Richardson Court		

DECEMBER 7-0

2 Wed	UT Arlington	SEC Network	W 72 60
	Fayetteville, Ark. • Bud Walton Arena/Nolan Richardson Court		
5 Sat	LIPSCOMB	SECN Plus	W 86 50
	Fayetteville, Ark. • Bud Walton Arena/Nolan Richardson Court		
8 Tues	at Tulsa	ESPN+ Canceled	
	Tulsa, Okla. • Donald W. Reynolds Center	Tulsa COVID-19 protocols	
9 Wed	SOUTHERN	SECN Plus	W 79 44
	Fayetteville, Ark. • Bud Walton Arena/Nolan Richardson Court		
12 Sat	CENTRAL ARKANSAS	SECN Aft.	W 100 75
	Fayetteville, Ark. • Bud Walton Arena/Nolan Richardson Court		
20 Sun	ORAL ROBERTS	SEC Network	W 87 76
	Fayetteville, Ark. • Bud Walton Arena/Nolan Richardson Court		
22 Tues	ABILENE CHRISTIAN	SEC Network	W 85 72
	Fayetteville, Ark. • Bud Walton Arena/Nolan Richardson Court		
30 Wed	Auburn	ESPN2	W 97 85
	Auburn, Ala. • Auburn Arena		

JANUARY 5-4

2 Sat	#12/12 MISSOURI *	CBS	L 68 81
	Fayetteville, Ark. • Bud Walton Arena/Nolan Richardson Court		
6 Sat	at #9/8 Tennessee *	ESPN2	L 74 79
	Knoxville, Tenn. • Thompson-Boling Arena		
9 Sat	GEORGIA *	SEC Network	W 99 69
	Fayetteville, Ark. • Bud Walton Arena/Nolan Richardson Court		
13 Wed	at LSU *	ESPN2	L 76 92
	Baton Rouge, La. • Pete Maravich Assembly Center		
16 Sat	at #RV/24 Alabama *	SEC Network	L 59 90
	Tuscaloosa, Ala. • Coleman Coliseum		
20 Wed	AUBURN *	SEC Network	W 75 73
	Fayetteville, Ark. • Bud Walton Arena/Nolan Richardson Court		
23 Sat	at Vanderbilt *	SEC Network	W 92 71
	Nashville, Tenn. • Memorial Gymnasium		
27 Wed	OLE MISS *	SEC Network	W 74 59
	Fayetteville, Ark. • Bud Walton Arena/Nolan Richardson Court		
30 Sat	at Oklahoma State	ESPN2	L 77 81
	Stillwater, Okla. • Gallagher-Iba Arena / Eddie Sutton Court		

FEBRUARY (All Times CT)

2 Tues	MISSISSIPPI STATE *	SEC Network	W 61 45
	Fayetteville, Ark. • Bud Walton Arena/Nolan Richardson Court		
6 Sat	TEXAS A&M *	SEC Network	Postponed
	Fayetteville, Ark. • Bud Walton Arena/Nolan Richardson Court	A&M COVID-19 protocols	
9 Tues	at Kentucky	ESPN	W 81 80
	Lexington, Ky. • Rupp Arena		
13 Sat	at #10/10 Missouri	ESPN2/U	3:00 pm
	Columbia, Mo. • Mizzou Arena		
16 Tues	FLORIDA *	ESPN2	6:00 pm
	Fayetteville, Ark. • Bud Walton Arena/Nolan Richardson Court		
20 Sat	at Texas A&M	SEC Network	7:30 pm
	Bryan College Station, Texas • Reed Arena		
24 Wed	ALABAMA *	ESPN2/U	8:00 pm
	Fayetteville, Ark. • Bud Walton Arena/Nolan Richardson Court		
27 Sat	LSU *	ESPN/2	1:00 pm
	Fayetteville, Ark. • Bud Walton Arena/Nolan Richardson Court		

MARCH (All Times CT)

2 Tues	at South Carolina *	SEC Network	5:30 pm
	Columbia, S.C. • Colonial Life Arena		
10-14	SEC CHAMPIONSHIP		TBA
	Nashville, Tenn. • Bridgestone Arena		

* - SEC Game || HOME GAMES IN CAPS

ARKANSAS BASKETBALL

1994 NATIONAL CHAMPION

3 NAISMITH HALL OF FAMERS

31 ALL-AMERICANS

1995 NATIONAL RUNNER-UP

6 FINAL FOURS

33 NCAA BERTHS

10 ELITE EIGHTS

39 NBA DRAFT PICKS

ARKANSAS RAZORBACKS

GAME 21: ARKANSAS AT #10 MISSOURI

Feb. 13, 2021 • Saturday • 3:00 pm • Columbia, Mo. • Mizzou Arena (15,061/3,100)



ARKANSAS RAZORBACKS

Eric Musselman (San Diego '87)

OVERALL 15-5 SEC 7-4

at UA: 35-17 (2nd) Collegiate: 145-51 (6th)



#10/10 MISSOURI TIGERS

Cuonzo Martin (Purdue '00)

OVERALL 13-4 SEC 6-4

at Mizzou: 62-50 (4th) Overall: 248-171 (13th)



NETWORK

Tom Hart (PxP)

Dalen Cuff (Analyst)



RAZORBACK SPORTS NETWORK

Chuck Barrett (PxP)

Matt Zimmerman (Analyst)



SATELLITE RADIO

XM: 380 • Sirius: --

Online Channel: 970



LIVE STATS / WATCH ESPN ONLINE

www.Arkansas.StatBroadcast.com

www.espn.com/watch/player?id=5ec827aa-efd8-4dcd-985e-517308eee213

SERIES INFO:

OVERALL	ARK Leads.....	28-26
Home:	ARK Leads.....	17-10
Away:	ARK Trails.....	10-16
Neutral:	ARK Leads.....	1-0
* SEC ONLY	ARK Leads.....	9-8

MOST RECENT RESULTS:

01/12/16	W	94-61	A
02/20/16	W	84-72	H
01/14/17	W	92-73	H
02/04/17	L	83-78	A
01/13/18	W	65-63	H
03/03/18	L	77-67	A
01/23/19	W	72-60	H
02/12/19	L	79-78	A
02/08/20	L	83-79 (OT)	A
02/22/20	W	78-68	H
01/02/21	L	81-68	H

Versus Missouri

• This will be the 55th meeting between Arkansas and Missouri – the 18th since Missouri joined the league in 2012-13.

• Arkansas owns a 28-26 advantage in the series, but trail the Tigers 16-10 in CoMo.

• The Razorbacks lead 9-8 in SEC meetings.

LAST TIME – MIZ: 81 - ARK: 68 (Jan. 2, 2021 @ Bud Walton Arena)

• Missouri held Arkansas to a season-low 26.8 percent shooting from the field and out-rebounded the Razorbacks by season-high 15 boards as the then 12th-ranked Tigers pulled away for an 81-68 victory at Bud Walton Arena.

• Despite its shooting woes, Arkansas was only down three points at halftime (33-30). The Hogs' struggles continued into the second half but they stayed within striking distance until the Tigers had a 12-point lead with eight minutes left.

• Missouri pushed its lead to 18 with 3:24 on the clock. Arkansas did not back down, trimming its deficit to 10 after a Desi Sills layup with 1:55 remaining. Mark Smith answered with a 3-pointer to put the game out of reach.

• Jeremiah Tilmon led the Tigers with 25 points and 11 rebounds while Xavier Pinson added 23 points. Smith finished with 11 points and nine rebounds.

• The loss spoiled the first career double-double for Razorback freshman Moses Moody (18 pts and a career-high 10 rebs). JD Notae scored 19 points for the Hogs.

• Arkansas did force 21 turnovers off 13 steals and only committed nine turnovers.

5-Game SEC Win Streak

• Even though Arkansas lost at Oklahoma State on Jan. 30 in the SEC/Big 12 Challenge, Arkansas is riding a five-game SEC win streak.

• This is Arkansas' first five-game, SEC win streak since Feb. 2017.

• Arkansas won seven-straight SEC games in Feb. 2015 and won seven-straight SEC games to end the 1994-95 season.

• Arkansas' longest SEC win streak is 11 games to close the 1993-94 season. The Hogs won 11-straight Southwest Conference games in the 1990-91, 1989-90 and 1980-81 seasons. Arkansas was a perfect 16-0 in the SWC in 1976-77 as part of winning 18 straight league games (final SWC game of 1975-76, all 16 SWC games in 1976-77 and first two SWC games in 1977-78).

INSIDE THE NUMBERS FOR THE SEC WIN STREAK

• Leading scorers: Tate (13.8) Moody (12.6) Smith (10.2) Notae (9.2)

• Leading rebounders: Smith (6.4) Moody (5.6) Vanover (5.0) Davis (4.4)

• Tate leads the team in assists (4.8/gm) and steals (2.8/gm). Smith is 2nd in assists (2.0/gm)

• ARK FG%: 46.1 / OPP: .410 ARK RPG: 38.0 / OPP: 33.6

High FG% Turns to Near Low ... But Still...

• In 5-of-the-last-6 games, Arkansas shot over 43 percent from the field each time and has combined to shoot 48.7% (153-314) in those five contests.

• 46.2% vs Auburn • 57.1% at Vandy • 48.1% vs Ole Miss • 48.6% at OK St • 43.5% at Kentucky

• But – in a 61-45 win over Mississippi State on Feb. 2 – Arkansas only shot 35.9 percent from the field and 11.8 percent from 3-point range.

www.ArkansasRazorbacks.com

@RazorbackMBB
@EricPMusselman
@RazorbackMBBRec

@RazorbackMBB
@ericpmusselman

/RazorbackMBB

Arkansas SID: Mike Cawood • tmcawood@uark.edu • 479-236-2090

2020-21 STAT COMPARISON

82.7	Scoring Off.	73.8
69.9	Scoring Def.	70.5
+12.8	Scoring Margin	+3.4
.450	FG%	.455
.416	FG% Def.	.417
.339	3PT%	.307
8.2	3PT Made/Gm	6.3
.317	3PT% Def.	.313
.739	FT%	.691
+5.5	Reb. Margin	+1.2
14.8	Assists/Gm	13.1
1.15	A/TO Ratio	0.97
+2.6	TO Margin	-0.9
5.0	Blocks/Gm	3.6
8.3	Steals/Gm	6.4
17.0	Fouls/Gm	19.9

MOSES MOODY

- IN THE SEC 7TH IN PPG 9TH IN FG% 7TH IN FT% 20TH IN REBS - 3RD AMONG NCAA FR. IN PPG (16.4)

JUSTIN SMITH

- 10 PTS FOR 1,000 - 9TH IN SEC IN REBS (6.7) - 32ND IN NCAA IN OFF REBS

CONNOR VANOVER

- HAS BLOCKED AT LEAST 3 SHOTS IN 3 STRAIGHT GMS; 13 TOTAL - 33RD IN NCAA IN BLKS (2.0)

MUSSELMAN PLAYERS IN THE NBA

CALEB MARTIN
CODY MARTIN
JALEN HARRIS
ISAIAH JOE
MASON JONES

TV/RADIO ROSTER



0 • Justin SMITH
M.S. - Operations Management



1 • JD NOTAE
Recreation and Sport Management



2 • Vance JACKSON Jr.
M.Ed. - Adult & Lifelong Learning



3 • Desi SILLS
Recreation and Sport Management



4 • Davonte "Devo" DAVIS
Recreation and Sport Management



5 • Moses MOODY
Undecided



10 • Jaylin WILLIAMS
Recreation and Sport Management



11 • Jalen TATE
M.Ed. - Adult & Lifelong Learning



12 • Khalel "KK" ROBINSON
Recreation and Sport Management



13 • Emeka OBUKWELE
Biology/Pre-Med



20 • Kamani JOHNSON
Communications



22 • Abayomi "Baybe" IYIOLA
Business Accounting



23 • Connor VANOVER
Communications



24 • Ethan HENDERSON
Recreation and Sport Management



33 • Bryson MOREHEAD
Engineering



ERIC MUSSELMAN
Head Coach



David PATRICK
Associate Head Coach



Clay MOSER
Assistant Coach



Corey WILLIAMS
Assistant Coach



Anthony RUTA
Dir-Operations



Earl BOYKINS
Dir.-S/A Develop.



Hays MYERS
Special Asst. to HC



Michael MUSSELMAN
Dir.-Recruiting



Patrick ACKERMAN
Recruiting Coord.



Riley HALL
Video Coord.

NUMERICAL ROSTER

No.	Name	Pos.	Yr.	Ht.	Wt.	Hometown	Previous School
0	Justin Smith	F	Gr.	6-7	230	Buffalo Grove, Ill.	Indiana
1	JD Notae	G	R-Jr.	6-1	195	Covington, Ga.	Jacksonville
2	Vance Jackson Jr.	F	Gr.Sr.	6-9	238	Pasadena, Calif.	New Mexico
3	Desi Sills	G	Jr.	6-2	200	Jonesboro, Ark.	Jonesboro HS
4	Davonte "Devo" Davis	G	Fr.	6-3	180	Jacksonville, Ark.	Jacksonville HS
5	Moses Moody	G	Fr.	6-6	205	Little Rock, Ark.	Montverde Acad.
10	Jaylin Williams	F	Fr.	6-10	245	Fort Smith, Ark.	Northside HS
11	Jalen Tate	G	Gr.Sr.	6-6	175	Pickerington, Ohio	Northern Ky.
12	Khalel "KK" Robinson	G	Fr.	6-0	175	Little Rock, Ark.	Oak Hill Acad.
13	Emeka Obukwelu	F	Sr.	6-8	235	Plano, Texas	UT Tyler
20	Kamani Johnson	F	Jr.	6-7	215	Brooklyn, N.Y.	Little Rock
22	Abayomi "Baybe" Iyiola	F	R-Jr.	6-9	230	Atlanta, Ga.	Stetson
23	Connor Vanover	F	R-So.	7-3	247	Little Rock, Ark.	California
24	Ethan Henderson	F	Jr.	6-8	210	Little Rock, Ark.	Parkview HS
33	Bryson Morehead	F	Fr.	6-8	160	Katy, Texas	Obra D. Tompkins HS

COACHES/STAFF

Head Coach: Eric Musselman (San Diego, 1987)
 Associate Head Coach: David Patrick (UL Lafayette, 2000)
 Assistant Coach: Clay Moser (Wisconsin-La Crosse, 1987)
 Assistant Coach: Corey Williams (Oklahoma State, 2002)
 Director of Operations: Anthony Ruta (Arizona State, 2012)
 Special Assistant to Head Coach: Hays Myers (LSU, 2016)
 Director of Student-Athlete Development: Earl Boykins (Eastern Michigan, 1998)
 Video Coordinator: Riley Hall (Arkansas, 2016)
 Director of Recruiting: Michael Musselman (San Diego, 2018)
 Recruiting Coordinator: Patrick Ackerman (Detroit Mercy, 2016)
 Head Strength Coach: Dave Richardson (Louisiana-Monroe, 1989)
 Graduate Assistants:
 Tyson Batiste (Central Connecticut State, 2019) • Jeremiah Bonsu (Dayton, 2017) • Caleb Cline (South Dakota, 2020) • Alex Delleit (Arkansas, 2018) • Colin Donnelly (Michigan State, 2019) • Raheem Martin (Greensboro College, 2016) • Elijah Roth (Arizona, 2020)
 Student Assistant: Khalil Garland

PRONUNCIATION

#1 JD Notae No-Tay
 #3 Desi Sills DEZ-ee
 #12 Khalel Robinson Kay-lin
 #13 Emeka Obukwelu Eh-MEH-kuh Oh-Boo-Quay-Lu
 #22 Abayomi Iyiola ah-Bah-YUM-ee EE-EE-oh-la
 ^ goes by "Baybe" Bay-Bey
 Anthony Ruta R00-tuh

ROSTER BY STATE

ARKANSAS (7)	ILLINOIS (1)
Davonte Davis Jacksonville	Justin Smith Buffalo Grove
Ethan Henderson Little Rock	
Moses Moody Little Rock	NEW YORK (1)
Khalel Robinson Little Rock	Kamani Johnson Brooklyn
Desi Sills Jonesboro	
Connor Vanover Little Rock	TEXAS (2)
Jaylin Williams Fort Smith	Emeka Obukwelu Plano
	Bryson Morehead Katy
CALIFORNIA (1)	OHIO (1)
Vance Jackson Jr. Pasadena	Jalen Tate Pickerington
GEORGIA (2)	
Abayomi Iyiola Atlanta	
JD Notae Covington	

ROSTER BY CLASS

GRADUATE SENIOR (4)	SOPHOMORE (1)
Vance Jackson Jr.	Connor Vanover (Redshirt)
Justin Smith	
Jalen Tate	FRESHMAN (5)
	Davonte Davis
SENIOR (1)	Moses Moody
Emeka Obukwelu	Bryson Morehead
	Khalel Robinson
JUNIOR (4)	Jaylin Williams
Abayomi Iyiola (Redshirt)	
Ethan Henderson	
Kamani Johnson	
JD Notae (Redshirt)	
Desi Sills	

ABOUT ARKANSAS

Location.....	Fayetteville, Ark.
Enrollment.....	27,559
Founded.....	1871
Colors.....	Cardinal (PMS 201) and White
Nickname.....	Razorbacks
Conference.....	Southeastern (SEC)
System Pres.....	Dr. Donald R. Bobbitt (Arkansas, 1980)
Chancellor.....	Dr. Joseph E. Steinmetz (C. Michigan, 1977)
Vice Chancellor / AD.....	Hunter Yurachek (Guilford, 1990)
Faculty Representative.....	Gerald Jordan (Arkansas, 1970)
Arena (Capacity).....	Bud Walton Arena (19,200)

HISTORY

First Year of Basketball.....	1923-24
Seasons.....	98th
Overall Conference Championships.....	24 (2 SEC, 22 SWC)
NCAA Tournament Record / App.....	42-32 (.568) / 33
NIT Record / App.....	6-5 / 4
SEC Tournament Record.....	28-27

MUSSELMAN COACHING HISTORY

COLLEGIATE	6th Season	145-51	(7-4 Postseason)
Nevada	4 years	110-34	7-4 Postseason
Arkansas	2nd year	35-17	--
PROFESSIONAL	14 Seasons	503-291	(50-39 Postseason *)
CBA	7 years	270-122	(39-34 Postseason *)
Rapid City	5 years	191-89	(27-25 Postseason *)
Florida	2 years	79-33	(12-9 Postseason *)
USBL	2 years	53-3	(4-0 Postseason *)
Florida	2 years	53-3	(4-0 Postseason *)
NBA	3 years	108-138	--
Golden State	2 years	75-89	--
Sacramento	1 year	33-49	--
D-League	2 years	72-28	(7-5 Postseason *)
Reno	1 year	34-16	(2-3 Postseason *)
Los Angeles	1 year	28-12	(5-2 Postseason *)
INTERNATIONAL	3 Years	24-14	--
Dominican	1 years	5-1	--
Venezuelan	2 years	19-13	--

-- Note, professional basketball does not include playoff results in W-L record

* - Musselman's pro record including playoffs is 553-330

MISCELLANEOUS MEASURABLES

(AS OF JUNE 2020)

NAME	WINGSPAN	REACH	MAX VERT
Devo Davis	6' 7.5"	8' 5"	34"
Ethan Henderson	6' 11.5"	8' 8"	44"
Abayomi Iyiola	6' 11.5"	8' 10.5"	28.5"
Vance Jackson	6' 11"	8' 9"	29.5"
Moses Moody	7' 1"	8' 8.5"	30"
JD Notae	6' 6"	8' 2"	39"
KK Robinson	6' 6"	8' 0"	37"
Desi Sills	6-6.5"	8' 1.5"	37.5"
Justin Smith	6' 8.5"	8' 6"	48"
Jalen Tate	6' 6"	8' 6.5"	35"
Connor Vanover	7' 5"	9' 8"	25.5"
Jaylin Williams	7' 1.5"	8' 11"	32"

HOWEVER, over the last six games (5-1 record), Arkansas is starting to round into mid-season form.

ARK in Last 6	46.6 FG%	32.7 3PT%	73.7 FT%	37.0 rpg	88 assists	77 TO	76.7 ppg
OPP in Last 6	42.7 FG%	31.74 3PT%	66.4 FT%	34.5 rpg	72 assists	98 TO	68.2 ppg

Highlights in SEC 5-Game Win Streak

AUBURN

- Arkansas was down 19 (37-18) with just over four minutes left in the first half. Arkansas made 8 of its last 10 field goals in the first half to trim the deficit to 12 at the break.
- Arkansas opened the second half on an 18-4 run and shot 52.9% from the field in the period.

AT VANDERBILT

- Arkansas led from wire-to-wire, dished out 22 assists and shot a season-best 57.1% from the field, including 42.1% from 3-point range. Arkansas has won seven straight and 11 of the last 12 versus Vanderbilt.

OLE MISS

- Arkansas held Ole Miss to a season-low 59 points and the Rebels missed their first 14 3-pointers, finishing 1-of-16 from deep.

MISSISSIPPI STATE

- Arkansas snapped a six-game losing streak to Mississippi State dating back to Feb. 9, 2016.
- Arkansas was down 14-2 to start the game as the Razorbacks missed 16 of its first 17 shots of the game. Arkansas used a 21-2 run in the first half and a 10-2 run to start the second to get the win.
- The MSU game was just the first time four Razorback players scored at least 10 points and had seven rebounds in an SEC game (Smith 10 & 10; Vanover 13 & 8; Davis 10 & 8 and Moody 13 & 7). It was just the second time it has ever happened with the other occurring in 1996 versus Troy. (HogStats.com)

AT KENTUCKY

- Arkansas snapped an eight-game losing streak to Kentucky dating back to Feb. 27, 2014.
- Jalen Tate got an offensive rebounds, was fouled and made two free throws with 4.3 seconds left to provide the 81-80 final. (Davonte Davis sealed the win with a steal.) The last time Arkansas won that late in a game was Mason Jones banking a 3-pointer from right wing with 0.1 seconds left in OT to win at Georgia Tech, 62-61, on Nov. 25, 2019.
- Odd stat ... Kentucky shot a season-best 53.8% (14-of-26) from 3-point range, but just 11-of-35 (31.4%) from 2-point.

Double Digit Wins; 26th in NCAA/1st in SEC in Scoring Margin

- 13 of Arkansas' 15 wins this year have been in double digits. Lone exceptions being a 75-73 win versus Auburn to start the five-game SEC win streak and an 81-80 win over Kentucky last Tuesday.
- To start the year, Arkansas won each of its first nine games of 2020-21 by double digits - and 10 straight dating back to an 86-73 victory over Vanderbilt in the 2020 SEC Tournament.
- Arkansas was the first SEC team in six years to open the season with nine-straight wins and all by double figures.
- Each of Arkansas' first 10 wins overall were by double digits. The only single-digit win this season was a 75-73 come-from-behind win at home versus Auburn. Since then, Arkansas' last three wins have all been by double-digits.
- Thanks to these totals, Arkansas ranks 26th in the NCAA / 1st in the SEC in scoring margin at +12.8.**

Half a Hundred; 11th in NCAA/1st in SEC in Scoring

- Arkansas has scored 90-plus points five times this season, including three of its six wins in SEC play.**
- Arkansas scored 56 second-half points in the win over Georgia. It was the most by Arkansas in the second half of an SEC game since scoring 60 at Alabama on Jan. 30, 2002 - a 109-94 final (HogStats.com).
- Arkansas has scored at least 50 points in a half five times this season.
 - ^ Mississippi Valley State 61 in the first half **AND** 81 in the second half
 - ^ Central Arkansas 59 in the second half
 - ^ Oral Roberts 57 in the second half
 - ^ Georgia 56 in the second half
- Despite its struggles at LSU and Alabama, Arkansas still scored 45 and 40 second-half points, respectively.
- Arkansas outscored Auburn 44-30 in the second half to complete a come-from-behind win, scored 45 in the second half to win at Kentucky and **has at least 40 points in a half 20 times in 20 games.**
- Thanks to these totals, Arkansas ranks 11th in the NCAA / 1st in the SEC in scoring at 82.7 ppg.**

Hogs #26 in NCAA NET / #22 in ESPN BPI

- The NCAA released its first NET ranking on Jan. 4 and the Razorbacks came in at #24. After the losses to #12 Missouri at #9/8 Tennessee, Arkansas dropped to #29.
- The Razorbacks climbed nine spots to #20 after the 30-point win over Georgia but dropped back to #35 after road losses at LSU and Alabama.
- Ironically, after a home win versus Auburn, Arkansas fell three spots to #38 but jumped five spots to #33 with a road win at Vanderbilt and five more spots to 28th with a home win over Ole Miss.
- Arkansas fell three spots to 32nd after a close loss at Oklahoma State but climbed back to #29 after the Miss State win and up to #26 after the road win at Kentucky.

Valuing the Ball

- Coach Musselman preaches to his team to "value the ball."
- In his first five years as a collegiate head coach, Musselman's teams have led their respective conference in fewest turnovers per game in each of the last four years, assist-to-turnover ratio three times and turnover margin in each of the last three years.
- This year, Arkansas ranks:**
 - ^ **2nd in the SEC in assist-to-turnover ratio (1.15)**
 - ^ **3rd in both fewest turnovers per game (12.8) and turnover margin (+2.6)**
- Arkansas only committed six turnovers at Kentucky.
 - ^ It was the fourth time Arkansas committed single-digit turnovers this season. Other single-digit turnovers: 7 vs Miss Valley State 8 vs Central Arkansas **9 vs Missouri**
 - ^ It ties for the second-lowest by Arkansas in the Musselman era.
 - ^ It was the fewest by the Hogs since committing six in a loss at Georgia last season (2/29/20).
- Kentucky only had one steal and opponents have had five or less steals seven times.

2020-21 MISCELLANEOUS STATS

DOUBLE-FIGURE SCORING GAMES

Player	16-17	17-18	18-19	19-20	20-21	Career
Davis	NA	NA	NA	NA	6	6
Henderson	NA	NA	-	1	0	1
Iyiola	NA	18	15	NA	--	33
Jackson	14	NA	23	14	4	55
Moody	NA	NA	NA	NA	17	17
Notae	NA	23	24	NA	15	62
Robinson	NA	NA	NA	NA	1	1
Sills	NA	NA	5	17	9	31
Smith	NA	8	13	14	11	46
Tate	2*	3	25	16	11	57
Vanover	NA	NA	9	NA	6	15
Williams	NA	NA	NA	NA	0	0

20+ POINT SCORING GAMES

Player	16-17	17-18	18-19	19-20	20-21	Career
Davis	NA	NA	NA	NA	1	1
Iyiola	NA	1	2	NA	--	3
Jackson	0	NA	4	4	0	8
Moody	NA	NA	NA	NA	5	5
Notae	NA	7	8	NA	3	18
Sills	NA	NA	0	3	2	5
Smith	NA	1	1	2	1	5
Tate	0*	0	2	4	1	7
Vanover	NA	NA	1	NA	1	2

30+/40+ POINT SCORING GAMES

Player	16-17	17-18	18-19	19-20	20-21	Career
Jackson	0/0	NA	1/0	0/0	--	1/0
Notae	NA	1/0	0/1	NA	--	1/1
Tate	0*	0	1/0	1/0	--	2/0

3+ THREE-POINTERS IN A GAME

Player	16-17	17-18	18-19	19-20	20-21	Career
Jackson	6	NA	10	9	3	28
Moody	NA	NA	NA	NA	5	5
Notae	NA	7	11	NA	4	22
Robinson	NA	NA	NA	NA	1	1
Sills	NA	NA	4	7	3	14
Smith	NA	0	1	0	0	1
Tate	0*	0	1	0	2	3
Vanover	NA	NA	1	NA	1	2

5+ THREE-POINTERS IN A GAME

Player	16-17	17-18	18-19	19-20	20-21	Career
Notae	NA	2	4	NA	--	6
Jackson	1	NA	0	2	--	3
Sills	NA	NA	0	1	--	1
Vanover	NA	NA	1	NA	--	1

DOUBLE FIGURE REBOUNDING GAMES

Player	16-17	17-18	18-19	19-20	20-21	Career
Iyiola	NA	4	10	NA	--	14
Jackson	0	NA	5	3	--	8
Notae	NA	2	3	NA	--	5
Moody	NA	NA	NA	NA	1	1
Sills	NA	NA	0	0	1	1
Smith	NA	1	2	1	3	7
Tate	0*	0	1	1	--	2
Vanover	NA	NA	0	NA	2	2
Williams	NA	NA	NA	NA	2	2

DOUBLE FIGURE ASSISTS GAMES

Player	16-17	17-18	18-19	19-20	20-21	Career
Notae	NA	0	1	NA	--	1
Tate	0*	0	1	0	2	3

DOUBLE-DOUBLES

Player	16-17	17-18	18-19	19-20	20-21	Career
Iyiola	NA	4	8	NA	--	12
Jackson	0	NA	5	3	--	8
Notae	NA	2	3	NA	--	5
Moody	NA	NA	NA	NA	1	1
Sills	NA	NA	0	0	1	1
Smith	NA	1	2	1	2	6
Tate	0*	0	1	1	2	4

TRIPLE-DOUBLES

Player	16-17	17-18	18-19	19-20	20-21	Career
Notae	NA	0	1	NA	--	1

5+ ASSIST GAMES

Player	16-17	17-18	18-19	19-20	20-21	Career
Davis	NA	NA	NA	NA	1	1
Jackson	1	NA	5	0	--	6
Notae	NA	2	9	NA	2	13
Sills	NA	NA	4	0	1	5
Tate	0*	4	11	7	7	28

3+ STEALS IN A GAME

Player	16-17	17-18	18-19	19-20	20-21	Career
Davis	NA	NA	NA	NA	2	2
Iyiola	NA	0	2	NA	--	2
Jackson	1	NA	3	5	1	10
Moody	NA	NA	NA	NA	2	2
Notae	NA	11	8	NA	3	22
Sills	NA	NA	1	1	4	6
Smith	NA	0	1	5	2	8
Tate	0*	6	1	4	3	14
Vanover	NA	NA	0	NA	1	1

3+ BLOCKS IN A GAME

Player	16-17	17-18	18-19	19-20	20-21	Career
Iyiola	NA	2	5	NA	--	7
Notae	NA	1	2	NA	1	4
Smith	NA	0	2	0	--	2
Tate	0*	2	1	0	--	3
Vanover	NA	NA	5	NA	7	12



A group of Razorback student-athlete leaders launched an initiative in September to foster and work toward equality for all members of the Razorback family. The program and its mission were developed out of ongoing discussions by various student-athletes on a number of important topics impacting society.

- **The initiative is committed to helping ensure that every individual, regardless of race, gender, religious beliefs or sexual orientation has an equal opportunity to make the most of their lives and talents.**
- The initiative was brought forward by the Razorback Athletics African-American Student-Athlete Leadership Council – **including freshman guard MOSES MOODY** – as part of continuing diversity and inclusion efforts as part of the department's **Hogs UNITED** program.

"Zero" Coincidence

- There is "zero" coincidence that Arkansas has won five straight SEC games thanks to #0 a "healthy" Justin Smith.
- Smith was injured in the first half of the SEC, season-opening win at Auburn and had ankle surgery the next day (Jan. 1). Arkansas lost three of the next four games with Smith sidelined and dropped a decision at Alabama with a limited Smith back in the lineup – 14 days after his surgery.
- Since that Alabama game and Smith nearing 100% Arkansas has won five straight SEC games and nearly won at Oklahoma State. **The Hogs are 14-2 with Smith in the starting lineup (lost at Alabama in his perhaps premature return and lost at Oklahoma State).**
- Smith is one of the top offensive rebounders in the nation and brings a cerebral approach with his experience. Also, **his versatility allows Arkansas' defense to be very multiple.**
- **Over the last six games, Smith is averaging 11.5 ppg and 6.5 rpg (18 of his 39 rebounds on offense) with 14 assists (second-most on the team over the span).**
- **At Oklahoma State, Smith led the team in scoring (18), rebounds (7) and assists, tying his career-high.**
- **Vs Mississippi State, Smith had a double-double with 10 points and 10 rebounds.**

7 SEC Wins

- 4 players avg. double digits (Devo Davis is at 9.7 ppg)
- 82.7 ppg allowed 68.9 ppg
- 47.5 FG% allowed 42.8 FG%
- 36.2 3PT% allowed 34.4 3PT%
- 37.7 rpg allowed 33.1 rpg
- 112 assists / 86 turnovers
- 30 blocked shots / 61 steals

4 SEC Losses

- 2 players avg. double digits (led by Moody at 17.5 ppg)
- 69.2 ppg allowed 85.5 ppg
- 35.8 FG% allowed 48.3 FG%
- 28.1 3PT% allowed 34.8 3PT%
- 37.0 rpg allowed 42.5 rpg
- 35 assists / 62 turnovers
- 14 blocked shots / 34 steals

Block Party: 8th in NCAA in Total; 16th in Average

- Arkansas has blocked at least five shots in six of the last seven games (getting "just" three at Kentucky) and **RANKS EIGHTH IN THE NCAA** in total blocked shots (100) and ranks **16th in the nation in blocks per game (5.1).**
- **Connor Vanover has 15 blocked shots over his last four games:**
5 vs Ole Miss. • 5 at Oklahoma St • 3 vs Mississippi St. • 2 at Kentucky
- Vanover had six blocked shots vs North Texas earlier this season.
- He ranks 3rd in the SEC / 35th in the NCAA in blocks per game (2.0) and ranks 19th nationally in total blocked shots (40).
- OTHER TEAM LEADERS: Jaylin Williams has 13 blocked shots and Moses Moody (10).

RARE AIR – #3 IN NCAA IN SCORING AMONG FROSH

- **MOSES MOODY IS 1 OF ONLY 4 NCAA FRESHMEN AVERAGING OVER 16.0 POINTS PER GAME.**
 1. Cameron Thomas (LSU) 22.4 ppg
 2. Cade Cunningham (OK St) 18.7 ppg
 3. **Moses Moody (ARK) 16.3 ppg**
 - Evan Mobley (Southern Cal) 16.3 ppg
- **MOSES MOODY IS 1 OF ONLY 4 NCAA FRESHMEN AVERAGING OVER 15.0 POINTS AND 5.5 REBOUNDS.**
 - Cade Cunningham (OK St) 18.7 ppg 6.3 rpg
 - Moses Moody (ARK) 16.3 ppg 5.7 rpg**
 - Evan Mobley (Southern Cal) 16.3 ppg 9.0 rpg
 - Hunter Dickinson (Michigan) 15.1 ppg 7.2 rpg
- **MOSES MOODY IS 1 OF 2 PLAYERS IN THE SEC** to average at least 15.0 points and 5.0 rebounds
 - Moses Moody (ARK) 16.3 ppg (7th in SEC) 5.7 rpg (18th in SEC)**
 - Trendon Watford (LSU) 16.6 ppg (6th in SEC) 6.9 rpg (7th in SEC)
- **MOSES MOODY IS THE ONLY PLAYER IN THE SEC** to rank among the league's top 20 in the following:
 - Scoring (7th)
 - FG% (8th)
 - FT% (5th)
 - Rebounds (18th).
- **MOSES MOODY IS 1 OF 2 PLAYERS IN THE SEC** shooting at least: 45% FG, 35% 3PT AND 80% FT.
 - Moses Moody (ARK) 45.0 FG% 37.2 3PT% 81.1 FT%**
 - Iverson Molinar (MSU) 46.6 FG% 47.4PT%

Moses Delivers

- Razorback freshman Moses Moody leads the team – and ranks **seventh in the SEC in scoring** (16.3 ppg).
- **Only five freshmen have led UA in points per game during a season** (HogStats.com):
 - George Kok (18.7 in 1944-45)
 - Scotty Thurman (17.4 1992-93)
 - Joe Johnson (16.0 1999-00)
 - Jonathon Modica (11.5 in 2002-03)
 - Patrick Beverley (13.9 2006-07)
- He was also the only Hog to make a 3-pointer in each of the first 14 games before going 0-of-4 in game 15 vs Auburn and he was 0-of-1 from deep in game 17 vs Ole Miss. He has made a 3-pointer in 18 of 20 games and ranks 10th in the SEC in 3-'s made (35) ... **tying his season best with four triples at Kentucky**
- Moody ranks **eighth in the SEC – first among SEC freshmen – in minutes played** per game (32:06). In SEC games,

Effort. Energy. Enthusiasm.

Moody ranks fourth –first among freshmen – in minutes played (34.3).
 • Moody has consecutive free throw streaks of 15, 13 and 12 this season. He has made six straight and now ranks **5th in the SEC in free throw percentage** (.811).

▲ **Moody is 43rd in the NCAA / 3rd in the SEC in free throws made (77).**

Smith Next for 1,000

- Although Arkansas' roster has a lot of new faces, the roster has a lot of experience.
- Vance Jackson Jr., drained four 3-pointers during a 28-0 run in the first half of the season opener. With his fourth triple, Jackson eclipsed the 1,000-point plateau. He also grabbed his 500th career rebound in the game.
- Jalen Tate scored his 1,000th career point versus Central Arkansas and dished out his 300th career assist versus Lipscomb. With four boards in the Auburn win (1/20), he grabbed his 400th career rebound.
- JD Notae scored his 1,000th career point in just his 66th career game played (vs Central Arkansas).
- Up next is Justin Smith. The graduate transfer only needs **ONE POINT** for 1,000. With six rebounds vs Ole Miss, he eclipsed the 500-rebound plateau for his career.

PLAYER	CAREER PTS	TO REACH
VANCE JACKSON JR	1,085	Scored 1,000th career pt vs MVSU
JALEN TATE	1,182	Scored 1,000th career pt vs UCA
JD NOTAE	1,211	Scored 1,000th career pt vs UCA
JUSTIN SMITH	999	1 point for 1,000



**NEEDS
1 PT FOR
1,000
HAS 500
REBS**

Freebies

- In two of Arkansas' closest losses, the Razorbacks made single-digit free throws, 8-of-10 in a 5-point loss at Tennessee (UT was 20-of-26) and 4-of-7 in a 4-point loss at Oklahoma State (OSU was 12-of-15).
- Those two games were not indicative of the Razorbacks' success getting the charity stripe this season. In fact, after Oklahoma State, the Hogs bounced back to make 13-of-14 at the line versus Mississippi State and 18-of-23 at Kentucky.
- **Arkansas ranks 22nd in the NCAA / 3rd in the SEC in free throws made (298)**
- **Arkansas ranks 30th in the NCAA / 5th in the SEC in free throw attempts (403).**
- Arkansas ranks 30th in the NCAA / **2nd in the SEC in free throw percentage (.739).**
- ▲ In 2016, Eric Musselman's Nevada squad led the NCAA in FT made (730) and were 2nd in FT attempts (992).
- ▲ In 2020, Mason Jones led the NCAA in both FT made (233) and FT attempts (282).
- ▲ In his first five years as a college coach, Musselman's teams have ranked 1st (3x) or 2nd (2x) five times in their respective league in free throws made.
- **Connor Vanover is a perfect 19-of-19 at the free throw line this season**, including 6-of-6 at Auburn. **He was 2-of-2 at the line at Kentucky to snap a streak of eight straight games without a free throw attempt.**
- Moses Moody has consecutive free throw streaks of 15, 13 and 12 this season. He ranks fifth in the SEC in FT% this season (.811) while JD Notae is 14th in the SEC in FT% (.783).


Impressive Rebound ... Of 350 NCAA DI Schools

	LAST YEAR in NCAA / SEC	THIS YEAR in NCAA / SEC
Arkansas was	342nd in rebound margin / 14th SEC -6.8	46th in rebound margin / 2nd SEC +5.5
	332nd in rebounds per game / 14th SEC 31.53	11th in rebounds per game / 1st SEC 40.85
	325th in offensive rebounds / 14th SEC 7.5	26th in offensive rebounds / 4th SEC 12.85
	288th in defensive rebounds / 12th SEC 24.03	42nd in defensive rebounds / 2nd SEC 28.00

- This year, Arkansas has produced each of the top 5 and 8 of the top 10 rebounding efforts in the Musselman era
- This year, Arkansas has produced 13 of the top 15 offensive rebounding efforts in the Musselman era
- This year, Arkansas has produced 5 of the top 7 defensive rebounding efforts in the Musselman era
- **Arkansas leads the SEC in defensive rebound percentage, grabbing 74.9% of opponents' misses.**
- **Justin Smith's 17 boards vs Oral Roberts ties for the most by an SEC player this season.**

OTHER REBOUND NOTES

- Arkansas had 58 rebounds versus both Oral Roberts and Mississippi Valley – the most by Arkansas under Musselman and 3rd-most by a Musselman-coached college team.
- Arkansas had 44 defensive rebounds versus Lipscomb – **THE MOST by a Musselman-coached college team**
- Arkansas' 24 offensive rebounds versus Oral Roberts are the most by Arkansas under Musselman and the second-most by a Musselman-coached college team.
- **Arkansas has out-rebounded its opponent 13 times this season and is 12-1 in such games.**
- ▲ **Arkansas only out-rebounded it opponent four times last season (4-0).**
- ▲ **Musselman's collegiate teams are 85-11 when out-rebounding their opponents.**
- **TENNESSEE MISSED 37 SHOTS** (FG and AVAILABLE FT) – **ARKANSAS HAD 31 DEFENSIVE REBOUNDS.**
- **GEORGIA MISSED 37 SHOTS** (FG and AVAILABLE FT) – **ARKANSAS HAD 29 DEFENSIVE REBOUNDS.**
- **MISS STATE MISSED 38 SHOTS** (FG and AVAILABLE FT) – **ARKANSAS HAD 30 DEFENSIVE REBOUNDS**



Patrick On Australian National Team Staff

Basketball Australia released its Australian Men's Basketball Squad for the Tokyo 2020 Olympic Games, and it was announced that University of Arkansas associate head basketball coach David Patrick will serve as assistant coach for this campaign.

Patrick previously served on the "Boomers" staff, helping the team qualify for the Olympics with its performance at the 2019 FIBA Basketball World Cup. Brian Goorjian, who led the National Team at the 2004 and 2008 Olympics, returned to the Boomers as head coach in November 2020 and asked Patrick to remain on staff.

The Boomers, ranked #3 in the world, feature three NBA players Patrick recruited and coached at previous collegiate coaching stops, including **Patty Mills** (St. Mary's), **Matthew Dellavedova** (Saint Mary's) and **Ben Simmons** (LSU).

2020-21 MISCELLANEOUS STATS

RECORD BREAKDOWN

At Home	12-1
On The Road	3-4
Neutral	0-0
White Uniforms	6-0
White '94 Throwback Uniforms	4-1
White "Hog" Uniforms	2-0
Cardinal Uniforms	3-4
Anthracite Uniforms	0-0

GENERAL

When Arkansas controls the tip	8-2
When opponent controls the tip	7-3
When Arkansas scores first	10-3
When opponent scores first	5-2

LEADS AND DEFICITS

Leading at the half	13-1
home: 10-0 road: 3-1 neutral: 0-0	
Trailing at the half	2-4
home: 2-1 road: 0-3 neutral: 0-0	
Tied at the half	0-0
home: 0-0 road: 0-0 neutral: 0-0	

Games decided by 1-to-5 points	2-2
Games decided by 6-to-10 points	0-0
With 5:00 left	Leading: 15-0 Trailing: 0-4 Tied: 0-1
With 2:00 left	Leading: 15-0 Trailing: 0-4 Tied: 0-1
Overtime games	0-0

OFFENSE

Scoring less than 70 points	2-2
Scoring 70-79 points	4-3
Scoring 80-89 points	4-0
Scoring 90-99 points	3-0
Scoring 100+ points	2-0
1 or 2 Players in Double Figures	0-2
3 Players in Double Figures	4-1
4 Players in Double Figures	6-2
5-7 Players in Double Figures	4-0
8 Players in Double Figures	1-0
At least 1 Player Scores 20+ Points	7-2
When 2+ Players Score 20+ Points	3-0
When shooting at least 50 percent FG	5-1
When shooting at least 33 percent 3FG	9-2

REBOUNDING/TURNOVERS

When out-rebounding opponent	12-1
When out-rebounded	2-4
When rebounds are even	1-0
When grabbing 10+ offensive reb	13-4
When forcing 15+ turnovers	8-3
When committing less than 15 turnovers	11-1

BY MONTH

In November	2-0
In December	7-0
In January	5-4
In February	2-0
In March	0-0

LED HIS TEAM IN SCORING (includes ties)

Player	16-17	17-18	18-19	19-20	20-21	Career
Davis	NA	NA	NA	NA	1	1
Iyiola	NA	3	7	NA	0	10
Jackson	2	NA	7	4	0	13
Moody	NA	NA	NA	NA	7	7
Notae	NA	15	16	NA	5	36
Tate	0	0	7	5	1	13
Sills	NA	NA	1	1	2	4
Smith	NA	1	1	3	3	8
Vanover	NA	NA	1	NA	2	3

LED HIS TEAM IN REBOUNDING (includes ties)

Player	16-17	17-18	18-19	19-20	20-21	Career
Henderson	NA	NA	0	2	0	2
Iyiola	NA	16	22	NA	--	38
Jackson	1	NA	13	7	1	22
Kimble	NA	NA	NA	8	0	8
Moody	NA	NA	NA	NA	6	6
Notae	NA	3	13	NA	0	17
Sills	NA	NA	0	2	1	3
Smith	NA	1	5	3	5	14
Tate	0	0	2	4	0	6
Vanover	NA	NA	3	NA	5	8
Williams	NA	NA	NA	NA	5	5



NATION'S #5 RECRUITING CLASS

Moses Moody • KK Robinson • Jaylin Williams • Devo Davis

More Offensive Rebounds

- Arkansas only had five offensive rebounds at Kentucky to snap a streak of eight straight games with double-digit rebounds. Overall, Arkansas has double-digit offensive boards in 17 of 20 games this season to rank **26th in the NCAA** in the category (12.8).
 - The only three games Arkansas did not have double-digit offensive boards were Central Arkansas (7), Tennessee (6) and Kentucky (5).
 - Arkansas shot over 52% from the field vs UCA and Tennessee.
 - Five players each had one offensive board, including one by Jalen Tate in the final seconds which led to a foul and Tate making two free throws with 4.3 seconds left to win the game, 81-80.
- Arkansas only had double-digit, offensive rebounds eight times all of last season.
- Arkansas is 13-4 when grabbing at least 10 rebounds this season and were just 4-4 last season.
- Justin Smith averages 3.12 offensive rebounds rank 2nd in the SEC and 36th in the NCAA.** Smith has grabbed at least three offensive boards in 10 of his 16 games and 4 of his last 6.
- Moses Moody ranks 12th in the SEC in offensive rebounds (2.2).** Moody has grabbed at least three offensive boards in 10 of his 20 games.

Comeback Kids

- Arkansas dug a 19-point deficit with 4:17 left in the first half versus Auburn.**
 - Arkansas went on a 13-4 run to get to within 10 (41-31) before Sharife Cooper hit two free throws with 13 seconds left to provide the halftime score (43-31).
 - To start the second half, Arkansas went on an 18-4 run to grab its first lead (47-45 at the 13:26 mark).
- With the win, **Arkansas snapped a 42-game losing streak when trailing by 12-plus points at halftime** dating back to a 72-69 win at Georgia on Feb. 3, 2010 (HogStats.com). Arkansas trailed Georgia 37-22 at halftime back in 2010.
- Arkansas is now 3-78 when trailing by 12-plus points since January 1995 and just 11-108 since January 1970** (HogStats.com).
- Arkansas also dug itself a hole in the Mississippi State game.** The Hogs were down 14-2 to start the game and down 13 (18-5) with 8 minutes left before halftime.
 - From that point, Arkansas went on a 23-2 run over the next 7:22 (a 12-0 run and 11-0 run) to lead 28-20 with 26 seconds left before the break.
 - Mississippi State scored the final two points of the first half and the first two of the second half to make the score 28-24. However, Arkansas answered with a 14-2 run. MSU got to within five (72-37 with 9:36) but Arkansas out-scored the Bulldogs 19-6 before 3-pointer by MSU's Derek Fountain with 48 ticks left to provide 61-45 final.

#5 Recruiting Class; 3 Top Grad Transfers

- Arkansas' 2020 recruiting class was a consensus top 10 haul. The group included four, four-stars and all are Arkansas natives.
- The ranking did not include three of the top 20 graduate transfers and two players among the nation's top 50 sit-out transfers.

THE FOLLOWING IS A BREAKDOWN:

• 2020 RECRUITING CLASS

	5th ESPN	8th 247Sports	11th Rivals
• Recruits	ESPN	247 Comp	247 Rivals
Moses Moody	★★★★ 45th	45th	40th 56th
POSITION	10th SG	9th SG	8th SG 12th SF
KK Robinson	★★★★ 82nd	61st	39th 65th
POSITION	19th PG	11th PG	8th PG 14th PG
Devo Davis	★★★★ 89th	113th	153rd 129th
POSITION	19th SG	15th CG	20th SG 27th SG
Jaylin Williams	★★★★ 94th	80th	93rd 59th
POSITION	15th C	15th C	13th C 10th C

• GRADUATE TRANSFERS

Jalen Tate	#5 (NBC Sports)	#8 (247Sports)	#10 (CBS AND Stadium)
Vance Jackson Jr.	#8 (CBS)	#18 (Stadium)	#32 (ESPN)
Justin Smith	#11 (Stadium)	#22 (ESPN)	

• SIT-OUT TRANSFERS

JD Notae	#29 (ESPN)
Connor Vanover	#44 (ESPN)

MOCKING MOODY

PippenAintEasy.com (1/20)	7th pick (1st SEC Player)
NBADraft.net (2/4)	7th pick (1st SEC Player)
CBSSports.com (1/14)	8th pick (1st SEC Player)
TankAthon.com (2/1)	8th pick (1st SEC Player)
USAToday.com (2/3)	10th pick (1st SEC Player)
Yahoo.com (1/28)	10h pick (1st SEC Player)
NBADraftRoom.com (2/3)	11th pick (2nd SEC Player)
NBCSports.com (1/25)	11th pick (2nd SEC Player)
BleacherReport.com (2/2)	11th pick (2nd SEC Player)
SBNation.com (2/3)	11th pick (3rd SEC Player)
BabcockHoops.com (2/5)	12th pick (2nd SEC Player)
ESPN.com (2/2)	12th pick (3rd SEC Player)
Stadium.com (1/4)	12th pick (2nd SEC Player)
TheAthletic.com (1/8)	13th pick (2nd SEC Player)
SI.com (1/20)	14th pick (1st SEC Player)

Moody Honored Dec. 7

- Arkansas guard Moses Moody was named the **SEC Freshman of the Week** and **College Sports Madness SEC Player of the Week**.
- Moody averaged 21 points, 8.5 rebounds and two assists in wins over UT Arlington and Lipscomb. He made 70 percent of his shots from the field (14-of-20) - including 4-of-6 from 3-point range - while going 10-of-13 at the free throw line.
- The Little Rock product had game highs with 24 points and nine rebounds versus UTA to become the first Razorback freshman since Booby Portis in 2014 to have at least 24 and nine in a game. He followed that with an 18-point, eight-rebound performance versus Lipscomb. Moody made 7-of-his-8 shots, including 2-of-3 from 3-point range, while adding three assists in just 24 minutes played.
- Moody is the only Razorback to score in double figures in all eight games this season.
- Moody is 1 of 4 players in the SEC to average at least 15.0 points and 5.0 rebounds to date this season.**

3-Ball Streak Continues

- On Feb. 9, 2019, Mason Jones made a 3-pointer at 18:43 of the first half at South Carolina to mark the 1,000th-straight game Arkansas made at least one triple.
- Arkansas fans were getting nervous the streak might end versus Texas Southern in 2019-20. The Razorbacks were 0-of-13 from distance in the first half. However, Isaiah Joe opened the second half with a triple and would make six in the period en route to 29 second-half points - 33 total.
- Arkansas ranks third on the NCAA active list of teams that have made at least one 3-pointer.
 - UNLV 1,120 consecutive games (thru 2/11, next 2/13)
 - Duke 1,104 consecutive games (thru 2/9, next 2/13)
 - ARKANSAS 1,063 CONSECUTIVE GAMES (THRU 2/9)**
 - Western Kentucky 1,057 consecutive games (thru 1/24, next 2/12)
- UNLV and Princeton (959 straight games) have made a 3-pointer in every game since the NCAA adopted the rule in 1986-87.
- The last game Arkansas did not make a 3-pointer was when the Razorbacks went 0-for-2 at Texas on Jan. 07, 1989.**

NEW HOG

#20 KAMANI JOHNSON

6-7, 215, forward

Brooklyn, N.Y. / Arkansas-Little Rock

- **Signed Oct. 26 ... Joined the program on December 19, eligible to practice immediately and will become game eligible for the 2021-22 season.**
- A third team All-Sun Belt pick in 2020 as he more than doubled his point output - going from 5.1 ppg as a freshman to 11.0 ppg as a sophomore - and his rebounding improved from 4.8 per game to 6.7 per game, respectively. Also, his assists total went from 37 to 68 from his first year to his second while his free throw percentage improved from 50.8% to 72.7%.
- Led the Sun Belt and ranked 26th nationally in free throw attempts in 2019-20 and ranked 49th in the NCAA in free throws made (144). Overall, he played in 58 games with 43 starts in two seasons with the Trojans, scoring 479 points, grabbing 337 rebounds and dishing out 105 assists.
- **As a Sophomore at UALR:** Named hird team All-Sun Belt selection ... Two-time Sun Belt Conference Player of the Week (Jan. 6 and Feb. 4) ... Played in all 31 games with 28 starts for the Trojans, averaging 11.0 points, 6.7 rebounds and 2.2 assists per game ... Tied for fifth in the Sun Belt in rebounds per game and was second in offensive rebounds per game (3.0) ... His 144 free throws made ranked sixth in program history for a single season ... In the NCAA, ranked 26th in free throw attempts with a Sun Belt-best 198 and ranked 49th in free throws made (144) ... Had five double-doubles
- **As a Sophomore at UALR:** Played in 27 games with 15 starts as a true freshman ... Averaged 5.1 points and 4.8 rebounds in 19.2 minutes per game.
- **High School/Personal:** Spent two years at Montverde Academy in Florida, leading the Cougars to a state championship ... Played his senior season at Holy Spirit Prep School in Atlanta, averaging 17 points, nine rebounds, three assists and 1.5 blocks ... He is the younger brother of former Kentucky center Dakari Johnson.

FUTURE HOGS

CHANCE MOORE

6-5, 195, G

Brookhaven, Ga. / McEachern HS

- ESPN 4 star **44 national / 9 small forward** / 3 in Ga.
- 247 Sports Composite 4 star 85 national / 21 shooting guard / 5 in Ga.
- Participated in the Coach Wootten's Top 150 Showcase in October 2020 ... Transferred to McEachern mid-year as a junior and helped the squad reach the Georgia 7A semifinals ... Averaged 21.7 points and 5.8 rebounds.
- Came to McEachern from Holy Innocents Episcopal HS in Atlanta and Chamblee HS prior to that ... As a sophomore at Holy Innocents, named first team Class A Private All-State by HoopSeen.com and second team by the Atlanta Journal Constitution ... Was the Region 5-A North Player of the Year ... Tabbed the Class A Private Sophomore of the Year by HoopSeen.com ... Averaged 20.2 points and 7.0 rebounds.

AKOL MAWEIN

6-9, 205, F

Sydney, Australia / Southwest Christian (Ark.) Acad. / Navarro College

- Name is pronounced "ah-Cole ma-Ween."
- 247Sports rates him the **best JuCo power forward in the nation and the fourth-best overall prospect in the country** ... Ranked the fourth-best JuCo recruit in the nation by jucorecruiting.com ... Averaged 13.5 points and 5.0 rebounds as a freshman at Navarro ... Made 21-of-64 3-pointers ... Tallied two double-doubles while scoring 20-plus points in six of his last 14 games including a season-high 31 points versus Paniola.
- Attended Southwest Christian Academy in Little Rock as a junior and senior ... Originally committed to play at UC Riverside under then head coach David Patrick, the current Arkansas associate head coach ... Also played for the Woodz Elite program on the Nike EYBL circuit ... Named to the 2019 USA TODAY ALL-USA Arkansas Boys Basketball second team (along with first team pick Davonte Davis).
- Born in Sudan before moving to Egypt and then to Australia ... Came to the United States to play high school basketball.

#PR HOGS

39

NBA Draft
Selections

16

All-Star Game
Appearances

14

All-Defensive
Team Honors



CURRENT HOGS IN THE NBA



DANIEL GAFFORD

- 2nd Year in NBA
- 2019 - 2nd RD/38th overall



MASON JONES

- 1st Year in NBA
- 2020 - Free Agent
- Two-Way Contract



PATRICK BEVERLEY

- 9th Year in NBA
- 3x NBA All-Defensive Team
- 2009 - 2nd RD/42nd overall



ISAIAH JOE

- 1st Year in NBA
- 2020 - 2nd RD/49th overall



BOBBY PORTIS

- 6th Year in NBA
- 2015 - 1st RD/22nd overall

12

First Round
Draft Picks

7

All-NBA
Selections

3

NBA
Champions



BELGIUM

- Jabril Durham Belfius Mons-Hainaut

CANADA

- Olu Famutimi Guelph
- Marvell Waithe Windsor Express

CHINA

- Sonny Weems Guangdong Southern

CZECH REPUBLIC

- Delvon Johnson Svitavy

EGYPT

- Jaylen Barford Al Ettehad

FRANCE

- Dustin Thomas BC Souffelweyersheim

GREECE

- Dusty Hannahs Kolossos HH

HUNGARY

- Adrio Bailey OSE Lions

ISRAEL

- Coty Clarke Bnei Hertzeliya
- Rashad Madden Netanya

ITALY

- Marshawn Powell Trapani
- Charles Thomas Scafati

LEBANON

- Darian Townes Al Riyadi

LUXEMBOURG

- Michael Jones Larochette B

MEXICO

- B.J. Young Libertadores de Queretaro



SPAIN

- Moses Kingsley Bilbao

TURKEY

- Daryl Macon Galatasaray



<div>  2020-21 SEC STANDINGS  </div>										
THROUGH WEDNESDAY - Feb 10, 2021										
	SEC	PCT.	HOME	AWAY	OVERALL	PCT.	HOME	ROAD	NEUTRAL	STRK
ALABAMA	11-1	.917	6-0	5-1	16-5	.762	9-1	5-2	2-2	W1
ARKANSAS	7-4	.636	4-1	3-3	15-5	.750	12-1	3-4	0-0	W2
LSU	7-4	.636	4-1	3-3	12-6	.667	8-2	3-4	1-0	W1
TENNESSEE	7-4	.636	4-2	3-2	14-4	.778	11-2	3-2	0-0	W2
FLORIDA	6-4	.600	4-2	2-2	10-5	.667	5-2	3-3	2-0	L1
MISSOURI	6-4	.600	3-1	3-3	13-4	.765	8-1	4-3	1-0	L1
OLE MISS	6-6	.500	4-2	2-4	11-8	.578	8-3	3-5	0-0	W3
AUBURN	5-7	.417	2-4	3-3	11-10	.524	6-4	3-5	2-1	W1
GEORGIA	5-7	.417	3-3	2-4	12-7	.632	10-3	2-4	0-0	L1
MISSISSIPPI STATE	5-7	.417	2-4	3-3	11-10	.524	8-4	3-3	0-3	L1
KENTUCKY	4-7	.364	3-3	2-4	5-13	.278	3-5	2-5	0-3	L4
SOUTH CAROLINA	3-6	.333	2-3	1-3	5-8	.385	3-3	1-4	1-1	L2
TEXAS A&M	2-6	.250	1-3	1-3	8-7	.533	6-3	2-3	0-1	W1
VANDERBILT	1-8	.111	1-4	0-4	5-10	.333	5-5	0-5	0-0	L2

Saturday, February 13		TV	Time (CT)
Vanderbilt at Mississippi State	SECN	Noon	
Auburn at Kentucky	CBS	Noon	
Tennessee at LSU	ESPN2	1:00 pm	
Georgia at Alabama	SECN	2:30 pm	
ARKANSAS AT MISSOURI	ESPN2	3:00 PM	
Ole Miss at South Carolina	SECN	5:00 pm	
Texas A&M at Florida		Postponed	

Tuesday, February 16		TV	Time (CT)
Missouri at Georgia	SECN	5:30 pm	
FLORIDA AT ARKANSAS	ESPN2	6:00 PM	
South Carolina at Tennessee	SECN	7:30 pm	
Mississippi State at Auburn	ESPNU	8:00 pm	

Wednesday, February 17		TV	Time (CT)
Kentucky at Vanderbilt	SECN	6:00 pm	
Alabama at Texas A&M	SECN	8:00 pm	

Saturday, February 20		TV	Time (CT)
Kentucky at Tennessee	CBS	12:00 pm	
Vanderbilt at Alabama	SECN	12:00 pm	
Missouri at South Carolina	ESPN2	1:00 pm	
Georgia at Florida	SECN	2:30 pm	
Auburn at LSU	ESPN/2	3:00 9m	
Mississippi State at Ole Miss	SECN	5:00 pm	
ARKANSAS AT TEXAS A&M	SECN	7:30 PM	

AP (Feb. 8)		
1 Gonzaga (55)	18-0	1,567
2 Baylor (8)	17-0	1,520
3 Michigan	13-1	1,438
4 Ohio State	15-4	1,365
5 Villanova	12-2	1,281
6 Illinois	13-5	1,239
7 Texas Tech	14-5	1,102
8 Houston	16-2	1,060
9 Virginia	13-3	969
10 MISSOURI	13-3	966
11 ALABAMA	15-5	911
12 Oklahoma	12-5	863
13 Texas	11-5	841
14 West Virginia	13-5	824
15 Iowa	13-6	757
16 TENNESSEE	13-4	690
17 Florida State	10-3	514
18 Virginia Tech	14-4	486
19 Creighton	14-5	465
20 USC	15-3	411
21 Wisconsin	14-6	358
22 Loyola Chicago	0-0	200
23 OKLAHOMA STATE 12-5	181	
24 Purdue	13-7	85
25 Rutgers	11-6	65

COACHES (Feb. 8)		
1 Gonzaga	18-0	796
2 Baylor	17-0	772
3 Michigan	13-1	722
4 Villanova	12-2	669
5 Ohio St.	15-4	647
6 Illinois	13-5	562
7 Houston	16-2	556
8 Texas Tech	14-5	533
9 Virginia	13-3	491
10 MISSOURI	13-3	465
11 ALABAMA	15-5	453
12 Oklahoma	12-5	402
13 Texas	11-5	396
14 West Virginia	13-5	389
15 TENNESSEE	13-4	378
16 Iowa	13-6	314
17 Virginia Tech	14-4	304
18 Creighton	14-5	304
19 Florida State	10-3	300
20 Southern California	15-3	187
21 Wisconsin	14-6	171
22 OKLAHOMA STATE 12-5	100	
23 Loyola-Chicago	17-3	92
24 UCLA	13-4	75
25 Purdue	13-7	45

HOGS IN THE POLLS			
WEEK	AP	COACH	NET
Preseason	--	RV (2)	NA
Nov. 30	RV (2)	NA	NA
Dec. 7	--	RV (11)	NA
Dec. 14	RV (4)	RV (4)	NA
Dec. 21	RV (54)	RV (32)	NA
Dec. 28	RV (55)	RV (48)	NA
Jan. 4	RV (14)	RV (13)	24
Jan. 11	RV (24)	RV (8)	20
Jan. 18	--	--	35
Jan. 25	--	RV (4)	33
Feb. 1	--	--	33
Feb. 8	RV (3)	RV (3)	29
Feb. 15			
Feb. 22			
Mar. 1			
Mar. 8			
FINAL			

2020-21 SEC PRESEASON MEDIA POLL

- Tennessee
- Kentucky
- LSU
- Florida
- Alabama
- ARKANSAS**
- Auburn
- South Carolina
- Ole Miss
- Missouri
- Texas A&M
- Mississippi State
- Georgia
- Vanderbilt

RECEIVING VOTES: Colorado 41, San Diego State 38, Xavier 37, UCLA 35, **FLORIDA 29**, Louisville 28, Belmont 25, Kansas 18, Drake 16, Minnesota 12, North Carolina 8, St. John's 7, Toledo 6, Clemson 6, **ARKANSAS 3**, Boise State 3, Saint Louis 2, UAB 1, Virginia Commonwealth 1, BYU 1

RECEIVING VOTES: **FLORIDA 43**; Louisville 38; Rutgers 30; Kansas 30; Drake 23; San Diego St. 18; Colorado 15; Oregon 14; Belmont 13; Minnesota 12; Xavier 10; UAB 6; Utah St. 5; Clemson 5; **LSU 4**; Winthrop 3; Seton Hall 3; **ARKANSAS 3**; Toledo 1; Saint Louis 1.

THE LAST TIME ARKANSAS			
• Ranked on AP Poll Date			
Top 16-25:	#22	01/01/18	
Top 11-15:	#15	11/14/00	
Top 6-10:	#6	1995 Final Poll	
Top 2-5:	#5	03/07/95	
No. 1:	#1	'94-95 Preseason	
• Vs. Ranked Opp - Last Win			
Top 25: 90-162 (LAST W. at #19 LSU 2019)			
#25: 3-4	Vanderbilt	1/31/12	
#24: 1-3	Vanderbilt	2/23/00	
#23: 3-7	vs Florida (SEC)	3/9/18	
#22: 4-2	Kentucky (OT)	2/23/11	
#21: 4-3	Texas A&M	2/17/18	
#20: 10-5	Michigan	1/21/12	
#19: 7-3	at LSU	2/2/19	
#18: 5-7	at Ole Miss	1/31/10	
#17: 2-3	at Kentucky	2/27/14	
#16: 3-7	LSU	1/20/07	
#15: 3-5	Mississippi State	1/7/12	
#14: 4-7	Auburn	2/27/18	
#13: 6-3	Kentucky (OT)	1/14/14	
#12: 6-8	Alabama	1/27/07	
#11: 5-8	Missouri	12/5/95	
#10: 4-4	at Tennessee	2/25/06	
#9: 3-4	Tennessee (OT)	2/15/92	
#8: 3-4	Alabama	1/6/07	
#7: 1-5	Texas	1/6/09	
#6: 5-11	Kentucky	2/20/99	
#5: 4-4	Texas A&M	1/27/16	
#4: 5-12	Oklahoma	12/30/08	
#3: 0-14	--	--	
#2: 6-8	Florida	2/5/13	
#1: 1-11	vs. UNC (at PB)	2/12/84	

• As Ranked By # - Last Time			
as Top 25: 395-114			
#25: 6-2	W. Iowa	11/30/14	
#24: 6-0	W. at Ole Miss	2/14/15	
#23: 5-1	W. at Vanderbilt	1/10/15	
#22: 8-5	L. at Auburn	1/6/18	
#21: 6-4	L. North Texas	12/5/00	
#20: 17-5	W. at LSU	1/2/99	
#19: 16-7	L. Ole Miss	1/17/15	
#18: 18-8	L. LSU	3/7/15	
#17: 14-6	L. #21 Iowa (NCAA)	3/13/99	
#16: 13-6	L. #7 Kentucky (SEC)	3/7/98	
#15: 16-3	L. Southern Miss	11/18/00	
#14: 28-4	W. Vanderbilt	2/7/98	
#13: 13-3	W. Centenary	12/18/97	
#12: 19-8	L. at Alabama	2/28/98	
#11: 20-6	W. South Carolina	2/15/92	
#10: 12-3	W. Ole Miss	2/18/95	
#9: 21-6	W. #5 Kentucky	1/29/95	
#8: 8-9	W. Montevallo	2/25/95	
#7: 18-2	W. Auburn	3/4/95	
#6: 21-3	L. UCLA (NCAA)	4/3/95	
#5: 13-8	L. #3 Kentucky (SEC)	3/12/95	
#4: 13-2	W. at Missouri	12/3/94	
#3: 30-5	W. Tennessee	1/7/95	
#2: 38-4	W. Duke (NCAA)	4/4/94	
#1: 16-4	W. #14 Georgetown	11/27/94	

• Last Time Beat Ranked Opp.			
• HOME •	• ROAD •		
#25: Vandy	1/31/12	--	(0-0)
#24: Vandy	2/23/00	--	(0-0)
#23: LSU	3/3/92	Texas	3/3/91
#22: Kentucky	2/23/11	--	(0-1)
#21: Texas A&M	2/17/18	S. Carolina	2/15/17
#20: Michigan	1/21/12	Alabama	2/28/01
#19: Auburn	3/5/00	LSU	2/2/19
#18: Vandy	3/1/08	Ole Miss	1/31/10
#17: Ole Miss	2/5/10	Kentucky	2/27/14
#16: LSU	1/20/07	--	(0-4)
#15: Miss State	1/7/12	--	(0-2)
#14: Auburn	2/27/18	--	(0-3)
#13: Kentucky	1/14/14	--	(0-1)
#12: Texas	2/6/82	--	(0-5)
#11: Missouri	1/25/95	Texas	2/1/79
#10: Florida	2/18/06	Tennessee	2/25/06
#9: Tennessee	12/30/17	Arizona	12/6/92
#8: Alabama	1/6/07	Kentucky	1/25/92
#7: Texas	1/6/09	--	(0-1)
#6: Kentucky	2/20/99	--	(0-5)
#5: Texas A&M	1/27/16	--	(0-1)
#4: Oklahoma	12/30/08	Kentucky	2/9/94
#3: --	--	--	(0-1)
#2: Florida	2/5/13	--	(0-5)
#1: --	(0-2)	--	(0-2)

Effort. Energy. Enthusiasm.

Versus 2020-21 Opponents

NON-CONFERENCE

SCHOOL	GMS	SERIES RECORD	H	A	N	LAST MEETING
Abilene Christian	1	Arkansas Leads, 1-0	1-0	0-0	0-0	H - W, 85-72 (12/20/20)
Central Arkansas	7	Arkansas Leads, 7-0	4-0	3-0	0-0	H - W, 100-75 (12/12/20)
Lipscomb	2	Arkansas Leads, 2-0	2-0	0-0	0-0	H - W, 86-50 (12/05/20)
Miss Valley State	6	Arkansas Leads, 6-0	6-0	0-0	0-0	H - W, 142-62 (11/25/20)
North Texas	16	Arkansas Leads, 16-0	9-0	1-0	6-0	H - W, 69-54 (11/28/20)
Oklahoma State	53	Arkansas Trails, 15-38	10-9	4-14	1-15	A - L, 77-81 (01/30/21)
Oral Roberts	13	Arkansas Leads, 11-2	8-0	1-2	2-0	H - W, 87-76 (12/20/20)
Southern	3	Arkansas Leads, 3-0	2-0	0-0	1-0	H - W, 79-44 (12/09/20)
Texas-Arlington	9	Arkansas Leads, 9-0	7-0	1-0	1-0	H - W, 72-60 (12/02/20)

SOUTHEASTERN CONFERENCE

SCHOOL	GMS	SERIES RECORD	H	A	N	LAST MEETING
Alabama	64	Arkansas Leads, 35-29	19-6	8-21	8-2	A - L, 59-90 (01/16/21)
• SEC Only	54	Arkansas Leads, 28-26	19-6	8-19	1-1	
Auburn	56	Arkansas Leads, 36-20	22-5	13-14	1-1	H - W, 75-73 (01/20/21)
• SEC Only	55	Arkansas Leads, 36-19	22-5	13-14	1-0	
Florida	38	Arkansas Trails, 12-26	8-7	2-14	2-5	A - L, 59-73 (02/18/20)
• SEC Only	38	SAME		SAME		
Georgia	40	Arkansas Leads, 24-16	12-3	6-10	6-3	H - W, 99-69 (01/09/21)
• SEC Only	40	SAME		SAME		
Kentucky	45	Arkansas Trails, 12-33	7-8	4-15	1-10	A - W, 81-80 (02/09/21)
• SEC Only	40	Arkansas Trails, 12-28	7-8	4-13	1-8	
LSU	70	Arkansas Leads, 37-33	20-8	12-19	5-6	A - L, 92-76 (01/13/21)
• SEC Only	61	Arkansas Leads, 33-28	20-8	11-18	2-2	
Ole Miss	83	Arkansas Leads, 50-33	17-11	9-20	24-2	H - W, 74-59 (01/27/21)
• SEC Only	54	Arkansas Leads, 28-27	17-10	9-18	1-0	
Mississippi State	65	Arkansas Leads, 34-31	22-8	7-22	5-1	H - W, 61-45 (02/02/21)
• SEC Only	56	Arkansas Leads, 29-27	21-7	6-20	2-0	
Missouri	54	Arkansas Leads, 28-26	17-10	10-16	1-0	H - L, 68-81 (01/02/21)
• SEC Only	17	Arkansas Leads, 9-8	7-2	2-6	0-0	
South Carolina	35	Arkansas Leads, 20-15	11-5	6-8	3-2	H - L, 77-79 (01/29/20)
• SEC Only	35	SAME		SAME		
Tennessee	44	Arkansas Trails, 21-23	11-4	4-14	6-5	A - L, 79-74 (01/06/21)
• SEC Only	40	Arkansas Trails, 18-22	11-4	4-14	3-4	
Texas A&M	160	Arkansas Leads, 103-57	58-15	38-38	7-4	A - L, 69-77 (03/07/20)
• SEC Only	14	Arkansas Leads, 8-6	6-1	2-5	0-0	
Vanderbilt	41	Arkansas Leads, 29-12	16-3	8-8	5-1	H - W, 92-71 (01/23/21)
• SEC Only	39	Arkansas Leads, 28-11	15-3	8-7	5-1	



ERIC MUSSELMAN LIVE RADIO SHOW

Once again, there will be 12 Arkansas basketball radio shows, all starting at 7 pm, at Sassy's BBQ and Grille in Fayetteville.

Monday, Feb. 22
Sunday, Feb. 28



COURTSIDE WITH ERIC MUSSELMAN

There will be 10, 30-minute television shows featuring head coach Eric Musselman and co-host Chuck Barrett. Each show will air on Sunday, Please check local listings for times and channels in your area.

Sunday, Feb. 14
Sunday, Feb. 21
Sunday, Feb. 28
Sunday, Mar. 7

ARKANSAS IN THE 2020-21

(Through Games of Saturday - Feb. 10)



TEAM IN THE NCAA/SEC

	NCAA	SEC	NO.
3-pt Field Goal Attempts (340 ranked)	35	3	481
Assist Turnover Ratio (340 ranked)	84	2	1.15
Assists Per Game (340 ranked)	87	4	14.8
Blocked Shots Per Game (340 ranked)	16	4	5
Defensive Rebounds per Game (340 ranked)	42	2	28
Fewest Fouls (340 ranked)	285	11	340
Fewest Turnovers (340 ranked)	264	8	257
Field-Goal Percentage (340 ranked)	136	7	45
Field-Goal Percentage Defense (340 ranked)	94	5	41.6
Free Throw Attempts (340 ranked)	30	5	403
Free Throws Made (340 ranked)	22	3	298
Free-Throw Percentage (340 ranked)	71	2	73.9
Offensive Rebounds Per Game (340 ranked)	26	4	12.85
Personal Fouls Per Game (340 ranked)	121	4	17
Rebound Margin (340 ranked)	46	2	5.5
Scoring Defense (340 ranked)	166	6	69.9
Scoring Margin (340 ranked)	26	1	12.8
Scoring Offense (340 ranked)	11	1	82.7
Steals Per Game (340 ranked)	35	5	8.3
Three Pt FG Defense (340 ranked)	100	7	31.7
Three-Point Field Goals Per Game (340 ranked)	92	4	8.2
Three-Point Field-Goal Percentage (340 ranked)	161	7	33.9
Total 3-point FGM (340 ranked)	37	3	163
Total Assists (340 ranked)	34	3	296
Total Blocks (340 ranked)	8	3	100
Total Rebounds (340 ranked)	5	4	817
Total Rebounds Per Game (340 ranked)	11	1	40.85
Total Steals (340 ranked)	12	2	167
Turnover Margin (338 ranked)	57	3	2.6
Turnovers Forced (340 ranked)	54	7	15.45
Turnovers Per Game (340 ranked)	122	3	12.8
Won-Lost Percentage (338 ranked)	39	4	75

RAZORBACKS IN THE NCAA/SEC

	PLAYER	NCAA	SEC	NO.
3-pt Field Goal Attempts (338 ranked)	JD Notae	93	6	110
Assist Turnover Ratio (350 ranked)	Moses Moody	189	11	94
Assists Per Game (349 ranked)	Jalen Tate	233	5	1.52
Blocked Shots Per Game (345 ranked)	Jalen Tate	90	3	4.4
Defensive Rebounds per Game (349 ranked)	Connor Vanover	35	3	2
Double Doubles (207 ranked)	Connor Vanover	333	10	4.45
	Jalen Tate	207	11	2
	Justin Smith	207	11	2
Field-Goal Percentage (344 ranked)	Moses Moody	218	8	45
Free Throw Attempts (343 ranked)	Moses Moody	63	6	95
	JD Notae	110	11	83
	Desi Sills	315	21	62
Free Throws Made (340 ranked)	Moses Moody	43	3	77
	JD Notae	94	11	65
Free-Throw Percentage (348 ranked)	Moses Moody	146	5	81.1
	JD Notae	206	10	78.3
Minutes Per Game (350 ranked)	Moses Moody	306	8	32:06
Offensive Rebounds Per Game (346 ranked)	Justin Smith	36	2	3.12
	Moses Moody	199	12	2.2
Points Per Game (350 ranked)	Moses Moody	154	7	16.3
Rebounds Per Game (341 ranked)	Justin Smith	249	10	6.5
Steals Per Game (350 ranked)	Jalen Tate	218	11	1.45
	Desi Sills	334	17	1.3
	JD Notae	341	11	1.8
Three-Point Field Goals Per Game (341 ranked)	JD Notae	165	9	36
Three-Point Field-Goal Percentage (88 ranked)	Moses Moody	180	10	35
Total 3-point FGM (330 ranked)	Jalen Tate	38	2	88
Total Assists (341 ranked)	Connor Vanover	19	2	40
Total Blocks (326 ranked)	Jaylin Williams	291	21	13
Total Field Goal Attempts (350 ranked)	Moses Moody	62	5	238
	JD Notae	107	8	224
Total Field Goals Made (334 ranked)	Moses Moody	73	4	107
	JD Notae	259	15	85
	Jalen Tate	272	16	84
Total Minutes (350 ranked)	Moses Moody	65	4	641:54
	Jalen Tate	200	14	576:27
Total Points (344 ranked)	Moses Moody	46	3	326
	JD Notae	153	11	271
Total Rebounds (345 ranked)	Moses Moody	195	11	114
	Connor Vanover	204	12	113
	Justin Smith	282	21	104
Total Steals (310 ranked)	Jalen Tate	78	7	29
	Desi Sills	131	10	26
	JD Notae	184	12	24
	Davonte Davis	310	23	21
	Moses Moody	310	23	21



ERIC MUSSELMAN

ARKANSAS HEAD COACH

145-51 • 6th year as collegiate head coach
 503-291 • 14 seasons as professional head coach

COLLEGIATE HEAD COACHING RECORD

Year	Record	Conference	Postseason
2015-16	24-14	10-8 MW (T4th)	CBI Champion
2016-17	28-7	14-4 MW (1st) ^ *	NCAA 1st Round
2017-18	29-8	15-3 MW (1st) ^	NCAA Sweet 16
2018-19	29-5	15-3 MW (1st) ^	NCAA 1st Round
2019-20	20-12	7-11 SEC (T10th)	Canceled
2020-21	15-5	7-4 SEC	
Totals	145-51	68-33	

^ - Regular season champion / * - Tournament champion

Eric Musselman was named Arkansas' 13th head men's basketball coach on April 7, 2019. He has over 30 years of coaching experience, including five as a collegiate head coach and 14 as a professional head coach.

In his five years as a collegiate head coach, Musselman has won at least 20 games each season (24, 28, 29, 29 and 20) to post a 130-46 record and .739 winning percentage - ninth-best among active Division I coaches. Prior to entering the collegiate head coaching ranks, Musselman was a head coach for seven professional teams, including two seasons with the Golden State Warriors (2002-04) and one with the Sacramento Kings (2006-07). He has won over 550 games as a professional head coach with a combined winning percentage of .626 (553-330).

Musselman is married to Danyelle Sargent Musselman who has worked at ESPN, Fox Sports and the NFL Network as a broadcaster. Musselman has two sons, Michael and Matthew, and the couple has a daughter, Mariah.

Musselman's father Bill was also an NBA head coach and they were the first father-son combination to become head coaches in the NBA.

MUSSELMAN'S CAREER AS HEAD COACH

NOTE: Professional basketball **DOES NOT** count postseason toward season W-L record nor to head coach W-L record

Year	Team	League	Record	Note for the Season	Reg. Season Div./Conf. Finish	Postseason
1989-90	Rapid City	CBA	42-14	MOST WINS IN CBA	1st National Conf.	Finals (8-8) *
1991-92	Rapid City	CBA	37-19	2nd-most wins in CBA	1st National Conf.	Finals (9-7) *
1992-93	Rapid City	CBA	44-12	MOST WINS IN CBA	1st National Conf.	Conf. Finals (5-3) *
1993-94	Rapid City	CBA	37-19	MOST WINS IN CBA	1st National Conf.	Conf. Finals (5-5) *
1994-95	Rapid City	CBA	31-25	6th-most wins in CBA	5th National Conf.	Conf. 1st Rd (0-2) *
1995-96	Florida	CBA	41-15	MOST WINS IN CBA	1st National Conf.	Conf. Finals (5-3) *
1996-97	Florida	CBA	38-18	2nd-most wins in CBA	1st American Conf.	Finals (7-6) *
1995	Florida	USBL	25-2	MOST WINS IN USBL	1st Overall	Champion (1-0) *
1996	Florida	USBL	28-1	MOST WINS IN USBL	1st Southern Div.	Champion (3-0) *
2002-03	Golden State	NBA	38-44	6th Pacific Division	11th Western Conf.	--
2003-04	Golden State	NBA	37-45	T4th Pacific Division	11th Western Conf.	--
2006-07	Sacramento	NBA	33-49	5th Pacific Division	11th Western Conf.	--
2010-11	Reno	D-League	34-16	2nd-most wins in NBADL	1st Western Conf.	Semifinals (2-3) *
2011-12	Los Angeles	D-League	38-12	MOST WINS IN NBADL	1st Western Conf.	Finals (5-2) *
2015-16	Nevada	NCAA	24-14	Led NCAA in FT Made	T4th Mountain West	CBI Champion (5-1)
2016-17	Nevada	NCAA	28-7	T16th for Most wins NCAA	1st Mountain West	NCAA 1st Rd (0-1)
2017-18	Nevada	NCAA	29-8	2nd in NCAA in A-TO ratio	1st Mountain West	NCAA Sweet 16 (2-1)
2018-19	Nevada	NCAA	29-5	7th in NCAA in W-L%	1st Mountain West	NCAA 1st Rd (0-1)
2019-20	Arkansas	NCAA	20-12	Led NCAA in 3PT% Def	T10th SEC	Canceled
2020-21	Arkansas	NCAA	15-5	--	--	--
2010	Dominican Team		5-1	Silver Medal Centrobasket Championship		
2011	Venezuelan Team		12-9	5th FIBA Americas Championship		
2012	Venezuelan Team		7-4	Silver Medal FIBA South American Championship		

Effort. Energy. Enthusiasm.

MUSSELMAN VS. ALL OPPONENTS

Opponent	Overall	at Nevada	at Arkansas	Last Meeting
Abilene Christian	1-0	0-0	1-0	12/20/20
Air Force	7-0	7-0	0-0	03/05/19
Akron	1-0	1-0	0-0	12/22/18
Alabama	1-1	0-0	1-1	01/16/21
Arizona State	1-0	1-0	0-0	12/07/18
Arkansas-Little Rock	1-0	1-0	0-0	11/16/18
Auburn	2-1	0-0	2-1	01/20/21
Austin Peay	1-0	0-0	1-0	11/12/19
Boise State	7-2	7-2	0-0	02/02/19
Bradley	1-0	1-0	0-0	12/03/16
Buffalo	1-0	1-0	0-0	11/25/16
BYU	1-0	1-0	0-0	11/06/18
Cal State Fullerton	0-1	0-1	0-0	11/28/15
California Baptist	1-0	1-0	0-0	11/19/18
Central Arkansas	1-0	0-0	1-0	12/20/20
Cincinnati	1-0	1-0	0-0	03/18/18
Coastal Carolina	1-0	1-0	0-0	11/13/15
Colorado State	7-1	7-1	0-0	02/02/19
Davidson	1-0	1-0	0-0	11/21/17
Drake	1-0	1-0	0-0	12/12/15
Eastern Washington	1-0	1-0	0-0	03/21/16
Florida	0-2	0-1	0-1	02/18/20
Fresno Pacific	1-0	1-0	0-0	12/09/15
Fresno State	6-3	6-3	0-0	02/23/19
LSU	1-1	0-0	1-1	03/05/20
Georgia	1-1	0-0	1-1	01/09/21
Georgia Tech	1-0	0-0	1-0	11/25/19
Grand Canyon	1-0	1-0	0-0	12/09/18
Hawai'i	1-1	1-1	0-0	11/24/17
Holy Names	1-0	1-0	0-0	11/30/15
Idaho	1-0	1-0	0-0	11/10/17
Illinois State	1-0	1-0	0-0	11/29/17
Indiana	1-0	0-0	1-0	12/29/19
Iona	1-1	1-1	0-0	11/26/16
Iowa State	0-1	0-1	0-0	03/16/17
Kentucky	1-1	0-0	1-1	02/09/21
Lipscomb	1-0	0-0	1-0	12/05/20
LSU	1-2	0-0	1-2	01/13/21
Loyola-Chicago	1-1	1-1	0-0	11/28/18
Loyola Marymount	1-0	1-0	0-0	11/14/16
Ole Miss	1-0	0-0	1-0	01/27/21
Massachusetts	1-0	1-0	0-0	11/23/18
Mississippi State	1-2	0-0	1-2	02/03/21
Mississippi Valley	0-0	1-0	1-0	11/25/20
Missouri	1-2	0-0	1-2	01/02/21
Montana	2-0	1-0	1-0	11/16/19
Montana State	1-0	1-0	0-0	11/15/15
Morehead State	2-1	2-1	0-0	04/01/16
New Mexico	5-3	5-3	0-0	02/09/19
North Texas	2-0	0-0	2-0	11/29/20
Northern Kentucky	1-0	0-0	1-0	11/30/19
Oakland	1-0	1-0	0-0	11/23/16
Oklahoma State	0-0	0-1	0-1	01/30/21

MUSSELMAN VS. ALL OPPONENTS

Opponent	Overall	at Nevada	at Arkansas	Last Meeting
Oral Roberts	1-0	0-0	1-0	12/20/20
Oregon State	1-1	1-1	0-0	11/18/16
Pacific	4-0	4-0	0-0	11/09/18
Portland State	1-0	1-0	0-0	11/25/15
Radford	1-0	1-0	0-0	12/17/17
Rhode Island	1-0	1-0	0-0	11/13/17
Rice	1-0	0-0	1-0	11/05/19
Saint Mary's	0-1	0-1	0-0	11/11/16
San Diego State	3-7	3-7	0-0	03/01/19
San Francisco	0-1	0-1	0-0	12/23/17
San Jose State	6-0	6-0	0-0	01/09/19
Santa Clara	2-0	2-0	0-0	11/15/17
South Carolina	0-1	0-0	0-1	01/29/20
South Dakota	1-0	0-0	1-0	11/22/19
South Dakota State	1-0	1-0	0-0	12/15/18
Southern	1-0	0-0	1-0	12/09/20
Southern Cal	1-0	1-0	0-0	12/01/18
Southern Illinois	1-0	1-0	0-0	12/22/17
Tennessee	1-2	0-0	1-2	01/06/21
Texas	1-0	1-0	0-0	03/16/18
Texas A&M	1-1	0-0	1-1	03/07/20
TCU	1-1	0-1	1-0	01/25/20
Texas Southern	1-0	0-0	1-0	11/19/19
Texas Tech	0-1	0-1	0-0	12/05/17
Towson	1-0	1-0	0-0	12/21/16
Tulsa	2-0	1-0	1-0	12/14/19
UC Davis	1-0	1-0	0-0	12/19/17
UC Irvine	2-0	2-0	0-0	12/02/17
UC Santa Barbara	1-0	1-0	0-0	12/22/16
UNLV	7-2	7-2	0-0	02/27/19
UT Arlington	1-0	0-0	1-0	12/02/20
Utah	1-0	1-0	0-0	12/29/18
Utah State	7-2	7-2	0-0	03/02/19
Valparaiso	1-0	0-0	1-0	12/21/19
Vanderbilt	3-0	0-0	3-0	01/23/21
Vermont	1-0	1-0	0-0	03/23/16
Washington	1-0	1-0	0-0	12/11/16
Western Kentucky	0-1	0-0	0-1	12/07/19
Wichita State	0-1	0-1	0-0	12/22/15
Wyoming	5-1	5-1	0-0	02/16/19
Totals	145-51	110-34	35-17	

MUSSELMAN VS. CONFERENCES

American Athletic	3-0	CAA	1-0	Ohio Valley	3-1
American East	1-0	C-USA	3-1	Pac-12	5-1
ACC	1-0	Horizon League	2-0	Patriot League	0-0
Atlantic Sun	1-0	Ind./Non DI	2-0	SEC	15-16
Atlantic 10	3-0	Ivy League	0-0	SoCon	0-0
Big East	0-0	MAAC	1-1	Southland	2-0
Big Sky	6-0	Mid-American	1-0	SWAC	3-0
Big South	2-0	MEAC	0-0	Summit League	3-0
Big Ten	1-0	Missouri Valley	6-2	Sun Belt	3-0
Big 12	2-4	Mountain West	60-21	WCC	8-2
Big West	5-2	Northeast	0-0	WAC	2-0

MUSSELMAN MILESTONE WINS

OVERALL

1	11/13/15	Coastal Carolina (Honolulu, Hawaii)	73-56
100	01/24/19	Colorado State (Reno, Nev.)	100-60

AT ARKANSAS

1	11/05/19	Rice (Fayetteville, Ark.)	91-43
---	----------	---------------------------	-------

MUSSELMAN COACHING HONORS

- 1996 USBL Coach of the Year
- 2003 NBA Coach of the Year Runner-Up
- 2012 NBA D-League Coach of the Year
- 2016 Bleacher Report's Mountain West Coach of the Year
- 2017 USBWA District VIII Coach of the Year
- 2018 USBWA District VIII and NABC District 17 Coach of the Year
- Mountain West Coach of the Year

MUSSELMAN DID YOU KNOWS....

- Named General Manager of CBA's Rapid City Thrillers at age 22. The next year, became head coach of the Thrillers at he age of 23, the youngest coach in CBA history.
- From 1990-1997, had 26 players called up to the NBA, the highest number in the league during that span ... The only person in CBA history to coach in five league All-Star Games (1990, 1992, 1993, 1994, 1997)
- The first coach in professional basketball history to win 100 games by the age of 28.
- At the age of 37, named head coach of the Golden State Warriors and was the youngest head coach in the NBA at the time.
- He and his father, Bill, were first father-son combination to both become head coaches in NBA history.
- In 2003, was runner-up to San Antonio's Gregg Popovich for NBA Coach of the Year Award voting (231 points, including 26 first-place votes).
- Only needed 130 games to win his 100th game as a collegiate head coach.
- Is the CBA's third all-time winningest coach (270-122 in seven seasons) and the most successful coach (54-3 in two seasons) in the history of the United States Basketball League.
- Led CBA in scoring (116.7 ppg) in 192-93 -2nd in NBA in scoring (102.4 ppg) in 2002-03.

MUSSELMAN RECORD • POINTS SCORED

Scoring Below 50 Points:	0-0
- At Arkansas	0-0
Home:.....	0-0 at Arkansas
Away:.....	0-0 at Arkansas
Neutral:.....	0-0 at Arkansas
Scoring 50-59 Points:	0-9
- At Arkansas:	0-1
Home:.....	0-1 at Arkansas
Away:.....	0-6 at Arkansas
Neutral:.....	0-2 at Arkansas
Scoring 60-69 Points:	16-15
- At Arkansas	8-4
Home:.....	10-4 at Arkansas
Away:.....	3-8 at Arkansas
Neutral:.....	3-3 at Arkansas
Scoring 70-79 Points:	48-19
- At Arkansas	10-8
Home:.....	28-4 at Arkansas
Away:.....	14-12 at Arkansas
Neutral:.....	6-3 at Arkansas
Scoring 80-89 Points:	50-3
- At Arkansas	8-1
Home:.....	28-0 at Arkansas
Away:.....	14-2 at Arkansas
Neutral:.....	8-1 at Arkansas
Scoring 90-99 Points:	21-1
- At Arkansas	6-0
Home:.....	12-0 at Arkansas
Away:.....	8-1 at Arkansas
Neutral:.....	1-0 at Arkansas
Scoring 100 or More Points:	10-1
- At Arkansas	2-0
Home:.....	7-0 at Arkansas
Away:.....	2-1 at Arkansas
Neutral:.....	1-0 at Arkansas

BEST WINNING PERCENTAGE among active NCAA Division I head coaches (min 5 yrs as a Division I Head Coach)

(https://stats.NCAA.org/head_coaches • Thru Feb 10, 2021)

1	Mark Few, Gonzaga	.833	618-124	22nd yr
2	Roy Williams, North Carolina	.776	897-259	33rd yr
3	Chris Jans, New Mexico State	.766	108-33	5th yr
4	Bill Self, Kansas	.765	721-221	28th yr
5	Mike Krzyzewski, Duke	.765	1164-358	46th yr
6	John Calipari, Kentucky	.764	738-228	29th yr
7	ERIC MUSSELMAN, ARKANSAS	.740	145-51	6th yr
8	Sean Miller, Arizona	.732	418-153	17th yr
9	Tony Bennett, Virginia	.732	360-132	15th yr
10	Eric Olsen, US San Diego	.728	163-61	8th yr



MUSSELMAN RECORD • POINTS ALLOWED

Opponent Scores Below 50 Points:	7-0
- At Arkansas	5-0
Home:.....	6-0 at Arkansas
Away:.....	1-0 at Arkansas
Neutral:.....	0-0 at Arkansas
Opponent Scores 50-59 Points:	25-1
- At Arkansas	7-0
Home:.....	18-1 at Arkansas
Away:.....	6-0 at Arkansas
Neutral:.....	1-0 at Arkansas
Opponent Scores 60-69 Points:	55-6
- At Arkansas	11-0
Home:.....	34-0 at Arkansas
Away:.....	12-2 at Arkansas
Neutral:.....	9-4 at Arkansas
Opponent Scores 70-79 Points:	41-18
- At Arkansas	9-8
Home:.....	22-5 at Arkansas
Away:.....	13-11 at Arkansas
Neutral:.....	6-2 at Arkansas
Opponent Scores 80-89 Points:	15-15
- At Arkansas	2-5
Home:.....	5-3 at Arkansas
Away:.....	7-11 at Arkansas
Neutral:.....	3-1 at Arkansas
Opponent Scores 90-99 Points:	2-6
- At Arkansas	1-3
Home:.....	2-2 at Arkansas
Away:.....	0-3 at Arkansas
Neutral:.....	0-1 at Arkansas
Opponent Scores 100 or More Points:	1-2
- At Arkansas	0-0
Home:.....	0-0 at Arkansas
Away:.....	1-2 at Arkansas
Neutral:.....	0-0 at Arkansas

MUSSELMAN RECORD BREAKDOWN

OVERALL:	145-51
- AT ARKANSAS.....	35-17
Home:.....	84-10.....26-5 at Arkansas
Away:.....	41-31.....7-12 at Arkansas
Neutral:.....	20-10.....2-0 at Arkansas
CONFERENCE GAMES:	67-33
- AT ARKANSAS.....	13-15
Home:.....	40-10.....9-5 at Arkansas
Away:.....	27-23.....4-10 at Arkansas
VS RANKED TEAMS:.....	2-7
AS RANKED TEAM:.....	38-12
- AT ARKANSAS.....	0-4
- AT ARKANSAS.....	0-0
Home:.....	0-3 / 0-3 at Ark
Away:.....	0-2 / 0-1 at Ark
Neutral:.....	2-2 / 0-0 at Ark
Home:.....	18-1 / 0-0 at Ark
Away:.....	14-6 / 0-0 at Ark
Neutral:.....	8-5 / 0-0 at Ark
RECORD BY MONTH:	
November:.....	34-4.....9-0 at Arkansas
December:.....	32-8.....11-1 at Arkansas
January:.....	32-15.....8-9 at Arkansas
February:.....	27-12.....5-6 at Arkansas
March:.....	18-12.....2-1 at Arkansas
April:.....	1-0.....0-0 at Arkansas
WHEN LEADING AT HALFTIME:	112-6
at Arkansas.....	29-2
WHEN TRAILING AT HALFTIME:	31-44
at Arkansas.....	6-15
WHEN TIED AT HALFTIME:	2-1
at Arkansas.....	0-0
OUT-REBOUNDING OPP:	86-11
at Arkansas.....	16-1
BEING OUT-REBOUNDED:	51-37
at Arkansas.....	18-15
REBOUNDS ARE EVEN:	8-2
at Arkansas.....	1-1
WHEN SCORING FIRST:	85-23
at Arkansas.....	19-7
WHEN OPPONENT SCORES FIRST:	60-28
at Arkansas.....	16-10
ONE-POSSESSION GAMES:	18-12
at Arkansas.....	3-4
OVERTIME GAMES:	7-6
at Arkansas.....	1-3
GAMES DECIDED BY 1-5 PTS OR LESS:	30-21
at Arkansas.....	6-7
GAMES DECIDED BY 6-10 PTS:	21-13
at Arkansas.....	6-5
GAMES DECIDED BY 11-19 PTS:	45-11
at Arkansas.....	12-3
GAMES DECIDED BY 20-PLUS PTS:	39-6
at Arkansas.....	11-2
SHOOTING 50 PERCENT OR BETTER:	47-2
at Arkansas.....	9-1
SHOOTING PCT. BETTER THAN OPP:	118-9
at Arkansas.....	29-4
SHOOTING PCT. WORSE THAN OPP:	25-41
at Arkansas.....	5-13
SHOOTING PCT. SAME AS OPP:	1-1
at Arkansas.....	0-0
OUT-SCORING OPP BENCH:	70-5
at Arkansas.....	17-4
OUT-SCORED BY OPP BENCH:	69-37
at Arkansas.....	16-13
BENCH SCORING EVEN:	6-0
at Arkansas.....	2-0

MOST POINTS BY A MUSSELMAN TEAM

NOTE: MISSING RESULTS FROM RAPID CITY (CBA) AND FLORIDA (USBL)

142	Arkansas	Mississippi Valley State	11/25/20	W, 142-62
138	LA D-Fenders	Erie BayHawks	02/06/12	W, 138-107
135	LA D-Fenders	Stockton Kings	11/28/11	W, 135-103
135	Sacramento	Charlotte Bobcats	02/28/07	W, 135-120
135	Golden State	Orlando Magic	11/16/02	W, 135-92
133	Golden State	at Milwaukee Bucks	03/08/03	L, 133-138 (OT)
132	LA D-Fenders	Rio Grande Valley Vipers	12/05/11	W, 132-126
128	Sacramento	Los Angeles Lakers	12/29/06	L, 128-132 (OT)
128	Golden State	Utah Jazz	04/08/03	W, 128-102
127	LA D-Fenders	Canton Charge	01/30/12	W, 127-87
127	Reno	Idaho Stampede	12/01/10	W, 127-117
126	Reno	Rio Grande Valley Vipers	004/20/11	L, 126-134

PLAYER GAME HIGHS:

MOST POINTS:	
at Nevada:	45 Jordan Caroline at New Mexico 01/07/17
	40 Jordan Caroline at Colorado St 02/06/19
	37 D.J. Fenner vs UNLV 02/08/17
	34 Marquize Coleman at Hawai'i 11/16/15
	33 Caleb Martin at Utah 12/29/18
	32 Marcus Marshall at Wyoming 01/14/17
	32 Marcus Marshall at Washington 12/11/16
	32 Tyron Criswell vs Eastern Washington 03/21/16
	30 4x

at Arkansas:	41 Mason Jones vs Tulsa 12/14/19
	40 Mason Jones vs Auburn 02/04/20
	38 Mason Jones vs Miss State 02/15/20
	37 Mason Jones vs Tennessee 02/26/20
	36 Mason Jones vs LSU 03/04/20
	34 Mason Jones vs South Carolina 01/29/20
	34 Isaiah Joe at Ole Miss 01/11/20
	33 Isaiah Joe vs Texas Southern 11/19/19
	32 Mason Jones vs Rice 11/05/19
	30 Mason Jones at Texas A&M 03/07/20
	30 Mason Jones at Alabama 02/01/20
	30 Jimmy Whitt Jr. vs Vanderbilt 01/15/20

SEC Game: 40 Mason Jones vs Auburn 02/03/11

SEC Tourney: 22 Mason Jones vs Vanderbilt 03/11/20

NCAA Tourney: --

Bud Walton: 41 Mason Jones vs Tulsa 12/14/19

Road Game: 34 Isaiah Joe at Ole Miss 01/11/20

Neutral Site: 22 Mason Jones vs Vanderbilt 03/11/20

Ranked Opp: 40 Mason Jones vs Auburn 02/04/20

Frosh: 28 Moses Moody at Alabama 01/16/21

Soph: 34 Isaiah Joe at Ole Miss 01/11/20

Junior: 41 Mason Jones vs Tulsa 12/14/19

Senior: 30 Jimmy Whitt Jr. vs Vanderbilt 01/15/20

Season Opener: 32 Mason Jones vs Rice 11/05/19

SEC Opener 17 Isaiah Joe & Mason Jones vs TX A&M 01/04/20

MOST FIELD GOALS MADE:	
at Nevada:	17 Jordan Caroline at New Mexico 01/07/17
	13 Cody Martin vs Utah State 02/17/18
	12 Jordan Caroline at UNLV 02/25/17
	12 Cameron Oliver vs Eastern Washington 03/21/16
	12 D.J. Fenner v UNLV 02/08/17
at Arkansas:	14 Jimmy Whitt Jr. vs Vanderbilt 01/15/20
	12 Mason Jones vs Auburn 02/04/20
	12 Mason Jones vs Tulsa 12/14/19
	12 Mason Jones vs Rice 11/05/19
	11 Mason Jones vs Tennessee 02/26/20
	11 Isaiah Joe at Ole Miss 01/11/20
	11 Jimmy Whitt Jr. vs South Dakota 11/19/19
	11 Jimmy Whitt Jr. at Alabama 02/01/20

MOST 3-POINTERS MADE:	
at Nevada:	8 Marcus Marshall at UNLV 02/25/17
	7 6x
at Arkansas:	8 Mason Jones at Texas A&M 03/07/20
	7 Isaiah Joe at Ole Miss 01/11/20
	6 Isaiah Joe at Texas A&M 03/07/20
	6 Isaiah Joe at Indiana 12/29/19
	6 Isaiah Joe vs Texas Southern 11/19/19

MOST FREE THROWS MADE:	
at Nevada:	15 Marcus Marshall vs Boise State 02/22/17
	15 Marquize Coleman vs UNLV 01/23/16
	15 Marquize Coleman at Hawai'i 11/16/15
	14 Jordan Caroline vs Rhode Island 11/13/17
	14 Marcus Marshall at Wyoming 01/14/17
at Arkansas:	18 Mason Jones vs Miss State 02/15/20
	15 Mason Jones vs South Carolina 01/29/20
	12 Mason Jones vs LSU 03/04/20
	12 Isaiah Joe vs Tennessee 02/26/20
	12 Mason Jones vs Tulsa 12/14/19
	11 Jimmy Whitt Jr. at Tennessee 02/11/20
	11 Mason Jones at Missouri 02/08/20
	11 Mason Jones vs Auburn 02/04/20

MOST REBOUNDS:	
at Nevada:	24 Cameron Oliver vs Fresno State 02/1/16
	21 Cameron Oliver at UNLV 02/20/16
	17 Cameron Oliver vs Colorado State 03/04/17
	16 6x
at Arkansas:	17 Justin Smith vs Oral Roberts 12/20/20
	16 Connor Vanover vs North Texas 11/28/20

	15 Jimmy Whitt Jr. vs LSU 03/04/20
	12 Mason Jones vs South Carolina 01/29/20
	12 Jimmy Whitt Jr. at Western Ky 12/07/19
	11 Reggie Chaney at Missouri 02/08/20
	11 Reggie Chaney at Alabama 02/01/20
	11 Reggie Chaney vs Northern Ky 11/30/19
	11 Adrio Bailey vs Montana 11/16/19

SEC Game: 15 Jimmy Whitt Jr. vs LSU 03/04/20
SEC Tourney: 7 Jimmy Whitt Jr. vs Vanderbilt 03/11/20
NCAA Tourney: --
Bud Walton: 17 Justin Smith vs Oral Roberts 12/20/20
Road Game: 12 Jimmy Whitt Jr. at Western Ky 12/07/19
Neutral Site: 9 Mason Jones vs Valpo 12/21/19
Ranked Opp: 9 Vance Jackson Jr. at Tennessee 01/06/21
Frosh: 10 (3x) last by Jaylin Williams at LSU 01/13/21

Effort. Energy. Enthusiasm.

Soph: 16 Connor Vanover vs North Texas 11/28/20

Junior: 12 Mason Jones vs South Carolina 01/29/20

Senior 17 Justin Smith vs Oral Roberts 12/20/20

Season Opener: 10 Jaylin Williams vs Miss Valley 11/25/20

SEC Opener 6 Mason Jones vs Texas A&M 01/04/20

MOST OFFENSIVE REBOUNDS:	
at Nevada:	11 A.J. West at Pacific 11/21/15
	8 Cameron Oliver vs Fresno State 02/1/16
at Arkansas:	10 Justin Smith vs Oral Roberts 12/12/20
	6 Justin Smith vs UT Arlington 12/02/20
	6 Reggie Chaney at Missouri 02/08/20
	5 Moses Moody at LSU 01/13/21
	5 Jalen Tate vs Abilene Christian 12/20/20
	5 Reggie Chaney at Alabama 02/01/20
	5 Adrio Bailey vs Montana 11/16/19

MOST DEFENSIVE REBOUNDS:	
at Nevada:	16 Cameron Oliver vs Fresno State 02/1/16
	14 Cameron Oliver vs Colorado State 03/04/17
	14 Cameron Oliver at Wyoming 01/14/17
	13 Cameron Oliver vs Colorado State 03/11/17
	13 Cameron Oliver at Air Force 02/15/17
at Arkansas:	14 Connor Vanover vs North Texas 11/28/20
	14 Jimmy Whitt Jr. vs LSU 03/04/20
	11 Mason Jones vs South Carolina 01/29/20
	9 Connor Vanover vs UCA 12/12/20
	9 Connor Vanover vs Southern 12/09/20
	9 Connor Vanover vs Lipscomb 12/05/20
	9 Jimmy Whitt Jr. at Western Ky 12/07/19
	9 Reggie Chaney vs Northern Ky 11/30/19
	9 Isaiah Joe at Georgia Tech 11/25/19

MOST ASSISTS:	
at Nevada:	11 Cody Martin vs BYU 11/06/18
	11 Cody Martin vs Colorado State 02/25/18
	11 Marquize Coleman vs Holy Names 11/30/15
	10 Cody Martin vs Little Rock 11/16/18
	10 Cody Martin vs Pacific 11/09/18
	10 Marcus Marshall vs Colorado State 03/04/17
at Arkansas:	11 Jalen Tate vs UCA 12/12/20
	10 Jalen Tate vs Georgia 01/09/21
	9 Mason Jones at Ole Miss 01/11/20
	8 Jalen Tate at Vanderbilt 01/23/21
	8 Mason Jones vs Vanderbilt 01/15/20

SEC Game: 10 Jalen Tate vs Georgia 01/09/21
SEC Tourney: 6 Mason Jones vs Vanderbilt 03/11/20
NCAA Tourney: --
Bud Walton: 11 Jalen Tate vs Central Arkansas 12/12/20
Road Game: 9 Mason Jones at Ole Miss 01/11/20
Neutral Site: 6 Mason Jones vs Vanderbilt 03/11/20
Ranked Opp: 6 by Jalen Tate at Tennessee 01/06/21
Frosh: 6 Davonte Davis vs Georgia 01/09/21
Soph: 7 Isaiah Joe vs Rice 11/05/19
Junior: 9 Mason Jones at Ole Miss 01/11/20
Senior: 11 Jalen Tate vs Central Arkansas 12/12/20
Season Opener: 7 Isaiah Joe vs Rice 11/05/19
SEC Opener 5 Jalen Harris vs Texas A&M 01/04/20

MOST STEALS:	
at Nevada:	5 Caleb Martin vs California Baptist 11/19/18
	5 Jordan Caroline at San Diego St 02/12/17
	5 Marquize Coleman at New Mexico 12/30/15
	4 17x
at Arkansas:	5 Mason Jones at Georgia Tech 11/25/19
	5 Isaiah Joe vs Texas Southern 11/19/19
	5 Mason Jones vs Rice 11/05/19
	4 10x last Jalen Tate vs AUB 01/20/21

SEC Game: 4 (4x) last Jalen Tate vs AUB 01/20/21
SEC Tourney: 3 Mason Jones vs Vanderbilt 03/11/20
NCAA Tourney: --
Bud Walton: 5 Mason Jones vs Rice 11/05/19
Road Game: 5 Mason Jones at Georgia Tech 11/25/19
Neutral Site: 3 3x
Ranked Opp: 4 Desi Sills vs Auburn 02/04/20
Frosh: 3 (4x) last by Davonte Davis 01/02/21
Soph: 5 Isaiah Joe vs Texas Southern 11/19/19
Junior: 5 Mason Jones (2x)
Senior: 4 2x
Season Opener: 5 Mason Jones vs Rice 11/05/19
SEC Opener 3 Mason Jones vs Texas A&M 01/04/20

MOST BLOCKED SHOTS:	
at Nevada:	6 Cameron Oliver vs Morehead State 04/01/16
	5 7x
at Arkansas:	6 Connor Vanover vs North Texas 11/28/20
	5 Connor Vanover at Oklahoma St. 01/30/21
	5 Connor Vanover vs Ole Miss 01/27/21
	5 Adrio Bailey vs Valpo 12/21/19
	5 Adrio Bailey vs Texas Southern 11/19/19
	4 Connor Vanover vs Lipscomb 12/05/20
	4 Adrio Bailey at LSU 01/07/20

SEC Game: 5 Connor Vanover vs Ole Miss 01/27/21
SEC Tourney: 3 Henderson & Chaney vs Vanderbilt 03/11/20
NCAA Tourney: --
Bud Walton: 6 Connor Vanover vs North Texas 11/28/20
Road Game: 5 Connor Vanover at Oklahoma State 01/30/21
Neutral Site: 5 Adrio Bailey vs Valpo 12/21/19
Ranked Opp: 2 Adrio Bailey & Jimmy Whitt Jr., vs Kentucky (01/18/20)
Frosh: 2 Jaylin Williams (2x) last vs Mizzou 01/02/21

Effort. Energy. Enthusiasm.

Soph: 6 Connor Vanover vs North Texas 11/28/20
Junior: 3 JD Notae vs Oral Roberts 12/20/20
Senior: 5 Adrio Bailey 2x
Season Opener: 3 Connor Vanover vs Miss Valley 11/25/20
SEC Opener 1 Adrio Bailey & Jimmy Whitt vs TX A&M 01/04/20

TEAM GAME HIGHS:

MOST POINTS:			
at Nevada:	119	vs Fresno State 12/09/15	W, 119-70
	110	vs UMass 11/23/18	W, 110-87
	108	vs Holy Names 11/30/15	W, 108-57
	105	at New Mexico 01/07/17	W, 105-104 (OT)
	104	vs UNLV 02/08/17	W, 104-77
	103	at Wyoming 01/24/18	L, 103-104 (2OT)
	102	vs Fresno State 01/31/18	W, 102-92
	101	at UNLV 02/28/18	W, 101-75
	100	vs Colorado State 01/23/19	W, 100-60
at Arkansas:	142	vs Mississippi Valley 11/25/20	W, 142-62
	100	vs UCA 12/12/12	W, 100-75
	99	vs Georgia 01/09/21	W, 99-69
	99	vs LSU 03/04/20	W, 99-90
	98	vs Tulsa 12/14/19	W, 98-79
	97	at Auburn 12/30/20	W, 97-89
	92	at Vanderbilt 01/23/21	W, 92-71
	91	vs Rice 11/05/19	W, 91-43
MOST FIELD GOALS MADE:			
at Nevada:	40	vs UMass 11/23/18	
	40	vs Fresno State 12/09/15	
	40	vs Holy Names 11/30/15	
	38	vs San Jose State 01/09/19	
	38	vs UNLV 02/08/17	
at Arkansas:	48	vs Mississippi Valley 11/25/20	
	40	vs Central Arkansas 12/12/20	
	37	vs Rice 11/05/19	
	36	at Vanderbilt 01/23/21	
	36	vs Georgia 01/09/21	
	34	vs Tulsa 12/14/19	
	33	vs Lipscomb 12/05/20	
	32	at Auburn 12/30/20	
MOST FIELD GOALS ATTEMPTED:			
at Nevada:	80	at UNLV 02/20/16	
	77	vs Colorado State 02/25/18	
	75	at New Mexico 01/07/17	
	74	vs Wyoming 01/03/18	
	74	at Wyoming 01/24/18	
	74	at Pacific 11/21/15	
at Arkansas:	86	vs Mississippi Valley 11/25/20	
	77	vs Oral Roberts 12/20/20	
	76	at LSU 01/13/21	
	76	vs Central Arkansas 12/12/20	
	71	vs Missouri 01/02/21	
	71	vs Texas Southern 11/19/19	
BEST FIELD GOAL PERCENTAGE:			
at Nevada:	.615 (40-65)	vs UMass 11/23/18	
	.597 (40-67)	vs Fresno State 12/09/15	
	.597 (40-67)	vs Holy Names 11/30/15	
	.593 (32-54)	at Utah State 02/17/18	
	.589 (33-56)	vs Fresno State 01/31/18	
	.582 (32-55)	at Loyola-Chicago 11/27/18	
at Arkansas:	.571 (36-63)	at Vanderbilt 01/23/21	
	.567 (34-60)	vs Tulsa 12/14/19	
	.558 (48-86)	vs Mississippi Valley 11/25/20	
	.552 (37-67)	vs Rice 11/05/19	
	.540 (27-50)	vs TCU 01/25/20	
	.527 (29-55)	at Tennessee 01/06/21	
	.526 (40-76)	vs Central Arkansas 12/12/20	
	.522 (36-69)	vs Georgia 01/09/21	
	.500 (33-66)	vs Lipscomb 12/05/20	
	.500 (28-56)	vs LSU 03/04/20	
MOST 3-POINT FIELD GOALS MADE:			
at Nevada:	17	at Pacific 11/18/17	
	15	vs Pacific 11/09/18	
	15	at Air Force 01/06/18	
	15	at Santa Clara 11/15/17	
	15	at New Mexico 01/07/17	
at Arkansas:	20	vs Mississippi Valley 11/25/20	
	14	at Texas A&M 03/07/20	
	12	vs Georgia 01/09/21	
	12	vs Central Arkansas 12/12/20	
	12	vs Vanderbilt 03/11/20	
	12	vs Missouri 02/22/20	
	12	at Indiana 12/29/19	
	11	vs Southern 12/09/20	
	11	vs Lipscomb 12/05/20	
	11	vs Tulsa 12/14/19	
MOST 3-POINT FIELD GOALS ATTEMPTED:			
at Nevada:	39	vs South Dakota State 12/15/18	
	37	at Fresno State 01/12/19	
	37	vs San Jose State 02/21/18	
	34	vs San Jose State 01/09/19	
	34	at Pacific 11/18/17	

at Arkansas:	40	vs Mississippi Valley 11/25/20
	34	vs Lipscomb 12/05/20
	33	vs Southern 12/09/20
	32	at Texas A&M 03/07/20
	31	at LSU 01/13/21
	31	at Indiana 12/29/19
	30	vs Central Arkansas 12/12/20
	30	vs Tulsa 12/14/19
	30	at Western Kentucky 12/07/19
BEST 3-POINT FIELD GOAL PERCENTAGE:		
at Nevada:	.600 (6-10)	vs Morehead State 03/30/16
	.588 (10-17)	at Fresno State 12/27/17
	.579 (11-19)	vs Southern Illinois 12/22/17
	.550 (11-20)	vs Oakland 11/23/16
	.542 (13-24)	at UNLV 02/28/18
	.542 (13-24)	at Air Force 02/15/17
at Arkansas:	.667 (6-9)	vs TCU 01/25/20
	.571 (12-21)	vs Georgia 01/09/21
	.500 (20-40)	vs Mississippi Valley 11/25/20
	.480 (12-25)	vs Missouri 02/22/20
	.438 (14-32)	at Texas A&M 03/07/20
	.429 (12-28)	vs Vanderbilt 03/11/20
	.421 (8-19)	at Vanderbilt 01/23/21
	.412 (7-17)	vs Ole Miss 01/27/21
	.400 (8-20)	at Tennessee 01/06/21
	.400 (12-30)	vs Central Arkansas 12/12/20
	.400 (10-25)	vs Auburn 02/04/20
	.400 (10-25)	vs Rice 11/05/19
	.400 (8-20)	at Ole Miss 01/11/20
MOST FREE THROWS MADE:		
at Nevada:	39	vs Morehead State 04/01/16
	36	vs Rhode Island 11/13/17
	35	vs Tulsa 11/22/18
	31	at Wyoming 01/14/17
	30	at Wyoming 01/24/18
at Arkansas:	36	vs LSU 03/04/20
	28	at Missouri 02/08/20
	27	vs Tennessee 02/26/20
	26	vs Mississippi Valley 11/25/20
	26	at Tennessee 02/11/20
	26	vs South Carolina 01/29/20
MOST FREE THROWS ATTEMPTED:		
at Nevada:	45	vs Morehead State 04/01/16
	44	vs Rhode Island 11/13/17
	43	at Pacific 11/21/15
	42	vs Tulsa 11/22/18
at Arkansas:	54	vs LSU 03/04/20
	40	vs South Carolina 01/29/20
	39	at Missouri 02/08/20
	36	at Tennessee 02/11/20
	34	vs Missouri 01/02/21
	33	vs Mississippi Valley 11/25/20
	33	vs Tennessee 02/26/20
	31	at Auburn 12/30/20
BEST FREE THROW PERCENTAGE:		
at Nevada:	.929 (13-14)	vs Loyola-Chicago 03/22/18
	.929 (13-14)	at Cal State Fullerton 11/28/15
	.900 (18-20)	at Pacific 11/18/17
	.889 (16-18)	at Fresno State 12/27/17
	.885 (23-26)	vs Montana 03/16/16
	.885 (23-26)	at Hawaii 11/16/15
at Arkansas:	.944 (17-18)	at LSU 01/08/20
	.929 (13-14)	vs Mississippi State 02/02/21
	.917 (11-12)	vs South Dakota 11/22/19
	.889 (16-18)	vs Austin Peay 12/03/19
	.885 (23-26)	vs Mississippi State 02/15/20
	.833 (20-24)	vs North Texas 11/12/19
	.818 (27-33)	vs Tennessee 02/26/20
	.815 (22-27)	at Ole Miss 01/11/20
MOST REBOUNDS:		
at Nevada:	61	at Pacific 11/21/15
	60	vs Fresno Pacific 12/09/15
	57	vs Fresno State 02/13/16
	53	at UNLV 02/20/16
	50	vs San Jose State 12/28/16
at Arkansas:	58	Oral Roberts 12/20/20
	58	vs Mississippi Valley 11/25/20
	54	vs Lipscomb 12/05/20
	46	vs Southern 12/09/20
	45	vs Mississippi State 02/02/21
	45	vs Rice 11/05/19
	43	vs UT Arlington 12/02/20
	42	vs Valparaiso 12/21/19
	40	vs Georgia 01/09/21
	40	vs North Texas 11/28/20
MOST OFFENSIVE REBOUNDS:		
at Nevada:	25	at Pacific 11/21/15
	19	vs Fresno Pacific 12/09/15
	19	vs Fresno State 02/13/16
	19	vs Florida 03/21/19

at Arkansas:	24	vs Oral Roberts 12/20/20
	20	vs Mississippi Valley 11/25/20
	17	at LSU 01/13/21
	17	vs UT Arlington 12/02/20
	16	vs Missouri 01/02/21
	15	vs Mississippi State 02/02/21
	14	vs Abilene Christian 12/20/20
	14	vs Montana 11/16/19
	13	vs Auburn 01/20/21
	13	at Auburn 12/30/20
	13	vs Southern 12/09/20
MOST DEFENSIVE REBOUNDS:		
at Nevada:	43	vs Fresno State 02/13/16
	42	vs San Jose State 12/28/16
	41	vs Fresno Pacific 12/09/15
	40	vs Little Rock 11/16/18
	38	vs New Mexico 02/09/19
at Arkansas:	44	vs Lipscomb 12/05/20
	38	vs Mississippi Valley 11/25/20
	36	vs Valparaiso 12/21/19
	35	vs Rice 11/05/19
	34	vs Oral Roberts 12/20/20
	33	vs Southern 12/09/20
MOST ASSISTS:		
at Nevada:	29	vs Holy Names 11/30/15
	27	at Santa Clara 11/15/17
	25	vs Illinois State 11/29/17
	25	at New Mexico 01/07/17
	24	vs UC Davis 12/19/17
at Arkansas:	26	vs Central Arkansas 12/12/20
	26	vs Mississippi Valley 11/25/20
	22	at Vanderbilt 01/23/21
	21	vs Georgia 01/09/21
	19	vs Vanderbilt 01/15/20
	19	vs Rice 11/05/19
MOST STEALS:		
at Nevada:	15	vs San Jose State 01/09/19
	15	vs Utah State 01/02/19
	12	vs New Mexico 01/28/17
	13	at New Mexico 12/30/15
	11	4x
at Arkansas:	15	at Georgia Tech 11/25/19
	14	vs Auburn 02/04/20
	14	vs Rice 11/05/19
	13	Missouri 01/02/21
	13	at Auburn 12/30/20
	13	vs Texas Southern 11/19/19
	12	vs Tulsa 12/14/19
	11	4x
MOST BLOCKED SHOTS:		
at Nevada:	11	at Oregon State 12/05/15
	10	at Wyoming 01/20/16
	10	vs Holy Names 11/30/15
	9	vs UNLV 03/08/18
	9	at New Mexico 01/07/17
	8	3x
at Arkansas:	10	vs Texas Southern 11/19/19
	8	vs Central Arkansas 12/12/20
	8	vs Southern 12/09/20
	8	vs North Texas 11/28/20
	8	at Texas A&M 03/07/20
	8	vs Valparaiso 12/21/19
	7	vs Oral Roberts 12/20/20
	7	vs Lipscomb 12/05/20
	7	vs Vanderbilt 03/11/20
	7	vs Tulsa 12/14/19
MOST TURNOVERS:		
at Nevada:	21	at Texas Tech 12/05/17
	21	vs Morehead State 03/30/16
	20	vs Fresno Pacific 12/09/15
	20	at San Diego State 03/11/16
	17	3x
at Arkansas:	21	vs Rice 11/05/19
	20	at Tennessee 01/06/21
	20	vs Austin Peay 12/03/19
	19	vs Valparaiso 12/21/19
	18	at Alabama 01/16/21
	17	vs Mississippi State 02/02/21
	16	5x last vs Auburn 01/20/21
MOST FOULS:		
at Nevada:	38	at Wichita State 12/22/15
	30	at New Mexico 01/07/17
	30	at New Mexico 12/30/15
	28	at Utah State 03/02/19
at Arkansas:	32	at Missouri 02/08/20
	28	Missouri 01/02/21
	28	at Texas A&M 03/07/20
	26	at Tennessee 02/11/20
	23	vs South Carolina 01/29/20
	23	at Mississippi St. 01/22/20
	23	at Western Kentucky 12/07/19

OPPONENT GAME HIGHS (at Ark):

POINTS	99	at Georgia 02/29/20
	92	at LSU 01/13/21
	90	at Alabama 01/16/21
	90	vs LSU 03/04/20
	86	at Western Kentucky 12/07/19
	85	at Auburn 12/30/20
FG MADE	38	at Georgia 02/29/20
	34	at LSU 01/13/21
	31	at Oklahoma State 01/31/21
	31	at Alabama 01/16/21
	31	vs LSU 03/04/20
	31	at Western Kentucky 12/07/19
FG ATTEMPTS	72	vs Mississippi Valley 11/25/20
	72	vs Valparaiso 12/21/19
	70	vs LSU 03/04/20
	69	vs Georgia 01/09/21
	67	at Georgia 02/29/20
	67	at Western Kentucky 12/07/19
FG PCT	.588 (30-51)	vs Mississippi State 02/15/20
	.567 (38-67)	at Georgia 02/29/20
	.523 (34-65)	at LSU 01/13/21
	.519 (28-54)	at Auburn 12/30/20
	.509 (28-55)	vs South Carolina 01/29/20
	.508 (31-61)	at Oklahoma State 01/31/21
	.500 (23-46)	at Florida 02/18/20
3 PT MADE	15	at Alabama 01/16/21
	15	at Auburn 12/30/20
	14	at Kentucky 02/09/21
	13	vs Mississippi Valley 11/25/20
	11	vs LSU 03/04/20
3 PT ATT	39	vs Mississippi Valley 11/25/20
	31	vs Auburn 02/04/20
	31	at Alabama 02/01/20
	29	at Auburn 12/30/20
	29	vs Oral Roberts 12/20/20
	27	vs LSU 03/04/20

IN FIVE YEARS AS A COLLEGIATE HEAD COACH

- » Led the NCAA in 3-pt FG Pct Defense (2020)
- » Led the NCAA in Free Throws Made (2016)
- » Ranked 1st (3x) or 2nd (2x) five times in the league in FT Made
- » Ranked 1st (3x) or 2nd (2x) five time in the league in FT Attempts
- » 5x - Ranked among NCAA top 25 in FT Made AND FT Attempts
- » 4x - Led the league in Fewest Turnovers (2017, '18, '19, '20)
- » 3x - Led the league in Assist-To-TO Ratio (2017, '18, '19)
- » 3x - Led the league in Scoring Margin (2017, '18, '19)
- » 3x - Led the league in W-L Percentage (2017, '18, '19)
- » 3x - In NCAA top 20 in 3PTFG% Defense (2017, '18, '20)

OTHER TEAM HIGHLIGHTS

- » 2nd in the NCAA in Assist-To-TO Ratio (2018)
- » 2nd in the NCAA in Total Rebounds (2016)
- » 3rd in the NCAA in Total Blocked Shots (2016)
- » 4th in the NCAA in Rebound Margin (2016)
- » 4th in the NCAA in Fewest TO Per Gm (2018)
- » 7th in the NCAA in Blocks Per Game (2016)
- » 9th in the NCAA in Scoring Margin (2019)
- » 9th in the NCAA in Turnover Margin (2020)
- » 10th in the NCAA in Total Assists (2018)

PLAYER HIGHLIGHTS

- » 5 Players in the NBA over past two years
- » 4x - Player led his league in 3-PT FG Made AND 3-PT FG Attempts
- » 3x - Player led his league in points scored
- » 3 All-American Honors (Caleb Martin 2x, Mason Jones)
- » 2 Conference Players of the Year
- » 14 All-Conference Honors
- » 2 Conference Newcomers of the Year
- » 5 All-Defensive Team Honors
- » 1 Conference 6th Man Award
- » 1 Conference Defensive Player of the Year

3 PT PCT	.538 (14-26)	at Kentucky 02/09/21
	.517 (15-29)	at Auburn 12/30/20
	.435 (10-23)	at Georgia 02/29/20
	.417 (15-36)	at Alabama 01/16/21
	.407 (11-27)	vs LSU 03/04/20
	.400 (8-20)	at Texas A&M 03/07/20
FT MADE	34	at Missouri 02/08/20
	28	vs Missouri 01/02/21
	27	at Mississippi State 01/22/20
	25	at Ole Miss 01/11/20
FT ATTEMPTS	44	at Missouri 02/08/20
	39	vs Missouri 01/02/21
	33	vs South Carolina 01/29/20
	31	at Texas A&M 03/07/20
	31	at Mississippi State 01/22/20
FT PCT	.962 (25-26)	at Ole Miss 01/11/20
	.871 (27-31)	at Mississippi State 01/22/20
	.846 (11-13)	vs Austin Peay 12/03/19
	.840 (21-25)	at Florida 02/18/20
REBOUNDS	53	at LSU 01/08/20
	52	at Missouri 02/08/20
	51	vs Missouri 01/02/21
	48	at LSU 01/13/21
	47	vs Kentucky 01/18/20
	47	at Georgia Tech 11/25/19
OFF REB	23	at LSU 01/08/20
	16	at Missouri 02/08/20
	15	4x
DEF REB	41	vs Missouri 01/02/21
	37	at Georgia Tech 11/25/19
	35	vs Kentucky 01/18/20
	34	at Alabama 01/16/21
	34	at LSU 01/13/21
	34	vs Valparaiso 12/21/19
ASSISTS	18	at Kentucky 02/09/21
	18	at Alabama 01/16/21
	17	at Tennessee 02/11/20
	15	at Texas A&M 03/07/20
	14	vs Missouri 01/02/21
	14	vs South Carolina 01/29/20
STEALS	12	at Alabama 01/16/21
	10	at Oklahoma State 01/30/21
	10	at Tennessee 01/06/21
	10	vs Northern Kentucky 11/30/19
	9	vs Valparaiso 12/21/19
	9	vs Rice 11/05/19
	8	vs Ole Miss 01/27/21
	8	vs Vanderbilt 03/11/20
	8	at Missouri 02/08/20
BLOCKS	9	vs Auburn 01/20/21
	9	at Tennessee 01/06/21
	7	at Oklahoma State 01/30/21
	7	vs Oral Roberts 12/20/20
	6	vs Ole Miss 01/27/21
	6	vs Mississippi Valley 11/25/20
	6	vs Mississippi State 02/15/20
	6	at Tennessee 02/11/20
	6	at Alabama 02/01/20
	6	vs Texas Southern 11/19/19
TURNOVERS	27	vs Rice 11/05/19
	26	vs Mississippi State 02/02/21
	24	at Georgia Tech 11/25/19
	24	vs Texas Southern 11/19/19
	23	vs Montana 11/16/19
	21	vs Georgia 01/09/21
	21	vs Missouri 01/02/21
	21	vs Austin Peay 12/03/19
FOULS	35	vs LSU 03/04/20
	33	vs South Carolina 01/29/20
	29	vs Missouri 01/02/21
	27	at Missouri 02/08/20
	27	vs Valparaiso 12/21/19

ARKANSAS TEAM GAME LOWS:

FEWEST PTS	59	at Alabama 01/16/21
	59	at Florida 02/18/20
	61	vs Mississippi State 02/02/21
	61	at Tennessee 02/11/20
	62	at Georgia Tech 11/25/19
FEWEST FG	15	at Tennessee 02/11/20
	19	vs Missouri 01/02/21
	19	vs Kentucky 01/18/20
	20	vs North Texas 11/12/19
	20	vs Montana 11/16/19
FEWEST FGA	45	vs North Texas 11/12/19
	46	vs Austin Peay 12/03/19
	49	at Tennessee 02/11/20
LOWEST FG%	.268 (19-71)	vs Missouri 01/02/21
	.306 (15-49)	at Tennessee 02/11/20
	.333 (21-63)	at Alabama 01/16/21
	.333 (19-57)	vs Kentucky 01/18/20
	.342 (26-79)	at LSU 01/13/21
	.359 (23-64)	vs Mississippi State 02/02/21

Effort. Energy. Enthusiasm.

FEWEST 3PT FG	2	vs Mississippi State 02/02/21
	3	vs Northern Kentucky 11/30/19
	3	at Missouri 02/08/20
	3	at Florida 02/18/20
	4	vs Auburn 01/20/21
	4	at Alabama 01/16/21
	4	vs Oral Roberts 12/20/20
	4	vs Montana 11/16/19
	4	vs South Dakota 11/22/19
	4	at Mississippi State 01/22/20
FEWEST 3 FGA	9	vs TCU 01/25/20
	14	at Missouri 02/08/20
	15	at Oklahoma State 01/31/21
	16	4x
LOWEST 3 PT%	.118 (2-17)	vs Mississippi State 02/02/21
	.167 (4-24)	vs Oral Roberts 12/20/20
	.167 (3-18)	vs Northern Kentucky 11/30/19
	.188 (3-16)	at Florida 02/18/20
	.200 (4-20)	vs Montana 11/16/19
	.200 (4-20)	vs South Dakota 11/22/19
	.200 (4-20)	at Mississippi State 01/22/20
FEWEST FT	4	at Oklahoma State 01/30/21
	6	at Mississippi State 01/22/20
	7	vs Rice 11/05/19
	8	at Tennessee 01/06/21
	8	vs Central Arkansas 12/12/20
	8	vs Southern 12/09/20
	8	vs Vanderbilt 01/15/20
FEWEST FTA	7	at Oklahoma State 01/30/21
	8	vs Central Arkansas 12/12/20
	10	at Tennessee 01/06/21
	11	vs Rice 11/05/19
	11	at Mississippi State 01/22/20
	12	vs Lipscomb 12/05/20
	12	vs South Dakota 11/22/19
	12	at Indiana 12/29/19
LOWEST FT%	.471 (8-17)	vs Southern 12/09/20
	.533 (8-15)	vs Vanderbilt 01/15/20
	.545 (6-11)	at Mississippi State 01/22/20
	.615 (16-26)	vs Auburn 02/04/20
FEWEST REBS	23	vs Missouri 02/22/20
	24	vs North Texas 11/12/19
	24	at LSU 01/08/20
	25	at Texas A&M 03/07/20
FEWEST OFF REB	2	vs Missouri 02/22/20
	3	at LSU 01/08/20
	3	at Georgia Tech 11/25/19
	4	vs North Texas 11/12/19
	5	at Kentucky 02/09/21
FEWEST DEF REB	15	at Florida 02/18/20
	18	at Tennessee 02/11/20
	18	vs TCU 01/25/20
	19	vs Mississippi State 02/15/20
FEWEST ASSISTS	6	at Tennessee 02/11/20
	7	vs Missouri 01/02/21
	7	at Alabama 02/01/20
	8	6x - last at Alabama 01/16/21
FEWEST STEALS	2	at Tennessee 01/06/21
	4	at Western Kentucky 12/07/19
	4	vs Mississippi State 02/15/20
	4	vs LSU 03/04/20
FEWEST BLOCKS	1	vs Georgia 01/09/21
	1	vs Northern Kentucky 11/30/19
	1	vs South Carolina 01/29/20
	1	vs Mississippi State 02/15/20
	1	at Florida 02/18/20
	2	8x last at Tennessee 01/06/21
FEWEST TO	5	vs LSU 03/04/20
	6	at Kentucky 02/09/21
	6	at Georgia 02/29/20
	7	5x
FOULS	10	vs Southern 12/09/20
	12	vs Mississippi Valley 11/25/20
	14	vs North Texas 11/28/20
	14	vs Texas Southern 11/19/19
	14	vs Northern Kentucky 11/30/19
	14	vs Valparaiso 12/21/19

OPPONENT GAME LOWS (at Ark):

FEWEST PTS	43	vs Rice 11/05/19
	43	vs North Texas 11/12/19
	44	vs Southern 12/09/20
	45	vs Mississippi State 02/02/21
	46	vs Montana 11/16/19
FEWEST FG	15	vs Mississippi State 02/02/21
	15	vs Lipscomb 12/05/20
	16	vs Rice 11/05/19
	17	vs North Texas 11/12/19
	18	vs Southern 12/09/20
	18	vs Montana 11/16/19
FEWEST FGA	45	vs Texas A&M 01/04/20
	46	at Florida 02/18/20
	48	vs Vanderbilt 01/15/20
	49	vs Mississippi State 02/02/21

LOWEST FG%	.254 (15-59) vs Lipscomb 12/05/20 .286 (18-63) vs Southern 12/09/20 .286 (16-56) vs Rice 11/05/19 .306 (15-49) vs Mississippi State 02/20/21 .321 (18-56) vs Montana 11/16/19
FEWEST 3PT FG	1 vs Ole Miss 01/27/21 1 vs Southern 12/09/20 2 vs North Texas 11/28/20 2 vs Rice 11/05/19 2 vs North Texas 11/12/19 2 vs Montana 11/16/19 2 vs Texas Southern 11/19/19 2 at Georgia Tech 11/25/19
FEWEST 3 FGA	7 vs Mississippi State 02/15/20 11 vs Texas Southern 11/19/19 12 vs South Dakota 11/22/19 12 at Georgia Tech 11/25/19
LOWEST 3 PT%	.063 (1-16) vs Ole Miss 01/27/21 .077 (1-13) vs Southern 12/09/20 .080 (2-25) vs Rice 11/05/19 .118 (2-17) vs North Texas 11/12/19 .125 (2-16) vs Montana 11/16/19 .154 (2-13) vs North Texas 11/28/20 .167 (2-12) at Georgia Tech 11/25/19
FEWEST FT	3 vs Mississippi Valley 11/25/20 7 vs Southern 12/09/20 7 vs North Texas 11/12/19 7 vs Valparaiso 12/21/19 8 vs Ole Miss 01/27/21 8 vs Montana 11/16/19
FEWEST FTA	6 vs Mississippi Valley 11/25/20 10 vs Southern 12/09/20 11 vs Valparaiso 12/21/19 13 vs Georgia 01/09/21 12 vs Ole Miss 01/27/21 12 vs Central Arkansas 12/12/20 12 vs North Texas 11/12/19
LOWEST FT%	.500 (9-18) at Indiana 12/29/19 .515 (17-33) vs South Carolina 01/29/20 .545 (12-22) vs Vanderbilt 01/15/20 .556 (10-18) vs Mississippi State 02/02/21 .571 (8-14) vs Montana 11/16/19 .579 (11-19) vs Texas Southern 11/19/19
FEWEST REBS	27 vs Rice 11/05/19 28 at Tennessee 01/06/21 28 vs Abilene Christian 12/20/20 28 vs Mississippi State 02/15/20 29 vs Ole Miss 01/27/21 29 at Vanderbilt 01/23/21 30 vs Georgia 01/09/21 30 vs UT Arlington 12/02/20 30 vs South Dakota 11/22/19 30 vs Austin Peay 12/03/19 30 vs Vanderbilt 01/15/20
FEWEST OFF REBS	4 vs Mississippi State 02/15/20 4 vs Vanderbilt 01/15/20 5 vs South Carolina 01/29/20 5 vs Northern Kentucky 11/30/19
FEWEST DEF REBS	20 vs Abilene Christian 12/20/20 20 vs UT Arlington 12/02/20 20 vs Tennessee 02/26/20 20 vs Austin Peay 12/03/19 21 vs Ole Miss 01/27/21 21 at Vanderbilt 01/23/21 21 vs TCU 01/25/20 21 vs Rice 11/05/19
FEWEST ASSISTS	5 Southern 12/09/20 6 at Ole Miss 01/11/20 6 at Missouri 02/08/20 7 vs Rice 11/05/19 7 at Georgia Tech 11/25/19 7 at Florida 02/18/20
FEWEST STEALS	0 vs Vanderbilt 01/15/20 1 at Kentucky 02/09/21 1 at LSU 01/08/20 2 at Georgia 02/29/20 3 8x last Missouri 01/02/21
FEWEST BLOCKS	0 vs Georgia 01/09/21 0 Southern 12/09/20 0 vs North Texas 11/12/19 0 vs Austin Peay 12/03/19 1 9x last vs Missouri 01/02/21
FEWEST TO	5 at Tennessee 01/06/21 7 vs Lipscomb 12/05/20 9 vs Ole Miss 01/27/21 9 at Mississippi State 01/22/20 10 at Georgia 02/29/20 10 vs LSU 03/04/20
FEWEST FOULS	12 at Tennessee 01/06/21 12 vs Central Arkansas 12/12/20 14 at Oklahoma State 01/30/21 15 vs South Dakota 11/22/19 15 vs Texas A&M 01/04/20 15 at Mississippi State 01/22/20 15 at Texas A&M 03/07/20

MUSS TEAMS IN THE NCAA/CONFERENCE STATS

	2015-16	2016-17	2017-18	2018-19	2019-20
3-pt FG Att	176 / 8	37 / 2	29 / 2	51 / 2	115 / 5
A-Turnover Ratio	232 / 9	13 / 1	2 / 1	15 / 1	140 / 4
Assists/Gm	220 / 9	32 / 1	27 / 2	75 / 3	226 / 10
Blocks/Gm	7 / 1	64 / 3	74 / 2	100 / 2	84 / 9
Def Reb/Gm	19 / 1	31 / 2	92 / 6	31 / 2	287 / 12
Fewest Fouls	342 / 11	105 / 3	253 / 9	184 / 6	322 / 12
Fewest TO	335 / 11	59 / 1	24 / 1	21 / 1	59 / 1
FG Pct	251 / 9	146 / 5	60 / 3	68 / 4	147 / 6
FG Pct Defense	28 / 2	120 / 7	140 / 4	42 / 3	169 / 12
FT Attempts	2 / 1	13 / 1	16 / 2	16 / 1	8 / 2
FT Made	1 / 1	24 / 2	9 / 2	17 / 1	3 / 1
FT Pct	43 / 2	159 / 6	66 / 2	167 / 6	102 / 6
Off Reb/Gm	76 / 2	132 / 3	255 / 7	205 / 6	325 / 14
Fouls/Gm	275 / 8	35 / 1	95 / 1	126 / 3	311 / 11
Reb Margin	4 / 2	72 / 1	232 / 81	97 / 3	342 / 14
Scoring Defense	177 / 5	151 / 6	191 / 6	55 / 1	185 / 9
Scoring Margin	117 / 5	39 / 1	27 / 1	9 / 1	70 / 4
Scoring Offense	113 / 5	37 / 1	18 / 2	28 / 1	56 / 5
Steals/Gm	98 / 3	262 / 8	174 / 6	172 / 4	41 / 1
3 Pt FG Defense	59 / 2	18 / 2	20 / 1	113 / 3	1 / 1
3 PT FG/Game	323 / 11	33 / 2	31 / 3	74 / 3	143 / 4
3 PT FG Pct	314 / 11	42 / 1	26 / 2	155 / 6	175 / 5
3 PT FGM	251 / 9	22 / 2	15 / 2	59 / 2	129 / 4
Total Assists	112 / 2	30 / 2	10 / 1	69 / 2	251 / 10
Total Blocks	3 / 1	50 / 3	44 / 1	88 / 2	81 / 7
Total Rebounds	2 / 1	25 / 3	44 / 2	63 / 2	306 / 14
Total Rebs/Gm	18 / 1	41 / 1	171 / 6	72 / 4	322 / 14
Total Steals	40 / 3	208 / 9	85 / 2	157 / 4	34 / 1
Turnover Margin	184 / 5	169 / 7	22 / 2	22 / 1	9 / 1
Turnovers Forced	154 / 5	306 / 10	191 / 6	127 / 3	29 / 1
Fewest TO/Gm	208 / 7	26 / 2	4 / 1	13 / 1	47 / 1
W-L Pct	93 / 3	17 / 1	17 / 1	7 / 1	89 / 5



JUSTIN SMITH

Gr.Sr. / F / 6-7 / 230

Buffalo Grove, Ill. / Indiana Univ.



@justinsmith3_

@justinsmith3_

MADE THE AD'S HONOR ROLL (GPA BETWEEN 3.5-3.99) FOR FALL 2020

• Rated the 11th-best Graduate Transfer in the Nation by TheStadium.com.

• Played in all of Indiana's 98 games (with 73 starts) over the previous three years ... Led the team in minutes and steals in 2019-20 ... Earned 2019 Academic All-Big Ten.

• Injured his right ankle in the first half at Auburn (Dec. 30) ... While he returned in the first half, he did not play the second half ... Had surgery Jan. 1 ... Missed the Mizzou, Tennessee, Georgia and LSU games ... **Returned to the lineup 15 days later to start at Alabama but was still limited.**

• **Arkansas is 14-2 with Smith in the starting lineup (one of those losses was his return at Alabama) and 1-3 with him out of the lineup**

LAST SIX GAMES (ARK IS 5-1):

AUBURN	10 pts	5 reb	2 assists	1 TO
@ VANERBILT	12 pts	7 reb	2 assists	1 TO
OLE MISS	10 pts	6 reb	2 assists	1 TO
@ OK STATE	18 pts	7 reb	4 assists	4 TO
MISS STATE	10 pts	10 reb	1 assists	1 TO
@ KENTUCKY	9 pts	4 reb	3 assists	0 TO
AVERAGES	11.5 ppg	6.5 rpg	2.3 apg	1.3 tpg

His athleticism allows Arkansas to be very multiple and aggressive on defense

- Leads the team and 10th in the SEC in rebounding (6.5 avg.) — **36th in the NCAA / 2nd in the SEC in offensive rebounds (3.12)**
- **Pulled down a career-high 17 rebounds vs Oral Roberts, which ties for the most by an SEC player this year ...** Had 10 off rebs vs ORU
- **Second (tied with Connor Vanover) on the team with Plus-Minus of +199.**

2020-21 HIGHLIGHTS:

- Scored Arkansas' first points of the 2020-21 season ... Finished with 13 — with 3 dunks — versus Mississippi Valley and tied career high with three steals.
- Led the Razorbacks with 18 points versus North Texas, making 2-of-3 from 3-point range, while adding six rebounds and three steals.
- Tied for the team lead with nine rebounds, including six offensive boards.
- Had two dunk versus Southern — Both making ESPN's Top 10 Plays.
- Posted **Double-Double versus Oral Roberts** ... Led all players with 22 points and a **career-high 17 rebounds**, including 10 offensive boards ... first Razorback with at least 22 points and 17 rebounds since Nick Davis had 22 points and 23 boards on Nov. 21, 1997 versus Jackson State.... Most rebounds by a Razorback since Mike Washington had 18 versus Florida in the 2009 SEC Tournament.
- Followed that with a 10-rebound performance versus Abilene Christian.
- Only played 11:47 in the first half at Auburn due to injury but had four points, four rebounds and an assist before exiting.
- In his first fully-healthy game since the surgery; had 12 points and seven rebounds at Vanderbilt .. Had five offensive boards (team had 11).
- Drained his third 3-pointer of the year vs Ole Miss (his first since making two in game two vs North Texas).
- Led Arkansas in points (18), rebounds (7) and assists (4) at Oklahoma .. **tied career-high with four assists.**
- Talled his second double-double of the year with 10 points and 10 rebounds versus Mississippi State ... Scored all 10 points in the second half ... Tied a season high with seven defensive boards.

JUSTIN SMITH 2020-21 GAME STATS

Opponent	Date	GS	Min	FG	FGA	Pct	3FG	3A	Pct	FT	FTA	Pct	O	D	Tot	Avg	PF	FO	A	TO	Blk	Stl	Pts	Avg	
MISSISSIPPI VALLEY	11/25/20	*	20	6	9	.667	0	0	.000	1	3	.333	3	1	4	4.0	0	0	2	0	0	3	13	13.0	
NORTH TEXAS	11/28/20	*	36	7	13	.538	2	3	.667	2	6	.333	3	3	6	5.0	2	0	1	2	1	3	18	15.5	
UT ARLINGTON	12/02/20	*	35	4	15	.267	0	2	.000	3	4	.750	6	3	9	6.3	3	0	2	2	0	1	11	14.0	
LIPSCOMB	12/05/20	*	18	3	5	.600	0	1	.000	3	4	.750	1	5	6	6.3	1	0	0	2	1	0	9	12.8	
SOUTHERN U.	12/09/20	*	27	4	9	.444	0	1	.000	3	6	.500	3	1	4	5.8	1	0	2	2	1	0	11	12.4	
CENTRAL ARKANSAS	12/12/20	*	27	6	14	.429	0	3	.000	0	0	.000	1	3	4	5.5	4	0	1	2	2	0	12	12.3	
ORAL ROBERTS	12/20/20	*	39	9	20	.450	0	3	.000	4	5	.800	10	7	17	7.1	2	0	0	3	1	2	22	13.7	
ABILENE CHRISTIAN	12/22/20	*	25	1	6	.167	0	0	.000	2	2	1.000	3	7	10	7.5	3	0	0	1	0	1	4	12.5	
at Auburn	12/30/20	*	12	2	3	.667	0	0	.000	0	2	.000	1	3	4	7.1	1	0	1	1	0	0	4	11.6	
MISSOURI	01/02/21	DNP-Inj																							
at Tennessee	01/06/21	DNP-Inj																							
GEORGIA	01/09/21	DNP-Inj																							
at LSU	01/13/21	DNP-Inj																							
at Alabama	01/16/21	*	18	2	4	.500	0	0	.000	1	2	.500	1	0	1	6.5	2	0	1	3	0	1	5	10.9	
AUBURN	01/20/21	*	27	5	11	.455	0	0	.000	0	0	.000	4	1	5	6.4	2	0	2	1	0	0	10	10.8	
at Vanderbilt	01/23/21	*	26	5	8	.625	0	0	.000	2	3	.667	5	2	7	6.4	2	0	2	1	1	1	12	10.9	
OLE MISS	01/27/21	*	30	4	8	.500	1	1	1.000	1	1	1.000	1	5	6	6.4	1	0	2	1	0	0	10	10.8	
at Oklahoma State	01/30/21	*	37	9	14	.643	0	0	.000	0	0	.000	4	3	7	6.4	3	0	4	4	0	0	18	11.4	
MISSISSIPPI STATE	02/02/21	*	36	5	8	.625	0	1	.000	0	0	.000	3	7	10	6.7	1	0	1	1	0	0	10	11.3	
at Kentucky	02/09/21	*	33	4	10	.400	0	1	.000	1	2	.500	1	3	4	6.5	4	0	3	0	0	2	9	11.1	
Totals			16	446	76	157	.484	3	16	.188	23	40	.575	50	54	104	6.5	32	0	24	26	7	14	178	11.1

JUSTIN SMITH CAREER STATISTICS

Year	GP	GS	Min	Avg	FG	FGA	Pct	3FG	3FGA	Pct	FT	FTA	Pct	Off	Def	Tot	Avg	PF	FO	Ass	TO	Blk	Stl	Pts	Avg
2017-18 (IND)	31	9	463	14.9	82	149	.550	3	10	.300	33	49	.673	43	55	98	3.2	58	1	7	34	10	7	200	6.5
2018-19 (IND)	35	32	866	24.7	122	246	.496	7	32	.219	36	70	.514	61	95	156	4.5	84	1	28	65	15	22	287	8.2
2019-20 (IND)	32	32	971	30.3	127	258	.492	10	38	.263	70	104	.673	62	103	165	5.2	66	0	29	50	10	31	334	10.4
2020-21 (ARK)	16	16	446	27.9	76	157	.484	3	16	.188	23	40	.575	50	54	104	6.5	32	0	24	26	7	14	178	11.1
TOTAL	114	89	2746	24.1	407	810	.502	23	96	.240	162	263	.616	216	307	523	4.6	240	2	88	175	42	74	999	8.8

Effort. Energy. Enthusiasm.

- Born: Mar. 1, 1999 in Highland Park, Ill.
- Parents: Edward and Lucy Smith
- Graduated in just 3 years from Indiana's Kelley School of Business (B.S.B.) - Spring of 2020
- Pursuing his master's in operations management at the University of Arkansas.
- Favorite TV show is The Office and he binge-watched Ozark during the pandemic

DOUBLE-DOUBLES (6)

FRESHMAN			
11/17/17 • HOWARD	16 pts	12 reb	
SOPHOMORE			
01/22/19 • at Northwestern	10 pts	12 reb	
02/02/19 • at Michigan St	13 pts	10 reb	
JUNIOR			
12/13/19 • NEBRASKA	16 pts	10 reb	
SENIOR			
12/20/20 • ORAL ROBERTS	22 pts	17 reb	
02/02/21 • MISSISSIPPI STATE	10 pts	10 reb	

- 1 point for 1,000
- Grabbed 500th career rebound vs OM (1/27)
- Led his team in Pts:7
- Led his team in Rebs:14
- CAREER: Double-figure Pts:44
- 20-pt gms:5
- Double-figure Rebs:8

PERSONAL BESTS

POINTS			
Season: 22	vs Oral Roberts (12/20/20)		
Career: 24 (2x)	last vs Western Illinois (11/05/19)		
SEC: 12	at Vanderbilt (01/23/21)		
FG MADE			
Season: 9	vs Oral Roberts (12/20/20)		
Career: 11	vs Western Illinois (11/05/19)		
SEC: 5 (3x)	last vs Mississippi State (02/02/21)		
FG ATTEMPTED			
Season: 20	vs Oral Roberts (12/20/20)		
Career: 20	vs Oral Roberts (12/20/20)		
SEC: 11	vs Auburn (01/20/21)		
3-POINT FG MADE			
Season: 2	vs North Texas (11/28/20)		
Career: 3	vs Michigan State (03/02/19)		
SEC: 1	vs Ole Miss (01/27/21)		
3-PT FG ATTEMPTS			
Season: 3 (3x)	last vs Oral Roberts (12/20/20)		
Career: 9	vs Michigan State (03/02/19)		
SEC: 1 (3x)	last at Kentucky (02/09/21)		
FT MADE			
Season: 4	vs Oral Roberts (12/20/20)		
Career: 6	vs Nebraska (12/13/19)		
SEC: 2	at Vanderbilt (01/23/21)		
FT ATTEMPTED			
Season: 6	vs North Texas (11/28/20)		
Career: 10	vs Nebraska (12/13/19)		
SEC: 3	at Vanderbilt (01/23/21)		
REBOUNDS			
Season: 17	vs Oral Roberts (12/20/20)		
Career: 17	vs Oral Roberts (12/20/20)		
SEC: 10	vs Mississippi State (02/02/21)		
ASSISTS			
Season: 4	at Oklahoma State (01/30/21)		
Career: 4 (2x)	last at Oklahoma State (01/30/21)		
SEC: 3	at Kentucky (02/09/21)		
STEALS			
Season: 3 (2x)	last vs North Texas (11/28/20)		
Career: 3 (8x)	last vs North Texas (11/28/20)		
SEC: 2	at Kentucky (02/09/21)		
BLOCKED SHOTS			
Season: 2	vs Central Arkansas (12/20/20)		
Career: 3	at Michigan State (02/02/19)		
SEC: 1	at Vanderbilt (01/23/21)		
MINUTES			
Season: 38:40	vs North Texas (11/28/20)		
Career: 40:17	vs Nebraska (12/13/19)		
SEC: 36:22	vs Mississippi State (02/02/21)		



JD NOTAE

R-Jr. | 6 | 6-1 | 195

Covington, Ga. | Jacksonville Univ. @jdnotae @dimebagnotae

1

- Born: Oct. 27, 1998 in Covington, Ga.
- Mother: Stacy Notae
- Scored 929 points in two seasons at Jacksonville
- 1st to contact Notae when entered transfer portal was Coach Muss at Nevada ... When Muss came Arkansas, Notae came on official visit, "I like what they had, a lot of togetherness."

- Rated the 29th-best "Sit-Out" Transfer in the Nation by ESPN.com for the 2020-21 season.
- Sat out the 2019-20 season at Arkansas due to NCAA transfer regulations.
- Played in 60 games in two seasons at Jacksonville, totaling 929 points ... Was second team All-ASUN as a sophomore and ASUN Freshman of the Year.

- 18th in the SEC in scoring (13.6 ppg)
- Ranks among the SEC top 15 in FG Made (15th with 85) FT Made (11th with 65) 3PT Made (9th with 36).
- TALE OF 2 HALVES: 1st Half 5.4 ppg FG: 37-101 (36.6%) 3PT: 14-47 (29.8%)
2nd Half 8.2 ppg FG: 48-123 (39.0%) 3PT: 22-63 (34.9%)

- Scored in double figures in 15 of 20 games
- Lone start for the season came at home vs Auburn (1/20).

2020-21 HIGHLIGHTS:

- Had a game-high seven assists with five rebounds in the season opener,
- Had 16 points and six rebounds versus North Texas, hitting a 3-pointer from the Razorback snout near mid-court.

- Scored his 1,000th career point (5:09 of 2nd half) versus Central Arkansas ... Had a game-high 22 points, including 17 in the second half, adding three steals and six assists with just one turnover.
- Did not make a 3-pointer versus Oral Roberts but finished with 15 pts, 5 rebs, three assists and tied career-high with three blocked shots ... Made a career-high seven free throws (7-of-8) ... Started the second half and had a Plus-Minus of +16 for the game (was -7 in the first half).
- Scored 19 in the win over Abilene Christian, including 17 in the second half ... Made two key 3-pointers—one to put Arkansas up 12 with 3:05 left another to seal the win 1:23 left.
- Scored 21 in the win at Auburn, including 19 in the second half ... Made a career-high seven free throws and had a season-high four assists.
- Led the team with 19 points at Tennessee (season-best 63.6% shooting 7-of-11 FG) ... Added four rebounds and three assists.
- Led Arkansas and tied a season-high with 22 points at LSU, including 14 in the first half ... Scored nine points during a 12-0 run for the Hogs.
- Broke out of a three-game slump by leading the team with 19 points vs Ole Miss - 14 in the second half ... Only made four shots from the field but three were 3's ... Had career-highs for free throws made (8) and free throws attempted - tied (9) ... Added five rebounds for the second straight game.
- Scored 11 points at Kentucky, including eight in the first half and making 2-of-3 from deep in the period.

TRIPLE-DOUBLES (1)

Pts-Reb-Assst
01/09/19 • at Kennesaw State 15-10-10

DOUBLE-DOUBLES (5)

SOPHOMORE (3)

01/05/19 • Lipscomb 12 pts 13 reb

01/09/19 • at Kennesaw State 15 pts 10 reb

01/30/19 • Stetson 16 pts 14 reb

* - back-to-back games * - part of a triple double

FRESHMAN (2)

11/26/17 • Gardner-Webb 17 pts 10 reb

12/09/17 • Florida National 14 pts 10 reb

Scored 1,000th Point vs UCA (12/20/20)

• Led his team in Pts: 36

• Led his team in Rebs: 16

• CAREER: Double-figure Pts: 62

20-pt qms: 18

Gms with a 3PT FG: 65

Gms with 3+ 3PT FG: 23

PERSONAL BESTS

POINTS

Season: 22 (2x) last at LSU (01/12/21)

Career: 40 vs Florida Memorial (11/21/18)

SEC: 21 at LSU (01/12/21)

FG MADE

Season: 8 (2x) last at LSU (01/12/21)

Career: 16 vs Florida Memorial (11/21/18)

SEC: 8 at LSU (01/12/21)

FG ATTEMPTED

Season: 20 last at LSU (01/12/21)

Career: 23 at NC State (12/22/17)

SEC: 20 at LSU (01/12/21)

3-POINT FG MADE

Season: 4 vs Central Arkansas (12/12/20)

Career: 5 (6x) last vs FGCU (03/01/19)

SEC: 3 (3x) last vs Ole Miss (01/27/21)

3-PT FG ATTEMPTS

Season: 10 (2x) last at LSU (01/12/21)

Career: 14 vs FGCU (03/01/19)

SEC: 10 at LSU (01/12/21)

FT MADE

Season: 8 vs Ole Miss (01/27/21)

Career: 8 vs Ole Miss (01/27/21)

SEC: 8 vs Ole Miss (01/27/21)

FT ATTEMPTED

Season: 9 (2x) last vs Ole Miss (01/27/21)

Career: 9 (3x) last vs Ole Miss (01/27/21)

SEC: 9 (2x) last vs Ole Miss (01/27/21)

REBOUNDS

Season: 6 vs North Texas (11/28/20)

Career: 14 vs Stetson (01/30/19)

SEC: 5 (2x) last vs Ole Miss (01/27/21)

ASSISTS

Season: 7 vs Mississippi Valley State (11/25/20)

Career: 10 at Kennesaw State (01/09/19)

SEC: 3 vs Missouri (01/02/21)

STEALS

Season: 4 at Auburn (12/30/20)

Career: 5 (2x) at FGCU (02/02/19)

SEC: 4 at Auburn (12/30/20)

BLOCKED SHOTS

Season: 3 vs Oral Roberts (12/20/20)

Career: 3 (4x) last vs Oral Roberts (12/20/20)

SEC: 2 at Auburn (12/30/20)

MINUTES

Season: 31:23 vs Missouri (01/02/21)

Career: 46 vs Gardner-Webb (11/26/17)

SEC: 31:23 vs Missouri (01/02/21)

JD NOTAE 2020-21 GAME STATS

Opponent	Date	GS	Min	FG	FGA	Pct	3FG	3A	Pct	FT	FTA	Pct	O	D	Tot	Avg	PF	FO	A	TO	Blk	Stl	Pts	Avg
MISSISSIPPI VALLEY	11/25/20	24	3	7	429	2	5	.400	5	8	.625	2	3	5	5.0	4	0	7	1	0	0	13	13.0	
NORTH TEXAS	11/28/20	24	6	14	429	2	8	.250	2	4	.500	2	4	6	5.5	2	0	3	3	0	1	16	14.5	
UT ARLINGTON	12/02/20	12	1	5	.200	1	3	.333	2	2	1.000	0	2	2	4.3	0	0	1	1	0	0	5	11.3	
LIPSCOMB	12/05/20	22	5	12	.417	2	7	.286	0	0	.000	1	3	4	4.3	5	1	1	3	0	0	12	11.5	
SOUTHERN U.	12/09/20	15	5	11	.455	2	8	.250	0	1	.000	0	2	2	3.8	1	0	0	0	0	1	12	11.6	
CENTRAL ARKANSAS	12/12/20	27	8	18	.444	4	10	.400	2	2	1.000	0	2	2	3.5	1	0	6	1	1	3	22	13.3	
ORAL ROBERTS	12/20/20	30	4	13	.308	0	6	.000	7	8	.875	0	5	5	3.7	2	0	3	2	3	1	15	13.6	
ABILENE CHRISTIAN	12/22/20	21	6	12	.500	3	6	.500	4	4	1.000	0	2	2	3.5	3	0	1	3	0	1	19	14.3	
at Auburn	12/30/20	27	6	12	.500	2	6	.333	7	9	.778	0	3	3	3.4	1	0	2	2	2	4	21	15.0	
MISSOURI	01/02/21	31	6	18	.333	1	4	.250	6	7	.857	1	2	3	3.4	4	0	1	4	0	2	19	15.4	
at Tennessee	01/06/21	28	7	11	.636	2	4	.500	3	3	1.000	0	4	4	3.5	1	0	3	4	0	0	19	15.7	
GEORGIA	01/09/21	16	3	9	.333	3	4	.750	3	4	.750	0	0	0	3.2	1	0	0	2	0	0	12	15.4	
at LSU	01/13/21	26	8	20	.400	3	10	.300	3	4	.750	3	2	5	3.3	3	0	1	2	0	3	22	15.9	
at Alabama	01/16/21	18	2	7	.286	1	3	.333	0	2	.000	0	1	1	3.1	0	0	0	3	1	2	5	15.1	
AUBURN	01/20/21	* 10	0	5	.000	0	2	.000	2	2	1.000	0	1	1	3.0	0	0	0	2	1	1	2	14.3	
at Vanderbilt	01/23/21	22	2	10	.200	1	4	.250	0	0	.000	0	5	5	3.1	2	0	2	1	0	0	5	13.7	
OLE MISS	01/27/21	25	4	11	.364	3	6	.500	8	9	.889	0	5	5	3.2	0	0	2	1	0	1	19	14.0	
at Oklahoma State	01/30/21	28	4	12	.333	2	6	.333	3	4	.750	1	2	3	3.2	0	0	2	2	0	2	13	13.9	
MISSISSIPPI STATE	02/02/21	18	2	6	.333	0	2	.000	5	6	.833	0	3	3	3.2	0	0	2	3	0	1	9	13.7	
at Kentucky	02/09/21	25	3	11	.273	2	6	.333	3	4	.750	1	1	2	3.2	2	0	2	0	0	1	11	13.6	
Totals		1	449	85	224	.379	36	110	.327	65	83	.783	11	52	63	3.2	32	1	39	40	8	24	271	13.6

JD NOTAE CAREER STATISTICS

Year	GP	GS	Min	Avg	FG	FGA	Pct	3FG	3FGA	Pct	FT	FTA	Pct	Off	Def	Tot	Avg	PF	FO	Ast	TO	Blk	Stl	Pts	Avg
2017-18 (JACK)	28	28	879	31.4	159	388	.410	49	121	.405	65	93	.699	28	103	131	4.7	60	2	54	72	14	49	432	15.4
2018-19 (JACK)	32	23	932	29.1	177	415	.427	62	194	.320	81	111	.730	29	168	197	6.2	76	4	109	106	14	52	497	15.5
2019-20 - REDSHIRTED AT ARK (TRANSFER)																									
2020-21 (ARK)	20	1	449	22.5	85	224	.379	36	110	.327	65	83	.783	11	52	63	3.2	32	1	39	40	8	24	271	13.6
TOTAL	80	52	2260	28.3	421	1027	.410	147	425	.346	211	287	.735	68	323	391	4.9	168	7	202	218	36	125	1200	15.0

VANCE JACKSON JR.

Gr.Sr. / F / 6-9 / 238

Pasadena, Calif. / New Mexico



2

@YGVance2

@ygvance

- Rated the 8th-best Grad Transfer in the Nation by CBSSports.com — 18th-best by Stadium.com — 32nd-best by ESPN.com
- Played his freshman season at UConn — on AAC All-Rookie Team — before transferring to New Mexico ... Scored 990 points in his first three collegiate seasons (92 games with 65 starts)

- For his career has scored 1,075 points and grabbed 543 rebounds.

2020-21 HIGHLIGHTS:

- Eclipsed 1,000 career points and 500 career rebounds, getting 15 and seven respectively, in season-opening win vs Mississippi Valley ... Made four treys during a 28-0 run in the first half ... Finished 4-of-6 from 3PT.
- After back-to-back games with no points, scored 10 in the win versus Lipscomb, making a pair of 3-pointers.
- Played 22 minutes versus Abilene Christian (22; high of 23 vs Lipscomb) ... Had two assists and his first two blocked shots of the season.
- Had a breakout game at Tennessee ... Played a season-high 33 minutes ... Scored 14 points (2nd-best of the season) with a season-best nine rebounds (all defensive) ... Made 3-of-6 from 3-point range and added nine rebounds.

- Followed that by scoring 15 points —making 4-of-5 from 3-point range — in the win over Georgia.
- Entered the Alabama game with three steals in 13 games but had three alone versus the Crimson Tide.
- Only played 4:44 in the home win vs Auburn, but sank a key 3-pointer late in the first half to start Arkansas' comeback from 19 points down.
- Was effective in his 17 minutes at Vanderbilt, going 2-of-2 from the field (both 3's) and grabbing three rebounds.

VANCE JACKSON 2020-21 GAME STATS																									
Opponent	Date	GS	Min	FG	FGA	Pct	3FG	3A	Pct	FT	FTA	Pct	O	D	Tot	Avg	PF	FO	A	TO	Blk	Stl	Pts	Avg	
MISSISSIPPI VALLEY	11/25/20	*	15	5	9	.556	4	6	.667	1	1	1.000	2	5	7	7.0	0	0	0	1	0	0	15	15.0	
NORTH TEXAS	11/28/20		9	0	2	.000	0	2	.000	0	0	.000	0	0	0	3.5	0	0	0	0	0	0	0	7.5	
UT ARLINGTON	12/02/20		20	0	5	.000	0	3	.000	0	0	.000	1	4	5	4.0	0	0	1	3	0	0	0	5.0	
LIPSCOMB	12/05/20		23	3	9	.333	2	7	.286	2	2	1.000	0	3	3	3.8	0	0	1	1	0	0	10	6.3	
SOUTHERN U.	12/09/20		14	1	4	.250	1	4	.250	0	0	.000	2	0	2	3.4	2	0	2	1	0	0	3	5.6	
CENTRAL ARKANSAS	12/12/20		13	3	4	.750	0	0	.000	0	0	.000	0	0	0	2.8	3	0	1	0	0	1	6	5.7	
ORAL ROBERTS	12/20/20		10	1	3	.333	1	3	.333	2	4	.500	1	3	4	3.0	1	0	2	0	0	1	5	5.6	
ABILENE CHRISTIAN	12/22/20		22	2	5	.400	1	4	.250	0	0	.000	0	3	3	3.0	1	0	2	0	2	0	5	5.5	
at Auburn	12/30/20		12	0	2	.000	0	2	.000	0	0	.000	0	2	2	2.9	1	0	1	0	0	0	0	4.9	
MISSOURI	01/02/21		1	0	0	.000	0	0	.000	0	0	.000	0	0	0	2.6	0	0	0	0	0	0	0	4.4	
at Tennessee	01/06/21		33	5	10	.500	3	6	.500	1	2	.500	0	9	9	3.2	2	0	1	0	0	0	14	5.3	
GEORGIA	01/09/21	*	25	5	10	.500	4	5	.800	1	2	.500	0	2	2	3.1	3	0	2	2	0	0	15	6.1	
at LSU	01/13/21	*	22	1	8	.125	0	4	.000	0	0	.000	3	4	7	3.4	1	0	1	1	0	1	2	5.8	
at Alabama	01/16/21		14	0	4	.000	0	2	.000	1	2	.500	0	2	2	3.3	0	0	0	1	0	3	1	5.4	
AUBURN	01/20/21		5	1	2	.500	1	2	.500	0	0	.000	0	0	0	3.1	0	0	1	0	0	0	3	5.3	
at Vanderbilt	01/23/21		17	2	2	1.000	2	2	1.000	0	1	.000	1	2	3	3.1	1	0	1	1	0	1	6	5.3	
OLE MISS	01/27/21		4	0	1	.000	0	0	.000	0	0	.000	0	0	0	2.9	0	0	0	0	0	0	0	5.0	
at Oklahoma State	01/30/21		3	0	0	.000	0	0	.000	0	0	.000	0	0	0	2.7	2	0	0	0	0	0	0	4.7	
MISSISSIPPI STATE	02/02/21		2	0	1	.000	0	1	.000	0	0	.000	0	0	0	2.6	0	0	0	1	0	0	0	4.5	
at Kentucky	02/09/21		9	2	4	.500	1	3	.333	0	0	.000	0	3	3	2.6	0	0	0	0	0	1	5	4.5	
Totals			3	273	31	85	.365	20	56	.357	8	14	.571	10	42	52	2.6	17	0	16	12	2	8	90	4.5

Year	GP	GS	Min	Avg	FG	FGA	Pct	3FG	3FGA	Pct	FT	FTA	Pct	Off	Def	Tot	Avg	PF	FO	Ast	TO	Blk	Stl	Pts	Avg
2016-17 (UConn)	32	21	835	26.1	79	193	.409	50	126	.397	50	74	.676	22	101	123	3.8	74	2	44	42	5	10	258	8.1
2017-18 - REDSHIRTED																									
2018-19 (UNM)	32	16	887	27.8	137	338	.405	57	172	.331	89	137	.650	42	182	224	7.0	60	1	85	80	4	35	420	13.1
2019-20 (UNM)	28	28	756	27.1	101	224	.414	50	146	.342	60	84	.714	34	113	147	5.3	51	0	36	59	9	28	312	11.1
2020-21 (ARK)	20	3	273	13.7	31	85	.365	20	56	.357	8	14	.571	10	42	52	2.6	17	0	16	12	2	8	90	4.5
TOTAL	112	68	2751	24.6	348	840	.414	177	500	.354	207	309	.670	108	438	546	4.9	202	3	181	193	20	81	1080	9.6

Effort. Energy. Enthusiasm.

- Born Aug. 20, 1997 in Pasadena, Calif. Parents: Desiree Temple and Vance Jackson Sr.
- Graduated from New Mexico - Spring of 2020, B.A. in interpersonal communication
- Pursuing his master's in adult and lifelong learning at the University of Arkansas.
- If he could have played with any former Razorback, it would have been Joe Johnson.

DOUBLE-DOUBLES (8)

SOPHOMORE (5)

11/13/18 • IONA	18 pts	12 reb
01/05/19 • NEVADA	18 pts	10 reb
01/12/19 • at Colorado State	18 pts	12 reb
01/19/19 • WYOMING	13 pts	10 reb
03/09/19 • at Wyoming	13 pts	11 reb

JUNIOR (3)

01/01/20 • at San Jose State	% 25 pts	13 reb
01/07/20 • FRESNO STATE	% 29 pts	13 reb
03/04/20 • vs San Jose State	26 pts	12 reb

% - consecutive games

Scored 1,000th Pt and Grabbed 500th Reb vs Miss Valley State (12/25/20)

- Led his team in Pts: 13
- Led his team in Rebs: 3
- CAREER: Double-figure Pts: 54
- 20-pt gms: 8
- Gms with 3+ 3PT FG: 28
- Double-figure Rebs: 5

PERSONAL BESTS

POINTS

Season: 15 (2x)	last vs Georgia (01/09/21)
Career: 30	vs Fresno State (02/02/19)
SEC: 15	vs Georgia (01/09/21)

FG MADE

Season: 6	vs Georgia (01/09/21)
Career: 9 (3x)	last vs San Jose St (03/04/20)
SEC: 6	vs Georgia (01/09/21)

FG ATTEMPTED

Season: 10 (2x)	last vs Georgia (01/09/21)
Career: 16 (2x)	last vs San Jose St (03/04/20)
SEC: 10 (2x)	last vs Georgia (01/09/21)

3-POINT FG MADE

Season: 4 (2x)	vs Georgia (01/09/21)
Career: 6 (2x)	last vs Wyoming (02/08/20)
SEC: 4	vs Georgia (01/09/21)

3-PT FG ATTEMPTS

Season: 6 (2x)	at Tennessee (01/06/21)
Career: 11 (2x)	last at Air Force (02/26/20)
SEC: 6	at Tennessee (01/06/21)

FT MADE

Season: 2 (2x)	last vs Oral Roberts (12/20/20)
Career: 10	vs Fresno State (02/02/19)
SEC: 1 (2x)	last vs Georgia (01/09/21)

FT ATTEMPTED

Season: 4	vs Oral Roberts (12/20/20)
Career: 11	vs Fresno State (02/02/19)
SEC: 2 (2x)	last vs Georgia (01/09/21)

REBOUNDS

Season: 9	at Tennessee (01/06/21)
Career: 13 (2x)	vs Fresno State (01/07/20)
SEC: 9	at Tennessee (01/06/21)

ASSISTS

Season: 2 (4x)	last vs Georgia (01/09/21)
Career: 7	vs Nevada (01/05/19)
SEC: 2	vs Georgia (01/09/21)

STEALS

Season: 3	at Alabama (01/16/21)
Career: 4	vs Wyoming (03/13/19)
SEC: 3	at Alabama (01/16/21)

BLOCKED SHOTS

Season: 2	vs Abilene Christian (12/22/20)
Career: 2 (3x)	last vs Abilene Christian (12/20/20)
SEC: -	

MINUTES

Season: 33:25	at Tennessee (01/06/21)
Career: 37:30	vs Utah State (03/05/20)
SEC: 33:25	at Tennessee (01/06/21)



DESI SILLS

Jr. | 6'6" | 200

Jonesboro, Ark | Jonesboro HS



@desisills3



@desisills3

3

• Born Dec. 29, 1998 in Jonesboro

• Parents: Desi and Shawna Sills

• Only Hog to play all 85 UA games over the last 2-plus years

• "I have to be honest, I have to thank the quarantine because I fell out of love, the enjoyment of the game. I fell back in love with the game, the process and the grind."

MADE THE DEPARTMENT'S HONOR ROLL (GPA BETWEEN 3.0-3.49) FOR FALL 2020

• Voted Preseason All-SEC second team by the league's coaches

• Injured his shoulder in the first half vs Mississippi State ... Only played 4:06 in the first half, but had **career-high 2 BLKS**

• **Leads the team in deflections with 88** — including 10 each versus UT Arlington and Central Arkansas and nine each versus Mississippi Valley State and at Auburn.

• In two wins against Auburn this year had career-high 23 pts on the road and 22 pts at home.

2020-21 HIGHLIGHTS:

• Scored 19 in the season opener, tying career high for FG made, going 8-of-10 from the field (2-of-3 3PT) ... Scored 12 in the second half, including seven to start the period as Arkansas out-scored MVSU 16-0 over the first 2:56 minutes.

• Had 14 versus North Texas, going 5-of-8 at the free throw line.

• Tied a career high with four steals versus UT Arlington.

• Had his best career assist-to-turnover game versus Southern with five helpers and zero turnovers ... Added 11 points (3-of-5 from 3-point range).

• Posted his **first career Double-Double** versus Oral Roberts with 16 points and a **career-high 10 rebounds** ... Added two assists, a steal and a blocked shot ... Led the team in Plus/Minus (+18).

• Had 18 versus Abilene Christian, including 16 in the first half as Arkansas raced out to a 22-point lead in the period ... Added two assists and two steals.

• Scored a **career-high 23 points** at Auburn, making 4-of-5 from 3-point range ... Also led the team (tied) with six rebounds, including four on offense.

• Broke a mini slump by scoring 14 at LSU, including 12 in the second half to help Arkansas outscore the Tigers in the period.

• Led Arkansas to win vs Auburn (1/20) ... Scored 22 points (2nd-best career effort) including 14 in the second half to help Arkansas erase a 12-point halftime deficit ... Made and attempted career-highs for free throws (8-of-10) and was 7-of-12 from the field (seven FG made was 2nd-best career effort).



DOUBLE-DOUBLES (1)

JUNIOR (1)
12/20/20 • ORAL ROBERTS 16 pts 10 reb

• Led the Razorbacks in Pts:.....	4
• Led the Razorbacks in Rebs:.....	3
• CAREER: Double-figure Pts:.....	30
20-pt gms:.....	5
Gms with a 3PT FG:.....	46
Gms with 3+ 3PT FG:.....	13
Gms with 5+ Assists:.....	5
Gms with Double-Digit Rebs.....	1

PERSONAL BESTS

POINTS

Season: 23 at Auburn (12/30/20)

Career: 23 at Auburn (12/30/20)

SEC: 23 at Auburn (12/30/20)

FG MADE

Season: 8 (2x) at Auburn (12/30/20)

Career: 8 (3x) last at Auburn (12/30/20)

SEC: 8 (2x) last at Auburn (12/30/20)

FG ATTEMPTED

Season: 15 at Auburn (12/30/20)

Career: 15 (3x) last at Auburn (12/30/20)

SEC: 15 at Auburn (12/30/20)

3-POINT FG MADE

Season: 4 at Auburn (12/30/20)

Career: 5 vs Vanderbilt (03/11/20)

SEC: 4 (3x) last at Auburn (12/30/20)

3-PT FG ATTEMPTS

Season: 7 at Auburn (12/30/20)

Career: 8 (2x) last at Tennessee (02/11/20)

SEC: 8 at Tennessee (02/11/20)

FT MADE

Season: 8 vs Auburn (01/20/21)

Career: 8 vs Auburn (01/20/21)

SEC: 8 vs Auburn (01/20/21)

FT ATTEMPTED

Season: 10 vs Auburn (01/20/21)

Career: 10 vs Auburn (01/20/21)

SEC: 10 vs Auburn (01/20/21)

REBOUNDS

Season: 10 vs Oral Roberts (12/20/20)

Career: 10 vs Oral Roberts (12/20/20)

SEC: 7 vs Vanderbilt (01/15/20)

ASSISTS

Season: 5 Southern (12/09/20)

Career: 6 vs FIU (12/01/18)

SEC: 5 vs LSU (01/12/19)

STEALS

Season: 4 vs UT Arlington (12/02/20)

Career: 4 (2x) last vs UT Arlington (12/02/20)

SEC: 4 vs Auburn (02/04/20)

BLOCKED SHOTS

Season: 2 vs Mississippi State (02/02/21)

Career: 2 vs Mississippi State (02/02/21)

SEC: 2 vs Mississippi State (02/02/21)

MINUTES

Season: 37:26 vs Missouri (01/02/21)

Career: 40:50 vs Auburn (02/04/20)

SEC: 40:50 vs Auburn (02/04/20)

DESI SILLS 2020-21 GAME STATS

Opponent	Date	GS	Min	FG	FGA	Pct	3FG	3A	Pct	FT	FTA	Pct	O	D	Tot	Avg	PF	FO	A	TO	Blk	Stl	Pts	Avg	
MISSISSIPPI VALLEY	11/25/20	*	19	8	10	.800	2	3	.667	1	1	1.000	1	1	2	2.0	0	0	2	0	0	3	19	19.0	
NORTH TEXAS	11/28/20	*	36	4	7	.571	1	3	.333	5	8	.625	0	3	3	2.5	2	0	1	5	0	1	14	16.5	
UT ARLINGTON	12/02/20	*	31	1	6	.167	0	3	.000	1	2	.500	1	2	3	2.7	2	0	2	1	0	4	3	12.0	
LIPSCOMB	12/05/20	*	13	2	4	.500	1	2	.500	1	2	.500	0	4	4	3.0	0	0	2	0	0	0	6	10.5	
SOUTHERN U.	12/09/20	*	21	4	7	.571	3	5	.600	0	1	.000	0	3	3	3.0	0	0	5	0	1	1	11	10.6	
CENTRAL ARKANSAS	12/12/20	*	30	7	12	.583	1	3	.333	2	3	.667	2	1	3	3.0	4	0	4	2	1	3	17	11.7	
ORAL ROBERTS	12/20/20	*	34	6	13	.462	1	4	.250	3	4	.750	4	6	10	4.0	3	0	2	1	1	1	16	12.3	
ABILENE CHRISTIAN	12/22/20	*	27	5	11	.455	2	6	.333	6	7	.857	0	3	3	3.9	4	0	2	2	0	2	18	13.0	
at Auburn	12/30/20	*	35	8	15	.533	4	7	.571	3	6	.500	4	2	6	4.1	0	0	2	2	1	2	23	14.1	
MISSOURI	01/02/21	*	37	1	10	.100	0	4	.000	4	6	.667	1	3	4	4.1	3	0	2	0	0	3	6	13.3	
at Tennessee	01/06/21	*	18	0	1	.000	0	1	.000	0	0	.000	2	0	2	3.9	2	0	0	3	0	0	0	12.1	
GEORGIA	01/09/21		23	3	8	.375	1	2	.500	1	1	1.000	0	5	5	4.0	3	0	2	1	0	1	8	11.8	
at LSU	01/13/21		29	4	8	.500	2	5	.400	4	4	1.000	0	4	4	4.0	2	0	0	0	0	0	14	11.9	
at Alabama	01/16/21	*	23	1	8	.125	0	3	.000	1	1	1.000	1	1	2	3.9	3	0	1	2	0	1	3	11.3	
AUBURN	01/20/21		32	7	12	.583	0	1	.000	8	10	.800	0	3	3	3.8	3	0	2	1	0	1	22	12.0	
at Vanderbilt	01/23/21	*	23	3	6	.500	0	2	.000	1	2	.500	0	3	3	3.8	4	0	4	1	0	1	7	11.7	
OLE MISS	01/27/21	*	24	3	7	.429	1	3	.333	2	2	1.000	0	0	0	3.5	2	0	0	0	0	1	9	11.5	
at Oklahoma State	01/30/21	*	15	2	4	.500	1	2	.500	0	0	.000	2	2	4	3.6	1	0	2	0	0	1	5	11.2	
MISSISSIPPI STATE	02/02/21		4	0	3	.000	0	1	.000	0	0	.000	0	1	1	3.4	0	0	0	0	2	0	0	10.6	
at Kentucky	02/09/21		10	1	2	.500	0	1	.000	0	2	.000	0	0	0	3.3	1	0	1	1	0	0	2	10.2	
Totals			15	484	70	154	.455	20	61	.328	43	62	.694	18	47	65	3.3	39	0	36	22	6	26	203	10.2

DESI SILLS CAREER STATISTICS

Year	GP	GS	Min	Avg	FG	FGA	Pct	3FG	3FGA	Pct	FT	FTA	Pct	Off	Def	Tot	Avg	PF	FO	Asst	TO	Blk	Stl	Pts	Avg
2018-19	34	8	576	16.9	55	125	.440	29	63	.460	40	57	.702	12	31	43	1.3	68	2	58	53	0	21	179	5.3
2019-20	32	24	997	31.2	117	275	.425	47	143	.329	59	91	.648	20	75	95	3.0	96	4	39	44	5	30	340	10.6
2020-21	20	15	484	24.2	70	154	.455	20	61	.328	43	62	.694	18	47	65	3.3	39	0	36	22	6	26	203	10.2
TOTAL	86	47	2057	23.9	242	554	.437	96	267	.360	142	210	.676	50	153	203	2.4	203	6	133	119	11	77	722	8.4

DAVONTE "DEVO" DAVIS

G / Fr. | 6-3 | 180

Jacksonville, Ark. | Jacksonville HS

4



@MrDevoBuckets



@devofor3

MADE THE DEPARTMENT'S HONOR ROLL (GPA BETWEEN 3.0-3.49) FOR FALL 2020

- Won the dunk contest during the team's Red-White game.
- High energy guy ... Praised for his ability to get loose balls and offensive rebound ... Has a knack for scoring in the lane and off the bounce.
- After a strong performance at Auburn (combined with the injury to Justin Smith), earned his first career start versus Missouri ... Also started versus Georgia and at LSU.
- **Led the team with 10 deflections at Auburn, nine versus Missouri and nine at LSU ... Added 10 vs Georgia.**
 - **3rd on team in deflections with 82**
- **LAST 6 GMS:** 4 gms in double figures 9.3 ppg 54.0 FG% 4.3 rpg 1.7 asst/gm 1.3 steals/gm

2020-21 HIGHLIGHTS

- Scored five points with three rebounds and two assists in his collegiate debut vs Mississippi Valley State.
- Added four points and three boards versus Lipscomb.
- Led the team with 14 points versus Southern, adding seven rebounds in 16:20 minutes played ... Made his first career triple and was 3-of-3 at the free throw line.
- Sparked Arkansas with his play off the bench versus Oral Roberts ... 1 of 4 players with a Plus-Minus in double figures (+10).
- Saw playing time increase at Auburn due to Justin Smith injury ... Made four "game-winning" plays during a decisive 10-0 run to help secure win: **PLAY 1:** With Arkansas up two, 76-74, tipped a loose rebound to Connor Vanover that led to two free throws by Moses Moody ... **PLAY 2:** With Arkansas up four, 78-74, got the offensive rebound off Desi Sills FT miss that led to a JD Notae layup ... **PLAY 3:** With Arkansas now up six, 80-74, made a steal in what **ESPN analyst Jimmy Dykes called "the best defensive play of the year"** at the time ... The steal led to a fastbreak and two made free throws by Connor Vanover ... **PLAY 4:** With Arkansas now up eight, 82-74, sank a jumper from the left elbow as the shot clock was winding down to cap the 10-0 run.

- In his first career start (vs Missouri Jan. 2), had four rebounds and a career-high three steals.
- Was impressive on both ends of the floor in the win over Georgia ... Scored a **season-high 20 points** with seven rebounds, six assists and two steals ... Also did a good job guarding UGA point guard Sahvir Wheeler ... Had 10 deflections and tied Moses Moody with a Plus-Minus of +33 for the game.
- Scored 10 points — all in the second half — in the win over Auburn (1/20) to help Arkansas erase a 12-point halftime deficit.
- Came off the bench vs Ole Miss to provide a huge spark at the time as he made his first four shots with two steals that led to layups... Finished with 14 points (7-of-9 shooting) and six rebounds.
- Sparked Arkansas in the first half at Oklahoma State, scoring 8 of his 13 points and getting all three of his steals.
- In his fourth start, just missed a double-double with 10 points and a **season-high eight rebounds** with two assists versus Mississippi State.
- Only scored four points and had just two rebounds at Kentucky, but impacted the game ... Led the team with +9 thanks to three assists, zero turnovers and two steals ... **The last steal came on the final play to seal the win.**

- Born Sept. 24, 2001 in Jacksonville
- Mother: Terrie Davis / Grandmother Yvette Davis
- Consensus 4-star ... 2020 ADG Player of the Year ... 4x first team All-State
- Wants to open a zoo to educate people about animals ... biggest hobby is fishing.
- His dream team: LeBron James, Paul George, Kevin Garnett and Giannis Antetokounmpo

• Led the Razorbacks in Pts:.....	1
• Led the Razorbacks in Rebs:	-
• CAREER: Double-figure Pts:.....	6
20-pt gms:.....	1
Gms with a 3PT FG:	2
Gms with 3+ 3PT FG:	-
Gms with 5+ Rebs:	4

"He just has a knack for doing some special stuff. He's going to be an All-SEC guard one of these days. Right now he just plays harder than anyone on the floor."

JIMMY DYKES

ESPN ANALYST

2/9/21 game at Kentucky

DAVONTE DAVIS 2020-21 GAME STATS

Opponent	Date	GS	Min	FG	FGA	Pct	3FG	3A	Pct	FT	FTA	Pct	O	D	Tot	Avg	PF	FO	A	TO	Blk	Stl	Pts	Avg	
MISSISSIPPI VALLEY	11/25/20		12	2	5	.400	0	1	.000	1	1	1.000	1	2	3	3.0	1	0	2	1	0	0	5	5.0	
NORTH TEXAS	1/28/20	DNP																							
UT ARLINGTON	12/02/20	DNP																							
LIPSCOMB	12/05/20		15	2	2	1.000	0	0	.000	0	0	.000	2	1	3	3.0	2	0	1	1	0	1	4	4.5	
SOUTHERN U.	12/09/20		16	5	8	.625	1	1	1.000	3	3	1.000	3	4	7	4.3	1	0	2	1	0	0	14	7.7	
CENTRAL ARKANSAS	12/12/20		7	0	1	.000	0	0	.000	0	0	.000	0	1	1	3.5	0	0	0	0	0	0	0	5.8	
ORAL ROBERTS	12/20/20		9	0	1	.000	0	0	.000	0	0	.000	0	1	1	3.0	3	0	2	1	0	1	0	4.6	
ABILENE CHRISTIAN	12/22/20		5	0	1	.000	0	0	.000	0	0	.000	0	1	1	2.7	2	0	0	1	0	1	0	3.8	
at Auburn	12/30/20		13	2	3	.667	0	0	.000	0	0	.000	1	0	1	2.4	0	0	1	0	0	2	4	3.9	
MISSOURI	01/02/21	*	20	2	6	.333	0	0	.000	0	2	.000	3	1	4	2.6	4	0	0	1	0	3	4	3.9	
at Tennessee	01/06/21		5	1	2	.500	0	0	.000	0	0	.000	0	0	0	2.3	1	0	0	1	0	1	2	3.7	
GEORGIA	01/09/21	*	37	9	14	.643	1	2	.500	1	1	1.000	1	6	7	2.8	4	0	6	3	0	2	20	5.3	
at LSU	01/13/21	*	27	1	11	.091	0	1	.000	2	3	.667	1	2	3	2.8	1	0	2	2	1	2	4	5.2	
at Alabama	01/16/21		28	1	3	.333	0	0	.000	3	4	.750	1	5	6	3.1	3	0	1	0	0	0	5	5.2	
AUBURN	01/20/21		20	5	9	.556	0	0	.000	0	0	.000	2	2	4	3.2	4	0	2	3	0	0	10	5.5	
at Vanderbilt	01/23/21		13	3	3	1.000	0	0	.000	0	1	.000	0	2	2	3.1	2	0	1	2	1	1	6	5.6	
OLE MISS	01/27/21		25	7	9	.778	0	0	.000	0	1	.000	2	4	6	3.3	1	0	1	3	0	2	14	6.1	
at Oklahoma State	01/30/21		28	6	12	.500	0	0	.000	0	0	.000	2	2	4	3.3	4	0	1	1	0	3	12	6.5	
MISSISSIPPI STATE	02/02/21	*	35	4	12	.333	0	0	.000	2	2	1.000	2	6	8	3.6	2	0	2	3	0	0	10	6.7	
at Kentucky	02/09/21	*	17	2	5	.400	0	0	.000	0	0	.000	0	2	2	3.5	2	0	3	0	0	2	4	6.6	
Totals			5	332	52	107	.486	2	5	.400	12	18	.667	21	42	63	3.5	37	0	27	24	2	21	118	6.6

PERSONAL BESTS

POINTS	
Season: 20	vs Georgia (01/09/21)
SEC: 20	vs Georgia (01/09/21)
FG MADE	
Season: 9	vs Georgia (01/09/21)
SEC: 9	vs Georgia (01/09/21)
FG ATTEMPTED	
Season: 14	vs Georgia (01/09/21)
SEC: 14	vs Georgia (01/09/21)
3-POINT FG MADE	
Season: 1 (2x)	vs Georgia (01/09/21)
SEC: 1	vs Georgia (01/09/21)
3-PT FG ATTEMPTS	
Season: 2	vs Georgia (01/09/21)
SEC: 2	vs Georgia (01/09/21)
FT MADE	
Season: 3 (2x)	last at Alabama (01/13/21)
SEC: 3	at Alabama (01/13/21)
FT ATTEMPTED	
Season: 4	at Alabama (01/16/21)
SEC: 4	at Alabama (01/16/21)
REBOUNDS	
Season: 8	vs Mississippi State (02/02/21)
SEC: 8	vs Mississippi State (02/02/21)
ASSISTS	
Season: 6	vs Georgia (01/09/21)
SEC: 6	vs Georgia (01/09/21)
STEALS	
Season: 3 (2x)	last at Oklahoma State (01/30/21)
SEC: 3 (2x)	last at Oklahoma State (01/30/21)
BLOCKED SHOTS	
Season: 1 (2x)	last at Vanderbilt (01/23/21)
SEC: 1 (2x)	last at Vanderbilt (01/23/21)
MINUTES	
Season: 36:26	vs Georgia (01/09/21)
SEC: 36:26	vs Georgia (01/09/21)

DAVONTE DAVIS CAREER STATISTICS

Year	GP	GS	Min	Avg	FG	FGA	Pct	3FG	3FGA	Pct	FT	FTA	Pct	Off	Def	Tot	Avg	PF	FO	Asst	TO	Blk	Stl	Pts	Avg
2020-21	18	5	332	18.4	52	107	.486	2	5	.400	12	18	.667	21	42	63	3.5	37	0	27	24	2	21	118	6.6

MOSES MOODY

@moses_moody3
@moses.2m

5

6 / Fr. / 6-6 / 205

Little Rock, Ark. / Montverde (Fla.) Academy

- Born May 31, 2002 in Little Rock
- Parents: Kareem and Rona Moody
- Consensus 4-star ... MaxPreps High School HM All-American
- Among incoming Frosh: Rated 37th by 247Sports, 42nd by ESPN and 53rd by Rivals
- Serves on Arkansas Athletics' African American S-A Leadership Council and SAAC.

MADE THE AD'S HONOR ROLL (GPA BETWEEN 3.5-3.99) FOR FALL 2020

- Leads the team, ranks 7th in the SEC and 3RD AMONG NCAA FRESHMEN in scoring (16.3 ppg) •
- 1 OF 4 NCAA FRESHMEN AVERAGING OVER 15.0 POINTS AND 5.5 REBOUNDS.
- THE ONLY PLAYER IN THE SEC to rank among the league's top 20 in : PPG (7th) • FG% (8th) • FT% (5th) • RPG (18th).
- 1 OF 2 PLAYERS IN THE SEC to average at least 15.0 points and 5.0 rebounds
- 1 OF 2 PLAYERS IN THE SEC shooting at least: 45% FG, 35% 3PT AND 80% FT (with Iverson Molinar)
- Has consecutive free throws made streaks of 15, 13 and 12 this season — Current streak: 6
- Ranks 43rd in the NCAA / 3rd in the SEC in FT Made (77) — 5th in the SEC FT% (.811)
- Double figure points in 17 of 20 games (6 at UT, 5 vs AUB & 5 vs Ole Miss)
- Led the team in scoring 7x, led the team in rebounding 6x and led the team in scoring & rebounding in the same game 3x.
- Named SEC Freshman of the Week and College Sports Madness SEC Player of the Week (Dec. 7).
- Leads the team in Plus-Minus at +215.
- Had 10 deflections vs Miss State - 2nd on team in deflections with 86

TOP SCORING FROSH IN NCAA

1. Cameron Thomas - LSU	22.4 ppg
2. Cade Cunningham - Oklahoma St.	18.7 ppg
3. MOSES MOODY - ARKANSAS	16.3 ppg
Evan Mobley - Southern Cal	16.3 ppg
5. Marcus Williams - Wyoming	15.9 ppg

2020-21 HIGHLIGHTS

- Scored 19 in his collegiate debut — making 9-of-10 from the free throw line ... Added three steals.
- Named SEC Freshman of the Week / College Sports Madness SEC Player of the Week (Dec. 7) ... Averaged 21 points and 8.5 rebounds in wins over UT Arlington and Lipscomb ... Was 14-fro-20 from the field — including 4-of-6 from 3-point range — while going 10-of-13 at the free throw line ... Had game highs with 24 points and nine rebounds versus UTA (first Hog frosh since Bobby Portis in 2014 to have at least 24 and nine in a game ... Followed that with an 18-point, eight-rebound performance versus Lipscomb. Moody made 7-of-his-8 shots, including 2-of-3 from 3-point range.
- Stuffed the stat sheet versus Central Arkansas with 15 points, seven rebounds, three assists, two steals and a blocked shot.
- Led all scorers with 21 points in the Abilene Christian win.
- Tied for the team lead with six rebounds at Auburn ... Scored 16 points, including two early 3-pointers to set the tone in the win.
- Recorded his first career double-double versus Mizzou (1/2) with 18 points and season-high 10 rebounds ... Made a season-high four 3-pointers.
- Scored 25 points in the win over Georgia ... Had a team-best and season-best 11 deflections.
- Had 18 points at LSU, including 13 in the second half to help Arkansas outscore the Tigers in the period ... Added six rebounds (four offensive).
- Led the team in both points — season-high 28 — and rebounds — season's second-best nine — at Alabama ... Scored 14 of Arkansas' first 15 points ... His 25 field goal attempts were the most by a Razorback since 2010 and ties for fourth-most by a Razorback in an SEC game.
- Only scored five points in the win over Auburn and was 0-of-4 from 3-point range ... However, all five came in the final nine minutes of the game ... With the game tied at 56, got an offensive rebound and put-back to give Arkansas a lead it would not relinquish ... Sealed win with a defensive rebound with three seconds left.
- Scored a game-high 26 points (13 in each half) at Vanderbilt with a team-best eight rebounds.
- Made 8-of-13 shots for 17 points (11 in the second half) at Oklahoma State.
- Led the team in scoring with 13 points versus Mississippi State, adding seven rebounds and two steals ... Scored 11 of the team's 28 first-half points.
- Had 12 points and tied for the team lead with seven rebounds ... Only played nine minutes with three points and two rebounds in the Kentucky win ... Played all 20 minutes of the second half with 11 points (3-of-5 3PT) with five rebounds.

MOSES MOODY 2020-21 GAME STATS

Opponent	Date	GS	Min	FG	FGA	Pct	3FG	3A	Pct	FT	FTA	Pct	O	D	Tot	Avg	PF	FO	A	TO	Blk	Stl	Pts	Avg	
MISSISSIPPI VALLEY	11/25/20	*	24	3	12	.250	1	6	.167	9	10	.900	2	1	3	3.0	3	0	2	0	0	3	16	16.0	
NORTH TEXAS	11/28/20	*	29	2	9	.222	1	4	.250	6	6	1.000	1	1	2	2.5	1	0	1	1	1	3	11	13.5	
UT ARLINGTON	12/02/20	*	32	7	12	.583	2	3	.667	8	10	.800	3	6	9	4.7	3	0	1	2	0	0	24	17.0	
LIPSCOMB	12/05/20	*	24	7	8	.875	2	3	.667	2	3	.667	3	5	8	5.5	2	0	3	1	0	1	18	17.3	
SOUTHERN U.	12/09/20	*	26	5	10	.500	2	4	.500	0	0	.000	3	2	5	5.4	1	0	2	2	1	0	12	16.2	
CENTRAL ARKANSAS	12/12/20	*	35	6	11	.545	3	7	.429	0	0	.000	0	7	7	5.7	1	0	3	1	1	2	15	16.0	
ORAL ROBERTS	12/20/20	*	28	7	12	.583	1	4	.250	3	6	.500	4	3	7	5.9	1	0	1	2	1	1	18	16.3	
ABILENE CHRISTIAN	12/22/20	*	37	6	10	.600	3	5	.600	6	8	.750	3	1	4	5.6	1	0	2	0	2	0	21	16.9	
at Auburn	12/30/20	*	39	4	11	.364	2	6	.333	6	6	1.000	2	4	6	5.7	2	0	1	2	0	2	16	16.8	
MISSOURI	01/02/21	*	39	4	15	.267	4	8	.500	6	10	.600	4	6	10	6.1	4	0	1	1	1	2	18	16.9	
at Tennessee	01/06/21	*	37	1	8	.125	1	4	.250	3	3	1.000	0	2	2	5.7	4	0	1	0	0	0	6	15.9	
GEORGIA	01/09/21	*	38	9	15	.600	2	6	.333	5	5	1.000	2	2	4	5.6	2	0	2	1	0	1	25	16.7	
at LSU	01/13/21	*	36	7	18	.389	1	5	.200	3	4	.750	5	1	6	5.6	4	0	2	3	0	2	18	16.8	
at Alabama	01/16/21	*	35	10	25	.400	3	7	.429	5	5	1.000	3	6	9	5.9	2	0	1	2	0	0	28	17.6	
AUBURN	01/20/21	*	32	2	9	.222	0	4	.000	1	2	.500	1	4	5	5.8	2	0	2	2	1	1	5	16.7	
at Vanderbilt	01/23/21	*	35	10	16	.625	1	4	.250	5	5	1.000	3	5	8	5.9	2	0	2	2	1	0	26	17.3	
OLE MISS	01/27/21	*	19	1	3	.333	0	1	.000	3	5	.600	1	0	1	5.6	3	0	2	3	1	0	5	16.6	
at Oklahoma State	01/30/21	*	32	8	13	.615	1	3	.333	0	1	.000	0	4	4	5.6	0	0	1	1	0	0	17	16.6	
MISSISSIPPI STATE	02/02/21	*	38	4	12	.333	1	4	.250	4	4	1.000	3	4	7	5.6	4	0	1	3	0	2	13	16.4	
at Kentucky	02/09/21	*	29	4	9	.444	4	6	.667	2	2	1.000	1	6	7	5.7	3	0	0	0	0	1	14	16.3	
Totals			20	644	107	238	.450	35	94	.372	77	95	.811	44	70	114	5.7	45	0	31	29	10	21	326	16.3

MOODY IN 2021 NBA MOCK DRAFTS

- PippinAintEasy.com (1/20) 7th pick (1st SEC Player)
- NBADraft.net (2/4) 7th pick (1st SEC Player)
- CBSSports.com (1/14) 8th pick (1st SEC Player)
- TankAThon.com (2/1) 8th pick (1st SEC Player)
- USAToday.com (2/3) 10th pick (1st SEC Player)
- Yahoo.com (1/28) 10th pick (1st SEC Player)
- NBADraftRoom.com (2/3) 11th pick (2nd SEC Player)
- NBCSports.com (1/25) 11th pick (2nd SEC Player)
- BleacherReport.com (2/2) 11th pick (2nd SEC Player)
- SBNation.com (2/3) 11th pick (3rd SEC Player)
- BabcockHoops.com (2/5) 12th pick (2nd SEC Player)
- ESPN.com (2/2) 12th pick (3rd SEC Player)
- Stadium.com (1/4) 12th pick (2nd SEC Player)
- TheAthletic.com (1/8) 13th pick (2nd SEC Player)
- SI.com (1/20) 14th pick (1st SEC Player)

MOSES MOODY CAREER STATISTICS

Year	GP	GS	Min	Avg	FG	FGA	Pct	3FG	3FGA	Pct	FT	FTA	Pct	Off	Def	Tot	Avg	PF	FO	Asst	TO	Blk	Stl	Pts	Avg
2020-21	20	20	644	32.2	107	238	.450	35	94	.372	77	95	.811	44	70	114	5.7	45	0	31	29	10	21	326	16.3

DOUBLE-DOUBLES (1)

FROSH	(1)
01/03/21 - MISSOURI	18 pts 10 reb

- Led the Razorbacks in Pts:.....7
- Led the Razorbacks in Rebs:6
- Led Razorbacks in Pts & Rebs Same Gm:.....3
- CAREER: Double-figure Pts:.....17
- Double-figure Rebs:.....1
- 20-pt gms:.....5
- Gms with a 3PT FG:.....18
- Gms with 3+ 3PT FG:.....5
- Gms with 3+ Steals:.....2
- Gms with 5+ Rebs:.....8

MOODY IN THE SEC

- 3rd in Total Points (326)
- 3rd in FT Made (77)
- 4th in Total Minutes (641:54)
- 4th in Total FG Made (107)
- 5th in FT% (.811)
- 5th in Total FG Att (238)
- 6th in FT Att (95)
- 7th in Scoring (16.3)
- 8th in Minutes/Gm (32:06)
- 9th in FG% (.450)
- 10th in Total 3's Made (35)
- 11th in 3PT FG Att (94)
- 11th in Total Reb. (114)
- 12th in Off Rebs (2.2)
- 13th in Total Steals (21)
- 16th in 3PT FG% (.372)
- 16th in Total Blks (10)
- 18th in Rebs/Gm (5.7)

PERSONAL BESTS

- POINTS**
- Season: 28 at Alabama (01/16/21)
- SEC: 28 at Alabama (01/16/21)
- FG MADE**
- Season: 10 (2x) last at Vanderbilt (01/23/21)
- SEC: 10 (2x) last at Vanderbilt (01/23/21)
- FG ATTEMPTED**
- Season: 25 at Alabama (01/16/21)
- SEC: 25 at Alabama (01/16/21)
- 3-POINT FG MADE**
- Season: 4 (2x) last at Kentucky (02/09/21)
- SEC: 4 (2x) last at Kentucky (02/09/21)
- 3-PT FG ATTEMPTS**
- Season: 8 vs Missouri (01/02/21)
- SEC: 8 vs Missouri (01/02/21)
- FT MADE**
- Season: 9 vs Mississippi Valley State (11/25/20)
- SEC: 6 (2x) last vs Missouri (01/02/21)
- FT ATTEMPTED**
- Season: 10 (3x) last vs Missouri (01/02/21)
- SEC: 10 vs Missouri (01/02/21)
- REBOUNDS**
- Season: 10 vs Missouri (01/02/21)
- SEC: 10 vs Missouri (01/02/21)
- ASSISTS**
- Season: 3 (2x) last vs Central Arkansas (12/12/20)
- SEC: 2 (3x) last at Vanderbilt (01/23/21)
- STEALS**
- Season: 3 (2x) last vs North Texas (11/28/20)
- SEC: 2 (4x) last vs Mississippi State (02/02/21)
- BLOCKED SHOTS**
- Season: 2 vs Abilene Christian (12/20/20)
- SEC: 1 (3x) last at Vanderbilt (01/23/21)
- MINUTES**
- Season: 38:29 vs Missouri (01/02/21)
- SEC: 38:29 vs Missouri (01/02/21)

JAYLIN WILLIAMS

Fr. | F | 6-10 | 245

Fort Smith, Ark. | Northside HS



@Jay_MWilliams_



@thejaylinwilliams_

10

MADE THE DEPARTMENT'S HONOR ROLL (GPA BETWEEN 3.0-3.49) FOR FALL 2020

- Leads the team by taking 11 charges this season, including two each versus UT Arlington, Georgia, LSU (1/13) and Auburn (1/20).

- Earned his first career start at Tennessee. Also started at Alabama

- Injured his right knee in the first half at Oklahoma State ... Missed the second half versus the Cowboys and played just nine minutes versus Mississippi State ... **Played 23 minutes at Kentucky and had nine points and tied for team high with seven rebounds.**

- On a per 40-minute basis, averages 11.8 rebounds, 8.8 points and 2.0 blocked shots.

2020-21 HIGHLIGHTS

- Had a game-high **10 rebounds**, including eight defensively ... Just missed a double-double, scoring nine points (2-5 FG 2-4 3PT).
- Scored six points with seven rebounds, including six on the defensive end, versus Lipscomb..
- Had two rebounds and an assist in 4:20 played at Auburn.
- Saw extended time versus Missouri and responded with eight points and two blocked shots.

- Earned his first career start at Tennessee ... Scored six points on 3-of-3 shooting
- Came off the bench versus Georgia ... Only scored two points but impacted the game in other areas ... Led the team with nine rebounds (four offensive), took two charges and had two assists with a steal and a blocked shot.
- Tied a season-high by pulling down **10 rebounds at LSU**, scored seven points and added two steals ... Took two charges.
- Had a breakout game in the win over Auburn (1/20) ... Scored seven points (including a 3-pointer) with seven rebounds, two assists, two blocked shots and a steal ... **Played all 20 minutes of the second half** in the come-from-behind win ... Grabbed an offensive rebound in midair and threw it down for his first career dunk to cap a 18-4 run and give Arkansas its first lead (47-45).
- Only played nine minutes versus Mississippi State, but had two steals to tie his season high.
- Had nine points and tied for team-high in rebounds with seven in the Kentucky win ... **Made a season-high 5-of-6 free throws** ... Scored four points late in the game, including a put-back on the offensive end at 3:06 to make the score 74-68 and making two free throws with 1:51 left to make the score 78-73.

- Born June 29, 2002 in Fort Smith
- Consensus 4-star ... 2020 Gatorade Arkansas Player of the Year ... Top state prospect by 247
- Among incoming Frosh: Rated 56th by Rivals, 85th by 247Sports and 91st by ESPN
- If he could play with any former Razorback it would be Patrick Beverley or Corliss Williamson

• Led Razorbacks in Pts:	-
• Led Razorbacks in Rebs:	5
• CAREER: Double-figure Pts:	-
Double-figure Rebs:	2
20-pt gms:	-
Gms with a 3PT Made	4
Gms with 5+ Rebs:	6

JAYLIN WILLIAMS 2020-21 GAME STATS																			
Opponent	Date	GS	Min	FG	FGA	Pct	3FG	3A	Pct	FT	FTA	Pct	O	D	Tot	Avg	PF	FO	A
MISSISSIPPI VALLEY	11/25/20	20	3	5	.600	2	4	.500	1	1	1.000	2	8	10	10.0	0	0	1	1
NORTH TEXAS	1/28/20	DNP																	
UT ARLINGTON	12/02/20	12	0	0	.000	0	0	.000	0	0	.000	1	2	3	6.5	0	0	0	1
LIPSCOMB	12/05/20	18	2	5	.400	1	3	.333	1	1	1.000	1	6	7	6.7	4	0	1	2
SOUTHERN U.	12/09/20	13	0	1	.000	0	1	.000	0	2	.000	0	2	2	5.5	1	0	0	1
CENTRAL ARKANSAS	12/12/20	2	0	0	.000	0	0	.000	2	2	1.000	2	0	2	4.8	0	0	0	0
ORAL ROBERTS	12/20/20	DNP																	
ABILENE CHRISTIAN	12/22/20	4	0	0	.000	0	0	.000	0	0	.000	0	1	1	4.2	0	0	0	1
at Auburn	12/30/20	4	0	0	.000	0	0	.000	0	0	.000	1	1	2	3.9	2	0	1	0
MISSOURI	01/02/21	17	3	6	.500	1	4	.250	1	1	1.000	1	2	3	3.8	2	0	0	2
at Tennessee	01/06/21	*	14	3	3	1.000	0	0	.000	0	0	.000	0	2	2	3.6	2	0	4
GEORGIA	01/09/21	20	1	2	.500	0	0	.000	0	0	.000	4	5	9	4.1	3	0	2	3
at LSU	01/13/21	28	2	3	.667	0	0	.000	3	3	1.000	4	6	10	4.6	5	1	1	3
at Alabama	01/16/21	*	18	0	1	.000	0	0	.000	0	0	.000	0	2	2	4.4	1	0	1
AUBURN	01/20/21	29	3	4	.750	1	1	1.000	0	0	.000	2	5	7	4.6	3	0	2	1
at Vanderbilt	01/23/21	9	0	0	.000	0	0	.000	0	0	.000	0	1	1	4.4	0	0	1	1
OLE MISS	01/27/21	7	0	0	.000	0	0	.000	0	0	.000	0	3	3	4.3	3	0	1	0
at Oklahoma State	01/30/21	7	0	1	.000	0	0	.000	0	0	.000	1	3	4	4.3	2	0	1	0
MISSISSIPPI STATE	02/02/21	9	0	2	.000	0	2	.000	0	0	.000	0	0	0	4.0	2	0	1	0
at Kentucky	02/09/21	23	2	4	.500	0	1	.000	5	6	.833	1	6	7	4.2	3	0	0	1
Totals		2	254	19	37	.514	5	16	.313	13	16	.813	20	55	75	4.2	33	1	12

PERSONAL BESTS	
POINTS	
Season: 9	vs Mississippi Valley State (11/25/20)
SEC: 8	vs Missouri (01/02/21)
FG MADE	
Season: 3 (4x)	last vs Auburn (01/20/21)
SEC: 3 (3x)	last vs Auburn (01/20/21)
FG ATTEMPTED	
Season: 6	vs Missouri (01/02/21)
SEC: 6	vs Missouri (01/02/21)
3-POINT FG MADE	
Season: 2	vs Mississippi Valley State (11/25/20)
SEC: 1 (2x)	vs Auburn (01/20/21)
3-PT FG ATTEMPTS	
Season: 4 (2x)	last vs Missouri (01/02/21)
SEC: 4	vs Missouri (01/02/21)
FT MADE	
Season: 3	at LSU (01/13/21)
SEC: 3	at LSU (01/13/21)
FT ATTEMPTED	
Season: 3	at LSU (01/13/21)
SEC: 3	at LSU (01/13/21)
REBOUNDS	
Season: 10 (2x)	last at LSU (01/13/21)
SEC: 10	at LSU (01/13/21)
ASSISTS	
Season: 2 (2x)	vs Auburn (01/20/21)
SEC: 2 (2x)	vs Auburn (01/20/21)
STEALS	
Season: 2 (2x)	last vs Mississippi State (02/02/21)
SEC: 2 (2x)	last vs Mississippi State (02/02/21)
BLOCKED SHOTS	
Season: 2 (2x)	last vs Missouri (01/02/21)
SEC: 2	vs Missouri (01/02/21)
MINUTES	
Season: 28:26	vs Auburn (01/20/21)
SEC: 28:26	vs Auburn (01/20/21)

JAYLIN WILLIAMS CAREER STATISTICS																			
Year	GP	GS	Min	Avg	FG	FGA	Pct	3FG	3FGA	Pct	FT	FTA	Pct	Off	Def	Tot	Avg	PF	FO
2020-21	18	2	254	14.1	19	37	.514	5	16	.313	13	16	.813	20	55	75	4.2	33	1


**JALEN
TATE**

Gr.Sr. / 6 / 6-6 / 175

 Pickerington, Ohio /
Northern Kentucky

11

@jtate_the_great

@jalen_tate11

- Born June 18, 1998 in Toledo, Ohio
- Parents: Jermaine and Jenice Tate
- Graduated from Northern Kentucky - Spring of 2020 - B.A. in organizational leadership
- Pursuing his master's in adult and lifelong learning at the University of Arkansas
- If he could play with any former Razorback it would be Patrick Beverley.

- Rated the 5th-best Graduate Transfer in the Nation by NBCSports.com — 8th-best by 247Sports.com.
- Scored 950 points at NKU and finished in the NKU top 20 for career assists (285), steals (129) and blocked shots (53) ...
- Horizon League Defensive Player of the Year (2020) — 3x Horizon League All-Defensive Team (2018, 2019, 2020) — All-Horizon League Third Team (2020) — Horizon League Tournament MVP (2020) — 2x Horizon League All-Tournament Team (2019, 2020) — Horizon League All-Freshman Team (2018).

- Praised by Coach Musselman for his leadership on the floor and in huddles ... Usually assigned to defend the opponent's best offensive player ... Second on the team by taking eight charges this season ... 11th in the SEC in steals (1.45)
- Ranks 3rd in the SEC in assists (4.4)
- Has 1,000-plus career points — 400-plus career rebounds — 300-plus career assists
- Has two double-doubles this year (UCA and UGA) ... He had a combined 21 assists with one turnover in the two games.
- Has made more 3's this year (18) than he did all of last season (8).
- In addition to strong offensive efforts in wins over Auburn (14 pts) and Vandy (25 pts), had 18 deflections — nine in each game ... Added season-best 10 versus Mississippi State

• In Arkansas' current 5-game SEC win streak: 12.0 ppg — 7-of-17 3PT FG (41.7 3PT%) — 4.3 assists/gm — 2.5 steals/gm — 8.3 deflections/gm

2020-21 HIGHLIGHTS:

- Only played 17 minutes in the opener, but had 12 points, six assists, five rebounds and a steal.
- Scored just two points versus North Texas, but was praised by Coach Muss for his play in the win ... Namely, shutdown reigning C-USA Player of the Year Javien Hamlet to just 1-of-4 shooting from the field (0-0 from 3-point range) in 30 minutes.
- Stuffed the stat sheet versus UTA with 14 points, six rebounds, four assists, a steal and a blocked shot ... Also had the team's best plus/minus at +17.
- Tallied his **third career double-double** — first in points and assist — versus Central Arkansas with 17 points and a **career-high 11 assists** .. **Had zero turnovers**.
- Only played 27 minutes versus Abilene Christian, missing the final 10 minutes due to an ankle injury ... Had seven rebounds and five assists before exiting.
- Scored 12 at Auburn (5-of-8 FG) with three rebounds and four assists.
- Had 15 points (7-of-11 shooting), six assists and five rebounds at Tennessee.
- For the second-straight game, had 15 points but added 10 assists versus Georgia for his **second double-double of the year** ... Only committed one turnover in his 35 minutes played with two steals and four rebounds.
- Kept Arkansas in the game vs Auburn (1/20) by scoring 10 of his 14 points in the first half, including a 3-pointer to trim a 16-point deficit with 2:06 left (Arkansas would trail by 12 at the break and won the game) ... Added five assists and a **season-high four steals**.
- Had his best game as a Razorback (and second-best career game overall) ... Scored a **season-high 25 points** (9-of-15 FG and 3-of-5 3PT) with **eight assists**, **one turnover**, five rebounds and **tied season-high with four steals**.
- Only scored six points in the Mississippi State win, but had a **season-high 10 deflections**, with three steals and a blocked shot, adding five assists.
- Scored a team-high 15 points (first time to lead the team in scoring this year) and **hit two free throws with 4.3 seconds left to give Arkansas an 81-80 win at Kentucky** ... Made a season-high five free throws (5-of-5).

JALEN TATE 2020-21 GAME STATS

Opponent	Date	GS	Min	FG	FGA	Pct	3FG	3A	Pct	FT	FTA	Pct	O	D	Tot	Avg	PF	FO	A	TO	Blk	Stl	Pts	Avg	
MISSISSIPPI VALLEY	11/25/20	*	17	4	7	.571	2	3	.667	2	3	.667	1	4	5	5.0	3	0	6	2	0	1	12	12.0	
NORTH TEXAS	11/28/20	*	26	1	5	.200	0	0	.000	0	0	.000	2	2	4	4.5	4	0	2	3	0	1	2	7.0	
UT ARLINGTON	12/02/20	*	33	6	12	.500	1	3	.333	1	1	1.000	3	3	6	5.0	2	0	4	1	1	1	14	9.3	
LIPSCOMB	12/05/20	*	13	3	4	.750	0	0	.000	0	0	.000	1	3	4	4.8	3	0	3	2	1	0	6	8.5	
SOUTHERN U.	12/09/20	*	25	5	9	.556	1	4	.250	1	2	.500	0	4	4	4.6	1	0	2	2	0	2	12	9.2	
CENTRAL ARKANSAS	12/12/20	*	30	6	8	.750	3	5	.600	2	2	1.000	0	1	1	4.0	1	0	11	0	1	1	17	10.5	
ORAL ROBERTS	12/20/20	*	39	4	10	.400	0	1	.000	0	0	.000	3	3	6	4.3	4	0	4	5	0	1	8	10.1	
ABILENE CHRISTIAN	12/22/20	*	26	3	8	.375	0	2	.000	2	4	.500	5	2	7	4.6	2	0	5	4	0	1	8	9.9	
at Auburn	12/30/20	*	29	5	8	.625	0	1	.000	2	2	1.000	0	3	3	4.4	4	0	4	2	0	2	12	10.1	
MISSOURI	01/02/21	*	30	3	5	.600	1	3	.333	1	2	.500	0	1	1	4.1	5	1	1	1	0	0	8	9.9	
at Tennessee	01/06/21	*	30	7	11	.636	1	2	.500	0	1	.000	0	5	5	4.2	4	0	6	6	0	1	15	10.4	
GEORGIA	01/09/21	*	35	5	10	.500	1	2	.500	4	5	.800	1	3	4	4.2	2	0	10	1	0	2	15	10.8	
at LSU	01/13/21	*	21	2	5	.400	1	4	.250	1	2	.500	0	1	1	3.9	2	0	1	4	0	0	6	10.4	
at Alabama	01/16/21	*	29	4	9	.444	0	2	.000	2	2	1.000	0	4	4	3.9	3	0	3	6	0	1	10	10.4	
AUBURN	01/20/21	*	34	6	10	.600	2	4	.500	0	1	.000	1	3	4	3.9	5	1	5	5	1	4	14	10.6	
at Vanderbilt	01/23/21	*	37	9	15	.600	3	5	.600	4	7	.571	2	3	5	4.0	2	0	8	1	1	4	25	11.5	
OLE MISS	01/27/21	*	37	3	7	.429	2	4	.500	1	3	.333	1	1	2	3.9	3	0	3	3	0	2	9	11.4	
at Oklahoma State	01/30/21	*	24	1	5	.200	0	0	.000	1	2	.500	0	0	0	3.7	1	0	2	4	0	1	3	10.9	
MISSISSIPPI STATE	02/02/21	*	29	2	9	.222	0	2	.000	2	2	1.000	1	2	3	3.6	2	0	5	2	1	3	6	10.6	
at Kentucky	02/09/21	*	37	5	10	.500	0	2	.000	5	5	1.000	1	3	4	3.7	2	0	3	4	0	1	15	10.9	
Totals			20	581	84	167	.503	18	49	.367	31	46	.674	22	51	73	3.7	55	2	88	58	6	29	217	10.9

DOUBLE-DOUBLES (4)

SOPHOMORE	(1)
01/26/19 • MILWAUKEE	13 pts 10 reb
JUNIOR	(1)
01/31/20 • at Green Bay	17 pts 12 reb
GRAD SENIOR	(2)
12/20/20 • CENTRAL ARKANSAS	17 pts 11 ast
01/09/21 • GEORGIA	15 pts 10 ast

• Dished 300th career assist vs LIP (12/05/20)	
• Scored 1,000th career point vs UCA (12/20)	
• Grabbed 400th career rebound vs AUB (1/20)	
• Led his team in Pts:	13
• Led his team in Rebs:	6
• CAREER: Double-figure Pts:	56
20-pt gms:	6
Gms with 5+ Assists:	27
Gms with 3+ Steals:	12

PERSONAL BESTS

POINTS	
Season: 25	at Vanderbilt (01/23/21)
Career: 31	vs IUPUI (02/14/20)
SEC: 25	at Vanderbilt (01/23/21)

FG MADE	
Season: 9	at Vanderbilt (01/23/21)
Career: 11	at Green Bay (02/14/20)
SEC: 9	at Vanderbilt (01/23/21)

FG ATTEMPTED	
Season: 15	at Vanderbilt (01/23/21)
Career: 19	at Green Bay (02/14/20)
SEC: 15	at Vanderbilt (01/23/21)

3-PT FG MADE	
Season: 3 (2x)	last at Vanderbilt (01/23/21)
Career: 4	at Green Bay (02/14/20)
SEC: 3	at Vanderbilt (01/23/21)

3-PT FG ATT	
Season: 5 (2s)	last at Vanderbilt (01/23/21)
Career: 5 (3x)	last at Vanderbilt (01/23/21)
SEC: 5	at Vanderbilt (01/23/21)

FT MADE	
Season: 5	at Kentucky (02/09/21)
Career: 10	vs Green Bay (03/09/20)
SEC: 5	at Kentucky (02/09/21)

FT ATTEMPTED	
Season: 7	at Vanderbilt (01/23/21)
Career: 15	vs Green Bay (03/09/20)
SEC: 7	at Vanderbilt (01/23/21)

REBOUNDS	
Season: 7	vs Abilene Christian (12/22/20)
Career: 12	at Green Bay (01/31/20)
SEC: 5	at Tennessee (01/06/21)

ASSISTS	
Season: 11	vs Central Arkansas (12/20/20)
Career: 11	vs Central Arkansas (12/20/20)
SEC: 10	vs Georgia (01/09/21)

STEALS	
Season: 5	vs Auburn (01/20/21)
Career: 6	vs IUPUI (02/14/20)
SEC: 5	vs Auburn (01/20/21)

BLOCKED SHOTS	
Season: 1 (6x)	last vs Mississippi State (02/02/21)
Career: 3 (3x)	last at Detroit Mercy (01/05/19)
SEC: 1 (3x)	last vs Mississippi State (02/02/21)

MINUTES	
Season: 37:08	at Kentucky (02/09/21)
Career: 37:08	at Kentucky (02/09/21)
SEC: 37:08	at Kentucky (02/09/21)

* - Granted medical redshirt in 2016-17 due to injury

JALEN TATE CAREER STATISTICS

Year	GP	GS	Min	Avg	FG	FGA	Pct	3FG	3FGA	Pct	FT	FTA	Pct	Off	Def	Tot	Avg	PF	FO	Ass	TO	Blk	Stl	Pts	Avg
2016-17 (NKU)*	8	8	150	18.8	14	34	.418	1	10	.100	8	24	.333	4	12	16	2.0	24	1	13	10	2	7	37	4.6
2017-18 (NKU)	32	31	731	22.8	71	151	.470	6	28	.214	35	55	.634	9	63	72	2.3	102	3	65	37	19	44	183	5.7
2018-19 (NKU)	31	23	837	27.0	159	295	.539	24	59	.407	83	136	.610	30	106	136	4.4	92	1	128	76	21	37	425	13.7
2019-20 (NKU)	22	20	666	30.3	112	231	.485	8	44	.182	73	108	.676	34	84	118	5.4	66	1	79	60	11	41	305	13.9
2020-21 (ARK)	20	20	581	29.1	84	167	.503	18	49	.367	31	46	.674	22	51	73	3.7	55	2	88	58	6	29	217	10.9
TOTAL	113	102	2965	26.2	440	878	.501	57	190	.300	230	369	.623	99	316	415	3.7	339	8	373	241	59	158	1167	10.3

KHALEN "KK" ROBINSON

Fr. | 6 | 6-0 | 175

Little Rock, Ark. | Oak Hill Academy

12

@onekrob2

@khal2n

MADE THE DEPARTMENT'S HONOR ROLL (GPA BETWEEN 3.0-3.49) FOR FALL 2020

Had surgery to repair a one fracture on his right foot on Jan. 10, 2021 ... Will be out for rest of the season (at least four months)

2020-21 HIGHLIGHTS

• Scored 15 in collegiate debut (5-8 FG • 3-5 3PT) with three assists, three rebounds and a steal.

- Born Aug. 7, 2001 in Little Rock
- Parents: Kelvin and Rheagan Robinson
- Consensus 4-star ... 3x first team All-State (2x in Ark. and once in Va.)
- Among incoming Frosh: Rated 36th by 247Sports, 62nd by Rivals and 79th by ESPN
- If he could play with any former Razorback it would be Daniel Gafford

CAREER:	Double-figure Pts:.....	1
	20-pt gms:.....	-
	Gms with a 3PT FG:.....	2
	Gms with 3+ 3PT FG:.....	1
	Gms with 3+ Assists:.....	1

KHALEN ROBINSON 2020-21 GAME STATS																			
Opponent	Date	GS	Min	FG	FGA	Pct	3FG	3A	Pct	FT	FTA	Pct	O	D	Tot	Avg	PF	FO	A
MISSISSIPPI VALLEY	11/25/20	18	5	8	.625	3	5	.600	2	2	1.000	0	2	2	2.0	0	0	3	1
NORTH TEXAS	11/28/20	6	0	1	.000	0	1	.000	2	2	1.000	0	0	0	1.0	1	0	0	0
UT ARLINGTON	12/02/20	13	1	1	1.000	1	1	1.000	0	0	.000	0	0	0	0.7	5	1	1	0
LIPSCOMB	12/05/20	21	2	6	.333	1	3	.333	0	0	.000	0	2	2	1.0	3	0	4	0
SOUTHERN U.	12/09/20	14	0	4	.000	0	2	.000	1	2	.500	0	2	2	1.2	1	0	1	2
CENTRAL ARKANSAS	12/12/20	2	0	0	.000	0	0	.000	0	0	.000	0	0	0	1.0	0	0	0	1
ORAL ROBERTS	12/20/20	2	0	0	.000	0	0	.000	0	0	.000	0	1	1	1.0	2	0	0	1
ABILENE CHRISTIAN	12/22/20	7	1	1	1.000	0	0	.000	1	2	.500	0	1	1	1.0	0	0	1	1
at Auburn	12/30/20	2	0	0	.000	0	0	.000	0	0	.000	0	0	0	0.9	1	0	0	0
MISSOURI	01/02/21	2	0	0	.000	0	0	.000	0	0	.000	0	0	0	0.8	1	0	0	0
at Tennessee	01/06/21	5	0	0	.000	0	0	.000	0	0	.000	0	2	2	0.9	2	0	1	1
GEORGIA	01/09/21	DNP-Inj																	
at LSU	01/13/21	DNP-Inj																	
at Alabama	01/16/21	DNP-Inj																	
AUBURN	01/20/21	DNP-Inj																	
at Vanderbilt	01/23/21	DNP-Inj																	
OLE MISS	01/27/21	DNP-Inj																	
at Oklahoma State	01/30/21	DNP-Inj																	
MISSISSIPPI STATE	02/02/21	DNP-Inj																	
at Kentucky	02/09/21	DNP-Inj																	
Totals		0	92	9	21	.429	5	12	.417	6	8	.750	0	10	10	0.9	16	1	11

PERSONAL BESTS

POINTS	Season: 15	vs Mississippi Valley State (11/25/20)
SEC: -		
FG MADE	Season: 5	vs Mississippi Valley State (11/25/20)
SEC: -		
FG ATTEMPTED	Season: 8	vs Mississippi Valley State (11/25/20)
SEC: -		
3-POINT FG MADE	Season: 3	vs Mississippi Valley State (11/25/20)
SEC: -		
3-PT FG ATTEMPTS	Season: 5	vs Mississippi Valley State (11/25/20)
SEC: -		
FT MADE	Season: 2 (2x)	last vs North Texas (11/28/20)
SEC: -		
FT ATTEMPTED	Season: 2 (3x)	last vs Southern (12/09/20)
SEC: -		
REBOUNDS	Season: 3	vs Mississippi Valley State (11/25/20)
SEC: 2	at Tennessee (01/06/21)	
ASSISTS	Season: 4	vs Lipscomb (12/05/20)
SEC: 1	at Tennessee (01/06/21)	
STEALS	Season: 1	vs Mississippi Valley State (11/25/20)
SEC: -		
BLOCKED SHOTS	Season: 1	vs Oral Roberts (12/20/20)
SEC: -		
MINUTES	Season: 20:36	vs Mississippi Valley State (11/25/20)
SEC: 4:52	at Tennessee (01/06/21)	

KHALEN ROBINSON CAREER STATISTICS

Year	GP	GS	Min	Avg	FG	FGA	Pct	3FG	3FGA	Pct	FT	FTA	Pct	Off	Def	Tot	Avg	PF	FO	Asst	TO	Blk	Stl	Pts	Avg
2020-21	11	0	92	8.4	9	21	.429	5	12	.417	6	8	.750	0	10	10	0.9	16	1	11	6	1	3	29	2.6

ABAYOMI "BAYBE" IYIOLA 22

R-Jr. / F | 6-9 | 230
Atlanta, Ga. | Stetson Univ.

@abosticall
baybe_iyiola

• Had knee (right) surgery in the summer ... Began practicing with the team on Dec. 26.

• Played two seasons at Stetson University, transferring to Arkansas for the 2019-20 season ... Originally from Nigeria but played all four years of high school at Greenforest Academy ... Led the Hatters in both scoring (10.8 avg.) and rebounding (7.6 avg.) in 2018-19 and was named to the 2018 ASUN All-Freshman team.

- Born: Jan. 20, 1998 in Ibadan, Nigeria
- Parents: Son of Lasisi and Alirat Iyiola
- Pronounced **ah-BAH-yum-Mee EE-EE-oh-la ... Goes by Baybe (pronounced Bay-bey)**
- In 2 yrs at Stetson, led the Hatters in scoring 10x and rebounding 38x
- Member of SAAC ... Had knee surgery in summer of 2020 and will be out until Jan. 2021

• 66 rebs to 400
• Led his team in Pts: 10
• Led his team in Rebs: 38
• CAREER: Double-figure Pts: 33
20-pt gms: 3
Double-figure Rebs: 14
Games with 3+ Blks: 3

DOUBLE-DOUBLES (12)

SOPHOMORE (8)			
11/11/18 • at Missouri State	14 pts	11 reb	
11/23/18 • VMI	^ 12 pts	13 reb	
11/26/18 • at Bethune-Cookman	^ 16 pts	10 reb	
12/05/18 • Western Illinois	22 pts	11 reb	
01/27/19 • Lipscomb	12 pts	10 reb	
02/02/19 • Kennesaw State	^ 15 pts	11 reb	
02/05/19 • at Liberty	^ 16 pts	12 reb	
02/26/19 • at North Florida	16 pts	13 reb	
^ - back-to-back games			

FRESHMAN (4)			
11/10/17 • Webber International	21 pts	13 reb	
01/13/18 • USC Upstate	12 pts	11 reb	
02/10/18 • at NJIT	12 pts	11 reb	
02/26/18 • at Lipscomb	18 pts	10 reb	

ABAYOMI IYIOLA 2020-21 GAME STATS

Opponent	Date	GS	Min	FG	FGA	Pct	3FG	3A	Pct	FT	FTA	Pct	O	D	Tot	Avg	PF	FO	A	TO	Blk	Stl	Pts	Avg
MISSISSIPPI VALLEY	11/25/20	DNP-Inj																						
NORTH TEXAS	1/28/20	DNP-Inj																						
UT ARLINGTON	12/02/20	DNP-Inj																						
LIPSCOMB	12/05/20	DNP-Inj																						
SOUTHERN U.	12/09/20	DNP-Inj																						
CENTRAL ARKANSAS	12/12/20	DNP-Inj																						
ORAL ROBERTS	12/20/20	DNP-Inj																						
ABILENE CHRISTIAN	12/22/20	DNP-Inj																						
at Auburn	12/30/20	DNP-Inj																						
MISSOURI	01/02/21	DNP-Inj																						
at Tennessee	01/06/21	DNP-Inj																						
GEORGIA	01/09/21	DNP-Inj																						
at LSU	01/13/21	DNP-Inj																						
at Alabama	01/16/21	DNP-Inj																						
AUBURN	01/20/21	DNP-Inj																						
at Vanderbilt	01/23/21	DNP-Inj																						
OLE MISS	01/27/21	DNP-Inj																						
at Oklahoma State	01/30/21	DNP-Inj																						
MISSISSIPPI STATE	02/02/21	DNP-Inj																						
at Kentucky	02/09/21	DNP-Inj																						
Totals	--																							

PERSONAL BESTS

POINTS

Season:
Career: 40 vs Florida Memorial (11/21/18)
SEC:

FG MADE

Season:
Career: 16 vs Florida Memorial (11/21/18)
SEC:

FG ATTEMPTED

Season:
Career: 23 at NC State (12/22/17)
SEC:

3-POINT FG MADE

Season:
Career: 5 (6x) last vs FGCU (03/01/19)
SEC:

3-PT FG ATTEMPTS

Season:
Career: 14 vs FGCU (03/01/19)
SEC:

FT MADE

Season:
Career: 6 (5x) last at North Florida (01/24/19)
SEC:

FT ATTEMPTED

Season:
Career: 9 vs Bethune-Cookman (11/30/17)
SEC:

REBOUNDS

Season:
Career: 14 vs Stetson (01/30/19)
SEC:

ASSISTS

Season:
Career: 10 at Kennesaw State (01/09/19)
SEC:

STEALS

Season:
Career: 5 (2x) at FGCU (02/02/19)
SEC:

BLOCKED SHOTS

Season:
Career: 3 (3x) last vs North Florida (02/20/19)
SEC:

MINUTES

Season:
Career: 46 vs Gardner-Webb (11/26/17)
SEC:

ABOYOMI IYIOLA CAREER STATISTICS

Year	GP	GS	Min	Avg	FG	FGA	Pct	3FG	3FGA	Pct	FT	FTA	Pct	Off	Def	Tot	Avg	PF	FO	Ast	TO	Blk	Stl	Pts	Avg
2017-18 (STET)	32	8	616	19.3	139	268	.519	0	3	.000	44	65	.677	77	122	199	6.2	97	3	5	35	21	16	322	10.1
2018-19 (STET)	31	31	709	22.9	135	279	.484	1	8	.125	63	86	.733	85	150	235	7.6	88	3	14	40	37	30	334	10.8
2019-20 - REDSHIRTED																									
2020-21 (ARK)																									
TOTAL	63	39	1325	21.0	274	547	.501	1	11	.091	107	151	.709	162	272	434	6.9	185	6	19	75	58	46	656	10.4



CONNOR VANOVER

R-So. | F | 7-3 | 247

Little Rock, Ark. | California

@Vanover_Connor

@cv_23

23

- Born: June 23, 1999 in Little Rock
- Parents: Chris and Robyn Vanover
- Mother played for UA women's basketball (1986-89) and led team in blocked shots 3x
- Has two older brothers, twins Brandon (7-0) and Justin (7-1)
- Rated the 44th-best "Sit-Out" Transfer in the Nation by ESPN.com

• Rated the 44th-best "Sit-Out" Transfer in the Nation by ESPN.com for the 2020-21 season.

• Played one season at Cal ... Averaged 12.8 points and 5.0 rebounds over his final 10 games ... Included in the 10-game span was a career-high 24 points versus Stanford and eight boards against Southern California ... Led the team with 35 blocked shots and shot 35.5 percent from 3-point range (27-of-76).

- Coach Musselman said his play at Auburn in the SEC opener was "his best overall game" ... Also praised for his effort in the win over Ole Miss
- Was just 6-of-6 at the free throw line through eight games but was 6-of-6 at the line in game nine alone (at Auburn).
- **Is perfect 19-of-19 at the line this season**
- Had six blocks vs North Texas — In Back-to-back games, had 5 vs Ole Miss & 5 at Ok State ... Added 3 vs Miss State and 2 at UK
- 3rd SEC / 35th NCAA in blocked shots (2.0) ... 19th in NCAA/2nd SEC in total blocked shots (40)
- On a per 40 minute basis, averages 16.4 pts • 12.0 rebounds • 4.3 blocks
- 10th in the SEC in defensive rebounds (4.45) and 20th in the SEC in overall rebounding (5.7).
- **Second (tied with Justin Smith) on the team with Plus-Minus of +199 AND has a team-best +19:17 per 40 minutes.**
- **Starting with SEC play, made just 4-of-21 (19%) from 3-point range ... LAST THREE GAMES: 4-of-12 (33.3%)**

2020-21 HIGHLIGHTS:

- Had a game-high 23 points — one shy of his career high — and tied a then career-high with eight rebounds ... Drained 4-of-5 from 3-point range and added three blocked shots ... 23 pts ties for 3rd-best production by a Razorback in his debut since 1980.
- Only scored six points, but had a **career-high 16 rebounds** and **tied his career-high with six blocked shots** ... Only Razorback on record to have as many as 16 rebounds and six blocked shots in a game ... Only SEC player to have 16 and 6 since in a game since Kentucky's Anthony Davis had 16 and 6 (ironically with just six points too) in the 2012 national championship game.
- Scored 12 points in just 12 minutes versus UT Arlington, making 5-of-6 shots, including 2-of-3 from 3-point range.
- Was just 2-of-8 from the field (all 3-pointers) versus Lipscomb but had a game-high nine rebounds with four blocked shots in just 15 minutes played.
- Only scored three points vs Southern (a 3-pointer) but had nine rebounds (all defensive) with three blocked shots and a **career-high three steals**.
- Had his second career double-digit rebound game with 10 versus Central Arkansas (nine defensive) ... Added nine points and two blocked shots.
- Pumped in 17 points, making 6-of-6 from the free throw line, at Auburn with five rebounds.
- Contributed 12 points and seven rebounds at Tennessee, making 5-of-9 FG and 1-of-3 3PT.
- In the win vs Ole Miss, only scored eight points, but effected the game in many ways ... Had a team-best seven rebounds (only had 10 in previous five games) and blocked five shots (only had five in his previous 10 games) ... **Played all 20 minutes of the second half** and 28:45 for the game (only played 40 total minutes his previous five games including 18 at Vandy).
- For the second straight game, had five blocked shots (all in the second half) at Oklahoma State.
- Led Arkansas with 13 points versus Mississippi State, adding eight rebounds, three blocked shots and two steals ... **Played all 20 minutes of the second half** with 11 points, six boards, both steals and all three blocked shots.
- Made four field goals and scored 12 points at Kentucky ... Sank 2-of-4 3-pointers and had two dunks ... Snapped an eight-game streak with no free throws by going 2-of-2 ... Recorded two blocked shots.

CONNOR VANOVER 2020-21 GAME STATS

Opponent	Date	GS	Min	FG	FGA	Pct	3FG	3A	Pct	FT	FTA	Pct	O	D	Tot	Avg	PF	FO	A	TO	Blk	Stl	Pts	Avg	
MISSISSIPPI VALLEY	11/25/20		19	8	11	.727	4	5	.800	3	3	1.000	3	5	8	8.0	0	0	0	0	3	0	23	23.0	
NORTH TEXAS	11/28/20	*	34	3	4	.750	0	1	.000	0	0	.000	2	14	16	12.0	2	0	2	2	6	0	6	14.5	
UT ARLINGTON	12/02/20	*	12	5	6	.833	2	3	.667	0	0	.000	1	1	2	8.7	1	0	0	0	2	1	12	13.7	
LIPSCOMB	12/05/20	*	15	2	8	.250	2	8	.250	0	0	.000	0	9	9	8.8	0	0	1	0	4	1	6	11.8	
SOUTHERN U.	12/09/20	*	20	1	4	.250	1	3	.333	0	0	.000	0	9	9	8.8	1	0	0	0	3	3	3	10.0	
CENTRAL ARKANSAS	12/12/20	*	27	4	8	.500	1	2	.500	0	0	.000	1	9	10	9.0	1	0	0	1	2	0	9	9.8	
ORAL ROBERTS	12/20/20	*	9	1	5	.200	1	3	.333	0	0	.000	1	2	3	8.1	0	0	0	0	0	0	3	8.9	
ABILENE CHRISTIAN	12/22/20	*	26	2	5	.400	0	2	.000	3	3	1.000	1	3	4	7.6	2	0	2	1	0	0	7	8.6	
at Auburn	12/30/20	*	26	5	11	.455	1	6	.167	6	6	1.000	3	2	5	7.3	3	0	0	0	1	1	17	9.6	
MISSOURI	01/02/21	*	20	0	11	.000	0	5	.000	4	4	1.000	2	5	7	7.3	3	0	2	0	2	2	4	9.0	
at Tennessee	01/06/21	*	27	5	9	.556	1	3	.333	1	1	1.000	2	5	7	7.3	4	0	0	0	1	0	12	9.3	
GEORGIA	01/09/21	*	3	0	0	.000	0	0	.000	0	0	.000	1	1	2	6.8	0	0	0	1	0	0	0	8.5	
at LSU	01/13/21	*	8	1	3	.333	1	2	.500	0	0	.000	1	1	2	6.5	1	0	0	0	0	0	3	8.1	
at Alabama	01/16/21	*	2	0	0	.000	0	0	.000	0	0	.000	0	0	0	6.0	0	0	0	0	0	0	0	7.5	
AUBURN	01/20/21	*	9	1	3	.333	0	1	.000	0	0	.000	0	3	3	5.8	0	0	0	0	0	0	2	7.1	
at Vanderbilt	01/23/21	*	18	2	3	.667	1	2	.500	0	0	.000	0	3	3	5.6	0	0	1	1	1	0	5	7.0	
OLE MISS	01/27/21	*	29	4	8	.500	0	2	.000	0	0	.000	2	5	7	5.7	3	0	1	1	5	0	8	7.1	
at Oklahoma State	01/30/21	*	26	4	9	.444	1	4	.250	0	0	.000	1	3	4	5.6	1	0	0	3	5	1	9	7.2	
MISSISSIPPI STATE	02/02/21	*	29	6	11	.545	1	4	.250	0	0	.000	3	5	8	5.7	4	0	2	3	3	2	13	7.5	
at Kentucky	02/09/21	*	17	4	7	.571	2	4	.500	2	2	1.000	0	4	4	5.7	2	0	0	0	2	0	12	7.7	
Totals			18	376	58	126	.460	19	60	.317	19	19	1.000	24	89	113	5.7	28	0	11	13	40	11	154	7.7

• Led his team in Pts:	3
• Led his team in Rebs:	7
• CAREER: Double-figure Pts:	13
Double-figure rebs:	2
20-pt gms:	2
Gms with a 3 PT FG:	25
Gms with 3+ 3PT FG:	2
Gms with 3+ Blks:	11

PERSONAL BESTS

POINTS

Season: 23	vs Mississippi Valley State (11/25/20)
Career: 24	at Stanford (03/07/19)
SEC: 17	at Auburn (12/30/20)

FG MADE

Season: 8	vs Mississippi Valley State (11/25/20)
Career: 9	at Stanford (03/07/19)
SEC: 6	vs Mississippi State (02/02/21)

FG ATTEMPTED

Season: 11 (4x)	last vs Mississippi State (02/02/21)
Career: 15	vs Washington (02/28/19)
SEC: 11 (3x)	last vs Mississippi State (02/02/21)

3-POINT FG MADE

Season: 4	vs Mississippi Valley State (11/25/20)
Career: 5	at Stanford (03/07/19)
SEC: 2	at Kentucky (02/09/21)

3-PT FG ATTEMPTS

Season: 8	vs Lipscomb (12/05/20)
Career: 8	vs Lipscomb (12/05/20)
SEC: 6	at Auburn (12/30/20)

FT MADE

Season: 6	at Auburn (12/30/20)
Career: 6	at Auburn (12/30/20)
SEC: 6	at Auburn (12/30/20)

FT ATTEMPTED

Season: 6	at Auburn (12/30/20)
Career: 6	at Auburn (12/30/20)
SEC: 6	at Auburn (12/30/20)

REBOUNDS

Season: 16	vs North Texas (11/28/20)
Career: 16	vs North Texas (11/28/20)
SEC: 8	vs Mississippi State (02/02/21)

ASSISTS

Season: 2 (4x)	last vs Mississippi State (02/02/21)
Career: 2 (5x)	last vs North Texas (11/28/20)
SEC: 2	vs Mississippi State (02/02/21)

STEALS

Season: 3	vs Southern (12/09/20)
Career: 3	vs Southern (12/19/20)
SEC: 2 (2x)	last vs Mississippi State (02/02/21)

BLOCKED SHOTS

Season: 6	vs North Texas (11/28/20)
Career: 6 (2x)	last vs North Texas (11/28/20)
SEC: 5	vs Ole Miss (01/27/21)

MINUTES

Season: 34:05	vs North Texas (11/28/20)
Career: 34:05	vs North Texas (11/28/20)
SEC: 28:45	at Auburn (12/30/20)

CONNOR VANOVER CAREER STATISTICS

Year	GP	GS	Min	Avg	FG	FGA	Pct	3FG	3FGA	Pct	FT	FTA	Pct	Off	Def	Tot	Avg	PF	FO	Ast	TO	Blk	Stl	Pts	Avg
2018-19 (CAL)	28	15	491	17.5	83	177	.469	27	76	.355	16	24	.667	21	62	83	3.0	38	2	5	18	35	7	209	7.5
2019-20 - REDSHIRTED																									
2020-21 (ARK)	20	18	376	18.8	58	126	.460	19	60	.317	19	19	1.000	24	89	113	5.7	28	0	11	13	40	11	154	7.7
TOTAL	48	33	867	18.1	141	303	.465	46	136	.338	35	43	.814	45	151	196	4.1	66	2	16	31	75	18	363	7.6



ETHAN HENDERSON

Jr. | F | 6-8 | 210

Little Rock, Ark. | Parkview Magnet HS

- Has been productive in his limited playing time.
- On a per 40-minute basis, averages 10.2 rebounds and 3.6 blocked shots.
- Of his five field goals made, three are dunks.

2020-21 HIGHLIGHTS:

- Had a productive 1531 minutes played at Alabama with four rebounds and a season-high three blocked shots.

24

@kvng44

@kvng44

- Born: Feb. 14, 2000 in Little Rock
- Parents: Eric and Eileen Henderson
- His ultimate pick-up game would be his team (with Kobe, LeBron, Shaq & Kyrie) vs. Stephen, Magic, Stockton, The Admiral & Kareem.
- If he could play with any former Razorback it would be Scottie Thurman.

- Led the Razorbacks in Rebs:2
- Double-figure Pts:1

ETHAN HENDERSON 2020-21 GAME STATS

Opponent	Date	GS	Min	FG	FGA	Pct	3FG	3A	Pct	FT	FTA	Pct	O	D	Tot	Avg	PF	FO	A	TO	Blk	Stl	Pts	Avg
MISSISSIPPI VALLEY	11/25/20	7	1	1	1.000		0	0	.000	0	0	.000	2	1	3	3.0	1	0	0	0	1	0	2	2.0
NORTH TEXAS	1/28/20	DNP																						
UT ARLINGTON	12/02/20	DNP																						
LIPSCOMB	12/05/20	14	2	3	.667		0	0	.000	0	0	.000	1	3	4	3.5	1	0	0	0	1	0	4	3.0
SOUTHERN U.	12/09/20	5	0	0	.000		0	0	.000	0	0	.000	1	1	2	3.0	0	0	0	0	0	0	0	2.0
CENTRAL ARKANSAS	12/12/20	DNP																						
ORAL ROBERTS	12/20/20	DNP																						
ABILENE CHRISTIAN	12/22/20	DNP																						
at Auburn	12/30/20	1	0	0	.000		0	0	.000	0	0	.000	0	0	0	2.3	1	0	0	0	0	0	0	1.5
MISSOURI	01/02/21	3	0	0	.000		0	0	.000	1	2	.500	0	0	0	1.8	0	0	0	0	0	0	1	1.4
at Tennessee	01/06/21	3	0	0	.000		0	0	.000	0	0	.000	0	0	0	1.5	0	0	0	1	0	0	0	1.2
GEORGIA	01/09/21	2	1	1	1.000		0	0	.000	0	0	.000	1	0	1	1.4	0	0	0	0	0	0	2	1.3
at LSU	01/13/21	3	0	0	.000		0	0	.000	0	0	.000	0	0	0	1.3	1	0	0	0	0	0	0	1.1
at Alabama	01/16/21	15	1	2	.500		0	0	.000	0	0	.000	2	2	4	1.6	1	0	0	1	3	0	2	1.2
AUBURN	01/20/21	2	0	0	.000		0	0	.000	0	0	.000	0	0	0	1.4	1	0	0	0	0	0	0	1.1
at Vanderbilt	01/23/21	DNP																						
OLE MISS	01/27/21	DNP																						
at Oklahoma State	01/30/21	DNP																						
MISSISSIPPI STATE	02/02/21	0	0	0	.000		0	0	.000	0	0	.000	0	0	0	1.3	0	0	0	0	0	0	0	1.0
at Kentucky	02/09/21	DNP																						
Totals		0	55	5	7	.714	0	0	.000	1	2	.500	7	7	14	1.3	6	0	0	2	5	0	11	1.0

ETHAN HENDERSON CAREER STATISTICS

Year	GP	GS	Min	Avg	FG	FGA	Pct	3FG	3FGA	Pct	FT	FTA	Pct	Off	Def	Tot	Avg	PF	FO	Ast	TO	Blk	Stl	Pts	Avg
2018-19	12	0	51	4.3	5	10	.500	0	0	.000	1	3	.333	3	9	12	1.0	6	0	1	3	2	3	11	0.9
2019-20	20	6	184	9.2	12	21	.571	0	0	.000	7	17	.412	16	30	46	2.3	32	1	4	2	16	4	31	1.6
2020-21	11	0	55	5.0	5	7	.714	0	0	.000	1	2	.500	7	7	14	1.3	6	0	0	2	5	0	11	1.0
TOTAL	43	6	290	6.7	22	38	.579	0	0	.000	9	22	.409	26	46	72	1.7	44	1	5	7	23	7	53	1.2

PERSONAL BESTS

POINTS

Season: 4 vs Lipscomb (12/05/20)
Career: 10 vs LSU (03/04/20)
SEC: 10 vs LSU (03/04/20)

FG MADE

Season: 2 vs Lipscomb (12/05/20)
Career: 3 (3x) last vs LSU (03/04/20)
SEC: 3 (2x) last vs LSU (03/04/20)

FG ATTEMPTED

Season: 3 vs Lipscomb (12/05/20)
Career: 6 at Providence (03/19/19)
SEC: 4 at Florida (02/18/20)

3-POINT FG MADE

Career: ---

3-PT FG ATTEMPTS

Career: ---

FT MADE

Season: 1 vs Missouri (01/02/21)
Career: 4 vs LSU (03/04/20)
SEC: 4 vs LSU (03/04/20)

FT ATTEMPTED

Season: 3 vs Missouri (01/02/21)
Career: 9 vs LSU (03/04/20)
SEC: 9 vs LSU (03/04/20)

REBOUNDS

Season: 4 (2x) last at Alabama (01/16/21)
Career: 9 vs Tennessee (02/26/20)
SEC: 9 vs Tennessee (02/26/20)

ASSISTS

Season: -
Career: 2 at Texas A&M (03/07/20)
SEC: 2 at Texas A&M (03/07/20)

STEALS

Season: -
Career: 2 at Tennessee (01/15/19)
SEC: 2 at Tennessee (01/15/19)

BLOCKED SHOTS

Season: 3 at Alabama (01/16/21)
Career: 4 at Texas A&M (03/07/20)
SEC: 4 at Texas A&M (03/07/20)

MINUTES

Season: 15:31 at Alabama (01/16/21)
Career: 29:53 vs Tennessee (02/26/20)
SEC: 29:53 vs Tennessee (02/26/20)

ARKANSAS RAZORBACKS

2020-21 COMBINED REPORT

RECORD:	OVERALL	HOME	AWAY	NEUTRAL
ALL GAMES	15-5	12-1	3-4	0-0
CONFERENCE	7-4	4-1	3-3	0-0
NON-CONFERENCE	8-1	8-0	0-1	0-0

#	Player	GP	GS	Min	Avg	• TOTAL •			• 3-PTS •			• REBOUNDS •				PF		FO		A TO Blk Stl					Pts Avg	
						FG	FGA	Pct	3FG	FGA	Pct	FT	FTA	Pct	Off											
5	Moses Moody	20	20	644	32.2	107	238	.450	35	94	.372	77	95	.811	44	70	114	5.7	45	0	31	29	10	21	326	16.3
1	JD Notae	20	1	449	22.5	85	224	.379	36	110	.327	65	83	.783	11	52	63	3.2	32	1	39	40	8	24	271	13.6
0	Justin Smith	16	16	446	27.9	76	157	.484	3	16	.188	23	40	.575	50	54	104	6.5	32	0	24	26	7	14	178	11.1
11	Jalen Tate	20	20	581	29.1	84	167	.503	18	49	.367	31	46	.674	22	51	73	3.7	55	2	88	58	6	29	217	10.9
3	Desi Sills	20	15	484	24.2	70	154	.455	20	61	.328	43	62	.694	18	47	65	3.3	39	0	36	22	6	26	203	10.2
23	Connor Vanover	20	18	376	18.8	58	126	.460	19	60	.317	19	19	1.000	24	89	113	5.7	28	0	11	13	40	11	154	7.7
4	Davonte Davis	18	5	332	18.4	52	107	.486	2	5	.400	12	18	.667	21	42	63	3.5	37	0	27	24	2	21	118	6.6
2	Vance Jackson Jr.	20	3	273	13.7	31	85	.365	20	56	.357	8	14	.571	10	42	52	2.6	17	0	16	12	2	8	90	4.5
10	Jaylin Williams	18	2	254	14.1	19	37	.514	5	16	.313	13	16	.813	20	55	75	4.2	33	1	12	18	13	10	56	3.1
12	Khalen Robinson	11	0	92	8.4	9	21	.429	5	12	.417	6	8	.750	0	10	10	0.9	16	1	11	6	1	3	29	2.6
24	Ethan Henderson	11	0	55	5.0	5	7	.714	0	0	.000	1	2	.500	7	7	14	1.3	6	0	0	2	5	0	11	1.0
33	Bryson Morehead	3	0	2	0.7	0	1	.000	0	1	.000	0	0	.000	0	0	0	0.0	0	0	0	0	0	0	0	0.0
14	Brandon Kimble	4	0	5	1.3	0	0	.000	0	0	.000	0	0	.000	0	1	1	0.3	0	0	0	1	0	0	0	0.0
13	Emeka Obukwelu	4	0	7	1.8	0	1	.000	0	1	.000	0	0	.000	0	1	1	0.3	0	0	1	0	0	0	0	0.0
TEAM.....																										
The Razorbacks....		20				596	1325	.450	163	481	.339	298	403	.739	257	560	817	40.8	340	5	296	257	100	167	1653	82.7
Opponents.....		20				498	1198	.416	142	448	.317	260	379	.686	188	520	708	35.4	364	8	237	308	75	133	1398	69.9

Team Statistics	ARK	OPP
SCORING	1653	1398
Points per game	82.7	69.9
Scoring margin	+12.8	-
FIELD GOALS-ATT	596-1325	498-1198
Field goal pct	.450	.416
3 POINT FG-ATT	163-481	142-448
3-point FG pct	.339	.317
3-pt FG made per game	8.2	7.1
FREE THROWS-ATT	298-403	260-379
Free throw pct	.739	.686
F-Throws made per game	14.9	13.0
REBOUNDS	817	708
Rebounds per game	40.8	35.4
Rebounding margin	+5.5	-
ASSISTS	296	237
Assists per game	14.8	11.9
TURNOVERS	257	308
Turnovers per game	12.9	15.4
Turnover margin	+2.6	-
Assist/turnover ratio	1.2	0.8
STEALS	167	133
Steals per game	8.4	6.7
BLOCKS	100	75
Blocks per game	5.0	3.8
ATTENDANCE	55222	17118
Home games-Avg/Game	13-4248	7-2445
Neutral site-Avg/Game	-	0-0

SCORE BY PERIODS:	1st	2nd	OT	Total
Arkansas	770	883	-	1653
Opponents	675	723	-	1398

Date	Opponent	Result	Score	Attend
11/25/20	MISSISSIPPI VALLEY	W	142-62	# 4400
11/28/20	NORTH TEXAS	W	69-54	# 4400
12/02/20	UT ARLINGTON	W	72-60	# 4400
12/05/20	LIPSCOMB	W	86-50	4266
12/09/20	SOUTHERN U.	W	79-44	3256
12/12/20	CENTRAL ARKANSAS	W	100-75	4189
12/20/20	ORAL ROBERTS	W	87-76	4201
12/22/20	ABILENE CHRISTIAN	W	85-72	4110
* 12/30/20	at Auburn	W	97-85	1824
* 01/02/21	MISSOURI	L	68-81	# 4400
* 01/06/21	at Tennessee	L	74-79	4191
* 01/09/21	GEORGIA	W	99-69	# 4400
* 01/13/21	at LSU	L	76-92	2540
* 01/16/21	at Alabama	L	59-90	2055
* 01/20/21	AUBURN	W	75-73	# 4400
* 01/23/21	at Vanderbilt	W	92-71	83
* 01/27/21	OLE MISS	W	74-59	# 4400
% 01/30/21	at Oklahoma State	L	77-81	3350
* 02/02/21	MISSISSIPPI STATE	W	61-45	# 4400
* 02/09/21	at Kentucky	W	81-80	3075

* = SEC game % = SEC/Big 12 Challenge
 ^ = SEC Tournament (Nashville, Tenn.)
 # - Sellout

FALL ACADEMIC HONORS

AD's Honor Roll (3.50-3.99)

Justin Smith
Moses Moody

Departmental Honor Roll (3.00-3.49)

Brandon Kimble
Davonte Davis
Desi Sills
Emeka Obukwelu
Jaylin Williams
Khalen Robinson

ARKANSAS RAZORBACKS

2020-21 SEASON RESULTS & LEADERS

RECORD:	OVERALL	HOME	AWAY	NEUTRAL
ALL GAMES	15-5	12-1	3-4	0-0
CONFERENCE	7-4	4-1	3-3	0-0
NON-CONFERENCE	8-1	8-0	0-1	0-0

DATE	TIME (CT)	OPPONENT	TV	R E S U L T	ATTEND	RECORD	(SEC)	HIGH POINTS	HIGH REBOUNDS
11/25/20	6:30 pm	MISSISSIPPI VALLEY	SEC Network Plus	W 142-62	# 4400	1-0	--	(23)Connor Vanover	(10)Jaylin Williams
11/28/20	6:30 pm	NORTH TEXAS	SEC Network Plus	W 69-54	# 4400	2-0	--	(18)Justin Smith	(16)Connor Vanover
12/02/20	8:00 pm	UT ARLINGTON	SEC Network	W 72-60	# 4400	3-0	--	(24)Moses Moody	(9)Moses Moody (9)Justin Smith
12/05/20	4:00 pm	LIPSCOMB	SEC Network	W 86-50	4266	4-0	--	(18)Moses Moody	(9)Connor Vanover
12/09/20	7:00 pm	+ SOUTHERN U.	SEC Network Plus	W 79-44	3256	5-0	--	(14)Davonte Davis	(9)Connor Vanover
12/12/20	7:00 pm	CENTRAL ARKANSAS	SEC Network Alternate	W 100-75	4189	6-0	--	(22)JD Notae	(10)Connor Vanover
12/20/20	1:00 pm	ORAL ROBERTS	SEC Network	W 87-76	4201	7-0	--	(22)Justin Smith	(17)Justin Smith
12/22/20	4:00 pm	ABILENE CHRISTIAN	SEC Network	W 85-72	4110	8-0	--	(21)Moses Moody	(10)Justin Smith
12/30/20	6:00 pm	* at Auburn	ESPN2	W 97-85	1824	9-0	1-0	(23)Desi Sills	(6)Desi Sills (6)Moses Moody
01/02/21	11:00 am	* #12/12 MISSOURI	CBS	68-81 L	# 4400	9-1	1-1	(19)JD Notae	(10)Moses Moody
01/06/21	7:00 pm	* at #9/8 Tennessee	ESPN2	74-79 L	4191	9-2	1-2	(19)JD Notae	(9)Vance Jackson Jr.
01/09/21	2:30 pm	* GEORGIA	SEC Network	W 99-69	# 4400	10-2	2-2	(25)Moses Moody	(9)Jaylin Williams
01/13/21	6:00 pm	* at LSU	ESPN2	76-92 L	2540	10-3	2-3	(22)JD Notae	(10)Jaylin Williams
01/16/21	2:30 pm	* at Alabama	SEC Network	59-90 L	2055	10-4	2-4	(28)Moses Moody	(9)Moses Moody
01/20/21	8:00 pm	* AUBURN	SEC Network	W 75-73	# 4400	11-4	3-4	(22)Desi Sills	(7)Jaylin Williams
01/23/21	12:00 pm	* at Vanderbilt	SEC Network	W 92-71	83	12-4	4-4	(26)Moses Moody	(8)Moses Moody
01/27/21	7:30 pm	* OLE MISS	SEC Network	W 74-59	# 4400	13-4	5-4	(19)JD Notae	(7)Connor Vanover
01/30/21	3:00 pm	% at Oklahoma State	ESPN2	77-81 L	3350	13-5	--	(18)Justin Smith	(7)Justin Smith
02/02/21	8:00 pm	* MISSISSIPPI STATE	SEC Network	W 61-45	# 4400	14-5	6-4	(13)Moses Moody (13)Connor Vanover	(10)Justin Smith
02/09/21	7:00 pm	* at Kentucky	ESPN	W 81-80	3075	15-5	7-4	(15)Jalen Tate	(7)Moses Moody (7)Jaylin Williams

Home Games in CAPS | * - Southeastern Conference game | % - Big 12/SEC Challenge | ^ - SEC Tournament (Nashville, Tenn. - Bridgestone Arena)
 + - game was added after Tulsa game (Dec. 10) was canceled due to Tulsa's COVID-19 protocols
 # - sellout due COVID-19 protocols, arena has limited capacity requirements

ATTENDANCE SUMMARY	GAMES	TOTALS	AVG/GAME
HOME	13	55222	4248
AWAY	7	17118	2445
NEUTRAL	0	0	0
TOTAL	20	72340	3617

ARKANSAS RAZORBACKS

2020-21 SEASON STATISTICS • ALL GAMES

RECORD:	OVERALL	HOME	AWAY	NEUTRAL
ALL GAMES	15-5	12-1	3-4	0-0
CONFERENCE	7-4	4-1	3-3	0-0
NON-CONFERENCE	8-1	8-0	0-1	0-0

##	Player	GP	GS	Min	Avg	• TOTAL •			• 3-PTS •			• REBOUNDS •			PF	FO	A	TO	Blk	St	Pts	Avg
						FG	FGA	Pct	3FG	FGA	Pct	FT	FTA	Pct								
5	Moses Moody	20	20	644	32.2	107	238	.450	35	94	.372	77	95	.811	44	70	114	5.7	45	0	326	16.3
1	JD Notae	20	1	449	22.5	85	224	.379	36	110	.327	65	83	.783	11	52	63	3.2	32	1	271	13.6
0	Justin Smith	16	16	446	27.9	76	157	.484	3	16	.188	23	40	.575	50	54	104	6.5	32	0	178	11.1
11	Jalen Tate	20	20	581	29.1	84	167	.503	18	49	.367	31	46	.674	22	51	73	3.7	55	2	217	10.9
3	Desi Sills	20	15	484	24.2	70	154	.455	20	61	.328	43	62	.694	18	47	65	3.3	39	0	203	10.2
23	Connor Vanover	20	18	376	18.8	58	126	.460	19	60	.317	19	19	1.000	24	89	113	5.7	28	0	154	7.7
4	Davonte Davis	18	5	332	18.4	52	107	.486	2	5	.400	12	18	.667	21	42	63	3.5	37	0	118	6.6
2	Vance Jackson Jr.	20	3	273	13.7	31	85	.365	20	56	.357	8	14	.571	10	42	52	2.6	17	0	90	4.5
10	Jaylin Williams	18	2	254	14.1	19	37	.514	5	16	.313	13	16	.813	20	55	75	4.2	33	1	56	3.1
12	Khalen Robinson	11	0	92	8.4	9	21	.429	5	12	.417	6	8	.750	0	10	10	0.9	16	1	29	2.6
24	Ethan Henderson	11	0	55	5.0	5	7	.714	0	0	.000	1	2	.500	7	7	14	1.3	6	0	11	1.0
33	Bryson Morehead	3	0	2	0.7	0	1	.000	0	1	.000	0	0	.000	0	0	0	0.0	0	0	0	0.0
14	Brandon Kimble	4	0	5	1.3	0	0	.000	0	0	.000	0	0	.000	0	1	1	0.3	0	0	0	0.0
13	Emeka Obukwelu	4	0	7	1.8	0	1	.000	0	1	.000	0	0	.000	0	1	1	0.3	0	0	0	0.0
TEAM.....															30	39	69	3.5	0	6	0	
Arkansas.....		20				596	1325	.450	163	481	.339	298	403	.739	257	560	817	40.8	340	5	296	82.7
Opponents.....		20				498	1198	.416	142	448	.317	260	379	.686	188	520	708	35.4	364	8	1398	69.9

SCORE BY PERIODS:	1st	2nd	Total
Arkansas	770	883	1653
Opponents	675	723	1398

DEADBALL REBOUNDS:	OFF	DEF	TOTAL
Arkansas	47	14	61
Opponents	57	10	67

ARKANSAS RAZORBACKS

2020-21 STATISTICS • SEC GAMES ONLY

RECORD:	OVERALL	HOME	AWAY
SEC ONLY	7-4	4-1	3-3

##	Player	GP	GS	Min	Avg	• TOTAL •			• 3-PTS •			• REBOUNDS •			PF	FO	A	TO	Blk	St	Pts	Avg
						FG	FGA	Pct	3FG	FGA	Pct	FT	FTA	Pct								
5	Moses Moody	11	11	377	34.3	56	141	.397	19	55	.345	43	51	.843	25	40	65	5.9	32	0	174	15.8
1	JD Notae	11	1	246	22.4	43	120	.358	18	51	.353	40	50	.800	5	27	32	2.9	14	0	144	13.1
11	Jalen Tate	11	11	348	31.6	51	99	.515	11	31	.355	22	32	.688	7	29	36	3.3	34	2	135	12.3
0	Justin Smith	7	7	182	26.0	27	52	.519	1	3	.333	5	10	.500	16	21	37	5.3	13	0	60	8.6
3	Desi Sills	11	6	258	23.5	31	80	.388	8	30	.267	24	34	.706	8	22	30	2.7	23	0	94	8.5
4	Davonte Davis	11	5	240	21.8	37	77	.481	1	3	.333	8	14	.571	13	30	43	3.9	24	0	83	7.5
23	Connor Vanover	11	10	188	17.1	28	66	.424	7	29	.241	13	13	1.000	14	34	48	4.4	20	0	76	6.9
2	Vance Jackson Jr.	11	2	144	13.1	16	44	.364	11	27	.407	3	7	.429	4	24	28	2.5	8	0	46	4.2
10	Jaylin Williams	11	2	178	16.2	14	25	.560	2	8	.250	9	10	.900	13	33	46	4.2	26	1	39	3.5
24	Ethan Henderson	8	0	29	3.6	2	3	.667	0	0	.000	1	2	.500	3	2	5	0.6	4	0	5	0.6
14	Brandon Kimble	1	0	1	1.0	0	0	.000	0	0	.000	0	0	.000	0	0	0	0.0	0	0	0	0.0
13	Emeka Obukwelu	1	0	0	0.0	0	0	.000	0	0	.000	0	0	.000	0	0	0	0.0	0	0	0	0.0
12	Khalen Robinson	3	0	9	3.0	0	0	.000	0	0	.000	0	0	.000	0	2	2	0.7	4	0	0	0.0
33	Bryson Morehead	1	0	0	0.0	0	0	.000	0	0	.000	0	0	.000	0	0	0	0.0	0	0	0	0.0
TEAM.....															20	20	40	3.6	0	5	0	
Razorbacks.....		11				305	707	.431	78	237	.329	168	223	.753	128	284	412	37.5	202	3	856	77.8
Opponents.....		11				287	640	.448	85	246	.346	165	241	.685	104	298	402	36.5	204	4	824	74.9

SCORE BY PERIODS:	1st	2nd	Total
Arkansas	387	469	856
Opponents	397	427	824

DEADBALL REBOUNDS:	OFF	DEF	TOTAL
Arkansas	26	5	31
Opponents	36	5	41

2020-21 RAZORBACK GAME-BY-GAME STATISTICS

				• TOTAL •			• 3-PTRS •						• REBOUNDS •											
Opponent	Date	Score	W/L	FG	FGA	Pct	3FG	FGA	Pct	FT	FTA	Pct	Off	Def	Tot	Avg	PF	A	TO	Blk	Stl	Pts	Avg	
MISSISSIPPI VALLEY	11/25/20	142-62	W	48	86	.558	20	40	.500	26	33	.788	20	38	58	58.0	12	26	7	4	11	142	142.0	
NORTH TEXAS	11/28/20	69-54	W	23	55	.418	6	22	.273	17	26	.654	12	28	40	49.0	14	10	16	8	9	69	105.5	
UT ARLINGTON	12/02/20	72-60	W	25	62	.403	7	21	.333	15	19	.789	17	26	43	47.0	16	12	11	4	8	72	94.3	
LIPSCOMB	12/05/20	86-50	W	33	66	.500	11	34	.324	9	12	.750	10	44	54	48.8	21	17	12	7	4	86	92.2	
SOUTHERN U.	12/09/20	79-44	W	30	67	.448	11	33	.333	8	17	.471	13	33	46	48.2	10	16	12	8	8	79	89.6	
CENTRAL ARKANSAS	12/12/20	100-75	W	40	76	.526	12	30	.400	8	9	.889	7	28	35	46.0	15	26	8	8	10	100	91.3	
ORAL ROBERTS	12/20/20	87-76	W	32	77	.416	4	24	.167	19	27	.704	24	34	58	47.7	18	14	15	7	8	87	90.7	
ABILENE CHRISTIAN	12/22/20	85-72	W	26	59	.441	9	25	.360	24	30	.800	14	25	39	46.6	18	15	13	5	6	85	90.0	
at Auburn	12/30/20	97-85	W	32	65	.492	9	28	.321	24	31	.774	13	21	34	45.2	16	13	10	4	13	97	90.8	
MISSOURI	01/02/21	68-81	L	19	71	.268	7	28	.250	23	34	.676	16	20	36	44.3	26	7	9	5	13	68	88.5	
at Tennessee	01/06/21	74-79	L	29	55	.527	8	20	.400	8	10	.800	6	31	37	43.6	22	12	20	2	2	74	87.2	
GEORGIA	01/09/21	99-69	W	36	69	.522	12	21	.571	15	18	.833	11	29	40	43.3	18	24	14	1	7	99	88.2	
at LSU	01/13/21	76-92	L	26	76	.342	8	31	.258	16	20	.800	17	22	39	43.0	20	8	15	2	10	76	87.2	
at Alabama	01/16/21	59-90	L	21	63	.333	4	17	.235	13	18	.722	10	26	36	42.5	15	8	18	5	9	59	85.2	
AUBURN	01/20/21	75-73	W	30	65	.462	4	15	.267	11	15	.733	13	23	36	42.1	20	16	16	5	8	75	84.5	
at Vanderbilt	01/23/21	92-71	W	36	63	.571	8	19	.421	12	19	.632	11	28	39	41.9	15	22	11	5	9	92	85.0	
OLE MISS	01/27/21	74-59	W	26	54	.481	7	17	.412	15	21	.714	11	26	37	41.6	16	12	12	6	6	74	84.4	
at Oklahoma State	01/30/21	77-81	L	34	70	.486	5	15	.333	4	7	.571	12	20	32	41.1	14	13	15	5	8	77	83.9	
MISSISSIPPI STATE	02/02/21	61-45	W	23	64	.359	2	17	.118	13	14	.929	15	30	45	41.3	15	13	17	6	10	61	82.7	
at Kentucky	02/09/21	81-80	W	27	62	.435	9	24	.375	18	23	.783	5	28	33	40.8	19	12	6	3	8	81	82.7	
Arkansas		1653		596	1325	.450	163	481	.339	298	403	.739	257	560	817	40.8	340	296	257	100	167	1653	82.7	
Opponents		1398		498	1198	.416	142	448	.317	260	379	.686	188	520	708	35.4	364	237	308	75	133	1398	69.9	

Games played: 20

Points/game: 82.7

FG Pct: 45.0

3FG Pct: 33.9

FT Pct: 73.9

Rebounds/game: 40.8

Assists/game: 14.8

Turnovers/game: 12.9

Assist/turnover ratio: 1.2

Steals/game: 8.4

Blocks/game: 5.0

2020-21 OPPONENT GAME-BY-GAME STATISTICS

				• TOTAL •			• 3-PTRS •						• REBOUNDS •										
Opponent	Date	Score	W/L	FG	FGA	Pct	3FG	FGA	Pct	FT	FTA	Pct	Off	Def	Tot	Avg	PF	A	TO	Blk	Stl	Pts	Avg
MISSISSIPPI VALLEY	11/25/20	142-62	W	23	72	.319	13	39	.333	3	6	.500	11	22	33	33.0	26	12	21	6	3	62	62.0
NORTH TEXAS	11/28/20	69-54	W	21	58	.362	2	13	.154	10	13	.769	10	26	36	34.5	17	10	16	2	5	54	58.0
UT ARLINGTON	12/02/20	72-60	W	21	54	.389	7	19	.368	11	16	.688	10	20	30	33.0	18	7	13	3	7	60	58.7
LIPSCOMB	12/05/20	86-50	W	15	59	.254	5	21	.238	15	27	.556	8	24	32	32.8	11	9	7	0	7	50	56.5
SOUTHERN U.	12/09/20	79-44	W	18	63	.286	1	13	.077	7	10	.700	10	29	39	34.0	21	5	15	0	6	44	54.0
CENTRAL ARKANSAS	12/12/20	100-75	W	28	66	.424	9	26	.346	10	12	.833	8	29	37	34.5	12	14	14	1	5	75	57.5
ORAL ROBERTS	12/20/20	87-76	W	25	64	.391	8	29	.276	18	24	.750	7	25	32	34.1	22	11	13	7	10	76	60.1
ABILENE CHRISTIAN	12/22/20	85-72	W	29	61	.475	5	22	.227	9	15	.600	8	20	28	33.4	19	13	12	4	3	72	61.6
at Auburn	12/30/20	97-85	W	28	54	.519	15	29	.517	14	24	.583	11	23	34	33.4	20	18	19	5	6	85	64.2
MISSOURI	01/02/21	68-81	L	24	51	.471	5	19	.263	28	39	.718	10	41	51	35.2	29	14	21	1	3	81	65.9
at Tennessee	01/06/21	74-79	L	27	60	.450	5	18	.278	20	26	.769	6	22	28	34.5	12	13	5	9	10	79	67.1
GEORGIA	01/09/21	99-69	W	27	63	.429	5	19	.263	10	13	.769	7	23	30	34.2	19	11	21	0	5	69	67.2
at LSU	01/13/21	76-92	L	34	65	.523	7	19	.368	17	24	.708	14	34	48	35.2	20	10	19	3	7	92	69.2
at Alabama	01/16/21	59-90	L	31	64	.484	15	36	.417	13	17	.765	9	34	43	35.8	16	18	14	4	12	90	70.6
AUBURN	01/20/21	75-73	W	25	58	.431	7	23	.304	16	24	.667	11	23	34	35.7	18	10	17	9	7	73	70.8
at Vanderbilt	01/23/21	92-71	W	26	58	.448	6	22	.273	13	19	.684	8	21	29	35.2	15	11	16	2	9	71	70.8
OLE MISS	01/27/21	74-59	W	25	57	.439	1	16	.063	8	12	.667	8	21	29	34.9	19	9	9	6	8	59	70.1
at Oklahoma State	01/30/21	77-81	L	31	61	.508	7	20	.350	12	15	.800	12	27	39	35.1	14	14	19	7	10	81	70.7
MISSISSIPPI STATE	02/02/21	61-45	W	15	49	.306	5	19	.263	10	18	.556	8	26	34	35.1	18	10	26	4	9	45	69.4
at Kentucky	02/09/21	81-80	W	25	61	.410	14	26	.538	16	25	.640	12	30	42	35.4	18	18	11	2	1	80	69.9
Opponents		1398		498	1198	.416	142	448	.317	260	379	.686	188	520	708	35.4	364	237	308	75	133	1398	69.9
Arkansas		1653		596	1325	.450	163	481	.339	298	403	.739	257	560	817	40.8	340	296	257	100	167	1653	82.7

Games played: 20

Points/game: 69.9

FG Pct: 41.6

3FG Pct: 31.7

FT Pct: 68.6

Rebounds/game: 35.4

Assists/game: 11.9

Turnovers/game: 15.4

Assist/turnover ratio: 0.8

Steals/game: 6.7

Blocks/game: 3.8

ARKANSAS RAZORBACKS

2020-21 GAME-BY-GAME POINTS-ASSISTS-REBOUNDS

				0	1	2	3	4	5	10	11	12	13	14	22	23	24	33
Opponent	Date	Score	WL	Smith	Notae	Jackson	Sills	Davis	Moody	Williams	Tate	Robinson	Obukwelu	Kimble	Iyola	Vanover	Henderson	Morehead
MVSU	11/25/20	142-62	W	13-4-2	13-5-7	15-7-0	19-2-2	5-3-2	16-3-2	9-10-1	12-5-6	15-2-3	0-1-1	0-1-0	DNP-Inj	23-8-0	2-3-0	0-0-0
UNT	11/28/20	69-54	W	18-6-1	16-6-3	0-0-0	14-3-1	DNP	11-2-1	DNP	2-4-2	2-0-0	DNP	DNP	DNP-Inj	6-16-2	DNP	DNP
UTA	12/02/20	72-60	W	11-9-2	5-2-1	0-5-1	3-3-2	DNP	24-9-1	0-3-0	14-6-4	3-0-1	DNP	DNP	DNP-Inj	12-2-0	DNP	DNP
LIPS	12/05/20	86-50	W	9-6-0	12-4-1	10-3-1	6-4-2	4-3-1	18-8-3	6-7-1	6-4-3	5-2-4	0-0-0	0-0-0	DNP-Inj	6-9-1	4-4-0	DNP
SU	12/09/20	79-44	W	11-4-2	12-2-0	3-2-2	11-3-5	14-7-2	12-5-2	0-2-0	12-4-2	1-2-1	0-0-0	0-0-0	DNP-Inj	3-9-0	0-2-0	0-0-0
UCA	12/12/20	100-75	W	12-4-1	22-2-6	6-0-1	17-3-4	0-1-0	15-7-3	2-2-0	17-1-11	0-0-0	DNP	DNP	DNP-Inj	9-10-0	DNP	DNP
ORU	12/20/20	87-76	W	22-17-0	15-5-3	5-4-2	16-10-2	0-1-2	18-7-1	DNP	8-6-4	0-1-0	DNP	DNP	DNP-Inj	3-3-0	DNP	DNP
ACU	12/22/20	85-72	W	4-10-0	19-2-1	5-3-2	18-3-2	0-1-0	21-4-2	0-1-0	8-7-5	3-1-1	DNP	DNP	DNP-Inj	7-4-2	DNP	DNP
at AUB	12/30/20	97-85	W	4-4-1	21-3-2	0-2-1	23-6-2	4-1-1	16-6-1	0-2-1	12-3-4	0-0-0	DNP	DNP	DNP-Inj	17-5-0	0-0-0	DNP
MIZZOU	01/02/21	68-81	L	DNP-Inj	19-3-1	0-0-0	6-4-2	4-4-0	18-10-1	8-3-0	8-1-1	0-0-0	DNP	DNP	DNP-Inj	4-7-2	1-0-0	DNP
at UT	01/06/21	74-79	L	DNP-Inj	19-4-3	14-9-1	0-2-0	2-0-0	6-2-1	6-2-0	15-5-6	0-2-1	DNP	DNP	DNP-Inj	12-7-0	0-0-0	DNP
UGA	01/09/21	99-69	W	DNP-Inj	12-0-0	15-2-2	8-5-2	20-7-6	25-4-2	2-9-2	15-4-10	DNP-Inj	0-0-0	0-0-0	DNP-Inj	0-2-0	2-1-0	0-0-0
at LSU	01/13/21	76-92	L	DNP-Inj	22-5-1	2-7-1	14-4-0	4-3-2	18-6-2	7-10-1	6-1-1	DNP-Inj	DNP	DNP	DNP-Inj	3-2-0	0-0-0	DNP
at BAMA	01/16/21	59-90	L	5-1-1	5-1-0	1-2-0	3-2-1	5-6-1	28-9-1	0-2-1	10-4-3	DNP-Inj	DNP	DNP	DNP-Inj	0-0-0	2-4-0	DNP
AUB	01/20/21	75-73	W	10-5-2	2-1-0	3-0-1	22-3-2	10-4-2	5-5-2	7-7-2	14-4-5	DNP-Inj	DNP	DNP	DNP-Inj	2-3-0	0-0-0	DNP
at VANDY	01/23/21	92-71	W	12-7-2	5-5-2	6-3-1	7-3-4	6-2-1	26-8-2	0-1-1	25-5-8	DNP-Inj	DNP	DNP	DNP-Inj	5-3-1	DNP	DNP
OM	01/27/21	74-59	W	10-6-2	19-5-2	0-0-0	9-0-0	14-6-1	5-1-2	0-3-1	9-2-3	DNP-Inj	DNP	—	DNP-Inj	8-7-1	DNP	DNP
at OSU	01/30/21	77-81	L	18-7-4	13-3-2	0-0-0	5-4-2	12-4-1	17-4-1	0-4-1	3-0-2	DNP-Inj	DNP	—	DNP-Inj	9-4-0	DNP	DNP
MSU	02/02/21	61-45	W	10-10-1	9-3-2	0-0-0	0-1-0	10-8-2	13-7-1	0-0-0	6-3-5	DNP-Inj	DNP	—	DNP-Inj	13-8-2	0-0-0	DNP
at UK	02/09/21	81-80	W	9-4-3	11-2-2	5-3-0	2-0-1	4-2-3	14-7-0	9-7-0	15-4-3	DNP-Inj	DNP	—	DNP-Inj	12-4-0	DNP	DNP

ARKANSAS RAZORBACKS

2020-21 STARTING LINEUPS

Date	Opponent						1st SUB(S)	Outcome	RECORD BY LINEUP:						RECORD BY STARTER		
Nov. 25	Miss Valley St	Tate	Sills	Moody	Smith	Jackson	Notae / Williams	W, 142-62	Tate	Sills	Moody	Smith	Jackson	1-0	Tate	20	15-5
Nov. 28	North Texas	Tate	Sills	Moody	Smith	Vanover	Robinson	W, 69-54	Tate	Sills	Moody	Smith	Vanover	10-1	Moody	20	15-5
Dec. 2	UT Arlington	Tate	Sills	Moody	Smith	Vanover	Jackson	W, 72-60	Tate	Sills	Moody	Davis	Vanover	0-1	Vanover	18	14-4
Dec. 5	Lipscomb	Tate	Sills	Moody	Smith	Vanover	Williams	W, 86-50	Tate	Sills	Moody	Williams	Vanover	0-1	Smith	16	14-2
Dec. 9	Southern	Tate	Sills	Moody	Smith	Vanover	Notae	W, 79-44	Tate	Davis	Moody	Jackson	Vanover	2-0	Sills	15	11-4
Dec. 12	Central Arkansas	Tate	Sills	Moody	Smith	Vanover	Notae	W, 100-75	Tate	Sills	Moody	Smith	Williams	0-1	Davis	4	3-1
Dec. 20	Oral Roberts	Tate	Sills	Moody	Smith	Vanover	Notae	W, 87-76	Tate	Notae	Moody	Smith	Vanover	1-0	Jackson	3	2-1
Dec. 22	Abilene Christian	Tate	Sills	Moody	Smith	Vanover	Notae	W, 85-72	Tate	Davis	Moody	Smith	Vanover	2-0	Williams	2	0-2
Dec. 30	at Auburn	Tate	Sills	Moody	Smith	Vanover	Notae	W, 97-85							Notae	1	1-0
Jan. 2	Missouri	Tate	Sills	Moody	Davis	Vanover	Notae / Williams	L, 68-81									
Jan. 6	at Tennessee	Tate	Sills	Moody	Williams	Vanover	Jackson	L, 74-79									
Jan. 9	Georgia	Tate	Davis	Moody	Jackson	Vanover	Williams	W, 99-69									
Jan. 13	at LSU	Tate	Davis	Moody	Jackson	Vanover	Sills	L, 76-92									
Jan. 16	at Alabama	Tate	Sills	Moody	Smith	Williams	Jackson	L, 59-90									
Jan. 20	Auburn	Tate	Notae	Moody	Smith	Vanover	Davis	W, 75-73									
Jan. 23	at Vanderbilt	Tate	Sills	Moody	Smith	Vanover	Williams / Davis	W, 92-71									
Jan. 27	Ole Miss	Tate	Sills	Moody	Smith	Vanover	Davis / Williams	W, 74-59									
Jan. 30	at Oklahoma St.	Tate	Sills	Moody	Smith	Vanover	Davis	L, 77-81									
Feb. 2	Mississippi State	Tate	Davis	Moody	Smith	Vanover	Sills	W, 61-45									
Feb. 9	at Kentucky	Tate	Davis	Moody	Smith	Vanover	Sills	W, 81-80									

RECORD BY 1ST SUB (including ties)			
Notae	7	6-1	
Williams	6	5-1	
Davis	4	3-1	
Sills	3	2-1	
Jackson	3	1-2	
Robinson	1	1-0	

ARKANSAS RAZORBACKS

2020-21 SPECIALTY STATS (ARKANSAS/OPPONENT)

Opponent	Pts in Paint	Pts Off TO	2nd Chance	Fast Break	Bench	Ties	Lead Chng	Ark Largest Lead	Best Ark Run	Opp Largest Lead	Best Opp Run	Ark Led	Opp Led	Gm Tied
MISS VALLEY ST	56 / 16	43 / 5	32 / 9	24 / 15	67 / 17	0	2	80 2:08 2nd	28-0	1 19:20 1st	8-0	37:56	1:54	0:10
NORTH TEXAS	26 / 34	20 / 11	14 / 4	14 / 12	18 / 18	3	0	20 16:11 2nd	10-0	- - -	9-0	36:51	-	3:09
UT ARLINGTON	28 / 14	20 / 10	21 / 6	11 / 4	8 / 18	4	2	21 13:05 2nd	13-0	3 17:25 1st	6-0	35:30	2:27	2:03
LIPSCOMB	38 / 16	7 / 7	20 / 10	18 / 4	41 / 24	0	0	42 6:30 2nd	12-0	- - -	9-0	39:47	--	0:13
SOUTHERN	32 / 26	21 / 11	21 / 6	16 / 8	30 / 19	0	0	35 0:18 2nd	17-0	- - -	6-0	39:40	--	0:20
CENTRAL ARK.	54 / 32	13 / 11	6 / 10	24 / 19	30 / 29	1	1	26 1:30 2nd	12-0	10 11:35 1st	7-0	27:18	11:20	1:22
ORAL ROBERTS	56 / 22	19 / 21	22 / 6	15 / 11	20 / 15	2	6	11 0:37 2nd	10-0	12 19:43 2nd	8-0	17:17	20:20	2:23
ABILENE CHRISTIAN	24 / 40	10 / 10	15 / 9	11 / 8	27 / 35	0	1	22 3:33 1st	11-0	1 19:30 1st	6-0	39:16	0:14	--
at Auburn	36 / 20	27 / 11	16 / 14	22 / 20	25 / 29	2	2	12 0:01 2nd	10-0	1 16:00 1st	8-0	38:33	0:19	1:08
MISSOURI	22 / 34	15 / 9	11 / 9	13 / 9	28 / 10	3	2	2 9:16 1st	8-0	18 3:24 2nd	6-0	0:14	38:10	1:36
at Tennessee	36 / 36	4 / 19	2 / 6	8 / 9	35 / 22	5	5	7 9:23 1st	7-0	8 3:56 2nd	7-0	24:35	11:27	3:58
GEORGIA	34 / 38	25 / 8	9 / 6	29 / 18	24 / 18	3	7	35 6:00 2nd	12-0	5 18:33 1st	8-0	34:40	3:56	1:24
at LSU	34 / 48	18 / 18	21 / 25	14 / 12	43 / 10	1	1	4 18:53 1st	12-0	31 6:10 1st	18-0	2:49	36:34	0:37
at Alabama	30 / 28	6 / 16	11 / 12	8 / 20	13 / 38	1	1	2 19:42 1st	7-0	36 10:25 2nd	14-0	0:44	38:41	0:35
AUBURN	48 / 32	20 / 21	12 / 12	15 / 12	42 / 18	4	5	8 2:40 2nd	8-0	19 4:17 1st	9-0	10:47	25:17	3:56
at Vanderbilt	48 / 34	18 / 14	16 / 9	13 / 6	17 / 26	0	0	21 0:10 2nd	9-0	- - -	7-0	39:06	--	0:56
OLE MISS	34 / 24	15 / 15	14 / 11	10 / 8	33 / 11	3	2	20 10:06 2nd	9-0	4 15:54 1st	7-0	34:24	1:45	3:51
at Oklahoma St.	46 / 42	22 / 20	12 / 13	13 / 24	25 / 28	13	6	5 8:08 2nd	8-0	8 16:03 1st	8-0	5:38	25:46	8:32
MISSISSIPPI ST	34 / 12	25 / 4	14 / 8	16 / 4	9 / 19	2	2	19 1:06 2nd	12-0	13 9:09 1st	14-0	22:30	12:46	4:44
at Kentucky	32 / 20	12 / 4	6 / 11	15 / 11	27 / 19	6	13	12 6:11 2nd	11-0	6 16:19 1st	8-0	22:34	15:19	2:07

RED INDICATES
LARGEST LEADS
IN LOSS

RED INDICATES
LARGEST DEFICITS
IN A WIN

DEFLECTIONS (Arkansas career Only)

Player	18-19	19-20	20-21	Career
Davis	-	-	82	82
Henderson	7	30	9	46
Iyiola	-	-	-	-
Jackson	-	-	23	23
Moody	-	-	86	86
Notae	-	-	60	60
Robinson	-	-	4	4
Sills	60	82	88	230
Smith	-	-	60	60
Tate	-	-	75	75
Vanover	-	-	73	73
Williams	-	-	54	54

CHARGES DRAWN (Arkansas career Only)

Player	18-19	19-20	20-21	Career
Davis	-	-	1	1
Henderson	0	1	0	1
Iyiola	-	-	-	-
Jackson	-	-	2	2
Moody	-	-	4	4
Notae	-	-	2	2
Robinson	-	-	2	2
Sills	3	5	4	12
Smith	-	-	1	1
Tate	-	-	8	8
Vanover	-	-	0	0
Williams	-	-	11	11

DUNKS (Arkansas career Only)

Player	18-19	19-20	20-21	Career
Davis	-	-	0	0
Henderson	2	7	3	12
Iyiola	-	-	-	-
Jackson	-	-	1	1
Moody	-	-	9	9
Notae	-	-	1	1
Robinson	-	-	0	0
Sills	1	2	4	7
Smith	-	-	18	18
Tate	-	-	4	4
Vanover	-	-	16	16
Williams	-	-	1	1

MOST IN A GAME 2020-21:

14 **Smith** (UNT)

11 **Moody** (UGA)

10 **Vanover** (UNT • SOU) — **Sills** (UTA • UCA)

Davis (@AUB • UGA) — **Moody** (MSU) — **Tate** (MSU)

9 **Sills** (MVSU • @AUB) — **Davis** (MIZ • @ LSU)

Williams (AUB) — **Tate** (AUB • @ VAN) — **Vanover** (LIP)

ARKANSAS RAZORBACKS

2020-21 GAME HIGHS IN...

Opponent	DATE	SCORE	RESULT	POINTS	REBOUNDS	ASSISTS	STEALS	BLOCKED SHOTS
MISSISSIPPI VALLEY	11/25/20	142-62	W	23-Connor Vanover	10-Jaylin Williams	7-JD Notae	3-Desi Sills Moses Moody Justin Smith	3-Connor Vanover
NORTH TEXAS	11/28/20	69-54	W	18-Justin Smith	16-Connor Vanover	3-JD Notae	3-Justin Smith Moses Moody	6-Connor Vanover
UT ARLINGTON	12/02/20	72-60	W	24-Moses Moody	9-Justin Smith Moses Moody	4-Jalen Tate	4-Desi Sills	2-Connor Vanover
LIPSCOMB	12/05/20	86-50	W	18-Moses Moody	9-Connor Vanover	4-Khalen Robinson	1-Connor Vanover Khalen Robinson Moses Moody Davonte Davis	4-Connor Vanover
SOUTHERN U.	12/09/20	79-44	W	14-Davonte Davis	9-Connor Vanover	5-Desi Sills	3-Connor Vanover	3-Connor Vanover
CENTRAL ARKANSAS	12/12/20	100-75	W	22-JD Notae	10-Connor Vanover	11-Jalen Tate	3-JD Notae Desi Sills	2-Justin Smith Connor Vanover
ORAL ROBERTS	12/20/20	87-76	W	22-Justin Smith	17-Justin Smith	4-Jalen Tate	2-Justin Smith	3-JD Notae
ABILENE CHRISTIAN	12/22/20	85-72	W	21-Moses Moody	10-Justin Smith	5-Jalen Tate	2-Desi Sills	2-Vance Jackson Jr. Moses Moody
at Auburn	12/30/20	97-85	W	23-Desi Sills	6-Moses Moody Desi Sills	4-Jalen Tate	4-JD Notae	2-JD Notae
MISSOURI	01/02/21	68-81	L	19-JD Notae	10-Moses Moody	2-Desi Sills Connor Vanover	3-Davonte Davis Desi Sills	2-Jaylin Williams Connor Vanover
at Tennessee	01/06/21	74-79	L	19-JD Notae	9-Vance Jackson Jr.	6-Jalen Tate	1-Jalen Tate Davonte Davis	1-Connor Vanover Jaylin Williams
GEORGIA	01/09/21	99-69	W	25-Moses Moody	9-Jaylin Williams	10-Jalen Tate	2-Davonte Davis Jalen Tate	1-Jaylin Williams
at LSU	01/13/21	76-92	L	22-JD Notae	10-Jaylin Williams	2-Davonte Davis Moses Moody	3-JD Notae	1-Davonte Davis Jaylin Williams
at Alabama	01/16/21	59-90	L	28-Moses Moody	9-Moses Moody	3-Jalen Tate	3-Vance Jackson Jr.	3-Ethan Henderson
AUBURN	01/20/21	75-73	W	22-Desi Sills	7-Jaylin Williams	5-Jalen Tate	4-Jalen Tate	2-Jaylin Williams
at Vanderbilt	01/23/21	92-71	W	26-Moses Moody	8-Moses Moody	8-Jalen Tate	4-Jalen Tate	1-Davonte Davis Connor Vanover Justin Smith Moses Moody Jalen Tate
OLE MISS	01/27/21	74-59	W	19-JD Notae	7-Connor Vanover	3-Jalen Tate	2-Davonte Davis Jalen Tate	5-Connor Vanover
at Oklahoma State	01/30/21	77-81	L	18-Justin Smith	7-Justin Smith	4-Justin Smith	3-Davonte Davis	5-Connor Vanover
MISSISSIPPI STATE	02/02/21	61-45	W	13-Connor Vanover Moses Moody	10-Justin Smith	5-Jalen Tate	3-Jalen Tate	3-Connor Vanover
at Kentucky	02/09/21	81-80	W	15-Jalen Tate	7-Jaylin Williams Moses Moody	3-Davonte Davis Justin Smith Jalen Tate	2-Davonte Davis Justin Smith	2-Connor Vanover

LED TEAM IN POINTS (including ties)	
Moody	7
Notae	5
Smith	3
Sills	2
Vanover	2
Tate	1
Davis	1

LED TEAM IN REBS (including ties)	
Moody	6
Vanover	5
Smith	5
Williams	5
Jackson	1
Sills	1

LED TEAM IN ASSISTS (including ties)	
Tate	13
Notae	2
Sills	2
Smith	2
Davis	2
Vanover	1
Robinson	1
Moody	1

LED TEAM IN STEALS (including ties)	
Davis	7
Sills	6
Tate	6
Moody	3
Smith	3
Notae	3
Vanover	2
Smith	1
Jackson	1
Robinson	1

LED TEAM IN BLKS (including ties)	
Vanover	13
Williams	5
Notae	2
Smith	2
Moody	2
Davis	2
Tate	1
Jackson	1
Henderson	1

GAME 1			62	Mississippi Valley State	30	32	62	142	
	ESPN+ NETWORK			ARKANSAS	61	81	142		
				Nov. 26, 2020 • Fayetteville, Ark. • Bud Walton Arena					

Mississippi Valley 62 • 0-1

#	Player	Total		3-Ptr		Rebounds			PF	TP	A	TO	Blk	Stl	Min
		FG-FGA	FG-FGA	FT-FTA	FT-FTA	Off	Def	Tot							
13	Ronald Williams	f	0-1	0-0	0-0	1	3	4	5	0	0	2	0	0	11
00	Treylen Smith	g	3-9	1-3	0-0	1	1	2	4	7	1	3	2	0	15
02	Kam'Ron Cunningham	g	5-17	3-9	0-2	1	1	2	1	13	2	5	0	0	37
03	Caleb Hunter	g	3-9	3-5	1-2	2	1	3	4	10	1	2	1	0	28
11	Terry Collins	g	6-18	3-12	0-0	1	1	2	2	15	3	6	1	2	36
01	Alexander Perry		2-7	1-4	2-2	1	4	5	2	7	3	1	1	0	26
10	Devin Gordon		4-9	2-6	0-0	2	2	4	4	10	0	1	0	0	23
21	Quoiron Walden		0-1	0-0	0-0	1	1	2	1	0	1	0	1	1	9
23	Donalson Fanord		0-1	0-0	0-0	1	4	5	3	0	1	1	0	0	15
Team						0	4	4							
Totals			23-72	13-39	3-6	11	22	33	26	62	12	21	6	3	200
FG % 1st Half:		11-38	28.9%	2nd half:	12-34	35.3%	Game:	23-72	31.9%	Deadball Rebounds 1					
3FG % 1st Half:		8-22	36.4%	2nd half:	5-17	29.4%	Game:	13-39	33.3%						
FT % 1st Half:		0-1	0.0%	2nd half:	3-5	60.0%	Game:	3-6	50.0%						

Arkansas 142 • 1-0

#	Player	Total		3-Ptr		Rebounds			PF	TP	A	TO	Blk	Stl	Min
		FG-FGA	FG-FGA	FT-FTA	FT-FTA	Off	Def	Tot							
00	Justin Smith	f	6-9	0-0	1-3	3	1	4	0	13	2	0	0	3	20
02	Vance Jackson Jr.	f	5-9	4-6	1-1	2	5	7	0	15	0	1	0	0	15
11	Jalen Tate	f	4-7	2-3	2-3	1	4	5	3	12	6	2	0	1	17
03	Desi Sills	g	8-10	2-3	1-1	1	1	2	0	19	2	0	0	3	19
05	Moses Moody	g	3-12	1-6	9-10	2	1	3	3	16	2	0	0	3	24
01	JD Notae	g	3-7	2-5	5-8	2	3	5	4	13	7	1	0	0	24
04	Davonte Davis		2-5	0-1	1-1	1	2	3	1	5	2	1	0	0	12
10	Jaylin Williams		3-5	2-4	1-1	2	8	10	0	9	1	1	0	0	20
12	Khalen Robinson		5-8	3-5	2-2	0	2	2	0	15	3	1	0	1	18
13	Emeka Obukwelu		0-1	0-1	0-0	0	1	1	0	0	1	0	0	0	3
14	Brandon Kimble		0-0	0-0	0-0	0	1	1	0	0	0	0	0	0	1
23	Connor Vanover		8-11	4-5	3-3	3	5	8	0	23	0	0	3	0	19
24	Ethan Henderson		1-1	0-0	0-0	2	1	3	1	2	0	0	1	0	7
33	Bryson Morehead		0-1	0-1	0-0	0	0	0	0	0	0	0	0	0	1
Team						1	3	4							
Totals			48-86	20-40	26-33	20	38	58	12	142	26	7	4	11	200
FG % 1st Half:		22-39	56.4%	2nd half:	26-47	55.3%	Game:	48-86	55.8%	Deadball Rebounds 3.2					
3FG % 1st Half:		12-19	63.2%	2nd half:	8-21	38.1%	Game:	20-40	50.0%						
FT % 1st Half:		5-10	50.0%	2nd half:	21-23	91.3%	Game:	26-33	78.8%						

Officials: Michael Swaboda, Matt Jarman, K.B. Burdette Jr.
Technical fouls: Mississippi Valley-None. Arkansas-None.
Attendance: 4400

Score by periods	1st	2nd	Total
Mississippi Valley	30	32	62
Arkansas	61	81	142

Last FG - MVSU 2nd-01:37, ARK 2nd-01:03.
Largest lead - MVSU by 1 1st-19:20, ARK by 80 2nd-02:08.
MVSU led for 01:54. ARK led for 37:56. Game was tied for 00:10.

GAME 3						60		Mississippi Valley State 33 27 60		72			
						ARKANSAS		44 28 72					
Dec. 2, 2020 • Fayetteville, Ark. • Bud Walton Arena													

UT Arlington 60 • 1-3

#	Player	Total		3-Ptr		Rebounds			PF	TP	A	TO	Blk	Stl	Min
		FG-FGA	FG-FGA	FT-FTA	FT-FTA	Off	Def	Tot							
10	Fredelin De La Cruz	f	5-8	1-1	0-1	4	2	6	1	11	0	2	1	1	14
23	Patrick Mwamba	f	0-4	0-2	0-0	1	3	4	2	0	0	0	1	1	16
04	David Azore	g	2-4	1-1	0-0	0	1	1	3	5	0	1	0	1	16
13	Shahada Wells	g	6-11	3-4	2-4	1	2	3	2	17	3	3	0	1	28
20	Nicolas Elame	g	4-14	0-1	1-2	0	0	0	1	9	3	2	0	1	33
01	Sam Griffin		2-5	0-2	4-4	0	2	2	0	8	0	1	0	1	18
02	Jordan Phillips		1-1	1-1	0-0	0	0	0	2	3	1	1	0	0	11
03	Carson Bischoff		1-4	1-4	0-0	0	2	2	1	3	0	0	0	0	12
05	Brandyn Talbot		0-2	0-2	0-1	0	1	1	1	0	0	0	0	0	9
12	Lazaro Rojas		0-0	0-0	2-2	0	1	1	2	2	0	0	0	0	8
14	Davis Steelman		0-0	0-0	0-0	1	2	3	1	0	0	0	0	0	7
21	Tre Jones		0-0	0-0	0-0	0	1	1	1	0	0	1	1	0	11
35	McKade Marquis		0-0	0-0	0-0	0	0	0	0	0	0	0	0	0	1
33	Grayson Carter		0-1	0-1	2-2	2	0	2	1	2	0	1	0	0	16
Team						1	3	4							
Totals			21-54	7-19	11-16	10	20	30	18	60	7	13	3	7	200
FG % 1st Half:		12-31	38.7%	2nd half:	9-23	39.1%	Game:	21-54	38.9%	Deadball Rebounds 2.1					
3FG % 1st Half:		3-9	33.3%	2nd half:	4-10	40.0%	Game:	7-19	36.8%						
FT % 1st Half:		6-9	66.7%	2nd half:	5-7	71.4%	Game:	11-16	68.8%						

Arkansas 72 • 3-0

#	Player	Total		3-Ptr		Rebounds			PF	TP	A	TO	Blk	Stl	Min
		FG-FGA	FG-FGA	FT-FTA	FT-FTA	Off	Def	Tot							
00	Justin Smith	f	4-15	0-2	3-4	6	3	9	3	11	2	2	0	1	35
11	Jalen Tate	f	6-12	1-3	1-1	3	3	6	2	14	4	1	1	1	33
23	Connor Vanover	f	5-6	2-3	0-0	1	1	2	1	12	0	0	2	1	12
03	Desi Sills	g	1-6	0-3	1-2	1	2	3	2	3	2	1	0	4	31
05	Moses Moody	g	7-12	2-3	8-10	3	6	9	3	24	1	2	0	0	32
01	JD Notae		1-5	1-3	2-2	0	2	2	0	5	1	1	0	0	12
02	Vance Jackson Jr.		0-5	0-3	0-0	1	4	5	0	0	1	3	0	0	20
10	Jaylin Williams		0-0	0-0	0-0	1	2	3	0	0	0	1	1	1	12
12	Khalen Robinson		1-1	1-1	0-0	0	0	0	5	3	1	0	0	0	13
Team						1	3	4							
Totals			25-62	7-21	15-19	17	26	43	16	72	12	11	4	8	200
FG % 1st Half:		15-32	46.9%	2nd half:	10-30	33.3%	Game:	25-62	40.3%	Deadball Rebounds 3					
3FG % 1st Half:		6-14	42.9%	2nd half:	1-7	14.3%	Game:	7-21	33.3%						
FT % 1st Half:		8-10	80.0%	2nd half:	7-9	77.8%	Game:	15-19	78.9%						

Officials: Hunter Allen, Brian O'Connell, Don Dailly
Technical fouls: UT Arlington-TEAM. Arkansas-None.
Attendance: 4400

Score by periods	1st	2nd	Total
UT Arlington	33	27	60
Arkansas	44	28	72

Last FG - UTA 2nd-00:18, ARK 2nd-00:39.
Largest lead - UTA by 3 1st-17:25, ARK by 21 2nd-13:05.
UTA led for 02:27. ARK led for 35:30. Game was tied for 02:03.

GAME 2			54	North Texas	27	27	54	69	
				ARKANSAS	38	31	69		
Nov. 28, 2020 • Fayetteville, Ark. • Bud Walton Arena									

North Texas 54 • 1-1

#	Player		Total		3-Ptr		Rebounds			PF	TP	A	TO	Blk	Stl	Min
			FG-FGA	FG-FGA	FT-FTA	Off	Def	Tot								
13	Thomas Bell	f	4-8	0-1	0-0	0	3	3	2	8	1	3	0	0	17	
24	Zachary Simmons	f	5-10	1-1	0-0	1	6	7	3	10	2	3	1	0	28	
00	James Reese	g	2-12	1-5	0-0	2	3	5	0	5	1	1	0	0	33	
01	Mardrez McBride	g	2-6	0-2	4-4	1	6	7	1	8	1	2	1	0	30	
03	Javion Hamlet	g	1-4	0-0	3-4	1	2	3	3	5	4	2	0	1	30	
04	Jalen Jackson		3-6	0-1	0-0	0	2	2	0	6	1	1	0	0	16	
11	JJ Murray		0-0	0-0	0-0	0	0	0	0	0	0	0	0	0	1	
15	Rubin Jones		0-3	0-2	0-2	2	0	2	4	0	0	3	0	1	22	
22	Larry Wise		0-2	0-0	0-0	1	1	2	2	0	0	1	0	0	8	
34	Terence Lewis II		4-7	1-1	3-3	2	2	4	2	12	0	0	0	3	15	
	Team					0	1	1								
Totals			21-58	2-13	10-13	10	26	36	17	54	10	16	2	5	200	
FG % 1st Half: 11-30			36.7%	2nd half: 10-28	35.7%	Game: 21-58			36.2%	Deadball Rebounds 2						
3FG % 1st Half: 1-6			16.7%	2nd half: 1-7	14.3%	Game: 2-13			15.4%							
FT % 1st Half: 4-4			100.0%	2nd half: 6-9	66.7%	Game: 10-13			76.9%							

GAME 5		44 SOUTHERN ARKANSAS		20 24 44 79		Dec. 9, 2020 • Fayetteville, Ark. • Bud Walton Arena			

Southern U. 44 • 0-3

#	Player	Total		3-Ptr		Rebounds			PF	TP	A	TO	Blk	Stl	Min
		FG-FGA	FG-FGA	FT-FTA	FT-FTA	Off	Def	Tot							
40	Damiree Burns	f	4-11	0-1	0-0	2	3	5	1	8	0	1	0	0	21
35	Kirk Parker	c	0-4	0-0	0-0	2	2	4	0	0	0	1	0	0	12
01	Ahsante Shivers	g	0-9	0-5	0-0	1	3	4	1	0	0	1	0	2	39
05	Jayden Saddler	g	4-8	1-1	0-0	1	5	6	2	9	1	4	0	1	31
20	Lamarcus Lee	g	4-9	0-4	0-0	1	2	3	1	8	0	2	0	1	27
00	Terrell Williams		0-0	0-0	0-0	0	1	1	0	0	0	0	0	0	7
02	Harrison Henderson		0-1	0-0	0-0	0	1	1	1	0	0	0	0	0	4
04	Isalah Rollins		0-0	0-0	0-0	0	0	0	0	0	1	1	0	0	4
10	Delor Johnson		2-5	0-0	4-4	0	2	2	0	8	0	0	0	1	13
11	DeSean Woods		0-2	0-0	0-0	0	1	1	5	0	2	2	0	0	9
13	Micha Bradford		0-1	0-0	0-0	0	0	0	2	0	0	0	0	0	2
22	Andre Allen		3-5	0-0	1-2	1	2	3	4	7	0	1	0	1	12
23	James Edwards		0-0	0-0	0-0	0	1	1	1	0	0	1	0	0	2
24	Andre Toure		0-2	0-0	0-0	0	0	0	1	0	1	0	0	0	5
25	Samkelo Cele		0-3	0-0	0-0	0	4	4	0	0	0	0	0	0	13
32	Jamarcus Jones		1-3	0-0	2-4	0	0	0	2	4	0	0	0	0	9
Team						2	2	4			1				
Totals			18-63	1-13	7-10	10	29	39	21	44	5	15	0	6	200
FG % 1st Half:		9-33	27.3%	2nd half:	9-30	30.0%	Game:		18-63	28.6%	Deadball				
3FG % 1st Half:		1-8	12.5%	2nd half:	0-5	0.0%	Game:		1-13	7.7%	Rebounds				
FT % 1st Half:		1-2	50.0%	2nd half:	6-8	75.0%	Game:		7-10	70.0%	3				

Arkansas 79 • 5-0

#	Player	Total		3-Ptr		Rebounds			PF	TP	A	TO	Blk	Stl	Min
		FG-FGA	FG-FGA	FT-FTA	FT-FTA	Off	Def	Tot							
00	Justin Smith	f	4-9	0-1	3-6	3	1	4	1	11	2	2	1	0	27
11	Jalen Tate	f	5-9	1-4	1-2	0	4	4	1	12	2	2	0	2	25
23	Connor Vanover	f	1-4	1-3	0-0	0	9	9	1	3	0	0	3	3	20
03	Desi Sills	g	4-7	3-5	0-1	0	3	3	0	11	5	0	1	1	21
05	Moses Moody	g	5-10	2-4	0-0	3	2	5	1	12	2	2	1	0	26
01	JD Notae	g	5-11	2-8	0-1	0	2	2	1	12	0	0	0	1	15
02	Vance Jackson Jr.		1-4	1-4	0-0	2	0	2	2	3	2	1	0	0	14
04	Davonte Davis		5-8	1-1	3-3	3	4	7	1	14	2	1	0	0	16
10	Jaylin Williams		0-1	0-1	0-2	0	2	2	1	0	0	1	2	0	13
12	Khalen Robinson		0-4	0-2	0-2	0	2	2	1	1	2	0	0	1	14
13	Emeka Obukwelu		0-0	0-0	0-0	0	0	0	0	0	0	0	0	0	1
14	Brandon Kimble		0-0	0-0	0-0	0	0	0	0	0	0	1	0	0	2
24	Ethan Henderson		0-0	0-0	0-0	1	1	2	0	0	0	0	0	0	5
33	Bryson Morehead		0-0	0-0	0-0	0	0	0	0	0	0	0	0	0	1
Team						1	3	4							
Totals			30-67	11-33	8-17	13	33	46	10	79	16	12	8	8	200
FG % 1st Half:		17-36	47.2%	2nd half:	13-31	41.9%	Game:		30-67	44.8%	Deadball				
3FG % 1st Half:		4-16	25.0%	2nd half:	7-17	41.2%	Game:		11-33	33.3%	Rebounds				
FT % 1st Half:		4-7	57.1%	2nd half:	4-10	40.0%	Game:		8-17	47.1%	4.2				

Officials: Errol Lewis,Randy Heimerman,Jason Baker

Technical fouls: Southern U.-None. Arkansas-None.

Attendance: 3256

Score by periods	1st	2nd	Total
Southern U.	20	24	44
Arkansas	42	37	79

Points	In	Off	2nd	Fast	Bench
SU	Paint	T/O	Chance	Break	
ARK	26	11	6	8	19
	32	22	22	16	30

Last FG - SU 2nd-04:03, ARK 2nd-00:18.

Largest lead - SU None, ARK by 35 2nd-00:18.

SU led for 00:00. ARK led for 39:40. Game was tied for 00:20.

GAME 7		76 Oral Roberts ARKANSAS		40 36 76 87		Dec. 12, 2020 • Fayetteville, Ark. • Bud Walton Arena			

Oral Roberts 76 • 3-5

#	Player	Total		3-Ptr		Rebounds			PF	TP	A	TO	Blk	Stl	Min
		FG-FGA	FG-FGA	FT-FTA	FT-FTA	Off	Def	Tot							
00	Kevin Obanor	f	7-12	0-1	7-8	2	8	10	2	21	0	2	1	1	36
22	Francis LaCris	f	0-4	0-2	2-3	2	1	3	3	2	0	1	2	1	19
02	Kareem Thompson	g	5-14	3-6	0-0	2	4	6	2	13	3	2	1	0	34
03	Max Abmas	g	4-11	1-6	2-3	0	0	0	4	11	4	2	0	3	33
10	RJ Glasper	g	5-13	1-6	3-4	0	4	4	4	14	2	2	0	0	33
11	Carlos JÃrgens		0-2	0-1	4-6	0	1	1	2	4	1	2	0	3	18
14	DeShang Weaver		4-7	3-6	0-0	0	5	5	5	11	1	1	3	1	24
23	Sheldon Stevens		0-1	0-1	0-0	0	0	0	0	0	0	0	0	1	3
Team						1	2	3			1				
Totals			25-64	8-29	18-24	7	25	32	22	76	11	13	7	10	200
FG % 1st Half:		14-35	40.0%	2nd half:	11-29	37.9%	Game:		25-64	39.1%	Deadball				
3FG % 1st Half:		4-15	26.7%	2nd half:	4-14	28.6%	Game:		8-29	27.6%	Rebounds				
FT % 1st Half:		8-11	72.7%	2nd half:	10-13	76.9%	Game:		18-24	75.0%	3.1				

Arkansas 87 • 7-0

#	Player	Total		3-Ptr		Rebounds			PF	TP	A	TO	Blk	Stl	Min
		FG-FGA	FG-FGA	FT-FTA	FT-FTA	Off	Def	Tot							
00	Justin Smith	f	9-20	0-3	4-5	10	7	17	2	22	0	3	1	2	39
11	Jalen Tate	f	4-10	0-1	0-0	3	3	6	4	8	4	5	0	1	39
23	Connor Vanover	f	1-5	1-3	0-0	1	2	3	0	3	0	0	0	0	9
03	Desi Sills	g	6-13	1-4	3-4	4	6	10	3	16	2	1	1	1	34
05	Moses Moody	g	7-12	1-4	3-6	4	3	7	1	18	1	2	1	1	28
01	JD Notae	g	4-13	0-6	7-8	0	5	5	2	15	3	2	3	1	30
02	Vance Jackson Jr.		1-3	1-3	2-4	1	3	4	1	5	2	0	0	1	10
04	Davonte Davis		0-1	0-0	0-0	0	1	1	3	0	2	1	0	1	9
12	Khalen Robinson		0-0	0-0	0-0	0	1	1	2	0	0	0	1	0	2
Team						1	3	4			1				
Totals			32-77	4-24	19-27	24	34	58	18	87	14	15	7	8	200
FG % 1st Half:		12-40	30.0%	2nd half:	20-37	54.1%	Game:		32-77	41.6%	Deadball				
3FG % 1st Half:		2-16	12.5%	2nd half:	2-8	25.0%	Game:		4-24	16.7%	Rebounds				
FT % 1st Half:		4-7	57.1%	2nd half:	15-20	75.0%	Game:		19-27	70.4%	3.1				

Officials: Michael Roberts,James Breeding,Doug Shows

Technical fouls: Oral Roberts-None. Arkansas-TEAM.

Attendance: 4201

Score by periods	1st	2nd	Total
Oral Roberts	40	36	76
Arkansas	30	57	87

Points	In	Off	2nd	Fast	Bench
ORU	Paint	T/O	Chance	Break	
ARK	22	21	6	11	15
	56	19	23	15	20

Last FG - ORU 2nd-02:19, ARK 2nd-00:58.

Largest lead - ORU by 12 1st-04:53, ARK by 11 2nd-00:37.

ORU led for 20:20. ARK led for 17:17. Game was tied for 02:23.

Score tied - 2 times.
Lead changed - 6 times.

GAME 6		75 CENTRAL ARKANSAS ARKANSAS		35 40 57 79		Dec. 12, 2020 • Fayetteville, Ark. • Bud Walton Arena			

GAME 9 ESPN 2		97	ARKANSAS	47	50	97	85	
			Auburn	41	44	85		
			Dec. 30, 2020 • Auburn, Ala. • Auburn Arena					

Arkansas 97 • 9-0,1-0 SEC

#	Player	Total		3-Ptr		Rebounds			PF	TP	A TO Blk			Stl	Min
		FG-FGA	FG-FGA	FT-FTA	FT-FTA	Off	Def	Tot			A	TO	Blk		
00	Justin Smith	f	2-3	0-0	0-2	1	3	4	1	4	1	1	0	0	12
23	Connor Vanover	f	5-11	1-6	6-6	3	2	5	3	17	0	0	1	1	26
03	Desi Sills	g	8-15	4-7	3-6	4	2	6	0	23	2	2	1	2	35
05	Moses Moody	g	4-11	2-6	6-6	2	4	6	2	16	1	2	0	2	39
11	Jalen Tate	g	5-8	0-1	2-2	0	3	3	4	12	4	2	0	2	29
02	JD Notae	g	6-12	2-6	7-9	0	3	3	1	21	2	2	2	4	27
02	Vance Jackson Jr.	g	0-2	0-2	0-0	0	2	2	1	0	1	0	0	0	12
04	Davonte Davis	g	2-3	0-0	0-0	1	0	1	0	4	1	0	0	2	13
10	Jaylin Williams	g	0-0	0-0	0-0	1	1	2	2	0	1	0	0	0	4
12	Khalen Robinson	g	0-0	0-0	0-0	0	0	0	1	0	0	0	0	0	2
24	Ethan Henderson	g	0-0	0-0	0-0	0	0	0	1	0	0	0	0	0	1
Team						1	1	2			1				
Totals			32-65	9-28	24-31	13	21	34	16	97	13	10	4	13	200
FG % 1st Half:		18-32	56.3%	2nd half:	14-33	42.4%	Game:		32-65	49.2%					
3FG % 1st Half:		7-17	41.2%	2nd half:	2-11	18.2%	Game:		9-28	32.1%					
FT % 1st Half:		4-6	66.7%	2nd half:	20-25	80.0%	Game:		24-31	77.4%					

Auburn 85 • 6-3,0-1 SEC

#	Player	Total		3-Ptr		Rebounds			PF	TP	A TO Blk			Stl	Min
		FG-FGA	FG-FGA	FT-FTA	FT-FTA	Off	Def	Tot			A	TO	Blk		
10	JT Thor	f	1-4	0-2	3-6	2	1	3	1	5	2	0	2	0	19
23	Jaylin Williams	f	5-8	2-2	1-4	1	1	2	2	13	2	5	0	0	30
22	Allen Flanigan	g	6-11	3-7	4-5	3	7	10	3	19	3	5	0	0	29
24	Justin Powell	g	1-8	0-3	2-3	2	4	6	2	4	9	7	0	2	32
35	Devan Cambridge	g	5-6	5-6	0-0	0	4	4	3	15	0	0	0	0	21
01	Jamal Johnson	g	7-11	5-7	2-2	0	1	1	3	21	0	0	0	3	23
04	Javon Franklin	g	0-1	0-1	0-2	0	0	0	0	0	2	0	0	0	3
05	Chris Moore	g	0-1	0-1	2-2	1	1	2	1	2	0	0	0	0	15
13	Babatunde Akingbola	g	1-1	0-0	0-0	0	1	1	3	2	0	0	3	0	12
44	Dylan Cardwell	g	2-3	0-0	0-0	1	3	4	2	4	0	1	0	0	16
Team						1	0	1			1				
Totals			28-54	15-29	14-24	11	23	34	20	85	18	19	5	6	200
FG % 1st Half:		15-28	53.6%	2nd half:	13-26	50.0%	Game:		28-54	51.9%					
3FG % 1st Half:		9-17	52.9%	2nd half:	6-12	50.0%	Game:		15-29	51.7%					
FT % 1st Half:		2-9	22.2%	2nd half:	12-15	80.0%	Game:		14-24	58.3%					

Officials: Rob Rorke,Vladimir Voyard-Tadal,Terry Oglesby

Technical fouls: Arkansas-None. Auburn-None.

Attendance: 1824

Score by periods	1st	2nd	Total
Arkansas	47	50	97
Auburn	41	44	85

Last FG - ARK 2nd-00:00, AUB 2nd-00:11.

Largest lead - ARK by 12 2nd-00:00, AUB by 1 1st-16:00.

ARK led for 38:33, AUB led for 00:19. Game was tied for 01:08.

Score tied - 2 times.

Lead changed - 2 times.

GAME 11 ESPN 2		74	ARKANSAS	40	34	74	79	
			#9/8 Tennessee	33	46	79		
		Jan. 6, 2021 • Knoxville, Tenn. • Thompson-Boling Arena						

Arkansas 74 • 9-2,1-2 SEC

#	Player	Total		3-Ptr		Rebounds			PF	TP	A TO Blk			Stl	Min
		FG-FGA	FG-FGA	FT-FTA	FT-FTA	Off	Def	Tot			A	TO	Blk		
10	Jaylin Williams	f	3-3	0-0	0-0	0	2	2	6	0	4	1	0	1	14
11	Jalen Tate	f	7-11	1-2	0-1	0	5	5	4	15	6	6	0	0	30
23	Connor Vanover	f	5-9	1-3	1-1	2	5	7	4	12	0	0	1	0	27
03	Desi Sills	g	0-1	0-1	0-0	2	0	2	2	0	3	0	0	0	18
05	Moses Moody	g	1-8	1-4	3-3	0	2	2	4	6	1	0	0	0	37
01	JD Notae	g	7-11	2-4	3-3	0	4	4	1	19	3	4	0	0	28
02	Vance Jackson Jr.	g	5-10	3-6	1-2	0	9	9	2	14	1	0	0	0	33
04	Davonte Davis	g	1-2	0-0	0-0	0	0	0	1	2	0	1	0	1	5
12	Khalen Robinson	g	0-0	0-0	0-0	0	2	2	2	0	1	1	0	0	5
24	Ethan Henderson	g	0-0	0-0	0-0	0	0	0	0	0	1	0	0	0	3
Team						2	2	4							
Totals			29-55	8-20	8-10	6	31	37	22	74	12	20	2	2	200
FG % 1st Half:		16-28	57.1%	2nd half:	13-27	48.1%	Game:		29-55	52.7%					
3FG % 1st Half:		5-11	45.5%	2nd half:	3-9	33.3%	Game:		8-20	40.0%					
FT % 1st Half:		3-3	100.0%	2nd half:	5-7	71.4%	Game:		8-10	80.0%					

Tennessee 79 • 8-1,2-1 SEC

#	Player	Total		3-Ptr		Rebounds			PF	TP	A TO Blk			Stl	Min
		FG-FGA	FG-FGA	FT-FTA	FT-FTA	Off	Def	Tot			A	TO	Blk		
10	John Fulkerson	f	6-11	0-0	4-6	0	8	8	0	16	3	0	3	0	33
35	Yves Pons	f	3-6	0-2	0-0	2	1	3	0	6	1	0	4	0	33
05	Josiah-Jordan James	g	6-12	2-6	3-5	1	8	9	3	17	1	0	1	3	36
25	Santiago Vescovi	g	1-7	0-4	2-2	0	2	2	3	4	3	2	0	0	24
45	Keon Johnson	g	4-8	0-1	6-6	0	2	2	0	14	1	1	0	1	24
11	Jaden Springer	g	2-7	1-2	0-1	0	0	0	2	5	3	1	0	2	21
12	Victor Bailey Jr.	g	5-9	2-3	5-6	0	1	1	3	17	0	0	1	1	23
33	Uros Plavsic	g	0-0	0-0	0-0	0	0	0	0	0	0	0	0	0	2
55	E.J. Anosike	g	0-0	0-0	0-0	0	0	0	1	0	1	0	0	0	4
Team						3	0	3			1				
Totals			27-60	5-18	20-26	6	22	28	12	79	13	5	9	10	200
FG % 1st Half:		14-34	41.2%	2nd half:	13-26	50.0%	Game:		27-60	45.0%					
3FG % 1st Half:		2-10	20.0%	2nd half:	3-8	37.5%	Game:		5-18	27.8%					
FT % 1st Half:		3-5	60.0%	2nd half:	17-21	81.0%	Game:		20-26	76.9%					

Officials: Jason Baker,Olandis Poole,Vladimir Voyard-Tadal

Technical fouls: Arkansas-None. Tennessee-None.

Attendance: 4191

Score by periods	1st	2nd	Total
Arkansas	40	34	74
Tennessee	33	46	79

Last FG - ARK 2nd-00:26, UT 2nd-04:50.

Largest lead - ARK by 7 1st-09:23, UT by 8 2nd-03:56.

ARK led for 24:35, UT led for 11:27. Game was tied for 03:58.

Score tied - 5 times.

Lead changed - 5 times.

GAME 10 CBS		81	#12/12 Missouri		33	48	81	68	
		ARKANSAS			30	38	68		
		Jan. 2, 2021 • Fayetteville, Ark. • Bud Walton Arena							

Missouri 81 • 7-1,1-1 SEC

#	Player	Total		3-Ptr	Rebounds					PF	TP	A	TO	Blk	Stl	Min
		FG-FGA	FG-FGA	FT-FTA	Off	Def	Tot									
23	Jeremiah Tilmon	f	9-13	0-0	7-10	3	8	11	3	25	0	1	0	0	0	27
24	Kobe Brown	f	3-4	0-0	0-0	1	5	6	4	6	0	0	0	0	0	14
01	Xavier Pinson	g	5-11	1-4	12-15	1	4	5	3	23	4	2	0	0	0	32
12	Dru Smith	g	2-4	2-2	0-0	0	3	3	4	6	1	6	1	2	2	27
13	Mark Smith	g	3-7	2-6	3-5	1	8	9	4	11	0	8	0	1	1	35
00	Torrence Watson		0-2	0-2	0-2	1	1	2	0	0	0	0	0	0	0	7
02	Drew Buggs		0-1	0-0	3-4	0	4	4	3	3	4	2	0	0	0	13
04	Javon Pickett		2-6	0-3	1-1	0	3	3	4	5	4	2	0	0	0	24
05	Mitchell Smith		0-3	0-2	2-2	0	3	3	4	2	1	0	0	0	0	21
Team						3	2	5								
Totals			24-51	5-19	28-39	10	41	51	29	81	14	21	1	3		200
FG % 1st Half: 12-27		44.4%	2nd half: 12-24	50.0%	Game: 24-51	47.1%				Deadball Rebounds						
3FG % 1st Half: 1-8		12.5%	2nd half: 4-11	36.4%	Game: 5-19	26.3%										
FT % 1st Half: 8-15		53.3%	2nd half: 20-24	83.3%	Game: 28-39	71.8%										

GAME 13			76		31 45		76		92	
ESPN 2			ARKANSAS		51 41		92			
			LSU							
Jan. 13, 2021 • Baton Rouge, La. • Maravich Center										

Arkansas 76 • 10-3,2-3 SEC

#	Player	Total		3-Ptr		Rebounds			PF	TP	A	TO	Blk	Stl	Min
		FG-FGA	FT-FTA	FG-FGA	FT-FTA	Off	Def	Tot							
00	Vance Jackson Jr.	1-8	0-0	0-0	0-0	3	4	7	1	2	1	1	0	1	22
23	Connor Vanover	1-3	1-2	0-0	1	1	2	1	3	0	0	0	0	0	8
04	Davonte Davis	1-11	0-1	2-3	1	2	3	1	4	2	2	1	2	27	
05	Moses Moody	7-18	1-5	3-4	5	1	6	4	18	2	3	0	2	36	
11	Jalen Tate	2-5	1-4	1-2	0	1	1	2	6	1	4	0	0	21	
01	JD Notae	8-20	3-10	3-4	3	2	5	3	22	1	2	0	3	26	
03	Desi Sills	4-8	2-5	4-4	0	4	4	2	14	0	0	0	0	29	
10	Jaylin Williams	2-3	0-0	3-3	4	6	10	5	7	1	3	1	2	28	
24	Ethan Henderson	0-0	0-0	0-0	0	0	0	1	0	0	0	0	0	3	
Team						0		1							
Totals		26-76	8-31	16-20	17	22	39	20	76	8	15	2	10	200	

FG % 1st Half:	12-34	35.3%	2nd half:	14-42	33.3%	Game:	26-76	34.2%	Deadball Rebounds 3	
3FG % 1st Half:	4-14	28.6%	2nd half:	4-17	23.5%	Game:	8-31	25.8%		
FT % 1st Half:	3-3	100.0%	2nd half:	13-17	76.5%	Game:	16-20	80.0%		

LSU 92 • 9-2,1-1 SEC

#	Player	Total		3-Ptr		Rebounds			PF	TP	A	TO	Blk	Stl	Min
		FG-FGA	FT-FTA	FG-FGA	FT-FTA	Off	Def	Tot							
00	Mwani Wilkinson	4-4	1-1	2-2	2	4	6	3	11	1	0	0	2	28	
02	Trendon Watford	9-16	1-2	4-4	2	8	10	3	23	0	6	0	0	33	
04	Darius Days	8-10	2-4	0-0	5	8	13	2	18	0	2	1	2	30	
01	Javonte Smart	4-13	1-3	4-7	1	2	3	2	13	5	2	0	0	35	
24	Cameron Thomas	5-15	1-7	6-8	0	4	4	2	17	3	3	0	1	32	
03	Jalen Cook	0-0	0-0	0-0	0	1	1	2	0	0	1	0	0	3	
11	Josh LeBlanc	1-2	0-0	0-0	1	2	3	2	2	0	0	2	0	15	
15	Aundre Hyatt	2-3	1-1	0-0	1	3	4	1	5	0	0	0	1	11	
25	Eric Gaines	1-2	0-1	1-3	0	1	1	3	3	1	4	0	1	13	
Team						2		1							
Totals		34-65	7-19	17-24	14	34	48	20	92	10	19	3	7	200	

FG % 1st Half:	18-36	50.0%	2nd half:	16-29	55.2%	Game:	34-65	52.3%	Deadball Rebounds 2	
3FG % 1st Half:	6-14	42.9%	2nd half:	1-5	20.0%	Game:	7-19	36.8%		
FT % 1st Half:	9-11	81.8%	2nd half:	8-13	61.5%	Game:	17-24	70.8%		

Officials: Rob Rorke,Todd Austin,Don Daily
Technical fouls: Arkansas-None. LSU-None.
Attendance: 2540

Score by periods	1st	2nd	Total
Arkansas	31	45	76
LSU	51	41	92

Last FG - ARK 2nd-00:52, LSU 2nd-01:48.
Largest lead - ARK by 4 1st-18:53, LSU by 31 1st-06:10.
ARK led for 02:49. LSU led for 36:34. Game was tied for 00:37.

Score tied - 1 time.
Lead changed - 1 time.

GAME 15			73	Auburn	43	30	73	75	
 	ARKANSAS			31	44	75			
	Jan. 20, 2021 • Fayetteville, Ark. • Bud Walton Arena								

Auburn 73 • 8-7,2-5 SEC

#	Player	Total		3-Ptr		Rebounds			PF	TP	A	TO	Blk	Stl	Min
		FG-FGA	FT-FTA	FG-FGA	FT-FTA	Off	Def	Tot							
10	JT Thor	1-3	0-0	1-3	5-6	2	3	5	2	12	0	3	2	3	24
23	Jaylin Williams	1-5	0-2	0-0	1	3	4	2	2	2	0	2	0	0	24
01	Jamal Johnson	3-6	2-3	1-2	1	2	3	4	9	0	0	0	0	0	24
02	Sharife Cooper	9-19	2-6	5-6	1	3	4	2	25	4	4	0	0	37	
22	Allen Flanigan	2-7	0-4	3-4	0	4	4	4	7	1	4	0	4	24	
04	Javon Franklin	3-4	2-2	0-0	1	3	4	1	8	0	1	2	0	11	
05	Chris Moore	1-3	0-0	1-3	2	1	3	0	3	1	0	0	0	12	
13	Babatunde Akingbola	1-1	0-0	0-1	2	2	4	0	2	0	1	2	0	9	
35	Devan Cambridge	0-3	0-3	1-2	0	1	1	1	1	2	1	0	0	23	
44	Dylan Cardwell	2-2	0-0	0-0	1	0	1	2	4	0	2	1	0	12	
Team						0		1							
Totals		25-58	7-23	16-24	11	23	34	18	73	10	17	9	7	200	

FG % 1st Half:	16-27	59.3%	2nd half:	9-31	29.0%	Game:	25-58	43.1%	Deadball Rebounds 6.2	
3FG % 1st Half:	4-9	44.4%	2nd half:	3-14	21.4%	Game:	7-23	30.4%		
FT % 1st Half:	7-9	77.8%	2nd half:	9-15	60.0%	Game:	16-24	66.7%		

Arkansas 75 • 11-4,3-4 SEC

#	Player	Total		3-Ptr		Rebounds			PF	TP	A	TO	Blk	Stl	Min
		FG-FGA	FT-FTA	FG-FGA	FT-FTA	Off	Def	Tot							
00	Justin Smith	5-11	0-0	0-0	4	1	5	2	10	2	1	0	0	27	
23	Connor Vanover	1-3	0-1	0-0	0	3	3	0	2	0	0	0	0	9	
01	JD Notae	0-5	0-2	2-2	0	1	1	0	2	0	2	1	1	10	
05	Moses Moody	2-9	0-4	1-2	1	4	5	2	5	2	2	1	1	32	
11	Jalen Tate	6-10	2-4	0-1	1	3	4	5	14	5	5	1	4	34	
02	Vance Jackson Jr.	1-2	1-2	0-0	0	0	0	3	1	0	0	0	0	5	
03	Desi Sills	7-12	0-1	8-10	0	3	3	3	22	2	1	0	1	32	
04	Davonte Davis	5-9	0-0	0-0	2	2	4	4	10	2	3	0	0	20	
10	Jaylin Williams	3-4	1-1	0-0	2	5	7	3	7	2	1	2	1	29	
24	Ethan Henderson	0-0	0-0	0-0	0	0	0	1	0	0	0	0	0	2	
Team						3		1							
Totals		30-65	4-15	11-15	13	23	36	20	75	16	16	5	8	200	

FG % 1st Half:	12-31	38.7%	2nd half:	18-34	52.9%	Game:	30-65	46.2%	Deadball Rebounds 1.1	
3FG % 1st Half:	3-10	30.0%	2nd half:	1-5	20.0%	Game:	4-15	26.7%		
FT % 1st Half:	4-5	80.0%	2nd half:	7-10	70.0%	Game:	11-15	73.3%		

Officials: Gerry Pollard,Chuck Jones,Mike Nance
Technical fouls: Auburn-None. Arkansas-None.
Attendance: 4400

Score by periods	1st	2nd	Total
Auburn	43	30	73
Arkansas	31	44	75

Last FG - AUB 2nd-01:03, ARK 2nd-03:29.
Largest lead - AUB by 19 1st-04:17, ARK by 8 2nd-02:40.
AUB led for 25:17. ARK led for 10:47. Game was tied for 03:56.

Score tied - 4 times.
Lead changed - 5 times.

GAME 14			59	ARKANSAS	19 40 59	92		
								
#-24 Alabama								
42 48		90						
Jan. 16, 2021 • Tuscaloosa, Ala. • Coleman Coliseum								

Arkansas 59 • 10-4,2-4 SEC

#	Player	Total		3-Ptr	Rebounds					PF	TP	A	TO	Blk	Stl	Min
		FG-FGA	FT-FTA	FG-FGA	Off	Def	Tot									
00	Justin Smith	f	2-4	0-0	1-2	1	0	1	2	5	1	3	0	1	18	
10	Jaylin Williams	f	0-1	0-0	0-0	0	2	2	1	0	1	0	1	1	18	
03	Desi Sills	g	1-8	0-3	1-1	1	1	2	3	3	1	2	0	1	23	
05	Moses Moody		10-25	3-7	5-5	3	6	9	2	28	1	2	0	0	35	
11	Jalen Tate	g	4-9	0-2	2-2	0	4	4	3	10	3	6	0	1	29	
01	JD Notae		2-7	1-3	0-2	0	1	1	0	5	0	3	1	2	18	
02	Vance Jackson Jr.		0-4	0-2	1-2	0	2	2	0	1	0	1	0	3	14	
04	Davonte Davis		1-3	0-0	3-4	1	5	6	3	5	1	0	0	0	28	
23	Connor Vanover		0-0	0-0	0-0	0	0	0	0	0	0	0	0	0	2	
24	Ethan Henderson		1-2	0-0	0-0	2	2	4	1	2	0	1	3	0	15	
	Team					2	3	5								
Totals			21-63	4-17	13-18	10	26	36	15	59	8	18	5	9	200	

GAME 17		Ole Miss		25	34	59	74	
		ARKANSAS		37	37	74	74	
Jan. 27, 2021 • Fayetteville, Ark. • Bud Walton Arena								

Ole Miss 59 • 8-7,3-5 SEC

#	Player	Total		3-Ptr		Rebounds			PF	TP	A TO		Blk	Stl	Min
		FG-FGA	FT-FTA	FG-FGA	FT-FTA	Off	Def	Tot							
00	Romello White	f	1-5	0-0	1-1	3	5	8	3	3	1	0	1	1	29
05	KJ Buffen	f	2-7	0-0	1-2	1	2	3	4	5	1	0	0	0	24
02	Devontae Shuler	e	9-12	0-3	1-2	0	3	3	3	19	1	1	0	1	29
15	Luis Rodriguez	e	4-6	0-1	2-2	2	1	3	2	10	2	2	0	2	24
24	Jarkel Joiner	e	5-12	0-4	1-2	0	1	1	3	11	1	1	0	1	34
01	Austin Crowley	e	0-3	0-1	0-0	0	2	2	0	1	0	0	0	0	9
03	Khadim Sy	e	1-3	0-2	0-0	0	1	1	1	2	0	0	2	0	10
11	Matthew Murrell	e	1-4	1-2	0-0	0	1	1	0	3	2	2	1	0	18
14	Dimencio Vaughn	e	1-2	0-1	0-1	0	0	0	2	2	0	2	1	1	8
21	Robert Allen	e	0-1	0-1	2-2	0	2	2	0	2	1	0	0	2	7
23	Sammy Hunter	e	1-2	0-1	0-0	1	0	1	1	2	0	0	1	0	8
Team						1	3	4							
Totals		25-57	1-16	8-12	8	21	29	19	59	9	9	6	8	200	
FG % 1st Half:		11-27	40.7%	2nd half:	14-30	46.7%	Game:	25-57	43.9%	Deadball Rebounds					
3FG % 1st Half:		0-9	0.0%	2nd half:	1-7	14.3%	Game:	1-16	6.3%						
FT % 1st Half:		3-4	75.0%	2nd half:	5-8	62.5%	Game:	8-12	66.7%						

Arkansas 74 • 13-4,5-4 SEC

#	Player	Total		3-Ptr		Rebounds			PF	TP	A TO		Blk	Stl	Min
		FG-FGA	FT-FTA	FG-FGA	FT-FTA	Off	Def	Tot							
00	Justin Smith	f	4-8	1-1	1-1	1	5	6	1	10	2	1	0	0	30
23	Connor Vanover	f	4-8	0-2	0-0	2	5	7	3	8	1	1	5	0	29
03	Desi Sills	e	3-7	1-3	2-2	0	0	0	2	9	0	0	0	1	24
05	Moses Moody	e	1-3	0-1	3-5	1	0	1	3	5	2	3	1	0	19
11	Jalen Tate	e	3-7	2-4	1-3	1	1	2	3	9	3	3	0	2	37
01	JD Notae	e	4-11	3-6	8-9	0	5	5	0	19	2	1	0	1	25
02	Vance Jackson Jr.	e	0-1	0-0	0-0	0	0	0	0	0	0	0	0	0	4
04	Davonte Davis	e	7-9	0-0	0-1	2	4	6	1	14	1	3	0	2	25
10	Jaylin Williams	e	0-0	0-0	0-0	0	3	3	0	1	0	0	0	0	7
Team						4	3	7							
Totals		26-54	7-17	15-21	11	26	37	16	74	12	12	6	6	200	
FG % 1st Half:		13-28	46.4%	2nd half:	13-26	50.0%	Game:	26-54	48.1%	Deadball Rebounds					
3FG % 1st Half:		3-7	42.9%	2nd half:	4-10	40.0%	Game:	7-17	41.2%						
FT % 1st Half:		8-10	80.0%	2nd half:	7-11	63.6%	Game:	15-21	71.4%						

Officials: Rob 'Rorke, Ron Groover, Vladimir Voyard-Tadal

Technical fouls: Ole Miss-None. Arkansas-None.

Attendance: 4400

Score by periods	1st	2nd	Total
Ole Miss	25	34	59
Arkansas	37	37	74

Last FG - OM 2nd-01:19, ARK 2nd-01:30.

Largest lead - OM by 4:15-54, ARK by 20 2nd-10:06.

OM led for 01:45. ARK led for 04:24. Game was tied for 03:51.

Score tied - 3 times.

Lead changed - 2 times.

GAME 19			61	Mississippi State	22	23	45	61	
	ESPN NETWORK			ARKANSAS	28	33	61		
				Feb. 2, 2021 • Fayetteville, Ark. • Bud Walton Arena					

Mississippi State 45 • 10-9,4-6 SEC

#	Player	Total		3-Ptr		Rebounds			PF	TP	A TO		Blk	Stl	Min
		FG-FGA	FT-FTA	FG-FGA	FT-FTA	Off	Def	Tot							
24	Abdul Ado	f	1-4	0-0	0-0	0	1	1	0	2	0	0	2	0	23
35	Tolu Smith	f	3-8	0-0	4-8	2	3	5	1	10	1	5	0	1	34
01	Iverson Molinar	e	1-4	0-1	4-4	0	3	3	3	6	3	4	0	0	32
03	D.J. Stewart Jr.	e	4-10	0-2	0-0	0	3	3	3	8	3	4	0	5	36
05	Deivon Smith	e	0-3	0-1	0-1	0	4	4	5	0	1	3	1	1	18
00	Jalen Johnson	e	2-5	1-3	1-2	0	1	1	2	6	0	1	0	0	14
02	Javian Davis	e	0-0	0-0	0-0	1	2	3	1	0	1	2	0	0	5
04	Cameron Matthews	e	0-2	0-1	0-0	1	1	2	2	0	0	2	0	0	14
20	Derek Fountain	e	2-7	2-5	1-3	1	3	4	1	7	0	2	1	0	9
32	Quinten Post	e	2-6	2-6	0-0	1	1	2	0	6	1	2	0	2	15
Team						2	4	6							
Totals		15-49	5-19	10-18	8	26	34	18	45	10	26	4	9	200	
FG % 1st Half:		6-22	27.3%	2nd half:	9-27	33.3%	Game:	15-49	30.6%	Deadball Rebounds					
3FG % 1st Half:		2-7	28.6%	2nd half:	3-12	25.0%	Game:	5-19	26.3%						
FT % 1st Half:		8-12	66.7%	2nd half:	2-6	33.3%	Game:	10-18	55.6%						

Arkansas 61 • 14-5,6-4 SEC

#	Player	Total		3-Ptr		Rebounds			PF	TP	A TO		Blk	Stl	Min
		FG-FGA	FT-FTA	FG-FGA	FT-FTA	Off	Def	Tot							
00	Justin Smith	f	5-8	0-1	0-0	3	7	10	1	10	1	1	0	0	36
23	Connor Vanover	f	6-11	1-4	0-0	3	5	8	4	13	2	3	3	2	29
04	Davonte Davis	e	4-12	0-0	2-2	2	6	8	2	10	2	3	0	0	35
05	Moses Moody	e	4-12	1-4	4-4	3	4	7	4	13	1	3	0	2	38
11	Jalen Tate	e	2-9	0-2	2-2	1	2	3	2	6	5	2	1	3	29
01	JD Notae	e	2-6	0-2	5-6	0	3	3	0	9	2	3	0	1	18
02	Vance Jackson Jr.	e	0-1	0-1	0-0	0	0	0	0	0	0	1	0	0	2
03	Desi Sills	e	0-3	0-1	0-0	0	1	1	0	0	0	0	2	0	4
10	Jaylin Williams	e	0-2	0-2	0-0	0	0	0	2	0	0	1	0	2	9
24	Ethan Henderson	e	0-0	0-0	0-0	0	0	0	0	0	0	0	0	0	0+
Team						3	2	5							
Totals		23-64	2-17	13-14	15	30	45	15	61	13	17	6	10	200	
FG % 1st Half:		10-31	32.3%	2nd half:	13-33	39.4%	Game:	23-64	35.9%	Deadball Rebounds					
3FG % 1st Half:		1-10	10.0%	2nd half:	1-7	14.3%	Game:	2-17	11.8%						
FT % 1st Half:		7-8	87.5%	2nd half:	6-6	100.0%	Game:	13-14	92.9%						

Officials: Doug Simmons, Todd Austin, Pat Adams

Technical fouls: Mississippi State-None. Arkansas-TEAM.

Attendance: 4400

Score by periods	1st	2nd	Total
Mississippi State	22	23	45
Arkansas	28	33	61

Last FG - MSU 2nd-00:48, ARK 2nd-01:06.

Largest lead - MSU by 13 1st-09:09, ARK by 19 2nd-01:06.

MSU led for 12:46. ARK led for 22:30. Game was tied for 04:44.

Score tied - 2 times.

Lead changed - 2 times.

GAME 18 ESPN 2		77	ARKANSAS	34	43	77	81	
			Oklahoma State	38	43	81		
		Jan. 30, 2021 • Stillwater, Okla. • Gallagher-Iba Arena						

Arkansas 77 • 13-5

#	Player		Total		3-Ptr		Rebounds							PF	TP	A TO Blk Stl				Min
			FG-FGA	FG-FGA	FT-FTA	Off	Def	Tot												
00	Justin Smith	f	9-14	0-0	0-0	4	3	7	3	18	4	4	0	0	37					
23	Connor Vanover	f	4-9	1-4	0-0	1	3	4	1	9	0	3	5	1	26					
03	Desi Sills	e	2-4	1-2	0-0	2	2	4	1	5	2	0	0	1	15					
05	Moses Moody	e	8-13	1-3	0-1	0	4	4	0	17	1	1	0	0	32					
11	Jalen Tate	e	1-5	0-0	1-2	0	0	0	1	3	2	4	0	1	24					
01	JD Notae	e	4-12	2-6	3-4	1	2	3	0	13	2	2	0	2	28					
02	Vance Jackson Jr.		0-0	0-0	0-0	0	0	0	2	0	0	0	0	0	3					
04	Davonte Davis		6-12	0-0	0-0	2	2	4	4	12	1	1	0	3	28					
10	Jaylin Williams		0-1	0-0	0-0	1	3	4	2	0	1	0	0	0	7					
	Team					1	1	2												
Totals			34-70	5-15	4-7	12	20	32	14	77	13	15	5	8	200					
FG % 1st Half: 16-39			41.0%	2nd half: 18-31		58.1%	Game: 34-70		48.6%	Deadball Rebound										
3FG % 1st Half: 1-6			16.7%	2nd half: 4-9		44.4%	Game: 5-15		33.3%											
FT % 1st Half: 1-4			25.0%	2nd half: 3-3		100.0%	Game: 4-7		57.1%											

LAST TIME AN ARKANSAS PLAYER...

• SCORING •

Scored 25 Points: 26 Moses Moody AND 25 Jalen Tate at Vandy (01/23/21)

Scored 30 Points: 30 Mason Jones at Texas A&M (03/07/20)

Scored 40 Points: 40 Mason Jones vs Auburn (02/04/20)

Scored 50 Points: 51 Rotnei Clarke vs. Alcorn State (11/13/09)

RECORD: 51 Rotnei Clarke vs. Alcorn State (11/13/09)

• FIELD GOALS MADE •

Made 15 Field Goals: 15 (15-21) Rotnei Clarke vs. Alcorn State (11/13/09)

Made 20 Field Goals: 20 (2-30) Dean Tolson vs. Texas A&M (03/02/74)

RECORD: 20 (20-30) Dean Tolson vs. Texas A&M (03/02/74)

• FIELD GOALS ATTEMPTED •

Attempted 20 Field Goals: 20 (8-20) JD Notae at LSU (01/13/21)

Attempted 25 Field Goals: 25 (10-25) Moses Moody at Alabama (01/16/21)

RECORD: 30 (20-30) Dean Tolson vs. Texas A&M (03/02/74)

• FIELD GOAL PERCENTAGE •

Shot 100% FG (Min. 7 att): Daniel Gafford (7-7) at Texas Tech (01/26/19)

RECORD (min 8 att): 100% 8x - Best: Daryll Saulsberry (10-10) 1975

• 3-POINTERS MADE •

Made 7 3-pointers: 8 (8-11) Mason Jones at Texas A&M (03/07/20)

Made 10 3-pointers: 10 (10-13) by Isaiah Joe vs. FIU (12/01/18)

Made 11-Plus 3-pointers: 13 (13-17) by Rotnei Clarke vs. Alcorn State (11/13/09)

RECORD: 13 (13-17) by Rotnei Clarke vs. Alcorn State (11/13/09) (SEC record)

• 3-POINTERS ATTEMPTED •

Attempted 15 3-Pointers: 15 (6-15) Isaiah Joe at Texas A&M (03/07/20)

Attempted 20 3-Pointers: 24 (10-24) Pat Bradley vs. North Texas (12/30/98)

RECORD: 24 (10-24) Pat Bradley vs. North Texas (12/30/98) (SEC record)

• FREE THROWS MADE •

Made 10 Free Throws: 12 Mason Jones (12-14) vs LSU (03/04/20)

Made 15 Free Throws: 18 (18-21) Mason Jones vs Mississippi State (02/15/20)

Made 20 Plus Free Throws: 22 (22-24) Martin Terry vs. Texas A&M (01/22/72)

RECORD: 22 (22-24) by Martin Terry vs. Texas A&M (01/22/72)

• FREE THROWS ATTEMPTED •

Attempted 15 Free Throws: 15 (12-15) Mason Jones vs Tennessee (02/26/20)

Attempted 20 Free Throws: 21 (18-21) Mason Jones vs Miss State (02/15/20)

Attempted 24 Plus Free Throws: 24 (22-24) Martin Terry vs. Texas A&M (01/22/72)

RECORD: 24 (22-24) Martin Terry vs. Texas A&M (01/22/72)

• FREE THROW PERCENTAGE •

Shot 100% FT (min 10 att): 12-12 Isaiah Joe vs Tennessee (02/26/20)

RECORD (min. 11 att): 9x - Best: Tommy Boyer (18-18) in 1963

• REBOUNDS •

Grabbed 10-14 Rebounds: 10 Jaylin Williams at LSU (01/13/21)

Grabbed 15-20 Rebounds: 17 Justin Smith vs Oral Roberts (12/20/20)

Grabbed 20-Plus Rebounds: 23 Nick Davis vs. Jackson State (11/21/97)

RECORD: 23 by Nick Davis vs. Jackson State (11/21/97)

• **Grabbed 10 Offensive Rebounds: 10 Justin Smith vs Oral Roberts (12/20/20)**

• **Grabbed 14 Defensive Rebounds: 14 Connor Vanover vs North Texas (11/28/20)**

• ASSISTS •

Had 10 Assists: 10 by Jalen Tate vs Georgia (01/09/21)

Had 15 Assists: 15 by Dontell Jefferson vs. Portland State (11/18/05)

RECORD: 15 by Dontell Jefferson vs. Portland State (11/18/05)

• STEALS •

Had 5 Steals: 5 Isaiah Joe vs Texas Southern (11/19/19)

Had 6-7 Steals: 6 Isaiah Joe at Georgia Tech (11/25/19)

Had 8-9 Steals: 9 Robert Shepard at Arizona (12/06/92)

RECORD: 9 by Robert Shepard at Arizona (12/06/92)

• BLOCKED SHOTS •

Had 5 Blocks: 5 Connor Vanover at Oklahoma State (01/30/21)

Had 6-9 Blocks: 6 Connor Vanover vs North Texas (11/28/20)

Had 10 Blocks: 10 Steven Hill vs. Texas State (12/06/05)

RECORD: 10 Steven Hill vs. Texas St. (12/06/05) & Oliver Miller vs. Texas (02/04/90)

• TURNOVERS •

Committed 5-9 Turnovers: 5 Jalen Tate vs Auburn (01/20/21)

Committed 10 Plus Turnovers: 10 Courtney Fortson at South Carolina (02/21/09)

• MINUTES PLAYED •

38 Minutes (Regulation): 38:29 Moses Moody (01/02/21)

39 Minutes (Regulation): 39:31 Isaiah Joe at Georgia (02/29/20)

40 Minutes (Regulation): Jimmy Whitt Jr. at LSU (01/08/20) & vs TCU (01/25/20)

40 Minutes (OT): 40:00 Jimmy Whitt Jr., at Missouri (02/08/20)

45 Plus Minutes: 47 by BJ Young vs. Auburn (01/16/13)

• MISCELLANEOUS •

2 Players Scored 20+ Pts In Same Game: Moses Moody (25) & Davonte Davis (20) vs Georgia (01/09/21)

3 Players Scored 20+ Pts In Same Game: at Georgia (02/29/20)

Mason Jones (26), Isaiah Joe (26) & Desi Sills (21)

2 Players Scored 20+ Pts In Back-To-Back Gms: Jones (37/26) & Joe (22/26) vs. Tennessee (02/26/20) and at Georgia (02/29/20)

2 Players Scored 20+ Pts In 3 Straight: Jones (41/20/21) & Joe (20/21/24) vs Tulsa (12/14/19), Valpo (12/21/19) and Indiana (12/29/19)

8 Players Scored in Double Digits: Mississippi Valley State (11/25/20)

Vanover (25), Sills (19), Moody (16), Jackson (15), Robinson (15), Smith (13), Notae (13), Tate 12)

Scored 20 or More Points in Five-Plus Consecutive Games: (5) by Mason Jones 37, 26, 36, 30, 22 (02/26/20 to 03/11/20)

Scored 20 or More Points in 10-Plus Consecutive Games: (11) by Todd Day 20, 23, 26, 26, 22, 31, 23, 21, 27, 21, 20 (12/01/90 to 01/12/91)

Scored 30 or More Points in 3 Straight Games: Mason Jones (only Razorback) 34 vs. S. Carolina (01/29/20), 30 at Alabama (02/01/20), 40 vs Auburn (02/04/20)

Most Points in Back-To-Back Games: 82 by Martin Terry 35 at TCU (02/20/73) and 47 vs. SMU (02/24/73)

Consecutive Free Throws Made: 48 by Ricky Medlock (20 gms; 12/21/74 to 03/04/75)

Double-Double: Pts/Rebs: Justin Smith (10 & 10) vs Mississippi State (02/02/21)

Double-Double: Pts/Assists: Jalen Tate (15 & 10) vs Georgia (01/09/21)

Two Players with Double-Double in Same Game: vs Oral Roberts (12/20/20)

Justin Smith (22 pts, 17 rebs) and Desi Sills (16 pts, 10 rebs)

Three Players with Double-Double in Same Game: vs Alabama (01/16/10) – Marshawn Powell 18 pts, 10 rebs), Mike Washington (17 pts, 13 rebs) and Courtney Fortson (12 pts, 10 assists)

Had 5-Plus Assists in 5-Plus Consecutive Games: (6) by Jalen Harris

11, 6, 10, 12, 7, 10 (11/21/81 thru 12/15/18)

Had 10 or More Assists in Back-to-Back Games: Jalen Harris

10 vs. FIU (12/01/18) and 12 at Colorado State (12/05/18)

Three-Plus Players with 5-Plus Assists in a Game: vs. Montana State (11/21/18)

Jalen Harris (11), Isaiah Joe (5) and Desi Sills (5)

Had 5 or More Steals in Back-to-Back Games: Ronnie Brewer

5 vs. Western Illinois (01/01/06) and 5 vs. Mississippi State (01/07/06)

LAST TIME AN OPPONENT PLAYER...

• SCORING •

Scored 30 Points: 30 Saben Lee vs Vanderbilt (03/11/20)

Scored 40 Points: 45 Jodie Meeks vs. Kentucky (02/14/09)

Scored 50 Points: 56 Oscar Robertson vs. Cincinnati (03/15/58) **(on record)**

• FIELD GOALS MADE •

Made 15 Field Goals: 17 (17-24) Jodie Meeks vs. Kentucky (02/14/09)

Made 20 Field Goals: 21 Oscar Robertson vs. Cincinnati (03/15/58) **(on record)**

• FIELD GOALS ATTEMPTED •

Attempted 20 Field Goals: 22 (11-22) Braden Shackelford at Alabama (02/01/20)

Attempted 25 Field Goals: 28 (11-28) Devan Downey vs. South Carolina (02/17/10)

• FIELD GOAL PERCENTAGE •

Shot 100% FG (Min. 7 att): Adam Wing (8-8) vs. Evansville (12/08/15)

• 3-POINTERS MADE •

Made 7 3-pointers: 7 (7-15) Tyler Hall vs. Montana State (11/21/18)

Made 10 3-pointers: 10 (10-19) Lance Weems at Auburn (01/06/96)

• 3-POINTERS ATTEMPTED •

Attempted 15 3-pointers: 15 (7-15) Tyler Hall vs. Montana State (11/21/18)

Attempted 20 3-pointers: 22 (5-22) Jeff Fryer vs. Loyola Marymount (03/16/89)

• FREE THROWS MADE •

Made 10 Free Throws: 12 (12-15) Xavier Pinson (01/02/21)

Made 15 Free Throws: 15 (15-17) Keyontae Johnson at Florida (02/18/20)

• FREE THROWS ATTEMPTED •

Attempted 15 Free Throws: 15 (12-15) Xavier Pinson (01/02/21)

Attempted 20 Free Throws: 24 (18-24) Frank Williams vs. Illinois (12/08/01)

• FREE THROW PERCENTAGE •

Shot 100% FT (min 10 att): 14-14 Grant Williams at Tennessee (01/15/19)

• REBOUNDS •

Grabbed 15-19 Rebounds: 18 Kevin Samuel vs TCU (01/25/20)

Grabbed 20 Rebounds: 20 Antonio McDyess vs. Alabama (03/11/95)

• **Grabbed 10 Offensive Rebounds: 11 Tyler Davis at Texas A&M (01/30/18)**

• **Grabbed 10 Defensive Rebounds: 11 Kevin Samuel vs TCU (01/25/20)**

• ASSISTS •

Had 10 Assists: 11 Tremont Waters vs. LSU (01/12/19)

Had 13 Assists: 13 Chuck Evans at Mississippi State (01/27/93) **(on record)**

• STEALS •

Had 5 Steals: 6 Alpha Diallo at Providence (03/19/19)

Had 8 Steals: 8 Terry Conerway vs. Texas State (12/21/02)

• BLOCKED SHOTS •

Had 6-9 Blocks: 7 Stefan Moody at Ole Miss (02/13/16)

Had 10 Plus Blocks: 10 P.J. Roberson vs. Grambling State (11/26/11)

• **• TURNOVERS •**

Committed 5-9 Turnovers: 5 Tolu Smith vs Mississippi State (02/02/21)
Committed 10 Plus Turnovers: 12 Devin Gibson vs. UTSA (12/12/07)

LAST TIME ARKANSAS HIGHS...

• **• SCORING •**

Scored 100-119 Points: 104 vs. Oral Roberts (12/19/17)
Scored 120-Plus Points: 142 vs. Mississippi Valley State (11/25/20)
Scored 50 Points in 1st Half: 61 vs Miss Valley State (11/25/20)
Scored 50 Points in 2nd Half: 56 vs Georgia (01/09/21)
Scored 60 or More Points in a Half: 61 (1st) vs. Miss Valley State (11/25/20)
Scored 70 or More Points in a Half: 71 (1st) vs. Alcorn (11/13/09)
Scored 80 or More Points in a Half: 81 (2nd) vs. Miss Valley State (11/25/20)
Most Points in a Half: 88 (2nd) vs. U.S. International (12/09/89)

• **• FIELD GOALS MADE •**

Made 40 Field Goals: 40 (40-76) vs Central Arkansas (12/12/20)
Made 50 Field Goals: 57 (57-99) vs. Troy (12/10/96)
RECORD: 68 (68-101) vs. U.S. International (12/09/89)

• **• FIELD GOALS ATTEMPTED •**

Attempted 80 Field Goals: 86 (48-86) vs Miss Valley State (11/25/20)
Attempted 90 Field Goals: 99 (57-99) vs. Troy (12/10/96)
Attempted 100 Field Goals: 101 (68-101) vs. US International (12/09/89)
RECORD: 101 (68-101) vs. U.S. International (12/09/89)

• **• FIELD GOAL PERCENTAGE •**

Shot 60% FG: 60.9 (42-69) vs. FIU (12/01/18)
Shot 70% or Better FG: 72.7 (32-44) vs. Alabama State (12/21/83)
RECORD: 79.4 (27-34) vs. Texas Tech (1979)

• **• 3-POINTERS MADE •**

Made 15 3-pointers: 16 (16-24) vs. Mississippi State (01/09/16)
Made 20 3-pointers: 20 (20-40) vs Miss Valley State (11/25/20)
RECORD: 21 (21-37) vs. Troy (12/10/96)

• **• 3-POINTERS ATTEMPTED •**

Attempted 30 3-pointers: 31 (8-31) at LSU (01/13/21)
Attempted 40 3-pointers: 40 (20-40) vs Miss Valley State (11/25/20)
RECORD: 54 (19-54) vs. North Texas (12/30/98)

• **• 3-POINT PERCENTAGE •**

Shot 50% 3PT FG (min. 15 att): 57.1 (12-21) vs Georgia (01/09/21)
Shot 60% or Better 3PT FG (min. 15 att): 61.1 (11-18) at Vanderbilt (03/06/19)
RECORD (min. 15 att): 66.7 (16-24) vs. Mississippi State (01/09/16)

• **• FREE THROWS MADE •**

Made 20 Free Throws: 23 (23-34) vs Missouri (01/02/21)
Made 30 Free Throws: 36 (36-54) vs LSU (03/04/20)
Made 40 Free Throws: 41 (41-49) at Kentucky (01/25/92)
RECORD: 48 (48-53) vs. Ole Miss (01/17/04)

• **• FREE THROW ATTEMPTS •**

Attempted 40 Free Throws: 40 (26-40) vs South Carolina (01/29/20)
Attempted 50 Free Throws: 54 (36-54) vs LSU (03/04/20)
Attempted 60 Free Throws: 65 vs. TCU (1955)
RECORD: 65 vs. TCU (1955)

• **• FREE THROW PERCENTAGE •**

Shot 80% FT (min. 10 att): 80.0 (24-30) vs Abilene Christian (12/22/20)
Shot 90% or Better FT (min. 10 att): 92.9 (13-14) vs Mississippi State (02/02/21)
RECORD (min 10 att): 100 3x - Best 16-16 at Kentucky (02/27/14)

• **• REBOUNDS •**

Grabbed 40 Rebounds: 40 vs Georgia (01/09/21)
Grabbed 50 Rebounds: 54 vs Lipscomb (12/05/20)
Grabbed 55-Plus Rebounds: 58 vs Oral Roberts (12/20/20)
RECORD: 77 vs. Jackson State (01/22/02)

• **• ASSISTS •**

Had 25 Assists: 26 vs Central Arkansas (12/12/20)
Had 30 Assists: 32 vs. Jackson State (11/22/96)
Had 40 Assists: 40 vs. Troy (12/10/96)
RECORD: 47 vs. U.S. International (12/09/89)

• **• STEALS •**

Had 15 Steals: 15 at Georgia Tech (11/25/19)
Had 20 Steals: 24 vs. Maryland-Eastern Shore (01/02/01)
Had 25 Steals: 26 vs. Louisiana-Monroe (11/25/00)
RECORD: 26 vs. Louisiana-Monroe (11/25/00)

• **• BLOCKED SHOTS •**

Had 10 Blocks: 10 vs Texas Southern (11/19/19)
Had 13 Blocks: 14 vs. Georgia (01/29/19)
Had 15 Blocks: 15 vs. South Alabama (12/30/91)
RECORD: 18 vs. Missouri (12/05/95)

• **• MOST TURNOVERS •**

Had 25 Turnovers: 25 at South Carolina (02/21/09)
Had 30 Turnovers: 32 vs. Providence (11/16/07)
RECORD: 32 vs. Providence (11/16/07)

• **• FOULS •**

Committed 25 Fouls: 28 vs Missouri (01/02/21)
Committed 30 Fouls: 32 at Missouri (02/08/20)
RECORD: 38 vs. Missouri (12/04/61)

LAST TIME ARKANSAS LOWS...

• **• SCORING •**

Held to 40-45 Points: 43 at Florida (01/22/11)
Held to 46-49 Points: 46 at Mississippi State (02/09/16)
Held to 50-55 Points: 50 vs. Florida (03/14/19)
Held to 56-59 Points: 59 at Alabama (01/16/21)
Held to 19 Points or Less in a Half: 19 (1st half) at Alabama (01/16/21)

• **• FIELD GOALS •**

Held to Below 20 Field Goals Made: 15 (15-49) at Tennessee (02/11/20)

• **• FIELD GOAL PERCENTAGE •**

Held to 20-29% FG: 26.8 (19-71) vs Missouri (01/02/21)
Held to 30-35% FG: .333 (19-57) vs Kentucky (01/18/20)

• **• 3-POINTERS •**

Did not Make a 3-pointer: 0 (0-2) at Texas (01/07/89)
Held to 1-4 3-PT FG Made: 2 (2-17) vs Mississippi State (02/02/21)
Attempted Single-Digit 3-pointers: 9 (6-9) vs TCU (01/25/20)

• **• 3-POINT PERCENTAGE •**

Shot 10% or Worse 3PT FG: 10.0 (1-10) at Mississippi State (02/09/16)
Shot 11-19% 3PT FG: 11.8 (2-17) vs Mississippi State (02/02/21)

• **• FREE THROWS •**

Made Single Digit Free Throws: 4 (4-7) at Oklahoma State (01/30/21)
Attempted Single Digit Free Throws: 7 (4-7) at Oklahoma State (01/30/21)

• **• FREE THROW PERCENTAGE •**

Shot 40-49% FT: 47.1 (8-17) vs Southern (12/09/20)
Shot Below 40% FT: 26.7 (4-15) at Texas A&M (01/09/13)

• **• REBOUNDING •**

Had 19 or Fewer Rebounds: 19 at Missouri (03/05/13)
Had 20-25 Rebounds: 25 at Texas A&M (03/07/20)

• **• ASSISTS •**

Held to 6 Assists or less: 6 at Tennessee (02/11/20)

• **• STEALS •**

Had No Steals: *None on record*
Had 1 Steal: 1 vs Florida (03/09/18)
Had 2-4 Steals: 2 at Tennessee (01/06/21)

• **• BLOCKED SHOTS •**

Had No Blocked Shots: 0 vs Missouri (1/23/19)

• **• FEWEST TURNOVERS •**

Had 1-4 Turnovers: 4 vs Georgia (01/29/19)
Had 5-9 Turnovers: 6 at Kentucky (02/09/21)

• **• FOULS •**

Had Single Digit Fouls: 9 vs LSU (02/17/07)

ARKANSAS MISCELLANEOUS...

Played in an OT game:	02/08/20 at Missouri	L, 79-83 (OT)
Played in a 2OT game:	01/23/18 at Georgia	W, 80-77 (2 OT)
Played in a 3OT game:	02/09/80 vs. Houston	L, 90-84 (3 OT)
Beat AP team ranked 21-25:	03/09/18 vs. #23 Florida (SEC)	W, 80-72
Beat AP team ranked 16-20:	02/02/19 at #19 LSU	W, 90-89
Beat AP team ranked 11-15:	02/27/18 vs. #14 Auburn	W, 91-82
Beat AP team ranked 6-9:	12/30/17 vs. #9 Tennessee	W, 95-93 (OT)
Beat AP team ranked 2-5:	01/27/16 vs. #5 Texas A&M	W, 74-71
Beat AP team ranked #1:	02/12/84 vs. #1 North Carolina (PB)	W, 65-64
Beat AP Top 25 team on road:	02/02/19 at #19 LSU	W, 90-89
Beat AP Top 10 team on road:	02/09/94 at #4 Kentucky	W, 90-82

LAST TIME AN OPPONENT HIGHS...

• SCORING •

Scored 100 Points: 106 at Tennessee (01/15/19)
 Scored 110 Points: 117 at Ole Miss (12/10/73)
 Scored 50 Points in 1st Half: 55 at Tennessee (01/15/19)
 Scored 50 Points in 2nd Half: 56 vs LSU (03/04/20)
 Scored 60 or More Points in a Half: 60 (1st half) vs. Alabama (02/28/96)

• FIELD GOALS MADE •

Made 30 Field Goals: 31 (31-61) at Oklahoma State (01/30/21)
 Made 40 Field Goals: 40 (40-68) by Texas (01/05/10)
 Made 45 Field Goals: 45 (45-80) vs. Pittsburgh (12/29/86)

• FIELD GOALS ATTEMPTED •

Attempted 70 Field Goals: 70 (31-70) vs LSU (03/04/20)
 Attempted 80 Field Goals: 83 (31-83) by FIU (12/01/018)

• FIELD GOAL PERCENTAGE •

Shot 60% FG: 61.1 (15-23) vs. Auburn (02/17/16)
 Shot 65% FG: 67.7 (4-65) vs. North Carolina (03/23/08)
 Shot 69% FG: 69.8 (37-53) at Auburn (01/14/95)

• 3-POINTERS MADE •

Made 15 3-pointers: 15 (15-36) at Alabama (01/16/21)
 Made 17 3-pointers: 17 (17-33) at Auburn (02/20/19)

• 3-POINTERS ATTEMPTED •

Attempted 25 3-pointers: 29 (15-29) at Auburn (12/30/20)
 Attempted 30 3-pointers: 31 (8-31) vs Auburn (02/04/20)
 Attempted 35 3-pointers: 36 (15-36) at Alabama (01/16/21)

• 3-POINT PERCENTAGE •

Shot 50% 3PT FG (min 15 att): 53.8 (14-26) at Kentucky (02/09/21)
 Shot 60% or Better 3PT FG (min 15 att): 62.7 (10-15) at South Carolina (02/09/19)

• FREE THROWS •

Made 20 Free Throws: 20 (20-26) at Tennessee (01/06/21)
 Made 30 Free Throws: 34 (34-44) at Missouri (02/08/19)
 Made 40 Free Throws: 40 (40-50) vs. UMass (11/25/94)

• FREE THROW ATTEMPTS •

Attempted 35 Free Throws: 39 (26-39) vs Missouri (01/02/21)
 Attempted 40 Free Throws: 44 (34-44) at Missouri (02/08/18)
 Attempted 50 Free Throws: 50 (39-50) vs. South Carolina (03/11/04)

• FREE THROW PERCENTAGE •

Shot 80% FT (min. 10 att): .840 (21-25) at Florida (02/18/20)
 Shot 90% or Better FT (min. 10 att): .962 (25-26) at Ole Miss (01/11/20)

• REBOUNDING •

Grabbed 45 Rebounds: 48 at LSU (01/13/21)
 Grabbed 50 Rebounds: 51 vs Missouri (01/02/21)
 Grabbed 55-Plus Rebounds: 56 vs. Georgia (01/29/19)
 Grabbed 20 Offensive Rebounds: 23 at LSU (01/08/20)

• ASSISTS •

Had 25 Assists: 25 vs. Louisville (11/17/09)
 Had 30 Assists: 30 at UAB (01/27/90)

• STEALS •

Had 15 Steals: 15 at LSU (02/24/10)
 Had 18 Steals: 18 vs. Alcorn State (12/02/95)

• BLOCKED SHOTS •

Had 10 Blocks: 10 at Tennessee (01/22/14)
 Had 13 Blocks: 13 at Mississippi State (01/14/10)

• MOST TURNOVERS •

Had 20 Turnovers: 21 vs Georgia (01/09/21)
 Had 25 Turnovers: 26 vs Mississippi State (02/02/21)
 Had 30 Turnovers: 30 vs. Louisiana-Monroe (12/31/04)

• FOULS •

Committed 30-plus Fouls: 35 vs LSU (03/04/20)
RECORD: 36 vs. Centenary (12/04/82)

LAST TIME AN OPPONENT LOWS

• SCORING •

Held to 30-39 Points: 33 vs. Vanderbilt (01/12/13)
Held to 40-45 Points: 45 vs Mississippi State (02/02/21)
 Held to 46-49 Points: 46 vs Montana (11/16/19)
Held to 50-55 Points: 50 vs Lipscomb (12/05/20)
 Held to 56-59 Points: 55 vs Vanderbilt (01/15/20)
 Held to 19 Points or Less in a Half: 18 vs Montana (11/16/19)

• FIELD GOAL PERCENTAGE •

Held to 21% or Worse FG: .2097 (13-62) vs. Jackson State (11/22/02)
Held to 20-29% FG: .286 (18-63) vs Southern (12/09/19)
Held to 30-35% FG: .306 (15-49) vs Mississippi State (02/02/21)

• 3-POINTERS •

Did not Make a 3-pointer: 0 (0-10) by Mississippi State (02/07/15)
Held to 1 3-PT FG Made: 1 (1-13) vs Southern (12/09/20)
 Held to 2-4 3-PT FG Made: 4 (4-17) vs Tennessee (02/26/20)
Held to 5-7 3-PT FG Made: 5 (5-19) vs Mississippi State (02/02/21)

• 3-POINT PERCENTAGE •

Shot 10% or Worse 3PT FG: 6.3 (1-16) vs Ole Miss (01/27/21)
 Shot 11-19% 3PT FG: 15.4 (2-13) vs North Texas (11/28/20)

• FREE THROWS •

Made 1-5 Free Throws: 3 (3-6) vs Miss Valley State (11/25/20)
 Made 6-9 Free Throws: 8 (8-12) Ole Miss (01/27/21)

• FREE THROW ATTEMPTS •

Attempted Single Digit Free Throws: 7 (3-6) vs Miss Valley State (11/25/20)

• FREE THROW PERCENTAGE •

Shot 40-49% FT: 47.4 (9-19) vs. Auburn (02/17/16)
 Shot Below 40% FT: 38.1 (8-21) vs. Texas State (12/22/18)

• REBOUNDING •

Had 19 or Fewer Rebounds: 19 vs. Missouri-Kansas City (12/02/06)
 Had 20-25 Rebounds: 25 at Texas Tech (01/26/19)

• ASSISTS •

Held 5 Assists or Fewer: 5 vs Southern (12/09/20)

• STEALS •

Had No Steals: 0 vs Vanderbilt (01/15/20)
 Had 1 Steal: 1 at Kentucky (02/09/21)
 Had 2-4 Steals: 3 vs Missouri (01/02/21)

• BLOCKED SHOTS •

Had No Blocked Shots: 0 (3x in 2020-21) vs Lipscomb / Southern / Georgia

• FEWEST TURNOVERS •

Had 0-5 Turnovers: 5 at Tennessee (01/06/21)
 Had 6-9 Turnovers: 9 vs Ole Miss (01/27/21)

• FOULS •

Had Single Digit Fouls: 8 at Michigan (12/08/12)
Committed 10-14 Fouls: 14 at Oklahoma State (01/30/21)

RAZORBACK SPEED CHART



JUSTIN SMITH

0 F • Gr. Sr. • 6-7 • 230
Buffalo Grove, Ill.



Injured ankle at Auburn (12/30), surgery (1/1), returned at Bama (1/16) ... 1 point shy of 1,000 - Got 500th career rebound vs Ole Miss ... 36th in NCAA/2nd SEC in off rebs (3.12) ... 6 career Double-Doubles / 2 at ARK (ORU: 22 pts & career-high 17 rebs / MISS ST: 10 pts & 10 reb) ... Led ARK in Pts, Reb & Assists at OSU.

Year	GP	GS	Min	Avg	FG	FGA	Pct	3FG	3FGA	Pct	FT	FTA	Pct	Off	Def	Tot	Avg	PF	FO	Ast	TO	Blk	Stl	Pts	Avg
2020-21	16	16	446	27.9	76	157	.484	3	16	.188	23	40	.575	50	54	104	6.5	32	0	24	26	7	14	178	11.1
CAREER	114	89	2746	24.1	407	810	.502	23	96	.240	162	263	.616	216	307	523	4.6	240	2	88	175	42	74	999	8.8

CAREER HIGHS

PTS: 24 (2x) last vs Western Illinois (11/05/19)
REB: 17 vs Oral Roberts (12/20/20)
AST: 4 (2x) last at Oklahoma State (01/30/21)
STL: 3 (7x) last vs Mississippi Valley (11/25/20)
BLK: 3 at Michigan State (02/02/19)



JD NOTAE

1 G • R-Jr. • 6-1 • 195
Covington, Ga.

Pronounced No-Tay

Scored 1,000th career point vs UCA, scoring a game-high 22 points with 6 assists, 3 steals, 1 TO ... 5 career Double-Doubles including a Triple-Double ... Has led team in scoring 5x ... 18th in the SEC in scoring ... SEC Rank: 9th in total 3's made (36), 11th in FT made (65), 15th in total FG Made (85)

Year	GP	GS	Min	Avg	FG	FGA	Pct	3FG	3FGA	Pct	FT	FTA	Pct	Off	Def	Tot	Avg	PF	FO	Ast	TO	Blk	Stl	Pts	Avg
2020-21	20	1	449	22.5	85	224	.379	36	110	.327	65	83	.783	11	52	63	3.2	32	1	39	40	8	24	271	13.6
CAREER	80	52	2260	28.3	421	1027	.410	147	425	.346	211	287	.735	68	323	391	4.9	168	7	202	218	36	125	1200	15.0

CAREER HIGHS

PTS: 40 vs Florida Memorial (11/21/18)
REB: 14 Stetson (01/30/19)
AST: 10 at Kennesaw State (01/09/19)
STL: 5 (2x) last Florida Gulf Coast (02/02/19)
BLK: 3 (4x) last at Oral Roberts (12/20/20)



VANCE JACKSON JR.

2 F • Gr. Sr. • 6-9 • 238
Pasadena, Calif.



Scored 1,000th career point and grabbed his 500th career rebound in season opener vs Miss Valley with 15 pts (4-6 3PT) and 7 rebs ... 8 career Double-Doubles ... Had nine rebs at UT and seven at LSU ... Scored SEC-best 15 vs Georgia ... Rated the 8th-best Graduate Transfer in the Nation by CBSSports.com

Year	GP	GS	Min	Avg	FG	FGA	Pct	3FG	3FGA	Pct	FT	FTA	Pct	Off	Def	Tot	Avg	PF	FO	Ast	TO	Blk	Stl	Pts	Avg
2020-21	20	3	273	13.7	31	85	.365	20	56	.357	8	14	.571	10	42	52	2.6	17	0	16	12	2	8	90	4.5
CAREER	112	68	2751	24.6	348	840	.414	177	500	.354	207	309	.670	108	438	546	4.9	202	3	181	193	20	81	1080	9.6

CAREER HIGHS

PTS: 30 vs Fresno State (02/02/19)
REB: 13 (2x) last vs Fresno State (02/02/19)
AST: 7 vs Nevada (01/05/19)
STL: 4 vs Wyoming (03/03/19)
BLK: 2 (2x) last vs Nevada (02/18/20)



DESI SILLS

3 G • Jr. • 6-2 • 200
Jonesboro, Ark.

Preseason All-SEC second team by the coaches ... 1st career Double-Double vs ORU (16 pts and career-high 10 rebs) ... Led Hogs to sweep vs Auburn: 1st - Career-high 23 points & six rebounds on the road ... 2nd - Had 22 pts in home win ... Has made 15 of last 18 FT, including 8-of-10 vs AUB

Year	GP	GS	Min	Avg	FG	FGA	Pct	3FG	3FGA	Pct	FT	FTA	Pct	Off	Def	Tot	Avg	PF	FO	Ast	TO	Blk	Stl	Pts	Avg
2020-21	20	15	484	24.2	70	154	.455	20	61	.328	43	62	.694	18	47	65	3.3	39	0	36	22	6	26	203	10.2
CAREER	86	47	2057	23.9	242	554	.437	96	267	.360	142	210	.676	50	153	203	2.4	203	6	133	119	11	77	722	8.4

CAREER HIGHS

PTS: 23 at Auburn (12/30/20)
REB: 10 vs Oral Roberts (12/20/20)
AST: 6 vs FIU (12/01/18)
STL: 4 (2x) last vs UT Arlington (12/02/20)
BLK: 2 Mississippi State (02/02/21)



DAVONTE "DEVO" DAVIS

4 G • Fr. • 6-3 • 180
Jacksonville, Ark.

Led team w/ 14 pts & added 7 rebs in 16 min vs Southern ... Made 4 "game-winning" plays during 10-0 run at Auburn, including FG to cap the run ... Keyed win vs Auburn at home w/ 10 pts ... Started vs UGA & had 20 pts, 7 reb & 6 assists ... Game-clinching steal at UK ... **LAST 5 GAMES: 9.3 ppg / 4.3 rpg / 54 FG%**

Year	GP	GS	Min	Avg	FG	FGA	Pct	3FG	3FGA	Pct	FT	FTA	Pct	Off	Def	Tot	Avg	PF	FO	Ast	TO	Blk	Stl	Pts	Avg
2020-21	18	5	332	18.4	52	107	.486	2	5	.400	12	18	.667	21	42	63	3.5	37	0	27	24	2	21	118	6.6

CAREER HIGHS

PTS: 20 vs Georgia (01/09/21)
REB: 8 vs Mississippi State (02/02/21)
AST: 6 vs Georgia (01/09/21)
STL: 3 vs Missouri (01/02/21)
BLK: 1 (2x) at Vanderbilt (01/23/21)



MOSES MOODY

5 G • Fr. • 6-6 • 205
Little Rock, Ark.

On Athletics' African American Student-Athlete Leadership Council and SAAC ... SEC Fresh of the Week (12/7) ... 7th in the SEC in scoring/3rd among NCAA Fresh ... 3rd in SEC in FT made ... 1st career double-double vs Mizzou (1/2) ... Five 20-pt games (3 in SEC) ... Projected top 10 2021 NBA pick by five publications.

Year	GP	GS	Min	Avg	FG	FGA	Pct	3FG	3FGA	Pct	FT	FTA	Pct	Off	Def	Tot	Avg	PF	FO	Ast	TO	Blk	Stl	Pts	Avg
2020-21	20	20	644	32.2	107	238	.450	35	94	.372	77	75	.811	44	70	114	5.7	45	0	31	29	10	21	326	16.3

CAREER HIGHS

PTS: 28 at Alabama (01/16/21)
REB: 10 vs Missouri (01/02/21)
AST: 3 vs Lipscomb (12/05/20)
STL: 3 (2x) last vs North Texas (11/28/20)
BLK: 2 at Abilene Christian (12/22/20)



JAYLIN WILLIAMS

10 F • Fr. • 6-10 • 245
Fort Smith, Ark.

Leads team with 11 charges taken ... 1st career start at Tennessee and was 3-of-3 FG ... Led Arkansas with 10 rebounds vs MVSU and 10 at LSU, added 9 vs UGA ... Breakout game in home win vs Auburn with 7 pts, 7 rebs and took 2 charges in 29 minutes ... At UK, career-high 5-of-6 FT with team-best 7 rebs

Year	GP	GS	Min	Avg	FG	FGA	Pct	3FG	3FGA	Pct	FT	FTA	Pct	Off	Def	Tot	Avg	PF	FO	Ast	TO	Blk	Stl	Pts	Avg
2020-21	18	2	254	14.1	19	37	.514	5	16	.313	13	16	.813	20	55	75	4.2	33	1	12	18	13	10	56	3.1

CAREER HIGHS

PTS: 9 vs Mississippi Valley State (11/25/20)
REB: 10 (2x) last at LSU (01/13/21)
AST: 2 (2x) last vs Auburn (01/20/21)
STL: 2 (2x) last vs Mississippi St. (02/02/21)
BLK: 2 (2x) last at LSU (01/13/21)



JALEN TATE

11 G • Gr. Sr. • 6-6 • 175
Pickerington, Ohio



1,000th career pt vs UCA • 400th career reb vs AUB (1/20) • 300th career assist vs LIP ... 4 career Double-Doubles (2 at ARK: 17 pts & career-high 11 assists vs UCA - 15 & 10 vs UGA) ... 3rd in the SEC in assists/gm ... At VU: 25 pts, 8 assists, 1 TO & 4 steals ... Sank 2 FT w/4.3 ticks left to beat UK ... 4-plus rebounds in 13x.

Year	GP	GS	Min	Avg	FG	FGA	Pct	3FG	3FGA	Pct	FT	FTA	Pct	Off	Def	Tot	Avg	PF	FO	Ast	TO	Blk	Stl	Pts	Avg
2020-21	20	20	581	29.1	84	167	.503	18	49	.367	31	46	.674	22	51	73	3.7	55	2	88	58	6	29	217	10.9
CAREER	113	102	2965	26.2	440	878	.501	57	190	.300	230	369	.623	99	316	415	3.7	339	8	373	241	59	158	1167	10.3

CAREER HIGHS

PTS: 31 vs IUPUI (02/14/20)
REB: 12 at Green Bay (01/31/20)
AST: 11 vs Central Arkansas (12/20/20)
STL: 6 vs IUPUI (02/14/20)
BLK: 3 (3x) last at Detroit Mercy (03/06/19)



KHALEN "KK" ROBINSON

12 G • Fr. • 6-0 • 175
Little Rock, Ark.

• Had surgery on his right foot on Jan. 10 and will miss the rest of the 2020-21 season.
• Rated the 36th-best incoming freshman in the nation and the 7th-best combo guard by 247Sports.com
• 2020 MaxPreps Virginia All-State first team

Year	GP	GS	Min	Avg	FG	FGA	Pct	3FG	3FGA	Pct	FT	FTA	Pct	Off	Def	Tot	Avg	PF	FO	Ast	TO	Blk	Stl	Pts	Avg
2020-21	11	0	92	8.4	9	21	.429	5	12	.417	6	8	.750	0	10	10	0.9	16	1	11	6	1	3	29	2.6

CAREER HIGHS

PTS: 15 vs Mississippi Valley State (11/25/20)
REB: 2 vs Mississippi Valley State (11/25/20)
AST: 4 vs Lipscomb (12/05/20)
STL: 1 vs Mississippi Valley State (11/25/20)
BLK: -



ABAYOMI "BAYBE" IYIOLA

22 F • R-Jr. • 6-9 • 230
Atlanta, Ga.

• Pronounced ah-BAH-yum-Mee ... EE-EE-oh-la ... **Goes by Baybe** (pronounced Bay-bey)
• Had knee (right) surgery in the summer and started practicing with the team in Dec. 26
• Serves on Arkansas' Student-Athlete Advisory Committee

Year	GP	GS	Min	Avg	FG	FGA	Pct	3FG	3FGA	Pct	FT	FTA	Pct	Off	Def	Tot	Avg	PF	FO	Ast	TO	Blk	Stl	Pts	Avg
2020-21	63	39	1325	21.0	274	547	.501	1	11	.091	107	151	.709	162	272	434	6.9	185	6	19	75	58	46	656	10.4

CAREER HIGHS

PTS: 26 at USF (11/28/18)
REB: 13 (3x) last at North Florida (01/15/20)
AST: 2 (2x) last at North Florida (02/26/19)
STL: 4 at Jacksonville (02/13/19)
BLK: 2 (2x) last at North Florida (02/26/19)



CONNOR VANOVER

23 F • R-Sr. • 7-3 • 247
Little Rock, Ark.

2+ blocks in each of last 4 gms ... At least seven rebounds in 9x this year and at least 3 BLKS 7x ... 3rd SEC in BLKS (2.0), 10th in SEC in def rebs (4.45) ... Game-high 23 pts (4-of-5 3PT FG) w/ 8 reb & 3 BLK vs MVSU ... Career-high 16 boards and 6 blocks vs North Texas ... Had 10 rebs vs UCA ... Had 17 pts in win at Auburn

Year	GP	GS	Min	Avg	FG	FGA	Pct	3FG	3FGA	Pct	FT	FTA	Pct	Off	Def	Tot	Avg	PF	FO	Ast	TO	Blk	Stl	Pts	Avg
2020-21	20	18	376	18.8	58	126	.460	19	60	.317	19	1,000	.24	89	113	202	5.7	28	0	11	13	40	11	154	7.7
CAREER	48	33	867	18.1	141	303	.465	46	136	.338	35	43	.814	45	151	196	4.1	66	2	16	31	75	18	363	7.6

CAREER HIGHS

PTS: 24 at Stanford (03/07/19)
REB: 16 vs North Texas (11/28/20)
AST: 2 vs Washington State (03/02/19)
STL: 3 vs Southern (12/09/20)
BLK: 6 (2x) last vs North Texas (11/28/20)



ETHAN HENDERSON

24 F • Jr. • 6-8 • 210
Little Rock, Ark.

• Played a season-high 15:31 at Alabama and recorded four rebounds with three blocked shots
• In 55 minutes this season has recorded 14 rebounds and five blocked shots.
• On 40-minute basis, averages 10.2 rebounds and 3.3 blocked shots.

Year	GP	GS	Min	Avg	FG	FGA	Pct	3FG	3FGA	Pct	FT	FTA	Pct	Off	Def	Tot	Avg	PF	FO	Ast	TO	Blk	Stl	Pts	Avg
2020-21	11	0	55	5.0	5	7	.714	0	0	.000	1	2	.500	7	7	14	1.3	6	0	0	2	5	0	11	1.0
CAREER	43	6	290	6.7	22	38	.579	0	0	.000	9	22	.409	26	46	72	1.7	44	1	5	7	23	7	53	1.2

CAREER HIGHS

PTS: 10 vs LSU (03/04/20)
REB: 9 vs Tennessee (02/26/20)
AST: 1 UT Arlington (11/23/18)
STL: 2 at Tennessee (01/15/19)
BLK: 4 at Texas A&M (03/07/20)



ERIC MUSSELMAN

University of Arkansas Head Coach
San Diego, 1987