



## 2020-21 SCHEDULE / RESULTS

### NOVEMBER 2-0

25 Wed	MISSISSIPPI VALLEY STATE	SECN Plus	W 142 62
	Fayetteville, Ark. • Bud Walton Arena/Nolan Richardson Court		
28 Sat	NORTH TEXAS	SECN Plus	W 69 54
	Fayetteville, Ark. • Bud Walton Arena/Nolan Richardson Court		

### DECEMBER 7-0

2 Wed	UT Arlington	SEC Network	W 72 60
	Fayetteville, Ark. • Bud Walton Arena/Nolan Richardson Court		
5 Sat	LIPSCOMB	SECN Plus	W 86 50
	Fayetteville, Ark. • Bud Walton Arena/Nolan Richardson Court		
8 Tues	at Tulsa	ESPN+	Canceled
	Tulsa, Okla. • Donald W. Reynolds Center		Tulsa COVID-19 protocols
9 Wed	SOUTHERN	SECN Plus	W 79 44
	Fayetteville, Ark. • Bud Walton Arena/Nolan Richardson Court		
12 Sat	CENTRAL ARKANSAS	SECN Aft.	W 100 75
	Fayetteville, Ark. • Bud Walton Arena/Nolan Richardson Court		
20 Sun	ORAL ROBERTS	SEC Network	W 87 76
	Fayetteville, Ark. • Bud Walton Arena/Nolan Richardson Court		
22 Tues	ABILENE CHRISTIAN	SEC Network	W 85 72
	Fayetteville, Ark. • Bud Walton Arena/Nolan Richardson Court		
30 Wed	Auburn	ESPN2	W 97 85
	Auburn, Ala. • Auburn Arena		

### JANUARY 5-4

2 Sat	#12/12 MISSOURI *	CBS	L 68 81
	Fayetteville, Ark. • Bud Walton Arena/Nolan Richardson Court		
6 Sat	at #9/8 Tennessee *	ESPN2	L 74 79
	Knoxville, Tenn. • Thompson-Boling Arena		
9 Sat	GEORGIA *	SEC Network	W 99 69
	Fayetteville, Ark. • Bud Walton Arena/Nolan Richardson Court		
13 Wed	at LSU *	ESPN2	L 76 92
	Baton Rouge, La. • Pete Maravich Assembly Center		
16 Sat	at #RV/24 Alabama *	SEC Network	L 59 90
	Tuscaloosa, Ala. • Coleman Coliseum		
20 Wed	AUBURN *	SEC Network	W 75 73
	Fayetteville, Ark. • Bud Walton Arena/Nolan Richardson Court		
23 Sat	at Vanderbilt *	SEC Network	W 92 71
	Nashville, Tenn. • Memorial Gymnasium		
27 Wed	OLE MISS *	SEC Network	W 74 59
	Fayetteville, Ark. • Bud Walton Arena/Nolan Richardson Court		
30 Sat	at Oklahoma State	ESPN2	L 77 81
	Stillwater, Okla. • Gallagher-Iba Arena / Eddie Sutton Court		

### FEBRUARY (All Times CT)

2 Tues	MISSISSIPPI STATE *	SEC Network	W 61 45
	Fayetteville, Ark. • Bud Walton Arena/Nolan Richardson Court		
6 Sat	TEXAS A&M *	SEC Network	Postponed
	Fayetteville, Ark. • Bud Walton Arena/Nolan Richardson Court		A&M COVID-19 protocols
9 Tues	at Kentucky	ESPN	W 81 80
	Lexington, Ky. • Rupp Arena		
13 Sat	at #10/10 Missouri	ESPN2	W (OT) 86 81
	Columbia, Mo. • Mizzou Arena		
16 Tues	FLORIDA *	ESPN2	6:00 pm
	Fayetteville, Ark. • Bud Walton Arena/Nolan Richardson Court		
20 Sat	at Texas A&M	SEC Network	7:30 pm
	Bryan College Station, Texas • Reed Arena		
24 Wed	ALABAMA *	ESPN2/U	8:00 pm
	Fayetteville, Ark. • Bud Walton Arena/Nolan Richardson Court		
27 Sat	LSU *	ESPN/2	1:00 pm
	Fayetteville, Ark. • Bud Walton Arena/Nolan Richardson Court		

### MARCH (All Times CT)

2 Tues	at South Carolina *	SEC Network	5:30 pm
	Columbia, S.C. • Colonial Life Arena		
10-14	SEC CHAMPIONSHIP		TBA
	Nashville, Tenn. • Bridgestone Arena		

\* SEC Game || HOME GAMES IN CAPS

## ARKANSAS BASKETBALL

**1994 NATIONAL CHAMPION**

**3 NAISMITH HALL OF FAMERS**

**31 ALL-AMERICANS**

**1995 NATIONAL RUNNER-UP**

**6 FINAL FOURS**

**33 NCAA BERTHS**

**10 ELITE EIGHTS**

**39 NBA DRAFT PICKS**

# ARKANSAS RAZORBACKS

## GAME 22: FLORIDA AT #24/RV ARKANSAS

Feb. 16, 2021 • Tuesday • 6:00 pm (CT) • Fayetteville, Ark. • Bud Walton Arena (19,200/4,400)/Nolan Richardson Court



### #24/RV ARKANSAS RAZORBACKS

Eric Musselman (San Diego '87)

### OVERALL 16-5 SEC 8-4

at UA: 36-17 (2nd) Collegiate: 146-51 (6th)



### RV/RV FLORIDA GATORS

Mike White (Ole Miss '00)

### OVERALL 10-5 SEC 6-4

at UF: 118-70 (6th) Overall: 219-110 (10th)



### NETWORK

Karl Ravech (PxP)  
Jimmy Dykes (Analyst)



### RAZORBACK SPORTS NETWORK

Chuck Barrett (PxP)  
Matt Zimmerman (Analyst)



### SATELLITE RADIO

XM: 192 • Sirius: --  
Online Channel: 963



### LIVE STATS / WATCH ESPN ONLINE

www.Arkansas.StatBroadcast.com

www.espn.com/watch/player?id=ba77521d-23b2-4ac0-9dd8-a93a172f178f



## Versus Florida

- This will be the 39th meeting in the series. The Gators are the Razorbacks' second-most, infrequently-played team in the SEC (behind South Carolina at 35).
- The Gators own a 26-12 advantage in the series with all meeting coming since Arkansas joined the SEC. However, the Hogs own a slight 8-7 advantage in games played in Fayetteville.
- Arkansas has lost three straight in the series, 11 of the last 12 and 17 of the last 19.

### LAST TIME - FLA: 73 - ARK: 59 (Feb. 18, 2020 @ GAINESVILLE)

- Arkansas cut a 19-point deficit to two but could not complete the comeback as Florida pulled away late for a 73-59 victory at Exactech Arena.
- Arkansas faced its largest deficit with 7:30 to play in the first half. From that point, the Razorbacks kept chipping away, trailing by seven at halftime. Arkansas opened the second half with a flurry and were down two (42-40) after an Ethan Henderson dunk at the 14:44 mark of the second half. Overall, Arkansas outscored the Gators 22-6 to close the first half and open the second half.
- The Razorbacks were only down four, 56-52 with seven minutes left to play. From that point, Florida went on a 10-0 run to lead 66-52 with 3:39 left to secure the win.
- Keyontae Johnson led all scorers with 24 points and 10 rebounds. He was 15-of-17 from the free throw line - compared to Arkansas being 12-of-19 at the charity stripe.
- Jones led Arkansas with 21 points and five assists.

## Hogs Crack Top 25

- With six straight SEC wins, Arkansas shot up the national polls this week, landing at #24 in the Associated Press poll and "#28" in the USA Today/Coaches poll.
- It marks the first time Arkansas has been ranked since Jan. 6, 2018 when the Razorbacks were #22 in the AP and #23 by the Coaches.
- Last week, Arkansas only received three points in both polls. The Razorbacks received 111 points this week in the AP - 37 more than the 25th-ranked team - and 32 points by the Coaches - 20 shy of the top 25.

## 6-Game SEC Win Streak

- Even though Arkansas lost at Oklahoma State on Jan. 30 in the SEC/Big 12 Challenge, Arkansas is riding a six-game SEC win streak.
- This is Arkansas' first six-game, SEC win streak since winning seven-straight SEC games in Feb. 2015. The Hogs also won seven-straight SEC games to end the 1994-95 regular season.
- Arkansas' longest SEC win streak is 11 games to close the 1993-94 season. The Hogs won 11-straight Southwest Conference games in the 1990-91, 1989-90 and 1980-81 seasons. Arkansas was a perfect 16-0 in the SWC in 1976-77 as part of an 18-game overall league win streak (final SWC game of 1975-76, all 16 SWC games in 1976-77 and first two SWC games in 1977-78).

### INSIDE THE NUMBERS FOR THE SEC WIN STREAK

^ Leading scorers: Tate (13.8) Moody (13.2) Smith (11.7) Davis/Vanover (8.7)  
^ Leading rebounders: Smith (6.3) Moody (5.5) Vanover (4.8) Davis (4.3)

**www.ArkansasRazorbacks.com**

@RazorbackMBB  
@EricPMusselman  
@RazorbackMBBRec

@RazorbackMBB  
@ericpmusselman

/RazorbackMBB

Arkansas SID: Mike Cawood • [tmcawood@uark.edu](mailto:tmcawood@uark.edu) • 479-236-2090

### SERIES INFO:

OVERALL	ARK Trails	12-26
Home	ARK Leads	8-7
Away	ARK Trails	2-14
Neutral	ARK Trails	2-5
SEC ONLY	ARK Trails	SAME

### MOST RECENT RESULTS:

01/11/14	-/10	L 84-82	(OT) H
01/31/15	L 57-56	A	
02/03/16	L 87-83	A	
03/10/16	L 68-61	N (Nashville)	
12/29/16	-/25	L 81-72	H
03/01/17	-/12	L 78-65	A
01/17/08	L 88-73	A	
03/09/18	-/23 W	80-72	N (St. Louis)
01/09/19	L 57-51	H	
03/14/19	L 66-50	N (Nashville)	
02/18/20	L 73-59	A	

## 2020-21 STAT COMPARISON

82.8	Scoring Off.	77.5
70.4	Scoring Def.	71.1
+12.4	Scoring Margin	+6.5
.451	FG%	.474
.417	FG% Def.	.425
.341	3PT%	.375
8.1	3PT Made/Gm	7.3
.323	3PT% Def.	.331
.74.6	FT%	.738
+5.0	Reb. Margin	+1.1
14.8	Assists/Gm	12.9
1.16	A/TO Ratio	0.93
+2.6	TO Margin	+1.1
5.0	Blocks/Gm	6.3
8.2	Steals/Gm	7.5
17.2	Fouls/Gm	19.8

- IN THE SEC 6TH IN PPG 7TH IN FG% 4TH IN FT% 20TH IN REBS - 4TH AMONG NCAA FR. IN PPG (16.3)

- SCORED 1,000TH PT AT MIZZOU AND LED TM IN PTS AND REB AT MIZZOU

- HAS BLOCKED AT LEAST 2 SHOTS IN 5 STRAIGHT GMS; 17 TOTAL - 35TH IN NCAA IN BLKS (2.0)

**MUSSELMAN PLAYERS IN THE NBA**  
CALEB MARTIN  
CODY MARTIN  
JALEN HARRIS  
ISAIAH JOE  
MASON JONES

**TV/RADIO ROSTER**



**0 • Justin SMITH**  
M.S. - Operations Management



**1 • JD NOTAE**  
Recreation and Sport Management



**2 • Vance JACKSON Jr.**  
M.Ed. - Adult & Lifelong Learning



**3 • Desi SILLS**  
Recreation and Sport Management



**4 • Davonte "Devo" DAVIS**  
Recreation and Sport Management



**5 • Moses MOODY**  
Undecided



**10 • Jaylin WILLIAMS**  
Recreation and Sport Management



**11 • Jalen TATE**  
M.Ed. - Adult & Lifelong Learning



**12 • Khalel "KK" ROBINSON**  
Recreation and Sport Management



**13 • Emeka OBUKWELE**  
Biology/Pre-Med



**20 • Kamani JOHNSON**  
Communications



**22 • Abayomi "Baybe" IYIOLA**  
Business Accounting



**23 • Connor VANOVER**  
Communications



**24 • Ethan HENDERSON**  
Recreation and Sport Management



**33 • Bryson MOREHEAD**  
Engineering



**ERIC MUSSELMAN**  
Head Coach



**David PATRICK**  
Associate Head Coach



**Clay MOSER**  
Assistant Coach



**Corey WILLIAMS**  
Assistant Coach



**Anthony RUTA**  
Dir.-Operations



**Earl BOYKINS**  
Dir.-S/A Develop.



**Hays MYERS**  
Special Asst. to HC



**Michael MUSSELMAN**  
Dir.-Recruiting



**Patrick ACKERMAN**  
Recruiting Coord.



**Riley HALL**  
Video Coord.

**NUMERICAL ROSTER**

No.	Name	Pos.	Yr.	Ht.	Wt.	Hometown	Previous School
0	Justin Smith	F	Gr.	6-7	230	Buffalo Grove, Ill.	Indiana
1	JD Notae	G	R-Jr.	6-1	195	Covington, Ga.	Jacksonville
2	Vance Jackson Jr.	F	Gr.Sr.	6-9	238	Pasadena, Calif.	New Mexico
3	Desi Sills	G	Jr.	6-2	200	Jonesboro, Ark.	Jonesboro HS
4	Davonte "Devo" Davis	G	Fr.	6-3	180	Jacksonville, Ark.	Jacksonville HS
5	Moses Moody	G	Fr.	6-6	205	Little Rock, Ark.	Montverde Acad.
10	Jaylin Williams	F	Fr.	6-10	245	Fort Smith, Ark.	Northside HS
11	Jalen Tate	G	Gr.Sr.	6-6	175	Pickerington, Ohio	Northern Ky.
12	Khalel "KK" Robinson	G	Fr.	6-0	175	Little Rock, Ark.	Oak Hill Acad.
13	Emeka Obukwelu	F	Sr.	6-8	235	Plano, Texas	UT Tyler
20	Kamani Johnson	F	Jr.	6-7	215	Brooklyn, N.Y.	Little Rock
22	Abayomi "Baybe" Iyiola	F	R-Jr.	6-9	230	Atlanta, Ga.	Stetson
23	Connor Vanover	F	R-So.	7-3	247	Little Rock, Ark.	California
24	Ethan Henderson	F	Jr.	6-8	210	Little Rock, Ark.	Parkview HS
33	Bryson Morehead	F	Fr.	6-8	160	Katy, Texas	Obra D. Tompkins HS

**COACHES/STAFF**

Head Coach: ..... Eric Musselman (San Diego, 1987)  
 Associate Head Coach: ..... David Patrick (UL Lafayette, 2000)  
 Assistant Coach: ..... Clay Moser (Wisconsin-La Crosse, 1987)  
 Assistant Coach: ..... Corey Williams (Oklahoma State, 2002)  
 Director of Operations: ..... Anthony Ruta (Arizona State, 2012)  
 Special Assistant to Head Coach: ..... Hays Myers (LSU, 2016)  
 Director of Student-Athlete Development: ..... Earl Boykins (Eastern Michigan, 1998)  
 Video Coordinator: ..... Riley Hall (Arkansas, 2016)  
 Director of Recruiting: ..... Michael Musselman (San Diego, 2018)  
 Recruiting Coordinator: ..... Patrick Ackerman (Detroit Mercy, 2016)  
 Head Strength Coach: ..... Dave Richardson (Louisiana-Monroe, 1989)  
 Graduate Assistants:  
 Tyson Batiste (Central Connecticut State, 2019) • Jeremiah Bonsu (Dayton, 2017) • Caleb Cline (South Dakota, 2020) • Alex Dellelt (Arkansas, 2018) • Colin Donnelly (Michigan State, 2019) • Raheem Martin (Greensboro College, 2016) • Elijah Roth (Arizona, 2020)  
 Student Assistant: ..... Khalil Garland

**PRONUNCIATION**

#1 JD Notae ..... No-Tay  
 #3 Desi Sills ..... DEZ-ee  
 #12 Khalel Robinson ..... Kay-lin  
 #13 Emeka Obukwelu ..... Eh-MEH-kuh Oh-Boo-Quay-Lu  
 #22 Abayomi Iyiola ..... ah-Bah-YUM-ee EE-EE-oh-la  
 ^ goes by "Baybe" ..... Bay-Bey  
 Anthony Ruta ..... R00-tuh

**ROSTER BY STATE**

<b>ARKANSAS (7)</b>	<b>ILLINOIS (1)</b>
Davonte Davis Jacksonville	Justin Smith Buffalo Grove
Ethan Henderson Little Rock	
Moses Moody Little Rock	<b>NEW YORK (1)</b>
Khalel Robinson Little Rock	Kamani Johnson Brooklyn
Desi Sills Jonesboro	
Connor Vanover Little Rock	<b>TEXAS (2)</b>
Jaylin Williams Fort Smith	Emeka Obukwelu Plano
	Bryson Morehead Katy
<b>CALIFORNIA (1)</b>	<b>OHIO (1)</b>
Vance Jackson Jr. Pasadena	Jalen Tate Pickerington
<b>GEORGIA (2)</b>	
Abayomi Iyiola Atlanta	
JD Notae Covington	

**ROSTER BY CLASS**

<b>GRADUATE SENIOR (4)</b>	<b>SOPHOMORE (1)</b>
Vance Jackson Jr.	Connor Vanover (Redshirt)
Justin Smith	
Jalen Tate	<b>FRESHMAN (5)</b>
	Davonte Davis
<b>SENIOR (1)</b>	Moses Moody
Emeka Obukwelu	Bryson Morehead
	Khalel Robinson
<b>JUNIOR (4)</b>	Jaylin Williams
Abayomi Iyiola (Redshirt)	
Ethan Henderson	
Kamani Johnson	
JD Notae (Redshirt)	
Desi Sills	



## ABOUT ARKANSAS

Location.....	Fayetteville, Ark.
Enrollment.....	27,559
Founded.....	1871
Colors.....	Cardinal (PMS 201) and White
Nickname.....	Razorbacks
Conference.....	Southeastern (SEC)
System Pres.....	Dr. Donald R. Bobbitt (Arkansas, 1980)
Chancellor.....	Dr. Joseph E. Steinmetz (C. Michigan, 1977)
Vice Chancellor / AD.....	Hunter Yurachek (Guilford, 1990)
Faculty Representative.....	Gerald Jordan (Arkansas, 1970)
Arena (Capacity).....	Bud Walton Arena (19,200)

## HISTORY

First Year of Basketball.....	1923-24
Seasons.....	98th
Overall Conference Championships.....	24 (2 SEC, 22 SWC)
NCAA Tournament Record / App.....	42-32 (.568) / 33
NIT Record / App.....	6-5 / 4
SEC Tournament Record.....	28-27

## MUSSELMAN COACHING HISTORY

COLLEGIATE	6th Season	146-51	(7-4 Postseason)
Nevada	4 years	110-34	7-4 Postseason
Arkansas	2nd year	36-17	--
PROFESSIONAL	14 Seasons	503-291	(50-39 Postseason *)
CBA	7 years	270-122	(39-34 Postseason*)
Rapid City	5 years	191-89	(27-25 Postseason *)
Florida	2 years	79-33	(12-9 Postseason *)
USBL	2 years	53-3	(4-0 Postseason *)
Florida	2 years	53-3	(4-0 Postseason *)
NBA	3 years	108-138	--
Golden State	2 years	75-89	--
Sacramento	1 year	33-49	--
D-League	2 years	72-28	(7-5 Postseason *)
Reno	1 year	34-16	(2-3 Postseason *)
Los Angeles	1 year	28-12	(5-2 Postseason *)
INTERNATIONAL	3 Years	24-14	--
Dominican	1 years	5-1	--
Venezuelan	2 years	19-13	--

-- Note, professional basketball does not include playoff results in W-L record  
 ^ - Musselman's pro record including playoffs is 553-330

## MISCELLANEOUS MEASURABLES

(AS OF JUNE 2020)

NAME	WINGSPAN	REACH	MAX VERT
Devo Davis	6' 7.5"	8' 5"	34"
Ethan Henderson	6' 11.5"	8' 8"	44"
Abayomi Iyiola	6' 11.5"	8' 10.5"	28.5"
Vance Jackson	6' 11"	8' 9"	29.5"
Moses Moody	7' 1"	8' 8.5"	30"
JD Notae	6' 6"	8' 2"	39"
KK Robinson	6' 6"	8' 0"	37"
Desi Sills	6-6.5"	8' 1.5"	37.5"
Justin Smith	6' 8.5"	8' 6"	48"
Jalen Tate	6' 6"	8' 6.5"	35"
Connor Vanover	7' 5"	9' 8"	25.5"
Jaylin Williams	7' 1.5"	8' 11"	32"

^ Tate leads the team in assists (4.7/gm) and steals (2.5/gm). Smith is 2nd in assists (2.2/gm), followed by Davis (2.0/gm).  
 ^ ARK FG%: 46.2 - OPP: FG% .416 ARK: 93 assists with 75 turnovers - OPP: 73 assists with 95 turnovers

## Wasn't SEC POW, but No One Made 2 Bigger Plays Than Tate, Except Maybe...

Jalen Tate was not named the SEC Player of the Week after leading Arkansas to two key road wins. However, it would be hard to argue no player made two bigger plays in clutch moments that led to a win.

**1A.** At Kentucky and Arkansas down one, **JALEN TATE** got an offensive rebound with seven seconds left, was fouled and sank two free throws to give Arkansas an 81-80 lead.

**1B.** Kentucky still had a chance but **DAVONTE DAVIS** followed through with his prediction during a timeout between Tate's free throws that he would make the game winning steal.

**2A.** With Arkansas up one and 21 seconds left in overtime, Missouri's Dru Smith looked to have a clean line to the basket for a layup. However, **JALEN TATE** chased him down from behind and blocked the shot.

**2B.** Tate's block was initially ruled basket interference. After review, it was deemed a clean block. However, by rule, the ball was dead and went to Missouri on alternating possession. On the ensuing play, **MOSES MOODY** stripped Parker Braun, was fouled and made two free throws to put the Hogs up three with 12 seconds left.

**2C.** With the game still in doubt after Moody's free throws, **DAVONTE DAVIS** picked up Xavier Pinson three-quarter court and goth his hand on Pinson's final shot attempt with 3.7 seconds left that Justin Smith grabbed.

**2D.** JUSTIN SMITH was fouled, made both free throws to seal the win.

As a side note, **MOSES MOODY** was named the College Sports Madness SEC Player of the Week for a second time this season.

## Back-to-Back & 3-Straight Overall SEC Road Wins

In addition to a six-game SEC win streak, Arkansas is coming off a week by winning back-to-back road games.

^ The last time Arkansas won back-to-back road SEC games was Feb. 11 and 15, 2017.

^ The last time Arkansas won road games in the same week was Feb. 10 and 14, 2014.

Also, the last time Arkansas won three straight SEC road games was 2017, including a win at #21 South Carolina.

## Random Stats

Kentucky (14) and Missouri (13) marked the first time ever Arkansas opponents have made 13+ 3's in consecutive games. (HogStats.com)

Even though Arkansas led the NCAA in 3-point field goal percentage defense last season, five teams have made 13-plus 3's against Arkansas this year. However, Arkansas is 4-1 in such games with its lone loss being at Alabama.

With back-to-back, 80-point games, Arkansas has scored 80+ points in four SEC road games this year (4-0 record when doing so). It is the most 80+ point games on the road in a season since 1994-95 (six times, went 5-1). (HogStats.com)

## Ranked Win

With a win at #10 Missouri last time out, it was...

^ Arkansas' first over a ranked opponent since beating #19 LSU in Baton Rouge on Feb. 2, 2019.

^ the Razorbacks' first over an AP top 10 program since defeating #5 Texas on Jan. 27, 2016, in Bud Walton Arena.

^ the Hogs' first road win over an AP top 10 team since handing #10 Tennessee a 73-69 defeat on Feb. 25, 2006.

^ 1 of 5 road wins ever over an AP top 10 team and - fun fact by HogStats - the Hogs trailed at halftime in all five.

## High FG% Streak (Minus On Game)

In 6-of-the-last-7 games, Arkansas shot over 43 percent from the field each time and has combined to shoot 48.4% (182-376) in those six contests.

^ 46.2% vs Auburn ^ 57.1% at Vandy ^ 48.1% vs Ole Miss ^ 48.6% at OK St ^ 43.5% at Kentucky ^ 46.8% at Missouri

- Arkansas started slowly at Missouri but heated up: 33.3 FG% 1st half - 59.3 FG% 2nd half - 60.0 FG% OT

But - in a 16-point, 61-45 win over Mississippi State on Feb. 2 - Arkansas only shot 35.9 percent from the field and 11.8 percent from 3-point range.

**HOWEVER**, over the last seven games (6-1 record), Arkansas is rounding into mid-season form.

ARK in Last 7 46.6 FG% 33.6 3PT% 76.2 FT% 36.6 rpg 106 assists 90 TO 78.0 ppg

OPP in Last 7 43.0 FG% 33.5 3PT% 66.4 FT% 35.1 rpg 87 assists 114 TO 70.0 ppg

## Highlights in SEC 5-Game Win Streak

### AUBURN

Arkansas was down 19 (37-18) with just over four minutes left in the first half. Arkansas made 8 of its last 10 field goals in the first half to trim the deficit to 12 at the break.

Arkansas opened the second half on a an 18-4 run and shot 52.9% from the field in the period.

### AT VANDERBILT

Arkansas led from wire-to-wire, dished out 22 assists and shot a season-best 57.1% from the field, including 42.1% from 3-point range. Arkansas has won seven straight and 11 of the last 12 versus Vanderbilt.

### OLE MISS

Arkansas held Ole Miss to a season-low 59 points and the Rebels missed their first 14 3-pointers, finishing 1-of-16 from deep.

### MISSISSIPPI STATE

Arkansas snapped a six-game losing streak to Mississippi State dating back to Feb. 9, 2016.

Arkansas was down 14-2 to start the game as the Razorbacks missed 16 of its first 17 shots of the game. Arkansas used a 21-2 run in the first half and a 10-2 run to start the second to get the win.

The MSU game was just the first time four Razorback players scored at least 10 points and had seven rebounds in an SEC game (Smith 10 & 10; Vanover 13 & 8; Davis 10 & 8 and Moody 13 & 7). It was just the second time it has ever happened with the other occurring in 1996 versus Troy. (HogStats.com)

### AT KENTUCKY

Arkansas snapped an eight-game losing streak to Kentucky dating back to Feb. 27, 2014.

Jalen Tate got an offensive rebounds, was fouled and made two free throws with 4.3 seconds left to provide the 81-80 final. (Davonte Davis sealed the win with a steal.) The last time Arkansas won that late in a game was Mason Jones banking a 3-pointer from right wing with 0.1 seconds left in OT to win at Georgia Tech, 62-61, on Nov. 25, 2019.

Odd stat ... Kentucky shot a season-best 53.8% (14-of-26) from 3-point range, but just 11-of-35 (31.4%) from 2-point.

**2020-21 MISCELLANEOUS STATS**
**DOUBLE-FIGURE SCORING GAMES**

Player	16-17	17-18	18-19	19-20	20-21	Career
Davis	NA	NA	NA	NA	6	6
Henderson	NA	NA	-	1	0	1
Iyiola	NA	18	15	NA	--	33
Jackson	14	NA	23	14	4	55
Moody	NA	NA	NA	NA	18	18
Notae	NA	23	24	NA	15	62
Robinson	NA	NA	NA	NA	1	1
Sills	NA	NA	5	17	9	31
Smith	NA	8	13	14	12	47
Tate	2*	3	25	16	12	58
Vanover	NA	NA	9	NA	7	16
Williams	NA	NA	NA	NA	0	0

**20+ POINT SCORING GAMES**

Player	16-17	17-18	18-19	19-20	20-21	Career
Davis	NA	NA	NA	NA	1	1
Iyiola	NA	1	2	NA	--	3
Jackson	0	NA	4	4	0	8
Moody	NA	NA	NA	NA	5	5
Notae	NA	7	8	NA	3	18
Sills	NA	NA	0	3	2	5
Smith	NA	1	1	2	1	5
Tate	0*	0	2	4	1	7
Vanover	NA	NA	1	NA	1	2

**30+/40+ POINT SCORING GAMES**

Player	16-17	17-18	18-19	19-20	20-21	Career
Jackson	0/0	NA	1/0	0/0	--	1/0
Notae	NA	1/0	0/1	NA	--	1/1
Tate	0*	0	1/0	1/0	--	2/0

**3+ THREE-POINTERS IN A GAME**

Player	16-17	17-18	18-19	19-20	20-21	Career
Jackson	6	NA	10	9	3	28
Moody	NA	NA	NA	NA	5	5
Notae	NA	7	11	NA	4	22
Robinson	NA	NA	NA	NA	1	1
Sills	NA	NA	4	7	3	14
Smith	NA	0	1	0	0	1
Tate	0*	0	1	0	2	3
Vanover	NA	NA	1	NA	1	2

**5+ THREE-POINTERS IN A GAME**

Player	16-17	17-18	18-19	19-20	20-21	Career
Notae	NA	2	4	NA	--	6
Jackson	1	NA	0	2	--	3
Sills	NA	NA	0	1	--	1
Vanover	NA	NA	1	NA	--	1

**DOUBLE FIGURE REBOUNDING GAMES**

Player	16-17	17-18	18-19	19-20	20-21	Career
Iyiola	NA	4	10	NA	--	14
Jackson	0	NA	5	3	--	8
Notae	NA	2	3	NA	--	5
Moody	NA	NA	NA	NA	1	1
Sills	NA	NA	0	0	1	1
Smith	NA	1	2	1	3	7
Tate	0*	0	1	1	--	2
Vanover	NA	NA	0	NA	2	2
Williams	NA	NA	NA	NA	2	2

**DOUBLE FIGURE ASSISTS GAMES**

Player	16-17	17-18	18-19	19-20	20-21	Career
Notae	NA	0	1	NA	--	1
Tate	0*	0	1	0	2	3

**DOUBLE-DOUBLES**

Player	16-17	17-18	18-19	19-20	20-21	Career
Iyiola	NA	4	8	NA	--	12
Jackson	0	NA	5	3	--	8
Notae	NA	2	3	NA	--	5
Moody	NA	NA	NA	NA	1	1
Sills	NA	NA	0	0	1	1
Smith	NA	1	2	1	2	6
Tate	0*	0	1	1	2	4

**TRIPLE-DOUBLES**

Player	16-17	17-18	18-19	19-20	20-21	Career
Notae	NA	0	1	NA	--	1

**5+ ASSIST GAMES**

Player	16-17	17-18	18-19	19-20	20-21	Career
Davis	NA	NA	NA	NA	1	1
Jackson	1	NA	5	0	--	6
Notae	NA	2	9	NA	2	13
Sills	NA	NA	4	0	1	5
Tate	0*	4	11	7	7	28

**3+ STEALS IN A GAME**

Player	16-17	17-18	18-19	19-20	20-21	Career
Davis	NA	NA	NA	NA	2	2
Iyiola	NA	0	2	NA	--	2
Jackson	1	NA	3	5	1	10
Moody	NA	NA	NA	NA	2	2
Notae	NA	11	8	NA	3	22
Sills	NA	NA	1	1	4	6
Smith	NA	0	1	5	2	8
Tate	0*	6	1	4	3	14
Vanover	NA	NA	0	NA	1	1

**3+ BLOCKS IN A GAME**

Player	16-17	17-18	18-19	19-20	20-21	Career
Iyiola	NA	2	5	NA	--	7
Notae	NA	1	2	NA	1	4
Smith	NA	0	2	0	--	2
Tate	0*	2	1	0	--	3
Vanover	NA	NA	5	NA	7	12



- A group of Razorback student-athlete leaders launched an initiative in September to foster and work toward equality for all members of the Razorback family. The program and its mission were developed out of ongoing discussions by various student-athletes on a number of important topics impacting society.
- The initiative is committed to helping ensure that every individual, regardless of race, gender, religious beliefs or sexual orientation has an equal opportunity to make the most of their lives and talents.**
- The initiative was brought forward by the Razorback Athletics African-American Student-Athlete Leadership Council – **including freshman guard MOSES MOODY** – as part of continuing diversity and inclusion efforts as part of the department's **Hogs UNITED** program.

**AT MISSOURI**

- It was the second-straight year Arkansas and Missouri went to overtime in Mizzou Arena.
- Arkansas committed 13 turnovers, but five came within the first eight minutes of the game. Arkansas only had eight the final 37 minutes. (Arkansas only had nine for the game in an early loss to Mizzou this year).
- Arkansas was 20-of-23 at the free throw line, including 7-of-9 in overtime. The 20 made were the most since making 23-of-34 in an earlier loss to Missouri this year (Jan. 2, 2021). Arkansas has made 20-plus free throws five times this year and has shot over 80% from the line seven times.

**Double Digit Wins; 25th in NCAA/1st in SEC in Scoring Margin**

- 13 of Arkansas' 16 wins this year have been in double digits. Lone exceptions have been during six-game, SEC win streak (75-73 versus Auburn; 81-80 win over Kentucky and 86-81 OT win at Missouri).
- To start the year, Arkansas won each of its first nine games of 2020-21 by double digits – and 10 straight dating back to an 86-73 victory over Vanderbilt in the 2020 SEC Tournament.
- Arkansas was the first SEC team in six years to open the season with nine-straight wins and all by double figures.
- Thanks to these totals, Arkansas ranks 25th in the NCAA / 1st in the SEC in scoring margin at +12.4.**

**Half a Hundred; 10th in NCAA/1st in SEC in Scoring**

- Arkansas has scored 90-plus points five times this season, including three of its six wins in SEC play.**
- Arkansas scored 56 second-half points in the win over Georgia. It was the most by Arkansas in the second half of an SEC game since scoring 60 at Alabama on Jan. 30, 2002 – a 109-94 final (HogStats.com).
- Arkansas has scored at least 50 points in a half five times this season.
 

^ Mississippi Valley State	61 in the first half	<b>AND</b>	81 in the second half
^ Central Arkansas	59 in the second half		
^ Oral Roberts	57 in the second half		
^ Georgia	56 in the second half		
- Despite its struggles at LSU and Alabama, Arkansas still scored 45 and 40 second-half points, respectively.
- Arkansas outscored Missouri 42-38 in the second half to complete a come-from-behind win and scored 45 in the second half to win at Kentucky. **Arkansas has at least 40 points in a half 21 times in 21 games.**
- Thanks to these totals, Arkansas ranks 10th in the NCAA / 1st in the SEC in scoring at 82.8 ppg.**

**Valuing the Ball**

- Coach Musselman preaches to his team to "value the ball."
- In his first five years as a collegiate head coach, Musselman's teams have led their respective conference in fewest turnovers per game in each of the last four years, assist-to-turnover ratio three times and turnover margin in each of the last three years.
- This year, Arkansas ranks:**
  - ^ 2nd in the SEC in assist-to-turnover ratio (1.2)**
  - ^ 3rd in both fewest turnovers per game (12.9) and turnover margin (+2.6)**
- Arkansas only committed six turnovers at Kentucky.
  - ^ It was the fourth time Arkansas committed single-digit turnovers this season. Other single-digit turnovers:
 

7 vs Miss Valley State	8 vs Central Arkansas	9 vs Missouri
------------------------	-----------------------	---------------
  - ^ It tied for the second-lowest by Arkansas in the Musselman era.
  - ^ It was the fewest by the Hogs since committing six in a loss at Georgia last season (2/29/20).
- Kentucky only had one steal and opponents have had six or less steals nine times.

**Impressive Rebound ... Of 350 NCAA DI Schools**

- |              | LAST YEAR in NCAA / SEC                | THIS YEAR in NCAA / SEC                     |
|--------------|--|---|
| Arkansas was | 342nd in rebound margin / 14th SEC     | -6.8  |
|              | 332nd in rebounds per game / 14th SEC  | 31.53                                       |
|              | 325th in offensive rebounds / 14th SEC | 7.5   |
|              | 288th in defensive rebounds / 12th SEC | 24.03                                       |
|              |  | <b>50th</b> in rebound margin / 2nd SEC     |
|              |  | <b>15th</b> in rebounds per game / 1st SEC  |
|              |  | <b>28th</b> in offensive rebounds / 3rd SEC |
|              |  | <b>42nd</b> in defensive rebounds / 2nd SEC |
- This year, Arkansas has produced each of the top 5 and 8 of the top 10 rebounding efforts in the Musselman era
  - This year, Arkansas has produced 13 of the top 15 offensive rebounding efforts in the Musselman era
  - This year, Arkansas has produced 5 of the top 7 defensive rebounding efforts in the Musselman era
  - Arkansas leads the SEC in defensive rebound percentage, grabbing 74.6% of opponents' misses.**
  - Justin Smith's 17 boards vs Oral Roberts ties for the most by an SEC player this season.**

**OTHER REBOUND NOTES**

- Arkansas had 58 rebounds versus both Oral Roberts and Mississippi Valley – the most by Arkansas under Musselman and 3rd-most by a Musselman-coached college team.
- Arkansas had 44 defensive rebounds versus Lipscomb – **THE MOST by a Musselman-coached college team**
- Arkansas' 24 offensive rebounds versus Oral Roberts are the most by Arkansas under Musselman and the second-most by a Musselman-coached college team.
- Arkansas has out-rebounded its opponent 13 times this season and is 12-1 in such games.**

# Effort. Energy. Enthusiasm.

^ Arkansas only out-rebounded it opponent four times last season (4-0).

^ Musselman's collegiate teams are 85-11 when out-rebounding their opponents.

- **TENNESSEE MISSED 37 SHOTS** (FG and AVAILABLE FT) – **ARKANSAS HAD 31 DEFENSIVE REBOUNDS.**
- **GEORGIA MISSED 37 SHOTS** (FG and AVAILABLE FT) – **ARKANSAS HAD 29 DEFENSIVE REBOUNDS.**
- **MISS STATE MISSED 38 SHOTS** (FG and AVAILABLE FT) – **ARKANSAS HAD 30 DEFENSIVE REBOUNDS**

## 8 SEC Wins

- 4 players avg. double digits (Sills is at 9.9 ppg/Davis 9.5)
- 83.1 ppg allowed 70.4 ppg
- 47.4 FG% allowed 43.0 FG%
- 36.4 3PT% allowed 35.5 3PT%
- 37.2 rpg allowed 33.9 rpg
- 130 assists / 99 turnovers
- 36 blocked shots / 67 steals

## 4 SEC Losses

- 2 players avg. double digits (led by Moody at 17.5 ppg)
- 69.2 ppg allowed 85.5 ppg
- 35.8 FG% allowed 48.3 FG%
- 28.1 3PT% allowed 34.8 3PT%
- 37.0 rpg allowed 42.5 rpg
- 35 assists / 62 turnovers
- 14 blocked shots / 34 steals

## "Zero" Coincidence

- There is "zero" coincidence that Arkansas has won six straight SEC games thanks to #0 .... a "healthy" Justin Smith.
- Smith was injured in the first half of the SEC season-opening win at Auburn and had ankle surgery the next day (Jan. 1). Arkansas lost three of the next four games with Smith sidelined and dropped a decision at Alabama with a limited Smith back in the lineup – 14 days after his surgery.
- Since that Alabama game .... and Smith gradually getting to 100% .... Arkansas has won six straight SEC games and nearly won at Oklahoma State. **The Hogs are 15-2 with Smith in the starting lineup (lost at Alabama in his perhaps premature return and lost a four-point game at Oklahoma State).**
- Smith is one of the top offensive rebounders in the nation and brings a cerebral approach with his experience. Also, **his versatility allows Arkansas' defense to be very multiple.**
- **Over the last seven games, Smith is averaging 12.6 ppg and 6.4 rpg and his 17 assists ranks second-most on the team over the span.**
- **At Missouri, Smith led the team in scoring (19) and rebounds (6) and tied for the team lead in assists (3).**
- **At Oklahoma State, Smith led the team in scoring (18), rebounds (7) and assists, tying his career-high.**
- **Vs Mississippi State, Smith had a double-double with 10 points and 10 rebounds.**

## RARE AIR – #3 IN NCAA IN SCORING AMONG FROSH

• **MOSES MOODY IS 1 OF ONLY 4 NCAA FRESHMEN AVERAGING OVER 16.0 POINTS PER GAME.**

NCAA	1. Cameron Thomas (LSU)	22.6 ppg
	2. Cade Cunningham (OK St)	18.5 ppg
	3. Evan Mobley (Southern Cal)	16.6 ppg
	<b>4. Moses Moody (ARK)</b>	<b>16.3 ppg</b>

• **MOSES MOODY IS 1 OF ONLY 3 NCAA FRESHMEN AVERAGING OVER 15.0 POINTS AND 5.0 REBOUNDS.**

NCAA	Cade Cunningham (OK St)	18.5 ppg	6.1 rpg
	<b>Moses Moody (ARK)</b>	<b>16.3 ppg</b>	<b>5.7 rpg</b>
	Evan Mobley (Southern Cal)	16.6 ppg	9.0 rpg

• **MOSES MOODY IS 1 OF 2 PLAYERS IN THE SEC** to average at least 15.0 points and 5.0 rebounds

SEC	<b>Moses Moody (ARK)</b>	<b>16.3 ppg (6th in SEC)</b>	<b>5.7 rpg (18th in SEC)</b>
	Trendon Watford (LSU)	16.2 ppg (8th in SEC)	6.7 rpg (9th in SEC)

• **MOSES MOODY IS 1 OF 3 PLAYERS IN THE SEC** shooting at least: 45% FG, 35% 3PT AND 80% FT.


SEC	<b>Moses Moody (ARK)</b>	<b>45.3 FG%</b>	<b>37.8 3PT%</b>	<b>82.2 FT%</b>
	Iverson Molinar (MSU)	47.8 FG%	46.7 PT%	82.1 FT%
	Scotty Pippen Jr. (VAN)	45.0 FG%	39.0 3PT%	80.0 FT%

• **MOSES MOODY IS THE ONLY PLAYER IN THE SEC** to rank among the league's top 20 in the following:

SEC	^ Scoring (6th)	^ FG% (7th)	^ FT% (4th)	^ Rebounds (18th)
-----	-----------------	-------------	-------------	-------------------

## Moses Delivers

- Razorback freshman Moses Moody leads the team – and ranks **sixth in the SEC in scoring** (16.3 ppg).
- **Only five freshmen have led UA in points per game during a season** (HogStats.com):  
^ George Kok (18.7 in 1944-45) ^ Scotty Thurman (17.4 1992-93) ^ Joe Johnson (16.0 1999-00)  
^ Jonathon Modica (11.5 in 2002-03) ^ Patrick Beverley (13.9 2006-07)
- He was also the only Hog to make a 3-pointer in each of the first 14 games before going 0-of-4 in game 15 vs Auburn and he was 0-of-1 from deep in game 17 vs Ole Miss. He has made a 3-pointer in 19 of 21 games and ranks seventh in the SEC in 3's made (37)
- **He tied his season best with four triples at Kentucky and is 6-of-10 from 3 over the last two games.**
- **Moody ranks ninth in the SEC – first among SEC freshmen – in minutes played** per game (32:10). In SEC games, Moody ranks fifth – first among freshmen – in minutes played (34.2).



## Patrick On Australian National Team Staff

Basketball Australia released its Australian Men's Basketball Squad for the Tokyo 2020 Olympic Games, and it was announced that University of Arkansas associate head basketball coach David Patrick will serve as assistant coach for this campaign.

Patrick previously served on the "Boomers" staff, helping the team qualify for the Olympics with its performance at the 2019 FIBA Basketball World Cup. Brian Goorjian, who led the National Team at the 2004 and 2008 Olympics, returned to the Boomers as head coach in November 2020 and asked Patrick to remain on staff.

The Boomers, ranked #3 in the world, feature three NBA players Patrick recruited and coached at previous collegiate coaching stops, including **Patty Mills** (St. Mary's), **Matthew Dellavedova** (Saint Mary's) and **Ben Simmons** (LSU).

## 2020-21 MISCELLANEOUS STATS

### RECORD BREAKDOWN

At Home	12-1
On The Road	4-4
Neutral	0-0
White Uniforms	6-0
White '94 Throwback Uniforms	4-1
White "Hog" Uniforms	2-0
Cardinal Uniforms	4-4
Anthracite Uniforms	0-0

### GENERAL

When Arkansas controls the tip	9-2
When opponent controls the tip	7-3
When Arkansas scores first	11-3
When opponent scores first	5-2

### LEADS AND DEFICITS

<b>Leading at the half</b>	<b>13-1</b>
home: 10-0   road: 3-1   neutral: 0-0	
<b>Trailing at the half</b>	<b>3-4</b>
home: 2-1   road: 1-3   neutral: 0-0	
<b>Tied at the half</b>	<b>0-0</b>
home: 0-0   road: 0-0   neutral: 0-0	
Games decided by 1-to-5 points	3-2
Games decided by 6-to-10 points	0-0
<b>With 5:00 left</b>	Leading: 16-0   Trailing: 0-4   Tied: 0-1
<b>With 2:00 left</b>	Leading: 16-0   Trailing: 0-4   Tied: 0-1
Overtime games	1-0

### OFFENSE

Scoring less than 70 points	2-2
Scoring 70-79 points	4-3
Scoring 80-89 points	5-0
Scoring 90-99 points	3-0
Scoring 100+ points	2-0
1 or 2 Players in Double Figures	0-2
3 Players in Double Figures	4-1
4 Players in Double Figures	7-2
5-7 Players in Double Figures	4-0
8 Players in Double Figures	1-0
At least 1 Player Scores 20+ Points	7-2
When 2+ Players Score 20+ Points	3-0
When shooting at least 50 percent FG	5-1
When shooting at least 33 percent 3FG	10-2

### REBOUNDING/TURNOVERS

When out-rebounding opponent	12-1
When out-rebounded	2-4
When rebounds are even	1-0
When grabbing 10+ offensive reb	13-4
When forcing 15+ turnovers	8-3
When committing less than 15 turnovers	11-1

### BY MONTH

In November	2-0
In December	7-0
In January	5-4
In February	3-0
In March	0-0

### LED HIS TEAM IN SCORING (includes ties)

Player	16-17	17-18	18-19	19-20	20-21	Career
Davis	NA	NA	NA	NA	1	1
Iyiola	NA	3	7	NA	0	10
Jackson	2	NA	7	4	0	13
Moody	NA	NA	NA	NA	7	7
Notae	NA	15	16	NA	5	36
Tate	0	0	7	5	1	13
Sills	NA	NA	1	1	2	4
Smith	NA	1	1	3	4	9
Vanover	NA	NA	1	NA	2	3

### LED HIS TEAM IN REBOUNDING (includes ties)

Player	16-17	17-18	18-19	19-20	20-21	Career
Henderson	NA	NA	0	2	0	2
Iyiola	NA	16	22	NA	--	38
Jackson	1	NA	13	7	1	22
Kimble	NA	NA	NA	8	0	8
Moody	NA	NA	NA	NA	6	6
Notae	NA	3	13	NA	0	17
Sills	NA	NA	0	2	1	3
Smith	NA	1	5	3	6	15
Tate	0	0	2	4	0	6
Vanover	NA	NA	3	NA	5	8
Williams	NA	NA	NA	NA	5	5



- Moody has consecutive free throw streaks of 15, 13 and 12 this season. He has made six straight and now ranks **5th in the SEC in free throw percentage (.811)**.
- **Moody is 43rd in the NCAA / 3rd in the SEC in free throws made (77).**

## Willing Passers

- Arkansas' big men combined for eight assists at Missouri with Justin Smith and Jaylin Williams having three and Connor Vanover two.
- Overall, the three "Bigs" have combined for 55 assists ... or 2.6 per game ... with Smith leading the way with 27 total.
- Add Jalen Tate ranking third in the SEC in assist per game (4.4) and Arkansas ranks third in the SEC in assists per game at 15.1 ... trailing only Auburn (15.7) and Georgia (15.1).

## Block Party: 7th in NCAA in Total; 18th in Average

- Arkansas has blocked at least five shots in seven of the last eight games (getting "just" three at Kentucky) and **RANKS SEVENTH IN THE NCAA** in total blocked shots (106) and ranks **18th in the nation in blocks per game (5.1)**.
- **Connor Vanover has 17 blocked shots over his last five games:**  
**5 vs Ole Miss. • 5 at Oklahoma St • 3 vs Mississippi St. • 2 at Kentucky • 2 at Missouri**
- Vanover had six blocked shots vs North Texas earlier this season.
- He ranks 3rd in the SEC / 35th in the NCAA in blocks per game (2.0) and ranks 20th nationally in total blocked shots (42).
- OTHER TEAM LEADERS: Jaylin Williams has 13 blocked shots and Moses Moody (10).

## Hogs Up to #24 in NCAA NET

- The NCAA released its first NET ranking on Jan. 4 and the Razorbacks came in at #24. After the losses to #12 Missouri at #9/8 Tennessee, Arkansas dropped to #29.
- The Razorbacks climbed nine spots to #20 after the 30-point win over Georgia but dropped back to #35 after road losses at LSU and Alabama.
- Ironically, after a home win versus Auburn, Arkansas fell three spots to #38 but jumped five spots to #33 with a road win at Vanderbilt and five more spots to 28th with a home win over Ole Miss.
- Arkansas fell three spots to 32nd after a close loss at Oklahoma State but climbed back to #29 after the Miss State win and up to #26 after the road win at Kentucky. Arkansas jumped two more spots to #24 with the win at #10 Missouri.

## 4 Hogs Top 1,000

- Although Arkansas' roster has a lot of new faces, the roster has a lot of experience.
- Vance Jackson Jr., drained four 3-pointers during a 28-0 run in the first half of the season opener. With his fourth triple, Jackson eclipsed the 1,000-point plateau. He also grabbed his 500th career rebound in the game.
- Jalen Tate scored his 1,000th career point versus Central Arkansas and dished out his 300th career assist versus Lipscomb. With four boards in the Auburn win (1/20), he grabbed his for 400th career rebound.
- JD Notae scored his 1,000th career point in just his 66th career game played (vs Central Arkansas).
- Justin Smith became the fourth member at Missouri. Needing just one point entering the game, the graduate transfer made two free throws at the 5:05 mark of the first half to break the barrier. With six rebounds vs Ole Miss, he eclipsed the 500-rebound plateau for his career.

PLAYER	CAREER PTS	TO REACH
VANCE JACKSON JR	1,088	Scored 1,000th career pt vs MVSU
JALEN TATE	1,196	Scored 1,000th career pt vs UCA
JD NOTAE	1,213	Scored 1,000th career pt vs UCA
JUSTIN SMITH	1,018	Scored 1,000th career pt at MIZ

## Freebies

- In two of Arkansas' closest losses, the Razorbacks made single-digit free throws, 8-of-10 in a 5-point loss at Tennessee (UT was 20-of-26) and 4-of-7 in a 4-point loss at Oklahoma State (OSU was 12-of-15).
- Those two games were not indicative of the Razorbacks' success getting the charity stripe this season. In fact, after Oklahoma State, **the Hogs have bounced back the last three games to make 51-of-60 (85%):**  
13-of-14 vs Mississippi State 18-of-23 at Kentucky 20-of-23 at Missouri.
- **Arkansas ranks 16th in the NCAA / 3rd in the SEC in free throws made (318)**
- **Arkansas ranks 31st in the NCAA / 4th in the SEC in free throw attempts (426).**
- **Arkansas ranks 2nd in the SEC in free throw percentage (.746).**
- In 2016, Eric Musselman's Nevada squad led the NCAA in FT made (730) and were 2nd in FT attempts (992).
- In 2020, Mason Jones led the NCAA in both FT made (233) and FT attempts (282).
- In his first five years as a college coach, Musselman's teams have ranked 1st (3x) or 2nd (2x) five times in their respective league in free throws made.
- **Connor Vanover is a perfect 19-of-19 at the free throw line this season**, including 6-of-6 at Auburn. **He was 2-of-2 at the line at Kentucky to snap a streak of eight straight games without a free throw attempt.**
- Moses Moody has a consecutive free throw streak of 12 and has consecutive free throw

## MOCKING MOODY

PippenAintEasy.com (1/20)	7th pick (1st SEC Player)
NBADraft.net (2/4)	7th pick (1st SEC Player)
CBSsports.com (1/14)	8th pick (1st SEC Player)
TankATHon.com (2/1)	8th pick (1st SEC Player)
USAToday.com (2/3)	10th pick (1st SEC Player)
Yahoo.com (1/28)	10h pick (1st SEC Player)
NBADraftRoom.com (2/3)	11th pick (2nd SEC Player)
NBCSports.com (1/25)	11th pick (2nd SEC Player)
BleacherReport.com (2/2)	11th pick (2nd SEC Player)
SBNation.com (2/3)	11th pick (3rd SEC Player)
BabcockHoops.com (2/5)	12th pick (2nd SEC Player)
ESPN.com (2/2)	12th pick (3rd SEC Player)
Stadium.com (1/4)	12th pick (2nd SEC Player)
TheAthletic.com (1/8)	13th pick (2nd SEC Player)
SI.com (1/20)	14th pick (1st SEC Player)

streaks of 15, 13 and 12 this season. He ranks fourth in the SEC in FT% this season (.822) while JD Notae is 14th in the SEC in FT% (.783).

## Comeback Kids

- **Arkansas dug a 19-point deficit with 4:17 left in the first half versus Auburn.**
  - Arkansas went on a 13-4 run to get to within 10 (41-31) before Sharife Cooper hit two free throws with 13 seconds left to provide the halftime score (43-31).
  - To start the second half, Arkansas went on an 18-4 run to grab its first lead (47-45 at the 13:26 mark).
- With the win, **Arkansas snapped a 42-game losing streak when trailing by 12-plus points at halftime** dating back to a 72-69 win at Georgia on Feb. 3, 2010 (HogStats.com). Arkansas trailed Georgia 37-22 at halftime back in 2010.
- **Arkansas is now 3-78 when trailing by 12-plus points since January 1995 and just 11-108 since January 1970** (HogStats.com).
- **Arkansas also dug itself a hole in the Mississippi State game.** The Hogs were down 14-2 to start the game and down 13 (18-5) with 8 minutes left before halftime.
  - From that point, Arkansas went on a 23-2 run over the next 7:22 (a 12-0 run and 11-0 run) to lead 28-20 with 26 seconds left before the break.
  - Mississippi State scored the final two points of the first half and the first two of the second half to make the score 28-24. However, Arkansas answered with a 14-2 run. MSU got to within five (72-37 with 9:36) but Arkansas out-scored the Bulldogs 19-6 before 3-pointer by MSU's Derek Fountain with 48 ticks left to provide 61-45 final.
- **Arkansas trailed by four at Missouri at halftime.** The Hogs scored the first six points of the second half to lead and second half/overtime featured 12 ties and eight lead changes.
  - Arkansas is 3-4 this year when trailing at halftime, including a 1-3 mark on the road.
  - In the second year under Musselman, Arkansas is 7-15 when trailing at halftime and Musselman's collegiate teams are 32-44 all-time.

## Moody Honored Dec. 7 and Feb. 15

- Arkansas guard Moses Moody was named the **SEC Freshman of the Week** and **College Sports Madness SEC Player of the Week** on Dec. 7. He was also named the **College Sports Madness SEC Player of the Week** on Feb. 15.

### HONOR 1

- Moody averaged 21 points, 8.5 rebounds and two assists in wins over UT Arlington and Lipscomb. He made 70 percent of his shots from the field (14-of-20) - including 4-of-6 from 3-point range - while going 10-of-13 at the free throw line.
- The Little Rock product had game highs with 24 points and nine rebounds versus UTA to become the first Razorback freshman since Booby Portis in 2014 to have at least 24 and nine in a game. He followed that with an 18-point, eight-rebound performance versus Lipscomb. Moody made 7-of-his-8 shots, including 2-of-3 from 3-point range, while adding three assists in just 24 minutes played.

### HONOR 2

- Moody averaged a modest 15.0 points with 6.0 rebounds but made several highlight reel plays.
  - At Kentucky, he led the team with seven rebounds and, after sitting most of the first half due to foul trouble, played all 20 minutes of the second half with 11 points and five rebounds. He made a steal that led to a fastbreak layup.
  - At Missouri, he scored Arkansas' first seven points before picking up two early fouls and sitting most of the half. He finished with 16 points (6-of-6 at the FT line), five rebounds, two steals and two blocked shots. He played the final 25 minutes and three big plays in overtime.
    1. Sank two free throws with 1:17 left to give Arkansas a one-point lead
    2. Down one, had a key assist to put the Hogs back up one (82-81) with 58 ticks left
    3. Up one and after Missouri retained possession on a "jump ball", Moody got a steal with 12 seconds left and he was fouled. Moody made both free throws to put the Hogs up three.

## Just A Minute ... or 20

- At Missouri, Justin Smith and Moses Moody played all 20 minutes of the second half and all five minutes of overtime.
- Moody has played the whole second half nine times this season -four straight.
- The following is a list of players that played all 20 minutes of a half this season.

Dec. 12 vs UT Arlington	Moody (2nd)		
Dec. 20 vs. Oral Roberts	Sills (2nd)		
Dec. 30 at Auburn	Moody (2nd)		
Jan. 2 vs Missouri	Moody (2nd)	Sills (2nd)	
Jan. 13 at LSU	Moody (2nd)		
Jan. 20 vs Auburn	Sills (2nd)	Williams (2nd)	
Jan. 23 at Vanderbilt	Moody (2nd)		
Jan. 27 vs Ole Miss	Vanover (2nd)		
Jan. 30 at Oklahoma St.	Moody (2nd)	Vanover (2nd)	
Feb. 2 vs Mississippi St.	Moody (2nd)	Vanover (2nd)	Smith (2nd)
Feb. 9 at Kentucky	Moody (2nd)		
Feb. 13 at Missouri	Moody (2nd)	Smith (2nd)	

## #5 Recruiting Class; 3 Top Grad Transfers

- Arkansas' 2020 recruiting class was a consensus top 10 haul. The group included four, four-stars and all are Arkansas natives.
- The ranking did not include three of the top 20 graduate transfers and two players among the nation's top 50 sit-out transfers.

### THE FOLLOWING IS A BREAKDOWN:

#### • 2020 RECRUITING CLASS

	5th ESPN	8th 247Sports	11th Rivals
Recruits	ESPN	247 Comp	247 Rivals
Moses Moody	★★★★ 45th	45th	40th 56th
POSITION	10th SG	9th SG	8th SG 12th SF
KK Robinson	★★★★ 82nd	61st	39th 65th
POSITION	19th PG	11th PG	8th PG 14th PG
Devo Davis	★★★★ 89th	113th	153rd 129th
POSITION	19th SG	15th CG	20th SG 27th SG
Jaylin Williams	★★★★ 94th	80th	93rd 59th
POSITION	15th C	15th C	13th C 10th C

#### • GRADUATE TRANSFERS

Jalen Tate	#5 (NBC Sports)	#8 (247Sports)	#10 (CBS AND Stadium)
Vance Jackson Jr.	#8 (CBS)	#18 (Stadium)	#32 (ESPN)
Justin Smith	#11 (Stadium)	#22 (ESPN)	

#### • SIT-OUT TRANSFERS

JD Notae	#29 (ESPN)
Connor Vanover	#44 (ESPN)

## 3-Ball Streak Continues

- On Feb. 9, 2019, Mason Jones made a 3-pointer at 18:43 of the first half at South Carolina to mark the 1,000th-straight game Arkansas made at least one triple.
- Arkansas fans were getting nervous the streak might end versus Texas Southern in 2019-20. The Razorbacks were 0-of-13 from distance in the first half. However, Isaiah Joe opened the second half with a triple and would make six in the period en route to 29 second-half points - 33 total.
- Arkansas ranks third on the NCAA active list of teams that have made at least one 3-pointer.
  1. UNLV 1,121 consecutive games (thru 2/13, next 2/19 and 21)
  2. Duke 1,105 consecutive games (thru 2/13, next 2/17)
  3. **ARKANSAS 1,064 CONSECUTIVE GAMES (THRU 2/13)**
  4. Western Kentucky 1,059 consecutive games (thru 2/13, next 2/19 and 20)
- UNLV and Princeton (959 straight games) have made a 3-pointer in every game since the NCAA adopted the rule in 1986-87.
- The last game Arkansas did not make a 3-pointer was when the Razorbacks went 0-for-2 at Texas on Jan. 07, 1989.



**NATION'S #5 RECRUITING CLASS**

Moses Moody • KK Robinson • Jaylin Williams • Devo Davis

# #PR HOGS

<b>39</b> NBA Draft Selections	<b>16</b> All-Star Game Appearances	<b>14</b> All-Defensive Team Honors
--------------------------------	-------------------------------------	-------------------------------------

## CURRENT HOGS IN THE NBA

**DANIEL GAFFORD**  
 • 2nd Year in NBA  
 • 2019 - 2nd RD/38th overall

**MASON JONES**  
 • 1st Year in NBA  
 • 2020 - Free Agent  
 • Two-Way Contract

**PATRICK BEVERLEY**  
 • 9th Year in NBA  
 • 3x NBA All-Defensive Team  
 • 2009 - 2nd RD/42nd overall

**ISAIAH JOE**  
 • 1st Year in NBA  
 • 2020 - 2nd RD/49th overall

**BOBBY PORTIS**  
 • 6th Year in NBA  
 • 2015 - 1st RD/22nd overall



<b>12</b> First Round Draft Picks	<b>7</b> All-NBA Selections	<b>3</b> NBA Champions
-----------------------------------	-----------------------------	------------------------



<b>BELGIUM</b>	Belfius Mons-Hainaut
<b>CHINA</b>	
• Sonny Weems	Guangdong Southern
<b>CZECH REPUBLIC</b>	
• Delvon Johnson	Svitavy
<b>FRANCE</b>	
• Courtney Fortson	AS Monaco Basket
• Dustin Thomas	BC Souffelweyersheim
<b>GREECE</b>	
• Dusty Hannahs	Kolososs HH
• Moses Kingsley	AEK
• Daryl Macon	AEK
<b>HUNGARY</b>	
• Adrio Bailey	OSE Lions
<b>ISRAEL</b>	
• Coty Clarke	Bnei Hertzeliya
• Rashad Madden	Netanya
<b>IRAQ</b>	
• Arlando Cook	Zakho
<b>ITALY</b>	
• Jaylen Barford	Vanoli Basket Cremona
• Charles Thomas	Scafati
<b>LUXEMBOURG</b>	
• Michael Jones	Larochette B
<b>MEXICO</b>	
• B.J. Young	Libertadores de Queretaro
<b>MACEDONIA</b>	
• Jeantal Cylla	Vardar
<b>TUNISIA</b>	
• Willy Kouassi	DSG





<div>  <b>2020-21 SEC STANDINGS</b>  </div>										
THROUGH SATURDAY - Feb 13, 2021										
	SEC	PCT.	HOME	AWAY	OVERALL	PCT.	HOME	ROAD	NEUTRAL	STRK
ALABAMA	12-1	.923	7-0	5-1	17-5	.773	10-1	5-2	2-2	W2
ARKANSAS	8-4	.667	4-1	4-3	16-5	.762	12-1	4-4	0-0	W3
LSU	8-4	.667	5-1	3-3	13-6	.684	9-2	3-4	1-0	W2
FLORIDA	6-4	.600	4-2	2-2	10-5	.667	5-2	3-3	2-0	L1
TENNESSEE	7-5	.583	4-2	3-3	14-5	.737	11-2	3-3	0-0	L1
MISSOURI	6-5	.545	3-2	3-3	13-5	.722	8-2	4-3	1-0	L2
OLE MISS	7-6	.539	4-2	3-4	12-8	.600	8-3	4-5	0-0	W4
KENTUCKY	5-7	.417	4-3	2-4	6-13	.316	4-5	2-5	0-3	W1
AUBURN	5-8	.385	2-4	3-4	11-11	.500	6-4	3-6	2-1	L1
GEORGIA	5-8	.385	3-3	2-5	12-8	.600	10-3	2-5	0-0	L2
MISSISSIPPI STATE	5-8	.385	2-5	3-3	11-11	.500	8-5	3-3	0-3	L2
SOUTH CAROLINA	3-7	.300	2-4	1-3	5-9	.357	3-4	1-4	1-1	L3
TEXAS A&M	2-6	.250	1-3	1-3	8-7	.533	6-3	2-3	0-1	W1
VANDERBILT	2-8	.200	1-4	1-4	6-10	.375	5-5	1-5	0-0	W1

AP (Feb. 15)		
1 Gonzaga (59)	20-0	1,595
2 Baylor (5)	17-0	1,541
3 Michigan	14-1	1,469
4 Ohio State	17-4	1,402
5 Illinois	14-5	1,290
6 Houston	17-2	1,171
7 Virginia	15-3	1,130
<b>8 ALABAMA</b>	<b>17-5</b>	<b>1,086</b>
9 Oklahoma	13-5	1,072
10 Villanova	13-3	1,061
11 Iowa	15-6	911
12 Texas	13-5	886
13 West Virginia	14-6	837
14 Creighton	16-5	794
15 Texas Tech	14-6	792
16 Florida State	11-3	625
17 Southern California	17-3	587
18 Virginia Tech	14-4	514
<b>19 TENNESSEE</b>	<b>14-5</b>	<b>453</b>
<b>20 MISSOURI</b>	<b>13-5</b>	<b>413</b>
21 Wisconsin	15-7	274
22 Loyola Chicago	18-4	167
23 Kansas	15-7	141
<b>24 ARKANSAS</b>	<b>16-5</b>	<b>111</b>
25 San Diego State	15-4	75

COACHES (Feb. 15)		
1 Gonzaga	20-0	796
2 Baylor	17-0	772
3 Michigan	14-1	734
4 Ohio St.	17-4	680
5 Illinois	14-5	600
6 Houston	17-2	600
7 Villanova	13-3	573
8 Virginia	15-3	559
<b>9 ALABAMA</b>	<b>17-5</b>	<b>521</b>
10 Oklahoma	13-5	493
11 Texas Tech	14-6	412
12 Creighton	16-5	407
13 Texas	13-5	400
14 Iowa	15-6	388
15 West Virginia	14-6	360
16 Florida State	11-3	342
17 Virginia Tech	14-4	316
18 Southern California	17-3	284
<b>19 MISSOURI</b>	<b>13-5</b>	<b>246</b>
<b>20 TENNESSEE</b>	<b>14-5</b>	<b>191</b>
21 Wisconsin	15-7	123
<b>22 OKLAHOMA STATE</b>	<b>13-6</b>	<b>109</b>
23 Loyola-Chicago	18-4	77
24 Kansas	15-7	54
25 Oregon	12-4	52

HOGS IN THE POLLS			
WEEK	AP	COACH	NET
Preseason	--	RV (2)	NA
Nov. 30	RV (2)	NA	NA
Dec. 7	--	RV (11)	NA
Dec. 14	RV (4)	RV (4)	NA
Dec. 21	RV (54)	RV (32)	NA
Dec. 28	RV (55)	RV (48)	NA
Jan. 4	RV (14)	RV (13)	24
Jan. 11	RV (24)	RV (8)	20
Jan. 18	--	--	35
Jan. 25	--	RV (4)	33
Feb. 1	--	--	33
Feb. 8	RV (3)	RV (3)	29
Feb. 15	<b>24</b>	RV (32)	24
Feb. 22			
Mar. 1			
Mar. 8			
FINAL			

THE LAST TIME ARKANSAS		
• Ranked on AP Poll Date		
Top 16-25: #24	02/15/21	
Top 11-15: #15	11/14/00	
Top 6-10: #6	1995 Final Poll	
Top 2-5: #5	03/07/95	
No. 1: #1	'94-95 Preseason	
• Vs. Ranked AP Opp - Last Win		
Top 25: 99-154 (LAST W: at #10 Missouri 2021)		
#25: 3-4 Vanderbilt	1/31/12	
#24: 1-3 Vanderbilt	2/23/00	
#23: 3-7 vs Florida (SEC)	3/9/18	
#22: 4-2 Kentucky (OT)	2/23/11	
#21: 4-3 Texas A&M	2/17/18	
#20: 10-5 Michigan	1/21/12	
#19: 8-3 at LSU	2/2/19	
#18: 5-7 at Ole Miss	1/31/10	
#17: 2-3 at Kentucky	2/27/14	
#16: 3-7 LSU	1/20/07	
#15: 3-5 Mississippi State	1/7/12	
#14: 5-7 Auburn	2/27/18	
#13: 6-3 Kentucky (OT)	1/14/14	
#12: 6-9 Alabama	1/27/07	
#11: 5-8 Missouri	12/5/95	
#10: 5-4 at Missouri	02/13/21	
#9: 2-5 Arizona	04/02/94	
#8: 3-4 Alabama	1/6/07	
#7: 1-5 Texas	1/6/09	
#6: 5-11 Kentucky	2/20/99	
#5: 4-4 Texas A&M	1/27/16	
#4: 5-12 Oklahoma	12/30/08	
#3: 0-14 --	--	
#2: 6-8 Florida	2/5/13	
#1: 1-11 vs. UNC (at PB)	2/12/84	

Tuesday, February 16			TV	Time (CT)
Missouri at Georgia	SECN	6:00 pm		
<b>FLORIDA AT ARKANSAS</b>	<b>ESPN2</b>	<b>6:00 PM</b>		
Wednesday, February 17			TV	Time (CT)
Kentucky at Vanderbilt	SECN	6:00 pm		
South Carolina at Tennessee	SECN	8:00 pm		
Thursday, February 18			TV	Time (CT)
Alabama at Texas A&M	SECN	2:00 pm		
Mississippi State at Auburn	ESPNU	4:00 pm		
LSU at Ole Miss	SECN	4:00 pm		
Saturday, February 20			TV	Time (CT)
Kentucky at Tennessee	CBS	12:00 pm		
Vanderbilt at Alabama	SECN	12:00 pm		
Missouri at South Carolina	ESPN2	1:00 pm		
Georgia at Florida	SECN	2:30 pm		
Auburn at LSU	ESPN/2	3:00 9m		
Mississippi State at Ole Miss	SECN	5:00 pm		
<b>ARKANSAS AT TEXAS A&amp;M</b>	<b>SECN</b>	<b>7:30 PM</b>		
Tuesday, February 23			TV	Time (CT)
Texas A&M at Kentucky	TBA	6:30 pm		
Ole Miss at Missouri	SECN	8:30 pm		
LSU at Georgia	SECN	8:00 pm		
Florida at Auburn	TBA	8:00 pm		
Wednesday, February 17			TV	Time (CT)
South Carolina at Mississippi State	SECN	6:00 pm		
Tennessee at Vanderbilt	SECN	8:00 pm		
<b>ALABAMA AT ARKANSAS</b>	<b>ESPN2/U</b>	<b>8:00 PM</b>		

**2020-21 SEC PRESEASON MEDIA POLL**

1. Tennessee
2. Kentucky
3. LSU
4. Florida
5. Alabama
- 6. ARKANSAS**
7. Auburn
8. South Carolina
9. Ole Miss
10. Missouri
11. Texas A&M
12. Mississippi State
13. Georgia
14. Vanderbilt

RECEIVING VOTES: **OKLAHOMA STATE 71**, Rutgers 49, Belmont 47, Louisville 40, Colorado 31, Oregon 30, Drake 22, Purdue 20, **FLORIDA 17**, Clemson 17, **LSU 16**, UCLA 11, VCU 10, Saint Louis 5, Xavier 4, Toledo 3, UC Santa Barbara 2, Western Kentucky 2, North Carolina 2, BYU 1, Wichita St. 1, Wright St. 1, Utah St. 1.

RECEIVING VOTES: San Diego St. 45; Louisville 41; **ARKANSAS 32**; Rutgers 28; Belmont 28; Purdue 23; Drake 19; Clemson 16; **FLORIDA 15**; UCLA 13; Colorado 13; **LSU 12**; Utah St. 7; Seton Hall 5; Winthrop 4; Colorado St. 3; St. John's 2; Saint Louis 2; Boise St. 2; Xavier 1.

• As Ranked By # - Last Time			• Last Time Beat Ranked Opp.		
as Top 25: 395-114			• HOME •	• ROAD •	
#25: 6-2 W. Iowa	11/30/14		#25: Vandy	1/31/12	-- (0-0)
#24: 6-0 W. at Ole Miss	2/14/15		#24: Vandy	2/23/00	-- (0-0)
#23: 5-1 W. at Vanderbilt	1/10/15		#23: LSU	3/3/92	Texas 3/3/91
#22: 8-5 L. at Auburn	1/6/18		#22: Kentucky	2/23/11	-- (0-1)
#21: 6-4 L. North Texas	12/5/00		#21: Texas A&M	2/17/18	S. Carolina 2/15/17
#20: 17-5 W. at LSU	1/2/99		#20: Michigan	1/21/12	Alabama 2/28/01
#19: 16-7 L. Ole Miss	1/17/15		#19: Auburn	3/5/00	LSU 2/2/19
#18: 18-8 L. LSU	3/7/15		#18: Vandy	3/1/08	Ole Miss 1/31/10
#17: 14-6 L. #21 Iowa (NCAA)	3/13/99		#17: Ole Miss	2/5/10	Kentucky 2/27/14
#16: 13-6 L. #7 Kentucky (SEC)	3/7/98		#16: LSU	1/20/07	-- (0-4)
#15: 16-3 L. Southern Miss	11/18/00		#15: Miss State	1/17/12	-- (0-2)
#14: 28-4 W. Vanderbilt	2/7/98		#14: Auburn	2/27/18	-- (0-3)
#13: 13-3 W. Centenary	12/18/97		#13: Kentucky	1/14/14	-- (0-1)
#12: 19-8 L. at Alabama	2/28/98		#12: Texas	2/6/82	-- (0-5)
#11: 20-6 W. South Carolina	2/15/92		#11: Missouri	12/5/95	Texas 2/17/91
#10: 12-3 W. Ole Miss	2/18/95		#10: Florida	2/18/06	Missouri 2/13/21
#9: 21-6 W. #5 Kentucky	1/29/95		#9: --	--	Arizona 12/6/92
#8: 8-9 W. Montevallo	2/25/95		#8: Alabama	1/6/07	Kentucky 1/25/92
#7: 18-2 W. Auburn	3/4/95		#7: Texas	1/6/09	-- (0-1)
#6: 21-3 L. UCLA (NCAA)	4/3/95		#6: Kentucky	2/20/99	-- (0-5)
#5: 13-8 L. #3 Kentucky (SEC)	3/12/95		#5: Texas A&M	1/27/16	-- (0-1)
#4: 13-2 W. at Missouri	12/3/94		#4: Oklahoma	12/30/08	Kentucky 2/9/94
#3: 30-5 W. Tennessee	1/7/95		#3: --	--	-- (0-1)
#2: 38-4 W. Duke (NCAA)	4/4/94		#2: Florida	2/5/13	-- (0-5)
#1: 16-4 W. #14 Georgetown	11/27/94		#1: --	--	-- (0-2)



**Effort. Energy. Enthusiasm.**

## Versus 2020-21 Opponents

### NON-CONFERENCE

SCHOOL	GMS	SERIES RECORD	H	A	N	LAST MEETING
Abilene Christian	1	Arkansas Leads, 1-0	1-0	0-0	0-0	H - W, 85-72 (12/20/20)
Central Arkansas	7	Arkansas Leads, 7-0	4-0	3-0	0-0	H - W, 100-75 (12/12/20)
Lipscomb	2	Arkansas Leads, 2-0	2-0	0-0	0-0	H - W, 86-50 (12/05/20)
Miss Valley State	6	Arkansas Leads, 6-0	6-0	0-0	0-0	H - W, 142-62 (11/25/20)
North Texas	16	Arkansas Leads, 16-0	9-0	1-0	6-0	H - W, 69-54 (11/28/20)
Oklahoma State	53	Arkansas Trails, 15-38	10-9	4-14	1-15	A - L, 77-81 (01/30/21)
Oral Roberts	13	Arkansas Leads, 11-2	8-0	1-2	2-0	H - W, 87-76 (12/20/20)
Southern	3	Arkansas Leads, 3-0	2-0	0-0	1-0	H - W, 79-44 (12/09/20)
Texas-Arlington	9	Arkansas Leads, 9-0	7-0	1-0	1-0	H - W, 72-60 (12/02/20)

### SOUTHEASTERN CONFERENCE

SCHOOL	GMS	SERIES RECORD	H	A	N	LAST MEETING
Alabama	64	Arkansas Leads, 35-29	19-6	8-21	8-2	A - L, 59-90 (01/16/21)
• SEC Only	54	Arkansas Leads, 28-26	19-6	8-19	1-1	
Auburn	56	Arkansas Leads, 36-20	22-5	13-14	1-1	H - W, 75-73 (01/20/21)
• SEC Only	55	Arkansas Leads, 36-19	22-5	13-14	1-0	
Florida	38	Arkansas Trails, 12-26	8-7	2-14	2-5	A - L, 59-73 (02/18/20)
• SEC Only	38	SAME		SAME		
Georgia	40	Arkansas Leads, 24-16	12-3	6-10	6-3	H - W, 99-69 (01/09/21)
• SEC Only	40	SAME		SAME		
Kentucky	45	Arkansas Trails, 12-33	7-8	4-15	1-10	A - W, 81-80 (02/09/21)
• SEC Only	40	Arkansas Trails, 12-28	7-8	4-13	1-8	
LSU	70	Arkansas Leads, 37-33	20-8	12-19	5-6	A - L, 92-76 (01/13/21)
• SEC Only	61	Arkansas Leads, 33-28	20-8	11-18	2-2	
Ole Miss	83	Arkansas Leads, 50-33	17-11	9-20	24-2	H - W, 74-59 (01/27/21)
• SEC Only	54	Arkansas Leads, 28-27	17-10	9-18	1-0	
Mississippi State	65	Arkansas Leads, 34-31	22-8	7-22	5-1	H - W, 61-45 (02/02/21)
• SEC Only	56	Arkansas Leads, 29-27	21-7	6-20	2-0	
Missouri	55	Arkansas Leads, 29-26	17-10	11-16	1-0	A - W-OT, 86-81 (02/13/21)
• SEC Only	18	Arkansas Leads, 10-8	7-2	3-6	0-0	
South Carolina	35	Arkansas Leads, 20-15	11-5	6-8	3-2	H - L, 77-79 (01/29/20)
• SEC Only	35	SAME		SAME		
Tennessee	44	Arkansas Trails, 21-23	11-4	4-14	6-5	A - L, 79-74 (01/06/21)
• SEC Only	40	Arkansas Trails, 18-22	11-4	4-14	3-4	
Texas A&M	160	Arkansas Leads, 103-57	58-15	38-38	7-4	A - L, 69-77 (03/07/20)
• SEC Only	14	Arkansas Leads, 8-6	6-1	2-5	0-0	
Vanderbilt	41	Arkansas Leads, 29-12	16-3	8-8	5-1	H - W, 92-71 (01/23/21)
• SEC Only	39	Arkansas Leads, 28-11	15-3	8-7	5-1	



### ERIC MUSSELMAN LIVE RADIO SHOW

Once again, there will be 12 Arkansas basketball radio shows, all starting at 7 pm, at Sassy's BBQ and Grille in Fayetteville.

Monday, Feb. 22  
Sunday, Feb. 28



### COURTSIDE WITH ERIC MUSSELMAN

There will be 10, 30-minute television shows featuring head coach Eric Musselman and co-host Chuck Barrett. Each show will air on Sunday. Please check local listings for times and channels in your area.

Sunday, Feb. 21  
Sunday, Feb. 28  
Sunday, Mar. 7

## ARKANSAS IN THE 2020-21

(Through Games of Saturday - Feb. 13)



### TEAM IN THE NCAA/SEC

	NCAA	SEC	NO.
3-pt Field Goal Attempts (340 ranked)	35	3	502
Assist Turnover Ratio (340 ranked)	86	2	1.16
Assists Per Game (340 ranked)	76	3	15
Blocked Shots Per Game (340 ranked)	18	4	5
Defensive Rebounds per Game (340 ranked)	42	2	27.9
Fewest Fouls (340 ranked)	282	11	361
Fewest Turnovers (340 ranked)	256	8	270
Field-Goal Percentage (340 ranked)	129	6	45.1
Field-Goal Percentage Defense (340 ranked)	100	5	41.7
Free Throw Attempts (340 ranked)	31	4	426
Free Throws Made (340 ranked)	16	3	318
Free-Throw Percentage (340 ranked)	56	2	74.6
Offensive Rebounds Per Game (340 ranked)	28	3	12.62
Personal Fouls Per Game (340 ranked)	146	5	17.2
Rebound Margin (340 ranked)	50	2	5
Scoring Defense (340 ranked)	181	6	70.4
Scoring Margin (340 ranked)	25	1	12.4
Scoring Offense (340 ranked)	10	1	82.8
Steals Per Game (340 ranked)	39	6	8.2
Three Pt FG Defense (340 ranked)	123	7	32.3
Three-Point Field Goals Per Game (340 ranked)	96	4	8.1
Three-Point Field-Goal Percentage (340 ranked)	154	7	34.1
Total 3-point FGM (339 ranked)	36	3	171
Total Assists (340 ranked)	30	3	314
Total Blocks (340 ranked)	7	3	105
Total Rebounds (340 ranked)	9	3	851
Total Rebounds Per Game (340 ranked)	15	1	40.52
Total Steals (340 ranked)	13	2	173
Turnover Margin (339 ranked)	52	3	2.6
Turnovers Forced (340 ranked)	48	6	15.48
Turnovers Per Game (340 ranked)	122	3	12.9
Won-Lost Percentage (338 ranked)	36	2	76.2

### RAZORBACKS IN THE NCAA/SEC

	PLAYER	NCAA	SEC	NO.
3-pt Field Goal Attempts (335 ranked)	JD Notae	123	7	111
	Moses Moody	189	11	98
Assist Turnover Ratio (350 ranked)	Jalen Tate	227	4	1.53
Assists Per Game (350 ranked)	Jalen Tate	92	3	4.4
Blocked Shots Per Game (348 ranked)	Connor Vanover	35	3	2
Defensive Rebounds per Game (350 ranked)	-			
Double Doubles (226 ranked)	Jalen Tate	226	11	2
	Justin Smith	226	11	2
Field-Goal Percentage (348 ranked)	Moses Moody	213	7	45.3
Free Throw Attempts (340 ranked)	Moses Moody	62	6	101
	JD Notae	134	12	83
	Desi Sills	340	25	64
Free Throws Made (336 ranked)	Moses Moody	37	3	83
	JD Notae	120	11	65
Free-Throw Percentage (350 ranked)	Moses Moody	128	4	82.2
	JD Notae	213	13	78.3
Minutes Per Game (350 ranked)	Moses Moody	299	9	32:10
Offensive Rebounds Per Game (348 ranked)	Justin Smith	38	2	3
	Moses Moody	237	14	2.1
Points Per Game (348 ranked)	Moses Moody	157	6	16.3
Rebounds Per Game (340 ranked)	Justin Smith	247	10	6.5
Steals Per Game (345 ranked)	Jalen Tate	226	12	1.43
Three-Point Field Goals Per Game (350 ranked)	-			
Three-Point Field-Goal Percentage (93 ranked)	-			
Total 3-point FGM (327 ranked)	Moses Moody	180	9	37
	JD Notae	204	11	36
Total Assists (337 ranked)	Jalen Tate	41	3	92
Total Blocks (315 ranked)	Connor Vanover	20	2	42
	Jaylin Williams	315	21	13
Total Field Goal Attempts (343 ranked)	Moses Moody	83	6	245
	JD Notae	137	9	229
Total Field Goals Made (336 ranked)	Moses Moody	92	5	111
	Jalen Tate	279	15	89
	JD Notae	321	17	86
Total Minutes (350 ranked)	Moses Moody	75	4	675:39
	Jalen Tate	190	11	617:03
Total Points (350 ranked)	Moses Moody	54	3	342
	JD Notae	196	13	273
Total Rebounds (348 ranked)	Moses Moody	209	11	119
	Connor Vanover	221	12	117
	Justin Smith	275	15	110
Total Steals (311 ranked)	Jalen Tate	92	7	30
	Desi Sills	160	12	26
	JD Notae	194	13	25
	Moses Moody	270	21	23



# ERIC MUSSELMAN

## ARKANSAS HEAD COACH

146-51 • 6th year as collegiate head coach  
 503-291 • 14 seasons as professional head coach

### COLLEGIATE HEAD COACHING RECORD

Year	Record	Conference	Postseason
2015-16	24-14	10-8 MW (T4th)	CBI Champion
2016-17	28-7	14-4 MW (1st) ^ *	NCAA 1st Round
2017-18	29-8	15-3 MW (1st) ^	NCAA Sweet 16
2018-19	29-5	15-3 MW (1st) ^	NCAA 1st Round
2019-20	20-12	7-11 SEC (T10th)	Canceled
2020-21	16-5	8-4 SEC	
<b>Totals</b>	<b>146-51</b>	<b>69-33</b>	

^ - Regular season champion / \* - Tournament champion

Eric Musselman was named Arkansas' 13th head men's basketball coach on April 7, 2019. He has over 30 years of coaching experience, including five as a collegiate head coach and 14 as a professional head coach.

In his five years as a collegiate head coach, Musselman has won at least 20 games each season (24, 28, 29, 29 and 20) to post a 130-46 record and .739 winning percentage - ninth-best among active Division I coaches. Prior to entering the collegiate head coaching ranks, Musselman was a head coach for seven professional teams, including two seasons with the Golden State Warriors (2002-04) and one with the Sacramento Kings (2006-07). He has won over 550 games as a professional head coach with a combined winning percentage of .626 (553-330).

Musselman is married to Danyelle Sargent Musselman who has worked at ESPN, Fox Sports and the NFL Network as a broadcaster. Musselman has two sons, Michael and Matthew, and the couple has a daughter, Mariah.

Musselman's father Bill was also an NBA head coach and they were the first father-son combination to become head coaches in the NBA.

## MUSSELMAN'S CAREER AS HEAD COACH

NOTE: Professional basketball **DOES NOT** count postseason toward season W-L record nor to head coach W-L record

Year	Team	League	Record	Note for the Season	Reg. Season Div./Conf. Finish	Postseason
1989-90	Rapid City	CBA	42-14	<b>MOST WINS IN CBA</b>	1st National Conf.	Finals (8-8) *
1991-92	Rapid City	CBA	37-19	<b>2nd-most wins in CBA</b>	1st National Conf.	Finals (9-7) *
1992-93	Rapid City	CBA	44-12	<b>MOST WINS IN CBA</b>	1st National Conf.	Conf. Finals (5-3) *
1993-94	Rapid City	CBA	37-19	<b>MOST WINS IN CBA</b>	1st National Conf.	Conf. Finals (5-5) *
1994-95	Rapid City	CBA	31-25	6th-most wins in CBA	5th National Conf.	Conf. 1st Rd (0-2) *
1995-96	Florida	CBA	41-15	<b>MOST WINS IN CBA</b>	1st National Conf.	Conf. Finals (5-3) *
1996-97	Florida	CBA	38-18	<b>2nd-most wins in CBA</b>	1st American Conf.	Finals (7-6) *
1995	Florida	USBL	25-2	<b>MOST WINS IN USBL</b>	1st Overall	Champion (1-0) *
1996	Florida	USBL	28-1	<b>MOST WINS IN USBL</b>	1st Southern Div.	Champion (3-0) *
2002-03	Golden State	NBA	38-44	6th Pacific Division	11th Western Conf.	--
2003-04	Golden State	NBA	37-45	T4th Pacific Division	11th Western Conf.	--
2006-07	Sacramento	NBA	33-49	5th Pacific Division	11th Western Conf.	--
2010-11	Reno	D-League	34-16	<b>2nd-most wins in NBADL</b>	1st Western Conf.	Semifinals (2-3) *
2011-12	Los Angeles	D-League	38-12	<b>MOST WINS IN NBADL</b>	1st Western Conf.	Finals (5-2) *
2015-16	Nevada	NCAA	24-14	Led NCAA in FT Made	T4th Mountain West	CBI Champion (5-1)
2016-17	Nevada	NCAA	28-7	T16th for Most wins NCAA	1st Mountain West	NCAA 1st Rd (0-1)
2017-18	Nevada	NCAA	29-8	2nd in NCAA in A-TO ratio	1st Mountain West	NCAA Sweet 16 (2-1)
2018-19	Nevada	NCAA	29-5	7th in NCAA in W-L%	1st Mountain West	NCAA 1st Rd (0-1)
2019-20	Arkansas	NCAA	20-12	<b>Led NCAA in 3PT% Def</b>	<b>T10th SEC</b>	<b>Canceled</b>
2020-21	Arkansas	NCAA	16-5	--	--	--
2010	Dominican Team		5-1	Silver Medal Centrobasket Championship		
2011	Venezuelan Team		12-9	5th FIBA Americas Championship		
2012	Venezuelan Team		7-4	Silver Medal FIBA South American Championship		

## Effort. Energy. Enthusiasm.

### MUSSELMAN VS. ALL OPPONENTS

Opponent	Overall	at Nevada	at Arkansas	Last Meeting
Abilene Christian	1-0	0-0	1-0	12/20/20
Air Force	7-0	7-0	0-0	03/05/19
Akron	1-0	1-0	0-0	12/22/18
Alabama	1-1	0-0	1-1	01/16/21
Arizona State	1-0	1-0	0-0	12/07/18
Arkansas-Little Rock	1-0	1-0	0-0	11/16/18
Auburn	2-1	0-0	2-1	01/20/21
Austin Peay	1-0	0-0	1-0	11/12/19
Boise State	7-2	7-2	0-0	02/02/19
Bradley	1-0	1-0	0-0	12/03/16
Buffalo	1-0	1-0	0-0	11/25/16
BYU	1-0	1-0	0-0	11/06/18
Cal State Fullerton	0-1	0-1	0-0	11/28/15
California Baptist	1-0	1-0	0-0	11/19/18
Central Arkansas	1-0	0-0	1-0	12/20/20
Cincinnati	1-0	1-0	0-0	03/18/18
Coastal Carolina	1-0	1-0	0-0	11/13/15
Colorado State	7-1	7-1	0-0	02/02/19
Davidson	1-0	1-0	0-0	11/21/17
Drake	1-0	1-0	0-0	12/12/15
Eastern Washington	1-0	1-0	0-0	03/21/16
Florida	0-2	0-1	0-1	02/18/20
Fresno Pacific	1-0	1-0	0-0	12/09/15
Fresno State	6-3	6-3	0-0	02/23/19
LSU	1-1	0-0	1-1	03/05/20
Georgia	1-1	0-0	1-1	01/09/21
Georgia Tech	1-0	0-0	1-0	11/25/19
Grand Canyon	1-0	1-0	0-0	12/09/18
Hawai'i	1-1	1-1	0-0	11/24/17
Holy Names	1-0	1-0	0-0	11/30/15
Idaho	1-0	1-0	0-0	11/10/17
Illinois State	1-0	1-0	0-0	11/29/17
Indiana	1-0	0-0	1-0	12/29/19
Iona	1-1	1-1	0-0	11/26/16
Iowa State	0-1	0-1	0-0	03/16/17
Kentucky	1-1	0-0	1-1	02/09/21
Lipscomb	1-0	0-0	1-0	12/05/20
LSU	1-2	0-0	1-2	01/13/21
Loyola-Chicago	1-1	1-1	0-0	11/28/18
Loyola Marymount	1-0	1-0	0-0	11/14/16
Ole Miss	1-0	0-0	1-0	01/27/21
Massachusetts	1-0	1-0	0-0	11/23/18
Mississippi State	1-2	0-0	1-2	02/03/21
Mississippi Valley	0-0	1-0	1-0	11/25/20
Missouri	2-2	0-0	1-2	02/13/21
Montana	2-0	1-0	1-0	11/16/19
Montana State	1-0	1-0	0-0	11/15/15
Morehead State	2-1	2-1	0-0	04/01/16
New Mexico	5-3	5-3	0-0	02/09/19
North Texas	2-0	0-0	2-0	11/29/20
Northern Kentucky	1-0	0-0	1-0	11/30/19
Oakland	1-0	1-0	0-0	11/23/16
Oklahoma State	0-0	0-1	0-1	01/30/21



## MUSSELMAN VS. ALL OPPONENTS

Opponent	Overall	at Nevada	at Arkansas	Last Meeting
<b>Oral Roberts</b>	<b>1-0</b>	<b>0-0</b>	<b>1-0</b>	<b>12/20/20</b>
Oregon State	1-1	1-1	0-0	11/18/16
Pacific	4-0	4-0	0-0	11/09/18
Portland State	1-0	1-0	0-0	11/25/15
Radford	1-0	1-0	0-0	12/17/17
Rhode Island	1-0	1-0	0-0	11/13/17
Rice	1-0	0-0	1-0	11/05/19
Saint Mary's	0-1	0-1	0-0	11/11/16
San Diego State	3-7	3-7	0-0	03/01/19
San Francisco	0-1	0-1	0-0	12/23/17
San Jose State	6-0	6-0	0-0	01/09/19
Santa Clara	2-0	2-0	0-0	11/15/17
South Carolina	0-1	0-0	0-1	01/29/20
South Dakota	1-0	0-0	1-0	11/22/19
South Dakota State	1-0	1-0	0-0	12/15/18
<b>Southern</b>	<b>1-0</b>	<b>0-0</b>	<b>1-0</b>	<b>12/09/20</b>
Southern Cal	1-0	1-0	0-0	12/01/18
Southern Illinois	1-0	1-0	0-0	12/22/17
<b>Tennessee</b>	<b>1-2</b>	<b>0-0</b>	<b>1-2</b>	<b>01/06/21</b>
Texas	1-0	1-0	0-0	03/16/18
Texas A&M	1-1	0-0	1-1	03/07/20
TCU	1-1	0-1	1-0	01/25/20
Texas Southern	1-0	0-0	1-0	11/19/19
Texas Tech	0-1	0-1	0-0	12/05/17
Towson	1-0	1-0	0-0	12/21/16
Tulsa	2-0	1-0	1-0	12/14/19
UC Davis	1-0	1-0	0-0	12/19/17
UC Irvine	2-0	2-0	0-0	12/02/17
UC Santa Barbara	1-0	1-0	0-0	12/22/16
UNLV	7-2	7-2	0-0	02/27/19
<b>UT Arlington</b>	<b>1-0</b>	<b>0-0</b>	<b>1-0</b>	<b>12/02/20</b>
Utah	1-0	1-0	0-0	12/29/18
Utah State	7-2	7-2	0-0	03/02/19
Valparaiso	1-0	0-0	1-0	12/21/19
<b>Vanderbilt</b>	<b>3-0</b>	<b>0-0</b>	<b>3-0</b>	<b>01/23/21</b>
Vermont	1-0	1-0	0-0	03/23/16
Washington	1-0	1-0	0-0	12/11/16
Western Kentucky	0-1	0-0	0-1	12/07/19
Wichita State	0-1	0-1	0-0	12/22/15
Wyoming	5-1	5-1	0-0	02/16/19
<b>Totals</b>	<b>146-51</b>	<b>110-34</b>	<b>36-17</b>	

## MUSSELMAN VS. CONFERENCES

American Athletic	3-0	CAA	1-0	Ohio Valley	3-1
American East	1-0	C-USA	3-1	Pac-12	5-1
ACC	1-0	Horizon League	2-0	Patriot League	0-0
Atlantic Sun	1-0	Ind./Non DI	2-0	SEC	16-16
Atlantic 10	3-0	Ivy League	0-0	SoCon	0-0
Big East	0-0	MAAC	1-1	Southland	2-0
Big Sky	6-0	Mid-American	1-0	SWAC	3-0
Big South	2-0	MEAC	0-0	Summit League	3-0
Big Ten	1-0	Missouri Valley	6-2	Sun Belt	3-0
Big 12	2-4	Mountain West	60-21	WCC	8-2
Big West	5-2	Northeast	0-0	WAC	2-0

## MUSSELMAN MILESTONE WINS

### OVERALL

1	11/13/15	Coastal Carolina (Honolulu, Hawaii)	73-56
100	01/24/19	Colorado State (Reno, Nev.)	100-60

### AT ARKANSAS

1	11/05/19	Rice (Fayetteville, Ark.)	91-43
---	----------	---------------------------	-------

## MUSSELMAN COACHING HONORS

- 1996 USBL Coach of the Year
- 2003 NBA Coach of the Year Runner-Up
- 2012 NBA D-League Coach of the Year
- 2016 Bleacher Report's Mountain West Coach of the Year
- 2017 USBWA District VIII Coach of the Year
- 2018 USBWA District VII and NABC District 17 Coach of the Year
- Mountain West Coach of the Year

## MUSSELMAN DID YOU KNOWS....

- Named General Manager of CBA's Rapid City Thrillers at age 22. The next year, became head coach of the Thrillers at he age of 23, the youngest coach in CBA history.
- From 1990-1997, had 26 players called up to the NBA, the highest number in the league during that span ... The only person in CBA history to coach in five league All-Star Games (1990, 1992, 1993, 1994, 1997)
- The first coach in professional basketball history to win 100 games by the age of 28.
- At the age of 37, named head coach of the Golden State Warriors and was the youngest head coach in the NBA at the time.
- He and his father, Bill, were first father-son combination to both become head coaches in NBA history.
- In 2003, was runner-up to San Antonio's Gregg Popovich for NBA Coach of the Year Award voting (231 points, including 26 first-place votes).
- Only needed 130 games to win his 100th game as a collegiate head coach.
- Is the CBA's third all-time winningest coach (270-122 in seven seasons) and the most successful coach (54-3 in two seasons) in the history of the United States Basketball League.
- Led CBA in scoring (116.7 ppg) in 192-93 -2nd in NBA in scoring (102.4 ppg) in 2002-03.

## MUSSELMAN RECORD • POINTS SCORED

<b>Scoring Below 50 Points:</b>	<b>0-0</b>
- At Arkansas .....	<b>0-0</b>
Home:.....	0-0 at Arkansas
Away:.....	0-0 at Arkansas
Neutral:.....	0-0 at Arkansas
<b>Scoring 50-59 Points:</b>	<b>0-9</b>
- At Arkansas: .....	<b>0-1</b>
Home:.....	0-1 at Arkansas
Away:.....	0-6 at Arkansas
Neutral:.....	0-2 at Arkansas
<b>Scoring 60-69 Points:</b>	<b>16-15</b>
- At Arkansas .....	<b>8-4</b>
Home:.....	10-4 at Arkansas
Away:.....	3-8 at Arkansas
Neutral:.....	3-3 at Arkansas
<b>Scoring 70-79 Points:</b>	<b>48-19</b>
- At Arkansas .....	<b>10-8</b>
Home:.....	28-4 at Arkansas
Away:.....	14-12 at Arkansas
Neutral:.....	6-3 at Arkansas
<b>Scoring 80-89 Points:</b>	<b>51-3</b>
- At Arkansas .....	<b>9-1</b>
Home:.....	28-0 at Arkansas
Away:.....	15-2 at Arkansas
Neutral:.....	8-1 at Arkansas
<b>Scoring 90-99 Points:</b>	<b>21-1</b>
- At Arkansas .....	<b>6-0</b>
Home:.....	12-0 at Arkansas
Away:.....	8-1 at Arkansas
Neutral:.....	1-0 at Arkansas
<b>Scoring 100 or More Points:</b>	<b>10-1</b>
- At Arkansas .....	<b>2-0</b>
Home:.....	7-0 at Arkansas
Away:.....	2-1 at Arkansas
Neutral:.....	1-0 at Arkansas

## BEST WINNING PERCENTAGE among active NCAA Division I head coaches (min 5 yrs as a Division I Head Coach)

([https://stats.NCAA.org/head\\_coaches](https://stats.NCAA.org/head_coaches) • Thru Feb 13, 2021)

1	Mark Few, Gonzaga	.833	619-124	22nd yr
2	Roy Williams, North Carolina	.775	897-260	33rd yr
3	Bill Self, Kansas	.766	723-221	28th yr
4	Mike Krzyzewski, Duke	.765	1164-358	46th yr
5	John Calipari, Kentucky	.764	739-228	29th yr
6	Chris Jans, New Mexico State	.762	109-34	5th yr
7	<b>ERIC MUSSELMAN, ARKANSAS</b>	<b>.741</b>	<b>146-51</b>	<b>6th yr</b>
8	Tony Bennett, Virginia	.732	361-132	15th yr
9	Sean Miller, Arizona	.731	419-154	17th yr
10	Steve Forbes, Wake Forest	.723	136-52	6th yr



## MUSSELMAN RECORD • POINTS ALLOWED

<b>Opponent Scores Below 50 Points:</b>	<b>7-0</b>
- At Arkansas .....	<b>5-0</b>
Home:.....	6-0 at Arkansas
Away:.....	1-0 at Arkansas
Neutral:.....	0-0 at Arkansas
<b>Opponent Scores 50-59 Points:</b>	<b>25-1</b>
- At Arkansas .....	<b>7-0</b>
Home:.....	18-1 at Arkansas
Away:.....	6-0 at Arkansas
Neutral:.....	1-0 at Arkansas
<b>Opponent Scores 60-69 Points:</b>	<b>55-6</b>
- At Arkansas .....	<b>11-0</b>
Home:.....	34-0 at Arkansas
Away:.....	12-2 at Arkansas
Neutral:.....	9-4 at Arkansas
<b>Opponent Scores 70-79 Points:</b>	<b>41-18</b>
- At Arkansas .....	<b>9-8</b>
Home:.....	22-5 at Arkansas
Away:.....	13-11 at Arkansas
Neutral:.....	6-2 at Arkansas
<b>Opponent Scores 80-89 Points:</b>	<b>16-15</b>
- At Arkansas .....	<b>3-5</b>
Home:.....	5-3 at Arkansas
Away:.....	8-11 at Arkansas
Neutral:.....	3-1 at Arkansas
<b>Opponent Scores 90-99 Points:</b>	<b>2-6</b>
- At Arkansas .....	<b>1-3</b>
Home:.....	2-2 at Arkansas
Away:.....	0-3 at Arkansas
Neutral:.....	0-1 at Arkansas
<b>Opponent Scores 100 or More Points:</b>	<b>1-2</b>
- At Arkansas .....	<b>0-0</b>
Home:.....	0-0 at Arkansas
Away:.....	1-2 at Arkansas
Neutral:.....	0-0 at Arkansas

## MUSSELMAN RECORD BREAKDOWN

<b>OVERALL:</b>	<b>146-51</b>
<b>- AT ARKANSAS.....</b>	<b>36-17</b>
Home:.....	84-10.....26-5 at Arkansas
Away:.....	42-31.....8-12 at Arkansas
Neutral:.....	20-10.....2-0 at Arkansas
<b>CONFERENCE GAMES:</b>	<b>68-33</b>
<b>- AT ARKANSAS.....</b>	<b>14-15</b>
Home:.....	40-10.....9-5 at Arkansas
Away:.....	28-23.....5-10 at Arkansas
<b>VS RANKED TEAMS:.....</b>	<b>3-7</b>
<b>AS RANKED TEAM:.....</b>	<b>38-12</b>
<b>- AT ARKANSAS.....</b>	<b>1-4</b>
<b>- AT ARKANSAS.....</b>	<b>0-0</b>
Home:.....	0-3 / 0-3 at Ark
Away:.....	1-2 / 1-1 at Ark
Neutral:.....	2-2 / 0-0 at Ark
Home:.....	18-1 / 0-0 at Ark
Away:.....	14-6 / 0-0 at Ark
Neutral:.....	8-5 / 0-0 at Ark
<b>RECORD BY MONTH:</b>	
November:.....	34-4.....9-0 at Arkansas
December:.....	32-8.....11-1 at Arkansas
January:.....	32-15.....8-9 at Arkansas
February:.....	28-12.....6-6 at Arkansas
March:.....	18-12.....2-1 at Arkansas
April:.....	1-0.....0-0 at Arkansas
<b>WHEN LEADING AT HALFTIME:</b>	<b>112-6</b>
at Arkansas.....	29-2
<b>WHEN TRAILING AT HALFTIME:</b>	<b>32-44</b>
at Arkansas.....	7-15
<b>WHEN TIED AT HALFTIME:</b>	<b>2-1</b>
at Arkansas.....	0-0
<b>OUT-REBOUNDING OPP:</b>	<b>86-11</b>
at Arkansas.....	16-1
<b>BEING OUT-REBOUNDED:</b>	<b>52-37</b>
at Arkansas.....	19-15
<b>REBOUNDS ARE EVEN:</b>	<b>8-2</b>
at Arkansas.....	1-1
<b>WHEN SCORING FIRST:</b>	<b>86-23</b>
at Arkansas.....	20-7
<b>WHEN OPPONENT SCORES FIRST:</b>	<b>60-28</b>
at Arkansas.....	16-10
<b>ONE-POSSESSION GAMES:</b>	<b>18-12</b>
at Arkansas.....	3-4
<b>OVERTIME GAMES:</b>	<b>8-6</b>
at Arkansas.....	2-3
<b>GAMES DECIDED BY 1-5 PTS OR LESS:</b>	<b>31-21</b>
at Arkansas.....	7-7
<b>GAMES DECIDED BY 6-10 PTS:</b>	<b>21-13</b>
at Arkansas.....	6-5
<b>GAMES DECIDED BY 11-19 PTS:</b>	<b>45-11</b>
at Arkansas.....	12-3
<b>GAMES DECIDED BY 20-PLUS PTS:</b>	<b>39-6</b>
at Arkansas.....	11-2
<b>SHOOTING 50 PERCENT OR BETTER:</b>	<b>47-2</b>
at Arkansas.....	9-1
<b>SHOOTING PCT. BETTER THAN OPP:</b>	<b>119-9</b>
at Arkansas.....	30-4
<b>SHOOTING PCT. WORSE THAN OPP:</b>	<b>25-41</b>
at Arkansas.....	5-13
<b>SHOOTING PCT. SAME AS OPP:</b>	<b>1-1</b>
at Arkansas.....	0-0
<b>OUT-SCORING OPP BENCH:</b>	<b>70-5</b>
at Arkansas.....	17-4
<b>OUT-SCORED BY OPP BENCH:</b>	<b>70-37</b>
at Arkansas.....	17-13
<b>BENCH SCORING EVEN:</b>	<b>6-0</b>
at Arkansas.....	2-0

## MOST POINTS BY A MUSSELMAN TEAM

NOTE: MISSING RESULTS FROM RAPID CITY (CBA) AND FLORIDA (USBL)

142	Arkansas	Mississippi Valley State	11/25/20	W, 142-62
138	LA D-Fenders	Erie BayHawks	02/06/12	W, 138-107
135	LA D-Fenders	Stockton Kings	11/28/11	W, 135-103
135	Sacramento	Charlotte Bobcats	02/28/07	W, 135-120
135	Golden State	Orlando Magic	11/16/02	W, 135-92
133	Golden State	at Milwaukee Bucks	03/08/03	L, 133-138 (OT)
132	LA D-Fenders	Rio Grande Valley Vipers	12/05/11	W, 132-126
128	Sacramento	Los Angeles Lakers	12/29/06	L, 128-132 (OT)
128	Golden State	Utah Jazz	04/08/03	W, 128-102
127	LA D-Fenders	Canton Charge	01/30/12	W, 127-87
127	Reno	Idaho Stampede	12/01/10	W, 127-117
126	Reno	Rio Grande Valley Vipers	004/20/11	L, 126-134

## PLAYER GAME HIGHS:

<b>MOST POINTS:</b>	
at Nevada:	45 Jordan Caroline at New Mexico 01/07/17
	40 Jordan Caroline at Colorado St 02/06/19
	37 D.J. Fenner vs UNLV 02/08/17
	34 Marquize Coleman at Hawai'i 11/16/15
	33 Caleb Martin at Utah 12/29/18
	32 Marcus Marshall at Wyoming 01/14/17
	32 Marcus Marshall at Washington 12/11/16
	32 Tyron Criswell vs Eastern Washington 03/21/16
	30 4x
at Arkansas:	41 Mason Jones vs Tulsa 12/14/19
	40 Mason Jones vs Auburn 02/04/20
	38 Mason Jones vs Miss State 02/15/20
	37 Mason Jones vs Tennessee 02/26/20
	36 Mason Jones vs LSU 03/04/20
	34 Mason Jones vs South Carolina 01/29/20
	34 Isaiah Joe at Ole Miss 01/11/20
	33 Isaiah Joe vs Texas Southern 11/19/19
	32 Mason Jones vs Rice 11/05/19
	30 Mason Jones at Texas A&M 03/07/20
	30 Mason Jones at Alabama 02/01/20
	30 Jimmy Whitt Jr. vs Vanderbilt 01/15/20
SEC Game: 40 Mason Jones vs Auburn 02/03/11	
SEC Tourney: 22 Mason Jones vs Vanderbilt 03/11/20	
NCAA Tourney: --	
Bud Walton: 41 Mason Jones vs Tulsa 12/14/19	
Road Game: 34 Isaiah Joe at Ole Miss 01/11/20	
Neutral Site: 22 Mason Jones vs Vanderbilt 03/11/20	
Ranked Opp: 40 Mason Jones vs Auburn 02/04/20	
<b>Frosh: 28 Moses Moody at Alabama 01/16/21</b>	
Soph: 34 Isaiah Joe at Ole Miss 01/11/20	
Junior: 41 Mason Jones vs Tulsa 12/14/19	
Senior: 30 Jimmy Whitt Jr. vs Vanderbilt 01/15/20	
Season Opener: 32 Mason Jones vs Rice 11/05/19	
SEC Opener 17 Isaiah Joe & Mason Jones vs TX A&M 01/04/20	
<b>MOST FIELD GOALS MADE:</b>	
at Nevada:	17 Jordan Caroline at New Mexico 01/07/17
	13 Cody Martin vs Utah State 02/17/18
	12 Jordan Caroline at UNLV 02/25/17
	12 Cameron Oliver vs Eastern Washington 03/21/16
	12 D.J. Fenner v UNLV 02/08/17
at Arkansas:	14 Jimmy Whitt Jr. vs Vanderbilt 01/15/20
	12 Mason Jones vs Auburn 02/04/20
	12 Mason Jones vs Tulsa 12/14/19
	12 Mason Jones vs Rice 11/05/19
	11 Mason Jones vs Tennessee 02/26/20
	11 Isaiah Joe at Ole Miss 01/11/20
	11 Jimmy Whitt Jr. vs South Dakota 11/19/19
	11 Jimmy Whitt Jr. at Alabama 02/01/20
<b>MOST 3-POINTERS MADE:</b>	
at Nevada:	8 Marcus Marshall at UNLV 02/25/17
	7 6x
at Arkansas:	8 Mason Jones at Texas A&M 03/07/20
	7 Isaiah Joe at Ole Miss 01/11/20
	6 Isaiah Joe at Texas A&M 03/07/20
	6 Isaiah Joe at Indiana 12/29/19
	6 Isaiah Joe vs Texas Southern 11/19/19
<b>MOST FREE THROWS MADE:</b>	
at Nevada:	15 Marcus Marshall vs Boise State 02/22/17
	15 Marquize Coleman vs UNLV 01/23/16
	15 Marquize Coleman at Hawai'i 11/16/15
	14 Jordan Caroline vs Rhode Island 11/13/17
	14 Marcus Marshall at Wyoming 01/14/17
at Arkansas:	18 Mason Jones vs Miss State 02/15/20
	15 Mason Jones vs South Carolina 01/29/20
	12 Mason Jones vs LSU 03/04/20
	12 Isaiah Joe vs Tennessee 02/26/20
	12 Mason Jones vs Tulsa 12/14/19
	11 Jimmy Whitt Jr. at Tennessee 02/11/20
	11 Mason Jones at Missouri 02/08/20
	11 Mason Jones vs Auburn 02/04/20
<b>MOST REBOUNDS:</b>	
at Nevada:	24 Cameron Oliver vs Fresno State 02/11/16
	21 Cameron Oliver at UNLV 02/20/16
	17 Cameron Oliver vs Colorado State 03/04/17
	16 6x
at Arkansas:	17 <b>Justin Smith vs Oral Roberts 12/20/20</b>
	16 <b>Connor Vanover vs North Texas 11/28/20</b>
	15 Jimmy Whitt Jr. vs LSU 03/04/20
	12 Mason Jones vs South Carolina 01/29/20
	12 Jimmy Whitt Jr. at Western Ky 12/07/19
	11 Reggie Chaney at Missouri 02/08/20
	11 Reggie Chaney at Alabama 02/01/20
	11 Reggie Chaney vs Northern Ky 11/30/19
	11 Adrio Bailey vs Montana 11/16/19
SEC Game: 15 Jimmy Whitt Jr. vs LSU 03/04/20	
SEC Tourney: 7 Jimmy Whitt Jr. vs Vanderbilt 03/11/20	
NCAA Tourney: --	
<b>Bud Walton: 17 Justin Smith vs Oral Roberts 12/20/20</b>	
Road Game: 12 Jimmy Whitt Jr. at Western Ky 12/07/19	
Neutral Site: 9 Mason Jones vs Valpo 12/21/19	
<b>Ranked Opp: 9 Vance Jackson Jr. at Tennessee 01/06/21</b>	
<b>Frosh: 10 (3x) last by Jaylin Williams at LSU 01/13/21</b>	

## Effort. Energy. Enthusiasm.

**Soph: 16 Connor Vanover vs North Texas 11/28/20**  
**Junior: 12 Mason Jones vs South Carolina 01/29/20**  
**Senior 17 Justin Smith vs Oral Roberts 12/20/20**  
**Season Opener: 10 Jaylin Williams vs Miss Valley 11/25/20**  
**SEC Opener 6 Mason Jones vs Texas A&M 01/04/20**

<b>MOST OFFENSIVE REBOUNDS:</b>	
at Nevada:	11 A.J. West at Pacific 11/21/15
	8 Cameron Oliver vs Fresno State 02/11/16
at Arkansas:	10 <b>Justin Smith vs Oral Roberts 12/12/20</b>
	6 <b>Justin Smith vs UT Arlington 12/02/20</b>
	6 Reggie Chaney at Missouri 02/08/20
	5 <b>Moses Moody at LSU 01/13/21</b>
	5 <b>Jalen Tate vs Abilene Christian 12/20/20</b>
	5 Reggie Chaney at Alabama 02/01/20
	5 Adrio Bailey vs Montana 11/16/19
<b>MOST DEFENSIVE REBOUNDS:</b>	
at Nevada:	16 Cameron Oliver vs Fresno State 02/11/16
	14 Cameron Oliver vs Colorado State 03/04/17
	14 Cameron Oliver at Wyoming 01/14/17
	13 Cameron Oliver vs Colorado State 03/11/17
	13 Cameron Oliver at Air Force 02/15/17
at Arkansas:	14 <b>Connor Vanover vs North Texas 11/28/20</b>
	14 Jimmy Whitt Jr. vs LSU 03/04/20
	11 Mason Jones vs South Carolina 01/29/20
	9 <b>Connor Vanover vs UCA 12/12/20</b>
	9 <b>Connor Vanover vs Southern 12/09/20</b>
	9 <b>Connor Vanover vs Lipscomb 12/05/20</b>
	9 Jimmy Whitt Jr. at Western Ky 12/07/19
	9 Reggie Chaney vs Northern Ky 11/30/19
	9 Isaiah Joe at Georgia Tech 11/25/19
<b>MOST ASSISTS:</b>	
at Nevada:	11 Cody Martin vs BYU 11/06/18
	11 Cody Martin vs Colorado State 02/25/18
	11 Marquize Coleman vs Holy Names 11/30/15
	10 Cody Martin vs Little Rock 11/16/18
	10 Cody Martin vs Pacific 11/09/18
	10 Marcus Marshall vs Colorado State 03/04/17
at Arkansas:	11 <b>Jalen Tate vs UCA 12/12/20</b>
	10 <b>Jalen Tate vs Georgia 01/09/21</b>
	9 Mason Jones at Ole Miss 01/11/20
	8 <b>Jalen Tate at Vanderbilt 01/23/21</b>
	8 Mason Jones vs Vanderbilt 01/15/20
<b>SEC Game: 10 Jalen Tate vs Georgia 01/09/21</b>	
SEC Tourney: 6 Mason Jones vs Vanderbilt 03/11/20	
NCAA Tourney: --	
<b>Bud Walton: 11 Jalen Tate vs Central Arkansas 12/12/20</b>	
Road Game: 9 Mason Jones at Ole Miss 01/11/20	
Neutral Site: 6 Mason Jones vs Vanderbilt 03/11/20	
<b>Ranked Opp: 6 by Jalen Tate at Tennessee 01/06/21</b>	
<b>Frosh: 6 Davonte Davis vs Georgia 01/09/21</b>	
Soph: 7 Isaiah Joe vs Rice 11/05/19	
Junior: 9 Mason Jones at Ole Miss 01/11/20	
<b>Senior: 11 Jalen Tate vs Central Arkansas 12/12/20</b>	
Season Opener: 7 Isaiah Joe vs Rice 11/05/19	
SEC Opener 5 Jalen Harris vs Texas A&M 01/04/20	
<b>MOST STEALS:</b>	
at Nevada:	5 Caleb Martin vs California Baptist 11/19/18
	5 Jordan Caroline at San Diego St 02/12/17
	5 Marquize Coleman at New Mexico 12/30/15
	4 17x
at Arkansas:	5 Mason Jones at Georgia Tech 11/25/19
	5 Isaiah Joe vs Texas Southern 11/19/19
	5 Mason Jones vs Rice 11/05/19
	4 10x <b>last Jalen Tate vs AUB 01/20/21</b>
<b>SEC Game: 4 (4x) last Jalen Tate vs AUB 01/20/21</b>	
SEC Tourney: 3 Mason Jones vs Vanderbilt 03/11/20	
NCAA Tourney: --	
Bud Walton: 5 Mason Jones vs Rice 11/05/19	
Road Game: 5 Mason Jones at Georgia Tech 11/25/19	
Neutral Site: 3x	
Ranked Opp: 4 Desi Sills vs Auburn 02/04/20	
<b>Frosh: 3 (4x) last by Davonte Davis 01/02/21</b>	
Soph: 5 Isaiah Joe vs Texas Southern 11/19/19	
Junior: 5 Mason Jones (2x)	
Senior: 4 2x	
Season Opener: 5 Mason Jones vs Rice 11/05/19	
SEC Opener 3 Mason Jones vs Texas A&M 01/04/20	
<b>MOST BLOCKED SHOTS:</b>	
at Nevada:	6 Cameron Oliver vs Morehead State 04/01/16
	5 7x
at Arkansas:	6 <b>Connor Vanover vs North Texas 11/28/20</b>
	5 <b>Connor Vanover at Oklahoma St. 01/30/21</b>
	5 <b>Connor Vanover vs Ole Miss 01/27/21</b>
	5 Adrio Bailey vs Valpo 12/21/19
	5 Adrio Bailey vs Texas Southern 11/19/19
	4 <b>Connor Vanover vs Lipscomb 12/05/20</b>
	4 Adrio Bailey at LSU 01/07/20
<b>SEC Game: 5 Connor Vanover vs Ole Miss 01/27/21</b>	
SEC Tourney: 3 Henderson & Chaney vs Vanderbilt 03/11/20	
NCAA Tourney: --	
<b>Bud Walton: 6 Connor Vanover vs North Texas 11/28/20</b>	
<b>Road Game: 5 Connor Vanover at Oklahoma State 01/30/21</b>	
Neutral Site: 5 Adrio Bailey vs Valpo 12/21/19	
Ranked Opp: 2 Adrio Bailey & Jimmy Whitt Jr., vs Kentucky (01/18/20)	
<b>Frosh: 2 Jaylin Williams (2x) last vs Mizzou 01/02/21</b>	



# Effort. Energy. Enthusiasm.

Soph: 6 Connor Vanover vs North Texas 11/28/20  
Junior: 3 JD Notae vs Oral Roberts 12/20/20  
Senior: 5 Adrio Bailey 2x  
Season Opener: 3 Connor Vanover vs Miss Valley 11/25/20  
SEC Opener 1 Adrio Bailey & Jimmy Whitt vs TX A&M 01/04/20

## TEAM GAME HIGHS:

MOST POINTS:			
at Nevada:	119	vs Fresno State 12/09/15	W, 119-70
	110	vs UMass 11/23/18	W, 110-87
	108	vs Holy Names 11/30/15	W, 108-57
	105	at New Mexico 01/07/17	W, 105-104 (OT)
	104	vs UNLV 02/08/17	W, 104-77
	103	at Wyoming 01/24/18	L, 103-104 (2OT)
	102	vs Fresno State 01/31/18	W, 102-92
	101	at UNLV 02/28/18	W, 101-75
	100	vs Colorado State 01/23/19	W, 100-60
at Arkansas:	142	vs Mississippi Valley 11/25/20	W, 142-62
	100	vs UCA 12/12/12	W, 100-75
	99	vs Georgia 01/09/21	W, 99-69
	99	vs LSU 03/04/20	W, 99-90
	98	vs Tulsa 12/14/19	W, 98-79
	97	at Auburn 12/30/20	W, 97-89
	92	at Vanderbilt 01/23/21	W, 92-71
	91	vs Rice 11/05/19	W, 91-43
MOST FIELD GOALS MADE:			
at Nevada:	40	vs UMass 11/23/18	
	40	vs Fresno State 12/09/15	
	40	vs Holy Names 11/30/15	
	38	vs San Jose State 01/09/19	
	38	vs UNLV 02/08/17	
at Arkansas:	48	vs Mississippi Valley 11/25/20	
	40	vs Central Arkansas 12/12/20	
	37	vs Rice 11/05/19	
	36	at Vanderbilt 01/23/21	
	36	vs Georgia 01/09/21	
	34	vs Tulsa 12/14/19	
	33	vs Lipscomb 12/05/20	
	32	at Auburn 12/30/20	
MOST FIELD GOALS ATTEMPTED:			
at Nevada:	80	at UNLV 02/20/16	
	77	vs Colorado State 02/25/18	
	75	at New Mexico 01/07/17	
	74	vs Wyoming 01/03/18	
	74	at Wyoming 01/24/18	
	74	at Pacific 11/21/15	
at Arkansas:	86	vs Mississippi Valley 11/25/20	
	77	vs Oral Roberts 12/20/20	
	76	at LSU 01/13/21	
	76	vs Central Arkansas 12/12/20	
	71	vs Missouri 01/02/21	
	71	vs Texas Southern 11/19/19	
BEST FIELD GOAL PERCENTAGE:			
at Nevada:	.615 (40-65)	vs UMass 11/23/18	
	.597 (40-67)	vs Fresno State 12/09/15	
	.597 (40-67)	vs Holy Names 11/30/15	
	.593 (32-54)	at Utah State 02/17/18	
	.589 (33-56)	vs Fresno State 01/31/18	
	.582 (32-55)	at Loyola-Chicago 11/27/18	
at Arkansas:	.571 (36-63)	at Vanderbilt 01/23/21	
	.567 (34-60)	vs Tulsa 12/14/19	
	.558 (48-86)	vs Mississippi Valley 11/25/20	
	.552 (37-67)	vs Rice 11/05/19	
	.540 (27-50)	vs TCU 01/25/20	
	.527 (29-55)	at Tennessee 01/06/21	
	.526 (40-76)	vs Central Arkansas 12/12/20	
	.522 (36-69)	vs Georgia 01/09/21	
	.500 (33-66)	vs Lipscomb 12/05/20	
	.500 (28-56)	vs LSU 03/04/20	
MOST 3-POINT FIELD GOALS MADE:			
at Nevada:	17	at Pacific 11/18/17	
	15	vs Pacific 11/09/18	
	15	at Air Force 01/06/18	
	15	at Santa Clara 11/15/17	
	15	at New Mexico 01/07/17	
at Arkansas:	20	vs Mississippi Valley 11/25/20	
	14	at Texas A&M 03/07/20	
	12	vs Georgia 01/09/21	
	12	vs Central Arkansas 12/12/20	
	12	vs Vanderbilt 03/11/20	
	12	vs Missouri 02/22/20	
	12	at Indiana 12/29/19	
	11	vs Southern 12/09/20	
	11	vs Lipscomb 12/05/20	
	11	vs Tulsa 12/14/19	
MOST 3-POINT FIELD GOALS ATTEMPTED:			
at Nevada:	39	vs South Dakota State 12/15/18	
	37	at Fresno State 01/12/19	
	37	vs San Jose State 02/21/18	
	34	vs San Jose State 01/09/19	
	34	at Pacific 11/18/17	

at Arkansas:	40	vs Mississippi Valley 11/25/20
	34	vs Lipscomb 12/05/20
	33	vs Southern 12/09/20
	32	at Texas A&M 03/07/20
	31	at LSU 01/13/21
	31	at Indiana 12/29/19
	30	vs Central Arkansas 12/12/20
	30	vs Tulsa 12/14/19
	30	at Western Kentucky 12/07/19
BEST 3-POINT FIELD GOAL PERCENTAGE:		
at Nevada:	.600 (6-10)	vs Morehead State 03/30/16
	.588 (10-17)	at Fresno State 12/27/17
	.579 (11-19)	vs Southern Illinois 12/22/17
	.550 (11-20)	vs Oakland 11/23/16
	.542 (13-24)	at UNLV 02/28/18
	.542 (13-24)	at Air Force 02/15/17
at Arkansas:	.667 (6-9)	vs TCU 01/25/20
	.571 (12-21)	vs Georgia 01/09/21
	.500 (20-40)	vs Mississippi Valley 11/25/20
	.480 (12-25)	vs Missouri 02/22/20
	.438 (14-32)	at Texas A&M 03/07/20
	.429 (12-28)	vs Vanderbilt 03/11/20
	.421 (8-19)	at Vanderbilt 01/23/21
	.412 (7-17)	vs Ole Miss 01/27/21
	.400 (8-20)	at Tennessee 01/06/21
	.400 (12-30)	vs Central Arkansas 12/12/20
	.400 (10-25)	vs Auburn 02/04/20
	.400 (10-25)	vs Rice 11/05/19
	.400 (8-20)	at Ole Miss 01/11/20
MOST FREE THROWS MADE:		
at Nevada:	39	vs Morehead State 04/01/16
	36	vs Rhode Island 11/13/17
	35	vs Tulsa 11/22/18
	31	at Wyoming 01/14/17
	30	at Wyoming 01/24/18
at Arkansas:	36	vs LSU 03/04/20
	28	at Missouri 02/08/20
	27	vs Tennessee 02/26/20
	26	vs Mississippi Valley 11/25/20
	26	at Tennessee 02/11/20
	26	vs South Carolina 01/29/20
MOST FREE THROWS ATTEMPTED:		
at Nevada:	45	vs Morehead State 04/01/16
	44	vs Rhode Island 11/13/17
	43	at Pacific 11/21/15
	42	vs Tulsa 11/22/18
at Arkansas:	54	vs LSU 03/04/20
	40	vs South Carolina 01/29/20
	39	at Missouri 02/08/20
	36	at Tennessee 02/11/20
	34	vs Missouri 01/02/21
	33	vs Mississippi Valley 11/25/20
	33	vs Tennessee 02/26/20
	31	at Auburn 12/30/20
BEST FREE THROW PERCENTAGE:		
at Nevada:	.929 (13-14)	vs Loyola-Chicago 03/22/18
	.929 (13-14)	at Cal State Fullerton 11/28/15
	.900 (18-20)	at Pacific 11/18/17
	.889 (16-18)	at Fresno State 12/27/17
	.885 (23-26)	vs Montana 03/16/16
	.885 (23-26)	at Hawaii 11/16/15
at Arkansas:	.944 (17-18)	at LSU 01/08/20
	.929 (13-14)	vs Mississippi State 02/02/21
	.917 (11-12)	vs South Dakota 11/22/19
	.889 (16-18)	vs Austin Peay 12/03/19
	.885 (23-26)	vs Mississippi State 02/15/20
	.870 (20-23)	at Missouri 02/13/21
	.833 (20-24)	vs North Texas 11/12/19
	.818 (27-33)	vs Tennessee 02/26/20
	.815 (22-27)	at Ole Miss 01/11/20
MOST REBOUNDS:		
at Nevada:	61	at Pacific 11/21/15
	60	vs Fresno Pacific 12/09/15
	57	vs Fresno State 02/13/16
	53	at UNLV 02/20/16
	50	vs San Jose State 12/28/16
at Arkansas:	58	Oral Roberts 12/20/20
	58	vs Mississippi Valley 11/25/20
	54	vs Lipscomb 12/05/20
	46	vs Southern 12/09/20
	45	vs Mississippi State 02/02/21
	45	vs Rice 11/05/19
	43	vs UT Arlington 12/02/20
	42	vs Valparaiso 12/21/19
	40	vs Georgia 01/09/21
	40	vs North Texas 11/28/20
MOST OFFENSIVE REBOUNDS:		
at Nevada:	25	at Pacific 11/21/15
	19	vs Fresno Pacific 12/09/15
	19	vs Fresno State 02/13/16
	19	vs Florida 03/21/19

at Arkansas:	24	vs Oral Roberts 12/20/20
	20	vs Mississippi Valley 11/25/20
	17	at LSU 01/13/21
	17	vs UT Arlington 12/02/20
	16	vs Missouri 01/02/21
	15	vs Mississippi State 02/02/21
	14	vs Abilene Christian 12/20/20
	14	vs Montana 11/16/19
	13	vs Auburn 01/20/21
	13	at Auburn 12/30/20
	13	vs Southern 12/09/20
MOST DEFENSIVE REBOUNDS:		
at Nevada:	43	vs Fresno State 02/13/16
	42	vs San Jose State 12/28/16
	41	vs Fresno Pacific 12/09/15
	40	vs Little Rock 11/16/18
	38	vs New Mexico 02/09/19
at Arkansas:	44	vs Lipscomb 12/05/20
	38	vs Mississippi Valley 11/25/20
	36	vs Valparaiso 12/21/19
	35	vs Rice 11/05/19
	34	vs Oral Roberts 12/20/20
	33	vs Southern 12/09/20
MOST ASSISTS:		
at Nevada:	29	vs Holy Names 11/30/15
	27	at Santa Clara 11/15/17
	25	vs Illinois State 11/29/17
	25	at New Mexico 01/07/17
	24	vs UC Davis 12/19/17
at Arkansas:	26	vs Central Arkansas 12/12/20
	26	vs Mississippi Valley 11/25/20
	22	at Vanderbilt 01/23/21
	21	vs Georgia 01/09/21
	19	vs Vanderbilt 01/15/20
	19	vs Rice 11/05/19
MOST STEALS:		
at Nevada:	15	vs San Jose State 01/09/19
	15	vs Utah State 01/02/19
	12	vs New Mexico 01/28/17
	13	at New Mexico 12/30/15
	11	4x
at Arkansas:	15	at Georgia Tech 11/25/19
	14	vs Auburn 02/04/20
	14	vs Rice 11/05/19
	13	Missouri 01/02/21
	13	at Auburn 12/30/20
	13	vs Texas Southern 11/19/19
	12	vs Tulsa 12/14/19
	11	4x
MOST BLOCKED SHOTS:		
at Nevada:	11	at Oregon State 12/05/15
	10	at Wyoming 01/20/16
	10	vs Holy Names 11/30/15
	9	vs UNLV 03/08/18
	9	at New Mexico 01/07/17
	8	3x
at Arkansas:	10	vs Texas Southern 11/19/19
	8	vs Central Arkansas 12/12/20
	8	vs Southern 12/09/20
	8	vs North Texas 11/28/20
	8	at Texas A&M 03/07/20
	8	vs Valparaiso 12/21/19
	7	vs Oral Roberts 12/20/20
	7	vs Lipscomb 12/05/20
	7	vs Vanderbilt 03/11/20
	7	vs Tulsa 12/14/19
MOST TURNOVERS:		
at Nevada:	21	at Texas Tech 12/05/17
	21	vs Morehead State 03/30/16
	20	vs Fresno Pacific 12/09/15
	20	at San Diego State 03/11/16
	17	3x
at Arkansas:	21	vs Rice 11/05/19
	20	at Tennessee 01/06/21
	20	vs Austin Peay 12/03/19
	19	vs Valparaiso 12/21/19
	18	at Alabama 01/16/21
	17	vs Mississippi State 02/02/21
	16	5x last vs Auburn 01/20/21
MOST FOULS:		
at Nevada:	38	at Wichita State 12/22/15
	30	at New Mexico 01/07/17
	30	at New Mexico 12/30/15
	28	at Utah State 03/02/19
at Arkansas:	32	at Missouri 02/08/20
	28	Missouri 01/02/21
	28	at Texas A&M 03/07/20
	26	at Tennessee 02/11/20
	23	vs South Carolina 01/29/20
	23	at Mississippi St. 01/22/20
	23	at Western Kentucky 12/07/19

## OPPONENT GAME HIGHS (at Ark):

POINTS	99	at Georgia 02/29/20
	<b>92</b>	<b>at LSU 01/13/21</b>
	<b>90</b>	<b>at Alabama 01/16/21</b>
	90	vs LSU 03/04/20
	86	at Western Kentucky 12/07/19
	<b>85</b>	<b>at Auburn 12/30/20</b>
FG MADE	38	at Georgia 02/29/20
	<b>34</b>	<b>at LSU 01/13/21</b>
	<b>31</b>	<b>at Oklahoma State 01/31/21</b>
	<b>31</b>	<b>at Alabama 01/16/21</b>
	31	vs LSU 03/04/20
	31	at Western Kentucky 12/07/19
FG ATTEMPTS	<b>72</b>	<b>vs Mississippi Valley 11/25/20</b>
	72	vs Valparaiso 12/21/19
	70	vs LSU 03/04/20
	<b>69</b>	<b>vs Georgia 01/09/21</b>
	67	at Georgia 02/29/20
	67	at Western Kentucky 12/07/19
FG PCT	.588 (30-51)	vs Mississippi State 02/15/20
	.567 (38-67)	at Georgia 02/29/20
	<b>.523 (34-65)</b>	<b>at LSU 01/13/21</b>
	<b>.519 (28-54)</b>	<b>at Auburn 12/30/20</b>
	.509 (28-55)	vs South Carolina 01/29/20
	<b>.508 (31-61)</b>	<b>at Oklahoma State 01/31/21</b>
	.500 (23-46)	at Florida 02/18/20
3 PT MADE	<b>15</b>	<b>at Alabama 01/16/21</b>
	<b>15</b>	<b>at Auburn 12/30/20</b>
	<b>14</b>	<b>at Kentucky 02/09/21</b>
	<b>13</b>	<b>at Missouri 02/13/21</b>
	<b>13</b>	<b>vs Mississippi Valley 11/25/20</b>
3 PT ATT	<b>39</b>	<b>vs Mississippi Valley 11/25/20</b>
	<b>32</b>	<b>at Missouri 02/13/21</b>
	31	vs Auburn 02/04/20
	31	at Alabama 02/01/20
	<b>29</b>	<b>at Auburn 12/30/20</b>
	<b>29</b>	<b>vs Oral Roberts 12/20/20</b>

## IN FIVE YEARS AS A COLLEGIATE HEAD COACH

- » Led the NCAA in 3-pt FG Pct Defense (2020)
- » Led the NCAA in Free Throws Made (2016)
- » Ranked 1st (3x) or 2nd (2x) five times in the league in FT Made
- » Ranked 1st (3x) or 2nd (2x) five time in the league in FT Attempts
- » 5x - Ranked among NCAA top 25 in FT Made AND FT Attempts
- » 4x - Led the league in Fewest Turnovers (2017, '18, '19, '20)
- » 3x - Led the league in Assist-To-TO Ratio (2017, '18, '19)
- » 3x - Led the league in Scoring Margin (2017, '18, '19)
- » 3x - Led the league in W-L Percentage (2017, '18, '19)
- » 3x - In NCAA top 20 in 3PTFG% Defense (2017, '18, '20)

### OTHER TEAM HIGHLIGHTS

- » 2nd in the NCAA in Assist-To-TO Ratio (2018)
- » 2nd in the NCAA in Total Rebounds (2016)
- » 3rd in the NCAA in Total Blocked Shots (2016)
- » 4th in the NCAA in Rebound Margin (2016)
- » 4th in the NCAA in Fewest TO Per Gm (2018)
- » 7th in the NCAA in Blocks Per Game (2016)
- » 9th in the NCAA in Scoring Margin (2019)
- » 9th in the NCAA in Turnover Margin (2020)
- » 10th in the NCAA in Total Assists (2018)

### PLAYER HIGHLIGHTS

- » 5 Players in the NBA over past two years
- » 4x - Player led his league in 3-PT FG Made AND 3-PT FG Attempts
- » 3x - Player led his league in points scored
- » 3 All-American Honors (Caleb Martin 2x, Mason Jones)
- » 2 Conference Players of the Year
- » 14 All-Conference Honors
- » 2 Conference Newcomers of the Year
- » 5 All-Defensive Team Honors
- » 1 Conference 6th Man Award
- » 1 Conference Defensive Player of the Year

3 PT PCT	.538 (14-26)	at Kentucky 02/09/21
	<b>.517 (15-29)</b>	<b>at Auburn 12/30/20</b>
	.435 (10-23)	at Georgia 02/29/20
	<b>.417 (15-36)</b>	<b>at Alabama 01/16/21</b>
	.407 (11-27)	vs LSU 03/04/20
	<b>.406 (13-32)</b>	<b>at Missouri 02/13/21</b>
	.400 (8-20)	at Texas A&M 03/07/20
FT MADE	34	at Missouri 02/08/20
	<b>28</b>	<b>vs Missouri 01/02/21</b>
	27	at Mississippi State 01/22/20
	25	at Ole Miss 01/11/20
FT ATTEMPTS	44	at Missouri 02/08/20
	<b>39</b>	<b>vs Missouri 01/02/21</b>
	33	vs South Carolina 01/29/20
	31	at Texas A&M 03/07/20
	31	at Mississippi State 01/22/20
FT PCT	.962 (25-26)	at Ole Miss 01/11/20
	.871 (27-31)	at Mississippi State 01/22/20
	.846 (11-13)	vs Austin Peay 12/03/19
	.840 (21-25)	at Florida 02/18/20
REBOUNDS	53	at LSU 01/08/20
	52	at Missouri 02/08/20
	<b>51</b>	<b>vs Missouri 01/02/21</b>
	<b>48</b>	<b>at LSU 01/13/21</b>
	47	vs Kentucky 01/18/20
	47	at Georgia Tech 11/25/19
OFF REB	23	at LSU 01/08/20
	16	at Missouri 02/08/20
	15	4x
DEF REB	<b>41</b>	<b>vs Missouri 01/02/21</b>
	37	at Georgia Tech 11/25/19
	35	vs Kentucky 01/18/20
	<b>34</b>	<b>at Alabama 01/16/21</b>
	<b>34</b>	<b>at LSU 01/13/21</b>
	34	vs Valparaiso 12/21/19
ASSISTS	<b>18</b>	<b>at Kentucky 02/09/21</b>
	<b>18</b>	<b>at Alabama 01/16/21</b>
	17	at Tennessee 02/11/20
	<b>15</b>	<b>at Missouri 02/13/21</b>
	15	at Texas A&M 03/07/20
	<b>14</b>	<b>vs Missouri 01/02/21</b>
	14	vs South Carolina 01/29/20
STEALS	<b>12</b>	<b>at Alabama 01/16/21</b>
	<b>10</b>	<b>at Oklahoma State 01/30/21</b>
	<b>10</b>	<b>at Tennessee 01/06/21</b>
	10	vs Northern Kentucky 11/30/19
	9	vs Valparaiso 12/21/19
	9	vs Rice 11/05/19
BLOCKS	<b>9</b>	<b>vs Auburn 01/20/21</b>
	<b>9</b>	<b>at Tennessee 01/06/21</b>
	<b>7</b>	<b>at Oklahoma State 01/30/21</b>
	<b>7</b>	<b>vs Oral Roberts 12/20/20</b>
	<b>6</b>	<b>vs Ole Miss 01/27/21</b>
	<b>6</b>	<b>vs Mississippi Valley 11/25/20</b>
	6	vs Mississippi State 02/15/20
	6	at Tennessee 02/11/20
	6	at Alabama 02/01/20
	6	vs Texas Southern 11/19/19
TURNOVERS	27	vs Rice 11/05/19
	<b>26</b>	<b>vs Mississippi State 02/02/21</b>
	24	at Georgia Tech 11/25/19
	24	vs Texas Southern 11/19/19
	23	vs Montana 11/16/19
	<b>21</b>	<b>vs Georgia 01/09/21</b>
	<b>21</b>	<b>vs Missouri 01/02/21</b>
	21	vs Austin Peay 12/03/19
FOULS	35	vs LSU 03/04/20
	33	vs South Carolina 01/29/20
	<b>29</b>	<b>vs Missouri 01/02/21</b>
	27	at Missouri 02/08/20
	27	vs Valparaiso 12/21/19

## ARKANSAS TEAM GAME LOWS:

FEWEST PTS	<b>59</b>	<b>at Alabama 01/16/21</b>
	59	at Florida 02/18/20
	<b>61</b>	<b>vs Mississippi State 02/02/21</b>
	61	at Tennessee 02/11/20
	62	at Georgia Tech 11/25/19
FEWEST FG	15	at Tennessee 02/11/20
	<b>19</b>	<b>vs Missouri 01/02/21</b>
	19	vs Kentucky 01/18/20
	20	vs North Texas 11/12/19
	20	vs Montana 11/16/19
FEWEST FGA	45	vs North Texas 11/12/19
	46	vs Austin Peay 12/03/19
	49	at Tennessee 02/11/20
LOWEST FG%	<b>.268 (19-71)</b>	<b>vs Missouri 01/02/21</b>
	.306 (15-49)	at Tennessee 02/11/20
	<b>.333 (21-63)</b>	<b>at Alabama 01/16/21</b>
	.333 (19-57)	vs Kentucky 01/18/20
	<b>.342 (26-79)</b>	<b>at LSU 01/13/21</b>
	<b>.359 (23-64)</b>	<b>vs Mississippi State 02/02/21</b>
FEWEST 3PT FG	<b>2</b>	<b>vs Mississippi State 02/02/21</b>
	3	vs Northern Kentucky 11/30/19

## Effort. Energy. Enthusiasm.

	3	at Missouri 02/08/20
	3	at Florida 02/18/20
	4	vs Auburn 01/20/21
	4	at Alabama 01/16/21
	4	vs Oral Roberts 12/20/20
	4	vs Montana 11/16/19
	4	vs South Dakota 11/22/19
	4	at Mississippi State 01/22/20
FEWEST 3 FGA	9	vs TCU 01/25/20
	14	at Missouri 02/08/20
	15	at Oklahoma State 01/31/21
	16	4x
LOWEST 3 PT%	.118 (2-17)	vs Mississippi State 02/02/21
	.167 (4-24)	vs Oral Roberts 12/20/20
	.167 (3-18)	vs Northern Kentucky 11/30/19
	.188 (3-16)	at Florida 02/18/20
	.200 (4-20)	vs Montana 11/16/19
	.200 (4-20)	vs South Dakota 11/22/19
	.200 (4-20)	at Mississippi State 01/22/20
FEWEST FT	4	at Oklahoma State 01/30/21
	6	at Mississippi State 01/22/20
	7	vs Rice 11/05/19
	8	at Tennessee 01/06/21
	8	vs Central Arkansas 12/12/20
	8	vs Southern 12/09/20
	8	vs Vanderbilt 01/15/20
FEWEST FTA	7	at Oklahoma State 01/30/21
	8	vs Central Arkansas 12/12/20
	10	at Tennessee 01/06/21
	11	vs Rice 11/05/19
	11	at Mississippi State 01/22/20
	12	vs Lipscomb 12/05/20
	12	vs South Dakota 11/22/19
	12	at Indiana 12/29/19
LOWEST FT%	.471 (8-17)	vs Southern 12/09/20
	.533 (8-15)	vs Vanderbilt 01/15/20
	.545 (6-11)	at Mississippi State 01/22/20
	.615 (16-26)	vs Auburn 02/04/20
FEWEST REBS	23	vs Missouri 02/22/20
	24	vs North Texas 11/12/19
	24	at LSU 01/08/20
	25	at Texas A&M 03/07/20
FEWEST OFF REB	2	vs Missouri 02/22/20
	3	at LSU 01/08/20
	3	at Georgia Tech 11/25/19
	4	vs North Texas 11/12/19
	5	at Kentucky 02/09/21
FEWEST DEF REB	15	at Florida 02/18/20
	18	at Tennessee 02/11/20
	18	vs TCU 01/25/20
	19	vs Mississippi State 02/15/20
FEWEST ASSISTS	6	at Tennessee 02/11/20
	7	vs Missouri 01/02/21
	7	at Alabama 02/01/20
	8	6x - last at Alabama 01/16/21
FEWEST STEALS	2	at Tennessee 01/06/21
	4	at Western Kentucky 12/07/19
	4	vs Mississippi State 02/15/20
	4	vs LSU 03/04/20
FEWEST BLOCKS	1	vs Georgia 01/09/21
	1	vs Northern Kentucky 11/30/19
	1	vs South Carolina 01/29/20
	1	vs Mississippi State 02/15/20
	1	at Florida 02/18/20
	2	8x last at Tennessee 01/06/21
FEWEST TO	5	vs LSU 03/04/20
	6	at Kentucky 02/09/21
	6	at Georgia 02/29/20
	7	5x
FOULS	10	vs Southern 12/09/20
	12	vs Mississippi Valley 11/25/20
	14	vs North Texas 11/28/20
	14	vs Texas Southern 11/19/19
	14	vs Northern Kentucky 11/30/19
	14	vs Valparaiso 12/21/19

## OPPONENT GAME LOWS (at Ark):

FEWEST PTS	43	vs Rice 11/05/19
	43	vs North Texas 11/12/19
	<b>44</b>	<b>vs Southern 12/09/20</b>
	<b>45</b>	<b>vs Mississippi State 02/02/21</b>
	46	vs Montana 11/16/19
FEWEST FG	<b>15</b>	<b>vs Mississippi State 02/02/21</b>
	<b>15</b>	<b>vs Lipscomb 12/05/20</b>
	16	vs Rice 11/05/19
	17	vs North Texas 11/12/19
	<b>18</b>	<b>vs Southern 12/09/20</b>
	18	vs Montana 11/16/19
FEWEST FGA	45	vs Texas A&M 01/04/20
	46	at Florida 02/18/20
	48	vs Vanderbilt 01/15/20
	<b>49</b>	<b>vs Mississippi State 02/02/21</b>
LOWEST FG%	<b>.254 (15-59)</b>	<b>vs Lipscomb 12/05/20</b>
	<b>.286 (18-63)</b>	<b>vs Southern 12/09/20</b>



	286 (16-56)	vs Rice 11/05/19
	<b>306</b> (15-49)	<b>vs Mississippi State 02/20/21</b>
	321 (18-56)	vs Montana 11/16/19
FEWEST 3PT FG	1	<b>vs Ole Miss 01/27/21</b>
	1	<b>vs Southern 12/09/20</b>
	2	<b>vs North Texas 11/28/20</b>
	2	vs Rice 11/05/19
	2	vs North Texas 11/12/19
	2	vs Montana 11/16/19
	2	vs Texas Southern 11/19/19
	2	at Georgia Tech 11/25/19
FEWEST 3 FGA	7	vs Mississippi State 02/15/20
	11	vs Texas Southern 11/19/19
	12	vs South Dakota 11/22/19
	12	at Georgia Tech 11/25/19
LOWEST 3 PT%	.063 (1-116)	<b>vs Ole Miss 01/27/21</b>
	.077 (1-13)	<b>vs Southern 12/09/20</b>
	.080 (2-25)	vs Rice 11/05/19
	.118 (2-17)	vs North Texas 11/12/19
	.125 (2-16)	vs Montana 11/16/19
	<b>.154</b> (2-13)	<b>vs North Texas 11/28/20</b>
	.167 (2-12)	at Georgia Tech 11/25/19
FEWEST FT	3	<b>vs Mississippi Valley 11/25/20</b>
	7	<b>vs Southern 12/09/20</b>
	7	vs North Texas 11/12/19
	7	vs Valparaiso 12/21/19
	8	<b>vs Ole Miss 01/27/21</b>
	8	vs Montana 11/16/19
FEWEST FTA	6	<b>vs Mississippi Valley 11/25/20</b>
	10	<b>vs Southern 12/09/20</b>
	11	vs Valparaiso 12/21/19
	13	<b>vs Georgia 01/09/21</b>
	12	<b>vs Ole Miss 01/27/21</b>
	12	<b>vs Central Arkansas 12/12/20</b>
	12	vs North Texas 11/12/19
LOWEST FT%	.500 (9-18)	at Indiana 12/29/19
	.515 (17-33)	vs South Carolina 01/29/20
	.545 (12-22)	vs Vanderbilt 01/15/20
	<b>.556</b> (10-18)	<b>vs Mississippi State 02/02/21</b>
	.571 (8-14)	vs Montana 11/16/19
	.579 (11-19)	vs Texas Southern 11/19/19
FEWEST REBS	27	vs Rice 11/05/19
	28	<b>at Tennessee 01/06/21</b>
	28	<b>vs Abilene Christian 12/20/20</b>
	28	vs Mississippi State 02/15/20
	29	<b>vs Ole Miss 01/27/21</b>
	29	<b>at Vanderbilt 01/23/21</b>
	30	<b>vs Georgia 01/09/21</b>
	30	<b>vs UT Arlington 12/02/20</b>
	30	vs South Dakota 11/22/19
	30	vs Austin Peay 12/03/19
	30	vs Vanderbilt 01/15/20
FEWEST OFF REBS	4	vs Mississippi State 02/15/20
	4	vs Vanderbilt 01/15/20
	5	vs South Carolina 01/29/20
	5	vs Northern Kentucky 11/30/19
FEWEST DEF REBS	20	<b>vs Abilene Christian 12/20/20</b>
	20	<b>vs UT Arlington 12/02/20</b>
	20	vs Tennessee 02/26/20
	20	vs Austin Peay 12/03/19
	21	<b>vs Ole Miss 01/27/21</b>
	21	<b>at Vanderbilt 01/23/21</b>
	21	vs TCU 01/25/20
	21	vs Rice 11/05/19
FEWEST ASSISTS	5	<b>Southern 12/09/20</b>
	6	at Ole Miss 01/11/20
	6	at Missouri 02/08/20
	7	vs Rice 11/05/19
	7	at Georgia Tech 11/25/19
	7	at Florida 02/18/20
FEWEST STEALS	0	vs Vanderbilt 01/15/20
	1	<b>at Kentucky 02/09/21</b>
	1	at LSU 01/08/20
	2	at Georgia 02/29/20
	3	<b>8x last Missouri 01/02/21</b>
FEWEST BLOCKS	0	<b>vs Georgia 01/09/21</b>
	0	Southern 12/09/20
	0	vs North Texas 11/12/19
	0	vs Austin Peay 12/03/19
	1	<b>9x last vs Missouri 01/02/21</b>
FEWEST TO	5	<b>at Tennessee 01/06/21</b>
	7	<b>vs Lipscomb 12/05/20</b>
	9	<b>vs Ole Miss 01/27/21</b>
	9	at Mississippi State 01/22/20
	10	at Georgia 02/29/20
	10	vs LSU 03/04/20
FEWEST FOULS	12	<b>at Tennessee 01/06/21</b>
	12	<b>vs Central Arkansas 12/12/20</b>
	14	<b>at Oklahoma State 01/30/21</b>
	15	vs South Dakota 11/22/19
	15	vs Texas A&M 01/04/20
	15	at Mississippi State 01/22/20
	15	at Texas A&M 03/07/20

## MUSS TEAMS IN THE NCAA/CONFERENCE STATS

	2015-16	2016-17	2017-18	2018-19	2019-20
3-pt FG Att	176 / 8	<b>37 / 2</b>	<b>29 / 2</b>	<b>51 / 2</b>	115 / 5
A-Turnover Ratio	232 / 9	<b>13 / 1</b>	<b>2 / 1</b>	<b>15 / 1</b>	140 / 4
Assists/Gm	220 / 9	<b>32 / 1</b>	<b>27 / 2</b>	75 / 3	226 / 10
Blocks/Gm	<b>7 / 1</b>	64 / 3	74 / 2	100 / 2	84 / 9
Def Reb/Gm	<b>19 / 1</b>	<b>31 / 2</b>	92 / 6	<b>31 / 2</b>	287 / 12
Fewest Fouls	342 / 11	105 / 3	253 / 9	184 / 6	322 / 12
Fewest TO	335 / 11	<b>59 / 1</b>	<b>24 / 1</b>	<b>21 / 1</b>	<b>59 / 1</b>
FG Pct	251 / 9	146 / 5	60 / 3	68 / 4	147 / 6
FG Pct Defense	<b>28 / 2</b>	120 / 7	140 / 4	42 / 3	169 / 12
FT Attempts	<b>2 / 1</b>	<b>13 / 1</b>	<b>16 / 2</b>	<b>16 / 1</b>	<b>8 / 2</b>
FT Made	<b>1 / 1</b>	<b>24 / 2</b>	<b>9 / 2</b>	<b>17 / 1</b>	<b>3 / 1</b>
FT Pct	43 / 2	159 / 6	66 / 2	167 / 6	102 / 6
Off Reb/Gm	76 / 2	132 / 3	255 / 7	205 / 6	325 / 14
Fouls/Gm	275 / 8	<b>35 / 1</b>	<b>95 / 1</b>	126 / 3	311 / 11
Reb Margin	<b>4 / 2</b>	<b>72 / 1</b>	232 / 81	97 / 3	342 / 14
Scoring Defense	177 / 5	151 / 6	191 / 6	<b>55 / 1</b>	185 / 9
Scoring Margin	117 / 5	<b>39 / 1</b>	<b>27 / 1</b>	<b>9 / 1</b>	70 / 4
Scoring Offense	113 / 5	<b>37 / 1</b>	<b>18 / 2</b>	<b>28 / 1</b>	56 / 5
Steals/Gm	98 / 3	262 / 8	174 / 6	172 / 4	<b>41 / 1</b>
3 Pt FG Defense	59 / 2	<b>18 / 2</b>	<b>20 / 1</b>	113 / 3	<b>1 / 1</b>
3 PT FG/Game	323 / 11	<b>33 / 2</b>	<b>31 / 3</b>	74 / 3	143 / 4
3 PT FG Pct	314 / 11	<b>42 / 1</b>	<b>26 / 2</b>	155 / 6	175 / 5
3 PT FGM	251 / 9	<b>22 / 2</b>	<b>15 / 2</b>	<b>59 / 2</b>	129 / 4
Total Assists	112 / 2	<b>30 / 2</b>	<b>10 / 1</b>	69 / 2	251 / 10
Total Blocks	<b>3 / 1</b>	50 / 3	<b>44 / 1</b>	88 / 2	81 / 7
Total Rebounds	<b>2 / 1</b>	<b>25 / 3</b>	44 / 2	63 / 2	306 / 14
Total Rebs/Gm	<b>18 / 1</b>	<b>41 / 1</b>	171 / 6	72 / 4	322 / 14
Total Steals	40 / 3	208 / 9	85 / 2	157 / 4	<b>34 / 1</b>
Turnover Margin	184 / 5	169 / 7	<b>22 / 2</b>	<b>22 / 1</b>	<b>9 / 1</b>
Turnovers Forced	154 / 5	306 / 10	191 / 6	127 / 3	<b>29 / 1</b>
Fewest TO/Gm	208 / 7	<b>26 / 2</b>	<b>4 / 1</b>	<b>13 / 1</b>	<b>47 / 1</b>
W-L Pct	93 / 3	<b>17 / 1</b>	<b>17 / 1</b>	<b>7 / 1</b>	89 / 5



# JUSTIN SMITH

Gr.Sr. / F / 6-7 / 230

Buffalo Grove, Ill. / Indiana Univ.



@justinsmith3\_

@justinsmith3\_

## MADE THE AD'S HONOR ROLL (GPA BETWEEN 3.5-3.99) FOR FALL 2020

• Rated the 11th-best Graduate Transfer in the Nation by TheStadium.com.

• Played in all of Indiana's 98 games (with 73 starts) over the previous three years ... Led the team in minutes and steals in 2019-20 ... Earned 2019 Academic All-Big Ten.

• Injured his right ankle in the first half at Auburn (Dec. 30) ... While he returned in the first half, he did not play the second half ... Had surgery Jan. 1 ... Missed the Mizzou, Tennessee, Georgia and LSU games ... **Returned to the lineup 15 days later to start at Alabama but was still limited.**

• **Arkansas is 15-2 with Smith in the starting lineup (one of those losses was his return at Alabama) and 1-3 with him out of the lineup**

### LAST SEVEN GMS (ARK IS 6-1):

AUBURN	10 pts	5 reb	2 assists	1 TO
@ VANDERBILT	12 pts	7 reb	2 assists	1 TO
OLE MISS	10 pts	6 reb	2 assists	1 TO
@ OK STATE	18 pts	7 reb	4 assists	4 TO
MISS STATE	10 pts	10 reb	1 assists	1 TO
@ KENTUCKY	9 pts	4 reb	3 assists	0 TO
@ MISSOURI	19 pts	6 reb	3 assists	0 TO
<b>AVERAGES</b>	<b>12.6 ppg</b>	<b>6.4 rpg</b>	<b>2.4 apg</b>	<b>1.1 tpg</b>

His athleticism allows Arkansas to be very multiple and aggressive on defense

- Leads the team and 10th in the SEC in rebounding (6.5 avg.) — **38th in the NCAA / 2nd in the SEC in offensive rebounds (3.0)**
- **Pulled down a career-high 17 rebounds vs Oral Roberts, which ties for the most by an SEC player this year ...** Had 10 off rebs vs ORU
- **Second on the team with Plus-Minus of +209.**

### 2020-21 HIGHLIGHTS:

- Scored Arkansas' first points of the 2020-21 season ... Finished with 13 — with 3 dunks — versus Mississippi Valley and tied career high with three steals.
- Led the Razorbacks with 18 points versus North Texas, making 2-of-3 from 3-point range, while adding six rebounds and three steals.
- Tied for the team lead with nine rebounds, including six offensive boards.
- Had two dunk versus Southern — Both making ESPN's Top 10 Plays.
- Posted **Double-Double versus Oral Roberts** ... Led all players with 22 points and a **career-high 17 rebounds**, including 10 offensive boards ... first Razorback with at least 22 points and 17 rebounds since Nick Davis had 22 points and 23 boards on Nov. 21, 1997 versus Jackson State.... Most rebounds by a Razorback since Mike Washington had 18 versus Florida in the 2009 SEC Tournament.
- Followed that with a 10-rebound performance versus Abilene Christian.
- Only played 11:47 in the first half at Auburn due to injury but had four points, four rebounds and an assist before exiting.
- In his first fully-healthy game since the surgery; had 12 points and seven rebounds at Vanderbilt .. Had five offensive boards (team had 11).
- Drained his third 3-pointer of the year vs Ole Miss (his first since making two in game two vs North Texas).
- Led Arkansas in points (18), rebounds (7) and assists (4) at Oklahoma ... **tied career-high with four assists.**
- Tallied his second double-double of the year with 10 points and 10 rebounds versus Mississippi State ... Scored all 10 points in the second half ... Tied a season high with seven defensive boards.
- At Missouri, he led the team in both scoring (19) and rebounds (6) ... Struggled early with his only points being two free throws in the first half — **which put him over 1,000 for his career** ... He scored 11 second-half points and six of the team's 13 points in overtime .. He made both field goals in OT and made two free throws with three seconds left to seal the win ... Made a career-high six free throws.

## JUSTIN SMITH 2020-21 GAME STATS

Opponent	Date	GS	Min	FG	FGA	Pct	3FG	3A	Pct	FT	FTA	Pct	O	D	Tot	Avg	PF	FO	A	TO	Blk	Stl	Pts	Avg	
MISSISSIPPI VALLEY	11/25/20	*	20	6	9	.667	0	0	.000	1	3	.333	3	1	4	4.0	0	0	2	0	0	3	13	13.0	
NORTH TEXAS	11/28/20	*	36	7	13	.538	2	3	.667	2	6	.333	3	3	6	5.0	2	0	1	2	1	3	18	15.5	
UT ARLINGTON	12/02/20	*	35	4	15	.267	0	2	.000	3	4	.750	6	3	9	6.3	3	0	2	2	0	1	11	14.0	
LIPSCOMB	12/05/20	*	18	3	5	.600	0	1	.000	3	4	.750	1	5	6	6.3	1	0	0	2	1	0	9	12.8	
SOUTHERN U.	12/09/20	*	27	4	9	.444	0	1	.000	3	6	.500	3	1	4	5.8	1	0	2	2	1	0	11	12.4	
CENTRAL ARKANSAS	12/12/20	*	27	6	14	.429	0	3	.000	0	0	.000	1	3	4	5.5	4	0	1	2	2	0	12	12.3	
ORAL ROBERTS	12/20/20	*	39	9	20	.450	0	3	.000	4	5	.800	10	7	17	7.1	2	0	0	3	1	2	22	13.7	
ABILENE CHRISTIAN	12/22/20	*	25	1	6	.167	0	0	.000	2	2	1.000	3	7	10	7.5	3	0	0	1	0	1	4	12.5	
at Auburn	12/30/20	*	12	2	3	.667	0	0	.000	0	2	.000	1	3	4	7.1	1	0	1	1	0	0	4	11.6	
MISSOURI	01/02/21	DNP-Inj																							
at Tennessee	01/06/21	DNP-Inj																							
GEORGIA	01/09/21	DNP-Inj																							
at LSU	01/13/21	DNO-Inj																							
at Alabama	01/16/21	*	18	2	4	.500	0	0	.000	1	2	.500	1	0	1	6.5	2	0	1	3	0	1	5	10.9	
AUBURN	01/20/21	*	27	5	11	.455	0	0	.000	0	0	.000	4	1	5	6.4	2	0	2	1	0	0	10	10.8	
at Vanderbilt	01/23/21	*	26	5	8	.625	0	0	.000	2	3	.667	5	2	7	6.4	2	0	2	1	1	1	12	10.9	
OLE MISS	01/27/21	*	30	4	8	.500	1	1	1.000	1	1	1.000	1	5	6	6.4	1	0	2	1	0	0	10	10.8	
at Oklahoma State	01/30/21	*	37	9	14	.643	0	0	.000	0	0	.000	4	3	7	6.4	3	0	4	4	0	0	18	11.4	
MISSISSIPPI STATE	02/02/21	*	36	5	8	.625	0	1	.000	0	0	.000	3	7	10	6.7	1	0	1	1	0	0	10	11.3	
at Kentucky	02/09/21	*	33	4	10	.400	0	1	.000	1	2	.500	1	3	4	6.5	4	0	3	0	0	2	9	11.1	
at Missouri	02/13/21	*	38	6	10	.600	1	3	.333	6	7	.857	1	5	6	6.5	2	0	3	0	0	2	19	11.6	
Totals			17	484	82	167	.491	4	19	.211	29	47	.617	51	59	110	6.5	34	0	27	26	7	16	197	11.6

## JUSTIN SMITH CAREER STATISTICS

Year	GP	GS	Min	Avg	FG	FGA	Pct	3FG	3FGA	Pct	FT	FTA	Pct	Off	Def	Tot	Avg	PF	FO	Ass	TO	Blk	Stl	Pts	Avg
2017-18 (IND)	31	9	463	14.9	82	149	.550	3	10	.300	33	49	.673	43	55	98	3.2	58	1	7	34	10	7	200	6.5
2018-19 (IND)	35	32	866	24.7	122	246	.496	7	32	.219	36	70	.514	61	95	156	4.5	84	1	28	65	15	22	287	8.2
2019-20 (IND)	32	32	971	30.3	127	258	.492	10	38	.263	70	104	.673	62	103	165	5.2	66	0	29	50	10	31	334	10.4
2020-21 (ARK)	17	17	484	28.5	82	167	.491	4	19	.211	29	47	.617	51	59	110	6.5	34	0	27	26	7	16	197	11.6
<b>TOTAL</b>	<b>115</b>	<b>90</b>	<b>2784</b>	<b>24.2</b>	<b>413</b>	<b>820</b>	<b>.504</b>	<b>24</b>	<b>99</b>	<b>.242</b>	<b>168</b>	<b>270</b>	<b>.622</b>	<b>217</b>	<b>312</b>	<b>529</b>	<b>4.6</b>	<b>242</b>	<b>2</b>	<b>91</b>	<b>175</b>	<b>42</b>	<b>76</b>	<b>1018</b>	<b>8.9</b>

## Effort. Energy. Enthusiasm.

- Born: Mar. 1, 1999 in Highland Park, Ill.
- Parents: Edward and Lucy Smith
- Graduated in just 3 years from Indiana's Kelley School of Business (B.S.B.) - Spring of 2020
- Pursuing his master's in operations management at the University of Arkansas.
- Favorite TV show is The Office and he binge-watched Ozark during the pandemic

## DOUBLE-DOUBLES (6)

**FRESHMAN** (1)  
11/12/17 • HOWARD 16 pts 12 reb

**SOPHOMORE** (2)  
01/22/19 • at Northwestern 10 pts 12 reb  
02/02/19 • at Michigan St 13 pts 10 reb

**JUNIOR** (1)  
12/13/19 • NEBRASKA 16 pts 10 reb

**SENIOR** (2)  
12/20/20 • ORAL ROBERTS 22 pts 17 reb  
02/02/21 • MISSISSIPPI STATE 10 pts 10 reb

• Scored 1,000th Point at MIZ (02/13/21)  
• Grabbed 500th career rebound vs OM (1/27)  
• Led his team in Pts: .....8  
• Led his team in Rebs: .....15  
• CAREER: Double-figure Pts: .....45  
20-pt gms: .....5  
Double-figure Rebs: .....8

## PERSONAL BESTS

**POINTS**  
Season: 22 vs Oral Roberts (12/20/20)  
Career: 24 (2x) last vs Western Illinois (11/05/19)  
SEC: 19 at Missouri (02/13/21)

**FG MADE**  
Season: 9 vs Oral Roberts (12/20/20)  
Career: 11 vs Western Illinois (11/05/19)  
SEC: 5 (3x) last vs Mississippi State (02/02/21)

**FG ATTEMPTED**  
Season: 20 vs Oral Roberts (12/20/20)  
Career: 20 vs Oral Roberts (12/20/20)  
SEC: 11 vs Auburn (01/20/21)

**3-POINT FG MADE**  
Season: 2 vs North Texas (11/28/20)  
Career: 3 vs Michigan State (03/02/19)  
SEC: 1 (2x) last at Missouri (02/13/21)

**3-PT FG ATTEMPTS**  
Season: 3 (3x) last vs Oral Roberts (12/20/20)  
Career: 9 vs Michigan State (03/02/19)  
SEC: 3 at Missouri (02/13/21)

**FT MADE**  
Season: 6 at Missouri (02/13/21)  
Career: 6 (2x) last at Missouri (02/13/21)  
SEC: 6 at Missouri (02/13/21)

**FT ATTEMPTED**  
SEC: 7 at Missouri (02/13/21)  
Career: 10 vs Nebraska (12/13/19)  
SEC: 7 at Missouri (02/13/21)

**REBOUNDS**  
Season: 17 vs Oral Roberts (12/20/20)  
Career: 17 vs Oral Roberts (12/20/20)  
SEC: 10 vs Mississippi State (02/02/21)

**ASSISTS**  
Season: 4 at Oklahoma State (01/30/21)  
Career: 4 (2x) last at Oklahoma State (01/30/21)  
SEC: 3 (2x) last at Missouri (02/13/21)

**STEALS**  
Season: 3 (2x) last vs North Texas (11/28/20)  
Career: 3 (8x) last vs North Texas (11/28/20)  
SEC: 2 at Kentucky (02/09/21)

**BLOCKED SHOTS**  
Season: 2 vs Central Arkansas (12/20/20)  
Career: 3 at Michigan State (02/02/19)  
SEC: 1 at Vanderbilt (01/23/21)

**MINUTES**  
Season: 38:40 vs North Texas (11/28/20)  
Career: 40:17 vs Nebraska (12/13/19)  
SEC: 38:02 at Missouri (02/13/21)





# JD NOTAE

R-Jr. | 6 | 6-1 | 195

Covington, Ga. | Jacksonville Univ. @jdnotae @dimebagnotae

1

- Born: Oct. 27, 1998 in Covington, Ga.
- Mother: Stacy Notae
- Scored 929 points in two seasons at Jacksonville
- 1st to contact Notae when entered transfer portal was Coach Muss at Nevada ... When Muss came Arkansas, Notae came on official visit, "I like what they had, a lot of togetherness."

## Rated the 29th-best "Sit-Out" Transfer in the Nation by ESPN.com for the 2020-21 season.

- Sat out the 2019-20 season at Arkansas due to NCAA transfer regulations.
- Played in 60 games in two seasons at Jacksonville, totaling 929 points ... Was **second team All-ASUN** as a sophomore and **ASUN Freshman of the Year**.

- Scored in double figures in 15 of 21 games
- Lone start for the season came at home vs Auburn (1/20).

## 2020-21 HIGHLIGHTS:

- Had a game-high seven assists with five rebounds in the season opener,
- Had 16 points and six rebounds versus North Texas, hitting a 3-pointer from the Razorback snout near mid-court.
- Scored his 1,000th career point (5:09 of 2nd half) versus Central Arkansas ... Had a game-high 22 points, including 17 in the second half, adding three steals and six assists with just one turnover.
- Did not make a 3-pointer versus Oral Roberts but finished with 15 pts, 5 rebs, three assists and tied career-high with three blocked shots ... Made a career-high seven free throws (7-of-8) ... Started the second half and had a Plus-Minus of +16 for the game (was -7 in the first half).
- Scored 19 in the win over Abilene Christian, including 17 in the second half ... Made two key 3-pointers—one to put Arkansas up 12 with 3:05 left another to seal the win 1:23 left.
- Scored 21 in the win at Auburn, including 19 in the second half ... Made a **career-high seven free throws** and had a season-high four assists.
- Led the team with 19 points at Tennessee (season-best 63.6% shooting 7-of-11 FG) ... Added four rebounds and three assists.
- Led Arkansas and tied a season-high with 22 points at LSU, including 14 in the first half ... Scored nine points during a 12-0 run for the Hogs.
- Broke out of a three-game slump by leading the team with 19 points vs Ole Miss - 14 in the second half ... Only made four shots from the field but three were 3's ... **Had career-highs for free throws made (8)** and free throws attempted - tied (9) ... Added five rebounds for the second straight game.
- Scored 11 points at Kentucky, including eight in the first half and making 2-of-3 from deep in the period.

## TRIPLE-DOUBLES (1)

01/09/19 • at Kennesaw State **Pts-Reb-Assst** 15-10-10

## DOUBLE-DOUBLES (5)

SOPHOMORE (3)

01/05/19 • Lipscomb <sup>^</sup> 12 pts 13 reb

01/09/19 • at Kennesaw State <sup>^\*</sup> 15 pts 10 reb

01/30/19 • Stetson 16 pts 14 reb

<sup>^</sup> = back-to-back games <sup>\*</sup> = part of a triple double

FRESHMAN (2)

11/26/17 • Gardner-Webb 17 pts 10 reb

12/09/17 • Florida National 14 pts 10 reb

## Scored 1,000th Point vs UCA (12/20/20)

• Led his team in Pts: ..... 36

• Led his team in Rebs: ..... 16

• CAREER: Double-figure Pts: ..... 62

20-pt gms: ..... 18

Gms with a 3PT FG: ..... 65

Gms with 3+ 3PT FG: ..... 23

## PERSONAL BESTS

### POINTS

Season: 22 (2x) last at LSU (01/12/21)

Career: 40 vs Florida Memorial (11/21/18)

SEC: 21 at LSU (01/12/21)

### FG MADE

Season: 8 (2x) last at LSU (01/12/21)

Career: 16 vs Florida Memorial (11/21/18)

SEC: 8 at LSU (01/12/21)

### FG ATTEMPTED

Season: 20 last at LSU (01/12/21)

Career: 23 at NC State (12/22/17)

SEC: 20 at LSU (01/12/21)

### 3-POINT FG MADE

Season: 4 vs Central Arkansas (12/12/20)

Career: 5 (6x) last vs FGCU (03/01/19)

SEC: 3 (3x) last vs Ole Miss (01/27/21)

### 3-PT FG ATTEMPTS

Season: 10 (2x) last at LSU (01/12/21)

Career: 14 vs FGCU (03/01/19)

SEC: 10 at LSU (01/12/21)

### FT MADE

Season: 8 vs Ole Miss (01/27/21)

Career: 8 vs Ole Miss (01/27/21)

SEC: 8 vs Ole Miss (01/27/21)

### FT ATTEMPTED

Season: 9 (2x) last vs Ole Miss (01/27/21)

Career: 9 (3x) last vs Ole Miss (01/27/21)

SEC: 9 (2x) last vs Ole Miss (01/27/21)

### REBOUNDS

Season: 6 vs North Texas (11/28/20)

Career: 14 vs Stetson (01/30/19)

SEC: 5 (2x) last vs Ole Miss (01/27/21)

### ASSISTS

Season: 7 vs Mississippi Valley State (11/25/20)

Career: 10 at Kennesaw State (01/09/19)

SEC: 3 vs Missouri (01/02/21)

### STEALS

Season: 4 at Auburn (12/30/20)

Career: 5 (2x) at FGCU (02/02/19)

SEC: 4 at Auburn (12/30/20)

### BLOCKED SHOTS

Season: 3 vs Oral Roberts (12/20/20)

Career: 3 (4x) last vs Oral Roberts (12/20/20)

SEC: 2 at Auburn (12/30/20)

### MINUTES

Season: 31:23 vs Missouri (01/02/21)

Career: 46 vs Gardner-Webb (11/26/17)

SEC: 31:23 vs Missouri (01/02/21)

## JD NOTAE 2020-21 GAME STATS

Opponent	Date	GS	Min	FG	FGA	Pct	3FG	3A	Pct	FT	FTA	Pct	O	D	Tot	Avg	PF	FO	A	TO	Blk	Stl	Pts	Avg	
MISSISSIPPI VALLEY	11/25/20		24	3	7	.429	2	5	.400	5	8	.625	2	3	5	5.0	4	0	7	1	0	0	13	13.0	
NORTH TEXAS	11/28/20		24	6	14	.429	2	8	.250	2	4	.500	2	4	6	5.5	2	0	3	3	0	1	16	14.5	
UT ARLINGTON	12/02/20		12	1	5	.200	1	3	.333	2	2	1.000	0	2	2	4.3	0	0	1	1	0	0	5	11.3	
LIPSCOMB	12/05/20		22	5	12	.417	2	7	.286	0	0	.000	1	3	4	4.3	5	1	1	3	0	0	12	11.5	
SOUTHERN U.	12/09/20		15	5	11	.455	2	8	.250	0	1	.000	0	2	2	3.8	1	0	0	0	0	1	12	11.6	
CENTRAL ARKANSAS	12/12/20		27	8	18	.444	4	10	.400	2	2	1.000	0	2	2	3.5	1	0	6	1	1	3	22	13.3	
ORAL ROBERTS	12/20/20		30	4	13	.308	0	6	.000	7	8	.875	0	5	5	3.7	2	0	3	2	3	1	15	13.6	
ABILENE CHRISTIAN	12/22/20		21	6	12	.500	3	6	.500	4	4	1.000	0	2	2	3.5	3	0	1	3	0	1	19	14.3	
at Auburn	12/30/20		27	6	12	.500	2	6	.333	7	9	.778	0	3	3	3.4	1	0	2	2	2	4	21	15.0	
MISSOURI	01/02/21		31	6	18	.333	1	4	.250	6	7	.857	1	2	3	3.4	4	0	1	4	0	2	19	15.4	
at Tennessee	01/06/21		28	7	11	.636	2	4	.500	3	3	1.000	0	4	4	3.5	1	0	3	4	0	0	19	15.7	
GEORGIA	01/09/21		16	3	9	.333	3	4	.750	3	4	.750	0	0	0	3.2	1	0	0	2	0	0	12	15.4	
at LSU	01/13/21		26	8	20	.400	3	10	.300	3	4	.750	3	2	5	3.3	3	0	1	2	0	3	22	15.9	
at Alabama	01/16/21		18	2	7	.286	1	3	.333	0	2	.000	0	1	1	3.1	0	0	0	3	1	2	5	15.1	
AUBURN	01/20/21	*	10	0	5	.000	0	2	.000	2	2	1.000	0	1	1	3.0	0	0	0	2	1	1	2	14.3	
at Vanderbilt	01/23/21		22	2	10	.200	1	4	.250	0	0	.000	0	5	5	3.1	2	0	2	1	0	0	5	13.7	
OLE MISS	01/27/21		25	4	11	.364	3	6	.500	8	9	.889	0	5	5	3.2	0	0	2	1	0	1	19	14.0	
at Oklahoma State	01/30/21		28	4	12	.333	2	6	.333	3	4	.750	1	2	3	3.2	0	0	2	2	0	2	13	13.9	
MISSISSIPPI STATE	02/02/21		18	2	6	.333	0	2	.000	5	6	.833	0	3	3	3.2	0	0	2	3	0	1	9	13.7	
at Kentucky	02/09/21		25	3	11	.273	2	6	.333	3	4	.750	1	1	2	3.2	2	0	2	0	0	1	11	13.6	
at Missouri	02/13/21		13	1	5	.200	0	1	.000	0	0	.000	0	1	1	3.0	0	0	0	0	0	1	2	13.0	
Totals			1	462	86	229	376	36	111	324	65	83	783	11	53	64	3.0	32	1	39	40	8	25	273	13.0

## JD NOTAE CAREER STATISTICS

Year	GP	GS	Min	Avg	FG	FGA	Pct	3FG	3FGA	Pct	FT	FTA	Pct	Off	Def	Tot	Avg	PF	FO	Ast	TO	Blk	Stl	Pts	Avg	
2017-18 (JACK)	28	28	879	31.4	159	388	.410	49	121	.405	65	93	.699	28	103	131	4.7	60	2	54	72	14	49	432	15.4	
2018-19 (JACK)	32	23	932	29.1	177	415	.427	62	194	.320	81	111	.730	29	168	197	6.2	76	4	109	106	14	52	497	15.5	
2019-20 - REDSHIRTED AT ARK (TRANSFER)																										
2020-21 (ARK)	21	1	462	22.0	86	229	.376	36	111	.324	65	83	.783	11	53	64	3.0	32	1	39	40	8	25	273	13.0	
TOTAL	81	52	2273	28.1	422	1032	.409	147	426	.345	211	287	.735	68	324	392	4.8	168	7	202	218	36	126	1202	14.8	

# VANCE JACKSON JR.

Gr.Sr. | F | 6-9 | 238

Pasadena, Calif. | New Mexico



**2**

@YGVance2

@ygvance

- Rated the 8th-best Grad Transfer in the Nation by CBSSports.com — 18th-best by Stadium.com — 32nd-best by ESPN.com
- Played his freshman season at UConn — on AAC All-Rookie Team — before transferring to New Mexico ... Scored 990 points in his first three collegiate seasons (92 games with 65 starts)

- For his career has scored 1,075 points and grabbed 543 rebounds.

## 2020-21 HIGHLIGHTS:

- Eclipsed 1,000 career points and 500 career rebounds, getting 15 and seven respectively, in season-opening win vs Mississippi Valley ... Made four treys during a 28-0 run in the first half ... Finished 4-of-6 from 3PT.
- After back-to-back games with no points, scored 10 in the win versus Lipscomb, making a pair of 3-pointers.
- Played 22 minutes versus Abilene Christian (22; high of 23 vs Lipscomb) ... Had two assists and his first two blocked shots of the season.
- Had a breakout game at Tennessee ... Played a season-high 33 minutes ... Scored 14 points (2nd-best of the season) with a season-best nine rebounds (all defensive) ... Made 3-of-6 from 3-point range and added nine rebounds.

- Followed that by scoring 15 points —making 4-of-5 from 3-point range — in the win over Georgia.
- Entered the Alabama game with three steals in 13 games but had three alone versus the Crimson Tide.
- Only played 4:44 in the home win vs Auburn, but sank a key 3-pointer late in the first half to start Arkansas' comeback from 19 points down.
- Was effective in his 17 minutes at Vanderbilt, going 2-of-2 from the field (both 3's) and grabbing three rebounds.

## Effort. Energy. Enthusiasm.

- Born Aug. 20, 1997 in Pasadena, Calif. Parents: Desiree Temple and Vance Jackson Sr.
- Graduated from New Mexico - Spring of 2020, B.A. in interpersonal communication
- Pursuing his master's in adult and lifelong learning at the University of Arkansas.
- If he could have played with any former Razorback, it would have been Joe Johnson.

## DOUBLE-DOUBLES (8)

### SOPHOMORE (5)

11/13/18 • IONA	18 pts	12 reb
01/05/19 • NEVADA	18 pts	10 reb
01/12/19 • at Colorado State	18 pts	12 reb
01/19/19 • WYOMING	13 pts	10 reb
03/09/19 • at Wyoming	13 pts	11 reb

### JUNIOR (3)

01/01/20 • at San Jose State	% 25 pts	13 reb
01/07/20 • FRESNO STATE	% 29 pts	13 reb
03/04/20 • vs San Jose State	26 pts	12 reb

% - consecutive games

## Scored 1,000th Pt and Grabbed 500th Reb vs Miss Valley State (12/25/20)

• Led his team in Pts: .....	13
• Led his team in Rebs: .....	3
• CAREER: Double-figure Pts: .....	54
20-pt gms: .....	8
Gms with 3+ 3PT FG: .....	28
Double-figure Rebs: .....	5

## PERSONAL BESTS

### POINTS

Season: 15 (2x)	last vs Georgia (01/09/21)
Career: 30	vs Fresno State (02/02/19)
SEC: 15	vs Georgia (01/09/21)

### FG MADE

Season: 6	vs Georgia (01/09/21)
Career: 9 (3x)	last vs San Jose St (03/04/20)
SEC: 6	vs Georgia (01/09/21)

### FG ATTEMPTED

Season: 10 (2x)	last vs Georgia (01/09/21)
Career: 16 (2x)	last vs San Jose St (03/04/20)
SEC: 10 (2x)	last vs Georgia (01/09/21)

### 3-POINT FG MADE

Season: 4 (2x)	vs Georgia (01/09/21)
Career: 6 (2x)	last vs Wyoming (02/08/20)
SEC: 4	vs Georgia (01/09/21)

### 3-PT FG ATTEMPTS

Season: 6 (2x)	at Tennessee (01/06/21)
Career: 11 (2x)	last at Air Force (02/26/20)
SEC: 6	at Tennessee (01/06/21)

### FT MADE

Season: 2 (2x)	last vs Oral Roberts (12/20/20)
Career: 10	vs Fresno State (02/02/19)
SEC: 1 (2x)	last vs Georgia (01/09/21)

### FT ATTEMPTED

Season: 4	vs Oral Roberts (12/20/20)
Career: 11	vs Fresno State (02/02/19)
SEC: 2 (2x)	last vs Georgia (01/09/21)

### REBOUNDS

Season: 9	at Tennessee (01/06/21)
Career: 13 (2x)	vs Fresno State (01/07/20)
SEC: 9	at Tennessee (01/06/21)

### ASSISTS

Season: 2 (4x)	last vs Georgia (01/09/21)
Career: 7	vs Nevada (01/05/19)
SEC: 2	vs Georgia (01/09/21)

### STEALS

Season: 3	at Alabama (01/16/21)
Career: 4	vs Wyoming (03/13/19)
SEC: 3	at Alabama (01/16/21)

### BLOCKED SHOTS

Season: 2	vs Abilene Christian (12/22/20)
Career: 2 (3x)	last vs Abilene Christian (12/20/20)
SEC: -	

### MINUTES

Season: 33:25	at Tennessee (01/06/21)
Career: 37:30	vs Utah State (03/05/20)
SEC: 33:25	at Tennessee (01/06/21)

## VANCE JACKSON 2020-21 GAME STATS

Opponent	Date	GS	Min	FG	FGA	Pct	3FG	3A	Pct	FT	FTA	Pct	O	D	Tot	Avg	PF	FO	A	TO	Blk	Stl	Pts	Avg	
MISSISSIPPI VALLEY	11/25/20	*	15	5	9	.556	4	6	.667	1	1	1.000	2	5	7	7.0	0	0	0	1	0	0	15	15.0	
NORTH TEXAS	11/28/20		9	0	2	.000	0	2	.000	0	0	.000	0	0	0	3.5	0	0	0	0	0	0	0	7.5	
UT ARLINGTON	12/02/20		20	0	5	.000	0	3	.000	0	0	.000	1	4	5	4.0	0	0	1	3	0	0	0	5.0	
LIPSCOMB	12/05/20		23	3	9	.333	2	7	.286	2	2	1.000	0	3	3	3.8	0	0	1	1	0	0	10	6.3	
SOUTHERN U.	12/09/20		14	1	4	.250	1	4	.250	0	0	.000	2	0	2	3.4	2	0	2	1	0	0	3	5.6	
CENTRAL ARKANSAS	12/12/20		13	3	4	.750	0	0	.000	0	0	.000	0	0	0	2.8	3	0	1	0	0	1	6	5.7	
ORAL ROBERTS	12/20/20		10	1	3	.333	1	3	.333	2	4	.500	1	3	4	3.0	1	0	2	0	0	1	5	5.6	
ABILENE CHRISTIAN	12/22/20		22	2	5	.400	1	4	.250	0	0	.000	0	3	3	3.0	1	0	2	0	2	0	5	5.5	
at Auburn	12/30/20		12	0	2	.000	0	2	.000	0	0	.000	0	2	2	2.9	1	0	1	0	0	0	0	4.9	
MISSOURI	01/02/21		1	0	0	.000	0	0	.000	0	0	.000	0	0	0	2.6	0	0	0	0	0	0	0	4.4	
at Tennessee	01/06/21		33	5	10	.500	3	6	.500	1	2	.500	0	9	9	3.2	2	0	1	0	0	0	14	5.3	
GEORGIA	01/09/21	*	25	5	10	.500	4	5	.800	1	2	.500	0	2	2	3.1	3	0	2	2	0	0	15	6.1	
at LSU	01/13/21	*	22	1	8	.125	0	4	.000	0	0	.000	3	4	7	3.4	1	0	1	1	0	1	2	5.8	
at Alabama	01/16/21		14	0	4	.000	0	2	.000	1	2	.500	0	2	2	3.3	0	0	0	1	0	3	1	5.4	
AUBURN	01/20/21		5	1	2	.500	1	2	.500	0	0	.000	0	0	0	3.1	0	0	1	0	0	0	3	5.3	
at Vanderbilt	01/23/21		17	2	2	1.000	2	2	1.000	0	1	.000	1	2	3	3.1	1	0	1	1	0	1	6	5.3	
OLE MISS	01/27/21		4	0	1	.000	0	0	.000	0	0	.000	0	0	0	2.9	0	0	0	0	0	0	0	5.0	
at Oklahoma State	01/30/21		3	0	0	.000	0	0	.000	0	0	.000	0	0	0	2.7	2	0	0	0	0	0	0	4.7	
MISSISSIPPI STATE	02/02/21		2	0	1	.000	0	1	.000	0	0	.000	0	0	0	2.6	0	0	0	1	0	0	0	4.5	
at Kentucky	02/09/21		9	2	4	.500	1	3	.333	0	0	.000	0	3	3	2.6	0	0	0	0	0	1	5	4.5	
at Missouri	02/13/21		8	1	4	.250	1	3	.333	0	0	.000	0	1	1	2.5	1	0	0	1	0	0	3	4.4	
Totals			3	281	32	89	.360	21	59	.356	8	14	.571	10	43	53	2.5	18	0	16	13	2	8	93	4.4

## VANCE JACKSON JR. CAREER STATISTICS

Year	GP	GS	Min	Avg	FG	FGA	Pct	3FG	3FGA	Pct	FT	FTA	Pct	Off	Def	Tot	Avg	PF	FO	Ast	TO	Blk	Stl	Pts	Avg
2016-17 (UConn)	32	21	835	26.1	79	193	.409	50	126	.397	50	74	.676	22	101	123	3.8	74	2	44	42	5	10	258	8.1
2017-18 - REDSHIRTED																									
2018-19 (UNM)	32	16	887	27.8	137	338	.405	57	172	.331	89	137	.650	42	182	224	7.0	60	1	85	80	4	35	420	13.1
2019-20 (UNM)	28	28	756	27.1	101	224	.414	50	146	.342	60	84	.714	34	113	147	5.3	51	0	36	59	9	28	312	11.1
2020-21 (ARK)	21	3	281	13.4	32	89	.360	21	59	.356	8	14	.571	10	43	53	2.5	18	0	16	13	2	8	93	4.4
TOTAL	113	68	2759	24.4	349	844	.414	178	503	.354	207	309	.670	108	439	547	4.8	203	3	181	194	20	81	1083	9.6





## DESI SILLS

Jr. | 6'6-2 | 200

Jonesboro, Ark | Jonesboro HS

@desisills3

@desisills3

3

• Born Dec. 29, 1998 in Jonesboro

• Parents: Desi and Shawna Sills

• Only Hog to play all 85 UA games over the last 2-plus years

• "I have to be honest, I have to thank the quarantine because I fell out of love, the enjoyment of the game. I fell back in love with the game, the process and the grind."

### MADE THE DEPARTMENT'S HONOR ROLL (GPA BETWEEN 3.0-3.49) FOR FALL 2020

• Voted Preseason All-SEC second team by the league's coaches

• Injured his shoulder in the first half vs Mississippi State ... Only played 4:06 in the first half, but had **career-high 2 BLKS**

• Had 10 deflections each versus UT Arlington and Central Arkansas and nine each versus Mississippi Valley State and at Auburn.  
• In two wins against Auburn this year had career-high 23 pts on the road and 22 pts at home.

### 2020-21 HIGHLIGHTS:

- Scored 19 in the season opener, tying career high for FG made, going 8-of-10 from the field (2-of-3 3PT) ... Scored 12 in the second half, including seven to start the period as Arkansas out-scored MVSU 16-0 over the first 2:56 minutes.
- Had 14 versus North Texas, going 5-of-8 at the free throw line.
- Tied a career high with four steals versus UT Arlington.
- Had his best career assist-to-turnover game versus Southern with five helpers and zero turnovers ... Added 11 points (3-of-5 from 3-point range).
- Posted his **first career Double-Double** versus Oral Roberts with 16 points and a **career-high 10 rebounds** ... Added two assists, a steal and a blocked shot ... Led the team in Plus/Minus (+18).
- Had 18 versus Abilene Christian, including 16 in the first half as Arkansas raced out to a 22-point lead in the period ... Added two assists and two steals.
- Scored a **career-high 23 points** at Auburn, making 4-of-5 from 3-point range ... Also led th team (tied) with six rebounds, including four on offense.
- Broke a mini slump by scoring 14 at LSU, including 12 in the second half to help Arkansas outscore the Tigers in the period.
- Led Arkansas to win vs Auburn (1/20) ... Scored 22 points (2nd-best career effort) including 14 in the second half to help Arkansas erase a 12-point halftime deficit ... Made and attempted career-highs for free throws (8-of-10) and was 7-of-12 from the field (seven FG made was 2nd-best career effort).
- Had a sneaky good night in the Missouri win, scoring eight points with four rebounds and two assists.



## DOUBLE-DOUBLES (1)

**JUNIOR** (1)  
12/20/20 • ORAL ROBERTS 16 pts 10 reb

• Led the Razorbacks in Pts:.....	4
• Led the Razorbacks in Rebs:.....	3
• CAREER: Double-figure Pts:.....	30
20-pt gms:.....	5
Gms with a 3PT FG:.....	46
Gms with 3+ 3PT FG:.....	13
Gms with 5+ Assists:.....	5
Gms with Double-Digit Rebs.....	1

## PERSONAL BESTS

### POINTS

Season: 23 at Auburn (12/30/20)  
Career: 23 at Auburn (12/30/20)  
SEC: 23 at Auburn (12/30/20)

### FG MADE

Season: 8 (2x) at Auburn (12/30/20)  
Career: 8 (3x) last at Auburn (12/30/20)  
SEC: 8 (2x) last at Auburn (12/30/20)

### FG ATTEMPTED

Season: 15 at Auburn (12/30/20)  
Career: 15 (3x) last at Auburn (12/30/20)  
SEC: 15 at Auburn (12/30/20)

### 3-POINT FG MADE

Season: 4 at Auburn (12/30/20)  
Career: 5 vs Vanderbilt (03/11/20)  
SEC: 4 (3x) last at Auburn (12/30/20)

### 3-PT FG ATTEMPTS

Season: 7 at Auburn (12/30/20)  
Career: 8 (2x) last at Tennessee (02/11/20)  
SEC: 8 at Tennessee (02/11/20)

### FT MADE

Season: 8 vs Auburn (01/20/21)  
Career: 8 vs Auburn (01/20/21)  
SEC: 8 vs Auburn (01/20/21)

### FT ATTEMPTED

Season: 10 vs Auburn (01/20/21)  
Career: 10 vs Auburn (01/20/21)  
SEC: 10 vs Auburn (01/20/21)

### REBOUNDS

Season: 10 vs Oral Roberts (12/20/20)  
Career: 10 vs Oral Roberts (12/20/20)  
SEC: 7 vs Vanderbilt (01/15/20)

### ASSISTS

Season: 5 Southern (12/09/20)  
Career: 6 vs FIU (12/01/18)  
SEC: 5 vs LSU (01/12/19)

### STEALS

Season: 4 vs UT Arlington (12/02/20)  
Career: 4 (2x) last vs UT Arlington (12/02/20)  
SEC: 4 vs Auburn (02/04/20)

### BLOCKED SHOTS

Season: 2 vs Mississippi State (02/02/21)  
Career: 2 vs Mississippi State (02/02/21)  
SEC: 2 vs Mississippi State (02/02/21)

### MINUTES

Season: 37:26 vs Missouri (01/02/21)  
Career: 40:50 vs Auburn (02/04/20)  
SEC: 40:50 vs Auburn (02/04/20)

## DESI SILLS 2020-21 GAME STATS

Opponent	Date	GS	Min	FG	FGA	Pct	3FG	3A	Pct	FT	FTA	Pct	O	D	Tot	Avg	PF	FO	A	TO	Blk	Stl	Pts	Avg
MISSISSIPPI VALLEY	11/25/20	*	19	8	10	.800	2	3	.667	1	1	1.000	1	1	2	2.0	0	0	2	0	0	3	19	19.0
NORTH TEXAS	11/28/20	*	36	4	7	.571	1	3	.333	5	8	.625	0	3	3	2.5	2	0	1	5	0	1	14	16.5
UT ARLINGTON	12/02/20	*	31	1	6	.167	0	3	.000	1	2	.500	1	2	3	2.7	2	0	2	1	0	4	3	12.0
LIPSCOMB	12/05/20	*	13	2	4	.500	1	2	.500	1	2	.500	0	4	4	3.0	0	0	2	0	0	0	6	10.5
SOUTHERN U.	12/09/20	*	21	4	7	.571	3	5	.600	0	1	.000	0	3	3	3.0	0	0	5	0	1	1	11	10.6
CENTRAL ARKANSAS	12/12/20	*	30	7	12	.583	1	3	.333	2	3	.667	2	1	3	3.0	4	0	4	2	1	3	17	11.7
ORAL ROBERTS	12/20/20	*	34	6	13	.462	1	4	.250	3	4	.750	4	6	10	4.0	3	0	2	1	1	1	16	12.3
ABILENE CHRISTIAN	12/22/20	*	27	5	11	.455	2	6	.333	6	7	.857	0	3	3	3.9	4	0	2	2	0	2	18	13.0
at Auburn	12/30/20	*	35	8	15	.533	4	7	.571	3	6	.500	4	2	6	4.1	0	0	2	2	1	2	23	14.1
MISSOURI	01/02/21	*	37	1	10	.100	0	4	.000	4	6	.667	1	3	4	4.1	3	0	2	0	0	3	6	13.3
at Tennessee	01/06/21	*	18	0	1	.000	0	1	.000	0	0	.000	2	0	2	3.9	2	0	0	3	0	0	0	12.1
GEORGIA	01/09/21	23	3	8	.375	1	2	.500	1	1	1.000	0	5	5	4.0	3	0	2	1	0	1	8	11.8	
at LSU	01/13/21	29	4	8	.500	2	5	.400	4	4	1.000	0	4	4	4.0	2	0	0	0	0	0	14	11.9	
at Alabama	01/16/21	*	23	1	8	.125	0	3	.000	1	1	1.000	1	1	2	3.9	3	0	1	2	0	1	3	11.3
AUBURN	01/20/21	32	7	12	.583	0	1	.000	8	10	.800	0	3	3	3.8	3	0	2	1	0	1	22	12.0	
at Vanderbilt	01/23/21	*	23	3	6	.500	0	2	.000	1	2	.500	0	3	3	3.8	4	0	4	1	0	1	7	11.7
OLE MISS	01/27/21	*	24	3	7	.429	1	3	.333	2	2	1.000	0	0	0	3.5	2	0	0	0	0	1	9	11.5
at Oklahoma State	01/30/21	*	15	2	4	.500	1	2	.500	0	0	.000	2	2	4	3.6	1	0	2	0	0	1	5	11.2
MISSISSIPPI STATE	02/02/21	4	0	3	.000	0	1	.000	0	0	.000	0	1	1	3.4	0	0	0	0	2	0	0	0	10.6
at Kentucky	02/09/21	10	1	2	.500	0	1	.000	0	2	.000	0	0	0	3.3	1	0	1	1	0	0	2	10.2	
at Missouri	02/13/21	21	3	7	.429	0	2	.000	2	2	1.000	1	3	4	3.3	1	0	2	2	0	0	8	10.0	
Totals		15	505	73	161	.453	20	63	.317	45	64	.703	19	50	69	3.3	40	0	38	24	6	26	211	10.0

## DESI SILLS CAREER STATISTICS

Year	GP	GS	Min	Avg	FG	FGA	Pct	3FG	3FGA	Pct	FT	FTA	Pct	Off	Def	Tot	Avg	PF	FO	Asst	TO	Blk	Stl	Pts	Avg
2018-19	34	8	576	16.9	55	125	.440	29	63	.460	40	57	.702	12	31	43	1.3	68	2	58	53	0	21	179	5.3
2019-20	32	24	997	31.2	117	275	.425	47	143	.329	59	91	.648	20	75	95	3.0	96	4	39	44	5	30	340	10.6
2020-21	21	15	505	24.0	73	161	.453	20	63	.317	45	64	.703	19	50	69	3.3	40	0	38	24	6	26	211	10.0
TOTAL	87	47	2078	23.9	245	561	.437	96	269	.357	144	212	.679	51	156	207	2.4	204	6	135	121	11	77	730	8.4

# DAVONTE "DEVO" DAVIS

G / Fr. | 6-3 | 180

Jacksonville, Ark. | Jacksonville HS

4



@MrDevoBuckets



@devofor3

- Born Sept. 24, 2001 in Jacksonville
- Mother: Terrie Davis / Grandmother Yvette Davis
- Consensus 4-star ... 2020 ADG Player of the Year ... 4x first team All-State
- Wants to open a zoo to educate people about animals ... biggest hobby is fishing.
- His dream team: LeBron James, Paul George, Kevin Garnett and Giannis Antetokounmpo

## MADE THE DEPARTMENT'S HONOR ROLL (GPA BETWEEN 3.0-3.49) FOR FALL 2020

- Won the dunk contest during the team's Red-White game.
- High energy guy ... Praised for his ability to get loose balls and offensive rebound ... Has a knack for scoring in the lane and off the bounce.
- After a strong performance at Auburn (combined with the injury to Justin Smith), earned his first career start versus Missouri ... Also started versus Georgia and at LSU and each of the last three games ... **The team is 4-1 when Davis starts.**
- Led the team with 10 deflections at Auburn, nine versus Missouri and nine at LSU ... Added 10 vs Georgia.
- **2nd on team in deflections with 94**
- Made two big plays to seal wins at Kentucky and at #10 Missouri in back-to-back games ... **At UK** and Arkansas up one, stole the ball with two seconds left to give Arkansas an 81-80 win (a play he "called" in the huddle) ... **At Missouri** and Arkansas up three in OT, blocked Xavier Pinson's final 3-pointer with 4.7 seconds left.

## 2020-21 HIGHLIGHTS

- Scored five points with three rebounds and two assists in his collegiate debut vs Mississippi Valley State.
- Added four points and three boards versus Lipscomb.
- Led the team with 14 points versus Southern, adding seven rebounds in 16:20 minutes played ... Made his first career triple and was 3-of-3 at the free throw line.
- Sparked Arkansas with his play off the bench versus Oral Roberts ... 1 of 4 players with a Plus-Minus in double figures (+10).
- Saw playing time increase at Auburn due to Justin Smith injury ... Made four "game-winning" plays during a decisive 10-0 run to help secure win: **PLAY 1:** With Arkansas up two, 76-74, tipped a loose rebound to Connor Vanover that led to two free throws by Moses Moody ... **PLAY 2:** With Arkansas up four, 78-74, got the offensive rebound off Desi Sills FT miss that led to a JD Notae layup ... **PLAY 3:** With Arkansas now up six, 80-74, made a steal in what **ESPN analyst Jimmy Dykes called "the best defensive play of the year"** at the time ... The steal led to a fastbreak and two made free throws by Connor Vanover ... **PLAY 4:** With Arkansas now up eight, 82-74, sank a jumper from the left elbow as the shot clock was winding down to cap the 10-0 run.
- In his first career start (vs Missouri Jan. 2), had four rebounds and a career-high three steals.
- Was impressive on both ends of the floor in the win over Georgia ... Scored a **season-high 20 points** with seven rebounds, six assists and two steals ... Also did a good job guarding UGA point guard Sahvir Wheeler ... Had 10 deflections and tied Moses Moody with a Plus-Minus of +33 for the game.
- Scored 10 points — all in the second half — in the win over Auburn (1/20) to help Arkansas erase a 12-point halftime deficit.
- Came off the bench vs Ole Miss to provide a huge spark at the time as he made his first four shots with two steals that led to layups... Finished with 14 points (7-of-9 shooting) and six rebounds.
- Sparked Arkansas in the first half at Oklahoma State, scoring 8 of his 13 points and getting all three of his steals.
- In his fourth start, just missed a double-double with 10 points and a **season-high eight rebounds** with two assists versus Mississippi State.
- Only scored four points and had just two rebounds at Kentucky, but impacted the game ... Led the team with +9 thanks to three assists, zero turnovers and two steals ... **The last steal came on the final play to seal the win.**
- At Missouri, only scored eight points, but two came on a layup with 58 seconds left in overtime ... Added three assists ... **Sealed the win with a blocked shot with 4.7 seconds left.**

• Led the Razorbacks in Pts:.....	1
• Led the Razorbacks in Rebs: .....	-
• CAREER: Double-figure Pts:.....	6
20-pt gms:.....	1
Gms with a 3PT FG: .....	2
Gms with 3+ 3PT FG: .....	-
Gms with 5+ Rebs: .....	4

"He just has a knack for doing some special stuff. He's going to be an All-SEC guard one of these days. Right now he just plays harder than anyone on the floor."

## JIMMY DYKES

ESPN ANALYST

2/9/21 game at Kentucky

## DAVONTE DAVIS 2020-21 GAME STATS

Opponent	Date	GS	Min	FG	FGA	Pct	3FG	3A	Pct	FT	FTA	Pct	O	D	Tot	Avg	PF	FO	A	TO	Blk	Stl	Pts	Avg	
MISSISSIPPI VALLEY	11/25/20	12		2	5	.400	0	1	.000	1	1	1.000	1	2	3	3.0	1	0	2	1	0	0	5	5.0	
NORTH TEXAS	1/28/20	DNP																							
UT ARLINGTON	12/02/20	DNP																							
LIPSCOMB	12/05/20	15	2	2	1.000		0	0	.000	0	0	.000	2	1	3	3.0	2	0	1	1	0	1	4	4.5	
SOUTHERN U.	12/09/20	16	5	8	.625		1	1	1.000	3	3	1.000	3	4	7	4.3	1	0	2	1	0	0	14	7.7	
CENTRAL ARKANSAS	12/12/20	7	0	1	.000		0	0	.000	0	0	.000	0	1	1	3.5	0	0	0	0	0	0	0	5.8	
ORAL ROBERTS	12/20/20	9	0	1	.000		0	0	.000	0	0	.000	0	1	1	3.0	3	0	2	1	0	1	0	4.6	
ABILENE CHRISTIAN	12/22/20	5	0	1	.000		0	0	.000	0	0	.000	0	1	1	2.7	2	0	0	1	0	1	0	3.8	
at Auburn	12/30/20	13	2	3	.667		0	0	.000	0	0	.000	1	0	1	2.4	0	0	1	0	0	2	4	3.9	
MISSOURI	01/02/21	*	20	2	6	.333		0	0	.000	0	2	.000	3	1	4	2.6	4	0	0	1	0	3	4	3.9
at Tennessee	01/06/21		5	1	2	.500		0	0	.000	0	0	.000	0	0	0	2.3	1	0	0	1	0	1	2	3.7
GEORGIA	01/09/21	*	37	9	14	.643		1	2	.500	1	1	1.000	1	6	7	2.8	4	0	6	3	0	2	20	5.3
at LSU	01/13/21	*	27	1	11	.091		0	1	.000	2	3	.667	1	2	3	2.8	1	0	2	2	1	2	4	5.2
at Alabama	01/16/21		28	1	3	.333		0	0	.000	3	4	.750	1	5	6	3.1	3	0	1	0	0	0	5	5.2
AUBURN	01/20/21		20	5	9	.556		0	0	.000	0	0	.000	2	2	4	3.2	4	0	2	3	0	0	10	5.5
at Vanderbilt	01/23/21		13	3	3	1.000		0	0	.000	0	1	.000	0	2	2	3.1	2	0	1	2	1	1	6	5.6
OLE MISS	01/27/21		25	7	9	.778		0	0	.000	0	1	.000	2	4	6	3.3	1	0	1	3	0	2	14	6.1
at Oklahoma State	01/30/21		28	6	12	.500		0	0	.000	0	0	.000	2	2	4	3.3	4	0	1	1	0	3	12	6.5
MISSISSIPPI STATE	02/02/21	*	35	4	12	.333		0	0	.000	2	2	1.000	2	6	8	3.6	2	0	2	3	0	0	10	6.7
at Kentucky	02/09/21	*	17	2	5	.400		0	0	.000	0	0	.000	0	2	2	3.5	2	0	3	0	0	2	4	6.6
at Missouri	02/13/21	*	32	3	10	.300		0	0	.000	2	2	1.000	1	3	4	3.5	2	0	3	0	1	0	8	6.6
Totals		6	364	55	117	.470	2	5	.400	14	20	.700	22	45	67	3.5	39	0	30	24	3	21	126	6.6	

## PERSONAL BESTS

<b>POINTS</b>	
Season: 20	vs Georgia (01/09/21)
SEC: 20	vs Georgia (01/09/21)
<b>FG MADE</b>	
Season: 9	vs Georgia (01/09/21)
SEC: 9	vs Georgia (01/09/21)
<b>FG ATTEMPTED</b>	
Season: 14	vs Georgia (01/09/21)
SEC: 14	vs Georgia (01/09/21)
<b>3-POINT FG MADE</b>	
Season: 1 (2x)	vs Georgia (01/09/21)
SEC: 1	vs Georgia (01/09/21)
<b>3-PT FG ATTEMPTS</b>	
Season: 2	vs Georgia (01/09/21)
SEC: 2	vs Georgia (01/09/21)
<b>FT MADE</b>	
Season: 3 (2x)	last at Alabama (01/13/21)
SEC: 3	at Alabama (01/13/21)
<b>FT ATTEMPTED</b>	
Season: 4	at Alabama (01/16/21)
SEC: 4	at Alabama (01/16/21)
<b>REBOUNDS</b>	
Season: 8	vs Mississippi State (02/02/21)
SEC: 8	vs Mississippi State (02/02/21)
<b>ASSISTS</b>	
Season: 6	vs Georgia (01/09/21)
SEC: 6	vs Georgia (01/09/21)
<b>STEALS</b>	
Season: 3 (2x)	last at Oklahoma State (01/30/21)
SEC: 3 (2x)	last at Oklahoma State (01/30/21)
<b>BLOCKED SHOTS</b>	
Season: 1 (3x)	last at Missouri (02/13/21)
SEC: 1 (3x)	last at Missouri (02/13/21)
<b>MINUTES</b>	
Season: 36:26	vs Georgia (01/09/21)
SEC: 36:26	vs Georgia (01/09/21)

## DAVONTE DAVIS CAREER STATISTICS

Year	GP	GS	Min	Avg	FG	FGA	Pct	3FG	3FGA	Pct	FT	FTA	Pct	Off	Def	Tot	Avg	PF	FO	Asst	TO	Blk	Stl	Pts	Avg
2020-21	19	6	364	19.2	55	117	.470	2	5	.400	14	20	.700	22	45	67	3.5	39	0	30	24	3	21	126	6.6



MOSES  
MOODY

@moses\_moody3

@moses.2m

5

6 / Fr. / 6-6 / 205

Little Rock, Ark. / Montverde (Fla.) Academy

- Born May 31, 2002 in Little Rock
- Parents: Kareem and Rona Moody
- Consensus 4-star ... MaxPreps High School HM All-American
- Among incoming Frosh: Rated 37th by 247Sports, 42nd by ESPN and 53rd by Rivals
- Serves on Arkansas Athletics' African American S-A Leadership Council and SAAC.

## MADE THE AD'S HONOR ROLL (GPA BETWEEN 3.5-3.99) FOR FALL 2020

- Leads the team, ranks 6th in the SEC and 4TH AMONG NCAA FRESHMEN in scoring (16.3 ppg) •
- 1 OF 3 NCAA FRESHMEN AVERAGING OVER 15.0 POINTS AND 5.5 REBOUNDS.
- THE ONLY PLAYER IN THE SEC to rank among the league's top 20 in : PPG (6th) • FG% (7th) • FT% (4th) • RPG (18th).
- 1 OF 2 PLAYERS IN THE SEC to average at least 15.0 points and 5.0 rebounds
- 1 OF 3 PLAYERS IN THE SEC shooting at least: 45% FG, 35% 3PT AND 80% FT (Iverson Molinar and Scotty Pippen)
- Previous consecutive free throws made streaks of 15, 13 and 12 this season — Current streak: 12
- Ranks 37th in the NCAA / 3rd in the SEC in FT Made (83) — 4th in the SEC FT% (.822)
- Double figure points in 18 of 21 games (6 at UT, 5 vs AUB & 5 vs Ole Miss)
- Led the team in scoring 7x, led the team in rebounding 6x and led the team in scoring & rebounding in the same game 3x.
- Named SEC Freshman of the Week and College Sports Madness SEC Player of the Week (Dec. 7) and College Sports Madness SEC Player of the Week (Feb. 15)
- Leads the team in Plus-Minus at +225.
- Had 11 deflections at Missouri and vs Mississippi State - Now leads the team in deflections with 104

## TOP SCORING FROSH IN NCAA

1. Cameron Thomas - LSU	22.6 ppg
2. Cade Cunningham - Oklahoma St.	18.5 ppg
3. Evan Mobley - Southern Cal	16.6 ppg
4. MOSES MOODY - ARKANSAS	16.3 ppg
5. Marcus Williams - Wyoming	15.9 ppg

## 2020-21 HIGHLIGHTS

- Scored 19 in his collegiate debut — making 9-of-10 from the free throw line ... Added three steals.
- Named SEC Freshman of the Week / College Sports Madness SEC Player of the Week (Dec. 7) ... Averaged 21 points and 8.5 rebounds in wins over UT Arlington and Lipscomb ... Was 14-of-20 from the field — including 4-of-6 from 3-point range — while going 10-of-13 at the free throw line ... Had game highs with 24 points and nine rebounds versus UTA (first Hog frosh since Bobby Portis in 2014 to have at least 24 and nine in a game ... Followed that with an 18-point, eight-rebound performance versus Lipscomb. Moody made 7-of-his-8 shots, including 2-of-3 from 3-point range.
- Stuffed the stat sheet versus Central Arkansas with 15 points, seven rebounds, three assists, two steals and a blocked shot.
- Led all scorers with 21 points in the Abilene Christian win.
- Tied for the team lead with six rebounds at Auburn ... Scored 16 points, including two early 3-pointers to set the tone in the win.
- Recorded his first career double-double versus Mizzou (1/2) with 18 points and season-high 10 rebounds ... Made a season-high four 3-pointers.
- Scored 25 points in the win over Georgia ... Had a team-best and season-best 11 deflections.
- Had 18 points at LSU, including 13 in the second half to help Arkansas outscore the Tigers in the period ... Added six rebounds (four offensive).
- Led the team in both points — season-high 28 — and rebounds — season's second-best nine — at Alabama ... Scored 14 of Arkansas' first 15 points ... His 25 field goal attempts were the most by a Razorback since 2010 and ties for fourth-most by a Razorback in an SEC game.
- Only scored five points in the win over Auburn and was 0-of-4 from 3-point range ... However, all five came in the final nine minutes of the game ... With the game tied at 56, got an offensive rebound and put-back to give Arkansas a lead it would not relinquish ... Sealed win with a defensive rebound with three seconds left.
- Scored a game-high 26 points (13 in each half) at Vanderbilt with a team-best eight rebounds.
- Made 8-of-13 shots for 17 points (11 in the second half) at Oklahoma State.
- Led the team in scoring with 13 points versus Mississippi State, adding seven rebounds and two steals ... Scored 11 of the team's 28 first-half points.
- Had 12 points at Kentucky and tied for the team lead with seven rebounds ... Only played nine minutes with three points and two rebounds in first half ... Played all 20 minutes of the second half with 11 points (3-of-5 3PT) with five rebounds.
- At Missouri, scored Arkansas' first seven points but picked up two early fouls to sit most of the period ... Played the final 25 minutes of the game and made two big plays in overtime to get the win ... Had an assist to give Arkansas the lead with 58 seconds left, had a steal and followed by two free throws with 12 seconds left to go up three.

## MOSES MOODY 2020-21 GAME STATS

Opponent	Date	GS	Min	FG	FGA	Pct	3FG	3A	Pct	FT	FTA	Pct	O	D	Tot	Avg	PF	FO	A	TO	Blk	Stl	Pts	Avg	
MISSISSIPPI VALLEY	11/25/20	*	24	3	12	.250	1	6	.167	9	10	.900	2	1	3	3.0	3	0	2	0	0	3	16	16.0	
NORTH TEXAS	11/28/20	*	29	2	9	.222	1	4	.250	6	6	1.000	1	1	2	2.5	1	0	1	1	1	3	11	13.5	
UT ARLINGTON	12/02/20	*	32	7	12	.583	2	3	.667	8	10	.800	3	6	9	4.7	3	0	1	2	0	0	24	17.0	
LIPSCOMB	12/05/20	*	24	7	8	.875	2	3	.667	2	3	.667	3	5	8	5.5	2	0	3	1	0	1	18	17.3	
SOUTHERN U.	12/09/20	*	26	5	10	.500	2	4	.500	0	0	.000	3	2	5	5.4	1	0	2	2	1	0	12	16.2	
CENTRAL ARKANSAS	12/12/20	*	35	6	11	.545	3	7	.429	0	0	.000	0	7	7	5.7	1	0	3	1	1	2	15	16.0	
ORAL ROBERTS	12/20/20	*	28	7	12	.583	1	4	.250	3	6	.500	4	3	7	5.9	1	0	1	2	1	1	18	16.3	
ABILENE CHRISTIAN	12/22/20	*	37	6	10	.600	3	5	.600	6	8	.750	3	1	4	5.6	1	0	2	0	2	0	21	16.9	
at Auburn	12/30/20	*	39	4	11	.364	2	6	.333	6	6	1.000	2	4	6	5.7	2	0	1	2	0	2	16	16.8	
MISSOURI	01/02/21	*	39	4	15	.267	4	8	.500	6	10	.600	4	6	10	6.1	4	0	1	1	1	2	18	16.9	
at Tennessee	01/06/21	*	37	1	8	.125	1	4	.250	3	3	1.000	0	2	2	5.7	4	0	1	0	0	0	6	15.9	
GEORGIA	01/09/21	*	38	9	15	.600	2	6	.333	5	5	1.000	2	2	4	5.6	2	0	2	1	0	1	25	16.7	
at LSU	01/13/21	*	36	7	18	.389	1	5	.200	3	4	.750	5	1	6	5.6	4	0	2	3	0	2	18	16.8	
at Alabama	01/16/21	*	35	10	25	.400	3	7	.429	5	5	1.000	3	6	9	5.9	2	0	1	2	0	0	28	17.6	
AUBURN	01/20/21	*	32	2	9	.222	0	4	.000	1	2	.500	1	4	5	5.8	2	0	2	2	1	1	5	16.7	
at Vanderbilt	01/23/21	*	35	10	16	.625	1	4	.250	5	5	1.000	3	5	8	5.9	2	0	2	2	1	0	26	17.3	
OLE MISS	01/27/21	*	19	1	3	.333	0	1	.000	3	5	.600	1	0	1	5.6	3	0	2	3	1	0	5	16.6	
at Oklahoma State	01/30/21	*	32	8	13	.615	1	3	.333	0	1	.000	0	4	4	5.6	0	0	1	1	0	0	17	16.6	
MISSISSIPPI STATE	02/02/21	*	38	4	12	.333	1	4	.250	4	4	1.000	3	4	7	5.6	4	0	1	3	0	2	13	16.4	
at Kentucky	02/09/21	*	29	4	9	.444	4	6	.667	2	2	1.000	1	6	7	5.7	3	0	0	0	0	1	14	16.3	
at Missouri	02/13/21	*	34	4	7	.571	2	4	.500	6	6	1.000	0	5	5	5.7	4	0	1	4	2	2	16	16.3	
Totals			21	678	111	245	.453	37	98	.378	83	101	.822	44	75	119	5.7	49	0	32	33	12	23	342	16.3

## MOODY IN 2021 NBA MOCK DRAFTS



- PippinAintEasy.com (1/20) 7th pick (1st SEC Player)
- NBADraft.net (2/4) 7th pick (1st SEC Player)
- CBSSports.com (1/14) 8th pick (1st SEC Player)
- TankAthon.com (2/1) 8th pick (1st SEC Player)
- USAToday.com (2/3) 10th pick (1st SEC Player)
- Yahoo.com (1/28) 10th pick (1st SEC Player)
- NBADraftRoom.com (2/3) 11th pick (2nd SEC Player)
- NBCSports.com (1/25) 11th pick (2nd SEC Player)

- BleacherReport.com (2/2) 11th pick (2nd SEC Player)
- SBNation.com (2/3) 11th pick (3rd SEC Player)
- BabcockHoops.com (2/5) 12th pick (2nd SEC Player)
- ESPN.com (2/2) 12th pick (3rd SEC Player)
- Stadium.com (1/4) 12th pick (2nd SEC Player)
- TheAthletic.com (1/8) 13th pick (2nd SEC Player)
- SI.com (1/20) 14th pick (1st SEC Player)

## MOSES MOODY CAREER STATISTICS

Year	GP	GS	Min	Avg	FG	FGA	Pct	3FG	3FGA	Pct	FT	FTA	Pct	Off	Def	Tot	Avg	PF	FO	Asst	TO	Blk	Stl	Pts	Avg
2020-21	21	21	678	32.3	111	245	.453	37	98	.378	83	101	.822	44	75	119	5.7	49	0	32	33	12	23	342	16.3

## DOUBLE-DOUBLES (1)

FROSH	(1)
01/03/21 • MISSOURI	18 pts 10 reb

• Led the Razorbacks in Pts:.....7	
• Led the Razorbacks in Rebs:.....6	
• Led Razorbacks in Pts & Rebs Same Gm:.....3	
• CAREER: Double-figure Pts:.....18	
Double-figure Rebs:.....1	
20-pt gms:.....5	
Gms with a 3PT FG:.....19	
Gms with 3+ 3PT FG:.....5	
Gms with 3+ Steals:.....2	
Gms with 5+ Rebs:.....9	

## MOODY IN THE SEC

3rd in Total Points (342)
3rd in FT Made (83)
4th in Total Minutes (675:39)
4th in FT% (.822)
5th in Total FG Made (111)
6th in Scoring (16.3)
6th in Total FG Att (245)
6th in FT Att (101)
7th in FG% (.453)
9th in Minutes/Gm (32:10)
9th in Total 3's Made (37)
11th in 3PT FG Att (98)
11th in Total Reb. (119)
14th in Off Rebs (2.1)
15th in 3PT FG% (.378)
17th in Total Blks (12)
18th in Rebs/Gm (5.7)
21st in Total Steals (23)

## PERSONAL BESTS

## POINTS

Season: 28	at Alabama (01/16/21)
SEC: 28	at Alabama (01/16/21)

## FG MADE

Season: 10 (2x)	last at Vanderbilt (01/23/21)
SEC: 10 (2x)	last at Vanderbilt (01/23/21)

## FG ATTEMPTED

Season: 25	at Alabama (01/16/21)
SEC: 25	at Alabama (01/16/21)

## 3-POINT FG MADE

Season: 4 (2x)	last at Kentucky (02/09/21)
SEC: 4 (2x)	last at Kentucky (02/09/21)

## 3-PT FG ATTEMPTS

Season: 8	vs Missouri (01/02/21)
SEC: 8	vs Missouri (01/02/21)

## FT MADE

Season: 9	vs Mississippi Valley State (11/25/20)
SEC: 6 (2x)	last vs Missouri (01/02/21)

## FT ATTEMPTED

Season: 10 (3x)	last vs Missouri (01/02/21)
SEC: 10	vs Missouri (01/02/21)

## REBOUNDS

Season: 10	vs Missouri (01/02/21)
SEC: 10	vs Missouri (01/02/21)

## ASSISTS

Season: 3 (2x)	last vs Central Arkansas (12/12/20)
SEC: 2 (3x)	last at Vanderbilt (01/23/21)

## STEALS

Season: 3 (2x)	last vs North Texas (11/28/20)
SEC: 2 (5x)	last at Missouri (02/13/21)

## BLOCKED SHOTS

Season: 2 (2x)	at Missouri (02/13/21)
SEC: 2	at Missouri (02/13/21)

## MINUTES

Season: 38:29	vs Missouri (01/02/21)
SEC: 38:29	vs Missouri (01/02/21)

# JAYLIN WILLIAMS

Fr. | F | 6-10 | 245

Fort Smith, Ark. | Northside HS

@Jay\_MWilliams\_

@thejaylinwilliams\_

10

## MADE THE DEPARTMENT'S HONOR ROLL (GPA BETWEEN 3.0-3.49) FOR FALL 2020

• Leads the team by taking 11 charges this season, including two each versus UT Arlington, Georgia, LSU (1/13) and Auburn (1/20).

• Earned his first career start at Tennessee. Also started at Alabama

• Injured his right knee in the first half at Oklahoma State ... Missed the second half versus the Cowboys and played just nine minutes versus Mississippi State ... **Played 23 minutes at Kentucky and had nine points and tied for team high with seven rebounds.**

• On a per 40-minute basis, averages 11.5 rebounds, 9.0 points and 1.9 blocked shots.

### 2020-21 HIGHLIGHTS

• Had a game-high **10 rebounds**, including eight defensively ... Just missed a double-double, scoring nine points (2-5 FG 2-4 3PT).

• Scored six points with seven rebounds, including six on the defensive end, versus Lipscomb..

• Had two rebounds and an assist in 4:20 played at Auburn.

• Saw extended time versus Missouri and responded with eight points and two blocked shots.

• Earned his first career start at Tennessee ... Scored six points on 3-of-3 shooting

• Came off the bench versus Georgia ... Only scored two points but impacted the game in other areas ... Led the team with nine rebounds (four offensive), took two charges and had two assists with a steal and a blocked shot.

• Tied a season-high by pulling down **10 rebounds at LSU**, scored seven points and added two steals ... Took two charges.

• Had a breakout game in the win over Auburn (1/20) ... Scored seven points (including a 3-pointer) with seven rebounds, two assists, two blocked shots and a steal ... **Played all 20 minutes of the second half** in the come-from-behind win ... Grabbed an offensive rebound in midair and threw it down for his first career dunk to cap a 18-4 run and give Arkansas its first lead (47-45).

• Only played nine minutes versus Mississippi State, but had two steals to tie his season high.

• Had nine points and tied for team-high in rebounds with seven in the Kentucky win ... **Made a season-high 5-of-6 free throws** ... Scored four points late in the game, including a put-back on the offensive end at 3:06 to make the score 74-68 and making two free throws with 1:51 left to make the score 78-73.

• Dished out three assists at Missouri.

- Born June 29, 2002 in Fort Smith
- Consensus 4-star ... 2020 Gatorade Arkansas Player of the Year ... Top state prospect by 247
- Among incoming Frosh: Rated 56th by Rivals, 85th by 247Sports and 91st by ESPN
- If he could play with any former Razorback it would be Patrick Beverley or Corliss Williamson
- Parents: Michael and Linda Williams

• Led Razorbacks in Pts: .....	-
• Led Razorbacks in Rebs: .....	5
• CAREER: Double-figure Pts: .....	-
Double-figure Rebs: .....	2
20-pt gms: .....	-
Gms with a 3PT Made .....	5
Gms with 5+ Rebs: .....	6

JAYLIN WILLIAMS 2020-21 GAME STATS																			
Opponent	Date	GS	Min	FG	FGA	Pct	3FG	3A	Pct	FT	FTA	Pct	O	D	Tot	Avg	PF	FO	A
MISSISSIPPI VALLEY	11/25/20	20	3	5	.600	2	4	.500	1	1	1.000	2	8	10	10.0	0	0	1	1
NORTH TEXAS	1/28/20	DNP																	
UT ARLINGTON	12/02/20	12	0	0	.000	0	0	.000	0	0	.000	1	2	3	6.5	0	0	0	1
LIPSCOMB	12/05/20	18	2	5	.400	1	3	.333	1	1	1.000	1	6	7	6.7	4	0	1	2
SOUTHERN U.	12/09/20	13	0	1	.000	0	1	.000	0	2	.000	0	2	2	5.5	1	0	0	1
CENTRAL ARKANSAS	12/12/20	2	0	0	.000	0	0	.000	2	2	1.000	2	0	2	4.8	0	0	0	0
ORAL ROBERTS	12/20/20	DNP																	
ABILENE CHRISTIAN	12/22/20	4	0	0	.000	0	0	.000	0	0	.000	0	1	1	4.2	0	0	0	1
at Auburn	12/30/20	4	0	0	.000	0	0	.000	0	0	.000	1	1	2	3.9	2	0	1	0
MISSOURI	01/02/21	17	3	6	.500	1	4	.250	1	1	1.000	1	2	3	3.8	2	0	0	2
at Tennessee	01/06/21	*	14	3	3	1.000	0	0	.000	0	0	.000	0	2	2	3.6	2	0	4
GEORGIA	01/09/21	20	1	2	.500	0	0	.000	0	0	.000	4	5	9	4.1	3	0	2	3
at LSU	01/13/21	28	2	3	.667	0	0	.000	3	3	1.000	4	6	10	4.6	5	1	1	3
at Alabama	01/16/21	*	18	0	1	.000	0	0	.000	0	0	.000	0	2	2	4.4	1	0	1
AUBURN	01/20/21	29	3	4	.750	1	1	1.000	0	0	.000	2	5	7	4.6	3	0	2	1
at Vanderbilt	01/23/21	9	0	0	.000	0	0	.000	0	0	.000	0	1	1	4.4	0	0	1	1
OLE MISS	01/27/21	7	0	0	.000	0	0	.000	0	0	.000	0	3	3	4.3	3	0	1	0
at Oklahoma State	01/30/21	7	0	1	.000	0	0	.000	0	0	.000	1	3	4	4.3	2	0	1	0
MISSISSIPPI STATE	02/02/21	9	0	2	.000	0	2	.000	0	0	.000	0	0	0	4.0	2	0	1	0
at Kentucky	02/09/21	23	2	4	.500	0	1	.000	5	6	.833	1	6	7	4.2	3	0	0	1
at Missouri	02/13/21	14	1	3	.333	1	2	.500	1	2	.500	0	2	2	4.1	4	0	3	1
<b>Totals</b>		<b>2</b>	<b>268</b>	<b>20</b>	<b>40</b>	<b>.500</b>	<b>6</b>	<b>18</b>	<b>.333</b>	<b>14</b>	<b>18</b>	<b>.778</b>	<b>20</b>	<b>57</b>	<b>77</b>	<b>4.1</b>	<b>37</b>	<b>1</b>	<b>15</b>

PERSONAL BESTS	
<b>POINTS</b>	
Season: 9	vs Mississippi Valley State (11/25/20)
SEC: 8	vs Missouri (01/02/21)
<b>FG MADE</b>	
Season: 3 (4x)	last vs Auburn (01/20/21)
SEC: 3 (3x)	last vs Auburn (01/20/21)
<b>FG ATTEMPTED</b>	
Season: 6	vs Missouri (01/02/21)
SEC: 6	vs Missouri (01/02/21)
<b>3-POINT FG MADE</b>	
Season: 2	vs Mississippi Valley State (11/25/20)
SEC: 1 (3x)	last at Missouri (02/13/21)
<b>3-PT FG ATTEMPTS</b>	
Season: 4 (2x)	last vs Missouri (01/02/21)
SEC: 4	vs Missouri (01/02/21)
<b>FT MADE</b>	
Season: 3	at LSU (01/13/21)
SEC: 3	at LSU (01/13/21)
<b>FT ATTEMPTED</b>	
Season: 3	at LSU (01/13/21)
SEC: 3	at LSU (01/13/21)
<b>REBOUNDS</b>	
Season: 10 (2x)	last at LSU (01/13/21)
SEC: 10	at LSU (01/13/21)
<b>ASSISTS</b>	
Season: 3	at Missouri (02/13/21)
SEC: 3	at Missouri (02/13/21)
<b>STEALS</b>	
Season: 2 (2x)	last vs Mississippi State (02/02/21)
SEC: 2 (2x)	last vs Mississippi State (02/02/21)
<b>BLOCKED SHOTS</b>	
Season: 2 (2x)	last vs Missouri (01/02/21)
SEC: 2	vs Missouri (01/02/21)
<b>MINUTES</b>	
Season: 28:26	vs Auburn (01/20/21)
SEC: 28:26	vs Auburn (01/20/21)

JAYLIN WILLIAMS CAREER STATISTICS																			
Year	GP	GS	Min	Avg	FG	FGA	Pct	3FG	3FGA	Pct	FT	FTA	Pct	Off	Def	Tot	Avg	PF	FO
2020-21	19	2	268	14.1	20	40	.500	6	18	.333	14	18	.778	20	57	77	4.1	37	1



JALEN  
TATE

Gr.Sr. | 6 | 6-6 | 175

Pickerington, Ohio /  
Northern Kentucky

11

@jtate\_the\_great

@jalen\_tate11

- Born June 18, 1998 in Toledo, Ohio
- Parents: Jermaine and Jenice Tate
- Graduated from Northern Kentucky - Spring of 2020 - B.A. in organizational leadership
- Pursuing his master's in adult and lifelong learning at the University of Arkansas
- If he could play with any former Razorback it would be Patrick Beverley.

- Rated the 5th-best Graduate Transfer in the Nation by NBCSports.com — 8th-best by 247Sports.com.
- Scored 950 points at NKU and finished in the NKU top 20 for career assists (285), steals (129) and blocked shots (53) ...
- Horizon League Defensive Player of the Year (2020) — 3x Horizon League All-Defensive Team (2018, 2019, 2020) — All-Horizon League Third Team (2020) — Horizon League Tournament MVP (2020) — 2x Horizon League All-Tournament Team (2019, 2020) — Horizon League All-Freshman Team (2018).
- Praised by Coach Musselman for his leadership on the floor and in huddles ... Usually assigned to defend the opponent's best offensive player ... Second on the team by taking eight charges this season ... 12th in the SEC in steals (1.4)
- Ranks 3rd in the SEC in assists (4.4)
- Has 1,000-plus career points — 400-plus career rebounds — 300-plus career assists
- Has two double-doubles this year (UCA and UGA) ... He had a combined 21 assists with one turnover in the two games.
- In addition to strong offensive efforts in wins over Auburn (14 pts) and Vandy (25 pts), had 18 deflections — nine in each game ... Added season-best 10 versus Mississippi State
- In Arkansas' current 6-game SEC win streak: 13.4 ppg — 8-of-19 3PT FG (42.1%) — 4.7 asts/gm — 2.5 stl/gm — 8.1 deflec/gm

## 2020-21 HIGHLIGHTS:

- Only played 17 minutes in the opener, but had 12 points, six assists, five rebounds and a steal.
- Scored just two points versus North Texas, but was praised by Coach Muss for his play in the win ... Namely, shutdown reigning C-USA Player of the Year Javiion Hamlet to just 1-of-4 shooting from the field (0-0 from 3-point range) in 30 minutes.
- Stuffed the stat sheet versus UTA with 14 points, six rebounds, four assists, a steal and a blocked shot ... Also had the team's best plus/minus at +17.
- Tallied his third career double-double — first in points and assist — versus Central Arkansas with 17 points and a career-high 11 assists .. Had zero turnovers.
- Only played 27 minutes versus Abilene Christian, missing the final 10 minutes due to an ankle injury ... Had seven rebounds and five assists before exiting.
- Scored 12 at Auburn (5-of-8 FG) with three rebounds and four assists.
- Had 15 points (7-of-11 shooting), six assists and five rebounds at Tennessee.
- For the second-straight game, had 15 points but added 10 assists versus Georgia for his second double-double of the year ... Only committed one turnover in his 35 minutes played with two steals and four rebounds.
- Kept Arkansas in the game vs Auburn (1/20) by scoring 10 of his 14 points in the first half, including a 3-pointer to trim a 16-point deficit with 2:06 left (Arkansas would trail by 12 at the break and won the game) ... Added five assists and a season-high four steals.
- Had his best game as a Razorback (and second-best career game overall) ... Scored a season-high 25 points (9-of-15 FG and 3-of-5 3PT) with eight assists, one turnover, five rebounds and tied season-high with four steals.
- Only scored six points in the Mississippi State win, but had a season-high 10 deflections, with three steals and a blocked shot, adding five assists.
- Scored a team-high 15 points (first time to lead the team in scoring this year) and hit two free throws with 4.3 seconds left to give Arkansas an 81-80 win at Kentucky ... Made a season-high five free throws (5-of-5).
- For the second straight game, made a key play late to give Arkansas a win at #10 Missouri as he blocked a shot with 21 seconds left in overtime and the Hogs up one ... Finished with 14 points, four assists and four rebounds.

## JALEN TATE 2020-21 GAME STATS

Opponent	Date	GS	Min	FG	FGA	Pct	3FG	3A	Pct	FT	FTA	Pct	O	D	Tot	Avg	PF	FO	A	TO	Blk	Stl	Pts	Avg	
MISSISSIPPI VALLEY	11/25/20	*	17	4	7	.571	2	3	.667	2	3	.667	1	4	5	5.0	3	0	6	2	0	1	12	12.0	
NORTH TEXAS	11/28/20	*	26	1	5	.200	0	0	.000	0	0	.000	2	2	4	4.5	4	0	2	3	0	1	2	7.0	
UT ARLINGTON	12/02/20	*	33	6	12	.500	1	3	.333	1	1	1.000	3	3	6	5.0	2	0	4	1	1	1	14	9.3	
LIPSCOMB	12/05/20	*	13	3	4	.750	0	0	.000	0	0	.000	1	3	4	4.8	3	0	3	2	1	0	6	8.5	
SOUTHERN U.	12/09/20	*	25	5	9	.556	1	4	.250	1	2	.500	0	4	4	4.6	1	0	2	2	0	2	12	9.2	
CENTRAL ARKANSAS	12/12/20	*	30	6	8	.750	3	5	.600	2	2	1.000	0	1	1	4.0	1	0	11	0	1	1	17	10.5	
ORAL ROBERTS	12/20/20	*	39	4	10	.400	0	1	.000	0	0	.000	3	3	6	4.3	4	0	4	5	0	1	8	10.1	
ABILENE CHRISTIAN	12/22/20	*	26	3	8	.375	0	2	.000	2	4	.500	5	2	7	4.6	2	0	5	4	0	1	8	9.9	
at Auburn	12/30/20	*	29	5	8	.625	0	1	.000	2	2	1.000	0	3	3	4.4	4	0	4	2	0	2	12	10.1	
MISSOURI	01/02/21	*	30	3	5	.600	1	3	.333	1	2	.500	0	1	1	4.1	5	1	1	1	0	0	8	9.9	
at Tennessee	01/06/21	*	30	7	11	.636	1	2	.500	0	1	.000	0	5	5	4.2	4	0	6	6	0	1	15	10.4	
GEORGIA	01/09/21	*	35	5	10	.500	1	2	.500	4	5	.800	1	3	4	4.2	2	0	10	1	0	2	15	10.8	
at LSU	01/13/21	*	21	2	5	.400	1	4	.250	1	2	.500	0	1	1	3.9	2	0	1	4	0	0	6	10.4	
at Alabama	01/16/21	*	29	4	9	.444	0	2	.000	2	2	1.000	0	4	4	3.9	3	0	3	6	0	1	10	10.4	
AUBURN	01/20/21	*	34	6	10	.600	2	4	.500	0	1	.000	1	3	4	3.9	5	1	5	5	1	4	14	10.6	
at Vanderbilt	01/23/21	*	37	9	15	.600	3	5	.600	4	7	.571	2	3	5	4.0	2	0	8	1	1	4	25	11.5	
OLE MISS	01/27/21	*	37	3	7	.429	2	4	.500	1	3	.333	1	1	2	3.9	3	0	3	3	0	2	9	11.4	
at Oklahoma State	01/30/21	*	24	1	5	.200	0	0	.000	1	2	.500	0	0	0	3.7	1	0	2	4	0	1	3	10.9	
MISSISSIPPI STATE	02/02/21	*	29	2	9	.222	0	2	.000	2	2	1.000	1	2	3	3.6	2	0	5	2	1	3	6	10.6	
at Kentucky	02/09/21	*	37	5	10	.500	0	2	.000	5	5	1.000	1	3	4	3.7	2	0	3	4	0	1	15	10.9	
at Missouri	02/13/21	*	40	5	9	.556	1	2	.500	3	4	.750	2	2	4	3.7	4	0	4	2	1	1	14	11.0	
Totals			21	621	89	176	.506	19	51	.373	34	50	.680	24	53	77	3.7	59	2	92	60	7	30	231	11.0

## DOUBLE-DOUBLES (4)

SOPHOMORE	(1)
01/26/19 • MILWAUKEE	13 pts 10 reb
JUNIOR	(1)
01/31/20 • at Green Bay	17 pts 12 reb
GRAD SENIOR	(2)
12/20/20 • CENTRAL ARKANSAS	17 pts 11 ast
01/09/21 • GEORGIA	15 pts 10 ast

- Dished 300th career assist vs LIP (12/05/20)
- Scored 1,000th career point vs UCA (12/20)
- Grabbed 400th career rebound vs AUB (1/20)
- Led his team in Pts: ..... 13
- Led his team in Rebs: ..... 6
- CAREER: Double-figure Pts: ..... 57
- 20-pt gms: ..... 6
- Gms with 5+ Assists: ..... 27
- Gms with 3+ Steals: ..... 12

## PERSONAL BESTS

POINTS	
Season: 25	at Vanderbilt (01/23/21)
Career: 31	vs IUPUI (02/14/20)
SEC: 25	at Vanderbilt (01/23/21)

FG MADE	
Season: 9	at Vanderbilt (01/23/21)
Career: 11	at Green Bay (02/14/20)
SEC: 9	at Vanderbilt (01/23/21)

FG ATTEMPTED	
Season: 15	at Vanderbilt (01/23/21)
Career: 19	at Green Bay (02/14/20)
SEC: 15	at Vanderbilt (01/23/21)

3-PT FG MADE	
Season: 3 (2x)	last at Vanderbilt (01/23/21)
Career: 4	at Green Bay (02/14/20)
SEC: 3	at Vanderbilt (01/23/21)

3-PT FG ATT	
Season: 5 (2s)	last at Vanderbilt (01/23/21)
Career: 5 (3x)	last at Vanderbilt (01/23/21)
SEC: 5	at Vanderbilt (01/23/21)

FT MADE	
Season: 5	at Kentucky (02/09/21)
Career: 10	vs Green Bay (03/09/20)
SEC: 5	at Kentucky (02/09/21)

FT ATTEMPTED	
Season: 7	at Vanderbilt (01/23/21)
Career: 15	vs Green Bay (03/09/20)
SEC: 7	at Vanderbilt (01/23/21)

REBOUNDS	
Season: 7	vs Abilene Christian (12/22/20)
Career: 12	at Green Bay (01/31/20)
SEC: 5	at Tennessee (01/06/21)

ASSISTS	
Season: 11	vs Central Arkansas (12/20/20)
Career: 11	vs Central Arkansas (12/20/20)
SEC: 10	vs Georgia (01/09/21)

STEALS	
Season: 5	vs Auburn (01/20/21)
Career: 6	vs IUPUI (02/14/20)
SEC: 5	vs Auburn (01/20/21)

BLOCKED SHOTS	
Season: 1 (6x)	last vs Mississippi State (02/02/21)
Career: 3 (3x)	last at Detroit Mercy (01/05/19)
SEC: 1 (3x)	last vs Mississippi State (02/02/21)

MINUTES	
Season: 40:36	at Missouri (02/13/21)
Career: 40:36	at Missouri (02/13/21)
SEC: 40:36	at Missouri (02/13/21)

\* - Granted medical redshirt in 2016-17 due to injury

## JALEN TATE CAREER STATISTICS

Year	GP	GS	Min	Avg	FG	FGA	Pct	3FG	3FGA	Pct	FT	FTA	Pct	Off	Def	Tot	Avg	PF	FO	Ast	TO	Blk	Stl	Pts	Avg
2016-17 (NKU)*	8	8	150	18.8	14	34	.418	1	10	.100	8	24	.333	4	12	16	2.0	24	1	13	10	2	7	37	4.6
2017-18 (NKU)	32	31	731	22.8	71	151	.470	6	28	.214	35	55	.634	9	63	72	2.3	102	3	65	37	19	44	183	5.7
2018-19 (NKU)	31	23	837	27.0	159	295	.539	24	59	.407	83	136	.610	30	106	136	4.4	92	1	128	76	21	37	425	13.7
2019-20 (NKU)	22	20	666	30.3	112	231	.485	8	44	.182	73	108	.676	34	84	118	5.4	66	1	79	60	11	41	305	13.9
2020-21 (ARK)	21	21	621	29.6	89	176	.506	19	51	.373	34	50	.680	24	53	77	3.7	59	2	92	60	7	30	231	11.0
TOTAL	114	103	3005	26.4	445	887	.502	58	192	.302	233	373	.625	101	318	419	3.7	343	8	377	243	60	159	1181	10.4

# KHALEN "KK" ROBINSON

Fr. | 6 | 6-0 | 175

Little Rock, Ark. | Oak Hill Academy

**12**

@onekrob2

@khal2n

## MADE THE DEPARTMENT'S HONOR ROLL (GPA BETWEEN 3.0-3.49) FOR FALL 2020

Had surgery to repair a one fracture on his right foot on Jan. 10, 2021 ... Will be out for rest of the season (at least four months)

### 2020-21 HIGHLIGHTS

- Scored 15 in collegiate debut (5-8 FG • 3-5 3PT) with three assists, three rebounds and a steal.

- Born Aug. 7, 2001 in Little Rock
- Parents: Kelvin and Rheagan Robinson
- Consensus 4-star ... 3x first team All-State (2x in Ark. and once in Va.)
- Among incoming Frosh: Rated 36th by 247Sports, 62nd by Rivals and 79th by ESPN
- If he could play with any former Razorback it would be Daniel Gafford

<b>CAREER:</b>	Double-figure Pts:.....	1
	20-pt gms:.....	-
	Gms with a 3PT FG:.....	2
	Gms with 3+ 3PT FG:.....	1
	Gms with 3+ Assists:.....	1

KHALEN ROBINSON 2020-21 GAME STATS																			
Opponent	Date	GS	Min	FG	FGA	Pct	3FG	3A	Pct	FT	FTA	Pct	O	D	Tot	Avg	PF	FO	A
MISSISSIPPI VALLEY	11/25/20	18	5	8	.625	3	5	.600	2	2	1.000	0	2	2	2.0	0	0	3	1
NORTH TEXAS	11/28/20	6	0	1	.000	0	1	.000	2	2	1.000	0	0	0	1.0	1	0	0	0
UT ARLINGTON	12/02/20	13	1	1	1.000	1	1	1.000	0	0	.000	0	0	0	0.7	5	1	1	0
LIPSCOMB	12/05/20	21	2	6	.333	1	3	.333	0	0	.000	0	2	2	1.0	3	0	4	0
SOUTHERN U.	12/09/20	14	0	4	.000	0	2	.000	1	2	.500	0	2	2	1.2	1	0	1	2
CENTRAL ARKANSAS	12/12/20	2	0	0	.000	0	0	.000	0	0	.000	0	0	0	1.0	0	0	0	1
ORAL ROBERTS	12/20/20	2	0	0	.000	0	0	.000	0	0	.000	0	1	1	1.0	2	0	0	1
ABILENE CHRISTIAN	12/22/20	7	1	1	1.000	0	0	.000	1	2	.500	0	1	1	1.0	0	0	1	1
at Auburn	12/30/20	2	0	0	.000	0	0	.000	0	0	.000	0	0	0	0.9	1	0	0	0
MISSOURI	01/02/21	2	0	0	.000	0	0	.000	0	0	.000	0	0	0	0.8	1	0	0	0
at Tennessee	01/06/21	5	0	0	.000	0	0	.000	0	0	.000	0	2	2	0.9	2	0	1	1
GEORGIA	01/09/21	DNP-Inj																	
at LSU	01/13/21	DNP-Inj																	
at Alabama	01/16/21	DNP-Inj																	
AUBURN	01/20/21	DNP-Inj																	
at Vanderbilt	01/23/21	DNP-Inj																	
OLE MISS	01/27/21	DNP-Inj																	
at Oklahoma State	01/30/21	DNP-Inj																	
MISSISSIPPI STATE	02/02/21	DNP-Inj																	
at Kentucky	02/09/21	DNP-Inj																	
at Missouri	02/13/21	DNP-Inj																	
<b>Totals</b>		<b>0</b>	<b>92</b>	<b>9</b>	<b>21</b>	<b>.429</b>	<b>5</b>	<b>12</b>	<b>.417</b>	<b>6</b>	<b>8</b>	<b>.750</b>	<b>0</b>	<b>10</b>	<b>10</b>	<b>0.9</b>	<b>16</b>	<b>1</b>	<b>11</b>

## PERSONAL BESTS

<b>POINTS</b>	Season: 15	vs Mississippi Valley State (11/25/20)
SEC: -		
<b>FG MADE</b>	Season: 5	vs Mississippi Valley State (11/25/20)
SEC: -		
<b>FG ATTEMPTED</b>	Season: 8	vs Mississippi Valley State (11/25/20)
SEC: -		
<b>3-POINT FG MADE</b>	Season: 3	vs Mississippi Valley State (11/25/20)
SEC: -		
<b>3-PT FG ATTEMPTS</b>	Season: 5	vs Mississippi Valley State (11/25/20)
SEC: -		
<b>FT MADE</b>	Season: 2 (2x)	last vs North Texas (11/28/20)
SEC: -		
<b>FT ATTEMPTED</b>	Season: 2 (3x)	last vs Southern (12/09/20)
SEC: -		
<b>REBOUNDS</b>	Season: 3	vs Mississippi Valley State (11/25/20)
SEC: 2	at Tennessee (01/06/21)	
<b>ASSISTS</b>	Season: 4	vs Lipscomb (12/05/20)
SEC: 1	at Tennessee (01/06/21)	
<b>STEALS</b>	Season: 1	vs Mississippi Valley State (11/25/20)
SEC: -		
<b>BLOCKED SHOTS</b>	Season: 1	vs Oral Roberts (12/20/20)
SEC: -		
<b>MINUTES</b>	Season: 20:36	vs Mississippi Valley State (11/25/20)
SEC: 4:52	at Tennessee (01/06/21)	

## KHALEN ROBINSON CAREER STATISTICS

Year	GP	GS	Min	Avg	FG	FGA	Pct	3FG	3FGA	Pct	FT	FTA	Pct	Off	Def	Tot	Avg	PF	FO	Ast	TO	Blk	Stl	Pts	Avg
2020-21	11	0	92	8.4	9	21	.429	5	12	.417	6	8	.750	0	10	10	0.9	16	1	11	6	1	3	29	2.6

# ABAYOMI "BAYBE" IYIOLA 22

R-Jr. / F / 6-9 / 230  
Atlanta, Ga. / Stetson Univ.

@abosticall  
baybe\_iyiola

• Had knee (right) surgery in the summer ... Began practicing with the team on Dec. 26.

• Played two seasons at Stetson University, transferring to Arkansas for the 2019-20 season ... Originally from Nigeria but played all four years of high school at Greenforest Academy ... Led the Hatters in both scoring (10.8 avg.) and rebounding (7.6 avg.) in 2018-19 and was named to the 2018 ASUN All-Freshman team.

- Born: Jan. 20, 1998 in Ibadan, Nigeria
- Parents: Son of Lasidi and Alirat Iyiola
- Pronounced **ah-BAH-yum-Mee EE-EE-oh-la ... Goes by Baybe (pronounced Bay-bey)**
- In 2 yrs at Stetson, led the Hatters in scoring 10x and rebounding 38x
- Member of SAAC ... Had knee surgery in summer of 2020 and will be out until Jan. 2021

• 66 rebs to 400  
• Led his team in Pts: ..... 10  
• Led his team in Rebs: ..... 38  
• CAREER: Double-figure Pts: ..... 33  
20-pt gms: ..... 3  
Double-figure Rebs: ..... 14  
Games with 3+ Blks: ..... 3

## DOUBLE-DOUBLES (12)

SOPHOMORE (8)			
11/11/18 • at Missouri State	14 pts	11 reb	
11/23/18 • VMI	^ 12 pts	13 reb	
11/26/18 • at Bethune-Cookman	^ 16 pts	10 reb	
12/05/18 • Western Illinois	22 pts	11 reb	
01/27/19 • Lipscomb	12 pts	10 reb	
02/02/19 • Kennesaw State	^ 15 pts	11 reb	
02/05/19 • at Liberty	^ 16 pts	12 reb	
02/26/19 • at North Florida	16 pts	13 reb	
^ - back-to-back games			

FRESHMAN (4)			
11/10/17 • Webber International	21 pts	13 reb	
01/13/18 • USC Upstate	12 pts	11 reb	
02/10/18 • at NJIT	12 pts	11 reb	
02/26/18 • at Lipscomb	18 pts	10 reb	

## ABAYOMI IYIOLA 2020-21 GAME STATS

Opponent	Date	GS	Min	FG	FGA	Pct	3FG	3A	Pct	FT	FTA	Pct	O	D	Tot	Avg	PF	FO	A	TO	Blk	Stl	Pts	Avg
MISSISSIPPI VALLEY	11/25/20	DNP-Inj																						
NORTH TEXAS	1/28/20	DNP-Inj																						
UT ARLINGTON	12/02/20	DNP-Inj																						
LIPSCOMB	12/05/20	DNP-Inj																						
SOUTHERN U.	12/09/20	DNP-Inj																						
CENTRAL ARKANSAS	12/12/20	DNP-Inj																						
ORAL ROBERTS	12/20/20	DNP-Inj																						
ABILENE CHRISTIAN	12/22/20	DNP-Inj																						
at Auburn	12/30/20	DNP-Inj																						
MISSOURI	01/02/21	DNP-Inj																						
at Tennessee	01/06/21	DNP-Inj																						
GEORGIA	01/09/21	DNP-Inj																						
at LSU	01/13/21	DNP-Inj																						
at Alabama	01/16/21	DNP-Inj																						
AUBURN	01/20/21	DNP-Inj																						
at Vanderbilt	01/23/21	DNP-Inj																						
OLE MISS	01/27/21	DNP-Inj																						
at Oklahoma State	01/30/21	DNP-Inj																						
MISSISSIPPI STATE	02/02/21	DNP-Inj																						
at Kentucky	02/09/21	DNP-Inj																						
at Missouri	02/13/21	DNP-Inj																						
Totals	--																							

## PERSONAL BESTS

### POINTS

Season:  
Career: 40 vs Florida Memorial (11/21/18)  
SEC:

### FG MADE

Season:  
Career: 16 vs Florida Memorial (11/21/18)  
SEC:

### FG ATTEMPTED

Season:  
Career: 23 at NC State (12/22/17)  
SEC:

### 3-POINT FG MADE

Season:  
Career: 5 (6x) last vs FGCU (03/01/19)  
SEC:

### 3-PT FG ATTEMPTS

Season:  
Career: 14 vs FGCU (03/01/19)  
SEC:

### FT MADE

Season:  
Career: 6 (5x) last at North Florida (01/24/19)  
SEC:

### FT ATTEMPTED

Season:  
Career: 9 vs Bethune-Cookman (11/30/17)  
SEC:

### REBOUNDS

Season:  
Career: 14 vs Stetson (01/30/19)  
SEC:

### ASSISTS

Season:  
Career: 10 at Kennesaw State (01/09/19)  
SEC:

### STEALS

Season:  
Career: 5 (2x) at FGCU (02/02/19)  
SEC:

### BLOCKED SHOTS

Season:  
Career: 3 (3x) last vs North Florida (02/20/19)  
SEC:

### MINUTES

Season:  
Career: 46 vs Gardner-Webb (11/26/17)  
SEC:

## ABOYOMI IYIOLA CAREER STATISTICS

Year	GP	GS	Min	Avg	FG	FGA	Pct	3FG	3FGA	Pct	FT	FTA	Pct	Off	Def	Tot	Avg	PF	FO	Ast	TO	Blk	Stl	Pts	Avg
2017-18 (STET)	32	8	616	19.3	139	268	.519	0	3	.000	44	65	.677	77	122	199	6.2	97	3	5	35	21	16	322	10.1
2018-19 (STET)	31	31	709	22.9	135	279	.484	1	8	.125	63	86	.733	85	150	235	7.6	88	3	14	40	37	30	334	10.8
2019-20 - REDSHIRTED																									
2020-21 (ARK)																									
TOTAL	63	39	1325	21.0	274	547	.501	1	11	.091	107	151	.709	162	272	434	6.9	185	6	19	75	58	46	656	10.4





# CONNOR VANOVER

R-So. | F | 7-3 | 247

Little Rock, Ark. | California

**23**

@Vanover\_Connor

@cv\_23

- Born: June 23, 1999 in Little Rock
- Parents: Chris and Robyn Vanover
- Mother played for UA women's basketball (1986-89) and led team in blocked shots 3x
- Has two older brothers, twins Brandon (7-0) and Justin (7-1)
- Rated the 44th-best "Sit-Out" Transfer in the Nation by ESPN.com

• Rated the 44th-best "Sit-Out" Transfer in the Nation by ESPN.com for the 2020-21 season.

• Played one season at Cal ... Averaged 12.8 points and 5.0 rebounds over his final 10 games ... Included in the 10-game span was a career-high 24 points versus Stanford and eight boards against Southern California ... Led the team with 35 blocked shots and shot 35.5 percent from 3-point range (27-of-76).

- Coach Musselman said his play at Auburn in the SEC opener was "his best overall game" ... Also praised for his effort in the win over Ole Miss
- Was just 6-of-6 at the free throw line through eight games but was 6-of-6 at the line in game nine alone (at Auburn).
- **Is perfect 19-of-19 at the line this season**
- Had six blocks vs North Texas — In his last five games, has 17 blocked shots
  - 5 vs Ole Miss • 5 at Ok State • 3 vs Miss State • 2 at UK • 2 at MIZ
  - 3rd SEC / 35th NCAA in blocked shots (2.0) ... 20th in NCAA/2nd SEC in total blocked shots (42)
- On a per 40 minute basis, averages 16.6 pts • 11.7 rebounds • 4.2 blocks
- 10th in the SEC in defensive rebounds (4.45) and 20th in the SEC in overall rebounding (5.7).
- **Third on the team with Plus-Minus of +195 AND has a team-best +19.69 per 40 minutes.**
- Starting with SEC play, made just 4 of his 1st 21 (19%) from 3-point range ... **LAST 4 GMS: 6-of-15 (37.5%)**

• Led his team in Pts: .....	3
• Led his team in Rebs: .....	7
• CAREER: Double-figure Pts: .....	14
Double-figure rebs: .....	2
20-pt gms: .....	2
Gms with a 3 PT FG: .....	26
Gms with 3+ 3PT FG: .....	2
Gms with 3+ Blks: .....	11

## 2020-21 HIGHLIGHTS:

- Had a game-high 23 points — one shy of his career high — and tied a then career-high with eight rebounds ... Drained 4-of-5 from 3-point range and added three blocked shots ... 23 pts ties for 3rd-best production by a Razorback in his debut since 1980.
- Only scored six points, but had a **career-high 16 rebounds** and **tied his career-high with six blocked shots** ... Only Razorback on record to have as many as 16 rebounds and six blocked shots in a game ... Only SEC player to have 16 and 6 since in a game since Kentucky's Anthony Davis had 16 and 6 (ironically with just six points too) in the 2012 national championship game.
- Scored 12 points in just 12 minutes versus UT Arlington, making 5-of-6 shots, including 2-of-3 from 3-point range.
- Was just 2-of-8 from the field (all 3-pointers) versus Lipscomb but had a game-high nine rebounds with four blocked shots in just 15 minutes played.
- Only scored three points vs Southern (a 3-pointer) but had nine rebounds (all defensive) with three blocked shots and a **career-high three steals**.
- Had his second career double-digit rebound game with 10 versus Central Arkansas (nine defensive) ... Added nine points and two blocked shots.
- Pumped in 17 points, making 6-of-6 from the free throw line, at Auburn with five rebounds.
- Contributed 12 points and seven rebounds at Tennessee, making 5-of-9 FG and 1-of-3 3PT.
- In the win vs Ole Miss, only scored eight points, but effected the game in may ways ... Had a team-best seven rebounds (only had 10 in previous five games) and blocked five shots (only had five in his previous 10 games) ... **Played all 20 minutes of the second half** and 28:45 for the game (only played 40 total minutes his previous five games including 18 at Vandy).
- For the second straight game, had five blocked shots (all in the second half) at Oklahoma State.
- Led Arkansas with 13 points versus Mississippi State, adding eight rebounds, three blocked shots and two steals ... **Played all 20 minutes of the second half** with 11 points, six boards, both steals and all three blocked shots.
- Made four field goals and scored 12 points at Kentucky ... Sank 2-of-4 3-pointers and had two dunks ... Snapped an eight-game streak with no free throws by going 2-of-2 ... Recorded two blocked shots.
- Had 12 points and two blocked shots at Missouri ... Struggled early (zero stats in 4:07 playing time in the first half) ... Played 18:26 of the second half and scored all 12 of his points (5-of-6 shooting overall and 2-of-3 from 3-point range) with two assists.

## CONNOR VANOVER 2020-21 GAME STATS

Opponent	Date	GS	Min	FG	FGA	Pct	3FG	3A	Pct	FT	FTA	Pct	O	D	Tot	Avg	PF	FO	A	TO	Blk	Stl	Pts	Avg
MISSISSIPPI VALLEY	11/25/20		19	8	11	.727	4	5	.800	3	3	1.000	3	5	8	8.0	0	0	0	0	3	0	23	23.0
NORTH TEXAS	11/28/20	*	34	3	4	.750	0	1	.000	0	0	.000	2	14	16	12.0	2	0	2	2	6	0	6	14.5
UT ARLINGTON	12/02/20	*	12	5	6	.833	2	3	.667	0	0	.000	1	1	2	8.7	1	0	0	0	2	1	12	13.7
LIPSCOMB	12/05/20	*	15	2	8	.250	2	8	.250	0	0	.000	0	9	9	8.8	0	0	1	0	4	1	6	11.8
SOUTHERN U.	12/09/20	*	20	1	4	.250	1	3	.333	0	0	.000	0	9	9	8.8	1	0	0	0	3	3	3	10.0
CENTRAL ARKANSAS	12/12/20	*	27	4	8	.500	1	2	.500	0	0	.000	1	9	10	9.0	1	0	0	1	2	0	9	9.8
ORAL ROBERTS	12/20/20	*	9	1	5	.200	1	3	.333	0	0	.000	1	2	3	8.1	0	0	0	0	0	0	3	8.9
ABILENE CHRISTIAN	12/22/20	*	26	2	5	.400	0	2	.000	3	3	1.000	1	3	4	7.6	2	0	2	1	0	0	7	8.6
at Auburn	12/30/20	*	26	5	11	.455	1	6	.167	6	6	1.000	3	2	5	7.3	3	0	0	0	1	1	17	9.6
MISSOURI	01/02/21	*	20	0	11	.000	0	5	.000	4	4	1.000	2	5	7	7.3	3	0	2	0	2	2	4	9.0
at Tennessee	01/06/21	*	27	5	9	.556	1	3	.333	1	1	1.000	2	5	7	7.3	4	0	0	0	1	0	12	9.3
GEORGIA	01/09/21	*	3	0	0	.000	0	0	.000	0	0	.000	1	1	2	6.8	0	0	0	1	0	0	0	8.5
at LSU	01/13/21	*	8	1	3	.333	1	2	.500	0	0	.000	1	1	2	6.5	1	0	0	0	0	0	3	8.1
at Alabama	01/16/21	*	2	0	0	.000	0	0	.000	0	0	.000	0	0	0	6.0	0	0	0	0	0	0	0	7.5
AUBURN	01/20/21	*	9	1	3	.333	0	1	.000	0	0	.000	0	3	3	5.8	0	0	0	0	0	0	2	7.1
at Vanderbilt	01/23/21	*	18	2	3	.667	1	2	.500	0	0	.000	0	3	3	5.6	0	0	1	1	0	5	7.0	
OLE MISS	01/27/21	*	29	4	8	.500	0	2	.000	0	0	.000	2	5	7	5.7	3	0	1	1	5	0	8	7.1
at Oklahoma State	01/30/21	*	26	4	9	.444	1	4	.250	0	0	.000	1	3	4	5.6	1	0	0	3	5	1	9	7.2
MISSISSIPPI STATE	02/02/21	*	29	6	11	.545	1	4	.250	0	0	.000	3	5	8	5.7	4	0	2	3	3	2	13	7.5
at Kentucky	02/09/21	*	17	4	7	.571	2	4	.500	2	2	1.000	0	4	4	5.7	2	0	0	0	2	0	12	7.7
at Missouri	02/13/21	*	25	5	7	.714	2	4	.500	0	0	.000	1	3	4	5.6	3	0	2	3	2	0	12	7.9
Totals		19	401	63	133	.474	21	64	.328	19	19	1.000	25	92	117	5.6	31	0	13	16	42	11	166	7.9

## PERSONAL BESTS

<b>POINTS</b>		
Season: 23	vs Mississippi Valley State (11/25/20)	
Career: 24	at Stanford (03/07/19)	
SEC: 17	at Auburn (12/30/20)	

<b>FG MADE</b>		
Season: 8	vs Mississippi Valley State (11/25/20)	
Career: 9	at Stanford (03/07/19)	
SEC: 6	vs Mississippi State (02/02/21)	

<b>FG ATTEMPTED</b>		
Season: 11 (4x)	last vs Mississippi State (02/02/21)	
Career: 15	vs Washington (02/28/19)	
SEC: 11 (3x)	last vs Mississippi State (02/02/21)	

<b>3-POINT FG MADE</b>		
Season: 4	vs Mississippi Valley State (11/25/20)	
Career: 5	at Stanford (03/07/19)	
SEC: 2 (2x)	last at Missouri (02/13/21)	

<b>3-PT FG ATTEMPTS</b>		
Season: 8	vs Lipscomb (12/05/20)	
Career: 8	vs Lipscomb (12/05/20)	
SEC: 6	at Auburn (12/30/20)	

<b>FT MADE</b>		
Season: 6	at Auburn (12/30/20)	
Career: 6	at Auburn (12/30/20)	
SEC: 6	at Auburn (12/30/20)	

<b>FT ATTEMPTED</b>		
Season: 6	at Auburn (12/30/20)	
Career: 6	at Auburn (12/30/20)	
SEC: 6	at Auburn (12/30/20)	

<b>REBOUNDS</b>		
Season: 16	vs North Texas (11/28/20)	
Career: 16	vs North Texas (11/28/20)	
SEC: 8	vs Mississippi State (02/02/21)	

<b>ASSISTS</b>		
Season: 2 (5x)	last at Missouri (02/13/21)	
Career: 2 (7x)	last at Missouri (02/13/21)	
SEC: 2 (2x)	last at Missouri (02/13/21)	

<b>STEALS</b>		
Season: 3	vs Southern (12/09/20)	
Career: 3	vs Southern (12/19/20)	
SEC: 2 (2x)	last vs Mississippi State (02/02/21)	

<b>BLOCKED SHOTS</b>		
Season: 6	vs North Texas (11/28/20)	
Career: 6 (2x)	last vs North Texas (11/28/20)	
SEC: 5	vs Ole Miss (01/27/21)	

<b>MINUTES</b>		
Season: 34:05	vs North Texas (11/28/20)	
Career: 34:05	vs North Texas (11/28/20)	
SEC: 28:45	at Auburn (12/30/20)	

## CONNOR VANOVER CAREER STATISTICS

Year	GP	GS	Min	Avg	FG	FGA	Pct	3FG	3FGA	Pct	FT	FTA	Pct	Off	Def	Tot	Avg	PF	FO	Ast	TO	Blk	Stl	Pts	Avg
2018-19 (CAL)	28	15	491	17.5	83	177	.469	27	76	.355	16	24	.667	21	62	83	3.0	38	2	5	18	35	7	209	7.5
2019-20 - REDSHIRTED																									
2020-21 (ARK)	21	19	401	19.1	63	133	.474	21	64	.328	19	19	1.000	25	92	117	5.6	31	0	13	16	42	11	166	7.9
TOTAL	49	34	892	18.2	146	310	.471	48	140	.343	35	43	.814	46	154	200	4.1	69	2	18	34	77	18	375	7.7



# ETHAN HENDERSON

Jr. | F | 6-8 | 210

Little Rock, Ark. | Parkview Magnet HS

- Has been productive in his limited playing time.
- On a per 40-minute basis, averages 10.2 rebounds and 3.6 blocked shots.
- Of his five field goals made, three are dunks.

## 2020-21 HIGHLIGHTS:

- Had a productive 1531 minutes played at Alabama with four rebounds and a season-high three blocked shots.

24

@kvng44

@kvng44

- Born: Feb. 14, 2000 in Little Rock
- His ultimate pick-up game would be his team (with Kobe, LeBron, Shaq & Kyrie) vs. Stephen, Magic, Stockton, The Admiral & Kareem.
- If he could play with any former Razorback it would be Scottie Thurman.

- Led the Razorbacks in Rebs: .....2
- Double-figure Pts: .....1

## ETHAN HENDERSON 2020-21 GAME STATS

Opponent	Date	GS	Min	FG	FGA	Pct	3FG	3A	Pct	FT	FTA	Pct	O	D	Tot	Avg	PF	FO	A	TO	Blk	Stl	Pts	Avg
MISSISSIPPI VALLEY	11/25/20	7	1	1	1.000		0	0	.000	0	0	.000	2	1	3	3.0	1	0	0	0	1	0	2	2.0
NORTH TEXAS	1/28/20	DNP																						
UT ARLINGTON	12/02/20	DNP																						
LIPSCOMB	12/05/20	14	2	3	.667		0	0	.000	0	0	.000	1	3	4	3.5	1	0	0	0	1	0	4	3.0
SOUTHERN U.	12/09/20	5	0	0	.000		0	0	.000	0	0	.000	1	1	2	3.0	0	0	0	0	0	0	0	2.0
CENTRAL ARKANSAS	12/12/20	DNP																						
ORAL ROBERTS	12/20/20	DNP																						
ABILENE CHRISTIAN	12/22/20	DNP																						
at Auburn	12/30/20	1	0	0	.000		0	0	.000	0	0	.000	0	0	0	2.3	1	0	0	0	0	0	0	1.5
MISSOURI	01/02/21	3	0	0	.000		0	0	.000	1	2	.500	0	0	0	1.8	0	0	0	0	0	0	1	1.4
at Tennessee	01/06/21	3	0	0	.000		0	0	.000	0	0	.000	0	0	0	1.5	0	0	0	1	0	0	0	1.2
GEORGIA	01/09/21	2	1	1	1.000		0	0	.000	0	0	.000	1	0	1	1.4	0	0	0	0	0	0	2	1.3
at LSU	01/13/21	3	0	0	.000		0	0	.000	0	0	.000	0	0	0	1.3	1	0	0	0	0	0	0	1.1
at Alabama	01/16/21	15	1	2	.500		0	0	.000	0	0	.000	2	2	4	1.6	1	0	0	1	3	0	2	1.2
AUBURN	01/20/21	2	0	0	.000		0	0	.000	0	0	.000	0	0	0	1.4	1	0	0	0	0	0	0	1.1
at Vanderbilt	01/23/21	DNP																						
OLE MISS	01/27/21	DNP																						
at Oklahoma State	01/30/21	DNP																						
MISSISSIPPI STATE	02/02/21	0	0	0	.000		0	0	.000	0	0	.000	0	0	0	1.3	0	0	0	0	0	0	0	1.0
at Kentucky	02/09/21	DNP																						
at Missouri	02/13/21	DNP																						
Totals		0	55	5	7	.714	0	0	.000	1	2	.500	7	7	14	1.3	6	0	0	2	5	0	11	1.0

## ETHAN HENDERSON CAREER STATISTICS

Year	GP	GS	Min	Avg	FG	FGA	Pct	3FG	3FGA	Pct	FT	FTA	Pct	Off	Def	Tot	Avg	PF	FO	Ast	TO	Blk	Stl	Pts	Avg
2018-19	12	0	51	4.3	5	10	.500	0	0	.000	1	3	.333	3	9	12	1.0	6	0	1	3	2	3	11	0.9
2019-20	20	6	184	9.2	12	21	.571	0	0	.000	7	17	.412	16	30	46	2.3	32	1	4	2	16	4	31	1.6
2020-21	11	0	55	5.0	5	7	.714	0	0	.000	1	2	.500	7	7	14	1.3	6	0	0	2	5	0	11	1.0
TOTAL	43	6	290	6.7	22	38	.579	0	0	.000	9	22	.409	26	46	72	1.7	44	1	5	7	23	7	53	1.2

## PERSONAL BESTS

### POINTS

Season: 4 vs Lipscomb (12/05/20)  
Career: 10 vs LSU (03/04/20)  
SEC: 10 vs LSU (03/04/20)

### FG MADE

Season: 2 vs Lipscomb (12/05/20)  
Career: 3 (3x) last vs LSU (03/04/20)  
SEC: 3 (2x) last vs LSU (03/04/20)

### FG ATTEMPTED

Season: 3 vs Lipscomb (12/05/20)  
Career: 6 at Providence (03/19/19)  
SEC: 4 at Florida (02/18/20)

### 3-POINT FG MADE

Career: ---

### 3-PT FG ATTEMPTS

Career: ---

### FT MADE

Season: 1 vs Missouri (01/02/21)  
Career: 4 vs LSU (03/04/20)  
SEC: 4 vs LSU (03/04/20)

### FT ATTEMPTED

Season: 3 vs Missouri (01/02/21)  
Career: 9 vs LSU (03/04/20)  
SEC: 9 vs LSU (03/04/20)

### REBOUNDS

Season: 4 (2x) last at Alabama (01/16/21)  
Career: 9 vs Tennessee (02/26/20)  
SEC: 9 vs Tennessee (02/26/20)

### ASSISTS

Season: -  
Career: 2 at Texas A&M (03/07/20)  
SEC: 2 at Texas A&M (03/07/20)

### STEALS

Season: -  
Career: 2 at Tennessee (01/15/19)  
SEC: 2 at Tennessee (01/15/19)

### BLOCKED SHOTS

Season: 3 at Alabama (01/16/21)  
Career: 4 at Texas A&M (03/07/20)  
SEC: 4 at Texas A&M (03/07/20)

### MINUTES

Season: 15:31 at Alabama (01/16/21)  
Career: 29:53 vs Tennessee (02/26/20)  
SEC: 29:53 vs Tennessee (02/26/20)

# ARKANSAS RAZORBACKS

## 2020-21 COMBINED REPORT

RECORD:	OVERALL	HOME	AWAY	NEUTRAL
ALL GAMES	16-5	12-1	4-4	0-0
CONFERENCE	8-4	4-1	4-3	0-0
NON-CONFERENCE	8-1	8-0	0-1	0-0

##	Player	GP	GS	Min	Avg	• TOTAL •			• 3-PTS •			• REBOUNDS •				PF FO		A TO Blk Stl					Pts Avg			
						FG	FGA	Pct	3FG	FGA	Pct	Off	Def	Tot	Avg											
5	Moses Moody	21	21	678	32.3	111	245	.453	37	98	.378	83	101	.822	44	75	119	5.7	49	0	32	33	12	23	342	16.3
1	JD Notae	21	1	462	22.0	86	229	.376	36	111	.324	65	83	.783	11	53	64	3.0	32	1	39	40	8	25	273	13.0
0	Justin Smith	17	17	484	28.5	82	167	.491	4	19	.211	29	47	.617	51	59	110	6.5	34	0	27	26	7	16	197	11.6
11	Jalen Tate	21	21	621	29.6	89	176	.506	19	51	.373	34	50	.680	24	53	77	3.7	59	2	92	60	7	30	231	11.0
3	Desi Sills	21	15	505	24.0	73	161	.453	20	63	.317	45	64	.703	19	50	69	3.3	40	0	38	24	6	26	211	10.0
23	Connor Vanover	21	19	391	18.6	63	133	.474	21	64	.328	19	19	1.000	25	92	117	5.6	31	0	13	16	42	11	166	7.9
4	Davonte Davis	19	6	364	19.2	55	117	.470	2	5	.400	14	20	.700	22	45	67	3.5	39	0	30	24	3	21	126	6.6
2	Vance Jackson Jr.	21	3	281	13.4	32	89	.360	21	59	.356	8	14	.571	10	43	53	2.5	18	0	16	13	2	8	93	4.4
10	Jaylin Williams	19	2	278	14.6	20	40	.500	6	18	.333	14	18	.778	20	57	77	4.1	37	1	15	19	13	10	60	3.2
12	Khalen Robinson	11	0	92	8.4	9	21	.429	5	12	.417	6	8	.750	0	10	10	0.9	16	1	11	6	1	3	29	2.6
24	Ethan Henderson	11	0	55	5.0	5	7	.714	0	0	.000	1	2	.500	7	7	14	1.3	6	0	0	2	5	0	11	1.0
33	Bryson Morehead	3	0	2	0.7	0	1	.000	0	1	.000	0	0	.000	0	0	0	0.0	0	0	0	0	0	0	0	0.0
14	Brandon Kimble	4	0	5	1.3	0	0	.000	0	0	.000	0	0	.000	0	1	1	0.3	0	0	0	1	0	0	0	0.0
13	Emeka Obukwelu	4	0	7	1.8	0	1	.000	0	1	.000	0	0	.000	0	1	1	0.3	0	0	1	0	0	0	0	0.0
TEAM.....																32 40 72 3.4		0		6					0	
The Razorback.....		21				625	1387	.451	171	502	.341	318	426	.746	265	586	851	40.5	361	5	314	270	106	173	1739	82.8
Opponents.....		21				525	1259	.417	155	480	.323	274	400	.685	200	547	747	35.6	384	9	252	324	78	139	1479	70.4

Team Statistics	ARK	OPP
<b>SCORING</b>	<b>1739</b>	<b>1479</b>
Points per game	82.8	70.4
Scoring margin	+12.4	-
<b>FIELD GOALS-ATT</b>	<b>625-1387</b>	<b>525-1259</b>
Field goal pct	.451	.417
<b>3 POINT FG-ATT</b>	<b>171-502</b>	<b>155-480</b>
3-point FG pct	.341	.323
3-pt FG made per game	8.1	7.4
<b>FREE THROWS-ATT</b>	<b>318-426</b>	<b>274-400</b>
Free throw pct	.746	.685
F-Throws made per game	15.1	13.0
<b>REBOUNDS</b>	<b>851</b>	<b>747</b>
Rebounds per game	40.5	35.6
Rebounding margin	+5.0	-
<b>ASSISTS</b>	<b>314</b>	<b>252</b>
Assists per game	15.0	12.0
<b>TURNOVERS</b>	<b>270</b>	<b>324</b>
Turnovers per game	12.9	15.4
Turnover margin	+2.6	-
Assist/turnover ratio	1.2	0.8
<b>STEALS</b>	<b>173</b>	<b>139</b>
Steals per game	8.2	6.6
<b>BLOCKS</b>	<b>106</b>	<b>78</b>
Blocks per game	5.0	3.7
<b>ATTENDANCE</b>	<b>55222</b>	<b>20229</b>
Home games-Avg/Game	13-4248	8-2529
Neutral site-Avg/Game	-	0-0

SCORE BY PERIODS:	1st	2nd	OT	Total
Arkansas	801	925	13	1739
Opponents	710	761	8	1479

Date	Opponent	Result	Score	Attend
11/25/20	MISSISSIPPI VALLEY	W	142-62	# 4400
11/28/20	NORTH TEXAS	W	69-54	# 4400
12/02/20	UT ARLINGTON	W	72-60	# 4400
12/05/20	LIPSCOMB	W	86-50	4266
12/09/20	SOUTHERN U.	W	79-44	3256
12/12/20	CENTRAL ARKANSAS	W	100-75	4189
12/20/20	ORAL ROBERTS	W	87-76	4201
12/22/20	ABILENE CHRISTIAN	W	85-72	4110
* 12/30/20	at Auburn	W	97-85	1824
* 01/02/21	MISSOURI	L	68-81	# 4400
* 01/06/21	at Tennessee	L	74-79	4191
* 01/09/21	GEORGIA	W	99-69	# 4400
* 01/13/21	at LSU	L	76-92	2540
* 01/16/21	at Alabama	L	59-90	2055
* 01/20/21	AUBURN	W	75-73	# 4400
* 01/23/21	at Vanderbilt	W	92-71	83
* 01/27/21	OLE MISS	W	74-59	# 4400
% 01/30/21	at Oklahoma State	L	77-81	3350
* 02/02/21	MISSISSIPPI STATE	W	61-45	# 4400
* 02/09/21	at Kentucky	W	81-80	3075
* 02/13/21	at Missouri	WOT	86-81	3111

\* = SEC game    % = SEC/Big 12 Challenge  
 ^ = SEC Tournament (Nashville, Tenn.)  
 # - Sellout

## FALL ACADEMIC HONORS

### AD's Honor Roll (3.50-3.99)

Justin Smith  
Moses Moody

### Departmental Honor Roll (3.00-3.49)

Brandon Kimble    Emeka Obukwelu  
Davonte Davis    Jaylin Williams  
Desi Sills    Khaleen Robinson



# ARKANSAS RAZORBACKS

## 2020-21 SEASON RESULTS & LEADERS

RECORD:	OVERALL	HOME	AWAY	NEUTRAL
ALL GAMES	16-5	12-1	4-4	0-0
CONFERENCE	8-4	4-1	4-3	0-0
NON-CONFERENCE	8-1	8-0	0-1	0-0

DATE	TIME (CT)	OPPONENT	TV	R E S U L T	ATTEND	RECORD	(SEC)	HIGH POINTS	HIGH REBOUNDS
11/25/20	6:30 pm	MISSISSIPPI VALLEY	SEC Network Plus	W 142-62	# 4400	1-0	--	(23)Connor Vanover	(10)Jaylin Williams
11/28/20	6:30 pm	NORTH TEXAS	SEC Network Plus	W 69-54	# 4400	2-0	--	(18)Justin Smith	(16)Connor Vanover
12/02/20	8:00 pm	UT ARLINGTON	SEC Network	W 72-60	# 4400	3-0	--	(24)Moses Moody	(9)Moses Moody (9)Justin Smith
12/05/20	4:00 pm	LIPSCOMB	SEC Network	W 86-50	4266	4-0	--	(18)Moses Moody	(9)Connor Vanover
12/09/20	7:00 pm	+ SOUTHERN U.	SEC Network Plus	W 79-44	3256	5-0	--	(14)Davonte Davis	(9)Connor Vanover
12/12/20	7:00 pm	CENTRAL ARKANSAS	SEC Network Alternate	W 100-75	4189	6-0	--	(22)JD Notae	(10)Connor Vanover
12/20/20	1:00 pm	ORAL ROBERTS	SEC Network	W 87-76	4201	7-0	--	(22)Justin Smith	(17)Justin Smith
12/22/20	4:00 pm	ABILENE CHRISTIAN	SEC Network	W 85-72	4110	8-0	--	(21)Moses Moody	(10)Justin Smith
12/30/20	6:00 pm	* at Auburn	ESPN2	W 97-85	1824	9-0	1-0	(23)Desi Sills	(6)Desi Sills (6)Moses Moody
01/02/21	11:00 am	* #12/12 MISSOURI	CBS	68-81 L	# 4400	9-1	1-1	(19)JD Notae	(10)Moses Moody
01/06/21	7:00 pm	* at #9/8 Tennessee	ESPN2	74-79 L	4191	9-2	1-2	(19)JD Notae	(9)Vance Jackson Jr.
01/09/21	2:30 pm	* GEORGIA	SEC Network	W 99-69	# 4400	10-2	2-2	(25)Moses Moody	(9)Jaylin Williams
01/13/21	6:00 pm	* at LSU	ESPN2	76-92 L	2540	10-3	2-3	(22)JD Notae	(10)Jaylin Williams
01/16/21	2:30 pm	* at Alabama	SEC Network	59-90 L	2055	10-4	2-4	(28)Moses Moody	(9)Moses Moody
01/20/21	8:00 pm	* AUBURN	SEC Network	W 75-73	# 4400	11-4	3-4	(22)Desi Sills	(7)Jaylin Williams
01/23/21	12:00 pm	* at Vanderbilt	SEC Network	W 92-71	83	12-4	4-4	(26)Moses Moody	(8)Moses Moody
01/27/21	7:30 pm	* OLE MISS	SEC Network	W 74-59	# 4400	13-4	5-4	(19)JD Notae	(7)Connor Vanover
01/30/21	3:00 pm	% at Oklahoma State	ESPN2	77-81 L	3350	13-5	--	(18)Justin Smith	(7)Justin Smith
02/02/21	8:00 pm	* MISSISSIPPI STATE	SEC Network	W 61-45	# 4400	14-5	6-4	(13)Moses Moody (13)Connor Vanover	(10)Justin Smith
02/09/21	7:00 pm	* at Kentucky	ESPN	W 81-80	3075	15-5	7-4	(15)Jalen Tate	(7)Moses Moody (7)Jaylin Williams
02/13/21	3:00 pm	* at Missouri	ESPN2	(OT) W 86-81	3111	16.5	8-4	(19)Justin Smith	(6)Justin Smith

Home Games in CAPS | \* - Southeastern Conference game | % - Big 12/SEC Challenge | ^ - SEC Tournament (Nashville, Tenn. - Bridgestone Arena)  
 + - game was added after Tulsa game (Dec. 10) was canceled due to Tulsa's COVID-19 protocols  
 # - sellout due COVID-19 protocols, arena has limited capacity requirements

ATTENDANCE SUMMARY	GAMES	TOTALS	AVG/GAME
HOME	13	55222	4248
AWAY	7	17118	2445
NEUTRAL	0	0	0
TOTAL	20	72340	3617

# ARKANSAS RAZORBACKS

## 2020-21 SEASON STATISTICS • ALL GAMES

RECORD:	OVERALL	HOME	AWAY	NEUTRAL
ALL GAMES	16-5	12-1	4-4	0-0
CONFERENCE	8-4	4-1	4-3	0-0
NON-CONFERENCE	8-1	8-0	0-1	0-0

##	Player	GP	GS	Min	Avg	• TOTAL •			• 3-PTS •			• REBOUNDS •			PF	FO	A	TO	Blk	St	Pts	Avg
						FG	FGA	Pct	3FG	FGA	Pct	FT	FTA	Pct								
5	Moses Moody	21	21	678	32.3	111	245	.453	37	98	.378	83	101	.822	44	75	119	5.7	49	0	342	16.3
1	JD Notae	21	1	462	22.0	86	229	.376	36	111	.324	65	83	.783	11	53	64	3.0	32	1	273	13.0
0	Justin Smith	17	17	484	28.5	82	167	.491	4	19	.211	29	47	.617	51	59	110	6.5	34	0	197	11.6
11	Jalen Tate	21	21	621	29.6	89	176	.506	19	51	.373	34	50	.680	24	53	77	3.7	59	2	231	11.0
3	Desi Sills	21	15	505	24.0	73	161	.453	20	63	.317	45	64	.703	19	50	69	3.3	40	0	211	10.0
23	Connor Vanover	21	19	391	18.6	63	133	.474	21	64	.328	19	19	1.000	25	92	117	5.6	31	0	166	7.9
4	Davonte Davis	19	6	364	19.2	55	117	.470	2	5	.400	14	20	.700	22	45	67	3.5	39	0	126	6.6
2	Vance Jackson Jr.	21	3	281	13.4	32	89	.360	21	59	.356	8	14	.571	10	43	53	2.5	18	0	93	4.4
10	Jaylin Williams	19	2	278	14.6	20	40	.500	6	18	.333	14	18	.778	20	57	77	4.1	37	1	60	3.2
12	Khalen Robinson	11	0	92	8.4	9	21	.429	5	12	.417	6	8	.750	0	10	10	0.9	16	1	29	2.6
24	Ethan Henderson	11	0	55	5.0	5	7	.714	0	0	.000	1	2	.500	7	7	14	1.3	6	0	11	1.0
33	Bryson Morehead	3	0	2	0.7	0	1	.000	0	1	.000	0	0	.000	0	0	0	0.0	0	0	0	0.0
14	Brandon Kimble	4	0	5	1.3	0	0	.000	0	0	.000	0	0	.000	0	1	1	0.3	0	0	0	0.0
13	Emeka Obukwelu	4	0	7	1.8	0	1	.000	0	1	.000	0	0	.000	0	1	1	0.3	0	0	0	0.0
TEAM.....															32	40	72	3.4	0		6	0
Arkansas.....				21		625	1387	.451	171	502	.341	318	426	.746	265	586	851	40.5	361	5	1739	82.8
Opponents.....				21		525	1259	.417	155	480	.323	274	400	.685	200	547	747	35.6	384	9	1479	70.4

SCORE BY PERIODS:	1st	2nd	OT	Total
Arkansas	801	925	13	1739
Opponents	710	761	8	1479

DEADBALL REBOUNDS:	OFF	DEF	TOTAL
Arkansas	48	14	62
Opponents	60	10	70

# ARKANSAS RAZORBACKS

## 2020-21 STATISTICS • SEC GAMES ONLY

RECORD:	OVERALL	HOME	AWAY
SEC ONLY	8-4	4-1	4-3

##	Player	GP	GS	Min	Avg	• TOTAL •			• 3-PTS •			• REBOUNDS •			PF	FO	A	TO	Blk	St	Pts	Avg
						FG	FGA	Pct	3FG	FGA	Pct	FT	FTA	Pct								
5	Moses Moody	12	12	411	34.2	60	148	.405	21	59	.356	49	57	.860	25	45	70	5.8	36	0	190	15.8
11	Jalen Tate	12	12	388	32.3	56	108	.519	12	33	.364	25	36	.694	9	31	40	3.3	38	2	149	12.4
1	JD Notae	12	1	259	21.6	44	125	.352	18	52	.346	40	50	.800	5	28	33	2.8	14	0	146	12.2
0	Justin Smith	8	8	220	27.5	33	62	.532	2	6	.333	11	17	.647	17	26	43	5.4	15	0	79	9.9
3	Desi Sills	12	6	279	23.3	34	87	.391	8	32	.250	26	36	.722	9	25	34	2.8	24	0	102	8.5
4	Davonte Davis	12	6	272	22.7	40	87	.460	1	3	.333	10	16	.625	14	33	47	3.9	26	0	91	7.6
23	Connor Vanover	12	11	203	16.9	33	73	.452	9	33	.273	13	13	1.000	15	37	52	4.3	23	0	88	7.3
2	Vance Jackson Jr.	12	2	152	12.7	17	48	.354	12	30	.400	3	7	.429	4	25	29	2.4	9	0	49	4.1
10	Jaylin Williams	12	2	202	16.8	15	28	.536	3	10	.300	10	12	.833	13	35	48	4.0	30	1	43	3.6
24	Ethan Henderson	8	0	29	3.6	2	3	.667	0	0	.000	1	2	.500	3	2	5	0.6	4	0	5	0.6
14	Brandon Kimble	1	0	1	1.0	0	0	.000	0	0	.000	0	0	.000	0	0	0	0.0	0	0	0	0.0
13	Emeka Obukwelu	1	0	0	0.0	0	0	.000	0	0	.000	0	0	.000	0	0	0	0.0	0	0	0	0.0
12	Khalen Robinson	3	0	9	3.0	0	0	.000	0	0	.000	0	0	.000	0	2	2	0.7	4	0	0	0.0
33	Bryson Morehead	1	0	0	0.0	0	0	.000	0	0	.000	0	0	.000	0	0	0	0.0	0	0	0	0.0
TEAM.....															22	21	43	3.6	0		5	0
Razorbacks.....				12		334	769	.434	86	258	.333	188	246	.764	136	310	446	37.2	223	3	942	78.5
Opponents.....				12		314	701	.448	98	278	.353	179	262	.683	116	325	441	36.8	224	5	905	75.4

SCORE BY PERIODS:	1st	2nd	OT	Total
Arkansas	418	511	13	942
Opponents	432	465	8	905

DEADBALL REBOUNDS:	OFF	DEF	TOTAL
Arkansas	27	5	32
Opponents	39	5	44

## 2020-21 RAZORBACK GAME-BY-GAME STATISTICS

Opponent	Date	Score	W/L	• TOTAL •			• 3-PTRS •			• REBOUNDS •				PF						Pts	Avg		
				FG	FGA	Pct	3FG	FGA	Pct	FT	FTA	Pct	Off		Def	Tot	Avg	A	TO			Blk	Stl
MISSISSIPPI VALLEY	11/25/20	142-62	W	48	86	.558	20	40	.500	26	33	.788	20	38	58	58.0	12	26	7	4	11	142	142.0
NORTH TEXAS	11/28/20	69-54	W	23	55	.418	6	22	.273	17	26	.654	12	28	40	49.0	14	10	16	8	9	69	105.5
UT ARLINGTON	12/02/20	72-60	W	25	62	.403	7	21	.333	15	19	.789	17	26	43	47.0	16	12	11	4	8	72	94.3
LIPSCOMB	12/05/20	86-50	W	33	66	.500	11	34	.324	9	12	.750	10	44	54	48.8	21	17	12	7	4	86	92.2
SOUTHERN U.	12/09/20	79-44	W	30	67	.448	11	33	.333	8	17	.471	13	33	46	48.2	10	16	12	8	8	79	89.6
CENTRAL ARKANSAS	12/12/20	100-75	W	40	76	.526	12	30	.400	8	9	.889	7	28	35	46.0	15	26	8	8	10	100	91.3
ORAL ROBERTS	12/20/20	87-76	W	32	77	.416	4	24	.167	19	27	.704	24	34	58	47.7	18	14	15	7	8	87	90.7
ABILENE CHRISTIAN	12/22/20	85-72	W	26	59	.441	9	25	.360	24	30	.800	14	25	39	46.6	18	15	13	5	6	85	90.0
at Auburn	12/30/20	97-85	W	32	65	.492	9	28	.321	24	31	.774	13	21	34	45.2	16	13	10	4	13	97	90.8
MISSOURI	01/02/21	68-81	L	19	71	.268	7	28	.250	23	34	.676	16	20	36	44.3	26	7	9	5	13	68	88.5
at Tennessee	01/06/21	74-79	L	29	55	.527	8	20	.400	8	10	.800	6	31	37	43.6	22	12	20	2	2	74	87.2
GEORGIA	01/09/21	99-69	W	36	69	.522	12	21	.571	15	18	.833	11	29	40	43.3	18	24	14	1	7	99	88.2
at LSU	01/13/21	76-92	L	26	76	.342	8	31	.258	16	20	.800	17	22	39	43.0	20	8	15	2	10	76	87.2
at Alabama	01/16/21	59-90	L	21	63	.333	4	17	.235	13	18	.722	10	26	36	42.5	15	8	18	5	9	59	85.2
AUBURN	01/20/21	75-73	W	30	65	.462	4	15	.267	11	15	.733	13	23	36	42.1	20	16	16	5	8	75	84.5
at Vanderbilt	01/23/21	92-71	W	36	63	.571	8	19	.421	12	19	.632	11	28	39	41.9	15	22	11	5	9	92	85.0
OLE MISS	01/27/21	74-59	W	26	54	.481	7	17	.412	15	21	.714	11	26	37	41.6	16	12	12	6	6	74	84.4
at Oklahoma State	01/30/21	77-81	L	34	70	.486	5	15	.333	4	7	.571	12	20	32	41.1	14	13	15	5	8	77	83.9
MISSISSIPPI STATE	02/02/21	61-45	W	23	64	.359	2	17	.118	13	14	.929	15	30	45	41.3	15	13	17	6	10	61	82.7
at Kentucky	02/09/21	81-80	W	27	62	.435	9	24	.375	18	23	.783	5	28	33	40.8	19	12	6	3	8	81	82.7
at Missouri	02/13/21	86-81	Wot	29	62	.468	8	21	.381	20	23	.870	8	26	34	40.5	21	18	13	6	6	86	82.8
Arkansas		1739		625	1387	.451	171	502	.341	318	426	.746	265	586	851	40.5	361	314	270	106	173	1739	82.8
Opponents		1479		525	1259	.417	155	480	.323	274	400	.685	200	547	747	35.6	384	252	324	78	139	1479	70.4

Games played: 21

Points/game: 82.8

FG Pct: 45.1

3FG Pct: 34.1

FT Pct: 74.6

Rebounds/game: 40.5

Assists/game: 15.0

Turnovers/game: 12.9

Assist/turnover ratio: 1.2

Steals/game: 8.2

Blocks/game: 5.0



## 2020-21 OPPONENT GAME-BY-GAME STATISTICS

				• TOTAL •			• 3-PTRS •						• REBOUNDS •											
Opponent	Date	Score	W/L	FG	FGA	Pct	3FG	FGA	Pct	FT	FTA	Pct	Off	Def	Tot	Avg	PF	A	TO	Blk	Stl	Pts	Avg	
MISSISSIPPI VALLEY	11/25/20	142-62	W	23	72	.319	13	39	.333	3	6	.500	11	22	33	33.0	26	12	21	6	3	62	62.0	
NORTH TEXAS	11/28/20	69-54	W	21	58	.362	2	13	.154	10	13	.769	10	26	36	34.5	17	10	16	2	5	54	58.0	
UT ARLINGTON	12/02/20	72-60	W	21	54	.389	7	19	.368	11	16	.688	10	20	30	33.0	18	7	13	3	7	60	58.7	
LIPSCOMB	12/05/20	86-50	W	15	59	.254	5	21	.238	15	27	.556	8	24	32	32.8	11	9	7	0	7	50	56.5	
SOUTHERN U.	12/09/20	79-44	W	18	63	.286	1	13	.077	7	10	.700	10	29	39	34.0	21	5	15	0	6	44	54.0	
CENTRAL ARKANSAS	12/12/20	100-75	W	28	66	.424	9	26	.346	10	12	.833	8	29	37	34.5	12	14	14	1	5	75	57.5	
ORAL ROBERTS	12/20/20	87-76	W	25	64	.391	8	29	.276	18	24	.750	7	25	32	34.1	22	11	13	7	10	76	60.1	
ABILENE CHRISTIAN	12/22/20	85-72	W	29	61	.475	5	22	.227	9	15	.600	8	20	28	33.4	19	13	12	4	3	72	61.6	
at Auburn	12/30/20	97-85	W	28	54	.519	15	29	.517	14	24	.583	11	23	34	33.4	20	18	19	5	6	85	64.2	
MISSOURI	01/02/21	68-81	L	24	51	.471	5	19	.263	28	39	.718	10	41	51	35.2	29	14	21	1	3	81	65.9	
at Tennessee	01/06/21	74-79	L	27	60	.450	5	18	.278	20	26	.769	6	22	28	34.5	12	13	5	9	10	79	67.1	
GEORGIA	01/09/21	99-69	W	27	63	.429	5	19	.263	10	13	.769	7	23	30	34.2	19	11	21	0	5	69	67.2	
at LSU	01/13/21	76-92	L	34	65	.523	7	19	.368	17	24	.708	14	34	48	35.2	20	10	19	3	7	92	69.2	
at Alabama	01/16/21	59-90	L	31	64	.484	15	36	.417	13	17	.765	9	34	43	35.8	16	18	14	4	12	90	70.6	
AUBURN	01/20/21	75-73	W	25	58	.431	7	23	.304	16	24	.667	11	23	34	35.7	18	10	17	9	7	73	70.8	
at Vanderbilt	01/23/21	92-71	W	26	58	.448	6	22	.273	13	19	.684	8	21	29	35.2	15	11	16	2	9	71	70.8	
OLE MISS	01/27/21	74-59	W	25	57	.439	1	16	.063	8	12	.667	8	21	29	34.9	19	9	9	6	8	59	70.1	
at Oklahoma State	01/30/21	77-81	L	31	61	.508	7	20	.350	12	15	.800	12	27	39	35.1	14	14	19	7	10	81	70.7	
MISSISSIPPI STATE	02/02/21	61-45	W	15	49	.306	5	19	.263	10	18	.556	8	26	34	35.1	18	10	26	4	9	45	69.4	
at Kentucky	02/09/21	81-80	W	25	61	.410	14	26	.538	16	25	.640	12	30	42	35.4	18	18	11	2	1	80	69.9	
at Missouri	02/13/21	86-81	Wot	27	61	.443	13	32	.406	14	21	.667	12	27	39	35.6	20	15	16	3	6	81	70.4	
Opponents		1479		525	1259	.417	155	480	.323	274	400	.685	200	547	747	35.6	384	252	324	78	139	1479	70.4	
Arkansas		1739		625	1387	.451	171	502	.341	318	426	.746	265	586	851	40.5	361	314	270	105	173	1739	82.8	

Games played: 21

Points/game: 70.4

FG Pct: 41.7

3FG Pct: 32.3

FT Pct: 68.5

Rebounds/game: 35.6

Assists/game: 12.0

Turnovers/game: 15.4

Assist/turnover ratio: 0.8

Steals/game: 6.6

Blocks/game: 3.7

# ARKANSAS RAZORBACKS

## 2020-21 GAME-BY-GAME POINTS-ASSISTS-REBOUNDS

				0	1	2	3	4	5	10	11	12	13	14	22	23	24	33
Opponent	Date	Score	WL	Smith	Notae	Jackson	Sills	Davis	Moody	Williams	Tate	Robinson	Obukwelu	Kimble	Iyola	Vanover	Henderson	Morehead
MVSU	11/25/20	142-62	W	13-4-2	13-5-7	15-7-0	19-2-2	5-3-2	16-3-2	9-10-1	12-5-6	15-2-3	0-1-1	0-1-0	DNP-Inj	23-8-0	2-3-0	0-0-0
UNT	11/28/20	69-54	W	18-6-1	16-6-3	0-0-0	14-3-1	DNP	11-2-1	DNP	2-4-2	2-0-0	DNP	DNP	DNP-Inj	6-16-2	DNP	DNP
UTA	12/02/20	72-60	W	11-9-2	5-2-1	0-5-1	3-3-2	DNP	24-9-1	0-3-0	14-6-4	3-0-1	DNP	DNP	DNP-Inj	12-2-0	DNP	DNP
LIPS	12/05/20	86-50	W	9-6-0	12-4-1	10-3-1	6-4-2	4-3-1	18-8-3	6-7-1	6-4-3	5-2-4	0-0-0	0-0-0	DNP-Inj	6-9-1	4-4-0	DNP
SU	12/09/20	79-44	W	11-4-2	12-2-0	3-2-2	11-3-5	14-7-2	12-5-2	0-2-0	12-4-2	1-2-1	0-0-0	0-0-0	DNP-Inj	3-9-0	0-2-0	0-0-0
UCA	12/12/20	100-75	W	12-4-1	22-2-6	6-0-1	17-3-4	0-1-0	15-7-3	2-2-0	17-1-11	0-0-0	DNP	DNP	DNP-Inj	9-10-0	DNP	DNP
ORU	12/20/20	87-76	W	22-17-0	15-5-3	5-4-2	16-10-2	0-1-2	18-7-1	DNP	8-6-4	0-1-0	DNP	DNP	DNP-Inj	3-3-0	DNP	DNP
ACU	12/22/20	85-72	W	4-10-0	19-2-1	5-3-2	18-3-2	0-1-0	21-4-2	0-1-0	8-7-5	3-1-1	DNP	DNP	DNP-Inj	7-4-2	DNP	DNP
at AUB	12/30/20	97-85	W	4-4-1	21-3-2	0-2-1	23-6-2	4-1-1	16-6-1	0-2-1	12-3-4	0-0-0	DNP	DNP	DNP-Inj	17-5-0	0-0-0	DNP
MIZZOU	01/02/21	68-81	L	DNP-Inj	19-3-1	0-0-0	6-4-2	4-4-0	18-10-1	8-3-0	8-1-1	0-0-0	DNP	DNP	DNP-Inj	4-7-2	1-0-0	DNP
at UT	01/06/21	74-79	L	DNP-Inj	19-4-3	14-9-1	0-2-0	2-0-0	6-2-1	6-2-0	15-5-6	0-2-1	DNP	DNP	DNP-Inj	12-7-0	0-0-0	DNP
UGA	01/09/21	99-69	W	DNP-Inj	12-0-0	15-2-2	8-5-2	20-7-6	25-4-2	2-9-2	15-4-10	DNP-Inj	0-0-0	0-0-0	DNP-Inj	0-2-0	2-1-0	0-0-0
at LSU	01/13/21	76-92	L	DNP-Inj	22-5-1	2-7-1	14-4-0	4-3-2	18-6-2	7-10-1	6-1-1	DNP-Inj	DNP	DNP	DNP-Inj	3-2-0	0-0-0	DNP
at BAMA	01/16/21	59-90	L	5-1-1	5-1-0	1-2-0	3-2-1	5-6-1	28-9-1	0-2-1	10-4-3	DNP-Inj	DNP	DNP	DNP-Inj	0-0-0	2-4-0	DNP
AUB	01/20/21	75-73	W	10-5-2	2-1-0	3-0-1	22-3-2	10-4-2	5-5-2	7-7-2	14-4-5	DNP-Inj	DNP	DNP	DNP-Inj	2-3-0	0-0-0	DNP
at VANDY	01/23/21	92-71	W	12-7-2	5-5-2	6-3-1	7-3-4	6-2-1	26-8-2	0-1-1	25-5-8	DNP-Inj	DNP	DNP	DNP-Inj	5-3-1	DNP	DNP
OM	01/27/21	74-59	W	10-6-2	19-5-2	0-0-0	9-0-0	14-6-1	5-1-2	0-3-1	9-2-3	DNP-Inj	DNP	—	DNP-Inj	8-7-1	DNP	DNP
at OSU	01/30/21	77-81	L	18-7-4	13-3-2	0-0-0	5-4-2	12-4-1	17-4-1	0-4-1	3-0-2	DNP-Inj	DNP	—	DNP-Inj	9-4-0	DNP	DNP
MSU	02/02/21	61-45	W	10-10-1	9-3-2	0-0-0	0-1-0	10-8-2	13-7-1	0-0-0	6-3-5	DNP-Inj	DNP	—	DNP-Inj	13-8-2	0-0-0	DNP
at UK	02/09/21	81-80	W	9-4-3	11-2-2	5-3-0	2-0-1	4-2-3	14-7-0	9-7-0	15-4-3	DNP-Inj	DNP	—	DNP-Inj	12-4-0	DNP	DNP
at MIZZOU	02/13/21	86-81	WOT	19-6-3	2-1-0	3-1-0	8-4-2	8-4-3	16-5-1	4-2-3	14-4-4	DNP-Inj	DNP	—	DNP-Inj	12-4-2	DNP	DNP

# ARKANSAS RAZORBACKS

## 2020-21 STARTING LINEUPS

Date	Opponent	1st SUB(S)	Outcome
Nov. 25	Miss Valley St	Tate Sills Moody Smith Jackson Notae / Williams	W, 142-62
Nov. 28	North Texas	Tate Sills Moody Smith Vanover Robinson	W, 69-54
Dec. 2	UT Arlington	Tate Sills Moody Smith Vanover Jackson	W, 72-60
Dec. 5	Lipscomb	Tate Sills Moody Smith Vanover Williams	W, 86-50
Dec. 9	Southern	Tate Sills Moody Smith Vanover Notae	W, 79-44
Dec. 12	Central Arkansas	Tate Sills Moody Smith Vanover Notae	W, 100-75
Dec. 20	Oral Roberts	Tate Sills Moody Smith Vanover Notae	W, 87-76
Dec. 22	Abilene Christian	Tate Sills Moody Smith Vanover Notae	W, 85-72
Dec. 30	at Auburn	Tate Sills Moody Smith Vanover Notae	W, 97-85
Jan. 2	Missouri	Tate Sills Moody Davis Vanover Notae / Williams	L, 68-81
Jan. 6	at Tennessee	Tate Sills Moody Williams Vanover Jackson	L, 74-79
Jan. 9	Georgia	Tate Davis Moody Jackson Vanover Williams	W, 99-69
Jan. 13	at LSU	Tate Davis Moody Jackson Vanover Sills	L, 76-92
Jan. 16	at Alabama	Tate Sills Moody Smith Williams Jackson	L, 59-90
Jan. 20	Auburn	Tate Notae Moody Smith Vanover Davis	W, 75-73
Jan. 23	at Vanderbilt	Tate Sills Moody Smith Vanover Williams / Davis	W, 92-71
Jan. 27	Ole Miss	Tate Sills Moody Smith Vanover Davis / Williams	W, 74-59
Jan. 30	at Oklahoma St.	Tate Sills Moody Smith Vanover Davis	L, 77-81
Feb. 2	Mississippi State	Tate Davis Moody Smith Vanover Sills	W, 61-45
Feb. 9	at Kentucky	Tate Davis Moody Smith Vanover Sills	W, 81-80
Feb. 13	at Missouri	Tate Davis Moody Smith Vanover Sills / Notae	W, 86-81 (ot)

### RECORD BY LINEUP:

Tate	Sills	Moody	Smith	Jackson	1-0	Tate	21	16-5
Tate	Sills	Moody	Smith	Vanover	10-1	Moody	21	16-5
Tate	Sills	Moody	Davis	Vanover	0-1	Vanover	19	15-4
Tate	Sills	Moody	Williams	Vanover	0-1	Smith	17	15-2
Tate	Davis	Moody	Jackson	Vanover	2-0	Sills	15	11-4
Tate	Sills	Moody	Smith	Williams	0-1	Davis	5	4-1
Tate	Notae	Moody	Smith	Vanover	1-0	Jackson	3	2-1
Tate	Davis	Moody	Smith	Vanover	3-0	Williams	2	0-2
						Notae	1	1-0

### RECORD BY 1ST SUB

(including ties)		
Notae	8	7-1
Williams	6	5-1
Davis	4	3-1
Sills	4	3-1
Jackson	3	1-2
Robinson	1	1-0

# ARKANSAS RAZORBACKS

## 2020-21 SPECIALTY STATS (ARKANSAS/OPPONENT)

Opponent	Pts in Paint	Pts Off TO	2nd Chance	Fast Break	Bench	Ties	Lead Chng	Ark Largest Lead	Best Ark Run	Opp Largest Lead	Best Opp Run	Ark Led	Opp Led	Gm Tied
MISS VALLEY ST	56 / 16	43 / 5	32 / 9	24 / 15	67 / 17	0	2	80 2:08 2nd	28-0	1 19:20 1st	8-0	37:56	1:54	0:10
NORTH TEXAS	26 / 34	20 / 11	14 / 4	14 / 12	18 / 18	3	0	20 16:11 2nd	10-0	- - -	9-0	36:51	-	3:09
UT ARLINGTON	28 / 14	20 / 10	21 / 6	11 / 4	8 / 18	4	2	21 13:05 2nd	13-0	3 17:25 1st	6-0	35:30	2:27	2:03
LIPSCOMB	38 / 16	7 / 7	20 / 10	18 / 4	41 / 24	0	0	42 6:30 2nd	12-0	- - -	9-0	39:47	--	0:13
SOUTHERN	32 / 26	21 / 11	21 / 6	16 / 8	30 / 19	0	0	35 0:18 2nd	17-0	- - -	6-0	39:40	--	0:20
CENTRAL ARK.	54 / 32	13 / 11	6 / 10	24 / 19	30 / 29	1	1	26 1:30 2nd	12-0	10 11:35 1st	7-0	27:18	11:20	1:22
ORAL ROBERTS	56 / 22	19 / 21	22 / 6	15 / 11	20 / 15	2	6	11 0:37 2nd	10-0	12 19:43 2nd	8-0	17:17	20:20	2:23
ABILENE CHRISTIAN	24 / 40	10 / 10	15 / 9	11 / 8	27 / 35	0	1	22 3:33 1st	11-0	1 19:30 1st	6-0	39:16	0:14	--
at Auburn	36 / 20	27 / 11	16 / 14	22 / 20	25 / 29	2	2	12 0:01 2nd	10-0	1 16:00 1st	8-0	38:33	0:19	1:08
MISSOURI	22 / 34	15 / 9	11 / 9	13 / 9	28 / 10	3	2	2 9:16 1st	8-0	18 3:24 2nd	6-0	0:14	38:10	1:36
at Tennessee	36 / 36	4 / 19	2 / 6	8 / 9	35 / 22	5	5	7 9:23 1st	7-0	8 3:56 2nd	7-0	24:35	11:27	3:58
GEORGIA	34 / 38	25 / 8	9 / 6	29 / 18	24 / 18	3	7	35 6:00 2nd	12-0	5 18:33 1st	8-0	34:40	3:56	1:24
at LSU	34 / 48	18 / 18	21 / 25	14 / 12	43 / 10	1	1	4 18:53 1st	12-0	31 6:10 1st	18-0	2:49	36:34	0:37
at Alabama	30 / 28	6 / 16	11 / 12	8 / 20	13 / 38	1	1	2 19:42 1st	7-0	36 10:25 2nd	14-0	0:44	38:41	0:35
AUBURN	48 / 32	20 / 21	12 / 12	15 / 12	42 / 18	4	5	8 2:40 2nd	8-0	19 4:17 1st	9-0	10:47	25:17	3:56
at Vanderbilt	48 / 34	18 / 14	16 / 9	13 / 6	17 / 26	0	0	21 0:10 2nd	9-0	- - -	7-0	39:06	--	0:56
OLE MISS	34 / 24	15 / 15	14 / 11	10 / 8	33 / 11	3	2	20 10:06 2nd	9-0	4 15:54 1st	7-0	34:24	1:45	3:51
at Oklahoma St.	46 / 42	22 / 20	12 / 13	13 / 24	25 / 28	13	6	5 8:08 2nd	8-0	8 16:03 1st	8-0	5:38	25:46	8:32
MISSISSIPPI ST	34 / 12	25 / 4	14 / 8	16 / 4	9 / 19	2	2	19 1:06 2nd	12-0	13 9:09 1st	14-0	22:30	12:46	4:44
at Kentucky	32 / 20	12 / 4	6 / 11	15 / 11	27 / 19	6	13	12 6:11 2nd	11-0	6 16:19 1st	8-0	22:34	15:19	2:07
at Missouri	36 / 28	19 / 11	11 / 7	2 / 12	17 / 25	13	8	7 11:02 2nd	9-0	9 9:50 1st	8-0	16:43	21:53	6:23

RED INDICATES  
LARGEST LEADS  
IN LOSS

RED INDICATES  
LARGEST DEFICITS  
IN A WIN

### DEFLECTIONS (Arkansas career Only)

Player	18-19	19-20	20-21	Career
Davis	-	-	96	96
Henderson	7	30	9	46
Iyiola	-	-	-	-
Jackson	-	-	24	24
Moody	-	-	104	104
Notae	-	-	71	71
Robinson	-	-	4	4
Sills	60	82	88	230
Smith	-	-	74	74
Tate	-	-	88	88
Vanover	-	-	81	81
Williams	-	-	55	55

### CHARGES DRAWN (Arkansas career Only)

Player	18-19	19-20	20-21	Career
Davis	-	-	1	1
Henderson	0	1	0	1
Iyiola	-	-	-	-
Jackson	-	-	2	2
Moody	-	-	4	4
Notae	-	-	2	2
Robinson	-	-	2	2
Sills	3	5	5	13
Smith	-	-	1	1
Tate	-	-	8	8
Vanover	-	-	0	0
Williams	-	-	11	11

### DUNKS (Arkansas career Only)

Player	18-19	19-20	20-21	Career
Davis	-	-	0	0
Henderson	2	7	3	12
Iyiola	-	-	-	-
Jackson	-	-	1	1
Moody	-	-	9	9
Notae	-	-	1	1
Robinson	-	-	0	0
Sills	1	2	4	7
Smith	-	-	20	20
Tate	-	-	5	5
Vanover	-	-	17	17
Williams	-	-	1	1

MOST IN A GAME 2020-21:

14 **Smith** (UNT)

11 **Moody** (UGA • @ MIZ)

10 **Vanover** (UNT • SOU) = **Sills** (UTA • UCA)

**Davis** (@AUB • UGA) = **Moody** (MSU) = **Tate** (MSU)

9 **Sills** (MVSU • @AUB) = **Davis** (MIZ • @ LSU)

**Williams** (AUB) = **Tate** (AUB • @ VAN) = **Vanover** (LIP)



# ARKANSAS RAZORBACKS

## 2020-21 GAME HIGHS IN...

Opponent	DATE	SCORE	RESULT	POINTS	REBOUNDS	ASSISTS	STEALS	BLOCKED SHOTS
MISSISSIPPI VALLEY	11/25/20	142-62	W	23-Connor Vanover	10-Jaylin Williams	7-JD Notae	3-Desi Sills Moses Moody Justin Smith	3-Connor Vanover
NORTH TEXAS	11/28/20	69-54	W	18-Justin Smith	16-Connor Vanover	3-JD Notae	3-Justin Smith Moses Moody	6-Connor Vanover
UT ARLINGTON	12/02/20	72-60	W	24-Moses Moody	9-Justin Smith Moses Moody	4-Jalen Tate	4-Desi Sills	2-Connor Vanover
LIPSCOMB	12/05/20	86-50	W	18-Moses Moody	9-Connor Vanover	4-Khalen Robinson	1-Connor Vanover Khalen Robinson Moses Moody Davonte Davis	4-Connor Vanover
SOUTHERN U.	12/09/20	79-44	W	14-Davonte Davis	9-Connor Vanover	5-Desi Sills	3-Connor Vanover	3-Connor Vanover
CENTRAL ARKANSAS	12/12/20	100-75	W	22-JD Notae	10-Connor Vanover	11-Jalen Tate	3-JD Notae Desi Sills	2-Justin Smith Connor Vanover
ORAL ROBERTS	12/20/20	87-76	W	22-Justin Smith	17-Justin Smith	4-Jalen Tate	2-Justin Smith	3-JD Notae
ABILENE CHRISTIAN	12/22/20	85-72	W	21-Moses Moody	10-Justin Smith	5-Jalen Tate	2-Desi Sills	2-Vance Jackson Jr. Moses Moody
at Auburn	12/30/20	97-85	W	23-Desi Sills	6-Moses Moody Desi Sills	4-Jalen Tate	4-JD Notae	2-JD Notae
MISSOURI	01/02/21	68-81	L	19-JD Notae	10-Moses Moody	2-Desi Sills Connor Vanover	3-Davonte Davis Desi Sills	2-Jaylin Williams Connor Vanover
at Tennessee	01/06/21	74-79	L	19-JD Notae	9-Vance Jackson Jr.	6-Jalen Tate	1-Jalen Tate Davonte Davis	1-Connor Vanover Jaylin Williams
GEORGIA	01/09/21	99-69	W	25-Moses Moody	9-Jaylin Williams	10-Jalen Tate	2-Davonte Davis Jalen Tate	1-Jaylin Williams
at LSU	01/13/21	76-92	L	22-JD Notae	10-Jaylin Williams	2-Davonte Davis Moses Moody	3-JD Notae	1-Davonte Davis Jaylin Williams
at Alabama	01/16/21	59-90	L	28-Moses Moody	9-Moses Moody	3-Jalen Tate	3-Vance Jackson Jr.	3-Ethan Henderson
AUBURN	01/20/21	75-73	W	22-Desi Sills	7-Jaylin Williams	5-Jalen Tate	4-Jalen Tate	2-Jaylin Williams
at Vanderbilt	01/23/21	92-71	W	26-Moses Moody	8-Moses Moody	8-Jalen Tate	4-Jalen Tate	1-Davonte Davis Connor Vanover Justin Smith Moses Moody Jalen Tate
OLE MISS	01/27/21	74-59	W	19-JD Notae	7-Connor Vanover	3-Jalen Tate	2-Davonte Davis Jalen Tate	5-Connor Vanover
at Oklahoma State	01/30/21	77-81	L	18-Justin Smith	7-Justin Smith	4-Justin Smith	3-Davonte Davis	5-Connor Vanover
MISSISSIPPI STATE	02/02/21	61-45	W	13-Connor Vanover Moses Moody	10-Justin Smith	5-Jalen Tate	3-Jalen Tate	3-Connor Vanover
at Kentucky	02/09/21	81-80	W	15-Jalen Tate	7-Jaylin Williams Moses Moody	3-Davonte Davis Justin Smith Jalen Tate	2-Davonte Davis Justin Smith	2-Connor Vanover
at Missouri	02/13/21	86-81	WOT	19-Justin Smith	6-Justin Smith	4-Jalen Tate	2-Moses Moody Justin Smith	2-Moses Moody Connor Vanover

LED TEAM IN POINTS (including ties)	
Moody	7
Notae	5
Smith	4
Sills	2
Vanover	2
Tate	1
Davis	1

LED TEAM IN REBS (including ties)	
Moody	6
Smith	6
Vanover	5
Williams	5
Jackson	1
Sills	1

LED TEAM IN ASSISTS (including ties)	
Tate	14
Notae	2
Sills	2
Smith	2
Davis	2
Vanover	1
Robinson	1
Moody	1

LED TEAM IN STEALS (including ties)	
Davis	7
Sills	6
Tate	6
Moody	4
Smith	4
Notae	3
Vanover	2
Smith	1
Jackson	1
Robinson	1

LED TEAM IN BLKS (including ties)	
Vanover	14
Williams	5
Moody	3
Notae	2
Smith	2
Davis	2
Tate	1
Jackson	1
Henderson	1

GAME 1			62	Mississippi Valley State	30	32	62	142	
	ESPN+ NETWORK			ARKANSAS	61	81	142		
				Nov. 26, 2020 • Fayetteville, Ark. • Bud Walton Arena					

Mississippi Valley 62 • 0-1

#	Player	Total		3-Ptr		Rebounds			PF	TP	A	TO	Blk	Stl	Min
		FG-FGA	FT-FTA	FG-FGA	FT-FTA	Off	Def	Tot							
13	Ronald Williams	f	0-1	0-0	0-0	1	3	4	5	0	0	2	0	0	11
00	Treylen Smith	g	3-9	1-3	0-0	1	1	2	4	7	1	3	2	0	15
02	Kam'Ron Cunningham	g	5-17	3-9	0-2	1	1	2	1	13	2	5	0	0	37
03	Caleb Hunter	g	3-9	3-5	1-2	2	1	3	4	10	1	2	1	0	28
11	Terry Collins	g	6-18	3-12	0-0	1	1	2	2	15	3	6	1	2	36
01	Alexander Perry		2-7	1-4	2-2	1	4	5	2	7	3	1	1	0	26
10	Devin Gordon		4-9	2-6	0-0	2	2	4	4	10	0	1	0	0	23
21	Quoiren Walden		0-1	0-0	0-0	1	1	2	1	0	1	0	1	1	9
23	Donalson Fanord		0-1	0-0	0-0	1	4	5	3	0	1	1	0	0	15
Team						0	4	4							
Totals			23-72	13-39	3-6	11	22	33	26	62	12	21	6	3	200
FG % 1st Half:		11-38	28.9%	2nd half:	12-34	35.3%	Game:		23-72	31.9%	Deadball Rebounds				
3FG % 1st Half:		8-22	36.4%	2nd half:	5-17	29.4%	Game:		13-39	33.3%					
FT % 1st Half:		0-1	0.0%	2nd half:	3-5	60.0%	Game:		3-6	50.0%					

Arkansas 142 • 1-0

#	Player	Total		3-Ptr		Rebounds			PF	TP	A	TO	Blk	Stl	Min
		FG-FGA	FT-FTA	FG-FGA	FT-FTA	Off	Def	Tot							
00	Justin Smith	f	6-9	0-0	1-3	3	1	4	0	13	2	0	0	3	20
02	Vance Jackson Jr.	f	5-9	4-6	1-1	2	5	7	0	15	0	1	0	0	15
11	Jalen Tate	f	4-7	2-3	2-3	1	4	5	3	12	6	2	0	1	17
03	Desi Sills	g	8-10	2-3	1-1	1	1	2	0	19	2	0	0	3	19
05	Moses Moody	g	3-12	1-6	9-10	2	1	3	3	16	2	0	0	3	24
01	JD Notae	g	3-7	2-5	5-8	2	3	5	4	13	7	1	0	0	24
04	Davonte Davis		2-5	0-1	1-1	1	2	3	1	5	2	1	0	0	12
10	Jaylin Williams		3-5	2-4	1-1	2	8	10	0	9	1	1	0	0	20
12	Khalen Robinson		5-8	3-5	2-2	0	2	2	0	15	3	1	0	1	18
13	Emeka Obukwelu		0-1	0-1	0-0	0	1	1	0	0	1	0	0	0	3
14	Brandon Kimble		0-0	0-0	0-0	0	1	1	0	0	0	0	0	0	1
23	Connor Vanover		8-11	4-5	3-3	3	5	8	0	23	0	0	3	0	19
24	Ethan Henderson		1-1	0-0	0-0	2	1	3	1	2	0	0	1	0	7
33	Bryson Morehead		0-1	0-1	0-0	0	0	0	0	0	0	0	0	0	1
Team						1	3	4							
Totals			48-86	20-40	26-33	20	38	58	12	142	26	7	4	11	200
FG % 1st Half:		22-39	56.4%	2nd half:	26-47	55.3%	Game:		48-86	55.8%	Deadball Rebounds				
3FG % 1st Half:		12-19	63.2%	2nd half:	8-21	38.1%	Game:		20-40	50.0%					
FT % 1st Half:		5-10	50.0%	2nd half:	21-23	91.3%	Game:		26-33	78.8%					

Officials: Michael Swaboda, Matt Jarman, K.B. Burdette Jr.  
Technical fouls: Mississippi Valley-None. Arkansas-None.  
Attendance: 4400

Score by periods	1st	2nd	Total
Mississippi Valley	30	32	62
Arkansas	61	81	142

Last FG - MVSU 2nd-01:37, ARK 2nd-01:03.  
Largest lead - MVSU by 1 1st-19:20, ARK by 80 2nd-02:08.  
MVSU led for 01:54. ARK led for 37:56. Game was tied for 00:10.

<b>GAME 3</b>						<b>60</b>		Mississippi Valley State 33 27 60		<b>72</b>			
						<b>ARKANSAS</b>		44 28 72					
Dec. 2, 2020 • Fayetteville, Ark. • Bud Walton Arena													

UT Arlington 60 • 1-3

#	Player	Total		3-Ptr		Rebounds			PF	TP	A	TO	Blk	Stl	Min
		FG-FGA	FT-FTA	FG-FGA	FT-FTA	Off	Def	Tot							
10	Fredelin De La Cruz	f	5-8	1-1	0-1	4	2	6	1	11	0	2	1	1	14
23	Patrick Mwamba	f	0-4	0-2	0-0	1	3	4	2	0	0	0	1	1	16
04	David Azore	g	2-4	1-1	0-0	0	1	1	3	5	0	1	0	1	16
13	Shahada Wells	g	6-11	3-4	2-4	1	2	3	2	17	3	3	0	1	28
20	Nicolas Elame	g	4-14	0-1	1-2	0	0	0	1	9	3	2	0	1	33
01	Sam Griffin		2-5	0-2	4-4	0	2	2	0	8	0	1	0	1	18
02	Jordan Phillips		1-1	1-1	0-0	0	0	0	2	3	1	1	0	0	11
03	Carson Bischoff		1-4	1-4	0-0	0	2	2	1	3	0	0	0	0	12
05	Brandyn Talbot		0-2	0-2	0-1	0	1	1	1	0	0	0	0	0	9
12	Lazaro Rojas		0-0	0-0	2-2	0	1	1	2	2	0	0	0	0	8
14	Davis Steelman		0-0	0-0	0-0	1	2	3	1	0	0	0	0	0	7
21	Tre Jones		0-0	0-0	0-0	0	1	1	1	0	0	1	1	0	11
35	McKade Marquis		0-0	0-0	0-0	0	0	0	0	0	0	0	0	0	1
33	Grayson Carter		0-1	0-1	2-2	2	0	2	1	2	0	1	0	0	16
Team						1	3	4							
Totals			21-54	7-19	11-16	10	20	30	18	60	7	13	3	7	200
FG % 1st Half:		12-31	38.7%	2nd half:	9-23	39.1%	Game:		21-54	38.9%	Deadball Rebounds				
3FG % 1st Half:		3-9	33.3%	2nd half:	4-10	40.0%	Game:		7-19	36.8%					
FT % 1st Half:		6-9	66.7%	2nd half:	5-7	71.4%	Game:		11-16	68.8%					

Arkansas 72 • 3-0

#	Player	Total		3-Ptr		Rebounds			PF	TP	A	TO	Blk	Stl	Min
		FG-FGA	FT-FTA	FG-FGA	FT-FTA	Off	Def	Tot							
00	Justin Smith	f	4-15	0-2	3-4	6	3	9	3	11	2	2	0	1	35
11	Jalen Tate	f	6-12	1-3	1-1	3	3	6	2	14	4	1	1	1	33
23	Connor Vanover	f	5-6	2-3	0-0	1	1	2	1	12	0	0	2	1	12
03	Desi Sills	g	1-6	0-3	1-2	1	2	3	2	3	2	1	0	4	31
05	Moses Moody	g	7-12	2-3	8-10	3	6	9	3	24	1	2	0	0	32
01	JD Notae		1-5	1-3	2-2	0	2	2	0	5	1	1	0	0	12
02	Vance Jackson Jr.		0-5	0-3	0-0	1	4	5	0	0	1	3	0	0	20
10	Jaylin Williams		0-0	0-0	0-0	1	2	3	0	0	0	1	1	1	12
12	Khalen Robinson		1-1	1-1	0-0	0	0	0	5	3	1	0	0	0	13
Team						1	3	4							
Totals			25-62	7-21	15-19	17	26	43	16	72	12	11	4	8	200
FG % 1st Half:		15-32	46.9%	2nd half:	10-30	33.3%	Game:		25-62	40.3%	Deadball Rebounds				
3FG % 1st Half:		6-14	42.9%	2nd half:	1-7	14.3%	Game:		7-21	33.3%					
FT % 1st Half:		8-10	80.0%	2nd half:	7-9	77.8%	Game:		15-19	78.9%					

Officials: Hunter Allen, Brian O'Connell, Don Dailly  
Technical fouls: UT Arlington-TEAM. Arkansas-None.  
Attendance: 4400

Score by periods	1st	2nd	Total
UT Arlington	33	27	60
Arkansas	44	28	72

Last FG - UTA 2nd-00:18, ARK 2nd-00:39.  
Largest lead - UTA by 3 1st-17:25, ARK by 21 2nd-13:05.  
UTA led for 02:27. ARK led for 35:30. Game was tied for 02:03.

GAME 2			54	North Texas	27	27	54	69	
				ARKANSAS	38	31	69		
Nov. 28, 2020 • Fayetteville, Ark. • Bud Walton Arena									

North Texas 54 • 1-1

#	Player		Total		3-Ptr		Rebounds				PF	TP	A	TO	Blk	Stl	Min
			FG-FGA	FG-FGA	FT-FTA	Off	Def	Tot									
13	Thomas Bell	f	4-8	0-1	0-0	0	3	3	2	8	1	3	0	0	17		
24	Zachary Simmons	f	5-10	1-1	0-0	1	6	7	3	10	2	3	1	0	28		
00	James Reese	g	2-12	1-5	0-0	2	3	5	0	5	1	1	0	0	33		
01	Mardrez McBride	g	2-6	0-2	4-4	1	6	7	1	8	1	2	1	0	30		
03	Javion Hamlet	g	1-4	0-0	3-4	1	2	3	3	5	4	2	0	1	30		
04	Jalen Jackson		3-6	0-1	0-0	0	2	2	0	6	1	1	0	0	16		
11	JJ Murray		0-0	0-0	0-0	0	0	0	0	0	0	0	0	0	1		
15	Rubin Jones		0-3	0-2	0-2	2	0	2	4	0	0	3	0	1	22		
22	Larry Wise		0-2	0-0	0-0	1	1	2	2	0	0	1	0	0	8		
34	Terence Lewis II		4-7	1-1	3-3	2	2	4	2	12	0	0	0	3	15		
	Team					0	1	1									
Totals			21-58	2-13	10-13	10	26	36	17	54	10	16	2	5	200		
FG % 1st Half: 11-30			36.7%	2nd half: 10-28	35.7%	Game: 21-58		36.2%	Deadball Rebounds								
3FG % 1st Half: 1-6			16.7%	2nd half: 1-7	14.3%	Game: 2-13		15.4%	2								
FT % 1st Half: 4-4			100.0%	2nd half: 6-9	66.7%	Game: 10-13		76.9%									

GAME 5		44 SOUTHERN ARKANSAS		20 24 44 79		Dec. 9, 2020 • Fayetteville, Ark. • Bud Walton Arena			

## Southern U. 44 • 0-3

#	Player	Total		3-Ptr		Rebounds			PF	TP	A	TO	Blk	Stl	Min
		FG-FGA	FG-FGA	FT-FTA	FT-FTA	Off	Def	Tot							
40	Damiree Burns	f	4-11	0-1	0-0	2	3	5	1	8	0	1	0	0	21
35	Kirk Parker	c	0-4	0-0	0-0	2	2	4	0	0	0	1	0	0	12
01	Ahsante Shivers	g	0-9	0-5	0-0	1	3	4	1	0	0	1	0	2	29
05	Jayden Saddler	g	4-8	1-1	0-0	1	5	6	2	9	1	4	0	1	31
20	Lamarcus Lee	g	4-9	0-4	0-0	1	2	3	1	8	0	2	0	1	27
00	Terrell Williams		0-0	0-0	0-0	0	1	1	0	0	0	0	0	0	7
02	Harrison Henderson		0-1	0-0	0-0	0	1	1	1	0	0	0	0	0	4
04	Isalah Rollins		0-0	0-0	0-0	0	0	0	0	0	1	1	0	0	4
10	Delor Johnson		2-5	0-0	4-4	0	2	2	0	8	0	0	0	1	13
11	DeSean Woods		0-2	0-2	0-0	0	1	1	5	0	2	2	0	0	9
13	Micha Bradford		0-1	0-0	0-0	0	0	0	2	0	0	0	0	0	2
22	Andre Allen		3-5	0-0	1-2	1	2	3	4	7	0	1	0	1	12
23	James Edwards		0-0	0-0	0-0	0	1	1	1	0	0	1	0	0	2
24	Andre Toure		0-2	0-0	0-0	0	0	0	1	0	1	0	0	0	5
25	Samkelo Cele		0-3	0-0	0-0	0	4	4	0	0	0	0	0	0	13
32	Jamarcus Jones		1-3	0-0	2-4	0	0	0	2	4	0	0	0	0	9
Team						2	2	4			1				
Totals			18-63	1-13	7-10	10	29	39	21	44	5	15	0	6	200
FG % 1st Half:		9-33	27.3%	2nd half:	9-30	30.0%	Game:		18-63	28.6%	Deadball Rebounds				
3FG % 1st Half:		1-8	12.5%	2nd half:	0-5	0.0%	Game:		1-13	7.7%					
FT % 1st Half:		1-2	50.0%	2nd half:	6-8	75.0%	Game:		7-10	70.0%					

## Arkansas 79 • 5-0

#	Player	Total		3-Ptr		Rebounds			PF	TP	A	TO	Blk	Stl	Min
		FG-FGA	FG-FGA	FT-FTA	FT-FTA	Off	Def	Tot							
00	Justin Smith	f	4-9	0-1	3-6	3	1	4	1	11	2	2	1	0	27
11	Jalen Tate	f	5-9	1-4	1-2	0	4	4	1	12	2	2	0	2	25
23	Connor Vanover	f	1-4	1-3	0-0	0	9	9	1	3	0	0	3	3	20
03	Desi Sills	g	4-7	3-5	0-1	0	3	3	0	11	5	0	1	1	21
05	Moses Moody	g	5-10	2-4	0-0	3	2	5	1	12	2	2	1	0	26
01	JD Notae	g	5-11	2-8	0-1	0	2	2	1	12	0	0	0	1	15
02	Vance Jackson Jr.		1-4	1-4	0-0	2	0	2	2	3	2	1	0	0	14
04	Davonte Davis		5-8	1-1	3-3	3	4	7	1	14	2	1	0	0	16
10	Jaylin Williams		0-1	0-1	0-2	0	2	2	1	0	0	1	2	0	13
12	Khalen Robinson		0-4	0-2	0-2	0	2	2	1	1	2	0	0	1	14
13	Emeka Obukwelu		0-0	0-0	0-0	0	0	0	0	0	0	0	0	0	1
14	Brandon Kimble		0-0	0-0	0-0	0	0	0	0	0	0	1	0	0	2
24	Ethan Henderson		0-0	0-0	0-0	1	1	2	0	0	0	0	0	0	5
33	Bryson Morehead		0-0	0-0	0-0	0	0	0	0	0	0	0	0	0	1
Team						1	3	4							
Totals			30-67	11-33	8-17	13	33	46	10	79	16	12	8	8	200
FG % 1st Half:		17-36	47.2%	2nd half:	13-31	41.9%	Game:		30-67	44.8%	Deadball Rebounds				
3FG % 1st Half:		4-16	25.0%	2nd half:	7-17	41.2%	Game:		11-33	33.3%					
FT % 1st Half:		4-7	57.1%	2nd half:	4-10	40.0%	Game:		8-17	47.1%					

Officials: Errol Lewis,Randy Heimerman,Jason Baker

Technical fouls: Southern U.-None. Arkansas-None.

Attendance: 3256

Score by periods	1st	2nd	Total
Southern U.	20	24	44
Arkansas	42	37	79

Points	In Paint	Off T/O	2nd Chance	Fast Break	Bench
SU	26	11	6	8	19
ARK	32	22	22	16	30

Last FG - SU 2nd-04:03, ARK 2nd-00:18.

Largest lead - SU None, ARK by 35 2nd-00:18.

SU led for 00:00. ARK led for 39:40. Game was tied for 00:20.

GAME 7		76 Oral Roberts ARKANSAS		40 36 76 87		Dec. 12, 2020 • Fayetteville, Ark. • Bud Walton Arena			

## Oral Roberts 76 • 3-5

#	Player	Total		3-Ptr		Rebounds			PF	TP	A	TO	Blk	Stl	Min
		FG-FGA	FG-FGA	FT-FTA	FT-FTA	Off	Def	Tot							
00	Kevin Obanor	f	7-12	0-1	7-8	2	8	10	2	21	0	2	1	1	36
22	Francis LaCris	f	0-4	0-2	2-3	2	1	3	3	2	0	1	2	1	19
02	Kareem Thompson	g	5-14	3-6	0-0	2	4	6	2	13	3	2	1	0	34
03	Max Abmas	g	4-11	1-6	2-3	0	0	0	4	11	4	2	0	3	33
10	RJ Glasper	g	5-13	1-6	3-4	0	4	4	4	14	2	2	0	0	33
11	Carlos JÃrgens		0-2	0-1	4-6	0	1	1	2	4	1	2	0	3	18
14	DeShang Weaver		4-7	3-6	0-0	0	5	5	5	11	1	1	3	1	24
23	Sheldon Stevens		0-1	0-1	0-0	0	0	0	0	0	0	0	0	1	3
Team						1	2	3			1				
Totals			25-64	8-29	18-24	7	25	32	22	76	11	13	7	10	200
FG % 1st Half:		14-35	40.0%	2nd half:	11-29	37.9%	Game:		25-64	39.1%	Deadball Rebounds				
3FG % 1st Half:		4-15	26.7%	2nd half:	4-14	28.6%	Game:		8-29	27.6%					
FT % 1st Half:		8-11	72.7%	2nd half:	10-13	76.9%	Game:		18-24	75.0%					

## Arkansas 87 • 7-0

#	Player	Total		3-Ptr		Rebounds			PF	TP	A	TO	Blk	Stl	Min
		FG-FGA	FG-FGA	FT-FTA	FT-FTA	Off	Def	Tot							
00	Justin Smith	f	9-20	0-3	4-5	10	7	17	2	22	0	3	1	2	39
11	Jalen Tate	f	4-10	0-1	0-0	3	3	6	4	8	4	5	0	1	39
23	Connor Vanover	f	1-5	1-3	0-0	1	2	3	0	3	0	0	0	0	9
03	Desi Sills	g	6-13	1-4	3-4	4	6	10	3	16	2	1	1	1	34
05	Moses Moody	g	7-12	1-4	3-6	4	3	7	1	18	1	2	1	1	28
01	JD Notae	g	4-13	0-6	7-8	0	5	5	2	15	3	2	3	1	30
02	Vance Jackson Jr.		1-3	1-3	2-4	1	3	4	1	5	2	0	0	1	10
04	Davonte Davis		0-1	0-0	0-0	0	1	1	3	0	2	1	0	1	9
12	Khalen Robinson		0-0	0-0	0-0	0	1	1	2	0	0	0	1	0	2
Team						1	3	4			1				
Totals			32-77	4-24	19-27	24	34	58	18	87	14	15	7	8	200
FG % 1st Half:		12-40	30.0%	2nd half:	20-37	54.1%	Game:		32-77	41.6%	Deadball Rebounds				
3FG % 1st Half:		2-16	12.5%	2nd half:	2-8	25.0%	Game:		4-24	16.7%					
FT % 1st Half:		4-7	57.1%	2nd half:	15-20	75.0%	Game:		19-27	70.4%					

Officials: Michael Roberts,James Breeding,Doug Shows

Technical fouls: Oral Roberts-None. Arkansas-TEAM.

Attendance: 4201

Score by periods	1st	2nd	Total
Oral Roberts	40	36	76
Arkansas	30	57	87

Points	In Paint	Off T/O	2nd Chance	Fast Break	Bench
ORU	22	21	6	11	15
ARK	56	19	23	15	20

Last FG - ORU 2nd-02:19, ARK 2nd-00:58.

Largest lead - ORU by 12 1st-04:53, ARK by 11 2nd-00:37.

ORU led for 20:20. ARK led for 17:17. Game was tied for 02:23.

Score tied - 2 times.  
Lead changed - 6 times.

GAME 6		75 CENTRAL ARKANSAS ARKANSAS		35 40 57 79		Dec. 12, 2020 • Fayetteville, Ark. • Bud Walton Arena			

## Central Arkansas 75 • 0-4

#
---



<b>GAME 9</b> <b>ESPN 2</b>		<b>97</b> <b>ARKANSAS</b> Auburn	<b>47</b> <b>50</b> <b>41</b> <b>44</b>	<b>97</b> <b>85</b>	<b>85</b> 
Dec. 30, 2020 • Auburn, Ala. • Auburn Arena					

Arkansas 97 • 9-0,1-0 SEC

#	Player	Total		3-Ptr		Rebounds			PF	TP	A TO Blk			Stl	Min
		FG-FGA	FG-FGA	FT-FTA	Off Def Tot	PF	TP	A TO Blk							
00	Justin Smith	f	2-3	0-0	0-2	1	3	4	1	4	1	1	0	0	12
23	Connor Vanover	f	5-11	1-6	6-6	3	2	5	3	17	0	0	1	1	26
03	Desi Sills	f	8-15	4-7	3-6	4	2	6	0	23	2	2	1	2	35
05	Moses Moody	f	4-11	2-6	6-6	2	4	6	2	16	1	2	0	2	39
11	Jalen Tate	f	5-8	0-1	2-2	0	3	3	4	12	4	2	0	2	29
02	JD Notae	f	6-12	2-6	7-9	0	3	3	1	21	2	2	2	4	27
02	Vance Jackson Jr.	f	0-2	0-2	0-0	0	2	2	1	0	1	0	0	0	12
04	Davonte Davis	f	2-3	0-0	0-0	1	0	1	0	4	1	0	0	2	13
10	Jaylin Williams	f	0-0	0-0	0-0	1	1	2	2	0	1	0	0	0	4
12	Khalen Robinson	f	0-0	0-0	0-0	0	0	0	1	0	0	0	0	0	2
24	Ethan Henderson	f	0-0	0-0	0-0	0	0	0	1	0	0	0	0	0	1
Team					1	1	2				1				
Totals			32-65	9-28	24-31	13	21	34	16	97	13	10	4	13	200
FG % 1st Half:		18-32	56.3%	2nd half:	14-33	42.4%	Game:	32-65	49.2%	Deadball Rebounds 4					
3FG % 1st Half:		7-17	41.2%	2nd half:	2-11	18.2%	Game:	9-28	32.1%						
FT % 1st Half:		4-6	66.7%	2nd half:	20-25	80.0%	Game:	24-31	77.4%						

Auburn 85 • 6-3,0-1 SEC

#	Player	Total		3-Ptr		Rebounds			PF	TP	A TO Blk			Stl	Min
		FG-FGA	FG-FGA	FT-FTA	Off Def Tot	PF	TP	A TO Blk							
10	JT Thor	f	1-4	0-2	3-6	2	1	3	1	5	2	0	2	0	19
23	Jaylin Williams	f	5-8	2-2	1-4	1	1	2	2	13	2	5	0	0	30
22	Allen Flanigan	f	6-11	3-7	4-5	3	7	10	3	19	3	5	0	0	29
24	Justin Powell	f	1-8	0-3	2-3	2	4	6	2	4	9	7	0	2	32
35	Devan Cambridge	f	5-6	5-6	0-0	0	4	4	3	15	0	0	0	0	21
01	Jamal Johnson	f	7-11	5-7	2-2	0	1	1	3	21	0	0	0	3	23
04	Javon Franklin	f	0-1	0-1	0-2	0	0	0	0	2	0	0	0	0	3
05	Chris Moore	f	0-1	0-1	2-2	1	1	2	1	2	0	0	0	0	15
13	Babatunde Akingbola	f	1-1	0-0	0-0	0	1	1	3	2	0	0	3	0	12
44	Dylan Cardwell	f	2-3	0-0	0-0	1	3	4	2	4	0	1	0	0	16
Team					1	0	1				1				
Totals			28-54	15-29	14-24	11	23	34	20	85	18	19	5	6	200
FG % 1st Half:		15-28	53.6%	2nd half:	13-26	50.0%	Game:	28-54	51.9%	Deadball Rebounds 4					
3FG % 1st Half:		9-17	52.9%	2nd half:	6-12	50.0%	Game:	15-29	51.7%						
FT % 1st Half:		2-9	22.2%	2nd half:	12-15	80.0%	Game:	14-24	58.3%						

Officials: Rob Rorke,Vladimir Voyard-Tadal,Terry Oglesby  
Technical fouls: Arkansas-None. Auburn-None.  
Attendance: 1824

Score by periods	1st	2nd	Total
Arkansas	47	50	97
Auburn	41	44	85

Last FG - ARK 2nd-00:00, AUB 2nd-00:11.

Largest lead - ARK by 12 2nd-00:00, AUB by 1 1st-16:00.

ARK led for 38:33, AUB led for 00:19. Game was tied for 01:08.

Score tied - 2 times.  
Lead changed - 2 times.

<b>GAME 11</b> <b>ESPN 2</b>		<b>74</b> <b>ARKANSAS</b> #9/8 Tennessee	<b>40</b> <b>34</b> <b>33</b> <b>46</b>	<b>74</b> <b>79</b>	<b>79</b> 
Jan. 6, 2021 • Knoxville, Tenn. • Thompson-Boling Arena					

Arkansas 74 • 9-2,1-2 SEC

#	Player	Total		3-Ptr		Rebounds			PF	TP	A TO Blk			Stl	Min
		FG-FGA	FG-FGA	FT-FTA	Off Def Tot	PF	TP	A TO Blk							
10	Jaylin Williams	f	3-3	0-0	0-0	0	2	2	6	0	4	1	0	1	14
11	Jalen Tate	f	7-11	1-2	0-1	0	5	5	4	15	6	6	0	0	30
23	Connor Vanover	f	5-9	1-3	1-1	2	5	7	4	12	0	0	1	0	27
03	Desi Sills	f	0-1	0-1	0-0	2	0	2	2	0	3	0	0	0	18
05	Moses Moody	f	1-8	1-4	3-3	0	2	4	6	1	0	0	0	0	37
01	JD Notae	f	7-11	2-4	3-3	0	4	4	1	19	3	4	0	0	28
02	Vance Jackson Jr.	f	5-10	3-6	1-2	0	9	9	2	14	1	0	0	0	33
04	Davonte Davis	f	1-2	0-0	0-0	0	0	0	1	2	0	1	0	1	5
12	Khalen Robinson	f	0-0	0-0	0-0	0	2	2	2	0	1	1	0	0	5
24	Ethan Henderson	f	0-0	0-0	0-0	0	0	0	0	0	1	0	0	0	3
Team					2	2	4								
Totals			29-55	8-20	8-10	6	31	37	22	74	12	20	2	2	200
FG % 1st Half:		16-28	57.1%	2nd half:	13-27	48.1%	Game:	29-55	52.7%	Deadball Rebounds 0					
3FG % 1st Half:		5-11	45.5%	2nd half:	3-9	33.3%	Game:	8-20	40.0%						
FT % 1st Half:		3-3	100.0%	2nd half:	5-7	71.4%	Game:	8-10	80.0%						

Tennessee 79 • 8-1,2-1 SEC

#	Player	Total		3-Ptr		Rebounds			PF	TP	A TO Blk			Stl	Min
		FG-FGA	FG-FGA	FT-FTA	Off Def Tot	PF	TP	A TO Blk							
10	John Fulkerson	f	6-11	0-0	4-6	0	8	8	0	16	3	0	3	0	33
35	Yves Pons	f	3-6	0-2	0-0	2	1	3	0	6	1	0	4	0	33
05	Josiah-Jordan James	f	6-12	2-6	3-5	1	8	9	3	17	1	0	1	3	36
25	Santiago Vescovi	f	1-7	0-4	2-2	0	2	2	3	4	3	2	0	0	24
45	Keon Johnson	f	4-8	0-1	6-6	0	2	2	0	14	1	1	0	1	24
11	Jaden Springer	f	2-7	1-2	0-1	0	0	0	2	5	3	1	0	2	21
12	Victor Bailey Jr.	f	5-9	2-3	5-6	0	1	1	3	17	0	0	1	1	23
33	Uros Plavsic	f	0-0	0-0	0-0	0	0	0	0	0	0	0	0	0	2
55	E.J. Anosike	f	0-0	0-0	0-0	0	0	0	1	0	1	0	0	0	4
Team					3	0	3				1				
Totals			27-60	5-18	20-26	6	22	28	12	79	13	5	9	10	200
FG % 1st Half:		14-34	41.2%	2nd half:	13-26	50.0%	Game:	27-60	45.0%	Deadball Rebounds 2					
3FG % 1st Half:		2-10	20.0%	2nd half:	3-8	37.5%	Game:	5-18	27.8%						
FT % 1st Half:		3-5	60.0%	2nd half:	17-21	81.0%	Game:	20-26	76.9%						

Officials: Jason Baker,Olandis Poole,Vladimir Voyard-Tadal  
Technical fouls: Arkansas-None. Tennessee-None.  
Attendance: 4191

Score by periods	1st	2nd	Total
Arkansas	40	34	74
Tennessee	33	46	79

Last FG - ARK 2nd-00:26, UT 2nd-04:50.

Largest lead - ARK by 7 1st-09:23, UT by 8 2nd-03:56.

ARK led for 24:35, UT led for 11:27. Game was tied for 03:58.

Score tied - 5 times.  
Lead changed - 5 times.

<b>GAME 10</b> <b>CBS</b>		<b>81</b> <b>#12/12 Missouri</b> <b>ARKANSAS</b>	<b>33</b> <b>48</b> <b>30</b> <b>38</b>	<b>81</b> <b>68</b>	<b>68</b> 
Jan. 2, 2021 • Fayetteville, Ark. • Bud Walton Arena					

Missouri 81 • 7-1,1-1 SEC

		Total		3-Ptr	Rebounds											
#	Player	FG-FGA	FG-FGA	FT-FTA	Off	Def	Tot	PF	TP	A	TO	Blk	Stl	Min		
23	Jeremiah Tilmon	f	9-13	0-0	7-10	3	8	11	3	25	0	1	0	0	27	
24	Kobe Brown	f	3-4	0-0	0-0	1	5	6	4	6	0	0	0	0	14	
01	Xavier Pinson	f	5-11	1-4	12-15	1	4	5	3	23	4	2	0	0	32	
12	Dru Smith	f	2-4	2-2	0-0	0	3	3	4	6	1	6	1	2	27	
13	Mark Smith	f	3-7	2-6	3-5	1	8	9	4	11	0	8	0	1	35	
00	Torrence Watson	f	0-2	0-2	0-2	1	1	2	0	0	0	0	0	0	7	
02	Drew Buggs	f	0-1	0-0	3-4	0	4	4	3	3	4	2	0	0	13	
04	Javon Pickett	f	2-6	0-3	1-1	0	3	3	4	5	4	2	0	0	24	
05	Mitchell Smith	f	0-3	0-2	2-2	0	3	3	4	2	1	0	0	0	21	
Team					3	2	5									
Totals			24-51	5-19	28-39	10	41	51	29	81	14	21	1	3	200	
FG % 1st Half: 12-27		44.4%	2nd half: 12-24	50.0%	Game: 24-51		47.1%							Deadball Rebound: 7		
3FG % 1st Half: 1-8		12.5%	2nd half: 4-11	36.4%	Game: 5-19		26.3%									
FT % 1st Half: 8-15		53.3%	2nd half: 20-24	83.3%	Game: 28-39		71.8%									

GAME 13			76	ARKANSAS	31	45	76	92	
ESPN 2			LSU	51	41	92			
Jan. 13, 2021 • Baton Rouge, La. • Maravich Center									

Arkansas 76 • 10-3,2-3 SEC

#	Player	Total		3-Ptr	Rebounds										
		FG-FGA	FG-FGA	FT-FTA	Off	Def	Tot	PF	TP	A	TO	Blk	Stl	Min	
02	Vance Jackson Jr.	f	1-8	0-4	0-0	3	4	7	1	2	1	1	0	1	22
23	Connor Vanover	f	1-3	1-2	0-0	1	1	2	1	3	0	0	0	0	8
04	Davonte Davis	e	1-11	0-1	2-3	1	2	3	1	4	2	2	1	2	27
05	Moses Moody	e	7-18	1-5	3-4	5	1	6	4	18	2	3	0	2	36
11	Jalen Tate	e	2-5	1-4	1-2	0	1	1	2	6	1	4	0	0	21
01	JD Notae		8-20	3-10	3-4	3	2	5	3	22	1	2	0	3	26
03	Desi Sills		4-8	2-5	4-4	0	4	4	2	14	0	0	0	0	29
10	Jaylin Williams		2-3	0-0	3-3	4	6	10	5	7	1	3	1	2	28
24	Ethan Henderson		0-0	0-0	0-0	0	0	0	1	0	0	0	0	0	3
Team						0	1	1							
Totals			26-76	8-31	16-20	17	22	39	20	76	8	15	2	10	200

FG % 1st Half:	12-34	35.3%	2nd half:	14-42	33.3%	Game:	26-76	34.2%	Deadball Rebounds	3
3FG % 1st Half:	4-14	28.6%	2nd half:	4-17	23.5%	Game:	8-31	25.8%		
FT % 1st Half:	3-3	100.0%	2nd half:	13-17	76.5%	Game:	16-20	80.0%		

LSU 92 • 9-2,1-1 SEC

#	Player	Total		3-Ptr	Rebounds					PF	TP	A	TO	Blk	Stl	Min
		FG-FGA	FG-FGA	FT-FTA	Off	Def	Tot									
00	Mwani Wilkinson	f	4-4	1-1	2-2	2	4	6	3	11	1	0	0	2	28	
02	Trendon Watford	f	9-16	1-2	4-4	2	8	10	3	23	0	6	0	0	33	
04	Darius Days	f	8-10	2-4	0-0	5	8	13	2	18	0	2	1	2	30	
01	Javonte Smart	e	4-13	1-3	4-7	1	2	3	2	13	5	2	0	0	35	
24	Cameron Thomas	e	5-15	1-7	6-8	0	4	4	2	17	3	3	0	1	32	
03	Jalen Cook		0-0	0-0	0-0	0	1	1	2	0	0	1	0	0	3	
11	Josh LeBlanc		1-2	0-0	0-0	1	2	3	2	2	0	0	2	0	15	
15	Aundre Hyatt		2-3	1-1	0-0	1	3	4	1	5	0	0	0	1	11	
25	Eric Gaines		1-2	0-1	1-3	0	1	1	3	3	1	4	0	1	13	
Team							2 1 3									
Totals			34-65	7-19	17-24	14	34	48	20	92	10	19	3	7	200	

FG % 1st Half:	18-36	50.0%	2nd half:	16-29	55.2%	Game:	34-65	52.3%	Deadball Rebounds	2
3FG % 1st Half:	6-14	42.9%	2nd half:	1-5	20.0%	Game:	7-19	36.8%		
FT % 1st Half:	9-11	81.8%	2nd half:	8-13	61.5%	Game:	17-24	70.8%		

Officials: Rob Rorke,Todd Austin,Don Daily  
Technical fouls: Arkansas-None. LSU-None.  
Attendance: 2540

Score by periods	1st	2nd	Total
Arkansas	31	45	76
LSU	51	41	92

Last FG - ARK 2nd-00:52, LSU 2nd-01:48.  
Largest lead - ARK by 4 1st-18:53, LSU by 31 1st-06:10.  
ARK led for 02:49. LSU led for 36:34. Game was tied for 00:37.

Score tied - 1 time.  
Lead changed - 1 time.

GAME 15			73	Auburn	43	30	73	75	
				ARKANSAS	31	44	75		
Jan. 20, 2021 • Fayetteville, Ark. • Bud Walton Arena									

Auburn 73 • 8-7,2-5 SEC

#	Player	Total		3-Ptr		Rebounds			PF	TP	A	TO	Blk	Stl	Min
		FG-FA	FG-FA	FT-FA	Off	Def	Tot								
10	JT Thor	f	3-8	1-3	5-6	2	3	5	2	12	0	3	2	3	24
23	Jaylin Williams	f	1-5	0-2	0-0	1	3	4	2	2	0	2	0	0	24
01	Jamal Johnson		3-6	2-3	1-2	1	2	3	4	9	0	0	0	0	24
02	Sharife Cooper	g	9-19	2-6	5-6	1	3	4	2	25	4	4	0	0	37
22	Allen Flanigan	g	2-7	0-4	3-4	0	4	4	4	7	1	4	0	4	24
04	Javon Franklin		3-4	2-2	0-0	1	3	4	1	8	0	1	2	0	11
05	Chris Moore		1-3	0-0	1-3	2	1	3	0	3	1	0	0	0	12
13	Babatunde Akingbola		1-1	0-0	0-1	2	2	4	0	2	0	1	2	0	9
35	Devan Cambridge		0-3	0-3	1-2	0	1	1	1	1	2	1	0	0	23
44	Dylan Cardwell		2-2	0-0	0-0	1	0	1	2	4	0	2	1	0	12
Team						0	1	1			1				
Totals			25-58	7-23	16-24	11	22	24	18	73	10	17	0	7	200

FG % 1st Half:	16-27	59.3%	2nd half:	9-31	29.0%	Game:	25-58	43.1%	Deadball Rebounds	6.2
3FG % 1st Half:	4-9	44.4%	2nd half:	3-14	21.4%	Game:	7-23	30.4%		
FT % 1st Half:	7-9	77.8%	2nd half:	9-15	60.0%	Game:	16-24	66.7%		

Arkansas 75 • 11-4,3-4 SEC

#	Player		Total		3-Ptr	Rebounds							PF	TP	A	TO	Blk	Stl	Min
			FG-FGA	FT-FTA	FG-FGA	FT-FTA	Off	Def	Tot										
00	Justin Smith	f	5-11	0-0	0-0	4	1	5	2	10	2	1	0	0	0	0	27		
23	Connor Vanover	f	1-3	0-1	0-0	0	3	3	0	2	0	0	0	0	0	9			
01	JD Notae		0-5	0-2	2-2	0	1	1	0	2	0	2	1	1	1	10			
05	Moses Moody	g	2-9	0-4	1-2	1	4	5	2	5	2	2	1	1	32				
11	Jalen Tate	g	6-10	2-4	0-1	1	3	4	5	14	5	5	1	4	34				
02	Vance Jackson Jr.		1-2	1-2	0-0	0	0	0	0	3	1	0	0	0	5				
03	Desi Sills		7-12	0-1	8-10	0	3	3	3	22	2	1	0	1	32				
04	Davonte Davis		5-9	0-0	0-0	2	2	4	4	10	2	3	0	0	20				
10	Jaylin Williams		3-4	1-1	0-0	2	5	7	3	7	2	1	2	1	29				
24	Ethan Henderson		0-0	0-0	0-0	0	0	0	1	0	0	0	0	0	2				
Team						3	1	4				1							

FG % 1st Half:	12-31	38.7%	2nd half:	18-34	52.9%	Game:	30-65	46.2%	Deadball Rebounds	1.1
3FG % 1st Half:	3-10	30.0%	2nd half:	1-5	20.0%	Game:	4-15	26.7%		
FT % 1st Half:	4-5	80.0%	2nd half:	7-10	70.0%	Game:	11-15	73.3%		

Officials: Gerry Pollard,Chuck Jones,Mike Nance  
Technical fouls: Auburn-None. Arkansas-None.  
Attendance: 4400

Score by periods	1st	2nd	Total
Auburn	43	30	73
Arkansas	31	44	75

Last FG - AUB 2nd-01:03, ARK 2nd-03:29.  
Largest lead - AUB by 19 1st-04:17, ARK by 8 2nd-02:40.  
AUB led for 25:17. ARK led for 10:47. Game was tied for 03:56.

Score tied - 4 times.  
Lead changed - 5 times.

<b>GAME 14</b>			<b>59</b>	<b>ARKANSAS</b>		19 40		59		<b>92</b>	
				#-24 Alabama		42 48		90			
Jan. 16, 2021 • Tuscaloosa, Ala. • Coleman Coliseum											

Arkansas 59 • 10-4,2-4 SEC

#	Player	Total		3-Ptr		Rebounds			PF	TP	A	TO	Blk	Stl	Min
		FG-FGA	FT-FTA	FG-FGA	FT-FTA	Off	Def	Tot							
00	Justin Smith	f	2-4	0-0	1-2	1	0	1	2	5	1	3	0	1	18
10	Jaylin Williams	f	0-1	0-0	0-0	0	2	2	1	0	1	0	1	1	18
03	Desi Sills	g	1-8	0-3	1-1	1	1	2	3	3	1	2	0	1	23
05	Moses Moody		10-25	3-7	5-5	3	6	9	2	28	1	2	0	0	35
11	Jalen Tate	g	4-9	0-2	2-2	0	4	4	3	10	3	6	0	1	29
01	JD Notae		2-7	1-3	0-2	0	1	1	0	5	0	3	1	2	18
02	Vance Jackson Jr.		0-4	0-2	1-2	0	2	2	0	1	0	1	0	3	14
04	Davonte Davis		1-3	0-0	3-4	1	5	6	3	5	1	0	0	0	28
23	Connor Vanover		0-0	0-0	0-0	0	0	0	0	0	0	0	0	0	2
24	Ethan Henderson		1-2	0-0	0-0	2	2	4	1	2	0	1	3	0	15
	Team					2	3	5							
Totals			21-63	4-17	13-18	10	26	36	15	59	8	18	5	9	200

GAME 17		Ole Miss		25	34	59	74	
		ARKANSAS		37	37	74	74	
Jan. 27, 2021 • Fayetteville, Ark. • Bud Walton Arena								

Ole Miss 59 • 8-7,3-5 SEC

#	Player	Total		3-Ptr		Rebounds			PF	TP	A TO		Blk	Stl	Min
		FG-FGA	FT-FTA	FG-FGA	FT-FTA	Off	Def	Tot							
00	Romello White	f	1-5	0-0	1-1	3	5	8	3	3	1	0	1	1	29
05	KJ Buffen	f	2-7	0-0	1-2	1	2	3	4	5	1	0	0	0	24
02	Devontae Shuler	e	9-12	0-3	1-2	0	3	3	3	19	1	1	0	1	29
15	Luis Rodriguez	e	4-6	0-1	2-2	2	1	3	2	10	2	2	0	2	24
24	Jarkel Joiner	e	5-12	0-4	1-2	0	1	1	3	11	1	1	0	1	34
01	Austin Crowley	e	0-3	0-1	0-0	0	2	2	0	1	0	0	0	0	9
03	Khadim Sy	e	1-3	0-2	0-0	0	1	1	1	2	0	0	2	0	10
11	Matthew Murrell	e	1-4	1-2	0-0	0	1	1	0	3	2	2	1	0	18
14	Dimencio Vaughn	e	1-2	0-1	0-1	0	0	0	2	2	0	2	1	1	8
21	Robert Allen	e	0-1	0-1	2-2	0	2	2	0	2	1	0	0	2	7
23	Sammy Hunter	e	1-2	0-1	0-0	1	0	1	1	2	0	0	1	0	8
Team						1	3	4							
Totals		25-57	1-16	8-12	8	21	29	19	59	9	9	6	8	200	
FG % 1st Half:		11-27	40.7%	2nd half:	14-30	46.7%	Game:	25-57	43.9%	Deadball Rebounds					
3FG % 1st Half:		0-9	0.0%	2nd half:	1-7	14.3%	Game:	1-16	6.3%						
FT % 1st Half:		3-4	75.0%	2nd half:	5-8	62.5%	Game:	8-12	66.7%						

Arkansas 74 • 13-4,5-4 SEC

#	Player	Total		3-Ptr		Rebounds			PF	TP	A TO		Blk	Stl	Min
		FG-FGA	FT-FTA	FG-FGA	FT-FTA	Off	Def	Tot							
00	Justin Smith	f	4-8	1-1	1-1	1	5	6	1	10	2	1	0	0	30
23	Connor Vanover	f	4-8	0-2	0-0	2	5	7	3	8	1	1	5	0	29
03	Desi Sills	e	3-7	1-3	2-2	0	0	0	2	9	0	0	0	1	24
05	Moses Moody	e	1-3	0-1	3-5	1	0	1	3	5	2	3	1	0	19
11	Jalen Tate	e	3-7	2-4	1-3	1	1	2	3	9	3	3	0	2	37
01	JD Notae	e	4-11	3-6	8-9	0	5	5	0	19	2	1	0	1	25
02	Vance Jackson Jr.	e	0-1	0-0	0-0	0	0	0	0	0	0	0	0	0	4
04	Davonte Davis	e	7-9	0-0	0-1	2	4	6	1	14	1	3	0	2	25
10	Jaylin Williams	e	0-0	0-0	0-0	0	3	3	0	1	0	0	0	0	7
Team						4	3	7							
Totals		26-54	7-17	15-21	11	26	37	16	74	12	12	6	6	200	
FG % 1st Half:		13-28	46.4%	2nd half:	13-26	50.0%	Game:	26-54	48.1%	Deadball Rebounds					
3FG % 1st Half:		3-7	42.9%	2nd half:	4-10	40.0%	Game:	7-17	41.2%						
FT % 1st Half:		8-10	80.0%	2nd half:	7-11	63.6%	Game:	15-21	71.4%						

Officials: Rob 'Rorke, Ron Groover, Vladimir Voyard-Tadal

Technical fouls: Ole Miss-None. Arkansas-None.

Attendance: 4400

Score by periods	1st	2nd	Total
Ole Miss	25	34	59
Arkansas	37	37	74

Last FG - OM 2nd-01:19, ARK 2nd-01:30.

Largest lead - OM by 4-15:54, ARK by 20 2nd-10:06.

OM led for 01:45. ARK led for 04:24. Game was tied for 03:51.

Score tied - 3 times.  
Lead changed - 2 times.

<b>GAME 19</b>			<b>61</b>	Mississippi State	22	23	45	<b>61</b>	
	ESPN NETWORK			ARKANSAS	28	33	61		
				Feb. 2, 2021 • Fayetteville, Ark. • Bud Walton Arena					

Mississippi State 45 • 10-9,4-6 SEC

#	Player	Total		3-Ptr		Rebounds			PF	TP	A TO		Blk	Stl	Min
		FG-FGA	FT-FTA	FG-FGA	FT-FTA	Off	Def	Tot							
24	Abdul Ado	f	1-4	0-0	0-0	0	1	1	0	2	0	0	2	0	23
35	Tolu Smith	f	3-8	0-0	4-8	2	3	5	1	10	1	5	0	1	34
01	Iverson Molinar	e	1-4	0-1	4-4	0	3	3	3	6	3	4	0	0	32
03	D.J. Stewart Jr.	e	4-10	0-2	0-0	0	3	3	3	8	3	4	0	5	36
05	Deivon Smith	e	0-3	0-1	0-1	0	4	4	5	0	1	3	1	1	18
00	Jalen Johnson	e	2-5	1-3	1-2	0	1	1	2	6	0	1	0	0	14
02	Javian Davis	e	0-0	0-0	0-0	1	2	3	1	0	1	2	0	0	5
04	Cameron Matthews	e	0-2	0-1	0-0	1	1	2	2	0	0	2	0	0	14
20	Derek Fountain	e	2-7	2-5	1-3	1	3	4	1	7	0	2	1	0	9
32	Quinten Post	e	2-6	2-6	0-0	1	1	2	0	6	1	2	0	2	15
Team						2	4	6							
Totals		15-49	5-19	10-18	8	26	34	18	45	10	26	4	9	200	
FG % 1st Half:		6-22	27.3%	2nd half:	9-27	33.3%	Game:	15-49	30.6%	Deadball Rebounds					
3FG % 1st Half:		2-7	28.6%	2nd half:	3-12	25.0%	Game:	5-19	26.3%						
FT % 1st Half:		8-12	66.7%	2nd half:	2-6	33.3%	Game:	10-18	55.6%						

Arkansas 61 • 14-5,6-4 SEC

#	Player	Total		3-Ptr		Rebounds			PF	TP	A TO		Blk	Stl	Min
		FG-FGA	FT-FTA	FG-FGA	FT-FTA	Off	Def	Tot							
00	Justin Smith	f	5-8	0-1	0-0	3	7	10	1	10	1	1	0	0	36
23	Connor Vanover	f	6-11	1-4	0-0	3	5	8	4	13	2	3	3	2	29
04	Davonte Davis	e	4-12	0-0	2-2	2	6	8	2	10	2	3	0	0	35
05	Moses Moody	e	4-12	1-4	4-4	3	4	7	4	13	1	3	0	2	38
11	Jalen Tate	e	2-9	0-2	2-2	1	2	3	2	6	5	2	1	3	29
01	JD Notae	e	2-6	0-2	5-6	0	3	3	0	9	2	3	0	1	18
02	Vance Jackson Jr.	e	0-1	0-1	0-0	0	0	0	0	0	0	1	0	0	2
03	Desi Sills	e	0-3	0-1	0-0	0	1	1	0	0	0	0	2	0	4
10	Jaylin Williams	e	0-2	0-2	0-0	0	0	0	2	0	0	1	0	2	9
24	Ethan Henderson	e	0-0	0-0	0-0	0	0	0	0	0	0	0	0	0	0+
Team						3	2	5							
Totals		23-64	2-17	13-14	15	30	45	15	61	13	17	6	10	200	
FG % 1st Half:		10-31	32.3%	2nd half:	13-33	39.4%	Game:	23-64	35.9%	Deadball Rebounds					
3FG % 1st Half:		1-10	10.0%	2nd half:	1-7	14.3%	Game:	2-17	11.8%						
FT % 1st Half:		7-8	87.5%	2nd half:	6-6	100.0%	Game:	13-14	92.9%						

Officials: Doug Simmons, Todd Austin, Pat Adams

Technical fouls: Mississippi State-None. Arkansas-TEAM.

Attendance: 4400

Score by periods	1st	2nd	Total
Mississippi State	22	23	45
Arkansas	28	33	61

Last FG - MSU 2nd-00:48, ARK 2nd-01:06.

Largest lead - MSU by 13 1st-09:09, ARK by 19 2nd-01:06.

MSU led for 12:46. ARK led for 22:30. Game was tied for 04:44.

Score tied - 2 times.  
Lead changed - 2 times.

GAME 18 ESPN 2		77	ARKANSAS	34	43	77	81	
			Oklahoma State	38	43	81		
		Jan. 30, 2021 • Stillwater, Okla. • Gallagher-Iba Arena						

Arkansas 77 • 13-5

#	Player		Total		3-Ptr		Rebounds					PF	TP	A TO Blk Stl				Min
			FG-FGA	FT-FTA	FG-FGA	FT-FTA	Off	Def	Tot									
00	Justin Smith	f	9-14	0-0	0-0	4	3	7	3	18	4	4	0	0	0	37		
23	Connor Vanover	f	4-9	1-4	0-0	1	3	4	1	9	0	3	5	1	26			
03	Desi Sills	e	2-4	1-2	0-0	2	2	4	1	5	2	0	0	1	15			
05	Moses Moody	e	8-13	1-3	0-1	0	4	4	0	17	1	1	0	0	32			
11	Jalen Tate	e	1-5	0-0	1-2	0	0	0	1	3	2	4	0	1	24			
01	JD Notae	e	4-12	2-6	3-4	1	2	3	0	13	2	2	0	2	28			
02	Vance Jackson Jr.		0-0	0-0	0-0	0	0	0	2	0	0	0	0	0	3			
04	Davonte Davis		6-12	0-0	0-0	2	2	4	4	12	1	1	0	3	28			
10	Jaylin Williams		0-1	0-0	0-0	1	3	4	2	0	1	0	0	0	7			
	Team					1	1	2										
Totals			34-70	5-15	4-7	12	20	32	14	77	13	15	5	8	200			
FG % 1st Half: 16-39			41.0%	2nd half: 18-31		58.1%	Game: 34-70		48.6%	Deadball Rebound 0								
3FG % 1st Half: 1-6			16.7%	2nd half: 4-9		44.4%	Game: 5-15		33.3%									
FT % 1st Half: 1-4			25.0%	2nd half: 3-3		100.0%	Game: 4-7		57.1%									



**GAME 21**  
**ESPN 2**

**86** **ARKANSAS**  
#10/10 Missouri

31 42 13 86  
35 38 8 81

**81** **MISSOURI**

Feb. 13, 2021 • Columbia, Mo. • Mizzou Arena

Arkansas 86 • 16-5, 8-4 SEC

		Total		3-Ptr		Rebounds								
#	Player	FG-FGA	FG-FGA	FT-FTA	Off	Def	Tot	PF	TP	A	TO	Blk	Stl	Min
00	Justin Smith	6-10	1-3	6-7	1	5	6	2	19	3	0	0	2	38
23	Connor Vanover	5-7	2-4	0-0	1	3	4	3	12	2	3	2	0	25
04	Dawonte Davis	3-10	0-0	2-2	1	3	4	2	8	3	0	1	0	32
05	Moses Moody	4-7	2-4	6-6	0	5	5	4	16	1	4	2	2	34
11	Jalen Tate	5-9	1-2	3-4	2	2	4	4	14	4	2	1	1	40
01	JD Notae	1-5	0-1	0-0	0	1	1	0	2	0	0	0	1	13
02	Vance Jackson Jr.	1-4	1-3	0-0	0	1	1	1	3	0	1	0	0	8
03	Desi Sills	3-7	0-2	2-2	1	3	4	1	8	2	2	0	0	21
10	Jaylin Williams	1-3	1-2	1-2	0	2	2	4	4	3	1	0	0	14
	Team				2	1	3							
Totals		29-62	8-21	20-23	8	26	34	21	86	18	13	6	6	225
FG % 1st Half: 10-20		33.3%	2nd half: 16-27	59.3%	OT: 3-5	60.0%	Game: 29-62	46.8%	Rebounds					
3FG % 1st Half: 4-10		40.0%	2nd half: 4-10	40.0%	OT: 0-1	0.0%	Game: 8-21	38.1%	Rebounds					
FT % 1st Half: 7-8		87.5%	2nd half: 6-6	100.0%	OT: 7-8	87.5%	Game: 20-23	87.0%	Rebounds					

Missouri 81 • 13-5, 6-5 SEC

#	Player	Total			3-Ptr			Rebounds			PF	TP	A	TO	Blk	Stl	Min
		FG-FGA	FG-FGA	FT-FTA	Off	Def	Tot	Off	Def	Tot							
03	Mitchell Smith	r	3-7	2-5	0-0	3	4	7	5	8	0	1	0	1	27		
24	Kobe Brown	r	2-5	0-2	2-4	2	7	9	1	6	1	3	0	0	23		
01	Xavier Pinson	g	7-13	5-8	4-5	0	3	3	4	23	3	1	0	1	30		
12	Dru Smith	g	5-12	2-4	3-4	0	4	4	2	15	7	6	0	1	43		
13	Mark Smith	K	0-8	0-5	4-4	2	4	6	2	4	0	1	1	0	28		
00	Torrence Watson		3-5	3-5	0-0	1	1	2	1	9	0	0	1	3	25		
02	Drew Duggs		3-4	1-2	1-2	0	1	1	0	8	2	1	0	0	15		
04	Javon Pickett		1-3	0-1	0-0	0	1	1	2	2	1	2	0	0	8		
02	Parke Braum		3-4	0-0	0-2	1	2	3	3	6	1	0	1	0	26		
	Team					3	0	3			1						
Totals			27-61	13-32	14-21	12	27	39	20	81	15	16	3	6	225		
FG % 1st Half: 11-25		44.0%	2nd half: 15-32	46.9%	OT: 1-4	25.0%	Game: 27-61	44.3%	Rebounds								
3FG % 1st Half: 6-14		42.9%	2nd half: 7-17	41.2%	OT: 0-1	0.0%	Game: 13-32	40.6%	Rebounds								
FT % 1st Half: 7-10		70.0%	2nd half: 1-2	50.0%	OT: 6-9	66.7%	Game: 14-21	66.7%	Rebounds								

Officials: Will Howard, Patrick Evans, Joe Limbary  
Technical Fouls: Arkansas-None, Missouri-None  
Attendance: 31,111

Score by periods	1st	2nd	OT	Total
Arkansas	31	42	13	86
Missouri	35	38	8	81

	In	Out	2nd	Final	Reb
Points	Point	T/O	Chance	Break	Break
ARK	36	30	51	2	17
MISSOURI	28	51	7	12	21

Last FG - ARK 07:00:30, MISSOURI 07:02:11.  
Largest lead - ARK by 7 2nd 11:00, MISSOURI by 9 1st 09:30.  
ARK led for 16:04, MISSOURI led for 21:51. Game was tied for 06:23.

Score tied - 13 times.  
Lead changed - 21 times.

## LAST TIME AN ARKANSAS PLAYER...

### • SCORING •

**Scored 25 Points: 26 Moses Moody AND 25 Jalen Tate at Vandy (01/23/21)**

Scored 30 Points: 30 Mason Jones at Texas A&M (03/07/20)

Scored 40 Points: 40 Mason Jones vs Auburn (02/04/20)

Scored 50 Points: 51 Rotnei Clarke vs. Alcorn State (11/13/09)

**RECORD: 51 Rotnei Clarke vs. Alcorn State (11/13/09)**

### • FIELD GOALS MADE •

Made 15 Field Goals: 15 (15-21) Rotnei Clarke vs. Alcorn State (11/13/09)

Made 20 Field Goals: 20 (2-30) Dean Tolson vs. Texas A&M (03/02/74)

**RECORD: 20 (20-30) Dean Tolson vs. Texas A&M (03/02/74)**

### • FIELD GOALS ATTEMPTED •

**Attempted 20 Field Goals: 20 (8-20) JD Notae at LSU (01/13/21)**

**Attempted 25 Field Goals: 25 (10-25) Moses Moody at Alabama (01/16/21)**

**RECORD: 30 (20-30) Dean Tolson vs. Texas A&M (03/02/74)**

### • FIELD GOAL PERCENTAGE •

Shot 100% FG (Min. 7 att): Daniel Gafford (7-7) at Texas Tech (01/26/19)

**RECORD (min 8 att): 100% 8x - Best: Daryll Saulsberry (10-10) 1975**

### • 3-POINTERS MADE •

Made 7 3-pointers: 8 (8-11) Mason Jones at Texas A&M (03/07/20)

Made 10 3-pointers: 10 (10-13) by Isaiah Joe vs. FIU (12/01/18)

Made 11-Plus 3-pointers: 13 (13-17) by Rotnei Clarke vs. Alcorn State (11/13/09)

**RECORD: 13 (13-17) by Rotnei Clarke vs. Alcorn State (11/13/09) (SEC record)**

### • 3-POINTERS ATTEMPTED •

Attempted 15 3-Pointers: 15 (6-15) Isaiah Joe at Texas A&M (03/07/20)

Attempted 20 3-Pointers: 24 (10-24) Pat Bradley vs. North Texas (12/30/98)

**RECORD: 24 (10-24) Pat Bradley vs. North Texas (12/30/98) (SEC record)**

### • FREE THROWS MADE •

Made 10 Free Throws: 12 Mason Jones (12-14) vs LSU (03/04/20)

Made 15 Free Throws: 18 (18-21) Mason Jones vs Mississippi State (02/15/20)

Made 20 Plus Free Throws: 22 (22-24) Martin Terry vs. Texas A&M (01/22/72)

**RECORD: 22 (22-24) by Martin Terry vs. Texas A&M (01/22/72)**

### • FREE THROWS ATTEMPTED •

Attempted 15 Free Throws: 15 (12-15) Mason Jones vs Tennessee (02/26/20)

Attempted 20 Free Throws: 21 (18-21) Mason Jones vs Miss State (02/15/20)

Attempted 24 Plus Free Throws: 24 (22-24) Martin Terry vs. Texas A&M (01/22/72)

**RECORD: 24 (22-24) Martin Terry vs. Texas A&M (01/22/72)**

### • FREE THROW PERCENTAGE •

Shot 100% FT (min 10 att): 12-12 Isaiah Joe vs Tennessee (02/26/20)

**RECORD (min. 11 att): 9x - Best: Tommy Boyer (18-18) in 1963**

### • REBOUNDS •

**Grabbed 10-14 Rebounds: 10 Jaylin Williams at LSU (01/13/21)**

**Grabbed 15-20 Rebounds: 17 Justin Smith vs Oral Roberts (12/20/20)**

Grabbed 20-Plus Rebounds: 23 Nick Davis vs. Jackson State (11/21/97)

**RECORD: 23 by Nick Davis vs. Jackson State (11/21/97)**

• **Grabbed 10 Offensive Rebounds: 10 Justin Smith vs Oral Roberts (12/20/20)**

• **Grabbed 14 Defensive Rebounds: 14 Connor Vanover vs North Texas (11/28/20)**

### • ASSISTS •

**Had 10 Assists: 10 by Jalen Tate vs Georgia (01/09/21)**

Had 15 Assists: 15 by Dontell Jefferson vs. Portland State (11/18/05)

**RECORD: 15 by Dontell Jefferson vs. Portland State (11/18/05)**

### • STEALS •

Had 5 Steals: 5 Isaiah Joe vs Texas Southern (11/19/19)

Had 6-7 Steals: 6 Isaiah Joe at Georgia Tech (11/25/19)

Had 8-9 Steals: 9 Robert Shepard at Arizona (12/06/92)

**RECORD: 9 by Robert Shepard at Arizona (12/06/92)**

### • BLOCKED SHOTS •

**Had 5 Blocks: 5 Connor Vanover at Oklahoma State (01/30/21)**

**Had 6-9 Blocks: 6 Connor Vanover vs North Texas (11/28/20)**

Had 10 Blocks: 10 Steven Hill vs. Texas State (12/06/05)

**RECORD: 10 Steven Hill vs. Texas St. (12/06/05) & Oliver Miller vs. Texas (02/04/90)**

### • TURNOVERS •

**Committed 5-9 Turnovers: 5 Jalen Tate vs Auburn (01/20/21)**

Committed 10 Plus Turnovers: 10 Courtney Fortson at South Carolina (02/21/09)

### • MINUTES PLAYED •

**38 Minutes (Regulation): 38:29 Moses Moody (01/02/21)**

39 Minutes (Regulation): 39:31 Isaiah Joe at Georgia (02/29/20)

40 Minutes (Regulation): Jimmy Whitt Jr. at LSU (01/08/20) & vs TCU (01/25/20)

40 Minutes (OT): 40:00 Jimmy Whitt Jr., at Missouri (02/08/20)

45 Plus Minutes: 47 by BJ Young vs. Auburn (01/16/13)

### • MISCELLANEOUS •

**2 Players Scored 20+ Pts In Same Game: Moses Moody (25) & Davonte Davis (20) vs Georgia (01/09/21)**

3 Players Scored 20+ Pts In Same Game: at Georgia (02/29/20)

Mason Jones (26), Isaiah Joe (26) & Desi Sills (21)

2 Players Scored 20+ Pts In Back-To-Back Gms: Jones (37/26) & Joe (22/26)

vs. Tennessee (02/26/20) and at Georgia (02/29/20)

2 Players Scored 20+ Pts In 3 Straight: Jones (41/20/21) & Joe (20/21/24)

vs Tulsa (12/14/19), Valpo (12/21/19) and Indiana (12/29/19)

8 Players Scored in Double Digits: Mississippi Valley State (11/25/20)

Vanover (25), Sills (19), Moody (16), Jackson (15), Robinson (15), Smith (13),

Notae (13), Tate 12)

Scored 20 or More Points in Five-Plus Consecutive Games: (5) by Mason Jones

37, 26, 36, 30, 22 (02/26/20 to 03/11/20)

Scored 20 or More Points in 10-Plus Consecutive Games: (11) by Todd Day

20, 23, 26, 26, 22, 31, 23, 21, 27, 21, 20 (12/01/90 to 01/12/91)

Scored 30 or More Points in 3 Straight Games: Mason Jones (only Razorback)

34 vs. S. Carolina (01/29/20), 30 at Alabama (02/01/20), 40 vs Auburn (02/04/20)

Most Points in Back-To-Back Games: 82 by Martin Terry

35 at TCU (02/20/73) and 47 vs. SMU (02/24/73)

Consecutive Free Throws Made: 48 by Ricky Medlock (20 gms; 12/21/74 to 03/04/75)

**Double-Double: Pts/Rebs: Justin Smith (10 & 10) vs Mississippi State (02/02/21)**

**Double-Double: Pts/Assists: Jalen Tate (15 & 10) vs Georgia (01/09/21)**

**Two Players with Double-Double in Same Game: vs Oral Roberts (12/20/20)**

**Justin Smith (22 pts, 17 rebs) and Desi Sills (16 pts, 10 rebs)**

Three Players with Double-Double in Same Game: vs Alabama (01/16/10) – Marshawn Powell

18 pts, 10 rebs), Mike Washington (17 pts, 13 rebs) and Courtney Fortson (12 pts, 10 assists)

Had 5-Plus Assists in 5-Plus Consecutive Games: (6) by Jalen Harris

11, 6, 10, 12, 7, 10 (11/21/81 thru 12/15/18)

Had 10 or More Assists in Back-to-Back Games: Jalen Harris

10 vs. FIU (12/01/18) and 12 at Colorado State (12/05/18)

Three-Plus Players with 5-Plus Assists in a Game: vs. Montana State (11/21/18)

Jalen Harris (11), Isaiah Joe (5) and Desi Sills (5)

Had 5 or More Steals in Back-to-Back Games: Ronnie Brewer

5 vs. Western Illinois (01/01/06) and 5 vs. Mississippi State (01/07/06)

## LAST TIME AN OPPONENT PLAYER...

### • SCORING •

Scored 30 Points: 30 Saben Lee vs Vanderbilt (03/11/20)

Scored 40 Points: 45 Jodie Meeks vs. Kentucky (02/14/09)

Scored 50 Points: 56 Oscar Robertson vs. Cincinnati (03/15/58) **(on record)**

### • FIELD GOALS MADE •

Made 15 Field Goals: 17 (17-24) Jodie Meeks vs. Kentucky (02/14/09)

Made 20 Field Goals: 21 Oscar Robertson vs. Cincinnati (03/15/58) **(on record)**

### • FIELD GOALS ATTEMPTED •

Attempted 20 Field Goals: 22 (11-22) Braden Shackelford at Alabama (02/01/20)

Attempted 25 Field Goals: 28 (11-28) Devan Downey vs. South Carolina (02/17/10)

### • FIELD GOAL PERCENTAGE •

Shot 100% FG (Min. 7 att): Adam Wing (8-8) vs. Evansville (12/08/15)

### • 3-POINTERS MADE •

Made 7 3-pointers: 7 (7-15) Tyler Hall vs. Montana State (11/21/18)

Made 10 3-pointers: 10 (10-19) Lance Weems at Auburn (01/06/96)

### • 3-POINTERS ATTEMPTED •

Attempted 15 3-pointers: 15 (7-15) Tyler Hall vs. Montana State (11/21/18)

Attempted 20 3-pointers: 22 (5-22) Jeff Fryer vs. Loyola Marymount (03/16/89)

### • FREE THROWS MADE •

**Made 10 Free Throws: 12 (12-15) Xavier Pinson (01/02/21)**

Made 15 Free Throws: 15 (15-17) Keyontae Johnson at Florida (02/18/20)

### • FREE THROWS ATTEMPTED •

**Attempted 15 Free Throws: 15 (12-15) Xavier Pinson (01/02/21)**

Attempted 20 Free Throws: 24 (18-24) Frank Williams vs. Illinois (12/08/01)

### • FREE THROW PERCENTAGE •

Shot 100% FT (min 10 att): 14-14 Grant Williams at Tennessee (01/15/19)

### • REBOUNDS •

Grabbed 15-19 Rebounds: 18 Kevin Samuel vs TCU (01/25/20)

Grabbed 20 Rebounds: 20 Antonio McDyess vs. Alabama (03/11/95)

• **Grabbed 10 Offensive Rebounds: 11 Tyler Davis at Texas A&M (01/30/18)**

• **Grabbed 10 Defensive Rebounds: 11 Kevin Samuel vs TCU (01/25/20)**

### • ASSISTS •

Had 10 Assists: 11 Tremont Waters vs. LSU (01/12/19)

Had 13 Assists: 13 Chuck Evans at Mississippi State (01/27/93) **(on record)**

### • STEALS •

Had 5 Steals: 6 Alpha Diallo at Providence (03/19/19)

Had 8 Steals: 8 Terry Conerway vs. Texas State (12/21/02)

### • BLOCKED SHOTS •

Had 6-9 Blocks: 7 Stefan Moody at Ole Miss (02/13/16)

Had 10 Plus Blocks: 10 P.J. Roberson vs. Grambling State (11/26/11)

## • TURNOVERS •

Committed 5-9 Turnovers: 5 Tolu Smith vs Mississippi State (02/02/21)  
Committed 10 Plus Turnovers: 12 Devin Gibson vs. UTSA (12/12/07)

## LAST TIME ARKANSAS HIGHS...

### • SCORING •

Scored 100-119 Points: 104 vs. Oral Roberts (12/19/17)  
Scored 120-Plus Points: 142 vs. Mississippi Valley State (11/25/20)  
**Scored 50 Points in 1st Half: 61 vs Miss Valley State (11/25/20)**  
**Scored 50 Points in 2nd Half: 56 vs Georgia (01/09/21)**  
**Scored 60 or More Points in a Half: 61 (1st) vs. Miss Valley State (11/25/20)**  
Scored 70 or More Points in a Half: 71 (1st) vs. Alcorn (11/13/09)  
**Scored 80 or More Points in a Half: 81 (2nd) vs. Miss Valley State (11/25/20)**  
Most Points in a Half: 88 (2nd) vs. U.S. International (12/09/89)

### • FIELD GOALS MADE •

Made 40 Field Goals: 40 (40-76) vs Central Arkansas (12/12/20)  
Made 50 Field Goals: 57 (57-99) vs. Troy (12/10/96)  
**RECORD: 68 (68-101) vs. U.S. International (12/09/89)**

### • FIELD GOALS ATTEMPTED •

Attempted 80 Field Goals: 86 (48-86) vs Miss Valley State (11/25/20)  
Attempted 90 Field Goals: 99 (57-99) vs. Troy (12/10/96)  
Attempted 100 Field Goals: 101 (68-101) vs. US International (12/09/89)  
**RECORD: 101 (68-101) vs. U.S. International (12/09/89)**

### • FIELD GOAL PERCENTAGE •

Shot 60% FG: 60.9 (42-69) vs. FIU (12/01/18)  
Shot 70% or Better FG: 72.7 (32-44) vs. Alabama State (12/21/83)  
**RECORD: 79.4 (27-34) vs. Texas Tech (1979)**

### • 3-POINTERS MADE •

Made 15 3-pointers: 16 (16-24) vs. Mississippi State (01/09/16)  
**Made 20 3-pointers: 20 (20-40) vs Miss Valley State (11/25/20)**  
**RECORD: 21 (21-37) vs. Troy (12/10/96)**

### • 3-POINTERS ATTEMPTED •

Attempted 30 3-pointers: 31 (8-31) at LSU (01/13/21)  
Attempted 40 3-pointers: 40 (20-40) vs Miss Valley State (11/25/20)  
**RECORD: 54 (19-54) vs. North Texas (12/30/98)**

### • 3-POINT PERCENTAGE •

Shot 50% 3PT FG (min. 15 att): 57.1 (12-21) vs Georgia (01/09/21)  
Shot 60% or Better 3PT FG (min. 15 att): 61.1 (11-18) at Vanderbilt (03/06/19)  
**RECORD (min. 15 att): 66.7 (16-24) vs. Mississippi State (01/09/16)**

### • FREE THROWS MADE •

Made 20 Free Throws: 23 (23-34) vs Missouri (01/02/21)  
Made 30 Free Throws: 36 (36-54) vs LSU (03/04/20)  
Made 40 Free Throws: 41 (41-49) at Kentucky (01/25/92)  
**RECORD: 48 (48-53) vs. Ole Miss (01/17/04)**

### • FREE THROW ATTEMPTS •

Attempted 40 Free Throws: 40 (26-40) vs South Carolina (01/29/20)  
Attempted 50 Free Throws: 54 (36-54) vs LSU (03/04/20)  
Attempted 60 Free Throws: 65 vs. TCU (1955)  
**RECORD: 65 vs. TCU (1955)**

### • FREE THROW PERCENTAGE •

Shot 80% FT (min. 10 att): 87.0 (20-23) at Missouri (02/13/21)  
Shot 90% or Better FT (min. 10 att): 92.9 (13-14) vs Mississippi State (02/02/21)  
**RECORD (min 10 att): 100 3x - Best 16-16 at Kentucky (02/27/14)**

### • REBOUNDS •

Grabbed 40 Rebounds: 40 vs Georgia (01/09/21)  
Grabbed 50 Rebounds: 54 vs Lipscomb (12/05/20)  
Grabbed 55-Plus Rebounds: 58 vs Oral Roberts (12/20/20)  
**RECORD: 77 vs. Jackson State (01/22/02)**

### • ASSISTS •

Had 25 Assists: 26 vs Central Arkansas (12/12/20)  
Had 30 Assists: 32 vs. Jackson State (11/22/96)  
Had 40 Assists: 40 vs. Troy (12/10/96)  
**RECORD: 47 vs. U.S. International (12/09/89)**

### • STEALS •

Had 15 Steals: 15 at Georgia Tech (11/25/19)  
Had 20 Steals: 24 vs. Maryland-Eastern Shore (01/02/01)  
Had 25 Steals: 26 vs. Louisiana-Monroe (11/25/00)  
**RECORD: 26 vs. Louisiana-Monroe (11/25/00)**

## • BLOCKED SHOTS •

Had 10 Blocks: 10 vs Texas Southern (11/19/19)  
Had 13 Blocks: 14 vs. Georgia (01/29/19)  
Had 15 Blocks: 15 vs. South Alabama (12/30/91)  
**RECORD: 18 vs. Missouri (12/05/95)**

## • MOST TURNOVERS •

Had 25 Turnovers: 25 at South Carolina (02/21/09)  
Had 30 Turnovers: 32 vs. Providence (11/16/07)  
**RECORD: 32 vs. Providence (11/16/07)**

## • FOULS •

Committed 25 Fouls: 28 vs Missouri (01/02/21)  
Committed 30 Fouls: 32 at Missouri (02/08/20)  
**RECORD: 38 vs. Missouri (12/04/61)**

## LAST TIME ARKANSAS LOWS...

### • SCORING •

Held to 40-45 Points: 43 at Florida (01/22/11)  
Held to 46-49 Points: 46 at Mississippi State (02/09/16)  
Held to 50-55 Points: 50 vs. Florida (03/14/19)  
**Held to 56-59 Points: 59 at Alabama (01/16/21)**  
**Held to 19 Points or Less in a Half: 19 (1st half) at Alabama (01/16/21)**

### • FIELD GOALS •

Held to Below 20 Field Goals Made: 15 (15-49) at Tennessee (02/11/20)

### • FIELD GOAL PERCENTAGE •

**Held to 20-29% FG: 26.8 (19-71) vs Missouri (01/02/21)**  
**Held to 30-35% FG: .333 (19-57) vs Kentucky (01/18/20)**

### • 3-POINTERS •

Did not Make a 3-pointer: 0 (0-2) at Texas (01/07/89)  
**Held to 1-4 3-PT FG Made: 2 (2-17) vs Mississippi State (02/02/21)**  
Attempted Single-Digit 3-pointers: 9 (6-9) vs TCU (01/25/20)

### • 3-POINT PERCENTAGE •

Shot 10% or Worse 3PT FG: 10.0 (1-10) at Mississippi State (02/09/16)  
**Shot 11-19% 3PT FG: 11.8 (2-17) vs Mississippi State (02/02/21)**

### • FREE THROWS •

Made Single Digit Free Throws: 4 (4-7) at Oklahoma State (01/30/21)  
Attempted Single Digit Free Throws: 7 (4-7) at Oklahoma State (01/30/21)

### • FREE THROW PERCENTAGE •

Shot 40-49% FT: 47.1 (8-17) vs Southern (12/09/20)  
Shot Below 40% FT: 26.7 (4-15) at Texas A&M (01/09/13)

### • REBOUNDING •

Had 19 or Fewer Rebounds: 19 at Missouri (03/05/13)  
Had 20-25 Rebounds: 25 at Texas A&M (03/07/20)

### • ASSISTS •

Held to 6 Assists or less: 6 at Tennessee (02/11/20)

### • STEALS •

Had No Steals: *None on record*  
Had 1 Steal: 1 vs Florida (03/09/18)  
**Had 2-4 Steals: 2 at Tennessee (01/06/21)**

## • BLOCKED SHOTS •

Had No Blocked Shots: 0 vs Missouri (1/23/19)

## • FEWEST TURNOVERS •

Had 1-4 Turnovers: 4 vs Georgia (01/29/19)  
**Had 5-9 Turnovers: 6 at Kentucky (02/09/21)**

## • FOULS •

Had Single Digit Fouls: 9 vs LSU (02/17/07)

## ARKANSAS MISCELLANEOUS...

Played in an OT game:	02/13/21 at Missouri	W, 86-81 (OT)
Played in a 2OT game:	01/23/18 at Georgia	W, 80-77 (2 OT)
Played in a 3OT game:	02/09/80 vs. Houston	L, 90-84 (3 OT)
Beat AP team ranked 21-25:	03/09/18 vs. #23 Florida (SEC)	W, 80-72
Beat AP team ranked 16-20:	02/02/19 at #19 LSU	W, 90-89
Beat AP team ranked 11-15:	02/27/18 vs. #14 Auburn	W, 91-82
<b>Beat AP team ranked 6-10:</b>	<b>02/13/21 at #10 Missouri</b>	<b>W, 86-81 (OT)</b>
Beat AP team ranked 2-5:	01/27/16 vs. #5 Texas A&M	W, 74-71
Beat AP team ranked #1:	02/12/84 vs. #1 North Carolina (PB)	W, 65-64
<b>Beat AP Top 25 team on road:</b>	<b>02/13/21 at #10 Missouri</b>	<b>W, 86-81 (OT)</b>
Beat AP Top 10 team on road:	02/09/94 at #4 Kentucky	W, 90-82



## LAST TIME AN OPPONENT HIGHS...

### • SCORING •

Scored 100 Points: 106 at Tennessee (01/15/19)  
 Scored 110 Points: 117 at Ole Miss (12/10/73)  
 Scored 50 Points in 1st Half: 55 at Tennessee (01/15/19)  
 Scored 50 Points in 2nd Half: 56 vs LSU (03/04/20)  
 Scored 60 or More Points in a Half: 60 (1st half) vs. Alabama (02/28/96)

### • FIELD GOALS MADE •

Made 30 Field Goals: 31 (31-61) at Oklahoma State (01/30/21)  
 Made 40 Field Goals: 40 (40-68) by Texas (01/05/10)  
 Made 45 Field Goals: 45 (45-80) vs. Pittsburgh (12/29/86)

### • FIELD GOALS ATTEMPTED •

Attempted 70 Field Goals: 70 (31-70) vs LSU (03/04/20)  
 Attempted 80 Field Goals: 83 (31-83) by FIU (12/01/018)

### • FIELD GOAL PERCENTAGE •

Shot 60% FG: 61.1 (15-23) vs. Auburn (02/17/16)  
 Shot 65% FG: 67.7 (4-65) vs. North Carolina (03/23/08)  
 Shot 69% FG: 69.8 (37-53) at Auburn (01/14/95)

### • 3-POINTERS MADE •

Made 15 3-pointers: 15 (15-36) at Alabama (01/16/21)  
 Made 17 3-pointers: 17 (17-33) at Auburn (02/20/19)

### • 3-POINTERS ATTEMPTED •

Attempted 25 3-pointers: 29 (15-29) at Auburn (12/30/20)  
 Attempted 30 3-pointers: 31 (8-31) vs Auburn (02/04/20)  
 Attempted 35 3-pointers: 36 (15-36) at Alabama (01/16/21)

### • 3-POINT PERCENTAGE •

Shot 50% 3PT FG (min 15 att): 53.8 (14-26) at Kentucky (02/09/21)  
 Shot 60% or Better 3PT FG (min 15 att): 62.7 (10-15) at South Carolina (02/09/19)

### • FREE THROWS •

Made 20 Free Throws: 20 (20-26) at Tennessee (01/06/21)  
 Made 30 Free Throws: 34 (34-44) at Missouri (02/08/19)  
 Made 40 Free Throws: 40 (40-50) vs. UMass (11/25/94)

### • FREE THROW ATTEMPTS •

Attempted 35 Free Throws: 39 (26-39) vs Missouri (01/02/21)  
 Attempted 40 Free Throws: 44 (34-44) at Missouri (02/08/18)  
 Attempted 50 Free Throws: 50 (39-50) vs. South Carolina (03/11/04)

### • FREE THROW PERCENTAGE •

Shot 80% FT (min. 10 att): .840 (21-25) at Florida (02/18/20)  
 Shot 90% or Better FT (min. 10 att): .962 (25-26) at Ole Miss (01/11/20)

### • REBOUNDING •

Grabbed 45 Rebounds: 48 at LSU (01/13/21)  
 Grabbed 50 Rebounds: 51 vs Missouri (01/02/21)  
 Grabbed 55-Plus Rebounds: 56 vs. Georgia (01/29/19)  
 Grabbed 20 Offensive Rebounds: 23 at LSU (01/08/20)

### • ASSISTS •

Had 25 Assists: 25 vs. Louisville (11/17/09)  
 Had 30 Assists: 30 at UAB (01/27/90)

### • STEALS •

Had 15 Steals: 15 at LSU (02/24/10)  
 Had 18 Steals: 18 vs. Alcorn State (12/02/95)

### • BLOCKED SHOTS •

Had 10 Blocks: 10 at Tennessee (01/22/14)  
 Had 13 Blocks: 13 at Mississippi State (01/14/10)

### • MOST TURNOVERS •

Had 20 Turnovers: 21 vs Georgia (01/09/21)  
 Had 25 Turnovers: 26 vs Mississippi State (02/02/21)  
 Had 30 Turnovers: 30 vs. Louisiana-Monroe (12/31/04)

### • FOULS •

Committed 30-plus Fouls: 35 vs LSU (03/04/20)  
**RECORD: 36 vs. Centenary (12/04/82)**

## LAST TIME AN OPPONENT LOWS

### • SCORING •

Held to 30-39 Points: 33 vs. Vanderbilt (01/12/13)  
**Held to 40-45 Points: 45 vs Mississippi State (02/02/21)**  
 Held to 46-49 Points: 46 vs Montana (11/16/19)  
**Held to 50-55 Points: 50 vs Lipscomb (12/05/20)**  
 Held to 56-59 Points: 55 vs Vanderbilt (01/15/20)  
 Held to 19 Points or Less in a Half: 18 vs Montana (11/16/19)

### • FIELD GOAL PERCENTAGE •

Held to 21% or Worse FG: .2097 (13-62) vs. Jackson State (11/22/02)  
**Held to 20-29% FG: .286 (18-63) vs Southern (12/09/19)**  
**Held to 30-35% FG: .306 (15-49) vs Mississippi State (02/02/21)**

### • 3-POINTERS •

Did not Make a 3-pointer: 0 (0-10) by Mississippi State (02/07/15)  
**Held to 1 3-PT FG Made: 1 (1-13) vs Southern (12/09/20)**  
 Held to 2-4 3-PT FG Made: 4 (4-17) vs Tennessee (02/26/20)  
**Held to 5-7 3-PT FG Made: 5 (5-19) vs Mississippi State (02/02/21)**

### • 3-POINT PERCENTAGE •

Shot 10% or Worse 3PT FG: 6.3 (1-16) vs Ole Miss (01/27/21)  
 Shot 11-19% 3PT FG: 15.4 (2-13) vs North Texas (11/28/20)

### • FREE THROWS •

Made 1-5 Free Throws: 3 (3-6) vs Miss Valley State (11/25/20)  
 Made 6-9 Free Throws: 8 (8-12) Ole Miss (01/27/21)

### • FREE THROW ATTEMPTS •

Attempted Single Digit Free Throws: 7 (3-6) vs Miss Valley State (11/25/20)

### • FREE THROW PERCENTAGE •

Shot 40-49% FT: 47.4 (9-19) vs. Auburn (02/17/16)  
 Shot Below 40% FT: 38.1 (8-21) vs. Texas State (12/22/18)

### • REBOUNDING •

Had 19 or Fewer Rebounds: 19 vs. Missouri-Kansas City (12/02/06)  
 Had 20-25 Rebounds: 25 at Texas Tech (01/26/19)

### • ASSISTS •

Held 5 Assists or Fewer: 5 vs Southern (12/09/20)

### • STEALS •

Had No Steals: 0 vs Vanderbilt (01/15/20)  
 Had 1 Steal: 1 at Kentucky (02/09/21)  
 Had 2-4 Steals: 3 vs Missouri (01/02/21)

### • BLOCKED SHOTS •

Had No Blocked Shots: 0 (3x in 2020-21) vs Lipscomb / Southern / Georgia

### • FEWEST TURNOVERS •

Had 0-5 Turnovers: 5 at Tennessee (01/06/21)  
 Had 6-9 Turnovers: 9 vs Ole Miss (01/27/21)

### • FOULS •

Had Single Digit Fouls: 8 at Michigan (12/08/12)  
**Committed 10-14 Fouls: 14 at Oklahoma State (01/30/21)**

# RAZORBACK SPEED CHART



**JUSTIN SMITH**  
**0** F • Gr. Sr. • 6-7 • 230  
 Buffalo Grove, Ill.



Injured ankle at Auburn (12/30), surgery (1/1), returned at Bama (1/16) ... Scored 1,000th career point at Mizou ... 500th career rebound vs Ole Miss ... 38th in NCAA/2nd SEC in off rebs (3.00) ... 6 career Double-Doubles / 2 at ARK (ORU: 22 pts & career-high 17 rebs / MISS ST: 10 pts & 10 reb) ... Hogs 15-2 with Smith starting

Year	GP	GS	Min	Avg	FG	FGA	Pct	3FG	3FGA	Pct	FT	FTA	Pct	Off	Def	Tot	Avg	PF	FO	Ast	TO	Blk	Stl	Pts	Avg
2020-21	17	17	484	28.5	82	167	.491	4	19	.211	29	47	.617	51	59	110	6.5	34	0	27	26	7	16	197	11.6
CAREER	115	90	2784	24.2	413	820	.504	24	99	.242	168	270	.622	217	312	529	4.6	242	2	91	175	42	76	1018	8.9

## CAREER HIGHS

PTS: 24 (2x) last vs Western Illinois (11/05/19)  
 REB: 17 vs Oral Roberts (12/20/20)  
 AST: 4 (2x) last at Oklahoma State (01/30/21)  
 STL: 3 (7x) last vs Mississippi Valley (11/25/20)  
 BLK: 3 at Michigan State (02/02/19)



**JD NOTAE** Pronounced No-Tay  
**1** G • R-Jr. • 6-1 • 195  
 Covington, Ga.

Scored 1,000th career point vs UCA, scoring a game-high 22 points with 6 assists, 3 steals, 1 TO ... 5 career Double-Doubles including a Triple-Double ... Has led team in scoring 5x ... 18th in the SEC in scoring ... SEC Rank: 9th in total 3's made (36), 11th in FT made (65), 15th in total FG Made (85)

Year	GP	GS	Min	Avg	FG	FGA	Pct	3FG	3FGA	Pct	FT	FTA	Pct	Off	Def	Tot	Avg	PF	FO	Ast	TO	Blk	Stl	Pts	Avg
2020-21	21	1	462	22.0	86	229	.376	36	111	.324	65	83	.783	11	53	64	3.0	32	1	39	40	8	25	273	13.0
CAREER	81	52	2273	28.1	422	1032	.409	147	426	.345	211	287	.735	68	324	392	4.8	168	7	202	218	36	126	1202	14.8

## CAREER HIGHS

PTS: 40 vs Florida Memorial (11/21/18)  
 REB: 14 Stetson (01/30/19)  
 AST: 10 at Kennesaw State (01/09/19)  
 STL: 5 (2x) last Florida Gulf Coast (02/02/19)  
 BLK: 3 (4x) last at Oral Roberts (12/20/20)



**VANCE JACKSON JR.**  
**2** F • Gr. Sr. • 6-9 • 238  
 Pasadena, Calif.



Scored 1,000th career point and grabbed his 500th career rebound in season opener vs Miss Valley with 15 pts (4-6 3PT) and 7 rebs ... 8 career Double-Doubles ... Had nine rebs at UT and seven at LSU ... Scored SEC-best 15 vs Georgia ... Rated the 8th-best Graduate Transfer in the Nation by CBSSports.com

Year	GP	GS	Min	Avg	FG	FGA	Pct	3FG	3FGA	Pct	FT	FTA	Pct	Off	Def	Tot	Avg	PF	FO	Ast	TO	Blk	Stl	Pts	Avg
2020-21	21	3	281	13.4	32	89	.360	21	59	.356	8	14	.571	10	43	53	2.5	18	0	16	13	2	8	93	4.4
CAREER	113	68	2759	24.4	349	844	.414	178	503	.354	207	309	.670	108	439	547	4.8	203	3	181	194	20	81	1083	9.6

## CAREER HIGHS

PTS: 30 vs Fresno State (02/02/19)  
 REB: 13 (2x) last vs Fresno State (02/02/19)  
 AST: 7 vs Nevada (01/05/19)  
 STL: 4 vs Wyoming (03/03/19)  
 BLK: 2 (2x) last vs Nevada (02/18/20)



**DESI SILLS**  
**3** G • Jr. • 6-2 • 200  
 Jonesboro, Ark.

Preseason All-SEC second team by the coaches ... 1st career Double-Double vs ORU (16 pts and career-high 10 rebs) ... Led Hogs to sweep vs Auburn: 1st - Career-high 23 points & six rebounds on the road ... 2nd - Had 22 pts in home win ... Has made 17 of last 20 FT, including 8-of-10 vs AUB

Year	GP	GS	Min	Avg	FG	FGA	Pct	3FG	3FGA	Pct	FT	FTA	Pct	Off	Def	Tot	Avg	PF	FO	Ast	TO	Blk	Stl	Pts	Avg
2020-21	21	15	505	24.0	73	161	.453	20	63	.317	45	64	.703	19	50	69	3.3	40	0	38	24	6	26	211	10.0
CAREER	87	47	2078	23.9	245	561	.437	96	269	.357	144	212	.679	51	156	207	2.4	204	6	135	121	11	77	730	8.4

## CAREER HIGHS

PTS: 23 at Auburn (12/30/20)  
 REB: 10 vs Oral Roberts (12/20/20)  
 AST: 6 vs FIU (12/01/18)  
 STL: 4 (2x) last vs UT Arlington (12/02/20)  
 BLK: 2 Mississippi State (02/02/21)



**DAVONTE "DEVO" DAVIS**  
**4** G • Fr. • 6-3 • 180  
 Jacksonville, Ark.

Led team w/ 14 pts & added 7 rebs in 16 min vs Southern ... Made 4 "game-winning" plays during 10-0 run at Auburn, including FG to cap the run ... Keyed win vs Auburn at home w/ 10 pts ... Started vs UGA & had 20 pts, 7 reb & 6 assists ... Game-clinching steal at UK and gave ARK 1-pt lead with 58 ticks left in OT at Mizou

Year	GP	GS	Min	Avg	FG	FGA	Pct	3FG	3FGA	Pct	FT	FTA	Pct	Off	Def	Tot	Avg	PF	FO	Ast	TO	Blk	Stl	Pts	Avg
2020-21	19	6	364	19.2	55	117	.470	2	5	.400	14	20	.700	22	45	67	3.5	39	0	30	24	3	21	126	6.6

## CAREER HIGHS

PTS: 20 vs Georgia (01/09/21)  
 REB: 8 vs Mississippi State (02/02/21)  
 AST: 6 vs Georgia (01/09/21)  
 STL: 3 vs Missouri (01/02/21)  
 BLK: 1 (3x) at Missouri (02/13/21)



**MOSES MOODY**  
**5** G • Fr. • 6-6 • 205  
 Little Rock, Ark.

On Athletics' African American Student-Athlete Leadership Council and SAAC ... SEC Fresh of the Week (12/7) ... 6th in the SEC in scoring/4th among NCAA Fresh ... 3rd in SEC in FT made & made 12 straight FT ... 1st career double-double vs Mizou (1/2) ... Five 20-pt games (3 in SEC) ... Projected top 10 2021 NBA pick by five publications.

Year	GP	GS	Min	Avg	FG	FGA	Pct	3FG	3FGA	Pct	FT	FTA	Pct	Off	Def	Tot	Avg	PF	FO	Ast	TO	Blk	Stl	Pts	Avg
2020-21	21	21	678	32.3	111	245	.453	37	98	.378	83	101	.822	44	75	119	5.7	49	0	32	33	12	23	342	16.3

## CAREER HIGHS

PTS: 28 at Alabama (01/16/21)  
 REB: 10 vs Missouri (01/02/21)  
 AST: 3 vs Lipscomb (12/05/20)  
 STL: 3 (2x) last vs North Texas (11/28/20)  
 BLK: 2 at Abilene Christian (12/22/20)



**JAYLIN WILLIAMS**  
**10** F • Fr. • 6-10 • 245  
 Fort Smith, Ark.

Leads team with 11 charges taken ... 1st career start at Tennessee and was 3-of-3 FG ... Led Arkansas with 10 rebounds vs MVSU and 10 at LSU, added 9 vs UGA ... Breakout game in home win vs Auburn with 7 pts, 7 rebs and took 2 charges in 20 minutes ... At UK, career-high 5-of-6 FT with team-best 7 rebs

Year	GP	GS	Min	Avg	FG	FGA	Pct	3FG	3FGA	Pct	FT	FTA	Pct	Off	Def	Tot	Avg	PF	FO	Ast	TO	Blk	Stl	Pts	Avg
2020-21	19	2	278	14.6	20	40	.500	6	18	.333	14	18	.778	20	57	77	4.1	37	1	15	19	13	10	60	3.2

## CAREER HIGHS

PTS: 9 vs Mississippi Valley State (11/25/20)  
 REB: 10 (2x) last at LSU (01/13/21)  
 AST: 3 at Missouri (02/13/21)  
 STL: 2 (2x) last vs Mississippi St. (02/02/21)  
 BLK: 2 (3x) last at LSU (01/13/21)



**JALEN TATE**  
**11** G • Gr. Sr. • 6-6 • 175  
 Pickerington, Ohio



1,000th career pt vs UCA • 400th career reb vs AUB (1/20) • 300th career assist vs LIP ... 4 career Double-Doubles (2 @ ARK: 17 pts & career-high 11 assists vs UCA - 15 & 10 vs UGA) ... 3rd in the SEC in assists ... At VU: 25 pts, 8 asts, 1 TO & 4 steals ... Sank 2 FT w/4.3 ticks left to win at UK then Blkd shot to win at Mizou

Year	GP	GS	Min	Avg	FG	FGA	Pct	3FG	3FGA	Pct	FT	FTA	Pct	Off	Def	Tot	Avg	PF	FO	Ast	TO	Blk	Stl	Pts	Avg
2020-21	21	21	621	29.6	89	176	.506	19	51	.373	34	50	.680	24	53	77	3.7	59	2	92	60	7	30	231	11.0
CAREER	114	103	3005	26.4	445	887	.502	58	192	.302	233	373	.625	101	318	419	3.7	343	8	377	243	60	159	1181	10.4

## CAREER HIGHS

PTS: 31 vs IUPUI (02/14/20)  
 REB: 12 at Green Bay (01/31/20)  
 AST: 11 vs Central Arkansas (12/20/20)  
 STL: 6 vs IUPUI (02/14/20)  
 BLK: 3 (3x) last at Detroit Mercy (03/06/19)



**KHALEN "KK" ROBINSON**  
**12** G • Fr. • 6-0 • 175  
 Little Rock, Ark.

• Had surgery on his right foot on Jan. 10 and will miss the rest of the 2020-21 season.  
 • Rated the 36th-best incoming freshman in the nation and the 7th-best combo guard by 247Sports.com  
 • 2020 MaxPreps Virginia All-State first team

Year	GP	GS	Min	Avg	FG	FGA	Pct	3FG	3FGA	Pct	FT	FTA	Pct	Off	Def	Tot	Avg	PF	FO	Ast	TO	Blk	Stl	Pts	Avg
2020-21	11	0	92	8.4	9	21	.429	5	12	.417	6	8	.750	0	10	10	0.9	16	1	11	6	1	3	29	2.6

## CAREER HIGHS

PTS: 15 vs Mississippi Valley State (11/25/20)  
 REB: 2 vs Mississippi Valley State (11/25/20)  
 AST: 4 vs Lipscomb (12/05/20)  
 STL: 1 vs Mississippi Valley State (11/25/20)  
 BLK: -



**ABAYOMI "BAYBE" IYIOLA**  
**22** F • R-Jr. • 6-9 • 230  
 Atlanta, Ga.

• Pronounced ah-BAH-yum-Mee ... EE-EE-oh-la ... **Goes by Baybe** (pronounced Bay-bey)  
 • Had knee (right) surgery in the summer and started practicing with the team in Dec. 26  
 • Serves on Arkansas' Student-Athlete Advisory Committee

Year	GP	GS	Min	Avg	FG	FGA	Pct	3FG	3FGA	Pct	FT	FTA	Pct	Off	Def	Tot	Avg	PF	FO	Ast	TO	Blk	Stl	Pts	Avg
2020-21	63	39	1325	21.0	274	547	.501	1	11	.091	107	151	.709	162	272	434	6.9	185	6	19	75	58	46	656	10.4

## CAREER HIGHS

PTS: 26 at USF (11/28/18)  
 REB: 13 (3x) last at North Florida (01/15/20)  
 AST: 2 (2x) last at North Florida (02/26/19)  
 STL: 4 at Jacksonville (02/13/19)  
 BLK: 2 (2x) last at North Florida (02/26/19)



**CONNOR VANOVER**  
**23** F • R-Sr. • 7-3 • 247  
 Little Rock, Ark.

2+ blocks in each of last 5 gms ... 4-8 from 3PT in last 2 ... At least seven rebounds in 9x this year and at least 3 BLKS 7x ... 3rd SEC in BLKS (2.0) ... Game-high 23 pts (4-of-5 3PT FG) w/ 8 reb & 3 BLK vs MVSU ... Career-high 16 boards and 6 blocks vs North Texas ... Had 10 rebs vs UCA ... Had 17 pts in win at Auburn

Year	GP	GS	Min	Avg	FG	FGA	Pct	3FG	3FGA	Pct	FT	FTA	Pct	Off	Def	Tot	Avg	PF	FO	Ast	TO	Blk	Stl	Pts	Avg
2020-21	21	19	391	18.6	63	133	.474	21	64	.328	19	1,000	.25	92	117	5.6	3.1	0	13	16	42	11	166	7.9	
CAREER	49	34	882	18.0	146	310	.471	48	140	.343	35	43	.814	46	154	200	4.1	69	2	18	34	77	18	375	7.7

Ethan Henderson

• Played a season-high 15:31 at Alabama and recorded four rebounds with three blocked shots

## CAREER HIGHS

PTS: 24 at Stanford (03/07/19)  
 REB: 16 vs North Texas (11/28/20)  
 AST: 2 vs Washington State (03/02/19)  
 STL: 3 vs Southern (12/09/20)  
 BLK: 6 (2x) last vs North Texas (11/28/20)



**ETHAN HENDERSON**  
**24** F • Jr. • 6-8 • 210  
 Little Rock, Ark.

• Played a season-high 15:31 at Alabama and recorded four rebounds with three blocked shots  
 • In 55 minutes this season has recorded 14 rebounds and five blocked shots.  
 • On 40-minute basis, averages 10.2 rebounds and 3.3 blocked shots.

Year	GP	GS	Min	Avg	FG	FGA	Pct	3FG	3FGA	Pct	FT	FTA	Pct	Off	Def	Tot	Avg	PF	FO	Ast	TO	Blk	Stl	Pts	Avg
2020-21	11	0	55	5.0	5	7	.714	0	0	.000	1	2	.500	7	7	14	1.3	6	0	0	2	5	0	11	1.0
CAREER	43	6	290	6.7	22	38	.579	0	0	.000	9	22	.409	26	46	72	1.7	44	1	5	7	23	7	53	1.2

## CAREER HIGHS

PTS: 10 vs LSU (03/04/20)  
 REB: 9 vs Tennessee (02/26/20)  
 AST: 1 UT Arlington (11/23/18)  
 STL: 2 at Tennessee (01/15/19)  
 BLK: 4 at Texas A&M (03/07/20)



**ERIC MUSSELMAN**  
 University of Arkansas Head Coach  
 San Diego, 1987  
 As ARKANSAS Head Coach: 36-17 (2nd yr)  
 As Collegiate Head Coach: 146-51 (6th yr)  
 As Pro Head Coach: 503-291 (14 seasons)

As collegiate HC, players have earned 2 conference POY honors, 3 All-American honors and 14 all-conference honors ... In 1st 5 years in college, won 20 games 5x & 3 conf. titles; played in 3 NCAA tournaments and won CBI championship ... Only needed 130 games as collegiate HC to record 100 wins ... In 20 seasons as a HC, finished 1st in his conf./division 13 times ... In 14 seasons as a pro HC, led league in wins 7x (2nd-most wins 3x) ... 1st coach in pro basketball history to win 100 games by the age of 28 ... In 7 years as head coach in CBA, a league-best 24 of his players were called up to the NBA and he coached five All-Star games.

