



2020-21 SCHEDULE / RESULTS

NOVEMBER 2-0

25 Wed	MISSISSIPPI VALLEY STATE	SECN Plus	W 142 62
	Fayetteville, Ark. • Bud Walton Arena/Nolan Richardson Court		
28 Sat	NORTH TEXAS	SECN Plus	W 69 54
	Fayetteville, Ark. • Bud Walton Arena/Nolan Richardson Court		

DECEMBER 7-0

2 Wed	UT Arlington	SEC Network	W 72 60
	Fayetteville, Ark. • Bud Walton Arena/Nolan Richardson Court		
5 Sat	LIPSCOMB	SECN Plus	W 86 50
	Fayetteville, Ark. • Bud Walton Arena/Nolan Richardson Court		
8 Tues	at Tulsa	ESPN+	Canceled
	Tulsa, Okla. • Donald W. Reynolds Center		Tulsa COVID-19 protocols
9 Wed	SOUTHERN	SECN Plus	W 79 44
	Fayetteville, Ark. • Bud Walton Arena/Nolan Richardson Court		
12 Sat	CENTRAL ARKANSAS	SECN Aft.	W 100 75
	Fayetteville, Ark. • Bud Walton Arena/Nolan Richardson Court		
20 Sun	ORAL ROBERTS	SEC Network	W 87 76
	Fayetteville, Ark. • Bud Walton Arena/Nolan Richardson Court		
22 Tues	ABILENE CHRISTIAN	SEC Network	W 85 72
	Fayetteville, Ark. • Bud Walton Arena/Nolan Richardson Court		
30 Wed	Auburn	ESPN2	W 97 85
	Auburn, Ala. • Auburn Arena		

JANUARY 5-4

2 Sat	#12/12 MISSOURI *	CBS	L 68 81
	Fayetteville, Ark. • Bud Walton Arena/Nolan Richardson Court		
6 Sat	at #9/8 Tennessee *	ESPN2	L 74 79
	Knoxville, Tenn. • Thompson-Boling Arena		
9 Sat	GEORGIA *	SEC Network	W 99 69
	Fayetteville, Ark. • Bud Walton Arena/Nolan Richardson Court		
13 Wed	at LSU *	ESPN2	L 76 92
	Baton Rouge, La. • Pete Maravich Assembly Center		
16 Sat	at #RV/24 Alabama *	SEC Network	L 59 90
	Tuscaloosa, Ala. • Coleman Coliseum		
20 Wed	AUBURN *	SEC Network	W 75 73
	Fayetteville, Ark. • Bud Walton Arena/Nolan Richardson Court		
23 Sat	at Vanderbilt *	SEC Network	W 92 71
	Nashville, Tenn. • Memorial Gymnasium		
27 Wed	OLE MISS *	SEC Network	W 74 59
	Fayetteville, Ark. • Bud Walton Arena/Nolan Richardson Court		
30 Sat	at Oklahoma State	ESPN2	L 77 81
	Stillwater, Okla. • Gallagher-Iba Arena / Eddie Sutton Court		

FEBRUARY (All Times CT)

2 Tues	MISSISSIPPI STATE *	SEC Network	W 61 45
	Fayetteville, Ark. • Bud Walton Arena/Nolan Richardson Court		
9 Tues	at Kentucky	ESPN	W 81 80
	Lexington, Ky. • Rupp Arena		
13 Sat	at #10/10 Missouri	ESPN2	W (OT) 86 81
	Columbia, Mo. • Mizzou Arena		
16 Tues	FLORIDA *	ESPN2	W 75 64
	Fayetteville, Ark. • Bud Walton Arena/Nolan Richardson Court		
20 Sat	at Texas A&M	SEC Network	Canceled
	Bryan College Station, Texas • Reed Arena		A&M COVID-19 protocols
24 Wed	#6/7 ALABAMA *	ESPN2	W 81 66
	Fayetteville, Ark. • Bud Walton Arena/Nolan Richardson Court		
27 Sat	LSU *	ESPN2	1:00 pm
	Fayetteville, Ark. • Bud Walton Arena/Nolan Richardson Court		

MARCH (All Times CT)

2 Tues	at South Carolina *	SEC Network	5:30 pm
	Columbia, S.C. • Colonial Life Arena		
6 Sat	TEXAS A&M *	SEC Network	4:00 pm
	Fayetteville, Ark. • Bud Walton Arena/Nolan Richardson Court		Rescheduled from 2/6
10-14	SEC CHAMPIONSHIP		TBA
	Nashville, Tenn. • Bridgestone Arena		

* SEC Game || HOME GAMES IN CAPS

ARKANSAS BASKETBALL

1994 NATIONAL CHAMPION

3 NAISMITH HALL OF FAMERS

31 ALL-AMERICANS

1995 NATIONAL RUNNER-UP

6 FINAL FOURS

33 NCAA BERTHS

10 ELITE EIGHTS

10 NBA DRAFT PICKS

ARKANSAS RAZORBACKS

GAME 24: LSU AT #20/20 ARKANSAS

Feb. 27, 2021 • Saturday • 1:00 pm • Fayetteville, Ark. • Bud Walton Arena (19,200/4,400)/Nolan Richardson Court



#20/20 ARKANSAS RAZORBACKS

Eric Musselman (San Diego '87)

OVERALL 18-5 SEC 10-4

at UA: 38-17 (2nd) Collegiate: 148-51 (6th)



RV/RV LSU TIGERS

Will Wade (Clemson '05)

OVERALL 14-7 SEC 9-5

at LSU: 78-37 (4th) Overall: 169-82 (21st)



SEC NETWORK

Karl Ravech (PxP)
Jimmy Dykes (Analyst)



RAZORBACK SPORTS NETWORK

Chuck Barrett (PxP)
Matt Zimmerman (Analyst)



SATELLITE RADIO

XM: 191 • Sirius: 137
Online Channel: 962



LIVE STATS / WATCH ESPN ONLINE

www.Arkansas.StatBroadcast.com

www.espn.com/watch/player?id=a6778640-c71e-426a-a31d-38239c5d9ddf



Versus LSU

• This will be the 71st meeting between Arkansas and LSU and 62nd since the Razorbacks joined the SEC. Arkansas leads the all-time series, 37-33, and is 33-28 versus the Tigers since joining the SEC.

• However, Arkansas leads 20-8 in games played in Fayetteville.

LAST TIME - LSU: 92 - ARK: 76 (Jan. 13, 2021 @ BATON ROUGE)

• Arkansas fell into a 21-point hole early in the first half and could not recover to drop a 92-76 decision at LSU.

• Arkansas scored the first four points of the game, but LSU used an 18-0 run to take a 22-7 lead. After an Arkansas basket by Desi Sills, LSU reeled off an 8-0 run to lead 30-9 with 10:35 left and was in control the rest of the way.

• Arkansas showed some fight in the second half, outscoring the Tigers 45-41 in the period thanks to 13 second-half points from Moses Moody and 12 from Sills.

• LSU Had five players score in double figures, shot 53.1 percent from the field and out-rebounded the Razorbacks. 46-39. Darius Days and Trendon Watford each recorded a double-double. Days finished with 18 points and 13 rebounds while Watford had a game-high 23 points and 10 boards.

• JD Notae led Arkansas with 22 points with three steals. Moody added 18 and Sills 14. Jaylin Williams had 10 rebounds, seven points and two steals.

Arkansas Honors Seniors

• After the game Saturday, Arkansas will honor its five seniors including:

Khalil Garland • Vance Jackson Jr. • Emeka Obukwelu • Justin Smith • Jalen Tate

• This is the second year in a row Arkansas will honor its seniors while hosting LSU. Last year, senior Jimmy Whitt Jr., led the Hogs to a 99-90 win with 26 points and 15 rebounds. Mason Jones added 36 en route to being SEC Player of the Year.

SEC Adds Games; Arkansas to Host A&M Mar. 6

• The Southeastern Conference office announced that Arkansas will host Texas A&M on Mar. 6. Tipoff is set for 4 pm (CT) and the game will be on SEC Network..

• Arkansas had two games with Texas A&M postponed this month due to COVID-19 protocols within the Aggie men's basketball program.

• All tickets from the Texas A&M game scheduled for Feb. 6 game will be honored for the Mar. 6 contest.


Hogs Jump to 20 in Both Polls

• After its sixth-straight SEC win, Arkansas shot up the national polls last week, landing at #24 in the Associated Press poll and "#28" in the USA Today/Coaches poll.

• It marked the first time Arkansas has been ranked since Jan. 6, 2018 when the Razorbacks were #22 in the AP and #23 by the Coaches.

• Adding the seventh-straight SEC win, **Arkansas rose to #20 in both polls this week** The last time Arkansas was inside the top 20 was the 2015 regular-season finale versus LSU when the Hogs were ranked 19th.

www.ArkansasRazorbacks.com



Arkansas SID: Mike Cawood • tmcawood@uark.edu • 479-236-2090

SERIES INFO:

OVERALL	ARK Leads.....	37-33
Home:	ARK Leads.....	20-8
Away:	ARK Trails.....	12-19
Neutral:	ARK Trails.....	5-6
• SEC ONLY	ARK Leads.....	33-28

MOST RECENT RESULTS:

02/23/16	W	85-65	H
01/21/17	W	99-86	H
02/11/17	W	78-70	A
01/10/18	L	75-54	H
02/03/18	L	94-86	A
01/12/19	L	94-88 (OT)	H
02/02/19	-/19 W	90-89	A
01/08/20	L	79-77	A
03/04/20	W	99-90	H
02/13/21	L	92-76	A

2020-21 STAT COMPARISON

82.4	Scoring Off.	82.9
70.0	Scoring Def.	75.2
+12.4	Scoring Margin	+7.7
.451	FG%	.471
.413	FG% Def.	.422
.337	3PT%	.346
7.8	3PT Made/Gm	8.1
.318	3PT% Def.	.301
.738	FT%	.751
+4.6	Reb. Margin	+0.1
14.9	Assists/Gm	12.6
1.16	A/T0 Ratio	1.03
+2.7	T0 Margin	+2.0
5.3	Blocks/Gm	2.8
8.1	Steals/Gm	8.6
17.0	Fouls/Gm	17.2



- IN THE SEC 6TH IN PPG 8TH IN FG% 5TH IN FT% 19TH IN REBS - 5TH AMONG NCAA FR. IN PPG (16.5)



- LAST 9 (8-1): 12.7 PTS/GM 7.0 REB/GM 57.5 FG% 2.6 ASSIST/GM 1.2 STEAL/GM 1.8 A:T0 RATIO



VS BAMA WED.: CAREER-HIGH 13 PTS WITH 8 REBS. +30 IN 22 MIN PLAYED



MUSSELMAN PLAYERS IN THE NBA
CALEB MARTIN
CODY MARTIN
JALEN HARRIS
ISAIAH JOE
MASON JONES

TV/RADIO ROSTER



0 • Justin SMITH
M.S. - Operations Management



1 • JD NOTAE
Recreation and Sport Management



2 • Vance JACKSON Jr.
M.Ed. - Adult & Lifelong Learning



3 • Desi SILLS
Recreation and Sport Management



4 • Davonte "Devo" DAVIS
Recreation and Sport Management



5 • Moses MOODY
Undecided



10 • Jaylin WILLIAMS
Recreation and Sport Management



11 • Jalen TATE
M.Ed. - Adult & Lifelong Learning



12 • Khalel "KK" ROBINSON
Recreation and Sport Management



13 • Emeka OBUKWELE
Biology/Pre-Med



20 • Kamani JOHNSON
Communications



22 • Abayomi "Baybe" IYIOLA
Business Accounting



23 • Connor VANOVER
Communications



24 • Ethan HENDERSON
Recreation and Sport Management



33 • Bryson MOREHEAD
Engineering



ERIC MUSSELMAN
Head Coach



David PATRICK
Associate Head Coach



Clay MOSER
Assistant Coach



Corey WILLIAMS
Assistant Coach



Anthony RUTA
Dir-Operations



Earl BOYKINS
Dir.-S/A Develop.



Hays MYERS
Special Asst. to HC



Michael MUSSELMAN
Dir.-Recruiting



Patrick ACKERMAN
Recruiting Coord.



Riley HALL
Video Coord.

NUMERICAL ROSTER

No.	Name	Pos.	Yr.	Ht.	Wt.	Hometown	Previous School
0	Justin Smith	F	Gr.	6-7	230	Buffalo Grove, Ill.	Indiana
1	JD Notae	G	R-Jr.	6-1	195	Covington, Ga.	Jacksonville
2	Vance Jackson Jr.	F	Gr.Sr.	6-9	238	Pasadena, Calif.	New Mexico
3	Desi Sills	G	Jr.	6-2	200	Jonesboro, Ark.	Jonesboro HS
4	Davonte "Devo" Davis	G	Fr.	6-3	180	Jacksonville, Ark.	Jacksonville HS
5	Moses Moody	G	Fr.	6-6	205	Little Rock, Ark.	Montverde Acad.
10	Jaylin Williams	F	Fr.	6-10	245	Fort Smith, Ark.	Northside HS
11	Jalen Tate	G	Gr.Sr.	6-6	175	Pickerington, Ohio	Northern Ky.
12	Khalel "KK" Robinson	G	Fr.	6-0	175	Little Rock, Ark.	Oak Hill Acad.
13	Emeka Obukwelu	F	Sr.	6-8	235	Plano, Texas	UT Tyler
20	Kamani Johnson	F	Jr.	6-7	215	Brooklyn, N.Y.	Little Rock
22	Abayomi "Baybe" Iyiola	F	R-Jr.	6-9	230	Atlanta, Ga.	Stetson
23	Connor Vanover	F	R-So.	7-3	247	Little Rock, Ark.	California
24	Ethan Henderson	F	Jr.	6-8	210	Little Rock, Ark.	Parkview HS
33	Bryson Morehead	F	Fr.	6-8	160	Katy, Texas	Obra D. Tompkins HS

COACHES/STAFF

Head Coach: Eric Musselman (San Diego, 1987)
 Associate Head Coach: David Patrick (UL Lafayette, 2000)
 Assistant Coach: Clay Moser (Wisconsin-La Crosse, 1987)
 Assistant Coach: Corey Williams (Oklahoma State, 2002)
 Director of Operations: Anthony Ruta (Arizona State, 2012)
 Special Assistant to Head Coach: Hays Myers (LSU, 2016)
 Director of Student-Athlete Development: Earl Boykins (Eastern Michigan, 1998)
 Video Coordinator: Riley Hall (Arkansas, 2016)
 Director of Recruiting: Michael Musselman (San Diego, 2018)
 Recruiting Coordinator: Patrick Ackerman (Detroit Mercy, 2016)
 Head Strength Coach: Dave Richardson (Louisiana-Monroe, 1989)
 Graduate Assistants:
 Tyson Batiste (Central Connecticut State, 2019) • Jeremiah Bonsu (Dayton, 2017) • Caleb Cline (South Dakota, 2020) • Alex Delleit (Arkansas, 2018) • Colin Donnelly (Michigan State, 2019) • Raheem Martin (Greensboro College, 2016) • Elijah Roth (Arizona, 2020)
 Student Assistant: Khalil Garland

PRONUNCIATION

#1 JD Notae No-Tay
 #3 Desi Sills DEZ-ee
 #12 Khalel Robinson Kay-lin
 #13 Emeka Obukwelu Eh-MEH-kuh Oh-Boo-Quay-Lu
 #22 Abayomi Iyiola ah-Bah-YUM-ee EE-EE-oh-la
 ^ goes by "Baybe" Bay-Bey
 Anthony Ruta R00-tuh

ROSTER BY STATE

ARKANSAS (7)	ILLINOIS (1)
Davonte Davis Jacksonville	Justin Smith Buffalo Grove
Ethan Henderson Little Rock	
Moses Moody Little Rock	NEW YORK (1)
Khalel Robinson Little Rock	Kamani Johnson Brooklyn
Desi Sills Jonesboro	
Connor Vanover Little Rock	TEXAS (2)
Jaylin Williams Fort Smith	Emeka Obukwelu Plano
	Bryson Morehead Katy
CALIFORNIA (1)	OHIO (1)
Vance Jackson Jr. Pasadena	Jalen Tate Pickerington
GEORGIA (2)	
Abayomi Iyiola Atlanta	
JD Notae Covington	

ROSTER BY CLASS

GRADUATE SENIOR (4)	SOPHOMORE (1)
Vance Jackson Jr.	Connor Vanover (Redshirt)
Justin Smith	
Jalen Tate	FRESHMAN (5)
	Davonte Davis
SENIOR (1)	Moses Moody
Emeka Obukwelu	Bryson Morehead
	Khalel Robinson
JUNIOR (4)	Jaylin Williams
Abayomi Iyiola (Redshirt)	
Ethan Henderson	
Kamani Johnson	
JD Notae (Redshirt)	
Desi Sills	

ABOUT ARKANSAS

Location.....	Fayetteville, Ark.
Enrollment.....	27,559
Founded.....	1871
Colors.....	Cardinal (PMS 201) and White
Nickname.....	Razorbacks
Conference.....	Southeastern (SEC)
System Pres.....	Dr. Donald R. Bobbitt (Arkansas, 1980)
Chancellor.....	Dr. Joseph E. Steinmetz (C. Michigan, 1977)
Vice Chancellor / AD.....	Hunter Yurachek (Guilford, 1990)
Faculty Representative.....	Gerald Jordan (Arkansas, 1970)
Arena (Capacity).....	Bud Walton Arena (19,200)

HISTORY

First Year of Basketball.....	1923-24
Seasons.....	98th
Overall Conference Championships.....	24 (2 SEC, 22 SWC)
NCAA Tournament Record / App.....	42-32 (.568) / 33
NIT Record / App.....	6-5 / 4
SEC Tournament Record.....	28-27

MUSSELMAN COACHING HISTORY

COLLEGIATE	6th Season	148-51	(7-4 Postseason)
Nevada	4 years	110-34	7-4 Postseason
Arkansas	2nd year	38-17	--
PROFESSIONAL	14 Seasons	503-291	(50-39 Postseason*)
CBA	7 years	270-122	(39-34 Postseason*)
Rapid City	5 years	191-89	(27-25 Postseason*)
Florida	2 years	79-33	(12-9 Postseason*)
USBL	2 years	53-3	(4-0 Postseason*)
Florida	2 years	53-3	(4-0 Postseason*)
NBA	3 years	108-138	--
Golden State	2 years	75-89	--
Sacramento	1 year	33-49	--
D-League	2 years	72-28	(7-5 Postseason*)
Reno	1 year	34-16	(2-3 Postseason*)
Los Angeles	1 year	28-12	(5-2 Postseason*)
INTERNATIONAL	3 Years	24-14	--
Dominican	1 years	5-1	--
Venezuelan	2 years	19-13	--

-- Note, professional basketball does not include playoff results in W-L record
 * - Musselman's pro record including playoffs is 553-330

MISCELLANEOUS MEASURABLES

(AS OF JUNE 2020)

NAME	WINGSPAN	REACH	MAX VERT
Devo Davis	6' 7.5"	8' 5"	34"
Ethan Henderson	6' 11.5"	8' 8"	44"
Abayomi Iyiola	6' 11.5"	8' 10.5"	28.5"
Vance Jackson	6' 11"	8' 9"	29.5"
Moses Moody	7' 1"	8' 8.5"	30"
JD Notae	6' 6"	8' 2"	39"
KK Robinson	6' 6"	8' 0"	37"
Desi Sills	6-6.5"	8' 1.5"	37.5"
Justin Smith	6' 8.5"	8' 6"	48"
Jalen Tate	6' 6"	8' 6.5"	35"
Connor Vanover	7' 5"	9' 8"	25.5"
Jaylin Williams	7' 1.5"	8' 11"	32"

8-Game SEC Win Streak

- Even though Arkansas lost at Oklahoma State on Jan. 30 in the SEC/Big 12 Challenge, Arkansas is riding an eight-game SEC win streak.
- This is Arkansas' first eight-game, SEC win streak since winning 11 games to close the 1993-94 season.
- The Hogs won 11-straight Southwest Conference games in the 1990-91, 1989-90 and 1980-81 seasons. Arkansas was a perfect 16-0 in the SWC in 1976-77 as part of an 18-game overall league win streak (final SWC game of 1975-76, all 16 SWC games in 1976-77 and first two SWC games in 1977-78).

INSIDE THE NUMBERS FOR THE SEC WIN STREAK

- ^ Leading scorers: Moody (14.6) Tate (13.6) Smith (12.0) Davis (9.4)
- ^ Leading rebounders: Smith (7.0) Moody (5.4) Williams (4.8) Davis (4.3)
- ^ Tate leads the team in assists (4.3/gm) and steals (2.1/gm). Smith is 2nd in assists (2.4/gm).
- ^ ARK PPG: 78.1 - OPP PPG: 67.4 ARK FG%: 46.0 - OPP: FG% .405 ARK: 121 assists with 101 TO - OPP: 93 assists with 127 TO

Poll Win

- The #20 Arkansas vs #6 Alabama game Wednesday was the first top 25 match-up in Bud Walton Arena since then #16 Arkansas defeated then #13 South Carolina, Feb. 18, 1998.
- With the win, Arkansas is now 398-144 when ranked. Arkansas is 100-154 when facing a ranked team.
- This was Arkansas' first win over a team ranked #6 since beating then #6 Kentucky on Feb. 20, 1999.
- Arkansas is 18-5 when ranked #20 in the nation. Arkansas is 6-11 when playing an opponent ranked #6.
- This is the first time Arkansas has beaten two top 10 teams in the nation in the same season since the 2008-09 season, taking down #4 Oklahoma, 96-88, on Dec. 20, 2008, and #7 Texas, 67-61, on Jan. 6, 2009.
- The last time Arkansas beat two top 10 programs in the same month was Feb. 2006 versus #10 Florida, 85-81, on Feb. 18, 2006, and #10 Tennessee, 73-69, on Feb. 25, 2006.
- The 15-point win over a top 10 program is the fifth-largest margin of victory by the Razorbacks all time. (HogStats.com). The top four margins of victory vs top 10 include: +27 vs. #8 Alabama (1/6/2007), +17 at #8 Kentucky (1/25/92), +16 vs #2 Auburn (2/24/1999).
- Including the two wins this season over top 10 opponents, the Razorbacks' are just 13-32 versus top 10 opponents since 2000 - including three wins (two this year) since 2010.

Freebies

- In two of Arkansas' closest losses, the Razorbacks made single-digit free throws, 8-of-10 in a 5-point loss at Tennessee (UT was 20-of-26) 4-of-7 in a 4-point loss at Oklahoma State (OSU was 12-of-15)
- Since the Oklahoma State game, **the Hogs have bounced back the last five games to make 93-of-122 (76.2%):** 13-of-14 vs Miss St 18-of-23 at UK 20-of-23 at Mizzou 15-of-19 vs FLA 27-of-43 vs Bama
- **VS BAMA: Arkansas was 27-of-43 (Bama was 3-of-8) and Moses Moody was 16-of-19**
The 43 FTA were the 6th most in an SEC regular-season game by Arkansas
16 makes by Moody ties for 6th-most FT made by a Hog in a game - 3rd-most in an SEC game
19 attempts by Moody ties for 7th-most FT attempted by a Hog in a game - 3rd most in an SEC game
- **Arkansas ranks 13th in the NCAA / 2nd in the SEC in free throws made (360)**
- **Arkansas ranks 22nd in the NCAA / 2nd in the SEC in free throw attempts (488)**
- **Moses Moody ranks 13th in the NCAA / 3rd in the SEC in free throws made (105)**
 ^ In 2016, Eric Musselman's Nevada squad led the NCAA in FT made (730) and were 2nd in FT attempts (992).
 ^ In 2020, Mason Jones led the NCAA in both FT made (233) and FT attempts (282).
 ^ In his first five years as a college coach, Musselman's teams have ranked 1st (3x) or 2nd (2x) five times in their respective league in free throws made.
- **Connor Vanover missed his first free throw versus Florida and is 20-of-21 at the free throw line this season,** including 6-of-6 at Auburn.
- Moses Moody made 16-of-19 FT in the Alabama win and has consecutive free throw streaks of 15, 13, 12 and 12 this season. He ranks fifth in the SEC in FT% this season (.827) while JD Notae is 15th in the SEC in FT% (.761).

Highlights in SEC 8-Game Win Streak

- AUBURN:** Arkansas was down 19 (37-18) with just over four minutes left in the first half. Arkansas made 8 of its last 10 field goals in the first half to trim the deficit to 12 at the break.
- Arkansas opened the second half on a an 18-4 run and shot 52.9% from the field in the period.
- AT VANDERBILT:** Arkansas led from wire-to-wire, dished out 22 assists and shot a season-best 57.1% from the field, including 42.1% from 3-point range. Arkansas has won seven straight and 11 of the last 12 versus Vanderbilt.
- OLE MISS:** Arkansas held Ole Miss to its season-low 59 points and the Rebels missed their first 14 3-pointers, finishing 1-of-16 from deep.
- MISSISSIPPI STATE:** Arkansas snapped a six-game losing streak to Mississippi State dating back to Feb. 9, 2016.
- Arkansas was down 14-2 to start the game as the Razorbacks missed 16 of its first 17 shots of the game. Arkansas used a 21-2 run in the first half and a 10-2 run to start the second to get the win.
- The MSU game was just the first time four Razorback players scored at least 10 points and had seven rebounds in an SEC game (Smith 10 & 10; Vanover 13 & 8; Davis 10 & 8 and Moody 13 & 7). It was just the second time it has ever happened with the other occurring in 1996 versus Troy. (HogStats.com)
- AT KENTUCKY:** Arkansas snapped an eight-game losing streak to Kentucky dating back to Feb. 27, 2014.
- Jalen Tate got an offensive rebound, was fouled and made two free throws with 4.3 seconds left to provide the 81-80 final. (Davonte Davis sealed the win with a steal.) The last time Arkansas won that late in a game was Mason Jones banking a 3-pointer from right wing with 0.1 seconds left in OT to win at Georgia Tech, 62-61, on Nov. 25, 2019.
- Odd stat ... Kentucky shot a season-best 53.8% (14-of-26) from 3-point range, but just 11-of-35 (31.4%) from 2-point.
- AT MISSOURI:** Arkansas was 20-of-23 at the free throw line, including 7-of-9 in overtime. The 20 made were the most since making 23-of-34 in an earlier loss to Missouri this year (Jan. 2, 2021). Arkansas has made 20-plus free throws five times this year and has shot over 80% from the line seven times.
- FLORIDA:** Arkansas got just the third win over the Gators in the last 20 games. Florida had won three straight, 11 of the last 12 and 17 of the last 19 heading into the game.
- ALABAMA:** Arkansas led for 31:55 but the Crimson Tide scored the first seven points of the second half to lead by six 45-39. Arkansas answered with a 17-2 run - including a 10-0 spurt - to lead by nine. Alabama cut its deficit to four before the Hogs went a 14-2 run to go up 16 with 5:55 left and held a double-digit lead the rest of the way.

2020-21 MISCELLANEOUS STATS

DOUBLE-FIGURE SCORING GAMES

Player	16-17	17-18	18-19	19-20	20-21	Career
Davis	NA	NA	NA	NA	7	7
Henderson	NA	NA	-	1	0	1
Iyiola	NA	18	15	NA	--	33
Jackson	14	NA	23	14	4	55
Moody	NA	NA	NA	NA	20	20
Notae	NA	23	24	NA	16	63
Robinson	NA	NA	NA	NA	1	1
Sills	NA	NA	5	17	9	31
Smith	NA	8	13	14	14	49
Tate	2*	3	25	16	14	60
Vanover	NA	NA	9	NA	7	16
Williams	NA	NA	NA	NA	1	1

20+ POINT SCORING GAMES

Player	16-17	17-18	18-19	19-20	20-21	Career
Davis	NA	NA	NA	NA	1	1
Iyiola	NA	1	2	MA	--	3
Jackson	0	NA	4	4	0	8
Moody	NA	NA	NA	NA	6	6
Notae	NA	7	8	NA	3	18
Sills	NA	NA	0	3	2	5
Smith	NA	1	1	2	1	5
Tate	0*	0	2	4	1	7
Vanover	NA	NA	1	NA	1	2

30+/40+ POINT SCORING GAMES

Player	16-17	17-18	18-19	19-20	20-21	Career
Jackson	0/0	NA	1/0	0/0	--	1/0
Notae	NA	1/0	0/1	NA	--	1/1
Tate	0*	0	1/0	1/0	--	2/0

3+ THREE-POINTERS IN A GAME

Player	16-17	17-18	18-19	19-20	20-21	Career
Jackson	6	NA	10	9	3	28
Moody	NA	NA	NA	NA	5	5
Notae	NA	7	11	NA	4	22
Robinson	NA	NA	NA	NA	1	1
Sills	NA	NA	4	7	3	14
Smith	NA	0	1	0	0	1
Tate	0*	0	1	0	2	3
Vanover	NA	NA	1	NA	1	2

5+ THREE-POINTERS IN A GAME

Player	16-17	17-18	18-19	19-20	20-21	Career
Notae	NA	2	4	NA	--	6
Jackson	1	NA	0	2	--	3
Sills	NA	NA	0	1	--	1
Vanover	NA	NA	1	NA	--	1

DOUBLE FIGURE REBOUNDING GAMES

Player	16-17	17-18	18-19	19-20	20-21	Career
Iyiola	NA	4	10	NA	--	14
Jackson	0	NA	5	3	--	8
Notae	NA	2	3	NA	--	5
Moody	NA	NA	NA	NA	1	1
Sills	NA	NA	0	0	1	1
Smith	NA	1	2	1	4	8
Tate	0*	0	1	1	--	2
Vanover	NA	NA	0	NA	2	2
Williams	NA	NA	NA	NA	3	3

DOUBLE FIGURE ASSISTS GAMES

Player	16-17	17-18	18-19	19-20	20-21	Career
Notae	NA	0	1	NA	--	1
Tate	0*	0	1	0	2	3

DOUBLE-DOUBLES

Player	16-17	17-18	18-19	19-20	20-21	Career
Iyiola	NA	4	8	NA	--	12
Jackson	0	NA	5	3	--	8
Notae	NA	2	3	NA	--	5
Moody	NA	NA	NA	NA	1	1
Sills	NA	NA	0	0	1	1
Smith	NA	1	2	1	3	7
Tate	0*	0	1	1	2	4

TRIPLE-DOUBLES

Player	16-17	17-18	18-19	19-20	20-21	Career
Notae	NA	0	1	NA	--	1

5+ ASSIST GAMES

Player	16-17	17-18	18-19	19-20	20-21	Career
Davis	NA	NA	NA	NA	1	1
Jackson	1	NA	5	0	--	6
Notae	NA	2	9	NA	2	13
Sills	NA	NA	4	0	1	5
Tate	0*	4	11	7	7	28

3+ STEALS IN A GAME

Player	16-17	17-18	18-19	19-20	20-21	Career
Davis	NA	NA	NA	NA	2	2
Iyiola	NA	0	2	NA	--	2
Jackson	1	NA	3	5	1	10
Moody	NA	NA	NA	NA	2	2
Notae	NA	11	8	NA	3	22
Sills	NA	NA	1	1	4	6
Smith	NA	0	1	5	3	9
Tate	0*	6	1	4	3	14
Vanover	NA	NA	0	NA	1	1

3+ BLOCKS IN A GAME

Player	16-17	17-18	18-19	19-20	20-21	Career
Iyiola	NA	2	5	NA	--	7
Moody	NA	NA	NA	NA	1	1
Notae	NA	1	2	NA	1	4
Smith	NA	0	2	0	--	2
Tate	0*	2	1	0	1	4
Vanover	NA	NA	5	NA	7	12



- A group of Razorback student-athlete leaders launched an initiative in September to foster and work toward equality for all members of the Razorback family. The program and its mission were developed out of ongoing discussions by various student-athletes on a number of important topics impacting society.
- The initiative is committed to helping ensure that every individual, regardless of race, gender, religious beliefs or sexual orientation has an equal opportunity to make the most of their lives and talents.**
- The initiative was brought forward by the Razorback Athletics African-American Student-Athlete Leadership Council – **including freshman guard MOSES MOODY** – as part of continuing diversity and inclusion efforts as part of the department's **Hogs UNITED** program.

Defending the 3; Hogs Defense Shines vs Gators and Tide

- Kentucky (14) and Missouri (13) marked the first time ever Arkansas opponents have made 13+ 3's in consecutive games. (HogStats.com)
- Even though Arkansas led the NCAA in 3-point field goal percentage defense last season, five teams have made 13-plus 3's against Arkansas this year. However, Arkansas is 4-1 in such games with its lone loss being at Alabama.
- The 3-point trend by opponents ended in the Florida win and continued versus Alabama
- The Razorbacks held the then SEC's league leader in 3-point percentage to just 19% (4-of-21) from long range. (Florida was shooting 37.5% from distance entering the game to rank 41st in the NCAA.)
- Then, Arkansas faced SEC leader in 3-point shooting – Alabama (36%) – to 11-of-33 (33.3%) from distance. Alabama missed its first nine triples and was just 4-of-16 from beyond the arc in the second half.
- Florida was also leading the SEC in field goal percentage (.474) but the Gators were held to their second-lowest shooting percentage of the season at 37.7% with the lowest being 37.5% versus Kentucky.

The Smith Factor ... Playing "Next-Level Basketball"

- Here is a breakdown (**WITH TWO CAVEATS**) to show the team success ... Connor Vanover in particular ... with a "healthy" Justin Smith ... **remember, everything in this note centers around the following.....**
- 1. Even though Justin Smith started and played at Alabama, he was not effective and probably should have waited one more game so I'm not counting that game as one Justin played
- 2. The sample size is just since league play began Dec. 30 at Auburn, including the Oklahoma State game.
- Team "with" Justin Smith: 9-1 1-4 "without."** Now, in reality for the year, Arkansas is 17-2 (even with Alabama) and 1-3 without (losses to #12 Missouri, at #9 Tennessee and at #24 Alabama)
- Muss says Smith is playing "next-level basketball" the last four games. **And, considering the two caveats above.....**
- ^ With a healthy Smith, Arkansas averages three more assists (147 to 11.8) and three less turnovers (12.6 to 15.2)**
- ^ With a healthy Smith, Arkansas is shooting 46.7% as a team and shot 39.2% without Smith**
- ^ With a healthy Smith, Arkansas is scoring similar "with" Smith (79.9 ppg) and "without" (75.2 ppg) but is only allowing 70.5 "with" Smith and was allowing 82.2 "without"**
- Vanover 10 gms "with" Justin: 8.8 ppg 50.7% FG 30.0 3PT% 20.6 minutes per game 22 Blocked Shots
- Vanover 5 gms "without" Justin: 3.8 ppg 26.1% FG 20.0 3PT% 12.0 minutes per game 3 blocked shots

High FG% Streak (Minus On Game)

- In 8-of-the-last-9 games, Arkansas shot over 43 percent from the field each time and has combined to shoot 47.7% (235-493) in those eight contests.
- ^ 46.2% vs AUB ^ 57.1% at VAN ^ 48.1% vs Ole Miss ^ 48.6% at OK St ^ 43.5% at UK ^ 46.8% at MIZ ^ 44.4% vs FLA ^ 46.3% vs ALA**
- Arkansas started slowly at Missouri but heated up: 33.3 FG% 1st half – 59.3 FG% 2nd half – 60.0 FG% OT
- Arkansas shot 51.5% in the first half versus both Vanderbilt and Florida and 52% in the first half vs Alabama.
- THE LONE EXCEPTION – A 16-point, 61-45 win over Mississippi State on Feb. 2 – Arkansas only shot 35.9 percent from the field and 11.8 percent from 3-point range.

HOWEVER, over the last nine games (8-1 record), Arkansas is peaking at the right time.

ARK in Last 8	46.3 FG%	32.5 3PT%	73.4 FT%	36.9 rpg	134 assists	116 TO	79.0 ppg
OPP in Last 8	41.7 FG%	32.1 3PT%	69.6 FT%	35.6 rpg	107 assists	146 TO	68.9 ppg

Double Digit Wins; 23rd in NCAA/1st in SEC in Scoring Margin

- 14 of Arkansas' 17 wins this year have been in double digits. Lone exceptions have been during seven-game SEC win streak (75-73 versus Auburn; 81-80 win over Kentucky and 86-81 OT win at Missouri).
- To start the year, Arkansas won each of its first nine games of 2020-21 by double digits – and 10 straight dating back to an 86-73 victory over Vanderbilt in the 2020 SEC Tournament.
- Arkansas was the first SEC team in six years to open the season with nine-straight wins and all by double figures.
- Thanks to these totals, Arkansas ranks 23rd in the NCAA / 1st in the SEC in scoring margin at +12.3.**

Half a Hundred; 14th in NCAA/2nd in SEC in Scoring; Top 2 Scoring Teams

- Arkansas has scored 90-plus points five times this season, including three of its wins in SEC play, and scored between 80-89 points an additional six times.**
- Arkansas scored 56 second-half points in the win over Georgia. It was the most by Arkansas in the second half of an SEC game since scoring 60 at Alabama on Jan 30, 2002 – a 109-94 final (HogStats.com).
- Arkansas has scored at least 50 points in a half five times this season.
- ^ Mississippi Valley State 61 in the first half AND 81 in the second half**
- ^ Central Arkansas 59 in the second half**
- ^ Oral Roberts 57 in the second half**
- ^ Georgia 56 in the second half**
- Despite its struggles at LSU and at Alabama, Arkansas still scored 45 and 40 second-half points, respectively.
- Arkansas outscored Missouri 42-38 in the second half to complete a come-from-behind win and scored 45 in the second half to win at Kentucky. **Arkansas has at least 40 points in a half 23 times in 23 games.**
- Thanks to these totals, Arkansas ranks 14th in the NCAA / 2nd in the SEC in scoring at 82.4 ppg.**

Effort. Energy. Enthusiasm.

• LSU ranks 8th in the NCAA and leads the SEC in scoring offense at 82.9 ppg.

Valuing the Ball

- Coach Musselman preaches to his team to "value the ball."
- In his first five years as a collegiate head coach, Musselman's teams have led their respective conference in fewest turnovers per game in each of the last four years, assist-to-turnover ratio three times and turnover margin in each of the last three years.
- **This year in the SEC, Arkansas ranks 2nd in turnover margin (+2.7) and assist-to-turnover ratio (1.16) ^ 3rd in fewest turnovers per game (12.9)**
- Arkansas has committed single-digit turnovers four times this season.
7 vs Miss Valley State 8 vs Central Arkansas 9 vs Missouri 6 at Kentucky

Impressive Rebound ... Of 350 NCAA DI Schools

- | | LAST YEAR in NCAA / SEC | THIS YEAR in NCAA / SEC |
|--------------|--|--|
| Arkansas was | 342nd in rebound margin / 14th SEC -6.8 | 54th in rebound margin / 2nd SEC +4.6 |
| | 332nd in rebounds per game / 14th SEC 31.53 | 13th in rebounds per game / 1st SEC 40.30 |
| | 325th in offensive rebounds / 14th SEC 7.5 | 32nd in offensive rebounds / 4th SEC 12.48 |
| | 288th in defensive rebounds / 12th SEC 24.03 | 42nd in defensive rebounds / 2nd SEC 27.83 |
- This year, Arkansas has produced each of the top 5 and 8 of the top 10 rebounding efforts in the Musselman era
 - This year, Arkansas has produced 13 of the top 15 offensive rebounding efforts in the Musselman era
 - This year, Arkansas has produced 5 of the top 7 defensive rebounding efforts in the Musselman era
 - **Arkansas leads the SEC in defensive rebound percentage, grabbing 74.2% of opponents' misses.**
 - **Justin Smith's 17 boards vs Oral Roberts ties for the most by an SEC player this season.**

OTHER REBOUND NOTES

- Arkansas had 58 rebounds versus both Oral Roberts and Mississippi Valley – the most by Arkansas under Musselman and 3rd-most by a Musselman-coached college team.
- Arkansas had 44 defensive rebounds versus Lipscomb – **THE MOST by a Musselman-coached college team**
- Arkansas' 24 offensive rebounds versus Oral Roberts are the most by Arkansas under Musselman and the second-most by a Musselman-coached college team.
- **Arkansas has out-rebounded its opponent 14 times this season and is 13-1 in such games.**
^ Arkansas only out-rebounded its opponent four times last season (4-0).
^ Musselman's collegiate teams are 87-11 when out-rebounding their opponents.
- **TENNESSEE MISSED 37 SHOTS (FG and AVAILABLE FT) – ARKANSAS HAD 31 DEFENSIVE REBOUNDS.**
- **GEORGIA MISSED 37 SHOTS (FG and AVAILABLE FT) – ARKANSAS HAD 29 DEFENSIVE REBOUNDS.**
- **MISS STATE MISSED 38 SHOTS (FG and AVAILABLE FT) – ARKANSAS HAD 30 DEFENSIVE REBOUNDS**

"Zero" Coincidence

- There is "zero" coincidence that Arkansas has won eight straight SEC games thanks to #0 ... a "healthy" Justin Smith.
- Smith was injured in the first half of the SEC season-opening win at Auburn and had ankle surgery the next day (Jan. 1). Arkansas lost three of the next four games with Smith sidelined and dropped a decision at Alabama with a limited Smith back in the lineup – 14 days after his surgery.
- Since that Alabama game, Arkansas has won eight straight SEC games and nearly won at Oklahoma State. **The Hogs are 17-2 with Smith in the starting lineup (lost at Alabama in perhaps a premature return to the lineup and lost a four-point game at Oklahoma State - game was tied with 30 seconds to go).**
- **Over the last nine games, Smith is averaging 12.7 ppg and 7.0 rpg. His 23 assists ranks second-most on the team over the span and he has only committed 13 turnovers (1.8 assist-turnover ratio)**
- **Vs Mississippi State, Smith had a double-double with 10 points and 10 rebounds.**
- **At Oklahoma State, Smith led the team in scoring (18), rebounds (7) and assists, tying his career-high.**
- **At Missouri, Smith led the team in scoring (19) and rebounds (6) and tied for the team lead in assists (3).**
- **Vs Florida, Smith had 15 points (7=9 FG) with six rebounds and career-highs in steals (5) and assists (4).**
- **Vs Alabama, Smith had a double-double with 11 points and 12 rebounds.**

RARE AIR – #3 IN NCAA IN SCORING AMONG FROSH

- **MOSES MOODY IS 1 OF ONLY 5 NCAA FRESHMEN AVERAGING OVER 16.0 POINTS PER GAME.**



1. Cameron Thomas (LSU)	22.7 ppg
2. Cade Cunningham (OK St)	18.7 ppg
3. Rayshon Harrison (Presbyterian)	17.5 ppg
4. Evan Mobley (Southern Cal)	16.8 ppg
5. Moses Moody (ARK)	16.5 ppg

- **MOSES MOODY IS 1 OF ONLY 3 NCAA FRESHMEN AVERAGING OVER 16.0 POINTS AND 5.0 REBOUNDS.**



Cade Cunningham (OK St)	18.7 ppg	6.10 rpg
Moses Moody (ARK)	16.5 ppg	5.61 rpg
Evan Mobley (Southern Cal)	16.8 ppg	8.65 rpg

- **MOSES MOODY IS 1 OF 2 PLAYERS IN THE SEC to average at least 15.0 points and 5.0 rebounds**



Moses Moody (ARK)	16.5 ppg (6th in SEC)	5.6 rpg (19th in SEC)
Trendon Watford (LSU)	16.2 ppg (8th in SEC)	7.1 rpg (7th in SEC)

- **MOSES MOODY IS 1 OF 2 PLAYERS IN THE SEC shooting at least: 43% FG, 37% 3PT AND 80% FT.**



Moses Moody (ARK)	43.2 FG%	37.3 3PT%	82.7 FT%
Iverson Molinar (MSU)	47.4 FG%	46.2 3PT%	82.4 FT%

- **MOSES MOODY IS 1 OF 2 PLAYERS IN THE SEC to rank among the league's top 20 in the following:**



Moses Moody (ARK)	^ Scoring (6th)	^ FG% (8th)	^ FT% (5th)	^ Rebounds (19th)
Emmanuel Miller (A&M)	^ Scoring (11th)	^ FG% (1st)	^ FT% (17th)	^ Rebounds (4th)

Moses Delivers

- Razorback freshman Moses Moody leads the team – and ranks **sixth in the SEC in scoring** (16.5 ppg).
- **Only five freshmen have led UA in points per game during a season (HogStats.com):**
^ George Kok (18.7 in 1944-45) ^ Scotty Thurman (17.4 1992-93) ^ Joe Johnson (16.0 1999-00)
^ Jonathon Modica (11.5 in 2002-03) ^ Patrick Beverley (13.9 2006-07)

2020-21 MISCELLANEOUS STATS

RECORD BREAKDOWN

At Home	14-1
On The Road	4-4
Neutral	0-0
White Uniforms	6-0
White '94 Throwback Uniforms	4-1
White "Hog" Uniforms	4-0
Cardinal Uniforms	4-4
Anthracite Uniforms	0-0

GENERAL

When Arkansas controls the tip	11-2
When opponent controls the tip	7-3
When Arkansas scores first	13-3
When opponent scores first	5-2

LEADS AND DEFICITS

Leading at the half	15-1
home: 12-0 road: 3-1 neutral: 0-0	
Trailing at the half	3-4
home: 2-1 road: 1-3 neutral: 0-0	
Tied at the half	0-0
home: 0-0 road: 0-0 neutral: 0-0	
Games decided by 1-to-5 points	3-2
Games decided by 6-to-10 points	0-0
With 5:00 left	Leading: 18-0 Trailing: 0-4 Tied: 0-1
With 2:00 left	Leading: 18-0 Trailing: 0-4 Tied: 0-1
Overtime games	1-0

OFFENSE

Scoring less than 70 points	2-2
Scoring 70-79 points	5-3
Scoring 80-89 points	6-0
Scoring 90-99 points	3-0
Scoring 100+ points	2-0
1 or 2 Players in Double Figures	0-2
3 Players in Double Figures	4-1
4 Players in Double Figures	8-2
5-7 Players in Double Figures	5-0
8 Players in Double Figures	1-0
At least 1 Player Scores 20+ Points	8-2
When 2+ Players Score 20+ Points	3-0
When shooting at least 50 percent FG	5-1
When shooting at least 33 percent 3FG	10-2

REBOUNDING/TURNOVERS

When out-rebounding opponent	14-1
When out-rebounded	2-4
When rebounds are even	1-0
When grabbing 10+ offensive reb	14-4
When forcing 15+ turnovers	10-3
When committing less than 15 turnovers	13-1

BY MONTH

In November	2-0
In December	7-0
In January	5-4
In February	5-0
In March	0-0

LED HIS TEAM IN SCORING (includes ties)

Player	16-17	17-18	18-19	19-20	20-21	Career
Davis	NA	NA	NA	NA	2	2
Iyiola	NA	3	7	NA	0	10
Jackson	2	NA	7	4	0	13
Moody	NA	NA	NA	NA	8	8
Notae	NA	15	16	NA	5	36
Tate	0	0	7	5	1	13
Sills	NA	NA	1	1	2	4
Smith	NA	1	1	3	4	9
Vanover	NA	NA	1	NA	2	3

LED HIS TEAM IN REBOUNDING (includes ties)

Player	16-17	17-18	18-19	19-20	20-21	Career
Henderson	NA	NA	0	2	0	2
Iyiola	NA	16	22	NA	--	38
Jackson	1	NA	13	7	1	22
Kimble	NA	NA	NA	8	0	8
Moody	NA	NA	NA	NA	6	6
Notae	NA	3	13	NA	0	17
Sills	NA	NA	0	2	1	3
Smith	NA	1	5	3	7	16
Tate	0	0	2	4	0	6
Vanover	NA	NA	3	NA	5	8
Williams	NA	NA	NA	NA	6	6

- He was also the only Hog to make a 3-pointer in each of the first 14 games before going 0-of-4 in game 15 vs Auburn and he was 0-of-1 from deep in game 17 vs Ole Miss. He has made a 3-pointer in 21 of 23 games and ranks seventh in the SEC in 3-'s made (41).
- **He tied his season best with four triples at Kentucky and is 10-of-22 (45.5%) from 3 over the last four games.**
- Moody has consecutive free throw streaks of 15, 13, 12 and 12 this season. He has made six straight and now ranks **4th in the SEC in free throw percentage (.824).**
- **Moody is 37th in the NCAA / 3rd in the SEC in free throws made (89).**

No One Made 2 Bigger Plays Than Tate, Except Maybe...

- Jalen Tate was not named the SEC Player of the Week after leading Arkansas to two key road wins. However, it would be hard to argue no player made two bigger plays in clutch moments that led to a win.

1A. At Kentucky and Arkansas down one, **JALEN TATE** got an offensive rebound with seven seconds left, was fouled and sank two free throws to give Arkansas an 81-80 lead.

1B. Kentucky still had a chance but **DAVONTE DAVIS** followed through with his prediction during a timeout between Tate's free throws that he would make the game winning steal.

2A. With Arkansas up one and 21 seconds left in overtime, Missouri's Dru Smith looked to have a clean line to the basket for a layup. However, **JALEN TATE** chased him down from behind and blocked the shot.

2B. Tate's block was initially ruled basket interference. After review, it was deemed a clean block. However, by rule, the ball was dead and went to Missouri on alternating possession. In the ensuing play, **MOSES MOODY** stripped Parker Braun, was fouled and made two free throws to put the Hogs up three with 12 seconds left.

2C. With the game still in doubt after Moody's free throws, **DAVONTE DAVIS** picked up Xavier Pinson three-quarter court and gothis hand on Pinson's final shot attempt with 3.7 seconds left that Justin Smith grabbed.

2D. **JUSTIN SMITH** was fouled, made both free throws to seal the win.

- As a side note, **MOSES MOODY was named the College Sports Madness SEC Player of the Week for a second time this season.**

J Tate the Great

- **Jalen Tate has been exactly what was expected of him ... a long, lock-down defender that is a strong rebounder and pass-first point guard that can score. In other words a stat sheet stuffer.**
- **During Arkansas' 8-game SEC win streak, Tate is the 2nd-leading scorer (13.8 ppg).**
 - He has scored at least 12+ points in four straight games and 13 times this season/.
 - Thanks to a career-high 11 assists versus UCA and adding 10 versus Georgia, he has a team-best 98 assists and ranks 3rd in the SEC with 4.3 assists/gm.
 - In both his double-doubles (UCA and UGA), Tate had a combined 21 assists with just one turnover. He ranks 4th in the SEC in assist-turnover ratio (1.79).
 - Has at least four rebounds 15 times.
 - Is 20-of-54 (.370) from 3-point range. Tate only made 8-of-44 3-pointers in 2019-20 and just 6-of-28 in 2017-18. (Note: he did make 24-of-59 in 2018-19)

Will to Win; +30 in 22 Minutes

- Jaylin Williams had a career game – second half in particular – to lead Arkansas to the win over Alabama.
- Williams scored a career-high 12 points. His previous high was nine points (versus Mississippi Valley State in the season opener) and his best in an SEC game was eight in a loss to Missouri on Jan. 2, 2021. He had only scored 17 points in the last seven games combined.
- Williams sparked a 17-2 run early in the second half. After Bama scored seven straight to take the lead, Williams made three straight field goals to put Arkansas up one. After a Bama basket, Williams made 2-of-3 free throws to put the Hogs back in front, 48-47, and Arkansas held the advantage the rest of the game.
- Williams, who was an impressive +30 in his 22 minutes played, scored 12 of his 13 points in the second half and he pulled down all eight of his rebounds in the period.
- **Williams leads the team with 13 charges taken.**

Block Party: 13th in NCAA

- Arkansas had 11 rejections in the win over Alabama, including a career-high four by Jalen Tate, a career-high three by Moses Moody and two by Ethan Henderson.
 - The 11 blocked shots were the most by the Hogs in the Musselman era and tied for the most by a Musselman-coached team.
- Arkansas has blocked at least five shots in 9 of the last 10 games (getting "just" three at Kentucky) and **RANKS 13TH IN THE NCAA** in blocks per game (5.3) – 6th in to total blocks (122).
- **Connor Vanover has 20 blocked shots over his last seven games including five each versus Ole Miss and Oklahoma State and three versus Mississippi State.**
 - Vanover had six blocked shots vs North Texas earlier this season.
 - He ranks 3rd in the SEC / 34th in the NCAA in blocks per game (196) and ranks 22nd nationally / 2nd in the SEC in total blocked shots (45).
- OTHER TEAM LEADERS: Moses Moody (15), Jaylin Williams (13), Jalen Tate (11).

MOCKING MOODY

PippenAintEasy.com (1/20)	7th pick (1st SEC Player)
NBADraft.net (2/4)	7th pick (1st SEC Player)
CBSports.com (1/14)	8th pick (1st SEC Player)
TankATHon.com (2/1)	8th pick (1st SEC Player)
USAToday.com (2/3)	10th pick (1st SEC Player)
Yahoo.com (1/28)	10h pick (1st SEC Player)
NBADraftRoom.com (2/3)	11th pick (2nd SEC Player)
NBCSports.com (1/25)	11th pick (2nd SEC Player)
BleacherReport.com (2/2)	11th pick (2nd SEC Player)
SBNation.com (2/3)	11th pick (3rd SEC Player)
BabcockHoops.com (2/5)	12th pick (2nd SEC Player)
ESPN.com (2/2)	12th pick (3rd SEC Player)
Stadium.com (1/4)	12th pick (2nd SEC Player)
TheAthletic.com (1/8)	13th pick (2nd SEC Player)
SI.com (1/20)	14th pick (1st SEC Player)

Hogs Up 5 to #21 in NCAA NET

- The NCAA released its first NET ranking on Jan. 4 and the Razorbacks came in at #24. After the losses to #12 Missouri at #9/8 Tennessee, Arkansas dropped to #29.
- The Razorbacks climbed nine spots to #20 after the 30-point win over Georgia but dropped back to #35 after road losses at LSU and Alabama.
- Ironically, after a home win versus Auburn, Arkansas fell three spots to #38 but jumped five spots to #33 with a road win at Vanderbilt and five more spots to 28th with a home win over Ole Miss.
- Arkansas fell three spots to 32nd after a close loss at Oklahoma State but climbed back to #29 after the Miss State win and up to #26 after the road win at Kentucky.
- Arkansas jumped two more spots to #24 with a QUAD 1 win at #10 Missouri and remained there after its QUAD 1 win over Florida last time out. However, after not playing Saturday at Texas A&M, Arkansas fell two spots to 26th.
- **With a 15-point win over #6 Alabama (then #8 NET), Arkansas moved up five to #21.**

4 Hogs Top 1,000

- Although Arkansas' roster has a lot of new faces, the roster has a lot of experience.
- Vance Jackson Jr., drained four 3-pointers during a 28-0 run in the first half of the season opener. With his fourth triple, Jackson eclipsed the 1,000-point plateau. He also grabbed his 500th career rebound in the game.
- Jalen Tate scored his 1,000th career point versus Central Arkansas and dished out his 300th career assist versus Lipscomb. With four boards in the Auburn win (1/20), he grabbed his for 400th career rebound.
- JD Notae scored his 1,000th career point in just his 66th career game played (vs Central Arkansas).
- Justin Smith became the fourth member at Missouri. Needing just one point entering the game, the graduate transfer made two free throws at the 5:05 mark of the first half to break the barrier. With six rebounds vs Ole Miss, he eclipsed the 500-rebound plateau for his career.

PLAYER	CAREER PTS	TO REACH
VANCE JACKSON JR	1,088	Scored 1,000th career pt vs MVSU
JALEN TATE	1,222	Scored 1,000th career pt vs UCA
JD NOTAE	1,227	Scored 1,000th career pt vs UCA
JUSTIN SMITH	1,044	Scored 1,000th career pt at MIZ

Comeback Kids

- **Arkansas dug a 19-point deficit with 4:17 left in the first half versus Auburn.**
 - Arkansas went on a 13-4 run to get to within 10 (41-31) before Sharife Cooper hit two free throws with 13 seconds left to provide the halftime score (43-31).
 - To start the second half, Arkansas went on an 18-4 run to grab its first lead (47-45 at the 13:26 mark).
- **With the win, Arkansas snapped a 42-game losing streak when trailing by 12-plus points at halftime** dating back to a 72-69 win at Georgia on Feb. 3, 2010 (HogStats.com). Arkansas trailed Georgia 37-22 at halftime back in 2010.
- **Arkansas is now 3-78 when trailing by 12-plus points since January 1995 and just 11-108 since January 1970** (HogStats.com).
- **Arkansas also dug itself a hole in the Mississippi State game.** The Hogs were down 14-2 to start the game and down 13 (18-5) with 8 minutes left before halftime.
 - From that point, Arkansas went on a 23-2 run over the next 7:22 (a 12-0 run and 11-0 run) to lead 28-20 with 26 seconds left before the break.
 - Mississippi State scored the final two points of the first half and the first two of the second half to make the score 28-24. However, Arkansas answered with a 14-2 run. MSU got to within five (72-37 with 9:36) but Arkansas out-scored the Bulldogs 19-6 before 3-pointer by MSU's Derek Fountain with 48 ticks left to provide 61-45 final.

Just A Minute ... or 20

- At Missouri, Justin Smith and Moses Moody played all 20 minutes of the second half and all five minutes of overtime.
- Moody has played the whole second half 10 times this season – five straight.
- The following is a list of players that played all 20 minutes of a half this season.

Dec. 12 vs UT Arlington	Moody (2nd)		
Dec. 20 vs. Oral Roberts	Sills (2nd)		
Dec. 30 at Auburn	Moody (2nd)		
Jan. 2 vs Missouri	Moody (2nd)	Sills (2nd)	
Jan. 13 at LSU	Moody (2nd)		
Jan. 20 vs Auburn	Sills (2nd)	Williams (2nd)	
Jan. 23 at Vanderbilt	Moody (2nd)		
Jan. 27 vs Ole Miss	Vanover (2nd)		
Jan. 30 at Oklahoma St.	Moody (2nd)	Vanover (2nd)	
Feb. 2 vs Mississippi St.	Moody (2nd)	Vanover (2nd)	Smith (2nd)
Feb. 9 at Kentucky	Moody (2nd)		
Feb. 13 at Missouri	Moody (2nd)	Smith (2nd)	
Feb. 16 vs Florida	Smith (2nd)		
Feb. 24 vs Alabama	Moody (2nd)	Smith (2nd)	

Moody (10x)
Smith (4x)
Sills (3x)
Vanover (3x)
Williams (1x)

Moody Honored Dec. 7 and Feb. 15

- Arkansas guard Moses Moody was named the **SEC Freshman of the Week** and **College Sports Madness SEC Player of the Week** on Dec. 7. He was also named the **College Sports Madness SEC Player of the Week** on Feb. 15.

HONOR 1

- Moody averaged 21 points, 8.5 rebounds and two assists in wins over UT Arlington and Lipscomb. He made 70 percent of his shots from the field (14-of-20) – including 4-of-6 from 3-point range – while going 10-of-13 at the free throw line.
- The Little Rock product had game highs with 24 points and nine rebounds versus UTA to become the first Razorback freshman since Booby Portis in 2014 to have at least 24 and nine in a game. He followed that with an 18-point, eight-rebound performance versus Lipscomb. Moody made 7-of-his-8 shots, including 2-of-3 from 3-point range, while adding three assists in just 24 minutes played.

HONOR 2

- Moody averaged 15.0 points with 6.0 rebounds but made several highlight reel plays.
- At Kentucky, he led the team with seven rebounds and, after sitting most of the first half due to foul trouble, played all 20 minutes of the second half with 11 points and five rebounds. He made a steal that led to a fastbreak layup.
- At Missouri, he scored Arkansas' first seven points before picking up two early fouls and sitting most of the half. He finished with 16 points (6-of-6 at the FT line), five rebounds, two steals and two blocked shots. He played the final 25 minutes and three big plays in overtime.
- 1. Sank two free throws with 1:17 left to give Arkansas a one-point lead
- 2. Down one, had a key assist to put the Hogs back up one (82-81) with 58 ticks left
- 3. Up one and after Missouri retained possession on a "jump ball", Moody got a steal with 12 seconds left and he was fouled. Moody made both free throws to put the Hogs up three.

3-Ball Streak Continues

- On Feb. 9, 2019, Mason Jones made a 3-pointer at 18:43 of the first half at South Carolina to mark the 1,000th-straight game Arkansas made at least one triple.
- Arkansas fans were getting nervous the streak might end versus Texas Southern in 2019-20. The Razorbacks were 0-of-13 from distance in the first half. However, Isaiah Joe opened the second half with a triple and would make six in the period en route to 29 second-half points - 33 total.
- Arkansas ranks third on the NCAA active list of teams that have made at least one 3-pointer.
- 1. UNLV 1,123 consecutive games (thru 2/24, next 2/26)
- 2. Duke 1,107 consecutive games (thru 2/22, next 2/27)
- 3. **ARKANSAS 1,066 CONSECUTIVE GAMES (THRU 2/24)**
- 4. Western Kentucky 1,060 consecutive games (thru 2/25, next 2/28)
- UNLV and Princeton (959 straight games) have made a 3-pointer in every game since the NCAA adopted the rule in 1986-87.
- The last game Arkansas did not make a 3-pointer was when the Razorbacks went 0-for-2 at Texas on Jan. 07, 1989.



NATION'S #5 RECRUITING CLASS

Moses Moody • KK Robinson • Jaylin Williams • Devo Davis

#PR HOGS

39	NBA Draft Selections	16	All-Star Game Appearances	14	All-Defensive Team Honors
-----------	-----------------------------	-----------	----------------------------------	-----------	----------------------------------



CURRENT HOGS IN THE NBA



DANIEL GAFFORD

- 2nd Year in NBA
- 2019 - 2nd RD/38th overall



MASON JONES

- 1st Year in NBA
- 2020 - Free Agent
- Two-Way Contract



PATRICK BEVERLEY

- 9th Year in NBA
- 3x NBA All-Defensive Team
- 2009 - 2nd RD/42nd overall



ISAIAH JOE

- 1st Year in NBA
- 2020 - 2nd RD/49th overall



BOBBY PORTIS

- 6th Year in NBA
- 2015 - 1st RD/22nd overall

12	First Round Draft Picks	7	All-NBA Selections	3	NBA Champions
-----------	--------------------------------	----------	---------------------------	----------	----------------------



USA NBA G LEAGUE

- Dusty Hannahs Santa Cruz Warriors

BELGIUM

- Jabril Durham Belfius Mons-Hainaut

CHINA

- Sonny Weems Guangdong Southern

CZECH REPUBLIC

- Delvon Johnson Svitavy

FRANCE

- Courtney Fortson AS Monaco Basket
- Dustin Thomas BC Souffelweyersheim

GREECE

- Moses Kingsley AEK
- Daryl Macon AEK

HUNGARY

- Adrio Bailey OSE Lions

ISRAEL

- Coty Clarke Bnei Hertzeliya
- Rashad Madden Netanya

IRAQ

- Arlando Cook Zakho

ITALY

- Jaylen Barford Vanoli Basket Cremona
- Charles Thomas Scafati

LUXEMBOURG

- Michael Jones Larochette B

MEXICO

- B.J. Young Libertadores de Queretaro


MACEDONIA

- Jeantal Cylla Vardar

TUNISIA


- Willy Kouassi DSG





2020-21 SEC STANDINGS

THROUGH WEDNESDAY - Feb 24, 2021



	SEC	PCT.	HOME	AWAY	OVERALL	PCT.	HOME	ROAD	NEUTRAL	STRK
ALABAMA	13-2	.867	8-0	5-2	18-6	.750	11-1	5-3	2-2	L1
ARKANSAS	10-4	.714	6-1	4-3	18-5	.783	14-1	4-4	0-0	W5
LSU	9-5	.643	6-1	3-4	14-7	.667	10-2	3-5	1-0	L1
FLORIDA	8-5	.615	5-2	3-3	12-6	.667	6-2	4-4	2-0	W2
TENNESSEE	9-6	.600	5-3	4-3	16-6	.727	12-3	4-3	0-0	W1
OLE MISS	8-7	.533	4-3	4-4	13-9	.591	8-4	5-5	0-0	W1
MISSOURI	7-7	.500	3-3	4-4	14-7	.667	8-3	5-4	1-0	L1
KENTUCKY	7-7	.500	4-3	4-4	8-13	.381	4-5	4-5	0-3	W3
MISSISSIPPI STATE	7-8	.467	3-5	4-3	13-11	.542	9-5	4-3	0-3	W2
GEORGIA	7-9	.438	5-3	2-6	14-9	.609	12-3	2-6	0-0	W1
AUBURN	5-10	.333	2-5	3-5	11-13	.458	6-5	3-7	2-1	L3
TEXAS A&M	2-6	.250	1-3	1-3	8-7	.533	6-3	2-3	0-1	W1
SOUTH CAROLINA	3-10	.231	2-5	1-5	5-12	.294	3-5	1-6	1-1	L6
VANDERBILT	2-11	.154	1-6	1-5	6-13	.316	5-7	1-6	0-0	L3

AP (Feb. 22)		
1 Gonzaga (60)	22-0	1,596
2 Baylor (4)	17-0	1,540
3 Michigan	16-1	1,472
4 Ohio State	18-5	1,370
5 Illinois	16-5	1,356
6 ALABAMA	18-5	1,196
7 Oklahoma	14-5	1,150
8 Villanova	14-3	1,132
9 Iowa	17-6	1,088
10 West Virginia	15-6	1,014
11 Florida State	13-3	967
12 Houston	18-3	921
13 Creighton	16-5	836
14 Texas	13-6	730
15 Virginia	15-5	690
16 Virginia Tech	14-4	545
17 Kansas	17-7	532
18 Texas Tech	14-7	477
19 Southern California	18-4	423
20 ARKANSAS	17-5	346
21 Loyola Chicago	19-4	288
22 San Diego State	17-4	222
23 Wisconsin	16-8	200
24 MISSOURI	14-6	149
25 TENNESSEE	15-6	145

COACHES (Feb. 22)		
1 Gonzaga	22-0	795
2 Baylor	17-0	771
3 Michigan	16-1	737
4 Illinois	16-5	657
5 Ohio St.	18-5	648
6 Villanova	14-3	608
7 ALABAMA	18-5	589
8 Oklahoma	14-5	552
9 Florida State	13-3	490
10 Houston	18-3	483
11 Creighton	16-5	468
12 Iowa	17-6	465
13 West Virginia	15-6	462
14 Virginia	15-5	361
15 Virginia Tech	14-4	314
16 Texas	13-6	308
17 Texas Tech	14-7	224
18 Southern California	18-4	218
19 Kansas	17-7	168
20 ARKANSAS	17-5	134
21 OKLAHOMA STATE	14-6	132
22 Loyola-Chicago	19-4	124
23 Oregon	14-4	115
24 Wisconsin	16-8	105
25 San Diego St.	17-4	96

HOGS IN THE POLLS			
WEEK	AP	COACH	NET
Preseason	--	RV/#45	NA
Nov. 30	RV/#40	NA	NA
Dec. 7	--	RV/#38	NA
Dec. 14	RV/#38	RV/#39	NA
Dec. 21	RV/#29	RV/#28	NA
Dec. 28	RV/#29	RV/#31	NA
Jan. 4	RV/#37	RV/#34	24
Jan. 11	RV/#35	RV/#39	20
Jan. 18	--	--	35
Jan. 25	--	RV/#38	33
Feb. 1	--	--	33
Feb. 8	RV/#40	RV/#41	29
Feb. 15	24	RV/#28	24
Feb. 22	20	20	26
Mar. 1			
Mar. 8			
FINAL			

THE LAST TIME ARKANSAS		
• Ranked on AP Poll Date		
Top 16-25: #20	02/22/21	
Top 11-15: #15	11/14/00	
Top 6-10: #6	1995 Final Poll	
Top 2-5: #5	03/07/95	
No. 1: #1	'94-95 Preseason	
• Vs. Ranked AP Opp - Last Win		
Top 25: 100-154 (LAST W: vs #6 Alabama 2021)		
#25: 3-4 Vanderbilt	1/31/12	
#24: 1-3 Vanderbilt	2/23/00	
#23: 3-7 vs Florida (SEC)	3/9/18	
#22: 4-2 Kentucky (OT)	2/23/11	
#21: 4-3 Texas A&M	2/17/18	
#20: 10-5 Michigan	1/21/12	
#19: 8-3 at LSU	2/21/19	
#18: 5-7 at Ole Miss	1/31/10	
#17: 2-3 at Kentucky	2/27/14	
#16: 3-7 LSU	1/20/07	
#15: 3-5 Mississippi State	1/7/12	
#14: 4-7 Auburn	2/27/18	
#13: 6-3 Kentucky (OT)	1/14/14	
#12: 6-9 Alabama	1/27/07	
#11: 5-8 Missouri	12/5/95	
#10: 5-4 at Missouri	02/13/21	
#9: 2-5 Arizona	04/02/94	
#8: 3-4 Alabama	1/6/07	
#7: 1-5 Texas	1/6/09	
#6: 6-11 Alabama	2/24/21	
#5: 4-4 Texas A&M	1/27/16	
#4: 5-12 Oklahoma	12/30/08	
#3: 0-14 --	--	
#2: 6-8 Florida	2/5/13	
#1: 1-11 vs. UNC (at PB)	2/12/84	

Saturday, February 27		TV	Time (CT)
Tennessee at Auburn		ESPN	11:00 am
South Carolina at Georgia		SECN	12:00 pm
LSU AT ARKANSAS		ESPN2	1:00 PM
Ole Miss at Vanderbilt		SECN	2:30 pm
Florida at Kentucky		CBS	3:00 pm
Alabama at Mississippi State		SECN	7:30 pm
Texas A&M at Missouri		Postponed	

Tuesday, March 2		TV	Time (CT)
ARKANSAS AT SOUTH CAROLINA		SECN	5:30 PM
Auburn at Alabama		ESPN2/U	6:00 pm
Vanderbilt at LSU		SECN	7:30 pm
Kentucky at Ole Miss		ESPN/2	8:00 pm

Wednesday, March 3		TV	Time (CT)
Missouri at Florida		SECN	5:30 pm
Mississippi State at Texas A&M		SECN	7:30 pm

Saturday, March 6		TV	Time (CT)
Alabama at Georgia		CBS	1:00 pm
LSU at Missouri		From Jan 9	
Mississippi St at Auburn		From Feb 16	
TEXAS A&M AT ARKANSAS		FROM FEB 6	
South Carolina at Kentucky		From Dec 29	
Vanderbilt at Ole Miss		Added	

Sunday, March 7		TV	Time (CT)
Florida at Tennessee		From Feb 10	

2020-21 SEC PRESEASON MEDIA POLL

- Tennessee
- Kentucky
- LSU
- Florida
- Alabama
- ARKANSAS**
- Auburn
- South Carolina
- Ole Miss
- Missouri
- Texas A&M
- Mississippi State
- Georgia
- Vanderbilt

RECEIVING VOTES: **OKLAHOMA STATE 92**, Belmont 80, Purdue 53, Oregon 53, **LSU 32**, BYU 19, Drake 19, UCLA 17, Clemson 13, Colorado 8, North Carolina 6, Wichita State 6, Boise State 5, Toledo 4, UC Santa Barbara 2, Western Kentucky 2, Winthrop 2, Xavier 2.

RECEIVING VOTES: **MISSOURI 83**; **TENNESSEE 74**; Purdue 64; Belmont 45; Drake 22; UCLA 17; Clemson 16; **LSU 13**; Winthrop 9; Brigham Young 9; Boise St. 8; Wichita St. 7; North Carolina 5; Connecticut 3; Seton Hall 1.

• As Ranked By # - Last Time		as Top 25: 398-114	
#	Team	Date	Rank
#25:	6-2 W. Iowa	11/30/14	
#24:	7-0 W. Florida	2/16/21	
#23:	6-1 W. at Vanderbilt	1/10/15	
#22:	8-5 L. at Auburn	1/6/18	
#21:	6-4 L. North Texas	12/5/00	
#20:	18-5 W. Alabama	2/24/21	
#19:	16-7 L. Ole Miss	1/17/15	
#18:	18-8 L. LSU	3/7/15	
#17:	14-6 L. #21 Iowa (NCAA)	3/13/99	
#16:	13-6 L. #7 Kentucky (SEC)	3/7/98	
#15:	16-3 L. Southern Miss	11/18/00	
#14:	28-4 W. Vanderbilt	2/7/98	
#13:	13-3 W. Centenary	12/18/97	
#12:	19-8 L. at Alabama	2/28/98	
#11:	20-6 W. South Carolina	2/15/92	
#10:	12-3 W. Ole Miss	2/18/95	
#9:	21-6 W. #5 Kentucky	1/29/95	
#8:	8-9 W. Montevallo	2/25/95	
#7:	18-2 W. Auburn	3/4/95	
#6:	21-3 L. UCLA (NCAA)	4/3/95	
#5:	13-8 L. #3 Kentucky (SEC)	3/12/95	
#4:	13-2 W. at Missouri	12/3/94	
#3:	30-5 W. Tennessee	1/7/95	
#2:	38-4 W. Duke (NCAA)	4/4/94	
#1:	16-4 W. #14 Georgetown	11/27/94	

• Last Time Beat Ranked Opp.		• HOME •	• ROAD •
#	Team	Date	Rank
#25:	Vandy	1/31/12	-- (0-0)
#24:	Vandy	2/23/00	-- (0-0)
#23:	LSU	3/3/92	Texas 3/3/91
#22:	Kentucky	2/23/11	-- (0-1)
#21:	Texas A&M	2/17/18	S. Carolina 2/15/17
#20:	Michigan	1/21/12	Alabama 2/28/01
#19:	Auburn	3/5/00	LSU 2/2/19
#18:	Vandy	3/1/08	Ole Miss 1/31/10
#17:	Ole Miss	2/5/10	Kentucky 2/27/14
#16:	LSU	1/20/07	-- (0-4)
#15:	Miss State	1/7/12	-- (0-2)
#14:	Auburn	2/27/18	-- (0-3)
#13:	Kentucky	1/14/14	-- (0-1)
#12:	Texas	2/6/82	-- (0-5)
#11:	Missouri	1/2/92	Texas 2/1/79
#10:	Florida	2/18/06	Missouri 2/13/21
#9:	--		Arizona 12/6/92
#8:	Alabama	1/6/07	Kentucky 1/25/92
#7:	Alabama	1/6/09	-- (0-1)
#6:	Alabama	2/24/21	-- (0-5)
#5:	Texas A&M	1/27/16	-- (0-1)
#4:	Oklahoma	12/30/08	Kentucky 2/9/94
#3:	--		-- (0-1)
#2:	Florida	2/5/13	-- (0-5)
#1:	--	(0-2)	-- (0-2)

Effort. Energy. Enthusiasm.

Versus 2020-21 Opponents

NON-CONFERENCE

SCHOOL	GMS	SERIES RECORD	H	A	N	LAST MEETING
Abilene Christian	1	Arkansas Leads, 1-0	1-0	0-0	0-0	H - W, 85-72 (12/20/20)
Central Arkansas	7	Arkansas Leads, 7-0	4-0	3-0	0-0	H - W, 100-75 (12/12/20)
Lipscomb	2	Arkansas Leads, 2-0	2-0	0-0	0-0	H - W, 86-50 (12/05/20)
Miss Valley State	6	Arkansas Leads, 6-0	6-0	0-0	0-0	H - W, 142-62 (11/25/20)
North Texas	16	Arkansas Leads, 16-0	9-0	1-0	6-0	H - W, 69-54 (11/28/20)
Oklahoma State	53	Arkansas Trails, 15-38	10-9	4-14	1-15	A - L, 77-81 (01/30/21)
Oral Roberts	13	Arkansas Leads, 11-2	8-0	1-2	2-0	H - W, 87-76 (12/20/20)
Southern	3	Arkansas Leads, 3-0	2-0	0-0	1-0	H - W, 79-44 (12/09/20)
Texas-Arlington	9	Arkansas Leads, 9-0	7-0	1-0	1-0	H - W, 72-60 (12/02/20)

SOUTHEASTERN CONFERENCE

SCHOOL	GMS	SERIES RECORD	H	A	N	LAST MEETING
Alabama	65	Arkansas Leads, 36-29	20-6	8-21	8-2	H - W, 81-66 (02/24/21)
• SEC Only	55	Arkansas Leads, 29-26	20-6	8-19	1-1	
Auburn	56	Arkansas Leads, 36-20	22-5	13-14	1-1	H - W, 75-73 (01/20/21)
• SEC Only	55	Arkansas Leads, 36-19	22-5	13-14	1-0	
Florida	39	Arkansas Trails, 13-26	9-7	2-14	2-5	H - W, 75-64 (02/16/21)
• SEC Only	39	SAME	SAME	SAME	SAME	
Georgia	40	Arkansas Leads, 24-16	12-3	6-10	6-3	H - W, 99-69 (01/09/21)
• SEC Only	40	SAME	SAME	SAME	SAME	
Kentucky	45	Arkansas Trails, 12-33	7-8	4-15	1-10	A - W, 81-80 (02/09/21)
• SEC Only	40	Arkansas Trails, 12-28	7-8	4-13	1-8	
LSU	70	Arkansas Leads, 37-33	20-8	12-19	5-6	A - L, 92-76 (01/13/21)
• SEC Only	61	Arkansas Leads, 33-28	20-8	11-18	2-2	
Ole Miss	83	Arkansas Leads, 50-33	17-11	9-20	24-2	H - W, 74-59 (01/27/21)
• SEC Only	54	Arkansas Leads, 28-27	17-10	9-18	1-0	
Mississippi State	65	Arkansas Leads, 34-31	22-8	7-22	5-1	H - W, 61-45 (02/02/21)
• SEC Only	56	Arkansas Leads, 29-27	21-7	6-20	2-0	
Missouri	55	Arkansas Leads, 29-26	17-10	11-16	1-0	A - W-OT, 86-81 (02/13/21)
• SEC Only	18	Arkansas Leads, 10-8	7-2	3-6	0-0	
South Carolina	35	Arkansas Leads, 20-15	11-5	6-8	3-2	H - L, 77-79 (01/29/20)
• SEC Only	35	SAME	SAME	SAME	SAME	
Tennessee	44	Arkansas Trails, 21-23	11-4	4-14	6-5	A - L, 79-74 (01/06/21)
• SEC Only	40	Arkansas Trails, 18-22	11-4	4-14	3-4	
Texas A&M	160	Arkansas Leads, 103-57	58-15	38-38	7-4	A - L, 69-77 (03/07/20)
• SEC Only	14	Arkansas Leads, 8-6	6-1	2-5	0-0	
Vanderbilt	41	Arkansas Leads, 29-12	16-3	8-8	5-1	H - W, 92-71 (01/23/21)
• SEC Only	39	Arkansas Leads, 28-11	15-3	8-7	5-1	



ERIC MUSSELMAN LIVE RADIO SHOW

Once again, there will be 12 Arkansas basketball radio shows, all starting at 7 pm, at Sassy's BBQ and Grille in Fayetteville.

Sunday, Feb. 28



COURTSIDE WITH ERIC MUSSELMAN

There will be 10, 30-minute television shows featuring head coach Eric Musselman and co-host Chuck Barrett. Each show will air on Sunday. Please check local listings for times and channels in your area.

Sunday, Feb. 28
Sunday, Mar. 7

ARKANSAS IN THE 2020-21

(Through Games of Wednesday - Feb. 24)



TEAM IN THE NCAA/SEC

	NCAA	SEC	NO.
3-pt Field Goal Attempts (340 ranked)	50	3	531
Assist Turnover Ratio (340 ranked)	88	2	1.16
Assists Per Game (340 ranked)	77	4	14.9
Blocked Shots Per Game (340 ranked)	13	4	5.3
Defensive Rebounds per Game (340 ranked)	42	2	27.83
Fewest Fouls (340 ranked)	275	10	392
Fewest Turnovers (340 ranked)	259	8	296
Field-Goal Percentage (340 ranked)	114	6	45.1
Field-Goal Percentage Defense (340 ranked)	78	5	41.3
Free Throw Attempts (340 ranked)	22	2	488
Free Throws Made (340 ranked)	13	2	360
Free-Throw Percentage (340 ranked)	79	4	73.8
Offensive Rebounds Per Game (340 ranked)	32	4	12.48
Personal Fouls Per Game (340 ranked)	138	4	17
Rebound Margin (340 ranked)	54	2	4.6
Scoring Defense (340 ranked)	175	5	70
Scoring Margin (340 ranked)	22	1	12.4
Scoring Offense (340 ranked)	14	2	82.4
Steals Per Game (340 ranked)	40	6	8.1
Three Pt FG Defense (340 ranked)	92	6	31.8
Three-Point Field Goals Per Game (340 ranked)	122	5	7.8
Three-Point Field-Goal Percentage (340 ranked)	176	7	33.7
Total 3-point FGM (340 ranked)	56	3	179
Total Assists (340 ranked)	35	4	342
Total Blocks (340 ranked)	6	3	122
Total Rebounds (340 ranked)	12	4	927
Total Rebounds Per Game (340 ranked)	13	1	40.3
Total Steals (340 ranked)	16	3	187
Turnover Margin (339 ranked)	46	2	2.7
Turnovers Forced (340 ranked)	48	6	15.52
Turnovers Per Game (340 ranked)	134	3	12.9
Won-Lost Percentage (338 ranked)	23	1	78.3

RAZORBACKS IN THE NCAA/SEC

	PLAYER	NCAA	SEC	NO.
3-pt Field Goal Attempts (341 ranked)	JD Notae	170	9	115
	Moses Moody	194	12	110
Assist Turnover Ratio (350 ranked)	Jalen Tate	240	4	1.48
Assists Per Game (350 ranked)	Jalen Tate	106	3	4.3
Blocked Shots Per Game (350 ranked)	Connor Vanover	34	3	1.96
Defensive Rebounds per Game (350 ranked)	--			
Double Doubles (269 ranked)	Justin Smith	170	9	3
	Jalen Tate	269	13	2
Field-Goal Percentage (335 ranked)	Moses Moody	253	8	43.2
Free Throw Attempts (347 ranked)	Moses Moody	23	3	127
	JD Notae	175	14	88
Free Throws Made (329 ranked)	Moses Moody	13	3	105
	JD Notae	155	13	67
Free-Throw Percentage (350 ranked)	Moses Moody	108	5	82.7
	JD Notae	253	15	76.1
Minutes Per Game (350 ranked)	Moses Moody	258	7	32:41
Offensive Rebounds Per Game (350 ranked)	Justin Smith	37	2	3.05
	Moses Moody	256	14	2
Points Per Game (350 ranked)	Moses Moody	146	6	16.5
Rebounds Per Game (350 ranked)	Justin Smith	208	10	6.7
Steals Per Game (349 ranked)	Jalen Tate	239	15	1.39
Three-Point Field Goals Per Game (350 ranked)	Moses Moody	348	13	1.78
Three-Point Field-Goal Percentage (95 ranked)	--			
Total 3-point FGM (348 ranked)	Moses Moody	190	8	41
	JD Notae	245	14	38
Total Assists (342 ranked)	Jalen Tate	48	2	98
Total Blocks (342 ranked)	Connor Vanover	22	2	45
	Moses Moody	304	21	15
Total Field Goal Attempts (348 ranked)	Moses Moody	95	5	271
	JD Notae	187	12	241
Total Field Goals Made (350 ranked)	Moses Moody	128	6	117
	Jalen Tate	283	17	100
	Justin Smith	350	20	94
Total Minutes (350 ranked)	Moses Moody	72	3	751:48
	Jalen Tate	204	11	685:29
Total Points (346 ranked)	Moses Moody	52	3	380
	JD Notae	261	17	287
Total Rebounds (347 ranked)	Moses Moody	238	11	129
	Justin Smith	248	13	128
	Connor Vanover	291	17	121
Total Steals (287 ranked)	Jalen Tate	109	8	32
	JD Notae	216	14	27
	Desi Sills	247	18	26
	Moses Moody	287	22	25



ERIC MUSSELMAN

ARKANSAS HEAD COACH

148-51 • 6th year as collegiate head coach
 503-291 • 14 seasons as professional head coach

COLLEGIATE HEAD COACHING RECORD

Year	Record	Conference	Postseason
2015-16	24-14	10-8 MW (T4th)	CBI Champion
2016-17	28-7	14-4 MW (1st) ^ *	NCAA 1st Round
2017-18	29-8	15-3 MW (1st) ^	NCAA Sweet 16
2018-19	29-5	15-3 MW (1st) ^	NCAA 1st Round
2019-20	20-12	7-11 SEC (T10th)	Canceled
2020-21	18-5	10-4 SEC	
Totals	148-51	71-33	

^ - Regular season champion / * - Tournament champion

Eric Musselman was named Arkansas' 13th head men's basketball coach on April 7, 2019. He has over 30 years of coaching experience, including five as a collegiate head coach and 14 as a professional head coach.

In his five years as a collegiate head coach, Musselman has won at least 20 games each season (24, 28, 29, 29 and 20) to post a 130-46 record and .739 winning percentage - ninth-best among active Division I coaches. Prior to entering the collegiate head coaching ranks, Musselman was a head coach for seven professional teams, including two seasons with the Golden State Warriors (2002-04) and one with the Sacramento Kings (2006-07). He has won over 550 games as a professional head coach with a combined winning percentage of .626 (553-330).

Musselman is married to Danyelle Sargent Musselman who has worked at ESPN, Fox Sports and the NFL Network as a broadcaster. Musselman has two sons, Michael and Matthew, and the couple has a daughter, Mariah.

Musselman's father Bill was also an NBA head coach and they were the first father-son combination to become head coaches in the NBA.

MUSSELMAN'S CAREER AS HEAD COACH

NOTE: Professional basketball **DOES NOT** count postseason toward season W-L record nor to head coach W-L record

Year	Team	League	Record	Note for the Season	Reg. Season Div./Conf. Finish	Postseason
1989-90	Rapid City	CBA	42-14	MOST WINS IN CBA	1st National Conf.	Finals (8-8) *
1991-92	Rapid City	CBA	37-19	2nd-most wins in CBA	1st National Conf.	Finals (9-7) *
1992-93	Rapid City	CBA	44-12	MOST WINS IN CBA	1st National Conf.	Conf. Finals (5-3) *
1993-94	Rapid City	CBA	37-19	MOST WINS IN CBA	1st National Conf.	Conf. Finals (5-5) *
1994-95	Rapid City	CBA	31-25	6th-most wins in CBA	5th National Conf.	Conf. 1st Rd (0-2) *
1995-96	Florida	CBA	41-15	MOST WINS IN CBA	1st National Conf.	Conf. Finals (5-3) *
1996-97	Florida	CBA	38-18	2nd-most wins in CBA	1st American Conf.	Finals (7-6) *
1995	Florida	USBL	25-2	MOST WINS IN USBL	1st Overall	Champion (1-0) *
1996	Florida	USBL	28-1	MOST WINS IN USBL	1st Southern Div.	Champion (3-0) *
2002-03	Golden State	NBA	38-44	6th Pacific Division	11th Western Conf.	--
2003-04	Golden State	NBA	37-45	T4th Pacific Division	11th Western Conf.	--
2006-07	Sacramento	NBA	33-49	5th Pacific Division	11th Western Conf.	--
2010-11	Reno	D-League	34-16	2nd-most wins in NBADL	1st Western Conf.	Semifinals (2-3) *
2011-12	Los Angeles	D-League	38-12	MOST WINS IN NBADL	1st Western Conf.	Finals (5-2) *
2015-16	Nevada	NCAA	24-14	Led NCAA in FT Made	T4th Mountain West	CBI Champion (5-1)
2016-17	Nevada	NCAA	28-7	T16th for Most wins NCAA	1st Mountain West	NCAA 1st Rd (0-1)
2017-18	Nevada	NCAA	29-8	2nd in NCAA in A-TO ratio	1st Mountain West	NCAA Sweet 16 (2-1)
2018-19	Nevada	NCAA	29-5	7th in NCAA in W-L%	1st Mountain West	NCAA 1st Rd (0-1)
2019-20	Arkansas	NCAA	20-12	Led NCAA in 3PT% Def	T10th SEC	Canceled
2020-21	Arkansas	NCAA	18-5	--	--	--
2010	Dominican Team		5-1	Silver Medal Centrobasket Championship		
2011	Venezuelan Team		12-9	5th FIBA Americas Championship		
2012	Venezuelan Team		7-4	Silver Medal FIBA South American Championship		

Effort. Energy. Enthusiasm.

MUSSELMAN VS. ALL OPPONENTS

Opponent	Overall	at Nevada	at Arkansas	Last Meeting
Abilene Christian	1-0	0-0	1-0	12/20/20
Air Force	7-0	7-0	0-0	03/05/19
Akron	1-0	1-0	0-0	12/22/18
Alabama	2-1	0-0	2-1	02/24/21
Arizona State	1-0	1-0	0-0	12/07/18
Arkansas-Little Rock	1-0	1-0	0-0	11/16/18
Auburn	2-1	0-0	2-1	01/20/21
Austin Peay	1-0	0-0	1-0	11/12/19
Boise State	7-2	7-2	0-0	02/02/19
Bradley	1-0	1-0	0-0	12/03/16
Buffalo	1-0	1-0	0-0	11/25/16
BYU	1-0	1-0	0-0	11/06/18
Cal State Fullerton	0-1	0-1	0-0	11/28/15
California Baptist	1-0	1-0	0-0	11/19/18
Central Arkansas	1-0	0-0	1-0	12/20/20
Cincinnati	1-0	1-0	0-0	03/18/18
Coastal Carolina	1-0	1-0	0-0	11/13/15
Colorado State	7-1	7-1	0-0	02/02/19
Davidson	1-0	1-0	0-0	11/21/17
Drake	1-0	1-0	0-0	12/12/15
Eastern Washington	1-0	1-0	0-0	03/21/16
Florida	1-2	0-1	1-1	02/16/21
Fresno Pacific	1-0	1-0	0-0	12/09/15
Fresno State	6-3	6-3	0-0	02/23/19
LSU	1-1	0-0	1-1	03/05/20
Georgia	1-1	0-0	1-1	01/09/21
Georgia Tech	1-0	0-0	1-0	11/25/19
Grand Canyon	1-0	1-0	0-0	12/09/18
Hawai'i	1-1	1-1	0-0	11/24/17
Holy Names	1-0	1-0	0-0	11/30/15
Idaho	1-0	1-0	0-0	11/10/17
Illinois State	1-0	1-0	0-0	11/29/17
Indiana	1-0	0-0	1-0	12/29/19
Iona	1-1	1-1	0-0	11/26/16
Iowa State	0-1	0-1	0-0	03/16/17
Kentucky	1-1	0-0	1-1	02/09/21
Lipscomb	1-0	0-0	1-0	12/05/20
LSU	1-2	0-0	1-2	01/13/21
Loyola-Chicago	1-1	1-1	0-0	11/28/18
Loyola Marymount	1-0	1-0	0-0	11/14/16
Ole Miss	1-0	0-0	1-0	01/27/21
Massachusetts	1-0	1-0	0-0	11/23/18
Mississippi State	1-2	0-0	1-2	02/03/21
Mississippi Valley	0-0	1-0	1-0	11/25/20
Missouri	2-2	0-0	1-2	02/13/21
Montana	2-0	1-0	1-0	11/16/19
Montana State	1-0	1-0	0-0	11/15/15
Morehead State	2-1	2-1	0-0	04/01/16
New Mexico	5-3	5-3	0-0	02/09/19
North Texas	2-0	0-0	2-0	11/29/20
Northern Kentucky	1-0	0-0	1-0	11/30/19
Oakland	1-0	1-0	0-0	11/23/16
Oklahoma State	0-0	0-1	0-1	01/30/21

MUSSELMAN VS. ALL OPPONENTS

Opponent	Overall	at Nevada	at Arkansas	Last Meeting
Oral Roberts	1-0	0-0	1-0	12/20/20
Oregon State	1-1	1-1	0-0	11/18/16
Pacific	4-0	4-0	0-0	11/09/18
Portland State	1-0	1-0	0-0	11/25/15
Radford	1-0	1-0	0-0	12/17/17
Rhode Island	1-0	1-0	0-0	11/13/17
Rice	1-0	0-0	1-0	11/05/19
Saint Mary's	0-1	0-1	0-0	11/11/16
San Diego State	3-7	3-7	0-0	03/01/19
San Francisco	0-1	0-1	0-0	12/23/17
San Jose State	6-0	6-0	0-0	01/09/19
Santa Clara	2-0	2-0	0-0	11/15/17
South Carolina	0-1	0-0	0-1	01/29/20
South Dakota	1-0	0-0	1-0	11/22/19
South Dakota State	1-0	1-0	0-0	12/15/18
Southern	1-0	0-0	1-0	12/09/20
Southern Cal	1-0	1-0	0-0	12/01/18
Southern Illinois	1-0	1-0	0-0	12/22/17
Tennessee	1-2	0-0	1-2	01/06/21
Texas	1-0	1-0	0-0	03/16/18
Texas A&M	1-1	0-0	1-1	03/07/20
TCU	1-1	0-1	1-0	01/25/20
Texas Southern	1-0	0-0	1-0	11/19/19
Texas Tech	0-1	0-1	0-0	12/05/17
Towson	1-0	1-0	0-0	12/21/16
Tulsa	2-0	1-0	1-0	12/14/19
UC Davis	1-0	1-0	0-0	12/19/17
UC Irvine	2-0	2-0	0-0	12/02/17
UC Santa Barbara	1-0	1-0	0-0	12/22/16
UNLV	7-2	7-2	0-0	02/27/19
UT Arlington	1-0	0-0	1-0	12/02/20
Utah	1-0	1-0	0-0	12/29/18
Utah State	7-2	7-2	0-0	03/02/19
Valparaiso	1-0	0-0	1-0	12/21/19
Vanderbilt	3-0	0-0	3-0	01/23/21
Vermont	1-0	1-0	0-0	03/23/16
Washington	1-0	1-0	0-0	12/11/16
Western Kentucky	0-1	0-0	0-1	12/07/19
Wichita State	0-1	0-1	0-0	12/22/15
Wyoming	5-1	5-1	0-0	02/16/19
Totals	148-51	110-34	38-17	

MUSSELMAN VS. CONFERENCES

American Athletic	3-0	CAA	1-0	Ohio Valley	3-1
American East	1-0	C-USA	3-1	Pac-12	5-1
ACC	1-0	Horizon League	2-0	Patriot League	0-0
Atlantic Sun	1-0	Ind./Non DI	2-0	SEC	18-16
Atlantic 10	3-0	Ivy League	0-0	SoCon	0-0
Big East	0-0	MAAC	1-1	Southland	2-0
Big Sky	6-0	Mid-American	1-0	SWAC	3-0
Big South	2-0	MEAC	0-0	Summit League	3-0
Big Ten	1-0	Missouri Valley	6-2	Sun Belt	3-0
Big 12	2-4	Mountain West	60-21	WCC	8-2
Big West	5-2	Northeast	0-0	WAC	2-0

MUSSELMAN MILESTONE WINS

OVERALL

1	11/13/15	Coastal Carolina (Honolulu, Hawaii)	73-56
100	01/24/19	Colorado State (Reno, Nev.)	100-60

AT ARKANSAS

1	11/05/19	Rice (Fayetteville, Ark.)	91-43
---	----------	---------------------------	-------

MUSSELMAN COACHING HONORS

- 1996 USBL Coach of the Year
- 2003 NBA Coach of the Year Runner-Up
- 2012 NBA D-League Coach of the Year
- 2016 Bleacher Report's Mountain West Coach of the Year
- 2017 USBWA District VIII Coach of the Year
- 2018 USBWA District VIII and NABC District 17 Coach of the Year
- Mountain West Coach of the Year

MUSSELMAN DID YOU KNOWS....

- Named General Manager of CBA's Rapid City Thrillers at age 22. The next year, became head coach of the Thrillers at he age of 23, the youngest coach in CBA history.
- From 1990-1997, had 26 players called up to the NBA, the highest number in the league during that span ... The only person in CBA history to coach in five league All-Star Games (1990, 1992, 1993, 1994, 1997)
- The first coach in professional basketball history to win 100 games by the age of 28.
- At the age of 37, named head coach of the Golden State Warriors and was the youngest head coach in the NBA at the time.
- He and his father, Bill, were first father-son combination to both become head coaches in NBA history.
- In 2003, was runner-up to San Antonio's Gregg Popovich for NBA Coach of the Year Award voting (231 points, including 26 first-place votes).
- Only needed 130 games to win his 100th game as a collegiate head coach.
- Is the CBA's third all-time winningest coach (270-122 in seven seasons) and the most successful coach (54-3 in two seasons) in the history of the United States Basketball League.
- Led CBA in scoring (116.7 ppg) in 192-93 -2nd in NBA in scoring (102.4 ppg) in 2002-03.

MUSSELMAN RECORD • POINTS SCORED

Scoring Below 50 Points:	0-0
- At Arkansas	0-0
Home:.....	0-0 at Arkansas
Away:.....	0-0 at Arkansas
Neutral:.....	0-0 at Arkansas
Scoring 50-59 Points:	0-9
- At Arkansas:	0-1
Home:.....	0-1 at Arkansas
Away:.....	0-6 at Arkansas
Neutral:.....	0-2 at Arkansas
Scoring 60-69 Points:	16-15
- At Arkansas	8-4
Home:.....	10-4 at Arkansas
Away:.....	3-8 at Arkansas
Neutral:.....	3-3 at Arkansas
Scoring 70-79 Points:	49-19
- At Arkansas	11-8
Home:.....	29-4 at Arkansas
Away:.....	14-12 at Arkansas
Neutral:.....	6-3 at Arkansas
Scoring 80-89 Points:	52-3
- At Arkansas	10-1
Home:.....	29-0 at Arkansas
Away:.....	15-2 at Arkansas
Neutral:.....	8-1 at Arkansas
Scoring 90-99 Points:	21-1
- At Arkansas	6-0
Home:.....	12-0 at Arkansas
Away:.....	8-1 at Arkansas
Neutral:.....	1-0 at Arkansas
Scoring 100 or More Points:	10-1
- At Arkansas	2-0
Home:.....	7-0 at Arkansas
Away:.....	2-1 at Arkansas
Neutral:.....	1-0 at Arkansas

BEST WINNING PERCENTAGE among active NCAA Division I head coaches (min 5 yrs as a Division I Head Coach)

(https://stats.NCAA.org/head_coaches • Thru Feb 25, 2021)

1	Mark Few, Gonzaga	.834	622-124	22nd yr
2	Roy Williams, North Carolina	.776	899-261	33rd yr
3	Bill Self, Kansas	.766	725-222	28th yr
4	Mike Krzyzewski, Duke	.765	1168-358	46th yr
5	John Calipari, Kentucky	.765	741-228	29th yr
6	Chris Jans, New Mexico State	.759	110-35	5th yr
7	ERIC MUSSELMAN, ARKANSAS	.744	148-51	6th yr
8	Sean Miller, Arizona	.730	420-155	17th yr
9	Tony Bennett, Virginia	.728	361-135	15th yr
10	Tom Izzo, Michigan State	.719	641-250	26th yr



MUSSELMAN RECORD • POINTS ALLOWED

Opponent Scores Below 50 Points:	7-0
- At Arkansas	5-0
Home:.....	6-0 at Arkansas
Away:.....	1-0 at Arkansas
Neutral:.....	0-0 at Arkansas
Opponent Scores 50-59 Points:	25-1
- At Arkansas	7-0
Home:.....	18-1 at Arkansas
Away:.....	6-0 at Arkansas
Neutral:.....	1-0 at Arkansas
Opponent Scores 60-69 Points:	57-6
- At Arkansas	13-0
Home:.....	36-0 at Arkansas
Away:.....	12-2 at Arkansas
Neutral:.....	9-4 at Arkansas
Opponent Scores 70-79 Points:	41-18
- At Arkansas	9-8
Home:.....	22-5 at Arkansas
Away:.....	13-11 at Arkansas
Neutral:.....	6-2 at Arkansas
Opponent Scores 80-89 Points:	16-15
- At Arkansas	3-5
Home:.....	5-3 at Arkansas
Away:.....	8-11 at Arkansas
Neutral:.....	3-1 at Arkansas
Opponent Scores 90-99 Points:	2-6
- At Arkansas	1-3
Home:.....	2-2 at Arkansas
Away:.....	0-3 at Arkansas
Neutral:.....	0-1 at Arkansas
Opponent Scores 100 or More Points:	1-2
- At Arkansas	0-0
Home:.....	0-0 at Arkansas
Away:.....	1-2 at Arkansas
Neutral:.....	0-0 at Arkansas

MUSSELMAN RECORD BREAKDOWN

OVERALL:	148-51
- AT ARKANSAS:	38-17
Home:	86-10
Away:	42-31
Neutral:	20-10
CONFERENCE GAMES:	71-33
- AT ARKANSAS:	16-15
Home:	43-10
Away:	28-23
VS RANKED TEAMS:...	4-8
- AT ARKANSAS:	2-5
Home:	1-3 / 1-3 at Ark
Away:	1-3 / 1-2 at Ark
Neutral:	2-2 / 0-0 at Ark
AS RANKED TEAM:	40-12
- AT ARKANSAS:	2-0
Home:	20-1 / 2-0 at Ark
Away:	14-6 / 0-0 at Ark
Neutral:	8-5 / 0-0 at Ark
RECORD BY MONTH:	
November:	34-4
December:	32-8
January:	32-15
February:	30-12
March:	18-12
April:	1-0
WHEN LEADING AT HALFTIME:	114-6
at Arkansas	31-2
WHEN TRAILING AT HALFTIME:	32-44
at Arkansas	7-15
WHEN TIED AT HALFTIME:	2-1
at Arkansas	0-0
OUT-REBOUNDING OPP:	88-11
at Arkansas	18-1
BEING OUT-REBOUNDED:	52-37
at Arkansas	19-15
REBOUNDS ARE EVEN:	8-2
at Arkansas	1-1
WHEN SCORING FIRST:	88-23
at Arkansas	22-7
WHEN OPPONENT SCORES FIRST:	60-28
at Arkansas	16-10
ONE-POSSESSION GAMES:	18-12
at Arkansas	3-4
OVERTIME GAMES:	8-6
at Arkansas	2-3
GAMES DECIDED BY 1-5 PTS OR LESS:	31-21
at Arkansas	7-7
GAMES DECIDED BY 6-10 PTS:	21-13
at Arkansas	6-5
GAMES DECIDED BY 11-19 PTS:	47-11
at Arkansas	14-3
GAMES DECIDED BY 20-PLUS PTS:	39-6
at Arkansas	11-2
SHOOTING 50 PERCENT OR BETTER:	47-2
at Arkansas	9-1
SHOOTING PCT. BETTER THAN OPP:	121-9
at Arkansas	32-4
SHOOTING PCT. WORSE THAN OPP:	25-41
at Arkansas	5-13
SHOOTING PCT. SAME AS OPP:	1-1
at Arkansas	0-0
OUT-SCORING OPP BENCH:	71-5
at Arkansas	18-4
OUT-SCORED BY OPP BENCH:	71-37
at Arkansas	18-13
BENCH SCORING EVEN:	6-0
at Arkansas	2-0

MOST POINTS BY A MUSSELMAN TEAM

NOTE: MISSING RESULTS FROM RAPID CITY (CBA) AND FLORIDA (USBL)

142	Arkansas	Mississippi Valley State	11/25/20	W, 142-62
138	LA D-Fenders	Erie BayHawks	02/06/12	W, 138-107
135	LA D-Fenders	Stockton Kings	11/28/11	W, 135-103
135	Sacramento	Charlotte Bobcats	02/28/07	W, 135-120
135	Golden State	Orlando Magic	11/16/02	W, 135-92
133	Golden State	at Milwaukee Bucks	03/08/03	L, 133-138 (OT)
132	LA D-Fenders	Rio Grande Valley Vipers	12/05/11	W, 132-126
128	Sacramento	Los Angeles Lakers	12/29/06	L, 128-132 (OT)
128	Golden State	Utah Jazz	04/08/03	W, 128-102
127	LA D-Fenders	Canton Charge	01/30/12	W, 127-87
127	Reno	Idaho Stampede	12/01/10	W, 127-117
126	Reno	Rio Grande Valley Vipers	004/20/11	L, 126-134

PLAYER GAME HIGHS:

MOST POINTS:	
at Nevada:	45 Jordan Caroline at New Mexico 01/07/17
	40 Jordan Caroline at Colorado St 02/06/19
	37 D.J. Fenner vs UNLV 02/08/17
	34 Marquize Coleman at Hawai'i 11/16/15
	33 Caleb Martin at Utah 12/29/18
	32 Marcus Marshall at Wyoming 01/14/17
	32 Marcus Marshall at Washington 12/11/16
	32 Tyron Criswell vs Eastern Washington 03/21/16
	30 4x
at Arkansas:	41 Mason Jones vs Tulsa 12/14/19
	40 Mason Jones vs Auburn 02/04/20
	38 Mason Jones vs Miss State 02/15/20
	37 Mason Jones vs Tennessee 02/26/20
	36 Mason Jones vs LSU 03/04/20
	34 Mason Jones vs South Carolina 01/29/20
	34 Isaiah Joe at Ole Miss 01/11/20
	33 Isaiah Joe vs Texas Southern 11/19/19
	32 Mason Jones vs Rice 11/05/19
	30 Mason Jones at Texas A&M 03/07/20
	30 Mason Jones at Alabama 02/01/20
	30 Jimmy Whitt Jr. vs Vanderbilt 01/15/20
SEC Game: 40 Mason Jones vs Auburn 02/04/20	
SEC Tourney: 22 Mason Jones vs Vanderbilt 03/11/20	
NCAA Tourney: --	
Bud Walton: 41 Mason Jones vs Tulsa 12/14/19	
Road Game: 34 Isaiah Joe at Ole Miss 01/11/20	
Neutral Site: 22 Mason Jones vs Vanderbilt 03/11/20	
Ranked Opp: 40 Mason Jones vs Auburn 02/04/20	
Frosh: 28 Moses Moody at Alabama 01/16/21	
Soph: 34 Isaiah Joe at Ole Miss 01/11/20	
Junior: 41 Mason Jones vs Tulsa 12/14/19	
Senior: 30 Jimmy Whitt Jr. vs Vanderbilt 01/15/20	
Season Opener: 32 Mason Jones vs Rice 11/05/19	
SEC Opener 17 Isaiah Joe & Mason Jones vs TX A&M 01/04/20	
MOST FIELD GOALS MADE:	
at Nevada:	17 Jordan Caroline at New Mexico 01/07/17
	13 Cody Martin vs Utah State 02/17/18
	12 Jordan Caroline at UNLV 02/25/17
	12 Cameron Oliver vs Eastern Washington 03/21/16
	12 D.J. Fenner v UNLV 02/08/17
at Arkansas:	14 Jimmy Whitt Jr. vs Vanderbilt 01/15/20
	12 Mason Jones vs Auburn 02/04/20
	12 Mason Jones vs Tulsa 12/14/19
	12 Mason Jones vs Rice 11/05/19
	11 Mason Jones vs Tennessee 02/26/20
	11 Isaiah Joe at Ole Miss 01/11/20
	11 Jimmy Whitt Jr. vs South Dakota 11/19/19
	11 Jimmy Whitt Jr. at Alabama 02/01/20
MOST 3-POINTERS MADE:	
at Nevada:	8 Marcus Marshall at UNLV 02/25/17
	7 6x
at Arkansas:	8 Mason Jones at Texas A&M 03/07/20
	7 Isaiah Joe at Ole Miss 01/11/20
	6 Isaiah Joe at Texas A&M 03/07/20
	6 Isaiah Joe at Indiana 12/29/19
	6 Isaiah Joe vs Texas Southern 11/19/19
MOST FREE THROWS MADE:	
at Nevada:	15 Marcus Marshall vs Boise State 02/22/17
	15 Marquize Coleman vs UNLV 01/23/16
	15 Marquize Coleman at Hawai'i 11/16/15
	14 Jordan Caroline vs Rhode Island 11/13/17
	14 Marcus Marshall at Wyoming 01/14/17
at Arkansas:	18 Mason Jones vs Miss State 02/15/20
	16 Moses Moody vs Alabama 02/24/21
	15 Mason Jones vs South Carolina 01/29/20
	12 Mason Jones vs LSU 03/04/20
	12 Isaiah Joe vs Tennessee 02/26/20
	12 Mason Jones vs Tulsa 12/14/19
	11 Jimmy Whitt Jr. at Tennessee 02/11/20
	11 Mason Jones at Missouri 02/08/20
	11 Mason Jones vs Auburn 02/04/20
MOST REBOUNDS:	
at Nevada:	24 Cameron Oliver vs Fresno State 02/11/16
	21 Cameron Oliver at UNLV 02/20/16
	17 Cameron Oliver vs Colorado State 03/04/17
	16 6x
at Arkansas:	17 Justin Smith vs Oral Roberts 12/20/20
	16 Connor Vanover vs North Texas 11/28/20
	15 Jimmy Whitt Jr. vs LSU 03/04/20
	12 Mason Jones vs South Carolina 01/29/20
	12 Justin Smith vs Alabama 02/24/21
	12 Jimmy Whitt Jr. at Western Ky 12/07/19
	11 Reggie Chaney at Missouri 02/08/20
	11 Reggie Chaney at Alabama 02/01/20
	11 Reggie Chaney vs Northern Ky 11/30/19
	11 Adrio Bailey vs Montana 11/16/19
SEC Game: 15 Jimmy Whitt Jr. vs LSU 03/04/20	
SEC Tourney: 7 Jimmy Whitt Jr. vs Vanderbilt 03/11/20	
NCAA Tourney: --	
Bud Walton: 17 Justin Smith vs Oral Roberts 12/20/20	
Road Game: 12 Jimmy Whitt Jr. at Western Ky 12/07/19	
Neutral Site: 9 Mason Jones vs Valpo 12/21/19	

Effort. Energy. Enthusiasm.

Ranked Opp: 12 Justin Smith vs Alabama 02/24/21
Frosh: 10 (4x) last by Jaylin Williams vs Florida 02/16/21
Soph: 16 Connor Vanover vs North Texas 11/28/20
 Junior: 12 Mason Jones vs South Carolina 01/29/20
Senior 17 Justin Smith vs Oral Roberts 12/20/20
Season Opener: 10 Jaylin Williams vs Miss Valley 11/25/20
 SEC Opener 6 Mason Jones vs Texas A&M 01/04/20

MOST OFFENSIVE REBOUNDS:

at Nevada:	11 AJ West at Pacific 11/21/15
	8 Cameron Oliver vs Fresno State 02/11/16
at Arkansas:	10 Justin Smith vs Oral Roberts 12/12/20
	6 Justin Smith vs UT Arlington 12/02/20
	6 Reggie Chaney at Missouri 02/08/20
	5 Justin Smith vs Alabama 02/24/21
	5 Moses Moody at LSU 01/13/21
	5 Jalen Tate vs Abilene Christian 12/20/20
	5 Reggie Chaney at Alabama 02/01/20
	5 Adrio Bailey vs Montana 11/16/19

MOST DEFENSIVE REBOUNDS:

at Nevada:	16 Cameron Oliver vs Fresno State 02/11/16
	14 Cameron Oliver vs Colorado State 03/04/17
	14 Cameron Oliver at Wyoming 01/14/17
	13 Cameron Oliver vs Colorado State 03/11/17
	13 Cameron Oliver at Air Force 02/15/17
at Arkansas:	14 Connor Vanover vs North Texas 11/28/20
	14 Jimmy Whitt Jr. vs LSU 03/04/20
	11 Mason Jones vs South Carolina 01/29/20
	9 Connor Vanover vs UCA 12/12/20
	9 Connor Vanover vs Southern 12/09/20
	9 Connor Vanover vs Lipscomb 12/05/20
	9 Jimmy Whitt Jr. at Western Ky 12/07/19
	9 Reggie Chaney vs Northern Ky 11/30/19
	9 Isaiah Joe at Georgia Tech 11/25/19

MOST ASSISTS:

at Nevada:	11 Cody Martin vs BYU 11/06/18
	11 Cody Martin vs Colorado State 02/25/18
	11 Marquize Coleman vs Holy Names 11/30/15
	10 Cody Martin vs Little Rock 11/16/18
	10 Cody Martin vs Pacific 11/09/18
	10 Marcus Marshall vs Colorado State 03/04/17
at Arkansas:	11 Jalen Tate vs UCA 12/12/21
	10 Jalen Tate vs Georgia 01/09/21
	9 Mason Jones at Ole Miss 01/11/20
	8 Jalen Tate at Vanderbilt 01/23/21
	8 Mason Jones vs Vanderbilt 01/15/20

SEC Game: 10 Jalen Tate vs Georgia 01/09/21

SEC Tourney: 6 Mason Jones vs Vanderbilt 03/11/20

NCAA Tourney: --

Bud Walton: 11 Jalen Tate vs Central Arkansas 12/12/21

Road Game: 9 Mason Jones at Ole Miss 01/11/20

Neutral Site: 6 Mason Jones vs Vanderbilt 03/11/20

Ranked Opp: 6 by Jalen Tate at Tennessee 01/06/21

Frosh: 6 Davonte Davis vs Georgia 01/09/21

Soph: 7 Isaiah Joe vs Rice 11/05/19

Junior: 9 Mason Jones at Ole Miss 01/11/20

Senior: 11 Jalen Tate vs Central Arkansas 12/12/21

Season Opener: 7 Isaiah Joe vs Rice 11/05/19

SEC Opener 5 Jalen Harris vs Texas A&M 01/04/20

MOST STEALS:

at Nevada:	5 Caleb Martin vs California Baptist 11/19/18
	5 Jordan Caroline at San Diego St 02/12/17
	5 Marquize Coleman at New Mexico 12/30/15
	4 17x
at Arkansas:	5 Justin Smith vs Florida 02/16/21
	5 Mason Jones at Georgia Tech 11/25/19
	5 Isaiah Joe vs Texas Southern 11/19/19
	5 Mason Jones vs Rice 11/05/19
	4 10x last Jalen Tate vs AUB 01/20/21

SEC Game: 5 Justin Smith vs Florida 02/16/21

SEC Tourney: 3 Mason Jones vs Vanderbilt 03/11/20

NCAA Tourney: --

Bud Walton: 5 (3x) last Justin Smith vs Florida 02/16/21

Road Game: 5 Mason Jones at Georgia Tech 11/25/19

Neutral Site: 3 3x

Ranked Opp: 4 Desi Sills vs Auburn 02/04/20

Frosh: 3 (4x) last by Davonte Davis 01/02/21

Soph: 5 Isaiah Joe vs Texas Southern 11/19/19

Junior: 5 Mason Jones (2x)

Senior: 5 Justin Smith vs Florida 02/16/21

Season Opener: 5 Mason Jones vs Rice 11/05/19

SEC Opener 3 Mason Jones vs Texas A&M 01/04/20

MOST BLOCKED SHOTS:

at Nevada:	6 Cameron Oliver vs Morehead State 04/01/16
	5 7x
at Arkansas:	6 Connor Vanover vs North Texas 11/28/20
	5 Connor Vanover at Oklahoma St. 01/30/21
	5 Connor Vanover vs Ole Miss 01/27/21
	5 Adrio Bailey vs Valpo 12/21/19
	5 Adrio Bailey vs Texas Southern 11/19/19
	4 Jalen Tate vs Alabama 02/24/21
	4 Connor Vanover vs Lipscomb 12/05/20
	4 Adrio Bailey at LSU 01/07/20

SEC Game: 5 Connor Vanover vs Ole Miss 01/27/21

SEC Tourney: 3 Henderson & Chaney vs Vanderbilt 03/11/20

NCAA Tourney: --

Effort. Energy. Enthusiasm.

Bud Walton: 6 Connor Vanover vs North Texas 11/28/20
Road Game: 6 Connor Vanover at Oklahoma State 01/30/21
 Neutral Site: 5 Adrio Bailey vs Valpo 12/21/19
Ranked Opp: 4 Jalen Tate vs Alabama 02/24/21
Frosh: 2 Jaylin Williams (2x) last vs Mizzou 01/02/21
Soph: 6 Connor Vanover vs North Texas 11/28/20
Junior: 3 JD Notae vs Oral Roberts 12/20/20
 Senior: 5 Adrio Bailey 2x
 Season Opener: 3 Connor Vanover vs Miss Valley 11/25/20
 SEC Opener 1 Adrio Bailey & Jimmy Whitt vs TX A&M 01/04/20

TEAM GAME HIGHS:

MOST POINTS:			
at Nevada:	119	vs Fresno State 12/09/15	W, 119-70
	110	vs UMass 11/23/18	W, 110-87
	108	vs Holy Names 11/30/15	W, 108-57
	105	at New Mexico 01/07/17	W, 105-104 (OT)
	104	vs UNLV 02/08/17	W, 104-77
	103	at Wyoming 01/24/18	L, 103-104 (2OT)
	102	vs Fresno State 01/31/18	W, 102-92
	101	at UNLV 02/28/18	W, 101-75
	100	vs Colorado State 01/23/19	W, 100-60
at Arkansas:	142	vs Mississippi Valley 11/25/20	W, 142-62
	100	vs UCA 12/12/12	W, 100-75
	99	vs Georgia 01/09/21	W, 99-69
	99	vs LSU 03/04/20	W, 99-90
	98	vs Tulsa 12/14/19	W, 98-79
	97	at Auburn 12/30/20	W, 97-89
	92	at Vanderbilt 01/23/21	W, 92-71
	91	vs Rice 11/05/19	W, 91-43

MOST FIELD GOALS MADE:			
at Nevada:	40	vs UMass 11/23/18	
	40	vs Fresno State 12/09/15	
	40	vs Holy Names 11/30/15	
	38	vs San Jose State 01/09/19	
	38	vs UNLV 02/08/17	
at Arkansas:	48	vs Mississippi Valley 11/25/20	
	40	vs Central Arkansas 12/12/20	
	37	vs Rice 11/05/19	
	36	at Vanderbilt 01/23/21	
	36	vs Georgia 01/09/21	
	34	vs Tulsa 12/14/19	
	33	vs Lipscomb 12/05/20	
	32	at Auburn 12/30/20	

MOST FIELD GOALS ATTEMPTED:			
at Nevada:	80	at UNLV 02/20/16	
	77	vs Colorado State 02/25/18	
	75	at New Mexico 01/07/17	
	74	vs Wyoming 01/03/18	
	74	at Wyoming 01/24/18	
	74	at Pacific 11/21/15	
at Arkansas:	86	vs Mississippi Valley 11/25/20	
	77	vs Oral Roberts 12/20/20	
	76	at LSU 01/13/21	
	76	vs Central Arkansas 12/12/20	
	71	vs Missouri 01/02/21	
	71	vs Texas Southern 11/19/19	

BEST FIELD GOAL PERCENTAGE:			
at Nevada:	.615 (40-65)	vs UMass 11/23/18	
	.597 (40-67)	vs Fresno State 12/09/15	
	.597 (40-67)	vs Holy Names 11/30/15	
	.593 (32-54)	at Utah State 02/17/18	
	.589 (33-56)	vs Fresno State 01/31/18	
	.582 (32-55)	at Loyola-Chicago 11/27/18	
at Arkansas:	.571 (36-63)	at Vanderbilt 01/23/21	
	.567 (34-60)	vs Tulsa 12/14/19	
	.558 (48-86)	vs Mississippi Valley 11/25/20	
	.552 (37-67)	vs Rice 11/05/19	
	.540 (27-50)	vs TCU 01/25/20	
	.527 (29-55)	at Tennessee 01/06/21	
	.526 (40-76)	vs Central Arkansas 12/12/20	
	.522 (36-69)	vs Georgia 01/09/21	
	.500 (33-66)	vs Lipscomb 12/05/20	
	.500 (28-56)	vs LSU 03/04/20	

BEST 3-POINT FIELD GOALS MADE:			
at Nevada:	17	at Pacific 11/18/17	
	15	vs Pacific 11/09/18	
	15	at Air Force 01/06/18	
	15	at Santa Clara 11/15/17	
	15	at New Mexico 01/07/17	
at Arkansas:	20	vs Mississippi Valley 11/25/20	
	14	at Texas A&M 03/07/20	
	12	vs Georgia 01/09/21	
	12	vs Central Arkansas 12/12/20	
	12	vs Vanderbilt 03/11/20	
	12	vs Missouri 02/22/20	
	12	at Indiana 12/29/19	
	11	vs Southern 12/09/20	
	11	vs Lipscomb 12/05/20	
	11	vs Tulsa 12/14/19	

MOST 3-POINT FIELD GOALS ATTEMPTED:			
at Nevada:	39	vs South Dakota State 12/15/18	
	37	at Fresno State 01/12/19	
at Arkansas:	25	at Pacific 11/21/15	
	19	vs Fresno Pacific 12/09/15	
	19	vs Fresno State 02/13/16	

	37	vs San Jose State 02/21/18
	34	vs San Jose State 01/09/19
	34	at Pacific 11/18/17
at Arkansas	40	vs Mississippi Valley 11/25/20
	34	vs Lipscomb 12/05/20
	33	vs Southern 12/09/20
	32	at Texas A&M 03/07/20
	31	at LSU 01/13/21
	31	at Indiana 12/29/19
	30	vs Central Arkansas 12/12/20
	30	vs Tulsa 12/14/19
	30	at Western Kentucky 12/07/19

BEST 3-POINT FIELD GOAL PERCENTAGE:			
at Nevada:	.600 (6-10)	vs Morehead State 03/30/16	
	.588 (10-17)	at Fresno State 12/27/17	
	.579 (11-19)	vs Southern Illinois 12/22/17	
	.550 (11/20)	vs Oakland 11/23/16	
	.542 (13-24)	at UNLV 02/28/18	
	.542 (13-24)	at Air Force 02/15/17	
at Arkansas:	.667 (6-9)	vs TCU 01/25/20	
	.571 (12-21)	vs Georgia 01/09/21	
	.500 (20-40)	vs Mississippi Valley 11/25/20	
	.480 (12-25)	vs Missouri 02/22/20	
	.438 (14-32)	at Texas A&M 03/07/20	
	.429 (12-28)	vs Vanderbilt 03/11/20	
	.421 (8-19)	at Vanderbilt 01/23/21	
	.412 (7-17)	vs Ole Miss 01/27/21	
	.400 (8-20)	at Tennessee 01/06/21	
	.400 (12-30)	vs Central Arkansas 12/12/20	
	.400 (10-25)	vs Auburn 02/04/20	
	.400 (10-25)	vs Rice 11/05/19	
	.400 (8-20)	at Ole Miss 01/11/20	

MOST FREE THROWS MADE:			
at Nevada:	39	vs Morehead State 04/01/16	
	36	vs Rhode Island 11/13/17	
	35	vs Tulsa 11/22/18	
	31	at Wyoming 01/14/17	
	30	at Wyoming 01/24/18	
at Arkansas:	36	vs LSU 03/04/20	
	28	at Missouri 02/08/20	
	27	vs Alabama 02/24/21	
	27	vs Tennessee 02/26/20	
	26	vs Mississippi Valley 11/25/20	
	26	at Tennessee 02/11/20	
	26	vs South Carolina 01/29/20	

MOST FREE THROWS ATTEMPTED:			
at Nevada:	45	vs Morehead State 04/01/16	
	44	vs Rhode Island 11/13/17	
	43	at Pacific 11/21/15	
	42	vs Tulsa 11/22/18	
at Arkansas:	54	vs LSU 03/04/20	
	43	vs Alabama 02/24/21	
	40	vs South Carolina 01/29/20	
	39	at Missouri 02/08/20	
	36	at Tennessee 02/11/20	
	34	vs Missouri 01/02/21	
	33	vs Mississippi Valley 11/25/20	
	33	vs Tennessee 02/26/20	
	31	at Auburn 12/30/20	

BEST FREE THROW PERCENTAGE:			
at Nevada:	.929 (13-14)	vs Loyola-Chicago 03/22/18	
	.929 (13-14)	at Cal State Fullerton 11/28/15	
	.900 (18-20)	at Pacific 11/18/17	
	.889 (16-18)	at Fresno State 12/27/17	
	.885 (23-26)	vs Montana 03/16/16	
	.885 (23-26)	at Hawaii 11/16/15	
at Arkansas:	.944 (17-18)	at LSU 01/08/20	
	.929 (13-14)	vs Mississippi State 02/02/21	
	.917 (11-12)	vs South Dakota 11/22/19	
	.889 (16-18)	vs Austin Peay 12/03/19	
	.885 (23-26)	vs Mississippi State 02/15/20	
	.870 (20-23)	at Missouri 02/13/21	
	.833 (20-24)	vs North Texas 11/12/19	
	.818 (27-33)	vs Tennessee 02/26/20	
	.815 (22-27)	at Ole Miss 01/11/20	

MOST REBOUNDS:			
at Nevada:	61	at Pacific 11/21/15	
	60	vs Fresno Pacific 12/09/15	
	57	vs Fresno State 02/13/16	
	53	at UNLV 02/20/16	
	50	vs San Jose State 12/28/16	
at Arkansas:	58	Oral Roberts 12/20/20	
	58	vs Mississippi Valley 11/25/20	
	54	vs Lipscomb 12/05/20	
	46	vs Southern 12/09/20	
	45	vs Mississippi State 02/02/21	
	45	vs Rice 11/05/19	
	43	vs UT Arlington 12/02/20	
	42	vs Valparaiso 12/21/19	
	40	vs Georgia 01/09/21	
	40	vs North Texas 11/28/20	

MOST OFFENSIVE REBOUNDS:			
at Nevada:	25	at Pacific 11/21/15	
	19	vs Fresno Pacific 12/09/15	
	19	vs Fresno State 02/13/16	
at Arkansas:	25	at Pacific 11/21/15	
	19	vs Fresno Pacific 12/09/15	
	19	vs Fresno State 02/13/16	

	19	vs Florida 03/21/19
at Arkansas	24	vs Oral Roberts 12/20/20
	20	vs Mississippi Valley 11/25/20
	17	at LSU 01/13/21
	17	vs UT Arlington 12/02/20
	16	vs Missouri 01/02/21
	15	vs Mississippi State 02/02/21
	14	vs Abilene Christian 12/20/20
	14	vs Montana 11/16/19
	13	vs Auburn 01/20/21
	13	at Auburn 12/30/20
	13	vs Southern 12/09/20

MOST DEFENSIVE REBOUNDS:			
at Nevada:	43	vs Fresno State 02/13/16	
	42	vs San Jose State 12/28/16	
	41	vs Fresno Pacific 12/09/15	
	40	vs Little Rock 11/16/18	
	38	vs New Mexico 02/09/19	
at Arkansas:	44	vs Lipscomb 12/05/20	
	38	vs Mississippi Valley 11/25/20	
	36	vs Valparaiso 12/21/19	
	35	vs Rice 11/05/19	
	34	vs Oral Roberts 12/20/20	
	33	vs Southern 12/09/20	

MOST ASSISTS:			
at Nevada:	29	vs Holy Names 11/30/15	
	27	at Santa Clara 11/15/17	
	25	vs Illinois State 11/29/17	
	25	at New Mexico 01/07/17	
	24	vs UC Davis 12/19/17	
at Arkansas:	26	vs Central Arkansas 12/12/20	
	26	vs Mississippi Valley 11/25/20	
	22	at Vanderbilt 01/23/21	
	21	vs Georgia 01/09/21	
	19	vs Vanderbilt 01/15/20	
	19	vs Rice 11/05/19	

MOST STEALS:			
at Nevada:	15	vs San Jose State 01/09/19	
	15	vs Utah State 01/02/19	
	12	vs New Mexico 01/28/17	
	13	at New Mexico 12/30/15	
	11	4x	
at Arkansas:	15	at Georgia Tech 11/25/19	
	14	vs Auburn 02/04/20	
	14	vs Rice 11/05/19	
	13	Missouri 01/02/21	
	13	at Auburn 12/30/20	
	13	vs Texas Southern 11/19/19	
	12	vs Tulsa 12/14/19	
	11	4x	

MOST BLOCKED SHOTS:			
at Nevada:	11	at Oregon State 12/05/15	
	10	at Wyoming 01/20/16	
	10	vs Holy Names 11/30/15	
	9	vs UNLV 03/08/18	
	9	at New Mexico 01/07/17	
	8	3x	
at Arkansas:	11	vs Alabama 02/24/21	
	10	vs Texas Southern 11/19/19	
	8	vs Central Arkansas 12/12/20	
	8	vs Southern 12/09/20	
	8	vs North Texas 11/28/20	
	8	at Texas A&M 03/07/20	
	8	vs Valparaiso 12/21/19	
	7	vs Oral Roberts 12/20/20	
	7	vs Lipscomb 12/05/20	
	7	vs Vanderbilt 03/11/20	
	7	vs Tulsa 12/14/19	

MOST TURNOVERS:			
at Nevada:	21	at Texas Tech 12/05/17	
	21	vs Morehead State 03/30/16	
	20	vs Fresno Pacific 12/09/15	
	20	at San Diego State 03/11/16	
	17	3x	
at Arkansas:	21	vs Rice 11/05/19	
	20	at Tennessee 01/06/21	
	20	vs Austin Peay 12/03/19	
	19	vs Valparaiso 12/21/19	
	18	at Alabama 01/16/21	
	17	vs Mississippi State 02/02/21	
	16	5x last vs Auburn 01/20/21	

MOST FOULS:			
at Nevada:	38	at Wichita State 12/22/15	
	30	at New Mexico 01/07/17	
	30	at New Mexico 12/30/15	
	28	at Utah State 03/02/19	
at Arkansas:	32	at Missouri 02/08/20	
	28	Missouri 01/02/21	
	28	at Texas A&M 03/07/20	
	26	at Tennessee 02/11/20	
	23	vs South Carolina 01/29/20	
	23	at Mississippi St. 01/22/20	
	23	at Western Kentucky 12/07/19	

OPPONENT GAME HIGHS (at Ark):

POINTS	99 at Georgia 02/29/20
92	at LSU 01/13/21
90	at Alabama 01/16/21
90	vs LSU 03/04/20
86	at Western Kentucky 12/07/19
85	at Auburn 12/30/20
FG MADE	38 at Georgia 02/29/20
34	at LSU 01/13/21
31	at Oklahoma State 01/31/21
31	at Alabama 01/16/21
31	vs LSU 03/04/20
31	at Western Kentucky 12/07/19
FG ATTEMPTS	72 vs Mississippi Valley 11/25/20
72	vs Valparaiso 12/21/19
70	vs LSU 03/04/20
69	vs Georgia 01/09/21
67	at Georgia 02/29/20
67	at Western Kentucky 12/07/19
FG PCT	.588 (30-51) vs Mississippi State 02/15/20
.567 (38-67)	at Georgia 02/29/20
.523 (34-65)	at LSU 01/13/21
.519 (28-54)	at Auburn 12/30/20
.509 (28-55)	vs South Carolina 01/29/20
.508 (31-61)	at Oklahoma State 01/31/21
.500 (23-46)	at Florida 02/18/20
3 PT MADE	15 at Alabama 01/16/21
15	at Auburn 12/30/20
14	at Kentucky 02/09/21
13	at Missouri 02/13/21
13	vs Mississippi Valley 11/25/20
3 PT ATT	39 vs Mississippi Valley 11/25/20
33	vs Alabama 02/24/21
32	at Missouri 02/13/21
31	vs Auburn 02/04/20
31	at Alabama 02/01/20

IN FIVE YEARS AS A COLLEGIATE HEAD COACH

- » Led the NCAA in 3-pt FG Pct Defense (2020)
- » Led the NCAA in Free Throws Made (2016)
- » Ranked 1st (3x) or 2nd (2x) five times in the league in FT Made
- » Ranked 1st (3x) or 2nd (2x) five time in the league in FT Attempts
- » 5x - Ranked among NCAA top 25 in FT Made AND FT Attempts
- » 4x - Led the league in Fewest Turnovers (2017, '18, '19, '20)
- » 3x - Led the league in Assist-To-TO Ratio (2017, '18, '19)
- » 3x - Led the league in Scoring Margin (2017, '18, '19)
- » 3x - Led the league in W-L Percentage (2017, '18, '19)
- » 3x - In NCAA top 20 in 3PTFG% Defense (2017, '18, '20)

OTHER TEAM HIGHLIGHTS

- » 2nd in the NCAA in Assist-To-TO Ratio (2018)
- » 2nd in the NCAA in Total Rebounds (2016)
- » 3rd in the NCAA in Total Blocked Shots (2016)
- » 4th in the NCAA in Rebound Margin (2016)
- » 4th in the NCAA in Fewest TO Per Gm (2018)
- » 9th in the NCAA in Scoring Margin (2019)
- » 9th in the NCAA in Turnover Margin (2020)
- » 10th in the NCAA in Total Assists (2018)

PLAYER HIGHLIGHTS

- » 5 Players in the NBA over past two years
- » 4x - Player led his league in 3-PT FG Made AND 3-PT FG Attempts
- » 3x - Player led his league in points scored
- » 3 All-American Honors (Caleb Martin 2x, Mason Jones)
- » 2 Conference Players of the Year
- » 14 All-Conference Honors
- » 2 Conference Newcomers of the Year
- » 5 All-Defensive Team Honors
- » 1 Conference 6th Man Award
- » 1 Conference Defensive Player of the Year

3 PT PCT	.538 (14-26) at Kentucky 02/09/21
.517 (15-29)	at Auburn 12/30/20
.435 (10-23)	at Georgia 02/29/20
.417 (15-36)	at Alabama 01/16/21
.407 (11-27)	vs LSU 03/04/20
.406 (13-32)	at Missouri 02/13/21
.400 (8-20)	at Texas A&M 03/07/20
FT MADE	34 at Missouri 02/08/20
28	vs Missouri 01/02/21
27	at Mississippi State 01/22/20
25	at Ole Miss 01/11/20
FT ATTEMPTS	44 at Missouri 02/08/20
39	vs Missouri 01/02/21
33	vs South Carolina 01/29/20
31	at Texas A&M 03/07/20
31	at Mississippi State 01/22/20
FT PCT	1.000 (14-14) vs Florida 02/16/21
.962 (25-26)	at Ole Miss 01/11/20
.871 (27-31)	at Mississippi State 01/22/20
.846 (11-13)	vs Austin Peay 12/03/19
.840 (21-25)	at Florida 02/18/20
REBOUNDS	53 at LSU 01/08/20
52	at Missouri 02/08/20
51	vs Missouri 01/02/21
48	at LSU 01/13/21
47	vs Kentucky 01/18/20
47	at Georgia Tech 11/25/19
OFF REB	23 at LSU 01/08/20
16	at Missouri 02/08/20
15	4x
DEF REB	41 vs Missouri 01/02/21
37	at Georgia Tech 11/25/19
35	vs Kentucky 01/18/20
34	at Alabama 01/16/21
34	at LSU 01/13/21
34	vs Valparaiso 12/21/19
ASSISTS	18 at Kentucky 02/09/21
18	at Alabama 01/16/21
17	at Tennessee 02/11/20
15	at Missouri 02/13/21
15	at Texas A&M 03/07/20
STEALS	12 at Alabama 01/16/21
10	at Oklahoma State 01/30/21
10	at Tennessee 01/06/21
10	vs Northern Kentucky 11/30/19
9	vs Valparaiso 12/21/19
9	vs Rice 11/05/19
BLOCKS	9 vs Auburn 01/20/21
9	at Tennessee 01/06/21
9	at Oklahoma State 01/30/21
7	vs Oral Roberts 12/20/20
6	vs Ole Miss 01/27/21
6	vs Mississippi Valley 11/25/20
6	vs Mississippi State 02/15/20
6	at Tennessee 02/11/20
6	at Alabama 02/01/20
6	vs Texas Southern 11/19/19
TURNOVERS	27 vs Rice 11/05/19
26	vs Mississippi State 02/02/21
24	at Georgia Tech 11/25/19
24	vs Texas Southern 11/19/19
23	vs Montana 11/16/19
21	vs Missouri 01/09/21
21	vs Missouri 01/02/21
21	vs Austin Peay 12/03/19
FOULS	35 vs LSU 03/04/20
33	vs South Carolina 01/29/20
32	at Alabama 02/24/21
29	vs Missouri 01/02/21
27	at Missouri 02/08/20
27	vs Valparaiso 12/21/19

ARKANSAS TEAM GAME LOWS:

FEWEST PTS	59 at Alabama 01/16/21
59	at Florida 02/18/20
61	vs Mississippi State 02/02/21
61	at Tennessee 02/11/20
62	at Georgia Tech 11/25/19
FEWEST FG	15 at Tennessee 02/11/20
19	vs Missouri 01/02/21
19	vs Kentucky 01/18/20
20	vs North Texas 11/12/19
20	vs Montana 11/16/19
FEWEST FGA	45 vs North Texas 11/12/19
46	vs Austin Peay 12/03/19
49	at Tennessee 02/11/20
LOWEST FG%	.268 (19-71) vs Missouri 01/02/21
.306 (15-49)	at Tennessee 02/11/20
.333 (21-63)	at Alabama 01/16/21
.333 (19-57)	vs Kentucky 01/18/20
.342 (26-79)	at LSU 01/13/21
.359 (23-64)	vs Mississippi State 02/02/21
FEWEST 3PT FG	2 vs Mississippi State 02/02/21
3	vs Northern Kentucky 11/30/19
3	at Missouri 02/08/20

Effort. Energy. Enthusiasm.

3	at Florida 02/18/20
4	vs Alabama 02/24/21
4	vs Florida 02/16/21
4	vs Auburn 01/20/21
4	at Alabama 01/16/21
4	vs Oral Roberts 12/20/20
4	vs Montana 11/16/19
4	vs South Dakota 11/22/19
4	at Mississippi State 01/22/20
FEWEST 3 FGA	9 vs TCU 01/25/20
14	vs Alabama 02/24/21
14	at Missouri 02/08/20
15	vs Florida 02/16/21
15	at Oklahoma State 01/31/21
16	4x
LOWEST 3 PT%	.118 (2-17) vs Mississippi State 02/02/21
.167 (4-24)	vs Oral Roberts 12/20/20
.167 (3-18)	vs Northern Kentucky 11/30/19
.188 (3-16)	at Florida 02/18/20
.200 (4-20)	vs Montana 11/16/19
.200 (4-20)	vs South Dakota 11/22/19
.200 (4-20)	at Mississippi State 01/22/20
FEWEST FT	4 at Oklahoma State 01/30/21
6	at Mississippi State 01/22/20
7	vs Rice 11/05/19
8	at Tennessee 01/06/21
8	vs Central Arkansas 12/12/20
8	vs Southern 12/09/20
8	vs Vanderbilt 01/15/20
FEWEST FTA	7 at Oklahoma State 01/30/21
8	vs Central Arkansas 12/12/20
10	at Tennessee 01/06/21
11	vs Rice 11/05/19
11	at Mississippi State 01/22/20
12	vs Lipscomb 12/05/20
12	vs South Dakota 11/22/19
12	at Indiana 12/29/19
LOWEST FT%	.471 (8-17) vs Southern 12/09/20
.533 (8-15)	vs Vanderbilt 01/15/20
.545 (6-11)	at Mississippi State 01/22/20
.615 (16-26)	vs Auburn 02/04/20
FEWEST REBS	23 vs Missouri 02/22/20
24	vs North Texas 11/12/19
24	at LSU 01/08/20
25	at Texas A&M 03/07/20
FEWEST OFF REB	2 vs Missouri 02/22/20
3	at LSU 01/08/20
3	at Georgia Tech 11/25/19
4	vs North Texas 11/12/19
5	at Kentucky 02/09/21
FEWEST DEF REB	15 at Florida 02/18/20
18	at Tennessee 02/11/20
18	vs TCU 01/25/20
19	vs Mississippi State 02/15/20
FEWEST ASSISTS	6 at Tennessee 02/11/20
7	vs Missouri 01/02/21
7	at Alabama 02/01/20
8	6x - last at Alabama 01/16/21
FEWEST STEALS	2 at Tennessee 01/06/21
4	at Western Kentucky 12/07/19
4	vs Mississippi State 02/15/20
4	vs LSU 03/04/20
FEWEST BLOCKS	1 vs Georgia 01/09/21
1	vs Northern Kentucky 11/30/19
1	vs South Carolina 01/29/20
1	vs Mississippi State 02/15/20
1	at Florida 02/18/20
2	8x last at Tennessee 01/06/21
FEWEST TO	5 vs LSU 03/04/20
6	at Kentucky 02/09/21
6	at Georgia 02/29/20
7	5x
FOULS	10 vs Southern 12/09/20
12	vs Mississippi Valley 11/25/20
14	vs North Texas 11/28/20
14	vs Texas Southern 11/19/19
14	vs Northern Kentucky 11/30/19
14	vs Valparaiso 12/21/19

OPPONENT GAME LOWS (at Ark):

FEWEST PTS	43 vs Rice 11/05/19
43	vs North Texas 11/12/19
44	vs Southern 12/09/20
45	vs Mississippi State 02/02/21
46	vs Montana 11/16/19
FEWEST FG	15 vs Mississippi State 02/02/21
15	vs Lipscomb 12/05/20
16	vs Rice 11/05/19
17	vs North Texas 11/12/19
18	vs Southern 12/09/20
18	vs Montana 11/16/19
FEWEST FGA	45 vs Texas A&M 01/04/20
46	at Florida 02/18/20
48	vs Vanderbilt 01/15/20
49	vs Mississippi State 02/02/21

LOWEST FG%	.254 (15-59) .286 (18-63) .286 (16-56) .306 (15-49) .321 (18-56)	vs Lipscomb 12/05/20 vs Southern 12/09/20 vs Rice 11/05/19 vs Mississippi State 02/20/21 vs Montana 11/16/19
FEWEST 3PT FG	1 1 2 2 2 2 2	vs Ole Miss 01/27/21 vs Southern 12/09/20 vs North Texas 11/28/20 vs Rice 11/05/19 vs North Texas 11/12/19 vs Montana 11/16/19 vs Texas Southern 11/19/19 at Georgia Tech 11/25/19
FEWEST 3 FGA	7 11 12 12	vs Mississippi State 02/15/20 vs Texas Southern 11/19/19 vs South Dakota 11/22/19 at Georgia Tech 11/25/19
LOWEST 3 PT%	.063 (1-16) .077 (1-13) .080 (2-25) .118 (2-17) .190 (4-21) .125 (2-16) .154 (2-13) .167 (2-12)	vs Ole Miss 01/27/21 vs Southern 12/09/20 vs Rice 11/05/19 vs North Texas 11/12/19 vs Florida 02/16/21 vs Montana 11/16/19 vs North Texas 11/28/20 at Georgia Tech 11/25/19
FEWEST FT	3 3 7 7 7 8 8	vs Alabama 02/24/21 vs Mississippi Valley 11/25/20 vs Southern 12/09/20 vs North Texas 11/12/19 vs Valparaiso 12/21/19 vs Ole Miss 01/27/21 vs Montana 11/16/19
FEWEST FTA	3 6 10 11 13	vs Alabama 02/24/21 vs Mississippi Valley 11/25/20 vs Southern 12/09/20 vs Valparaiso 12/21/19 vs Georgia 01/09/21
LOWEST FT%	.375 (3-8) .500 (9-18) .515 (17-33) .545 (12-22) .556 (10-18) .571 (8-14)	vs Alabama 02/24/21 at Indiana 12/29/19 vs South Carolina 01/29/20 vs Vanderbilt 01/15/20 vs Mississippi State 02/02/21 vs Montana 11/16/19
FEWEST REBS	27 28 28 28 29 29 30 30 30 30 30	vs Rice 11/05/19 at Tennessee 01/06/21 vs Abilene Christian 12/20/20 vs Mississippi State 02/15/20 vs Ole Miss 01/27/21 at Vanderbilt 01/23/21 vs Georgia 01/09/21 vs UT Arlington 12/02/20 vs South Dakota 11/22/19 vs Austin Peay 12/03/19 vs Vanderbilt 01/15/20
FEWEST OFF REBS	4 4 5 5	vs Mississippi State 02/15/20 vs Vanderbilt 01/15/20 vs South Carolina 01/29/20 vs Northern Kentucky 11/30/19
FEWEST DEF REBS	20 20 20 20 21 21 21 21	vs Abilene Christian 12/20/20 vs UT Arlington 12/02/20 vs Tennessee 02/26/20 vs Austin Peay 12/03/19 vs Ole Miss 01/27/21 at Vanderbilt 01/23/21 vs TCU 01/25/20 vs Rice 11/05/19
FEWEST ASSISTS	5 6 6 6 6 7 7 7	vs Southern 12/09/20 vs Florida 02/16/21 at Ole Miss 01/11/20 at Missouri 02/08/20 vs Rice 11/05/19 at Georgia Tech 11/25/19 at Florida 02/18/20
FEWEST STEALS	0 1 1 2 3	vs Vanderbilt 01/15/20 at Kentucky 02/09/21 at LSU 01/08/20 at Georgia 02/29/20 8x last vs Missouri 01/02/21
FEWEST BLOCKS	0 0 0 0 1	vs Georgia 01/09/21 Southern 12/09/20 vs North Texas 11/12/19 vs Austin Peay 12/03/19 9x last vs Missouri 01/02/21
FEWEST TO	5 7 9 9 10 10 10	at Tennessee 01/06/21 vs Lipscomb 12/05/20 vs Ole Miss 01/27/21 at Mississippi State 01/22/20 at Georgia 02/29/20 vs LSU 03/04/20
FEWEST FOULS	12 12 14 15 15 15 15	at Tennessee 01/06/21 vs Central Arkansas 12/12/20 at Oklahoma State 01/30/21 vs South Dakota 11/22/19 vs Texas A&M 01/04/20 at Mississippi State 01/22/20 at Texas A&M 03/07/20

MUSS TEAMS IN THE NCAA/CONFERENCE STATS

	2015-16	2016-17	2017-18	2018-19	2019-20
3-pt FG Att	176 / 8	37 / 2	29 / 2	51 / 2	115 / 5
A-Turnover Ratio	232 / 9	13 / 1	2 / 1	15 / 1	140 / 4
Assists/Gm	220 / 9	32 / 1	27 / 2	75 / 3	226 / 10
Blocks/Gm	7 / 1	64 / 3	74 / 2	100 / 2	84 / 9
Def Reb/Gm	19 / 1	31 / 2	92 / 6	31 / 2	287 / 12
Fewest Fouls	342 / 11	105 / 3	253 / 9	184 / 6	322 / 12
Fewest TO	335 / 11	59 / 1	24 / 1	21 / 1	59 / 1
FG Pct	251 / 9	146 / 5	60 / 3	68 / 4	147 / 6
FG Pct Defense	28 / 2	120 / 7	140 / 4	42 / 3	169 / 12
FT Attempts	2 / 1	13 / 1	16 / 2	16 / 1	8 / 2
FT Made	1 / 1	24 / 2	9 / 2	17 / 1	3 / 1
FT Pct	43 / 2	159 / 6	66 / 2	167 / 6	102 / 6
Off Reb/Gm	76 / 2	132 / 3	255 / 7	205 / 6	325 / 14
Fouls/Gm	275 / 8	35 / 1	95 / 1	126 / 3	311 / 11
Reb Margin	4 / 2	72 / 1	232 / 81	97 / 3	342 / 14
Scoring Defense	177 / 5	151 / 6	191 / 6	55 / 1	185 / 9
Scoring Margin	117 / 5	39 / 1	27 / 1	9 / 1	70 / 4
Scoring Offense	113 / 5	37 / 1	18 / 2	28 / 1	56 / 5
Steals/Gm	98 / 3	262 / 8	174 / 6	172 / 4	41 / 1
3 Pt FG Defense	59 / 2	18 / 2	20 / 1	113 / 3	1 / 1
3 PT FG/Game	323 / 11	33 / 2	31 / 3	74 / 3	143 / 4
3 PT FG Pct	314 / 11	42 / 1	26 / 2	155 / 6	175 / 5
3 PT FGM	251 / 9	22 / 2	15 / 2	59 / 2	129 / 4
Total Assists	112 / 2	30 / 2	10 / 1	69 / 2	251 / 10
Total Blocks	3 / 1	50 / 3	44 / 1	88 / 2	81 / 7
Total Rebounds	2 / 1	25 / 3	44 / 2	63 / 2	306 / 14
Total Rebs/Gm	18 / 1	41 / 1	171 / 6	72 / 4	322 / 14
Total Steals	40 / 3	208 / 9	85 / 2	157 / 4	34 / 1
Turnover Margin	184 / 5	169 / 7	22 / 2	22 / 1	9 / 1
Turnovers Forced	154 / 5	306 / 10	191 / 6	127 / 3	29 / 1
Fewest TO/Gm	208 / 7	26 / 2	4 / 1	13 / 1	47 / 1
W-L Pct	93 / 3	17 / 1	17 / 1	7 / 1	89 / 5





JUSTIN SMITH

Gr.Sr. / F / 6-7 / 230

Buffalo Grove, Ill. / Indiana Univ.



@justinsmith3_

@justinsmith3_

MADE THE AD'S HONOR ROLL (GPA BETWEEN 3.5-3.99) FOR FALL 2020

- Rated the 11th-best Graduate Transfer in the Nation by TheStadium.com.
- Played in all of Indiana's 98 games (with 73 starts) over the previous three years ... Led the team in minutes and steals in 2019-20 ... Earned 2019 Academic All-Big Ten.
- Injured his right ankle in the first half at Auburn (Dec. 30) ... While he returned in the first half, he did not play the second half ... Had surgery Jan. 1 ... Missed the Mizzou, Tennessee, Georgia and LSU games ... **Returned to the lineup 15 days later to start at Alabama BUT WAS STILL LIMITED.**
- **Arkansas is 17-2 with Smith in the starting lineup (one of those losses was his return at Alabama) and 1-3 with him out of the lineup**
- Leads the team and 10th in the SEC in rebounding (6.7 avg.) — **37th in the NCAA / 2nd in the SEC in offensive rebounds (3.05)**

- Pulled down a career-high 17 rebounds vs Oral Roberts, which ties for the most by an SEC player this year ... Had 10 off rebs vs ORU
- Second on the team with Plus-Minus of +224 ... Has the team's 2nd-best Plus/Minus per 40 minutes at 16:09 (Williams leads at 16:81).
- Has the team's TWO BEST, single-game deflection totals this year: 15 vs FLA and 14 vs North Texas

2020-21 HIGHLIGHTS:

- Scored Arkansas' first points of the 2020-21 season ... Finished with 13 — with 3 dunks — versus Mississippi Valley and tied career high with three steals.
- Led the Razorbacks with 18 points and 14 deflections versus North Texas, making 2-of-3 from 3-point range, while adding six rebounds and three steals.
- Tied for the team lead with nine rebounds, including six offensive boards.
- Had two dunk versus Southern — Both making ESPN's Top 10 Plays.
- Posted **Double-Double versus Oral Roberts** ... Led all players with 22 points and a **career-high 17 rebounds**, including 10 offensive boards ... first Razorback with at least 22 points and 17 rebounds since Nick Davis had 22 points and 23 boards on Nov. 21, 1997 versus Jackson State.... Most rebounds by a Razorback since Mike Washington had 18 versus Florida in the 2009 SEC Tournament.
- Followed that with a 10-rebound performance versus Abilene Christian.
- Only played 11:47 in the first half at Auburn due to injury but had four points, four rebounds and an assist before exiting.
- In his first fully-healthy game since the surgery; had 12 points and seven rebounds at Vanderbilt .. Had five offensive boards (team had 11).
- Drained his third 3-pointer of the year vs Ole Miss (his first since making two in game two vs North Texas).
- Led Arkansas in points (18), rebounds (7) and assists (4) at Oklahoma ... **tied career-high with four assists.**
- Tallied his **second double-double of the year** with 10 points and 10 rebounds versus Mississippi State ... Scored all 10 points in the second half ... Tied a season high with seven defensive boards.
- At Missouri, he led the team in both scoring (19) and rebounds (6) ... Struggled early with his only points being two free throws in the first half — **which put him over 1,000 for his career** ... He scored 11 second-half points and six of the team's 13 points in overtime .. He made both field goals in OT and made two free throws with three seconds left to seal the win ... Made a career-high six free throws.
- Posted the **team's best deflection total of the year** with 15 versus Florida ... Had a **career-high five steals** and tied his **career-high with four assists** ... Was 7-f-9 from the field and scored 15 points.
- Recorded his **third double-double of the year** in the win over Alabama ... Scored 11 of his 12 points in the second half and had seven of his 12 rebounds in the frame .. Had three dunks in the game.

JUSTIN SMITH 2020-21 GAME STATS

Opponent	Date	GS	Min	FG	FGA	Pct	3FG	3A	Pct	FT	FTA	Pct	O	D	Tot	Avg	PF	FO	A	TO	Blk	Stl	Pts	Avg	
MISSISSIPPI VALLEY	11/25/20	*	20	6	9	.667	0	0	.000	1	3	.333	3	1	4	4.0	0	0	2	0	0	3	13	13.0	
NORTH TEXAS	11/28/20	*	36	7	13	.538	2	3	.667	2	6	.333	3	3	6	5.0	2	0	1	2	1	3	18	15.5	
UT ARLINGTON	12/02/20	*	35	4	15	.267	0	2	.000	3	4	.750	6	3	9	6.3	3	0	2	2	0	1	11	14.0	
LIPSCOMB	12/05/20	*	18	3	5	.600	0	1	.000	3	4	.750	1	5	6	6.3	1	0	0	2	1	0	9	12.8	
SOUTHERN U.	12/09/20	*	27	4	9	.444	0	1	.000	3	6	.500	3	1	4	5.8	1	0	2	2	1	0	11	12.4	
CENTRAL ARKANSAS	12/12/20	*	27	6	14	.429	0	3	.000	0	0	.000	1	3	4	5.5	4	0	1	2	2	0	12	12.3	
ORAL ROBERTS	12/20/20	*	39	9	20	.450	0	3	.000	4	5	.800	10	7	17	7.1	2	0	0	3	1	2	22	13.7	
ABILENE CHRISTIAN	12/22/20	*	25	1	6	.167	0	0	.000	2	2	1.000	3	7	10	7.5	3	0	0	1	0	1	4	12.5	
at Auburn	12/30/20	*	12	2	3	.667	0	0	.000	0	2	.000	1	3	4	7.1	1	0	1	1	0	0	4	11.6	
MISSOURI	01/02/21	DNP-Inj																							
at Tennessee	01/06/21	DNP-Inj																							
GEORGIA	01/09/21	DNP-Inj																							
at LSU	01/13/21	DNO-Inj																							
at Alabama	01/16/21	*	18	2	4	.500	0	0	.000	1	2	.500	1	0	1	6.5	2	0	1	3	0	1	5	10.9	
AUBURN	01/20/21	*	27	5	11	.455	0	0	.000	0	0	.000	4	1	5	6.4	2	0	2	1	0	0	10	10.8	
at Vanderbilt	01/23/21	*	26	5	8	.625	0	0	.000	2	3	.667	5	2	7	6.4	2	0	2	1	1	1	12	10.9	
OLE MISS	01/27/21	*	30	4	8	.500	1	1	1.000	1	1	1.000	1	5	6	6.4	1	0	2	1	0	0	10	10.8	
at Oklahoma State	01/30/21	*	37	9	14	.643	0	0	.000	0	0	.000	4	3	7	6.4	3	0	4	4	0	0	18	11.4	
MISSISSIPPI STATE	02/02/21	*	36	5	8	.625	0	1	.000	0	0	.000	3	7	10	6.7	1	0	1	1	0	0	10	11.3	
at Kentucky	02/09/21	*	33	4	10	.400	0	1	.000	1	2	.500	1	3	4	6.5	4	0	3	0	0	2	9	11.1	
at Missouri	02/13/21	*	38	6	10	.600	1	3	.333	6	7	.857	1	5	6	6.5	2	0	3	0	0	2	19	11.6	
FLORIDA	02/16/21	*	37	7	9	.778	0	0	.000	1	2	.500	2	4	6	6.4	1	0	4	2	2	5	15	11.8	
ALABAMA	02/24/21	*	39	5	9	.556	0	0	.000	1	4	.250	5	7	12	6.7	2	0	2	3	1	1	11	11.7	
Totals			19	560	94	185	.508	4	19	.211	31	53	.585	58	70	128	6.7	37	0	33	31	10	22	223	11.7

JUSTIN SMITH CAREER STATISTICS

Year	GP	GS	Min	Avg	FG	FGA	Pct	3FG	3FGA	Pct	FT	FTA	Pct	Off	Def	Tot	Avg	PF	FO	Ass	TO	Blk	Stl	Pts	Avg
2017-18 (IND)	31	9	463	14.9	82	149	.550	3	10	.300	33	49	.673	43	55	98	3.2	58	1	7	34	10	7	200	6.5
2018-19 (IND)	35	32	866	24.7	122	246	.496	7	32	.219	36	70	.514	61	95	156	4.5	84	1	28	65	15	22	287	8.2
2019-20 (IND)	32	32	971	30.3	127	258	.492	10	38	.263	70	104	.673	62	103	165	5.2	66	0	29	50	10	31	334	10.4
2020-21 (ARK)	19	19	560	29.5	94	185	.508	4	19	.211	31	53	.585	58	70	128	6.7	37	0	33	31	10	22	223	11.7
TOTAL	117	92	2860	24.4	425	838	.507	24	99	.242	170	276	.616	224	323	547	4.7	245	2	97	180	45	82	1044	8.9

Effort. Energy. Enthusiasm.

- Born: Mar. 1, 1999 in Highland Park, Ill.
- Parents: Edward and Lucy Smith
- Graduated in just 3 years from Indiana's Kelley School of Business (B.S.B.) - Spring of 2020
- Pursuing his master's in operations management at the University of Arkansas.
- Favorite TV show is The Office and he binge-watched Ozark during the pandemic

DOUBLE-DOUBLES (7)

FRESHMAN	(1)
11/12/17 • HOWARD	16 pts 12 reb
SOPHOMORE	(2)
01/22/19 • at Northwestern	10 pts 12 reb
02/02/19 • at Michigan St	13 pts 10 reb
JUNIOR	(1)
12/13/19 • NEBRASKA	16 pts 10 reb
SENIOR	(3)
12/20/20 • ORAL ROBERTS	22 pts 17 reb
02/02/21 • MISSISSIPPI STATE	10 pts 10 reb
02/24/21 • ALABAMA	11 pts 12 reb

- Scored 1,000th Point at MIZZOU (02/13/21)
- Grabbed 500th career rebound vs MISS (1/27)
- Led his team in Pts: 8
- Led his team in Rebs: 16
- CAREER: Double-figure Pts: 47
- 20-pt gms: 5
- Double-figure Rebs: 9

PERSONAL BESTS

POINTS	
Season: 22	vs Oral Roberts (12/20/20)
Career: 24 (2x)	last vs Western Illinois (11/05/19)
SEC: 19	at Missouri (02/13/21)

FG MADE	
Season: 9	vs Oral Roberts (12/20/20)
Career: 11	vs Western Illinois (11/05/19)
SEC: 7	vs Florida (02/16/21)

FG ATTEMPTED	
Season: 20	vs Oral Roberts (12/20/20)
Career: 20	vs Oral Roberts (12/20/20)
SEC: 11	vs Auburn (01/20/21)

3-POINT FG MADE	
Season: 2	vs North Texas (11/28/20)
Career: 3	vs Michigan State (03/02/19)
SEC: 1 (2x)	last at Missouri (02/13/21)

3-PT FG ATTEMPTS	
Season: 3 (3x)	last vs Oral Roberts (12/20/20)
Career: 9	vs Oral Roberts (12/20/20)
SEC: 3	at Missouri (02/13/21)

FT MADE	
Season: 6	at Missouri (02/13/21)
Career: 6 (2x)	last at Missouri (02/13/21)
SEC: 6	at Missouri (02/13/21)

FT ATTEMPTED	
SEC: 7	at Missouri (02/13/21)
Career: 10	vs Nebraska (12/13/19)
SEC: 7	at Missouri (02/13/21)

REBOUNDS	
Season: 17	vs Oral Roberts (12/20/20)
Career: 17	vs Oral Roberts (12/20/20)
SEC: 12	vs Alabama (02/24/21)

ASSISTS	
Season: 4 (2x)	last vs Florida (02/16/21)
Career: 4 (3x)	last vs Florida (02/16/21)
SEC: 4	vs Florida (02/16/21)

STEALS	
Season: 5	vs Florida (02/16/21)
Career: 5	last vs Florida (02/16/21)
SEC: 5	vs Florida (02/16/21)

BLOCKED SHOTS	
Season: 2 (2x)	last vs Florida (02/16/21)
Career: 3	at Michigan State (02/02/19)
SEC: 2	vs Florida (02/16/21)

MINUTES	
Season: 38:42	vs Alabama (02/24/21)
Career: 40:17	vs Nebraska (12/13/19)
SEC: 38:42	vs Alabama (02/24/21)



JD NOTAE

R-Jr. | 6'6" | 195

Covington, Ga. | Jacksonville Univ.



@jdnotae



@dimebagnotae

1

- Born: Oct. 27, 1998 in Covington, Ga.
- Mother: Stacy Notae
- Scored 929 points in two seasons at Jacksonville
- 1st to contact Notae when entered transfer portal was Coach Muss at Nevada ... When Muss came Arkansas, Notae came on official visit, "I like what they had, a lot of togetherness."

Rated the 29th-best "Sit-Out" Transfer in the Nation by ESPN.com for the 2020-21 season.

- Sat out the 2019-20 season at Arkansas due to NCAA transfer regulations.
- Played in 60 games in two seasons at Jacksonville, totaling 929 points ... Was **second team All-ASUN** as a sophomore and **ASUN Freshman of the Year**.
- Scored in double figures in 16 times.
- 13th in the SEC in FT made (67) and 15th in FT% (76.1) ... 14th in the SEC in 3's made (38).
- Lone start for the season came at home vs Auburn (1/20).

2020-21 HIGHLIGHTS:

- Had a game-high seven assists with five rebounds in the season opener,
- Had 16 points and six rebounds versus North Texas, hitting a 3-pointer from the Razorback snout near mid-court.
- Scored his 1,000th career point (5:09 of 2nd half) versus Central Arkansas ... Had a game-high 22 points, including 17 in the second half, adding three steals and six assists with just one turnover.
- Did not make a 3-pointer versus Oral Roberts but finished with 15 pts, 5 rebs, three assists and tied career-high with three blocked shots ... Made a career-high seven free throws (7-of-8) ... Started the second half and had a Plus-Minus of +16 for the game (was -7 in the first half).
- Scored 19 in the win over Abilene Christian, including 17 in the second half ... Made two key 3-pointers—one to put Arkansas up 12 with 3:05 left another to seal the win 1:23 left.
- Scored 21 in the win at Auburn, including 19 in the second half ... Made a **career-high seven free throws** and had a season-high four assists.
- Led the team with 19 points at Tennessee (season-best 63.6% shooting 7-of-11 FG) ... Added four rebounds and three assists.
- Led Arkansas and tied a season-high with 22 points at LSU, including 14 in the first half ... Scored nine points during a 12-0 run for the Hogs.
- Broke out of a three-game slump by leading the team with 19 points vs Ole Miss - 14 in the second half ... Only made four shots from the field but three were 3's ... **Had career-highs for free throws made (8)** and free throws attempted - tied (9) ... Added five rebounds for the second straight game.
- Scored 11 points at Kentucky, including eight in the first half and making 2-of-3 from deep in the period.
- Broke a mini slump with a 12-point performance in the Alabama win, making 2-of-4 from 3-point range ... His last triple gave Arkansas its largest lead (16 points with 5:22 left in the game) ... Added three assists (his most in 12 games) with two steals.

TRIPLE-DOUBLES (1)

01/09/19 • at Kennesaw State **Pts-Reb-Assst** 15-10-10

DOUBLE-DOUBLES (5)

SOPHOMORE (3)

01/05/19 • Lipscomb [^] 12 pts 13 reb

01/09/19 • at Kennesaw State ^{^*} 15 pts 10 reb

01/30/19 • Stetson 16 pts 14 reb

[^] = back-to-back games ^{*} = part of a triple double

FRESHMAN (2)

11/26/17 • Gardner-Webb 17 pts 10 reb

12/09/17 • Florida National 14 pts 10 reb

Scored 1,000th Point vs UCA (12/20/20)

• Led his team in Pts: 36

• Led his team in Rebs: 16

• CAREER: Double-figure Pts: 63

20-pt gms: 18

Gms with a 3PT FG: 66

Gms with 3+ 3PT FG: 23

PERSONAL BESTS

POINTS

Season: 22 (2x) last at LSU (01/12/21)

Career: 40 vs Florida Memorial (11/21/18)

SEC: 21 at LSU (01/12/21)

FG MADE

Season: 8 (2x) last at LSU (01/12/21)

Career: 16 vs Florida Memorial (11/21/18)

SEC: 8 at LSU (01/12/21)

FG ATTEMPTED

Season: 20 last at LSU (01/12/21)

Career: 23 at NC State (12/22/17)

SEC: 20 at LSU (01/12/21)

3-POINT FG MADE

Season: 4 vs Central Arkansas (12/12/20)

Career: 5 (6x) last vs FGCU (03/01/19)

SEC: 3 (3x) last vs Ole Miss (01/27/21)

3-PT FG ATTEMPTS

Season: 10 (2x) last at LSU (01/12/21)

Career: 14 vs FGCU (03/01/19)

SEC: 10 at LSU (01/12/21)

FT MADE

Season: 8 vs Ole Miss (01/27/21)

Career: 8 vs Ole Miss (01/27/21)

SEC: 8 vs Ole Miss (01/27/21)

FT ATTEMPTED

Season: 9 (2x) last vs Ole Miss (01/27/21)

Career: 9 (3x) last vs Ole Miss (01/27/21)

SEC: 9 (2x) last vs Ole Miss (01/27/21)

REBOUNDS

Season: 6 vs North Texas (11/28/20)

Career: 14 vs Stetson (01/30/19)

SEC: 5 (2x) last vs Ole Miss (01/27/21)

ASSISTS

Season: 7 vs Mississippi Valley State (11/25/20)

Career: 10 at Kennesaw State (01/09/19)

SEC: 3 (2x) vs Alabama (02/24/21)

STEALS

Season: 4 at Auburn (12/30/20)

Career: 5 (2x) at FGCU (02/02/19)

SEC: 4 at Auburn (12/30/20)

BLOCKED SHOTS

Season: 3 vs Oral Roberts (12/20/20)

Career: 3 (4x) last vs Oral Roberts (12/20/20)

SEC: 2 at Auburn (12/30/20)

MINUTES

Season: 31:23 vs Missouri (01/02/21)

Career: 46 vs Gardner-Webb (11/26/17)

SEC: 31:23 vs Missouri (01/02/21)

JD NOTAE 2020-21 GAME STATS

Opponent	Date	GS	Min	FG	FGA	Pct	3FG	3A	Pct	FT	FTA	Pct	O	D	Tot	Avg	PF	FO	A	TO	Blk	Stl	Pts	Avg	
MISSISSIPPI VALLEY	11/25/20		24	3	7	.429	2	5	.400	5	8	.625	2	3	5	5.0	4	0	7	1	0	0	13	13.0	
NORTH TEXAS	11/28/20		24	6	14	.429	2	8	.250	2	4	.500	2	4	6	5.5	2	0	3	3	0	1	16	14.5	
UT ARLINGTON	12/02/20		12	1	5	.200	1	3	.333	2	2	1.000	0	2	2	4.3	0	0	1	1	0	0	5	11.3	
LIPSCOMB	12/05/20		22	5	12	.417	2	7	.286	0	0	.000	1	3	4	4.3	5	1	1	3	0	0	12	11.1	
SOUTHERN U.	12/09/20		15	5	11	.455	2	8	.250	0	1	.000	0	2	2	3.8	1	0	0	0	0	1	12	11.6	
CENTRAL ARKANSAS	12/12/20		27	8	18	.444	4	10	.400	2	2	1.000	0	2	2	3.5	1	0	6	1	1	3	22	13.3	
ORAL ROBERTS	12/20/20		30	4	13	.308	0	6	.000	7	8	.875	0	5	5	3.7	2	0	3	2	3	1	15	13.6	
ABILENE CHRISTIAN	12/22/20		21	6	12	.500	3	6	.500	4	4	1.000	0	2	2	3.5	3	0	1	3	0	1	19	14.3	
at Auburn	12/30/20		27	6	12	.500	2	6	.333	7	9	.778	0	3	3	3.4	1	0	2	2	2	4	21	15.0	
MISSOURI	01/02/21		31	6	18	.333	1	4	.250	6	7	.857	1	2	3	3.4	4	0	1	4	0	2	19	15.4	
at Tennessee	01/06/21		28	7	11	.636	2	4	.500	3	3	1.000	0	4	4	3.5	1	0	3	4	0	0	19	15.7	
GEORGIA	01/09/21		16	3	9	.333	3	4	.750	3	4	.750	0	0	0	3.2	1	0	0	2	0	0	12	15.4	
at LSU	01/13/21		26	8	20	.400	3	10	.300	3	4	.750	3	2	5	3.3	3	0	1	2	0	3	22	15.9	
at Alabama	01/16/21		18	2	7	.286	1	3	.333	0	2	.000	0	1	1	3.1	0	0	0	3	1	2	5	15.1	
AUBURN	01/20/21	*	10	0	5	.000	0	2	.000	2	2	1.000	0	1	1	3.0	0	0	0	2	1	1	2	14.3	
at Vanderbilt	01/23/21		22	2	10	.200	1	4	.250	0	0	.000	0	5	5	3.1	2	0	2	1	0	0	5	13.7	
OLE MISS	01/27/21		25	4	11	.364	3	6	.500	8	9	.889	0	5	5	3.2	0	0	2	1	0	1	19	14.0	
at Oklahoma State	01/30/21		28	4	12	.333	2	6	.333	3	4	.750	1	2	3	3.2	0	0	2	2	0	2	13	13.9	
MISSISSIPPI STATE	02/02/21		18	2	6	.333	0	2	.000	5	6	.833	0	3	3	3.2	0	0	2	3	0	1	9	13.7	
at Kentucky	02/09/21		25	3	11	.273	2	6	.333	3	4	.750	1	1	2	3.2	2	0	2	0	0	1	11	13.6	
at Missouri	02/13/21		13	1	5	.200	0	1	.000	0	0	.000	0	1	1	3.0	0	0	0	0	0	1	2	13.0	
FLORIDA	02/16/21		11	1	3	.333	0	0	.000	0	0	.000	0	1	1	3.0	0	0	1	1	1	0	2	12.5	
ALABAMA	02/24/21		16	4	9	.444	2	4	.500	2	5	.400	0	2	2	2.9	1	0	3	2	0	2	12	12.5	
Totals			1	489	91	241	.378	38	115	.330	67	88	.761	11	56	67	2.9	33	1	43	43	9	27	287	12.5

JD NOTAE CAREER STATISTICS

Year	GP	GS	Min	Avg	FG	FGA	Pct	3FG	3FGA	Pct	FT	FTA	Pct	Off	Def	Tot	Avg	PF	FO	Ast	TO	Blk	Stl	Pts	Avg	
2017-18 (JACK)	28	28	879	31.4	159	388	.410	49	121	.405	65	93	.699	28	103	131	4.7	60	2	54	72	14	49	432	15.4	
2018-19 (JACK)	32	23	932	29.1	177	415	.427	62	194	.320	81	111	.730	29	168	197	6.2	76	4	109	106	14	52	497	15.5	
2019-20 - REDSHIRTED AT ARK (TRANSFER)																										
2020-21 (ARK)	23	1	489	21.3	91	241	.378	38	115	.330	67	88	.761	11	56	67	2.9	33	1	43	43	9	27	287	12.5	
TOTAL	83	52	2300	27.7	427	1044	.409	149	430	.347	213	292	.729	68	327	395	4.8	169	7	206	221	37	128	1216	14.7	



VANCE JACKSON JR.

Gr.Sr. | F | 6-9 | 238

Pasadena, Calif. | New Mexico



- Rated the 8th-best Grad Transfer in the Nation by CBSports.com — 18th-best by Stadium.com — 32nd-best by ESPN.com
- Played his freshman season at UConn — on AAC All-Rookie Team — before transferring to New Mexico ... Scored 990 points in his first three collegiate seasons (92 games with 65 starts)
- For his career has scored 1,075 points and grabbed 543 rebounds.

2020-21 HIGHLIGHTS:

- Eclipsed 1,000 career points and 500 career rebounds, getting 15 and seven respectively, in season-opening win vs Mississippi Valley ... Made four treys during a 28-0 run in the first half ... Finished 4-of-6 from 3PT.
- After back-to-back games with no points, scored 10 in the win versus Lipscomb, making a pair of 3-pointers.
- Played 22 minutes versus Abilene Christian (22; high of 23 vs Lipscomb) ... Had two assists and his first two blocked shots of the season.
- Had a breakout game at Tennessee ... Played a season-high 33 minutes ... Scored 14 points (2nd-best of the season) with a season-best nine rebounds (all defensive) ... Made 3-of-6 from 3-point range and added nine rebounds.
- Followed that by scoring 15 points —making 4-of-5 from 3-point range — in the win over Georgia.
- Entered the Alabama game with three steals in 13 games but had three alone versus the Crimson Tide.
- Only played 4:44 in the home win vs Auburn, but sank a key 3-pointer late in the first half to start Arkansas' comeback from 19 points down.
- Was effective in his 17 minutes at Vanderbilt, going 2-of-2 from the field (both 3's) and grabbing three rebounds.

Effort. Energy. Enthusiasm.

- Born Aug. 20, 1997 in Pasadena, Calif. Parents: Desiree Temple and Vance Jackson Sr.
- Graduated from New Mexico - Spring of 2020, B.A. in interpersonal communication
- Pursuing his master's in adult and lifelong learning at the University of Arkansas.
- If he could have played with any former Razorback, it would have been Joe Johnson.

DOUBLE-DOUBLES (8)

SOPHOMORE (5)

11/13/18 • IONA	18 pts	12 reb
01/05/19 • NEVADA	18 pts	10 reb
01/12/19 • at Colorado State	18 pts	12 reb
01/19/19 • WYOMING	13 pts	10 reb
03/09/19 • at Wyoming	13 pts	11 reb

JUNIOR (3)

01/01/20 • at San Jose State	% 25 pts	13 reb
01/07/20 • FRESNO STATE	% 29 pts	13 reb
03/04/20 • vs San Jose State	26 pts	12 reb

% - consecutive games

Scored 1,000th Pt and Grabbed 500th Reb vs Miss Valley State (12/25/20)

- Led his team in Pts: 13
- Led his team in Rebs: 3
- CAREER: Double-figure Pts: 54
- 20-pt gms: 8
- Gms with 3+ 3PT FG: 28
- Double-figure Rebs: 5

PERSONAL BESTS

POINTS

Season: 15 (2x)	last vs Georgia (01/09/21)
Career: 30	vs Fresno State (02/02/19)
SEC: 15	vs Georgia (01/09/21)

FG MADE

Season: 6	vs Georgia (01/09/21)
Career: 9 (3x)	last vs San Jose St (03/04/20)
SEC: 6	vs Georgia (01/09/21)

FG ATTEMPTED

Season: 10 (2x)	last vs Georgia (01/09/21)
Career: 16 (2x)	last vs San Jose St (03/04/20)
SEC: 10 (2x)	last vs Georgia (01/09/21)

3-POINT FG MADE

Season: 4 (2x)	vs Georgia (01/09/21)
Career: 6 (2x)	last vs Wyoming (02/08/20)
SEC: 4	vs Georgia (01/09/21)

3-PT FG ATTEMPTS

Season: 6 (2x)	at Tennessee (01/06/21)
Career: 11 (2x)	last at Air Force (02/26/20)
SEC: 6	at Tennessee (01/06/21)

FT MADE

Season: 2 (2x)	last vs Oral Roberts (12/20/20)
Career: 10	vs Fresno State (02/02/19)
SEC: 1 (2x)	last vs Georgia (01/09/21)

FT ATTEMPTED

Season: 4	vs Oral Roberts (12/20/20)
Career: 11	vs Fresno State (02/02/19)
SEC: 2 (2x)	last vs Georgia (01/09/21)

REBOUNDS

Season: 9	at Tennessee (01/06/21)
Career: 13 (2x)	vs Fresno State (01/07/20)
SEC: 9	at Tennessee (01/06/21)

ASSISTS

Season: 2 (4x)	last vs Georgia (01/09/21)
Career: 7	vs Nevada (01/05/19)
SEC: 2	vs Georgia (01/09/21)

STEALS

Season: 3	at Alabama (01/16/21)
Career: 4	vs Wyoming (03/13/19)
SEC: 3	at Alabama (01/16/21)

BLOCKED SHOTS

Season: 2	vs Abilene Christian (12/22/20)
Career: 2 (3x)	last vs Abilene Christian (12/20/20)
SEC: -	

MINUTES

Season: 33:25	at Tennessee (01/06/21)
Career: 37:30	vs Utah State (03/05/20)
SEC: 33:25	at Tennessee (01/06/21)

VANCE JACKSON 2020-21 GAME STATS

Opponent	Date	GS	Min	FG	FGA	Pct	3FG	3A	Pct	FT	FTA	Pct	O	D	Tot	Avg	PF	FO	A	TO	Blk	Stl	Pts	Avg	
MISSISSIPPI VALLEY	11/25/20	*	15	5	9	.556	4	6	.667	1	1	1.000	2	5	7	7.0	0	0	0	1	0	0	15	15.0	
NORTH TEXAS	11/28/20		9	0	2	.000	0	2	.000	0	0	.000	0	0	0	3.5	0	0	0	0	0	0	0	7.5	
UT ARLINGTON	12/02/20		20	0	5	.000	0	3	.000	0	0	.000	1	4	5	4.0	0	0	1	3	0	0	0	5.0	
LIPSCOMB	12/05/20		23	3	9	.333	2	7	.286	2	2	1.000	0	3	3	3.8	0	0	1	1	0	0	10	6.3	
SOUTHERN U.	12/09/20		14	1	4	.250	1	4	.250	0	0	.000	2	0	2	3.4	2	0	2	1	0	0	3	5.6	
CENTRAL ARKANSAS	12/12/20		13	3	4	.750	0	0	.000	0	0	.000	0	0	0	2.8	3	0	1	0	0	1	6	5.7	
ORAL ROBERTS	12/20/20		10	1	3	.333	1	3	.333	2	4	.500	1	3	4	3.0	1	0	2	0	0	1	5	5.6	
ABILENE CHRISTIAN	12/22/20		22	2	5	.400	1	4	.250	0	0	.000	0	3	3	3.0	1	0	2	0	2	0	5	5.5	
at Auburn	12/30/20		12	0	2	.000	0	2	.000	0	0	.000	0	2	2	2.9	1	0	1	0	0	0	0	4.9	
MISSOURI	01/02/21		1	0	0	.000	0	0	.000	0	0	.000	0	0	0	2.6	0	0	0	0	0	0	0	4.4	
at Tennessee	01/06/21		33	5	10	.500	3	6	.500	1	2	.500	0	9	9	3.2	2	0	1	0	0	0	14	5.3	
GEORGIA	01/09/21	*	25	5	10	.500	4	5	.800	1	2	.500	0	2	2	3.1	3	0	2	2	0	0	15	6.1	
at LSU	01/13/21	*	22	1	8	.125	0	4	.000	0	0	.000	3	4	7	3.4	1	0	1	1	0	1	2	5.8	
at Alabama	01/16/21		14	0	4	.000	0	2	.000	1	2	.500	0	2	2	3.3	0	0	0	1	0	3	1	5.4	
AUBURN	01/20/21		5	1	2	.500	1	2	.500	0	0	.000	0	0	0	3.1	0	0	1	0	0	0	3	5.3	
at Vanderbilt	01/23/21		17	2	2	1.000	2	2	1.000	0	1	.000	1	2	3	3.1	1	0	1	1	0	1	6	5.3	
OLE MISS	01/27/21		4	0	1	.000	0	0	.000	0	0	.000	0	0	0	2.9	0	0	0	0	0	0	0	5.0	
at Oklahoma State	01/30/21		3	0	0	.000	0	0	.000	0	0	.000	0	0	0	2.7	2	0	0	0	0	0	0	4.7	
MISSISSIPPI STATE	02/02/21		2	0	1	.000	0	1	.000	0	0	.000	0	0	0	2.6	0	0	0	1	0	0	0	4.5	
at Kentucky	02/09/21		9	2	4	.500	1	3	.333	0	0	.000	0	3	3	2.6	0	0	0	0	0	1	5	4.5	
at Missouri	02/13/21		8	1	4	.250	1	3	.333	0	0	.000	0	1	1	2.5	1	0	0	1	0	0	3	4.4	
FLORIDA	02/16/21		3	0	2	.000	0	2	.000	0	0	.000	0	0	0	2.4	1	0	0	0	0	0	0	4.2	
ALABAMA	02/24/21	DNP																							
Totals			3	284	32	91	.352	21	61	.344	8	14	.571	10	43	53	2.4	19	0	16	13	2	8	93	4.2

VANCE JACKSON JR. CAREER STATISTICS

Year	GP	GS	Min	Avg	FG	FGA	Pct	3FG	3FGA	Pct	FT	FTA	Pct	Off	Def	Tot	Avg	PF	FO	Ast	TO	Blk	Stl	Pts	Avg
2016-17 (UConn)	32	21	835	26.1	79	193	.409	50	126	.397	50	74	.676	22	101	123	3.8	74	2	44	42	5	10	258	8.1
2017-18 - REDSHIRTED																									
2018-19 (UNM)	32	16	887	27.8	137	338	.405	57	172	.331	89	137	.650	42	182	224	7.0	60	1	85	80	4	35	420	13.1
2019-20 (UNM)	28	28	756	27.1	101	224	.414	50	146	.342	60	84	.714	34	113	147	5.3	51	0	36	59	9	28	312	11.1
2020-21 (ARK)	22	3	284	12.9	32	91	.352	21	61	.344	8	14	.571	10	43	53	2.4	19	0	16	13	2	8	93	4.2
TOTAL	114	68	2762	24.2	349	846	.413	178	505	.352	207	309	.670	108	439	547	4.8	204	3	181	194	20	81	1083	9.5



DESI SILLS

Jr. | 6' 6-2 | 200

Jonesboro, Ark | Jonesboro HS

@desisills3

@desisills3

3

• Born Dec. 29, 1998 in Jonesboro

• Parents: Desi and Shawna Sills

• Only Hog to play all 89 UA games over the last 2-plus years

• "I have to be honest, I have to thank the quarantine because I fell out of love, the enjoyment of the game. I fell back in love with the game, the process and the grind."

MADE THE DEPARTMENT'S HONOR ROLL (GPA BETWEEN 3.0-3.49) FOR FALL 2020

• Voted Preseason All-SEC second team by the league's coaches

• Had 10 deflections each versus UT Arlington and Central Arkansas and nine each versus Mississippi Valley State and at Auburn.

• In two wins against Auburn this year had career-high 23 pts on the road and 22 pts at home.

2020-21 HIGHLIGHTS:

- Scored 19 in the season opener, tying career high for FG made, going 8-of-10 from the field (2-of-3 3PT) ... Scored 12 in the second half, including seven to start the period as Arkansas out-scored MVSU 16-0 over the first 2:56 minutes.
- Had 14 versus North Texas, going 5-of-8 at the free throw line.
- Tied a career high with four steals versus UT Arlington.
- Had his best career assist-to-turnover game versus Southern with five helpers and zero turnovers ... Added 11 points (3-of-5 from 3-point range).
- Posted his **first career Double-Double** versus Oral Roberts with 16 points and a **career-high 10 rebounds** ... Added two assists, a steal and a blocked shot ... Led the team in Plus/Minus (+18).
- Had 18 versus Abilene Christian, including 16 in the first half as Arkansas raced out to a 22-point lead in the period ... Added two assists and two steals.
- Scored a **career-high 23 points** at Auburn, making 4-of-5 from 3-point range ... Also led th team (tied) with six rebounds, including four on offense.
- Broke a mini slump by scoring 14 at LSU, including 12 in the second half to help Arkansas outscore the Tigers in the period.
- Led Arkansas to win vs Auburn (1/20) ... Scored 22 points (2nd-best career effort) including 14 in the second half to help Arkansas erase a 12-point halftime deficit ... Made and attempted career-highs for free throws (8-of-10) and was 7-of-12 from the field (seven FG made was 2nd-best career effort).
- Injured his shoulder in the first half vs Mississippi State ... Only played 4:06 in the first half, but had **career-high two blocked shots**.
- Had a sneaky good night in the Missouri win, scoring eight points with four rebounds and two assists.



DOUBLE-DOUBLES (1)

JUNIOR (1)
12/20/20 • ORAL ROBERTS 16 pts 10 reb

• Led the Razorbacks in Pts:.....	4
• Led the Razorbacks in Rebs:.....	3
• CAREER: Double-figure Pts:.....	30
20-pt gms:.....	5
Gms with a 3PT FG:.....	46
Gms with 3+ 3PT FG:.....	13
Gms with 5+ Assists:.....	5
Gms with Double-Digit Rebs.....	1

PERSONAL BESTS

POINTS
Season: 23 at Auburn (12/30/20)
Career: 23 at Auburn (12/30/20)
SEC: 23 at Auburn (12/30/20)

FG MADE
Season: 8 (2x) at Auburn (12/30/20)
Career: 8 (3x) last at Auburn (12/30/20)
SEC: 8 (2x) last at Auburn (12/30/20)

FG ATTEMPTED
Season: 15 at Auburn (12/30/20)
Career: 15 (3x) last at Auburn (12/30/20)
SEC: 15 at Auburn (12/30/20)

3-POINT FG MADE
Season: 4 at Auburn (12/30/20)
Career: 5 vs Vanderbilt (03/11/20)
SEC: 4 (3x) last at Auburn (12/30/20)

3-PT FG ATTEMPTS
Season: 7 at Auburn (12/30/20)
Career: 8 (2x) last at Tennessee (02/11/20)
SEC: 8 at Tennessee (02/11/20)

FT MADE
Season: 8 vs Auburn (01/20/21)
Career: 8 vs Auburn (01/20/21)
SEC: 8 vs Auburn (01/20/21)

FT ATTEMPTED
Season: 10 vs Auburn (01/20/21)
Career: 10 vs Auburn (01/20/21)
SEC: 10 vs Auburn (01/20/21)

REBOUNDS
Season: 10 vs Oral Roberts (12/20/20)
Career: 10 vs Oral Roberts (12/20/20)
SEC: 7 vs Vanderbilt (01/15/20)

ASSISTS
Season: 5 Southern (12/09/20)
Career: 5 vs FIU (12/01/18)
SEC: 5 vs LSU (01/12/19)

STEALS
Season: 4 vs UT Arlington (12/02/20)
Career: 4 (2x) last vs UT Arlington (12/02/20)
SEC: 4 vs Auburn (02/04/20)

BLOCKED SHOTS
Season: 2 vs Mississippi State (02/02/21)
Career: 2 vs Mississippi State (02/02/21)
SEC: 2 vs Mississippi State (02/02/21)

MINUTES
Season: 37:26 vs Missouri (01/02/21)
Career: 40:50 vs Auburn (02/04/20)
SEC: 40:50 vs Auburn (02/04/20)

DESI SILLS 2020-21 GAME STATS																									
Opponent	Date	GS	Min	FG	FGA	Pct	3FG	3A	Pct	FT	FTA	Pct	O	D	Tot	Avg	PF	FO	A	To	Blk	Stl	Pts	Avg	
MISSISSIPPI VALLEY	11/25/20	*	19	8	10	.800	2	3	.667	1	1	1.000	1	1	2	2.0	0	0	2	0	0	3	19	19.0	
NORTH TEXAS	11/28/20	*	36	4	7	.571	1	3	.333	5	8	.625	0	3	3	2.5	2	0	1	5	0	1	14	16.5	
UT ARLINGTON	12/02/20	*	31	1	6	.167	0	3	.000	1	2	.500	1	2	3	2.7	2	0	2	1	0	4	3	12.0	
LIPSCOMB	12/05/20	*	13	2	4	.500	1	2	.500	1	2	.500	0	4	4	3.0	0	0	2	0	0	0	6	10.0	
SOUTHERN U.	12/09/20	*	21	4	7	.571	3	5	.600	0	1	1.000	0	3	3	3.0	0	0	5	0	1	1	11	10.0	
CENTRAL ARKANSAS	12/12/20	*	30	7	12	.583	1	3	.333	2	3	.667	2	1	3	3.0	4	0	4	2	1	3	17	11.0	
ORAL ROBERTS	12/20/20	*	34	6	13	.462	1	4	.250	3	4	.750	4	6	10	4.0	3	0	2	1	1	1	16	12.5	
ABILENE CHRISTIAN	12/22/20	*	27	5	11	.455	2	6	.333	6	7	.857	0	3	3	3.9	4	0	2	2	0	2	18	13.0	
at Auburn	12/30/20	*	35	8	15	.533	4	7	.571	3	6	.500	4	2	6	4.1	0	0	2	2	1	2	23	14.0	
MISSOURI	01/02/21	*	37	1	10	.100	0	4	.000	4	6	.667	1	3	4	4.1	3	0	2	0	0	3	6	13.5	
at Tennessee	01/06/21	*	18	0	1	.000	0	1	.000	0	0	.000	2	0	2	3.9	2	0	0	3	0	0	0	12.0	
GEORGIA	01/09/21		23	3	8	.375	1	2	.500	1	1	1.000	0	5	5	4.0	3	0	2	1	0	1	8	11.8	
at LSU	01/13/21		29	4	8	.500	2	5	.400	4	4	1.000	0	4	4	4.0	2	0	0	0	0	0	14	11.9	
at Alabama	01/16/21	*	23	1	8	.125	0	3	.000	1	1	1.000	1	1	2	3.9	3	0	1	2	0	1	3	11.3	
AUBURN	01/20/21		32	7	12	.583	0	1	.000	8	10	.800	0	3	3	3.8	3	0	2	1	0	1	22	12.0	
at Vanderbilt	01/23/21	*	23	3	6	.500	0	2	.000	1	2	.500	0	3	3	3.8	4	0	4	1	0	1	7	11.7	
OLE MISS	01/27/21	*	24	3	7	.429	1	3	.333	2	2	1.000	0	0	0	3.5	2	0	0	0	0	1	9	11.5	
at Oklahoma State	01/30/21	*	15	2	4	.500	1	2	.500	0	0	.000	2	2	4	3.6	1	0	2	0	0	1	5	11.0	
MISSISSIPPI STATE	02/02/21		4	0	3	.000	0	1	.000	0	0	.000	0	1	1	3.4	0	0	0	0	2	0	0	10.0	
at Kentucky	02/09/21		10	1	2	.500	0	1	.000	0	2	.000	0	0	0	3.3	1	0	1	1	0	0	2	10.0	
at Missouri	02/13/21		21	3	7	.429	0	2	.000	2	2	1.000	1	3	4	3.3	1	0	2	2	0	0	8	10.0	
FLORIDA	02/16/21		6	0	1	.000	0	1	.000	0	0	.000	0	1	1	3.2	0	0	0	0	0	0	0	9.0	
ALABAMA	02/24/21		10	0	2	.000	0	0	.000	0	0	.000	0	0	0	3.0	1	0	0	1	0	0	0	9.2	
Totals			15	521	73	164	.445	20	64	.313	45	64	.703	19	51	70	3.0	41	0	38	25	6	26	211	14.0

DESI SILLS CAREER STATISTICS

Year	GP	GS	Min	Avg	FG	FGA	Pct	3FG	3FGA	Pct	FT	FTA	Pct	Off	Def	Tot	Avg	PF	FO	Ass	TO	Blk	Stl	Pts	Avg
2018-19	34	8	576	16.9	55	125	.440	29	63	.460	40	57	.702	12	31	43	1.3	68	2	58	53	0	21	179	5.3
2019-20	32	24	997	31.2	117	275	.425	47	143	.329	59	91	.648	20	75	95	3.0	96	4	39	44	5	30	340	10.6
2020-21	23	15	521	22.7	73	164	.445	20	64	.313	45	64	.703	19	51	70	3.0	41	0	38	25	6	26	211	9.2
TOTAL	89	47	2094	23.5	245	564	.434	96	270	.356	144	212	.679	51	157	208	2.3	205	6	135	122	11	77	730	8.2



DAVONTE "DEVO" DAVIS

G / Fr. | 6-3 | 180

Jacksonville, Ark. | Jacksonville HS



@MrDevoBuckets



@devofor3

4

- Born Sept. 24, 2001 in Jacksonville
- Mother: Terrie Davis / Grandmother Yvette Davis
- Consensus 4-star ... 2020 ADG Player of the Year ... 4x first team All-State
- Wants to open a zoo to educate people about animals ... biggest hobby is fishing.
- His dream team: LeBron James, Paul George, Kevin Garnett and Giannis Antetokounmpo

MADE THE DEPARTMENT'S HONOR ROLL (GPA BETWEEN 3.0-3.49) FOR FALL 2020

- Won the dunk contest during the team's Red-White game, but only has one dunk in game action (vs Florida 2/16)
- High energy guy ... Praised for his ability to get loose balls and offensive rebound ... Has a knack for scoring in the lane and off the bounce.
- After a strong performance at Auburn (combined with the injury to Justin Smith), earned his first career start versus Missouri ... Also started versus Georgia and at LSU and each of the last four games ... **The team is 5-1 when Davis starts.**
- **Led the team with 10 deflections at Auburn, nine versus Missouri and nine at LSU ... Added 10 vs Georgia.**

• 2nd on team in deflections with 103 •

• **Made two big plays to seal wins at Kentucky and at #10 Missouri in back-to-back games ... At UK** and Arkansas up one, stole the ball with two seconds left to give Arkansas an 81-80 win (a play he "called" in the huddle) ...

At Missouri and Arkansas up three in OT, blocked Xavier Pinson's final 3-pointer with 4.7 seconds left.

2020-21 HIGHLIGHTS

- Scored five points with three rebounds and two assists in his collegiate debut vs Mississippi Valley State.
- Added four points and three boards versus Lipscomb.
- Led the team with 14 points versus Southern, adding seven rebounds in 16:20 minutes played ... Made his first career triple and was 3-of-3 at the free throw line.
- Sparked Arkansas with his play off the bench versus Oral Roberts ... 1 of 4 players with a Plus-Minus in double figures (+10).
- Saw playing time increase at Auburn due to Justin Smith injury ... Made four "game-winning" plays during a decisive 10-0 run to help secure win: **PLAY 1:** With Arkansas up two, 76-74, tipped a loose rebound to Connor Vanover that led to two free throws by Moses Moody ... **PLAY 2:** With Arkansas up four, 78-74, got the offensive rebound off Desi Sills FT miss that led to a JD Notae layup ... **PLAY 3:** With Arkansas now up six, 80-74, made a steal in what **ESPN analyst Jimmy Dykes called "the best defensive play of the year"** at the time ... The steal led to a fastbreak and two made free throws by Connor Vanover ... **PLAY 4:** With Arkansas now up eight, 82-74, sank a jumper from the left elbow as the shot clock was winding down to cap the 10-0 run.
- In his first career start (vs Missouri Jan. 2), had four rebounds and a career-high three steals.
- Was impressive on both ends of the floor in the win over Georgia ... Scored a **season-high 20 points** with seven rebounds, six assists and two steals ... Also did a good job guarding UGA point guard Sahvir Wheeler ... Had 10 deflections and tied Moses Moody with a Plus-Minus of +33 for the game.
- Scored 10 points — all in the second half — in the win over Auburn (1/20) to help Arkansas erase a 12-point halftime deficit.
- Came off the bench vs Ole Miss to provide a huge spark at the time as he made his first four shots with two steals that led to layups... Finished with 14 points (7-of-9 shooting) and six rebounds.
- Sparked Arkansas in the first half at Oklahoma State, scoring 8 of his 13 points and getting all three of his steals.
- In his fourth start, just missed a double-double with 10 points and a **season-high eight rebounds** with two assists versus Mississippi State.
- Only scored four points and had just two rebounds at Kentucky, but impacted the game ... Led the team with +9 thanks to three assists, zero turnovers and two steals ... **The last steal came on the final play to seal the win.**
- At Missouri, only scored eight points, but two came on a layup with 58 seconds left in overtime ... Added three assists ... **Sealed the win with a blocked shot with 4.7 seconds left.**
- **Led the team (for the first time this season) with 18 points** in the win over Florida ... Added five rebounds and three assists ... After Florida took its only lead 62-61, Devo put the Hogs back on top with a fast break layup and he added two free throws with 28 seconds left to go up eight.

• Led the Razorbacks in Pts:.....	2
• Led the Razorbacks in Rebs:.....	-
• CAREER: Double-figure Pts:.....	7
20-pt gms:.....	1
Gms with a 3PT FG:.....	2
Gms with 3+ 3PT FG:.....	-
Gms with 5+ Rebs:.....	5

"He just has a knack for doing some special stuff. He's going to be an All-SEC guard one of these days. Right now he just plays harder than anyone on the floor."

JIMMY DYKES

ESPN ANALYST

2/9/21 game at Kentucky

DAVONTE DAVIS 2020-21 GAME STATS

Opponent	Date	GS	Min	FG	FGA	Pct	3FG	3A	Pct	FT	FTA	Pct	O	D	Tot	Avg	PF	FO	A	TO	Blk	Stl	Pts	Avg	
MISSISSIPPI VALLEY	11/25/20		12	2	5	.400	0	1	.000	1	1	1.000	1	2	3	3.0	1	0	2	1	0	0	5	5.0	
NORTH TEXAS	1/28/20	DNP																							
UT ARLINGTON	12/02/20	DNP																							
LIPSCOMB	12/05/20		15	2	2	1.000	0	0	.000	0	0	.000	2	1	3	3.0	2	0	1	1	0	1	4	4.0	
SOUTHERN U.	12/09/20		16	5	8	.625	1	1	1.000	3	3	1.000	3	4	7	4.3	1	0	2	1	0	0	14	7.7	
CENTRAL ARKANSAS	12/12/20		7	0	1	.000	0	0	.000	0	0	.000	0	1	1	3.5	0	0	0	0	0	0	0	5.8	
ORAL ROBERTS	12/20/20		9	0	1	.000	0	0	.000	0	0	.000	0	1	1	3.0	3	0	2	1	0	1	0	4.6	
ABILENE CHRISTIAN	12/22/20		5	0	1	.000	0	0	.000	0	0	.000	0	1	1	2.7	2	0	0	1	0	1	0	3.8	
at Auburn	12/30/20		13	2	3	.667	0	0	.000	0	0	.000	1	0	1	2.4	0	0	1	0	0	2	4	3.9	
MISSOURI	01/02/21	*	20	2	6	.333	0	0	.000	0	2	.000	3	1	4	2.6	4	0	0	1	0	3	4	3.9	
at Tennessee	01/06/21		5	1	2	.500	0	0	.000	0	0	.000	0	0	0	2.3	1	0	0	1	0	1	2	3.7	
GEORGIA	01/09/21	*	37	9	14	.643	1	2	.500	1	1	1.000	1	6	7	2.8	4	0	6	3	0	2	20	5.3	
at LSU	01/13/21	*	27	1	11	.091	0	1	.000	2	3	.667	1	2	3	2.8	1	0	2	2	1	2	4	5.2	
at Alabama	01/16/21		28	1	3	.333	0	0	.000	3	4	.750	1	5	6	3.1	3	0	1	0	0	0	5	5.2	
AUBURN	01/20/21		20	5	9	.556	0	0	.000	0	0	.000	2	2	4	3.2	4	0	2	3	0	0	10	5.5	
at Vanderbilt	01/23/21		13	3	3	1.000	0	0	.000	0	1	.000	0	2	2	3.1	2	0	1	2	1	1	6	5.6	
OLE MISS	01/27/21		25	7	9	.778	0	0	.000	0	1	.000	2	4	6	3.3	1	0	1	3	0	2	14	6.1	
at Oklahoma State	01/30/21		28	6	12	.500	0	0	.000	0	0	.000	2	2	4	3.3	4	0	1	1	0	3	12	6.5	
MISSISSIPPI STATE	02/02/21	*	35	4	12	.333	0	0	.000	2	2	1.000	2	6	8	3.6	2	0	2	3	0	0	10	6.7	
at Kentucky	02/09/21	*	17	2	5	.400	0	0	.000	0	0	.000	0	2	2	3.5	2	0	3	0	0	2	4	6.6	
at Missouri	02/13/21	*	32	3	10	.300	0	0	.000	2	2	1.000	1	3	4	3.5	2	0	3	0	1	0	8	6.6	
FLORIDA	02/16/21	*	36	7	14	.500	0	1	.000	4	4	1.000	1	4	5	3.6	3	0	3	2	0	1	18	7.2	
ALABAMA	02/24/21	*	19	2	3	.667	0	1	.000	1	1	1.000	1	2	3	3.6	4	0	1	1	0	0	5	7.1	
Totals			8	419	64	134	.478	2	7	.286	19	25	.760	24	51	75	3.6	46	0	34	27	3	22	149	7.1

DAVONTE DAVIS CAREER STATISTICS

Year	GP	GS	Min	Avg	FG	FGA	Pct	3FG	3FGA	Pct	FT	FTA	Pct	Off	Def	Tot	Avg	PF	FO	Ast	TO	Blk	Stl	Pts	Avg
2020-21	21	8	419	20.0	64	134	.478	2	7	.286	19	25	.760	24	51	75	3.6	46	0	34	27	3	22	149	7.1


**MOSES
MOODY**

 @moses_moody3
 @moses.2m

5
6 / Fr. / 6-6 / 205
Little Rock, Ark. / Montverde (Fla.) Academy

- Born May 31, 2002 in Little Rock
- Parents: Kareem and Rona Moody
- Consensus 4-star ... MaxPreps High School HM All-American
- Among incoming Frosh: Rated 37th by 247Sports, 42nd by ESPN and 53rd by Rivals
- Serves on Arkansas Athletics' African American S-A Leadership Council and SAAC.

MADE THE AD'S HONOR ROLL (GPA BETWEEN 3.5-3.99) FOR FALL 2020

- Leads the team, ranks 6th in the SEC and **5TH AMONG NCAA FRESHMEN** in scoring (16.5 ppg) •
- **1 OF 3 NCAA FRESHMEN AVERAGING OVER 16.0 POINTS AND 5.5 REBOUNDS.**
- **1 OF 2 PLAYERS IN THE SEC** to rank among the league's top 20 in : PPG (6th) • FG% (8th) • FT% (5th) • RPG (19th).
- **1 OF 2 PLAYERS IN THE SEC** to average at least 15.0 points and 5.0 rebounds
- **1 OF 2 PLAYERS IN THE SEC** shooting at least: 44% FG, 35% 3PT AND 80% FT
- Ranks 13th in the NCAA / 3rd in the SEC in FT Made (105) — **5th in the SEC FT% (.827)**

- Was 16-of-19 at the line in the Alabama win ... 16 makes tie for 6th-most by a Hog in a game — 3rd-most in an SEC game ... 19 attempts tie for 7th-most by a Hog in a game — 3rd most in an SEC game.
- Double figure points in 20 of 23 games (single-digits: 6 at UT, 5 vs AUB & 5 vs Ole Miss)
- Led the team in scoring 8x, led the team in rebounding 6x and led the team in scoring & rebounding in the same game 3x.
- Named **SEC Freshman of the Week** and **College Sports Madness SEC Player of the Week** (Dec. 7) and **College Sports Madness SEC Player of the Week** (Feb. 15)
- Leads the team in Plus-Minus at +251 (27 better than 2nd on the team).
- Had 11 deflections at Missouri and vs Mississippi State - Leads the team in deflections with 104

2020-21 HIGHLIGHTS

- Scored 19 in his collegiate debut — making 9-of-10 from the free throw line ... Added three steals.
- Named **SEC Freshman of the Week / College Sports Madness SEC Player of the Week** (Dec. 7) ... Averaged 21 points and 8.5 rebounds in wins over UT Arlington and Lipscomb ... Was 14-of-20 from the field — including 4-of-6 from 3-point range — while going 10-of-13 at the free throw line ... Had game highs with 24 points and nine rebounds versus UTA (first Hog frosh since Bobby Portis in 2014 to have at least 24 and nine in a game ... Followed that with an 18-point, eight-rebound performance versus Lipscomb. Moody made 7-of-his-8 shots, including 2-of-3 from 3-point range.
- Stuffed the stat sheet versus Central Arkansas with 15 points, seven rebounds, three assists, two steals and a blocked shot.
- Led all scorers with 21 points in the Abilene Christian win.
- Tied for the team lead with six rebounds at Auburn ... Scored 16 points, including two early 3-pointers to set the tone in the win.
- Recorded his **first career double-double** versus Mizzou (1/2) with 18 points and **career-high 10 rebounds** ... Made a **season-high four 3-pointers**.
- Scored 25 points in the win over Georgia ... Had a team-best and season-best 11 deflections.
- Had 18 points at LSU, including 13 in the second half to help Arkansas outscore the Tigers in the period ... Added six rebounds (four offensive).
- Led the team in both points — **career-high 28** — and rebounds — season's second-best nine — at Alabama ... Scored 14 of Arkansas' first 15 points ... His 25 field goal attempts were the most by a Razorback since 2010 and ties for fourth-most by a Razorback in an SEC game.
- Only scored five points in the win over Auburn and was 0-of-4 from 3-point range ... However, all five came in the final nine minutes of the game ... With the game tied at 56, got an offensive rebound and put-back to give Arkansas a lead it would not relinquish ... Sealed win with a defensive rebound with three seconds left.
- Scored a game-high 26 points (13 in each half) at Vanderbilt with a team-best eight rebounds.
- Made 8-of-13 shots for 17 points (11 in the second half) at Oklahoma State.
- Led the team in scoring with 13 points versus Mississippi State, adding seven rebounds and two steals ... Scored 11 of the team's 28 first-half points.
- Had 12 points at Kentucky and tied for the team lead with seven rebounds ... Only played nine minutes with three points and two rebounds in first half ... Played all 20 minutes of the second half with 11 points (3-of-5 3PT) with five rebounds.
- At Missouri, scored Arkansas' first seven points but picked up two early fouls to sit most of the period ... Played the final 25 minutes of the game and made two big plays in overtime to get the win ... Had an assist to give Arkansas the lead with 58 seconds left, had a steal and followed by two free throws with 12 seconds left to go up three
- Struggled a little vs Florida but finished with 14 points thanks to 6-of-7 at the free throw line ... Added three assists, a steal and two blocked shots ... Was 6-of-6 at the line inside the final 1:40.
- Scored a game-high 24 in the Alabama, thanks to going 16-of-19 at the free throw line ... added **career highs in assists (4) and blocked shots (3)**.

MOSES MOODY 2020-21 GAME STATS

Opponent	Date	GS	Min	FG	FGA	Pct	3FG	3A	Pct	FT	FTA	Pct	O	D	Tot	Avg	PF	FO	A	TO	Blk	Stl	Pts	Avg	
MISSISSIPPI VALLEY	11/25/20	*	24	3	12	.250	1	6	.167	9	10	.900	2	1	3	3.0	3	0	2	0	0	3	16	16.0	
NORTH TEXAS	11/28/20	*	29	2	9	.222	1	4	.250	6	6	1.000	1	1	2	2.5	1	0	1	1	1	3	11	13.5	
UT ARLINGTON	12/02/20	*	32	7	12	.583	2	3	.667	8	10	.800	3	6	9	4.7	3	0	1	2	0	0	24	17.0	
LIPSCOMB	12/05/20	*	24	7	8	.875	2	3	.667	2	3	.667	3	5	8	5.5	2	0	3	1	0	1	18	17.3	
SOUTHERN U.	12/09/20	*	26	5	10	.500	2	4	.500	0	0	.000	3	2	5	5.4	1	0	2	2	1	0	12	16.2	
CENTRAL ARKANSAS	12/12/20	*	35	6	11	.545	3	7	.429	0	0	.000	0	7	7	5.7	1	0	3	1	1	2	15	16.0	
ORAL ROBERTS	12/20/20	*	28	7	12	.583	1	4	.250	3	6	.500	4	3	7	5.9	1	0	1	2	1	1	18	16.3	
ABILENE CHRISTIAN	12/22/20	*	37	6	10	.600	3	5	.600	6	8	.750	3	1	4	5.6	1	0	2	0	2	0	21	16.9	
at Auburn	12/30/20	*	39	4	11	.364	2	6	.333	6	6	1.000	2	4	6	5.7	2	0	1	2	0	2	16	16.8	
MISSOURI	01/02/21	*	39	4	15	.267	4	8	.500	6	10	.600	4	6	10	6.1	4	0	1	1	1	2	18	16.9	
at Tennessee	01/06/21	*	37	1	8	.125	1	4	.250	3	3	1.000	0	2	2	5.7	4	0	1	0	0	0	6	15.9	
GEORGIA	01/09/21	*	38	9	15	.600	2	6	.333	5	5	1.000	2	2	4	5.6	2	0	2	1	0	1	25	16.7	
at LSU	01/13/21	*	36	7	18	.389	1	5	.200	3	4	.750	5	1	6	5.6	4	0	2	3	0	2	18	16.8	
at Alabama	01/16/21	*	35	10	25	.400	3	7	.429	5	5	1.000	3	6	9	5.9	2	0	1	2	0	0	28	17.6	
AUBURN	01/20/21	*	32	2	9	.222	0	4	.000	1	2	.500	1	4	5	5.8	2	0	2	2	1	1	5	16.7	
at Vanderbilt	01/23/21	*	35	10	16	.625	1	4	.250	5	5	1.000	3	5	8	5.9	2	0	2	2	1	0	26	17.3	
OLE MISS	01/27/21	*	19	1	3	.333	0	1	.000	3	5	.600	1	0	1	5.6	3	0	2	3	1	0	5	16.6	
at Oklahoma State	01/30/21	*	32	8	13	.615	1	3	.333	0	1	.000	0	4	4	5.6	0	0	1	1	0	0	17	16.6	
MISSISSIPPI STATE	02/02/21	*	38	4	12	.333	1	4	.250	4	4	1.000	3	4	7	5.6	4	0	1	3	0	2	13	16.4	
at Kentucky	02/09/21	*	29	4	9	.444	4	6	.667	2	2	1.000	1	6	7	5.7	3	0	0	0	0	1	14	16.3	
at Missouri	02/13/21	*	34	4	7	.571	2	4	.500	6	6	1.000	0	5	5	5.7	4	0	1	4	2	2	16	16.3	
FLORIDA	02/16/21	*	36	3	14	.214	2	7	.286	6	7	.857	1	4	5	5.6	0	0	3	3	0	1	14	16.2	
ALABAMA	02/24/21	*	39	3	12	.250	2	5	.400	16	19	.842	1	4	5	5.6	2	0	4	1	3	1	24	16.5	
Totals			23	753	117	271	.432	41	110	.373	105	127	.827	46	83	129	5.6	51	0	39	37	15	25	380	16.5

MOODY IN 2021 NBA MOCK DRAFTS

- PippinAintEasy.com (1/20)	7th pick (1st SEC Player)	- Yahoo.com (1/28)	10th pick (1st SEC Player)	- BabcockHoops.com (2/5)	12th pick (2nd SEC Player)
- NBADraft.net (2/4)	7th pick (1st SEC Player)	- NBADraftRoom.com (2/3)	11th pick (2nd SEC Player)	- ESPN.com (2/2)	12th pick (3rd SEC Player)
- CBSsports.com (1/14)	8th pick (1st SEC Player)	- NBCSports.com (1/25)	11th pick (2nd SEC Player)	- Stadium.com (1/4)	12th pick (2nd SEC Player)
- TankAthon.com (2/1)	8th pick (1st SEC Player)	- BleacherReport.com (2/2)	11th pick (2nd SEC Player)	- TheAthletic.com (1/8)	13th pick (2nd SEC Player)
- USAToday.com (2/3)	10th pick (1st SEC Player)	- SBNation.com (2/3)	11th pick (3rd SEC Player)	- SI.com (1/20)	14th pick (1st SEC Player)

MOSES MOODY CAREER STATISTICS

Year	GP	GS	Min	Avg	FG	FGA	Pct	3FG	3FGA	Pct	FT	FTA	Pct	Off	Def	Tot	Avg	PF	FO	Asst	TO	Blk	Stl	Pts	Avg
2020-21	23	23	753	32.7	117	271	.432	41	110	.373	105	127	.827	46	83	129	5.6	51	0	39	37	15	25	380	16.5

DOUBLE-DOUBLES (1)

FROSH	(1)
01/03/21 • MISSOURI	18 pts 10 reb

• Led the Razorbacks in Pts:.....8	
• Led the Razorbacks in Rebs:6	
• Led Razorbacks in Pts & Rebs Same Gm:.....3	
• CAREER: Double-figure Pts:.....20	
Double-figure Rebs:.....1	
20-pt gms:.....6	
Gms with a 3PT FG:.....21	
Gms with 3+ 3PT FG:.....5	
Gms with 3+ Steals:.....2	
Gms with 5+ Rebs:.....10	

MOODY IN THE SEC

3rd in FT Made (89)
3rd in Total Minutes (712:32)
4th in Total Points (356)
5th in FT% (.824)
5th in Total FG Made (114)
7th in Scoring (16.2)
8th in Total FG Att (259)
6th in FT Att (108)
8th in FG% (.440)
8th in Minutes/Gm (32:23)
11th in Total 3's Made (39)
11th in Total Steals (24)
11th in Total Reb. (124)
13th in 3PT FG Att (105)
15th in Off Rebs (2.0)
17th in 3PT FG% (.371)
19th in Total Blks (12)
18th in Rebs/Gm (5.6)

PERSONAL BESTS
POINTS

Season: 28	at Alabama (01/16/21)
SEC: 28	at Alabama (01/16/21)

FG MADE

Season: 10 (2x)	last at Vanderbilt (01/23/21)
SEC: 10 (2x)	last at Vanderbilt (01/23/21)

FG ATTEMPTED

Season: 25	at Alabama (01/16/21)
SEC: 25	at Alabama (01/16/21)

3-POINT FG MADE

Season: 4 (2x)	last at Kentucky (02/09/21)
SEC: 4 (2x)	last at Kentucky (02/09/21)

3-PT FG ATTEMPTS

Season: 8	vs Missouri (01/02/21)
SEC: 8	vs Missouri (01/02/21)

FT MADE

Season: 16	vs Alabama (02/24/21)
SEC: 16	vs Alabama (02/24/21)

FT ATTEMPTED

Season: 19	vs Alabama (02/24/21)
SEC: 19	vs Alabama (02/24/21)

REBOUNDS

Season: 10	vs Missouri (01/02/21)
SEC: 10	vs Missouri (01/02/21)

ASSISTS

Season: 4	vs Alabama (02/24/21)
SEC: 4	vs Alabama (02/24/21)

STEALS

Season: 3 (2x)	last vs North Texas (11/28/20)
SEC: 2 (5x)	last at Missouri (02/13/21)

BLOCKED SHOTS

Season: 3	vs Alabama (02/24/21)
SEC: 3	vs Alabama (02/24/21)

MINUTES

Season: 39:18	vs Alabama (02/24/21)
SEC: 39:18	vs Alabama (02/24/21)



JAYLIN WILLIAMS

Fr. / F / 6-10 / 245

Fort Smith, Ark. / Northside HS



@Jay_MWilliams_



@thejaylinwilliams_

10

MADE THE DEPARTMENT'S HONOR ROLL (GPA BETWEEN 3.0-3.49) FOR FALL 2020

- Leads the team by taking 13 charges this season, including two each versus UT Arlington, Georgia, LSU (1/13) and Auburn (1/20).
- Earned his first career start at Tennessee. Also started at Alabama

- Is the only Razorback to come off the bench and get 10 rebounds three times in a season: Mississippi Valley State, at LSU and vs Florida. (HogStats.com)

- On a per 40-minute basis, averages a team-best 12.1 rebounds.
- Leads the team with a +16:81 Plus-Minus per 40 minutes,

2020-21 HIGHLIGHTS

- In his collegiate debut (Miss Valley St.) had a game-high 10 rebounds, including eight defensively ... Just missed a double-double, scoring nine points (2-5 FG • 2-4 3PT).
- Scored six points with seven rebounds, including six on the defensive end, versus Lipscomb..
- Had two rebounds and an assist in 4:20 played at Auburn.
- Saw extended time versus Missouri and responded with eight points and two blocked shots.
- Earned his first career start at Tennessee ... Scored six points on 3-of-3 shooting
- Came off the bench versus Georgia ... Only scored two points but impacted the game in other areas ... Led the team with nine rebounds (four offensive), took two charges and had two assists with a steal and a blocked shot.
- Tied a season-high by pulling down 10 rebounds at LSU, scored seven points and added two steals ... Took two charges.
- Had a breakout game in the win over Auburn (1/20) ... Scored seven points (including a 3-pointer) with seven rebounds, two assists, two blocked shots and a steal ... Played all 20 minutes of the second half in the come-from-behind win ... Grabbed an offensive rebound in midair and threw it down for his first career dunk to cap a 18-4 run and give Arkansas its first lead (47-45).
- Only played nine minutes versus Mississippi State, but had two steals to tie his season high.
- Had nine points and tied for team-high in rebounds with seven in the Kentucky win .. Made a season-high 5-of-6 free throws ... Scored four points late in the game, including a put-back on the offensive end at 3:06 to make the score 74-68 and making two free throws with 1:51 left to make the score 78-73.
- Injured his right knee in the first half at Oklahoma State ... Missed the second half versus the Cowboys and played just nine minutes versus Mississippi State.
- Played 23 minutes at Kentucky and had nine points and tied for team high with seven rebounds.
- Dished out a career-high three assists at Missouri.
- Tied his career high with 10 rebounds (seven defensive) vs Florida.
- Scored a career-high 13 points in the win over Alabama ... Had a +30 in his 22 minutes played ... Was dominant in the second half ... scored 12 of his 13 points in the second half and he pulled down all eight of his rebounds in the period.

- Born June 29, 2002 in Fort Smith
- Consensus 4-star ... 2020 Gatorade Arkansas Player of the Year ... Top state prospect by 247
- Among incoming Frosh: Rated 56th by Rivals, 85th by 247Sports and 91st by ESPN
- If he could play with any former Razorback it would be Patrick Beverley or Corliss Williamson

• Led Razorbacks in Pts:	6
• Led Razorbacks in Rebs:	6
• CAREER: Double-figure Pts:	1
Double-figure Rebs:	3
20-pt gms:	-
Gms with a 3PT Made	5
Gms with 5+ Rebs:	8

JAYLIN WILLIAMS 2020-21 GAME STATS																			
Opponent	Date	GS	Min	FG	FGA	Pct	3FG	3A	Pct	FT	FTA	Pct	O	D	Tot	Avg	PF	FO	A
MISSISSIPPI VALLEY	11/25/20	20	3	5	.600	2	4	.500	1	1	1.000	2	8	10	10.0	0	0	1	1
NORTH TEXAS	1/28/20	DNP																	
UT ARLINGTON	12/02/20	12	0	0	.000	0	0	.000	0	0	.000	1	2	3	6.5	0	0	0	1
LIPSCOMB	12/05/20	18	2	5	.400	1	3	.333	1	1	1.000	1	6	7	6.7	4	0	1	2
SOUTHERN U.	12/09/20	13	0	1	.000	0	1	.000	0	2	.000	0	2	2	5.5	1	0	0	1
CENTRAL ARKANSAS	12/12/20	2	0	0	.000	0	0	.000	2	2	1.000	2	0	2	4.8	0	0	0	0
ORAL ROBERTS	12/20/20	DNP																	
ABILENE CHRISTIAN	12/22/20	4	0	0	.000	0	0	.000	0	0	.000	0	1	1	4.2	0	0	0	1
at Auburn	12/30/20	4	0	0	.000	0	0	.000	0	0	.000	1	1	2	3.9	2	0	1	0
MISSOURI	01/02/21	17	3	6	.500	1	4	.250	1	1	1.000	1	2	3	3.8	2	0	0	2
at Tennessee	01/06/21	* 14	3	3	1.000	0	0	.000	0	0	.000	0	2	2	3.6	2	0	0	4
GEORGIA	01/09/21	20	1	2	.500	0	0	.000	0	0	.000	4	5	9	4.1	3	0	2	3
at LSU	01/13/21	28	2	3	.667	0	0	.000	3	3	1.000	4	6	10	4.6	5	1	1	3
at Alabama	01/16/21	* 18	0	1	.000	0	0	.000	0	0	.000	0	2	2	4.4	1	0	1	0
AUBURN	01/20/21	29	3	4	.750	1	1	1.000	0	0	.000	2	5	7	4.6	3	0	2	1
at Vanderbilt	01/23/21	9	0	0	.000	0	0	.000	0	0	.000	0	1	1	4.4	0	0	1	1
OLE MISS	01/27/21	7	0	0	.000	0	0	.000	0	0	.000	0	3	3	4.3	3	0	1	0
at Oklahoma State	01/30/21	7	0	1	.000	0	0	.000	0	0	.000	1	3	4	4.3	2	0	1	0
MISSISSIPPI STATE	02/02/21	9	0	2	.000	0	2	.000	0	0	.000	0	0	0	4.0	2	0	1	0
at Kentucky	02/09/21	23	2	4	.500	0	1	.000	5	6	.833	1	6	7	4.2	3	0	0	1
at Missouri	02/13/21	14	1	3	.333	1	2	.500	1	2	.500	0	2	2	4.1	4	0	3	1
FLORIDA	02/16/21	23	1	3	.333	0	0	.000	2	2	1.000	3	7	10	4.4	1	0	0	1
ALABAMA	02/24/21	22	4	8	.500	0	2	.000	5	7	.714	1	7	8	4.5	2	0	0	0
Totals		2	313	25	51	.490	6	20	.300	21	27	.778	24	71	95	4.5	40	1	15

PERSONAL BESTS	
POINTS	
Season: 13	vs Alabama (02/24/21)
SEC: 13	vs Alabama (02/24/21)
FG MADE	
Season: 4	vs Alabama (02/24/21)
SEC: 4	vs Alabama (02/24/21)
FG ATTEMPTED	
Season: 8	vs Alabama (02/24/21)
SEC: 8	vs Alabama (02/24/21)
3-POINT FG MADE	
Season: 2	vs Mississippi Valley State (11/25/20)
SEC: 1 (3x)	last at Missouri (02/13/21)
3-PT FG ATTEMPTS	
Season: 4 (2x)	last vs Missouri (01/02/21)
SEC: 4	vs Missouri (01/02/21)
FT MADE	
Season: 5	vs Alabama (02/24/21)
SEC: 5	vs Alabama (02/24/21)
FT ATTEMPTED	
Season: 7	vs Alabama (02/24/21)
SEC: 7	vs Alabama (02/24/21)
REBOUNDS	
Season: 10 (3x)	last vs Florida (02/16/21)
SEC: 10 (2x)	last vs Florida (02/16/21)
ASSISTS	
Season: 3	at Missouri (02/13/21)
SEC: 3	at Missouri (02/13/21)
STEALS	
Season: 2 (2x)	last vs Mississippi State (02/02/21)
SEC: 2 (2x)	last vs Mississippi State (02/02/21)
BLOCKED SHOTS	
Season: 2 (2x)	last vs Missouri (01/02/21)
SEC: 2	vs Missouri (01/02/21)
MINUTES	
Season: 28:26	vs Auburn (01/20/21)
SEC: 28:26	vs Auburn (01/20/21)

JAYLIN WILLIAMS CAREER STATISTICS																			
Year	GP	GS	Min	Avg	FG	FGA	Pct	3FG	3FGA	Pct	FT	FTA	Pct	Off	Def	Tot	Avg	PF	FO
2020-21	21	2	313	14.9	25	51	.490	6	20	.300	21	27	.778	24	71	95	4.5	40	1



JALEN TATE

Gr.Sr. | 6'6" | 175
Pickerington, Ohio /
Northern Kentucky



11

@jtate_the_great
@jalen_tate11

- Born June 18, 1998 in Toledo, Ohio
- Parents: Jermaine and Jenice Tate
- Graduated from Northern Kentucky - Spring of 2020 - B.A. in organizational leadership
- Pursuing his master's in adult and lifelong learning at the University of Arkansas
- If he could play with any former Razorback it would be Patrick Beverley.

- Rated the 5th-best Graduate Transfer in the Nation by NBCSports.com — 8th-best by 247Sports.com.
- Scored 950 points at NKU and finished in the NKU top 20 for career assists (285), steals (129) and blocked shots (53) ... Horizon League Defensive Player of the Year (2020) — 3x Horizon League All-Defensive Team (2018, 2019, 2020) — All-Horizon League Third Team (2020) — Horizon League Tournament MVP (2020) — 2x Horizon League All-Tournament Team (2019, 2020) — Horizon League All-Freshman Team (2018).

- Praised by Coach Musselman for his leadership on the floor and in huddles ... Usually assigned to defend the opponent's best offensive player ... **Second on the team by taking eight charges this season**
- Ranks 3rd in the SEC in assists (4.3)
- Has 1,000-plus career points — 400-plus career rebounds — 300-plus career assists
- Has two double-doubles this year (UCA and UGA) ... He had a combined 21 assists with one turnover in the two games.
- In addition to strong offensive efforts in wins over Auburn (14 pts) and Vandy (25 pts), had 18 deflections — nine in each game ... Added season-best 10 versus Mississippi State
- In Arkansas' current 7-game SEC win streak: TEAM-BEST 13.9 ppg ALSO: 9-of-21 3PT FG (42.9%) — 4.3 asts/gm — 2.4 stl/gm — 7.9 deflec/gm

2020-21 HIGHLIGHTS:

- Only played 17 minutes in the opener, but had 12 points, six assists, five rebounds and a steal.
- Scored just two points versus North Texas, but was praised by Coach Muss for his play in the win ... Namely, shutdown reigning C-USA Player of the Year Javiion Hamlet to just 1-of-4 shooting from the field (0-0 from 3-point range) in 30 minutes.
- Stuffed the stat sheet versus UTA with 14 points, six rebounds, four assists, a steal and a blocked shot ... Also had the team's best plus/minus at +17.
- Tallied his **third career double-double** — first in points and assist — versus Central Arkansas with 17 points and a **career-high 11 assists** .. **Had zero turnovers**.
- Only played 27 minutes versus Abilene Christian, missing the final 10 minutes due to an ankle injury ... Had seven rebounds and five assists before exiting.
- Scored 12 at Auburn (5-of-8 FG) with three rebounds and four assists.
- Had 15 points (7-of-11 shooting), six assists and five rebounds at Tennessee.
- For the second-straight game, had 15 points but added 10 assists versus Georgia for his **second double-double of the year** ... Only committed one turnover in his 35 minutes played with two steals and four rebounds.
- Kept Arkansas in the game vs Auburn (1/20) by scoring 10 of his 14 points in the first half, including a 3-pointer to trim a 16-point deficit with 2:06 left (Arkansas would trail by 12 at the break and won the game) ... Added five assists and a **season-high four steals**.
- Had his best game as a Razorback (and second-best career game overall) ... Scored a **season-high 25 points** (9-of-15 FG and 3-of-5 3PT) with **eight assists**, **one turnover**, five rebounds and **tied season-high with four steals**.
- Only scored six points in the Mississippi State win, but had a **season-high 10 deflections**, with three steals and a blocked shot, adding five assists.
- Scored a team-high 15 points (first time to lead the team in scoring this year) and **hit two free throws with 4.3 seconds left to give Arkansas an 81-80 win at Kentucky** ... Made a season-high five free throws (5-of-5).
- **For the second straight game**, made a key play late to give Arkansas a win at #10 Missouri as he blocked a shot with 21 seconds left in overtime and the Hogs up one ... Finished with 14 points, four assists and four rebounds.
- Tallied 12 points with four rebounds in the win over Alabama ... Led the team with four assists and had a **career-high four blocked shots** ... Set the tone in the first half, scoring all 12 of his points and making all five field goal attempts in the period.

JALEN TATE 2020-21 GAME STATS

Opponent	Date	GS	Min	FG	FGA	Pct	3FG	3A	Pct	FT	FTA	Pct	O	D	Tot	Avg	PF	FO	A	TO	Blk	Stl	Pts	Avg	
MISSISSIPPI VALLEY	11/25/20	*	17	4	7	.571	2	3	.667	2	3	.667	1	4	5	5.0	3	0	6	2	0	1	12	12.0	
NORTH TEXAS	11/28/20	*	26	1	5	.200	0	0	.000	0	0	.000	2	2	4	4.5	4	0	2	3	0	1	2	7.0	
UT ARLINGTON	12/02/20	*	33	6	12	.500	1	3	.333	1	1	1.000	3	3	6	5.0	2	0	4	1	1	1	14	9.3	
LIPSCOMB	12/05/20	*	13	3	4	.750	0	0	.000	0	0	.000	1	3	4	4.8	3	0	3	2	1	0	6	8.5	
SOUTHERN U.	12/09/20	*	25	5	9	.556	1	4	.250	1	2	.500	0	4	4	4.6	1	0	2	2	0	2	12	9.2	
CENTRAL ARKANSAS	12/12/20	*	30	6	8	.750	3	5	.600	2	2	1.000	0	1	1	4.0	1	0	11	0	1	1	17	10.5	
ORAL ROBERTS	12/20/20	*	39	4	10	.400	0	1	.000	0	0	.000	3	3	6	4.3	4	0	4	5	0	1	8	10.1	
ABILENE CHRISTIAN	12/22/20	*	26	3	8	.375	0	2	.000	2	4	.500	5	2	7	4.6	2	0	5	4	0	1	8	9.9	
at Auburn	12/30/20	*	29	5	8	.625	0	1	.000	2	2	1.000	0	3	3	4.4	4	0	4	2	0	2	12	10.1	
MISSOURI	01/02/21	*	30	3	5	.600	1	3	.333	1	2	.500	0	1	1	4.1	5	1	1	1	0	0	8	9.9	
at Tennessee	01/06/21	*	30	7	11	.636	1	2	.500	0	1	.000	0	5	5	4.2	4	0	6	6	0	1	15	10.4	
GEORGIA	01/09/21	*	35	5	10	.500	1	2	.500	4	5	.800	1	3	4	4.2	2	0	10	1	0	2	15	10.8	
at LSU	01/13/21	*	21	2	5	.400	1	4	.250	1	2	.500	0	1	1	3.9	2	0	1	4	0	0	6	10.4	
at Alabama	01/16/21	*	29	4	9	.444	0	2	.000	2	2	1.000	0	4	4	3.9	3	0	3	6	0	1	10	10.4	
AUBURN	01/20/21	*	34	6	10	.600	2	4	.500	0	1	.000	1	3	4	3.9	5	1	5	5	1	4	14	10.6	
at Vanderbilt	01/23/21	*	37	9	15	.600	3	5	.600	4	7	.571	2	3	5	4.0	2	0	8	1	1	4	25	11.5	
OLE MISS	01/27/21	*	37	3	7	.429	2	4	.500	1	3	.333	1	1	2	3.9	3	0	3	3	0	2	9	11.4	
at Oklahoma State	01/30/21	*	24	1	5	.200	0	0	.000	1	2	.500	0	0	0	3.7	1	0	2	4	0	1	3	10.9	
MISSISSIPPI STATE	02/02/21	*	29	2	9	.222	0	2	.000	2	2	1.000	1	2	3	3.6	2	0	5	2	1	3	6	10.6	
at Kentucky	02/09/21	*	37	5	10	.500	0	2	.000	5	5	1.000	1	3	4	3.7	2	0	3	4	0	1	15	10.9	
at Missouri	02/13/21	*	40	5	9	.556	1	2	.500	3	4	.750	2	2	4	3.7	4	0	4	2	1	1	14	11.0	
FLORIDA	02/16/21	*	31	6	10	.600	1	2	.500	1	2	.500	2	1	3	3.6	4	0	2	3	0	2	14	11.1	
ALABAMA	02/24/21	*	37	5	7	.714	0	1	.000	2	5	.400	0	4	4	3.7	5	2	4	3	4	0	12	11.2	
Totals			23	689	100	193	.518	20	54	.370	37	57	.649	26	58	84	3.7	68	4	98	66	11	32	257	11.2

DOUBLE-DOUBLES (4)

SOPHOMORE	(1)
01/26/19 • MILWAUKEE	13 pts 10 reb
JUNIOR	(1)
01/31/20 • at Green Bay	17 pts 12 reb
GRAD SENIOR	(2)
12/20/20 • CENTRAL ARKANSAS	17 pts 11 ast
01/09/21 • GEORGIA	15 pts 10 ast

• Dished 300th career assist vs LIP (12/05/20)
• Scored 1,000th career point vs UCA (12/20)
• Grabbed 400th career rebound vs AUB (1/20)
• Led his team in Pts: 13
• Led his team in Rebs: 6
• CAREER: Double-figure Pts: 59
20-pt gms: 6
Gms with 5+ Assists: 27
Gms with 3+ Steals: 12

PERSONAL BESTS

POINTS
Season: 25 at Vanderbilt (01/23/21)
Career: 31 vs IUPUI (02/14/20)
SEC: 25 at Vanderbilt (01/23/21)
FG MADE
Season: 9 at Vanderbilt (01/23/21)
Career: 11 at Green Bay (02/14/20)
SEC: 9 at Vanderbilt (01/23/21)
FG ATTEMPTED
Season: 15 at Vanderbilt (01/23/21)
Career: 19 at Green Bay (02/14/20)
SEC: 15 at Vanderbilt (01/23/21)
3-PT FG MADE
Season: 3 (2x) last at Vanderbilt (01/23/21)
Career: 4 at Green Bay (02/14/20)
SEC: 3 at Vanderbilt (01/23/21)
3-PT FG ATT
Season: 5 (2s) last at Vanderbilt (01/23/21)
Career: 5 (3x) last at Vanderbilt (01/23/21)
SEC: 5 at Vanderbilt (01/23/21)
FT MADE
Season: 5 at Kentucky (02/09/21)
Career: 10 vs Green Bay (03/09/20)
SEC: 5 at Kentucky (02/09/21)
FT ATTEMPTED
Season: 7 at Vanderbilt (01/23/21)
Career: 15 vs Green Bay (03/09/20)
SEC: 7 at Vanderbilt (01/23/21)
REBOUNDS
Season: 7 vs Abilene Christian (12/22/20)
Career: 12 at Green Bay (01/31/20)
SEC: 5 at Tennessee (01/06/21)
ASSISTS
Season: 11 vs Central Arkansas (12/20/20)
Career: 11 vs Central Arkansas (12/20/20)
SEC: 10 vs Georgia (01/09/21)
STEALS
Season: 5 vs Auburn (01/20/21)
Career: 6 vs IUPUI (02/14/20)
SEC: 5 vs Auburn (01/20/21)
BLOCKED SHOTS
Season: 4 vs Alabama (02/24/21)
SEC: 4 vs Alabama (02/24/21)
SEC: 4 vs Alabama (02/24/21)
MINUTES
Season: 40:36 at Missouri (02/13/21)
Career: 40:36 at Missouri (02/13/21)
SEC: 40:36 at Missouri (02/13/21)

* - Granted medical redshirt in 2016-17 due to injury

JALEN TATE CAREER STATISTICS

Year	GP	GS	Min	Avg	FG	FGA	Pct	3FG	3FGA	Pct	FT	FTA	Pct	Off	Def	Tot	Avg	PF	FO	Ast	TO	Blk	Stl	Pts	Avg
2016-17 (NKU)*	8	8	150	18.8	14	34	.418	1	10	.100	8	24	.333	4	12	16	2.0	24	1	13	10	2	7	37	4.6
2017-18 (NKU)	32	31	731	22.8	71	151	.470	6	28	.214	35	55	.634	9	63	72	2.3	102	3	65	37	19	44	183	5.7
2018-19 (NKU)	31	23	837	27.0	159	295	.539	24	59	.407	83	136	.610	30	106	136	4.4	92	1	128	76	21	37	425	13.7
2019-20 (NKU)	22	20	666	30.3	112	231	.485	8	44	.182	73	108	.676	34	84	118	5.4	66	1	79	60	11	41	305	13.9
2020-21 (ARK)	23	23	689	30.0	100	193	.518	20	54	.370	37	57	.649	26	58	84	3.7	68	4	98	66	11	32	257	11.2
TOTAL	116	105	3073	26.5	456	904	.504	59	195	.303	236	380	.621	103	323	426	3.7	352	10	383	249	64	161	1207	10.4



KHALEEN "KK" ROBINSON

Fr. | 6'6" | 175

Little Rock, Ark. | Oak Hill Academy

12

@onekrob2

@khal2n

- Born Aug. 7, 2001 in Little Rock
- Parents: Kelvin and Rheagan Robinson
- Consensus 4-star ... 3x first team All-State (2x in Ark. and once in Va.)
- Among incoming Frosh: Rated 36th by 247Sports, 62nd by Rivals and 79th by ESPN
- If he could play with any former Razorback it would be Daniel Gafford

MADE THE DEPARTMENT'S HONOR ROLL (GPA BETWEEN 3.0-3.49) FOR FALL 2020

Had surgery to repair a one fracture on his right foot on Jan. 10, 2021 ... Will be out for rest of the season (at least four months)

2020-21 HIGHLIGHTS

- Scored 15 in collegiate debut (5-8 FG • 3-5 3PT) with three assists, three rebounds and a steal.

CAREER:	Double-figure Pts:.....	1
	20-pt gms:.....	-
	Gms with a 3PT FG:.....	2
	Gms with 3+ 3PT FG:.....	1
	Gms with 3+ Assists:.....	1

KHALEEN ROBINSON 2020-21 GAME STATS

Opponent	Date	GS	Min	FG	FGA	Pct	3FG	3A	Pct	FT	FTA	Pct	O	D	Tot	Avg	PF	FO	A	TO	Blk	Stl	Pts	Avg
MISSISSIPPI VALLEY	11/25/20	18	5	8	.625	3	5	.600	2	2	1.000	0	2	2	2.0	0	0	3	1	0	1	15	15.0	
NORTH TEXAS	11/28/20	6	0	1	.000	0	1	.000	2	2	1.000	0	0	0	1.0	1	0	0	0	0	0	2	8.5	
UT ARLINGTON	12/02/20	13	1	1	1.000	1	1	1.000	0	0	.000	0	0	0	0.7	5	1	1	0	0	0	3	6.7	
LIPSCOMB	12/05/20	21	2	6	.333	1	3	.333	0	0	.000	0	2	2	1.0	3	0	4	0	0	1	5	6.3	
SOUTHERN U.	12/09/20	14	0	4	.000	0	2	.000	1	2	.500	0	2	2	1.2	1	0	1	2	0	1	1	5.2	
CENTRAL ARKANSAS	12/12/20	2	0	0	.000	0	0	.000	0	0	.000	0	0	0	1.0	0	0	0	1	0	0	0	4.3	
ORAL ROBERTS	12/20/20	2	0	0	.000	0	0	.000	0	0	.000	0	1	1	1.0	2	0	0	0	1	0	0	3.7	
ABILENE CHRISTIAN	12/22/20	7	1	1	1.000	0	0	.000	1	2	.500	0	1	1	1.0	0	0	1	1	0	0	3	3.6	
at Auburn	12/30/20	2	0	0	.000	0	0	.000	0	0	.000	0	0	0	0.9	1	0	0	0	0	0	0	3.2	
MISSOURI	01/02/21	2	0	0	.000	0	0	.000	0	0	.000	0	0	0	0.8	1	0	0	0	0	0	0	2.9	
at Tennessee	01/06/21	5	0	0	.000	0	0	.000	0	0	.000	0	2	2	0.9	2	0	1	1	0	0	0	2.6	
GEORGIA	01/09/21	DNP-Inj																						
at LSU	01/13/21	DNP-Inj																						
at Alabama	01/16/21	DNP-Inj																						
AUBURN	01/20/21	DNP-Inj																						
at Vanderbilt	01/23/21	DNP-Inj																						
OLE MISS	01/27/21	DNP-Inj																						
at Oklahoma State	01/30/21	DNP-Inj																						
MISSISSIPPI STATE	02/02/21	DNP-Inj																						
at Kentucky	02/09/21	DNP-Inj																						
at Missouri	02/13/21	DNP-Inj																						
FLORIDA	02/16/21	DNP-Inj																						
ALABAMA	02/24/21	DNP-Inj																						
Totals		0	92	9	21	.429	5	12	.417	6	8	.750	0	10	10	0.9	16	1	11	6	1	3	29	2.6

PERSONAL BESTS

POINTS		
Season: 15	vs Mississippi Valley State (11/25/20)	
SEC: -		
FG MADE		
Season: 5	vs Mississippi Valley State (11/25/20)	
SEC: -		
FG ATTEMPTED		
Season: 8	vs Mississippi Valley State (11/25/20)	
SEC: -		
3-POINT FG MADE		
Season: 3	vs Mississippi Valley State (11/25/20)	
SEC: -		
3-PT FG ATTEMPTS		
Season: 5	vs Mississippi Valley State (11/25/20)	
SEC: -		
FT MADE		
Season: 2 (2x)	last vs North Texas (11/28/20)	
SEC: -		
FT ATTEMPTED		
Season: 2 (3x)	last vs Southern (12/09/20)	
SEC: -		
REBOUNDS		
Season: 3	vs Mississippi Valley State (11/25/20)	
SEC: 2	at Tennessee (01/06/21)	
ASSISTS		
Season: 4	vs Lipscomb (12/05/20)	
SEC: 1	at Tennessee (01/06/21)	
STEALS		
Season: 1	vs Mississippi Valley State (11/25/20)	
SEC: -		
BLOCKED SHOTS		
Season: 1	vs Oral Roberts (12/20/20)	
SEC: -		
MINUTES		
Season: 20:36	vs Mississippi Valley State (11/25/20)	
SEC: 4:52	at Tennessee (01/06/21)	

KHALEEN ROBINSON CAREER STATISTICS

Year	GP	GS	Min	Avg	FG	FGA	Pct	3FG	3FGA	Pct	FT	FTA	Pct	Off	Def	Tot	Avg	PF	FO	Asst	TO	Blk	Stl	Pts	Avg
2020-21	11	0	92	8.4	9	21	.429	5	12	.417	6	8	.750	0	10	10	0.9	16	1	11	6	1	3	29	2.6



ABAYOMI "BAYBE" IYIOLA

R-Jr. / F | 6-9 | 230
Atlanta, Ga. / Stetson Univ.

@abosticall
baybe_iyiola

• Played two seasons at Stetson University, transferring to Arkansas for the 2019-20 season ... Originally from Nigeria but played all four years of high school at Greenforest Academy ... Led the Hatters in both scoring (10.8 avg.) and rebounding (7.6 avg.) in 2018-19 and was named to the 2018 ASUN All-Freshman team.

- Had knee (right) surgery in the summer ... Began practicing with the team on Dec. 26.
- Officially came off the "IR" as he dressed for the Florida game (Feb. 16).

- Born: Jan. 20, 1998 in Ibadan, Nigeria
- Parents: Son of Lasidi and Alirat Iyiola
- Pronounced **ah-BAH-yum-Mee EE-EE-oh-la ... Goes by Baybe (pronounced Bay-bey)**
- In 2 yrs at Stetson, led the Hatters in scoring 10x and rebounding 38x
- Member of SAAC ... Had knee surgery in summer of 2020 and will be out until Jan. 2021

• **66 rebs to 400**
• **Led his team in Pts:..... 10**
• **Led his team in Rebs:..... 38**
• **CAREER: Double-figure Pts:..... 33**
• **20-pt gms:..... 3**
• **Double-figure Rebs:..... 14**
• **Games with 3+ Blks:..... 3**

DOUBLE-DOUBLES (12)

SOPHOMORE (8)			
11/11/18 • at Missouri State	14 pts	11 reb	
11/23/18 • VMI	^ 12 pts	13 reb	
11/26/18 • at Bethune-Cookman	^ 16 pts	10 reb	
12/05/18 • Western Illinois	22 pts	11 reb	
01/27/19 • Lipscomb	12 pts	10 reb	
02/02/19 • Kennesaw State	^ 15 pts	11 reb	
02/05/19 • at Liberty	^ 16 pts	12 reb	
02/26/19 • at North Florida	16 pts	13 reb	
^ - back-to-back games			

FRESHMAN (4)			
11/10/17 • Webber International	21 pts	13 reb	
01/13/18 • USC Upstate	12 pts	11 reb	
02/10/18 • at NJIT	12 pts	11 reb	
02/26/18 • at Lipscomb	18 pts	10 reb	

ABAYOMI IYIOLA 2020-21 GAME STATS

Opponent	Date	GS	Min	FG	FGA	Pct	3FG	3A	Pct	FT	FTA	Pct	O	D	Tot	Avg	PF	FO	A	TO	Blk	Stl	Pts	Avg
MISSISSIPPI VALLEY	11/25/20	DNP-Inj																						
NORTH TEXAS	1/28/20	DNP-Inj																						
UT ARLINGTON	12/02/20	DNP-Inj																						
LIPSCOMB	12/05/20	DNP-Inj																						
SOUTHERN U.	12/09/20	DNP-Inj																						
CENTRAL ARKANSAS	12/12/20	DNP-Inj																						
ORAL ROBERTS	12/20/20	DNP-Inj																						
ABILENE CHRISTIAN	12/22/20	DNP-Inj																						
at Auburn	12/30/20	DNP-Inj																						
MISSOURI	01/02/21	DNP-Inj																						
at Tennessee	01/06/21	DNP-Inj																						
GEORGIA	01/09/21	DNP-Inj																						
at LSU	01/13/21	DNP-Inj																						
at Alabama	01/16/21	DNP-Inj																						
AUBURN	01/20/21	DNP-Inj																						
at Vanderbilt	01/23/21	DNP-Inj																						
OLE MISS	01/27/21	DNP-Inj																						
at Oklahoma State	01/30/21	DNP-Inj																						
MISSISSIPPI STATE	02/02/21	DNP-Inj																						
at Kentucky	02/09/21	DNP-Inj																						
at Missouri	02/13/21	DNP-Inj																						
FLORIDA	02/16/21	DNP																						
ALABAMA	02/24/21	DNP																						
Totals	--																							

PERSONAL BESTS

POINTS

Season:
Career: 40 vs Florida Memorial (11/21/18)
SEC:

FG MADE

Season:
Career: 16 vs Florida Memorial (11/21/18)
SEC:

FG ATTEMPTED

Season:
Career: 23 at NC State (12/22/17)
SEC:

3-POINT FG MADE

Season:
Career: 5 (6x) last vs FGCU (03/01/19)
SEC:

3-PT FG ATTEMPTS

Season:
Career: 14 vs FGCU (03/01/19)
SEC:

FT MADE

Season:
Career: 6 (5x) last at North Florida (01/24/19)
SEC:

FT ATTEMPTED

Season:
Career: 9 vs Bethune-Cookman (11/30/17)
SEC:

REBOUNDS

Season:
Career: 14 vs Stetson (01/30/19)
SEC:

ASSISTS

Season:
Career: 10 at Kennesaw State (01/09/19)
SEC:

STEALS

Season:
Career: 5 (2x) at FGCU (02/02/19)
SEC:

BLOCKED SHOTS

Season:
Career: 3 (3x) last vs North Florida (02/20/19)
SEC:

MINUTES

Season:
Career: 46 vs Gardner-Webb (11/26/17)
SEC:

ABAYOMI IYIOLA CAREER STATISTICS

Year	GP	GS	Min	Avg	FG	FGA	Pct	3FG	3FGA	Pct	FT	FTA	Pct	Off	Def	Tot	Avg	PF	FO	Ast	TO	Blk	Stl	Pts	Avg
2017-18 (STET)	32	8	616	19.3	139	268	.519	0	3	.000	44	65	.677	77	122	199	6.2	97	3	5	35	21	16	322	10.1
2018-19 (STET)	31	31	709	22.9	135	279	.484	1	8	.125	63	86	.733	85	150	235	7.6	88	3	14	40	37	30	334	10.8
2019-20 - REDSHIRTED																									
2020-21 (ARK)																									
TOTAL	63	39	1325	21.0	274	547	.501	1	11	.091	107	151	.709	162	272	434	6.9	185	6	19	75	58	46	656	10.4



CONNOR VANOVER

R-So. | F | 7-3 | 247

Little Rock, Ark. | California

23

@Vanover_Connor

@cv_23

- Born: June 23, 1999 in Little Rock
- Parents: Chris and Robyn Vanover
- Mother played for UA women's basketball (1986-89) and led team in blocked shots 3x
- Has two older brothers, twins Brandon (7-0) and Justin (7-1)
- Rated the 44th-best "Sit-Out" Transfer in the Nation by ESPN.com

• Rated the 44th-best "Sit-Out" Transfer in the Nation by ESPN.com for the 2020-21 season.

• Played one season at Cal ... Averaged 12.8 points and 5.0 rebounds over his final 10 games ... Included in the 10-game span was a career-high 24 points versus Stanford and eight boards against Southern California ... Led the team with 35 blocked shots and shot 35.5 percent from 3-point range (27-of-76).

• Coach Musselman said his play at Auburn in the SEC opener was "his best overall game" ... Also praised for his effort in the win over Ole Miss

• Has only missed one free throw this season (his 20th attempt) and is 20-of-21 for the season.

• Had six blocks vs North Texas — In his last seven games, has 20 blocked shots (2.9 avg.)
5 vs Ole Miss • 5 at Ok State • 3 vs Miss State • 2 at UK • 2 at MIZ • 2 vs FLA • 1 vs Bama

• 3rd SEC / 34th NCAA in blocked shots (1.96) ... 24th in NCAA / 2nd SEC in total blocked shots (45)

• On a per 40 minute basis, averages 16.4 pts • 11.3 rebounds • 4.2 blocks

• Starting with SEC play, made just 4 of his first 21 (19%) from 3-point range ... **LAST 6 GMS: 7-of-18 (38.9%)**

2020-21 HIGHLIGHTS:

• Had a game-high 23 points — one shy of his career high — and tied a then career-high with eight rebounds ... Drained 4-of-5 from 3-point range and added three blocked shots ... 23 pts ties for 3rd-best production by a Razorback in his debut since 1980.

• Only scored six points, but had a **career-high 16 rebounds** and **tied his career-high with six blocked shots** ... Only Razorback on record to have as many as 16 rebounds and six blocked shots in a game ... Only SEC player to have 16 and 6 since in a game since Kentucky's Anthony Davis had 16 and 6 (ironically with just six points too) in the 2012 national championship game.

• Scored 12 points in just 12 minutes versus UT Arlington, making 5-of-6 shots, including 2-of-3 from 3-point range.

• Was just 2-of-8 from the field (all 3-pointers) versus Lipscomb but had a game-high nine rebounds with four blocked shots in just 15 minutes played.

• Only scored three points vs Southern (a 3-pointer) but had nine rebounds (all defensive) with three blocked shots and a **career-high three steals**.

• Had his second career double-digit rebound game with 10 versus Central Arkansas (nine defensive) ... Added nine points and two blocked shots.

• Pumped in 17 points, making 6-of-6 from the free throw line, at Auburn with five rebounds.

• Contributed 12 points and seven rebounds at Tennessee, making 5-of-9 FG and 1-of-3 3PT.

• In the win vs Ole Miss, only scored eight points, but effected the game in many ways ... Had a team-best seven rebounds (only had 10 in previous five games) and blocked five shots (only had five in his previous 10 games) ... **Played all 20 minutes of the second half** and 28:45 for the game (only played 40 total minutes his previous five games including 18 at Vandy).

• For the second straight game, had five blocked shots (all in the second half) at Oklahoma State.

• Led Arkansas with 13 points versus Mississippi State, adding eight rebounds, three blocked shots and two steals ... **Played all 20 minutes of the second half** with 11 points, six boards, both steals and all three blocked shots.

• Made four field goals and scored 12 points at Kentucky ... Sank 2-of-4 3-pointers and had two dunks ... Snapped an eight-game streak with no free throws by going 2-of-2 ... Recorded two blocked shots.

• Had 12 points and two blocked shots at Missouri ... Struggled early (zero stats in 4:07 playing time in the first half) ... Played 18:26 of the second half and scored all 12 of his points (5-of-6 shooting overall and 2-of-3 from 3-point range) with two assists.

• Led his team in Pts:	3
• Led his team in Rebs:	7
• CAREER: Double-figure Pts:	14
Double-figure rebs:	2
20-pt gms:	2
Gms with a 3 PT FG:	27
Gms with 3+ 3PT FG:	2
Gms with 3+ Blks:	11

PERSONAL BESTS

POINTS	
Season: 23	vs Mississippi Valley State (11/25/20)
Career: 24	at Stanford (03/07/19)
SEC: 17	at Auburn (12/30/20)

FG MADE	
Season: 8	vs Mississippi Valley State (11/25/20)
Career: 9	at Stanford (03/07/19)
SEC: 6	vs Mississippi State (02/02/21)

FG ATTEMPTED	
Season: 11 (4x)	last vs Mississippi State (02/02/21)
Career: 15	vs Washington (02/28/19)
SEC: 11 (3x)	last vs Mississippi State (02/02/21)

3-POINT FG MADE	
Season: 4	vs Mississippi Valley State (11/25/20)
Career: 5	at Stanford (03/07/19)
SEC: 2 (2x)	last at Missouri (02/13/21)

3-PT FG ATTEMPTS	
Season: 8	vs Lipscomb (12/05/20)
Career: 8	vs Lipscomb (12/05/20)
SEC: 6	at Auburn (12/30/20)

FT MADE	
Season: 6	at Auburn (12/30/20)
Career: 6	at Auburn (12/30/20)
SEC: 6	at Auburn (12/30/20)

FT ATTEMPTED	
Season: 6	at Auburn (12/30/20)
Career: 6	at Auburn (12/30/20)
SEC: 6	at Auburn (12/30/20)

REBOUNDS	
Season: 16	vs North Texas (11/28/20)
Career: 16	vs North Texas (11/28/20)
SEC: 8	vs Mississippi State (02/02/21)

ASSISTS	
Season: 2 (5x)	last at Missouri (02/13/21)
Career: 2 (7x)	last at Missouri (02/13/21)
SEC: 2 (2x)	last at Missouri (02/13/21)

STEALS	
Season: 3	vs Southern (12/09/20)
Career: 3	vs Southern (12/19/20)
SEC: 2 (2x)	last vs Mississippi State (02/02/21)

BLOCKED SHOTS	
Season: 6	vs North Texas (11/28/20)
Career: 6 (2x)	last vs North Texas (11/28/20)
SEC: 5	vs Ole Miss (01/27/21)

MINUTES	
Season: 34:05	vs North Texas (11/28/20)
Career: 34:05	vs North Texas (11/28/20)
SEC: 28:45	at Auburn (12/30/20)

CONNOR VANOVER 2020-21 GAME STATS

Opponent	Date	GS	Min	FG	FCA	Pct	3FG	3A	Pct	FT	FTA	Pct	O	D	Tot	Avg	PF	FO	A	TO	Blk	Stl	Pts	Avg	
MISSISSIPPI VALLEY	11/25/20		19	8	11	.727	4	5	.800	3	3	1.000	3	5	8	8.0	0	0	0	0	3	0	23	23.0	
NORTH TEXAS	11/28/20	*	34	3	4	.750	0	1	.000	0	0	.000	2	14	16	12.0	2	0	2	2	6	0	6	14.5	
UT ARLINGTON	12/02/20	*	12	5	6	.833	2	3	.667	0	0	.000	1	1	2	8.7	1	0	0	0	2	1	12	13.7	
LIPSCOMB	12/05/20	*	15	2	8	.250	2	8	.250	0	0	.000	0	9	9	8.8	0	0	1	0	4	1	6	11.8	
SOUTHERN U.	12/09/20	*	20	1	4	.250	1	3	.333	0	0	.000	0	9	9	8.8	1	0	0	0	3	3	3	10.0	
CENTRAL ARKANSAS	12/12/20	*	27	4	8	.500	1	2	.500	0	0	.000	1	9	10	9.0	1	0	0	1	2	0	9	9.8	
ORAL ROBERTS	12/20/20	*	9	1	5	.200	1	3	.333	0	0	.000	1	2	3	8.1	0	0	0	0	0	0	3	8.9	
ABILENE CHRISTIAN	12/22/20	*	26	2	5	.400	0	2	.000	3	3	1.000	1	3	4	7.6	2	0	2	1	0	0	7	8.6	
at Auburn	12/30/20	*	26	5	11	.455	1	6	.167	6	6	1.000	3	2	5	7.3	3	0	0	0	1	1	17	9.6	
MISSOURI	01/02/21	*	20	0	11	.000	0	5	.000	4	4	1.000	2	5	7	7.3	3	0	2	0	2	2	4	9.0	
at Tennessee	01/06/21	*	27	5	9	.556	1	3	.333	1	1	1.000	2	5	7	7.3	4	0	0	0	1	0	12	9.3	
GEORGIA	01/09/21	*	3	0	0	.000	0	0	.000	0	0	.000	1	1	2	6.8	0	0	0	1	0	0	0	8.5	
at LSU	01/13/21	*	8	1	3	.333	1	2	.500	0	0	.000	1	1	2	6.5	1	0	0	0	0	0	3	8.1	
at Alabama	01/16/21	*	2	0	0	.000	0	0	.000	0	0	.000	0	0	0	6.0	0	0	0	0	0	0	0	7.5	
AUBURN	01/20/21	*	9	1	3	.333	0	1	.000	0	0	.000	0	3	3	5.8	0	0	0	0	0	0	2	7.1	
at Vanderbilt	01/23/21	*	18	2	3	.667	1	2	.500	0	0	.000	0	3	3	5.6	0	0	1	1	1	0	5	7.0	
OLE MISS	01/27/21	*	29	4	8	.500	0	2	.000	0	0	.000	2	5	7	5.7	3	0	1	1	5	0	8	7.1	
at Oklahoma State	01/30/21	*	26	4	9	.444	1	4	.250	0	0	.000	1	3	4	5.6	1	0	0	3	5	1	9	7.2	
MISSISSIPPI STATE	02/02/21	*	29	6	11	.545	1	4	.250	0	0	.000	3	5	8	5.7	4	0	2	3	3	2	13	7.5	
at Kentucky	02/09/21	*	17	4	7	.571	2	4	.500	2	2	1.000	0	4	4	5.7	2	0	0	0	2	0	12	7.7	
at Missouri	02/13/21	*	25	5	7	.714	2	4	.500	0	0	.000	1	3	4	5.6	3	0	2	3	2	0	12	7.9	
FLORIDA	02/16/21	*	17	3	7	.429	1	2	.500	1	2	.500	2	1	3	5.5	3	0	0	1	2	1	8	7.9	
ALABAMA	02/24/21	*	10	1	3	.333	0	1	.000	0	0	.000	0	1	1	5.3	1	0	0	1	1	0	2	7.7	
Totals			21	428	67	143	.469	22	67	.328	20	21	.952	27	94	121	5.3	35	0	13	18	45	12	176	7.7

CONNOR VANOVER CAREER STATISTICS

Year	GP	GS	Min	Avg	FG	FGA	Pct	3FG	3FGA	Pct	FT	FTA	Pct	Off	Def	Tot	Avg	PF	FO	Ast	TO	Blk	Stl	Pts	Avg
2018-19 (CAL)	28	15	491	17.5	83	177	.469	27	76	.355	16	24	.667	21	62	83	3.0	38	2	5	18	35	7	209	7.5
2019-20 - REDSHIRTED																									
2020-21 (ARK)	23	21	428	18.6	67	143	.469	22	67	.328	20	21	.952	27	94	121	5.3	35	0	13	18	45	12	176	7.7
TOTAL	51	36	919	18.0	150	320	.469	49	143	.343	36	45	.800	48	156	204	4.0	73	2	18	36	80	19	385	7.5



ETHAN HENDERSON

Jr. | F | 6-8 | 210

Little Rock, Ark. | Parkview Magnet HS

24

@kvng44

@kvng44

- Born: Feb. 14, 2000 in Little Rock
- Parents: Eric and Eileen Henderson
- His ultimate pick-up game would be his team (with Kobe, LeBron, Shaq & Kyrie) vs. Stephen, Magic, Stockton, The Admiral & Kareem.
- If he could play with any former Razorback it would be Scottie Thurman.

- Has been productive in his limited playing time.
- On a per 40-minute basis, averages 8.3 points, 10.2 rebounds and 4.4 blocked shots.
- Of his six field goals made, three are dunks.
- Has seven blocked shots for the season — 5 in two games vs Alabama (3 there and 2 here)

2020-21 HIGHLIGHTS:

- Had a productive 15:31 minutes played at Alabama with four rebounds and a season-high three blocked shots.
- Also played well in the win over Alabama ... Had two points, two rebounds, an assist and two blocked shots in 7:33.

- Led the Razorbacks in Rebs:2
- Double-figure Pts:1

ETHAN HENDERSON 2020-21 GAME STATS

Opponent	Date	GS	Min	FG	FGA	Pct	3FG	3A	Pct	FT	FTA	Pct	O	D	Tot	Avg	PF	FO	A	TO	Blk	Stl	Pts	Avg
MISSISSIPPI VALLEY	11/25/20		7	1	1	1.000	0	0	.000	0	0	.000	2	1	3	3.0	1	0	0	0	1	0	2	2.0
NORTH TEXAS	1/28/20	DNP																						
UT ARLINGTON	12/02/20	DNP																						
LIPSCOMB	12/05/20		14	2	3	.667	0	0	.000	0	0	.000	1	3	4	3.5	1	0	0	0	1	0	4	3.0
SOUTHERN U.	12/09/20		5	0	0	.000	0	0	.000	0	0	.000	1	1	2	3.0	0	0	0	0	0	0	0	2.0
CENTRAL ARKANSAS	12/12/20	DNP																						
ORAL ROBERTS	12/20/20	DNP																						
ABILENE CHRISTIAN	12/22/20	DNP																						
at Auburn	12/30/20		1	0	0	.000	0	0	.000	0	0	.000	0	0	0	2.3	1	0	0	0	0	0	0	1.5
MISSOURI	01/02/21		3	0	0	.000	0	0	.000	1	2	.500	0	0	0	1.8	0	0	0	0	0	0	1	1.4
at Tennessee	01/06/21		3	0	0	.000	0	0	.000	0	0	.000	0	0	0	1.5	0	0	0	1	0	0	0	1.2
GEORGIA	01/09/21		2	1	1	1.000	0	0	.000	0	0	.000	1	0	1	1.4	0	0	0	0	0	0	2	1.3
at LSU	01/13/21		3	0	0	.000	0	0	.000	0	0	.000	0	0	0	1.3	1	0	0	0	0	0	0	1.1
at Alabama	01/16/21		15	1	2	.500	0	0	.000	0	0	.000	2	2	4	1.6	1	0	0	1	3	0	2	1.2
AUBURN	01/20/21		2	0	0	.000	0	0	.000	0	0	.000	0	0	0	1.4	1	0	0	0	0	0	0	1.1
at Vanderbilt	01/23/21	DNP																						
OLE MISS	01/27/21	DNP																						
at Oklahoma State	01/30/21	DNP																						
MISSISSIPPI STATE	02/02/21	0	0	0	0	.000	0	0	.000	0	0	.000	0	0	0	1.3	0	0	0	0	0	0	0	1.0
at Kentucky	02/09/21	DNP																						
at Missouri	02/13/21	DNP																						
FLORIDA	02/16/21	DNP																						
ALABAMA	02/24/21		8	1	1	1.000	0	0	.000	0	2	.000	1	1	2	1.3	0	0	1	0	2	0	2	1.1
Totals		0	63	6	8	.750	0	0	.000	1	4	.250	8	8	16	1.3	6	0	1	2	7	0	13	1.1

ETHAN HENDERSON CAREER STATISTICS

Year	GP	GS	Min	Avg	FG	FGA	Pct	3FG	3FGA	Pct	FT	FTA	Pct	Off	Def	Tot	Avg	PF	FO	Ass	TO	Blk	Stl	Pts	Avg
2018-19	12	0	51	4.3	5	10	.500	0	0	.000	1	3	.333	3	9	12	1.0	6	0	1	3	2	3	11	0.9
2019-20	20	6	184	9.2	12	21	.571	0	0	.000	7	17	.412	16	30	46	2.3	32	1	4	2	16	4	31	1.6
2020-21	12	0	63	5.3	6	8	.750	0	0	.000	1	4	.250	8	8	16	1.3	6	0	1	2	7	0	13	1.1
TOTAL	44	6	298	6.8	23	39	.590	0	0	.000	9	24	.375	27	47	74	1.7	44	1	6	7	25	7	55	1.3

PERSONAL BESTS

POINTS

Season: 4 vs Lipscomb (12/05/20)
Career: 10 vs LSU (03/04/20)
SEC: 10 vs LSU (03/04/20)

FG MADE

Season: 2 vs Lipscomb (12/05/20)
Career: 3 (3x) last vs LSU (03/04/20)
SEC: 3 (2x) last vs LSU (03/04/20)

FG ATTEMPTED

Season: 3 vs Lipscomb (12/05/20)
Career: 6 at Providence (03/19/19)
SEC: 4 at Florida (02/18/20)

3-POINT FG MADE

Career: ---

3-PT FG ATTEMPTS

Career: ---

FT MADE

Season: 1 vs Missouri (01/02/21)
Career: 4 vs LSU (03/04/20)
SEC: 4 vs LSU (03/04/20)

FT ATTEMPTED

Season: 3 vs Missouri (01/02/21)
Career: 9 vs LSU (03/04/20)
SEC: 9 vs LSU (03/04/20)

REBOUNDS

Season: 4 (2x) last at Alabama (01/16/21)
Career: 9 vs Tennessee (02/26/20)
SEC: 9 vs Tennessee (02/26/20)

ASSISTS

Season: 1 vs Alabama (02/24/21)
Career: 2 at Texas A&M (03/07/20)
SEC: 2 at Texas A&M (03/07/20)

STEALS

Season: -
Career: 2 at Tennessee (01/15/19)
SEC: 2 at Tennessee (01/15/19)

BLOCKED SHOTS

Season: 3 at Alabama (01/16/21)
Career: 4 at Texas A&M (03/07/20)
SEC: 4 at Texas A&M (03/07/20)

MINUTES

Season: 15:31 at Alabama (01/16/21)
Career: 29:53 vs Tennessee (02/26/20)
SEC: 29:53 vs Tennessee (02/26/20)

ARKANSAS RAZORBACKS

2020-21 COMBINED REPORT

RECORD:	OVERALL	HOME	AWAY	NEUTRAL
ALL GAMES	18-5	14-1	4-4	0-0
CONFERENCE	10-4	6-1	4-3	0-0
NON-CONFERENCE	8-1	8-0	0-1	0-0

#	Player	GP	GS	Min	Avg	• TOTAL •			• 3-PTS •			• REBOUNDS •				PF		FO		A				TO		Blk		Stl		Pts	
						FG	FGA	Pct	3FG	FGA	Pct	FT	FTA	Pct	Off																
5	Moses Moody	23	23	753	32.7	117	271	.432	41	110	.373	105	127	.827	46	83	129	5.6	51	0	39	37	15	25	380	16.5					
1	JD Notae	23	1	489	21.3	91	241	.378	38	115	.330	67	88	.761	11	56	67	2.9	33	1	43	43	9	27	287	12.5					
0	Justin Smith	19	19	560	29.5	94	185	.508	4	19	.211	31	53	.585	58	70	128	6.7	37	0	33	31	10	22	223	11.7					
11	Jalen Tate	23	23	689	30.0	100	193	.518	20	54	.370	37	57	.649	26	58	84	3.7	68	4	98	66	11	32	257	11.2					
3	Desi Sills	23	15	521	22.7	73	164	.445	20	64	.313	45	64	.703	19	51	70	3.0	41	0	38	25	6	26	211	9.2					
23	Connor Vanover	23	21	428	18.6	67	143	.469	22	67	.328	20	21	.952	27	94	121	5.3	35	0	13	18	45	12	176	7.7					
4	Davonte Davis	21	8	419	20.0	64	134	.478	2	7	.286	19	25	.760	24	51	75	3.6	46	0	34	27	3	22	149	7.1					
2	Vance Jackson Jr.	22	3	284	12.9	32	91	.352	21	61	.344	8	14	.571	10	43	53	2.4	19	0	16	13	2	8	93	4.2					
10	Jaylin Williams	21	2	313	14.9	25	51	.490	6	20	.300	21	27	.778	24	71	95	4.5	40	1	15	20	13	10	77	3.7					
12	Khalen Robinson	11	0	92	8.4	9	21	.429	5	12	.417	6	8	.750	0	10	10	0.9	16	1	11	6	1	3	29	2.6					
24	Ethan Henderson	12	0	63	5.3	6	8	.750	0	0	.000	1	4	.250	8	8	16	1.3	6	0	1	2	7	0	13	1.1					
33	Bryson Morehead	3	0	2	0.7	0	1	.000	0	1	.000	0	0	.000	0	0	0	0.0	0	0	0	0	0	0	0	0.0					
14	Brandon Kimble	4	0	5	1.3	0	0	.000	0	0	.000	0	0	.000	0	1	1	0.3	0	0	0	1	0	0	0	0.0					
13	Emeka Obukwelu	4	0	7	1.8	0	1	.000	0	1	.000	0	0	.000	0	1	1	0.3	0	0	1	0	0	0	0	0.0					
TEAM.....															34		43	77	3.3	0		7				0					
The Razorbacks...		23				678	1504	.451	179	531	.337	360	488	.738	287	640	927	40.3	392	7	342	296	122	187	1895	82.4					
Opponents.....		23				574	1389	.413	170	534	.318	291	422	.690	225	596	821	35.7	435	14	272	356	87	152	1609	70.0					

Team Statistics	ARK	OPP
SCORING	1895	1609
Points per game	82.4	70.0
Scoring margin	+12.4	-
FIELD GOALS-ATT	678-1504	574-1389
Field goal pct	.451	.413
3 POINT FG-ATT	179-531	170-534
3-point FG pct	.337	.318
3-pt FG made per game	7.8	7.4
FREE THROWS-ATT	360-488	291-422
Free throw pct	.738	.690
F-Throws made per game	15.7	12.7
REBOUNDS	927	821
Rebounds per game	40.3	35.7
Rebounding margin	+4.6	-
ASSISTS	342	272
Assists per game	14.9	11.8
TURNOVERS	296	356
Turnovers per game	12.9	15.5
Turnover margin	+2.6	-
Assist/turnover ratio	1.2	0.8
STEALS	187	152
Steals per game	8.1	6.6
BLOCKS	122	87
Blocks per game	5.3	3.8
ATTENDANCE	64022	20229
Home games-Avg/Game	15-4268	8-2529
Neutral site-Avg/Game	-	0-0

SCORE BY PERIODS:	1st	2nd	OT	Total
Arkansas	880	1002	13	1895
Opponents	778	823	8	1609

Date	Ark. Rank	Opponent	Result	Score	Attend
11/25/20		MISSISSIPPI VALLEY	W	142-62	# 4400
11/28/20		NORTH TEXAS	W	69-54	# 4400
12/02/20		UT ARLINGTON	W	72-60	# 4400
12/05/20		LIPSCOMB	W	86-50	4266
12/09/20		SOUTHERN U.	W	79-44	3256
12/12/20		CENTRAL ARKANSAS	W	100-75	4189
12/20/20		ORAL ROBERTS	W	87-76	4201
12/22/20		ABILENE CHRISTIAN	W	85-72	4110
* 12/30/20		at Auburn	W	97-85	1824
* 01/02/21		#12 MISSOURI	L	68-81	# 4400
* 01/06/21		at #9 Tennessee	L	74-79	4191
* 01/09/21		GEORGIA	W	99-69	# 4400
* 01/13/21		at LSU	L	76-92	2540
* 01/16/21		at #24 Alabama	L	59-90	2055
* 01/20/21		AUBURN	W	75-73	# 4400
* 01/23/21		at Vanderbilt	W	92-71	83
* 01/27/21		OLE MISS	W	74-59	# 4400
% 01/30/21		at Oklahoma State	L	77-81	3350
* 02/02/21		MISSISSIPPI STATE	W	61-45	# 4400
* 02/09/21		at Kentucky	W	81-80	3075
* 02/13/21		at #10 Missouri	WOT	86-81	3111
* 02/16/21	24/-	FLORIDA	W	75-64	# 4400
* 02/24/21	20/20	#6 ALABAMA	W	81-66	# 4400

* = SEC game % = SEC/Big 12 Challenge
 ^ = SEC Tournament (Nashville, Tenn.)
 # - Sellout

FALL ACADEMIC HONORS

AD's Honor Roll (3.50-3.99)	Departmental Honor Roll (3.00-3.49)	
Justin Smith	Brandon Kimble	Emeka Obukwelu
Moses Moody	Davonte Davis	Jaylin Williams
	Desi Sills	Khalen Robinson

ARKANSAS RAZORBACKS

2020-21 SEASON RESULTS & LEADERS

RECORD:	OVERALL	HOME	AWAY	NEUTRAL
ALL GAMES	18-5	14-1	4-4	0-0
CONFERENCE	10-4	6-1	4-3	0-0
NON-CONFERENCE	8-1	8-0	0-1	0-0

DATE	TIME (CT)	R	A	N	K	OPPONENT	TV	RESULT	ATTEND	RECORD	(SEC)	HIGH POINTS	HIGH REBOUNDS
11/25/20	6:30 pm	-	-			MISSISSIPPI VALLEY	SEC Network Plus	W 142-62	# 4400	1-0	--	(23)Connor Vanover	(10)Jaylin Williams
11/28/20	6:30 pm	-	-			NORTH TEXAS	SEC Network Plus	W 69-54	# 4400	2-0	--	(18)Justin Smith	(16)Connor Vanover
12/02/20	8:00 pm	-	-			UT ARLINGTON	SEC Network	W 72-60	# 4400	3-0	--	(24)Moses Moody (9)Justin Smith	(9)Moses Moody
12/05/20	4:00 pm	-	-			LIPSCOMB	SEC Network	W 86-50	4266	4-0	--	(18)Moses Moody	(9)Connor Vanover
12/09/20	7:00 pm	+	-			SOUTHERN U.	SEC Network Plus	W 79-44	3256	5-0	--	(14)Davonte Davis	(9)Connor Vanover
12/12/20	7:00 pm	-	-			CENTRAL ARKANSAS	SEC Network Alt.	W 100-75	4189	6-0	--	(22)JD Notae	(10)Connor Vanover
12/20/20	1:00 pm	-	-			ORAL ROBERTS	SEC Network	W 87-76	4201	7-0	--	(22)Justin Smith	(17)Justin Smith
12/22/20	4:00 pm	-	-			ABILENE CHRISTIAN	SEC Network	W 85-72	4110	8-0	--	(21)Moses Moody	(10)Justin Smith
12/30/20	6:00 pm	*	-			at Auburn	ESPN2	W 97-85	1824	9-0	1-0	(23)Desi Sills	(6)Desi Sills (6)Moses Moody
01/02/21	11:00 am	*	-		12/12	MISSOURI	CBS	68-81 L	# 4400	9-1	1-1	(19)JD Notae	(10)Moses Moody
01/06/21	7:00 pm	*	-		9/8	at Tennessee	ESPN2	74-79 L	4191	9-2	1-2	(19)JD Notae	(9)Vance Jackson Jr.
01/09/21	2:30 pm	*	-			GEORGIA	SEC Network	W 99-69	# 4400	10-2	2-2	(25)Moses Moody	(9)Jaylin Williams
01/13/21	6:00 pm	*	-			at LSU	ESPN2	76-92 L	2540	10-3	2-3	(22)JD Notae	(10)Jaylin Williams
01/16/21	2:30 pm	*	-		-/24	at Alabama	SEC Network	59-90 L	2055	10-4	2-4	(28)Moses Moody	(9)Moses Moody
01/20/21	8:00 pm	*	-			AUBURN	SEC Network	W 75-73	# 4400	11-4	3-4	(22)Desi Sills	(7)Jaylin Williams
01/23/21	12:00 pm	*	-			at Vanderbilt	SEC Network	W 92-71	83	12-4	4-4	(26)Moses Moody	(8)Moses Moody
01/27/21	7:30 pm	*	-			OLE MISS	SEC Network	W 74-59	# 4400	13-4	5-4	(19)JD Notae	(7)Connor Vanover
01/30/21	3:00 pm	%	-			at Oklahoma State	ESPN2	77-81 L	3350	13-5	--	(18)Justin Smith	(7)Justin Smith
02/02/21	8:00 pm	*	-			MISSISSIPPI STATE	SEC Network	W 61-45	# 4400	14-5	6-4	(13)Moses Moody (13)Connor Vanover	(10)Justin Smith
02/09/21	7:00 pm	*	-			at Kentucky	ESPN	W 81-80	3075	15-5	7-4	(15)Jalen Tate	(7)Moses Moody (7)Jaylin Williams
02/13/21	3:00 pm	*	-		10/10	at Missouri	ESPN2	(OT) W 86-81	3111	16.5	8-4	(19)Justin Smith	(6)Justin Smith
02/16/21	6:00 pm	*	24/-			FLORIDA	ESPN2	W 75-64	# 4400	17-5	9-4	(18)Davonte Davis	(10)Jaylin Williams
02/24/21	8:00 pm	*	20/20	6/7		ALABAMA	ESPN2	W 81-66	# 4400	185	10-4	(24)Moses Moody	(12)Justin Smith

Home Games in CAPS | * - Southeastern Conference game | % - Big 12/SEC Challenge | ^ - SEC Tournament (Nashville, Tenn. - Bridgestone Arena)

+ - game was added after Tulsa game (Dec. 10) was canceled due to Tulsa's COVID-19 protocols

- sellout due COVID-19 protocols, arena has limited capacity requirements

ATTENDANCE SUMMARY	GAMES	TOTALS	AVG/GAME
HOME	15	64022	4268
AWAY	8	20229	2529
NEUTRAL	0	0	0
TOTAL	23	84251	3663

ARKANSAS RAZORBACKS

2020-21 SEASON STATISTICS • ALL GAMES

RECORD:	OVERALL	HOME	AWAY	NEUTRAL
ALL GAMES	18-5	14-1	4-4	0-0
CONFERENCE	10-4	6-1	4-3	0-0
NON-CONFERENCE	8-1	8-0	0-1	0-0

##	Player	GP	GS	Min	Avg	• TOTAL •			• 3-PTS •			• REBOUNDS •			PF	FO	A	TO	Blk	St	Pts	Avg
						FG	FGA	Pct	3FG	FGA	Pct	FT	FTA	Pct								
5	Moses Moody	23	23	753	32.7	117	271	.432	41	110	.373	105	127	.827	46	83	129	5.6	51	0	380	16.5
1	JD Notae	23	1	489	21.3	91	241	.378	38	115	.330	67	88	.761	11	56	67	2.9	33	1	287	12.5
0	Justin Smith	19	19	560	29.5	94	185	.508	4	19	.211	31	53	.585	58	70	128	6.7	37	0	223	11.7
11	Jalen Tate	23	23	689	30.0	100	193	.518	20	54	.370	37	57	.649	26	58	84	3.7	68	4	257	11.2
3	Desi Sills	23	15	521	22.7	73	164	.445	20	64	.313	45	64	.703	19	51	70	3.0	41	0	211	9.2
23	Connor Vanover	23	21	428	18.6	67	143	.469	22	67	.328	20	21	.952	27	94	121	5.3	35	0	176	7.7
4	Davonte Davis	21	8	419	20.0	64	134	.478	2	7	.286	19	25	.760	24	51	75	3.6	46	0	149	7.1
2	Vance Jackson Jr.	22	3	284	12.9	32	91	.352	21	61	.344	8	14	.571	10	43	53	2.4	19	0	93	4.2
10	Jaylin Williams	21	2	313	14.9	25	51	.490	6	20	.300	21	27	.778	24	71	95	4.5	40	1	77	3.7
12	Khalen Robinson	11	0	92	8.4	9	21	.429	5	12	.417	6	8	.750	0	10	10	0.9	16	1	29	2.6
24	Ethan Henderson	12	0	63	5.3	6	8	.750	0	0	.000	1	4	.250	8	8	16	1.3	6	0	13	1.1
33	Bryson Morehead	3	0	2	0.7	0	1	.000	0	1	.000	0	0	.000	0	0	0	0.0	0	0	0	0.0
14	Brandon Kimble	4	0	5	1.3	0	0	.000	0	0	.000	0	0	.000	0	1	1	0.3	0	0	0	0.0
13	Emeka Obukwelu	4	0	7	1.8	0	1	.000	0	1	.000	0	0	.000	0	1	1	0.3	0	0	0	0.0
TEAM.....															34	43	77	3.3	0	7	0	
Arkansas.....				23		678	1504	.451	179	531	.337	360	488	.738	287	640	927	40.3	392	7	1895	82.4
Opponents.....				23		574	1389	.413	170	534	.318	291	422	.690	225	596	821	35.7	435	14	1609	70.0

SCORE BY PERIODS:	1st	2nd	OT	Total
Arkansas	880	1002	13	1895
Opponents	778	823	8	1609

DEADBALL REBOUNDS:	OFF	DEF	TOTAL
Arkansas	60	19	79
Opponents	62	11	73

ARKANSAS RAZORBACKS

2020-21 STATISTICS • SEC GAMES ONLY

RECORD:	OVERALL	HOME	AWAY
SEC ONLY	10-4	6-1	4-3

##	Player	GP	GS	Min	Avg	• TOTAL •			• 3-PTS •			• REBOUNDS •			PF	FO	A	TO	Blk	St	Pts	Avg
						FG	FGA	Pct	3FG	FGA	Pct	FT	FTA	Pct								
5	Moses Moody	14	14	486	34.7	66	174	.379	25	71	.352	71	83	.855	27	53	80	5.7	38	0	228	16.3
11	Jalen Tate	14	14	456	32.6	67	125	.536	13	36	.361	28	43	.651	11	36	47	3.4	47	4	175	12.5
1	JD Notae	14	1	286	20.4	49	137	.358	20	56	.357	42	55	.764	5	31	36	2.6	15	0	160	11.4
0	Justin Smith	10	10	296	29.6	45	80	.563	2	6	.333	13	23	.565	24	37	61	6.1	18	0	105	10.5
4	Davonte Davis	14	8	327	23.4	49	104	.471	1	5	.200	15	21	.714	16	39	55	3.9	33	0	114	8.1
3	Desi Sills	14	6	295	21.1	34	90	.378	8	33	.242	26	36	.722	9	26	35	2.5	25	0	102	7.3
23	Connor Vanover	14	13	240	17.1	37	83	.446	10	36	.278	14	15	.933	17	39	56	4.0	27	0	98	7.0
10	Jaylin Williams	14	2	237	16.9	20	39	.513	3	12	.250	17	21	.810	17	49	66	4.7	33	1	60	4.3
2	Vance Jackson Jr.	13	2	155	11.9	17	50	.340	12	32	.375	3	7	.429	4	25	29	2.2	10	0	49	3.8
24	Ethan Henderson	9	0	37	4.1	3	4	.750	0	0	.000	1	4	.250	4	3	7	0.8	4	0	7	0.8
14	Brandon Kimble	1	0	1	1.0	0	0	.000	0	0	.000	0	0	.000	0	0	0	0.0	0	0	0	0.0
13	Emeka Obukwelu	1	0	0	0.0	0	0	.000	0	0	.000	0	0	.000	0	0	0	0.0	0	0	0	0.0
12	Khalen Robinson	3	0	9	3.0	0	0	.000	0	0	.000	0	0	.000	0	2	2	0.7	4	0	0	0.0
33	Bryson Morehead	1	0	0	0.0	0	0	.000	0	0	.000	0	0	.000	0	0	0	0.0	0	0	0	0.0
TEAM.....															24	24	48	3.4	0	6	0	
Razorbacks.....				14		387	886	.437	94	287	.328	230	308	.747	158	364	522	37.3	254	5	1098	78.4
Opponents.....				14		363	831	.437	113	332	.340	196	284	.690	141	374	515	36.8	275	10	1035	73.9

SCORE BY PERIODS:	1st	2nd	OT	Total
Arkansas	497	588	13	1098
Opponents	500	527	8	1035

DEADBALL REBOUNDS:	OFF	DEF	TOTAL
Arkansas	39	10	49
Opponents	41	6	47

2020-21 RAZORBACK GAME-BY-GAME STATISTICS

Opponent	Date	Score	W/L	• TOTAL •			• 3-PTRS •			• REBOUNDS •				PF						Pts	Avg		
				FG	FGA	Pct	3FG	FGA	Pct	FT	FTA	Pct	Off		Def	Tot	Avg	A	TO			Blk	Stl
MISSISSIPPI VALLEY	11/25/20	142-62	W	48	86	.558	20	40	.500	26	33	.788	20	38	58	58.0	12	26	7	4	11	142	142.0
NORTH TEXAS	11/28/20	69-54	W	23	55	.418	6	22	.273	17	26	.654	12	28	40	49.0	14	10	16	8	9	69	105.5
UT ARLINGTON	12/02/20	72-60	W	25	62	.403	7	21	.333	15	19	.789	17	26	43	47.0	16	12	11	4	8	72	94.3
LIPSCOMB	12/05/20	86-50	W	33	66	.500	11	34	.324	9	12	.750	10	44	54	48.8	21	17	12	7	4	86	92.2
SOUTHERN U.	12/09/20	79-44	W	30	67	.448	11	33	.333	8	17	.471	13	33	46	48.2	10	16	12	8	8	79	89.6
CENTRAL ARKANSAS	12/12/20	100-75	W	40	76	.526	12	30	.400	8	9	.889	7	28	35	46.0	15	26	8	8	10	100	91.3
ORAL ROBERTS	12/20/20	87-76	W	32	77	.416	4	24	.167	19	27	.704	24	34	58	47.7	18	14	15	7	8	87	90.7
ABILENE CHRISTIAN	12/22/20	85-72	W	26	59	.441	9	25	.360	24	30	.800	14	25	39	46.6	18	15	13	5	6	85	90.0
at Auburn	12/30/20	97-85	W	32	65	.492	9	28	.321	24	31	.774	13	21	34	45.2	16	13	10	4	13	97	90.8
MISSOURI	01/02/21	68-81	L	19	71	.268	7	28	.250	23	34	.676	16	20	36	44.3	26	7	9	5	13	68	88.5
at Tennessee	01/06/21	74-79	L	29	55	.527	8	20	.400	8	10	.800	6	31	37	43.6	22	12	20	2	2	74	87.2
GEORGIA	01/09/21	99-69	W	36	69	.522	12	21	.571	15	18	.833	11	29	40	43.3	18	24	14	1	7	99	88.2
at LSU	01/13/21	76-92	L	26	76	.342	8	31	.258	16	20	.800	17	22	39	43.0	20	8	15	2	10	76	87.2
at Alabama	01/16/21	59-90	L	21	63	.333	4	17	.235	13	18	.722	10	26	36	42.5	15	8	18	5	9	59	85.2
AUBURN	01/20/21	75-73	W	30	65	.462	4	15	.267	11	15	.733	13	23	36	42.1	20	16	16	5	8	75	84.5
at Vanderbilt	01/23/21	92-71	W	36	63	.571	8	19	.421	12	19	.632	11	28	39	41.9	15	22	11	5	9	92	85.0
OLE MISS	01/27/21	74-59	W	26	54	.481	7	17	.412	15	21	.714	11	26	37	41.6	16	12	12	6	6	74	84.4
at Oklahoma State	01/30/21	77-81	L	34	70	.486	5	15	.333	4	7	.571	12	20	32	41.1	14	13	15	5	8	77	83.9
MISSISSIPPI STATE	02/02/21	61-45	W	23	64	.359	2	17	.118	13	14	.929	15	30	45	41.3	15	13	17	6	10	61	82.7
at Kentucky	02/09/21	81-80	W	27	62	.435	9	24	.375	18	23	.783	5	28	33	40.8	19	12	6	3	8	81	82.7
at Missouri	02/13/21	86-81	Wot	29	62	.468	8	21	.381	20	23	.870	8	26	34	40.5	21	18	13	6	6	86	82.8
FLORIDA	02/16/21	75-64	W	28	63	.444	4	15	.267	15	19	.789	13	24	37	40.4	13	13	13	5	10	75	82.5
ALABAMA	02/24/21	81-66	W	25	54	.463	4	14	.286	27	43	.628	9	30	39	40.3	18	15	13	11	4	81	82.4
Arkansas		1895		678	1504	.451	179	531	.337	360	488	.738	287	640	927	40.3	392	342	296	122	187	1895	82.4
Opponents		1609		574	1389	.413	170	534	.318	291	422	.690	225	596	821	35.7	435	272	356	87	152	1609	70.0

Games played: 23

Points/game: 82.4

FG Pct: 45.1

3FG Pct: 33.7

FT Pct: 73.8

Rebounds/game: 40.3

Assists/game: 14.9

Turnovers/game: 12.9

Assist/turnover ratio: 1.2

Steals/game: 8.1

Blocks/game: 5.3

2020-21 OPPONENT GAME-BY-GAME STATISTICS

				• TOTAL •			• 3-PTRS •						• REBOUNDS •										
Opponent	Date	Score	W/L	FG	FGA	Pct	3FG	FGA	Pct	FT	FTA	Pct	Off	Def	Tot	Avg	PF	A	TO	Blk	Stl	Pts	Avg
MISSISSIPPI VALLEY	11/25/20	142-62	W	23	72	.319	13	39	.333	3	6	.500	11	22	33	33.0	26	12	21	6	3	62	62.0
NORTH TEXAS	11/28/20	69-54	W	21	58	.362	2	13	.154	10	13	.769	10	26	36	34.5	17	10	16	2	5	54	58.0
UT ARLINGTON	12/02/20	72-60	W	21	54	.389	7	19	.368	11	16	.688	10	20	30	33.0	18	7	13	3	7	60	58.7
LIPSCOMB	12/05/20	86-50	W	15	59	.254	5	21	.238	15	27	.556	8	24	32	32.8	11	9	7	0	7	50	56.5
SOUTHERN U.	12/09/20	79-44	W	18	63	.286	1	13	.077	7	10	.700	10	29	39	34.0	21	5	15	0	6	44	54.0
CENTRAL ARKANSAS	12/12/20	100-75	W	28	66	.424	9	26	.346	10	12	.833	8	29	37	34.5	12	14	14	1	5	75	57.5
ORAL ROBERTS	12/20/20	87-76	W	25	64	.391	8	29	.276	18	24	.750	7	25	32	34.1	22	11	13	7	10	76	60.1
ABILENE CHRISTIAN	12/22/20	85-72	W	29	61	.475	5	22	.227	9	15	.600	8	20	28	33.4	19	13	12	4	3	72	61.6
at Auburn	12/30/20	97-85	W	28	54	.519	15	29	.517	14	24	.583	11	23	34	33.4	20	18	19	5	6	85	64.2
MISSOURI	01/02/21	68-81	L	24	51	.471	5	19	.263	28	39	.718	10	41	51	35.2	29	14	21	1	3	81	65.9
at Tennessee	01/06/21	74-79	L	27	60	.450	5	18	.278	20	26	.769	6	22	28	34.5	12	13	5	9	10	79	67.1
GEORGIA	01/09/21	99-69	W	27	63	.429	5	19	.263	10	13	.769	7	23	30	34.2	19	11	21	0	5	69	67.2
at LSU	01/13/21	76-92	L	34	65	.523	7	19	.368	17	24	.708	14	34	48	35.2	20	10	19	3	7	92	69.2
at Alabama	01/16/21	59-90	L	31	64	.484	15	36	.417	13	17	.765	9	34	43	35.8	16	18	14	4	12	90	70.6
AUBURN	01/20/21	75-73	W	25	58	.431	7	23	.304	16	24	.667	11	23	34	35.7	18	10	17	9	7	73	70.8
at Vanderbilt	01/23/21	92-71	W	26	58	.448	6	22	.273	13	19	.684	8	21	29	35.2	15	11	16	2	9	71	70.8
OLE MISS	01/27/21	74-59	W	25	57	.439	1	16	.063	8	12	.667	8	21	29	34.9	19	9	9	6	8	59	70.1
at Oklahoma State	01/30/21	77-81	L	31	61	.508	7	20	.350	12	15	.800	12	27	39	35.1	14	14	19	7	10	81	70.7
MISSISSIPPI STATE	02/02/21	61-45	W	15	49	.306	5	19	.263	10	18	.556	8	26	34	35.1	18	10	26	4	9	45	69.4
at Kentucky	02/09/21	81-80	W	25	61	.410	14	26	.538	16	25	.640	12	30	42	35.4	18	18	11	2	1	80	69.9
at Missouri	02/13/21	86-81	Wot	27	61	.443	13	32	.406	14	21	.667	12	27	39	35.6	20	15	16	3	6	81	70.4
FLORIDA	02/16/21	75-64	W	23	61	.377	4	21	.190	14	14	1.000	12	24	36	35.6	19	6	16	6	9	64	70.1
ALABAMA	02/24/21	81-66	W	26	69	.377	11	33	.333	3	8	.375	13	25	38	35.7	32	14	16	3	4	66	70.0
Opponents		1609		574	1389	.413	170	534	.318	291	422	.690	225	596	821	35.7	435	272	356	87	152	1609	70.0
Arkansas		1895		678	1504	.451	179	531	.337	360	488	.738	287	640	927	40.3	392	342	296	122	187	1895	82.4

Games played: 23

Points/game: 70.0

FG Pct: 41.3

3FG Pct: 31.8

FT Pct: 69.0

Rebounds/game: 35.7

Assists/game: 11.8

Turnovers/game: 15.5

Assist/turnover ratio: 0.8

Steals/game: 6.6

Blocks/game: 3.8

ARKANSAS RAZORBACKS

2020-21 GAME-BY-GAME POINTS-ASSISTS-REBOUNDS

Opponent	Date	Score	WL	0	1	2	3	4	5	10	11	12	13	14	22	23	24	33
MVSU	11/25/20	142-62	W	Smith	Notae	Jackson	Sills	Davis	Moody	Williams	Tate	Robinson	Obukwelu	Kimble	Iyola	Vanover	Henderson	Morehead
UNT	11/28/20	69-54	W	18-4-2	13-5-7	15-7-0	19-2-2	5-3-2	16-3-2	9-10-1	12-5-6	15-2-3	0-1-1	0-1-0	DNP-Inj	23-8-0	2-3-0	0-0-0
UTA	12/02/20	72-60	W	11-9-2	5-2-1	0-5-1	3-3-2	DNP	24-9-1	0-3-0	14-6-4	3-0-1	DNP	DNP	DNP-Inj	12-2-0	DNP	DNP
LIPS	12/05/20	86-50	W	9-6-0	12-4-1	10-3-1	6-4-2	4-3-1	18-8-3	6-7-1	6-4-3	5-2-4	0-0-0	0-0-0	DNP-Inj	6-9-1	4-4-0	DNP
SU	12/09/20	79-44	W	11-4-2	12-2-0	3-2-2	11-3-5	14-7-2	12-5-2	0-2-0	12-4-2	1-2-1	0-0-0	0-0-0	DNP-Inj	3-9-0	0-2-0	0-0-0
UCA	12/12/20	100-75	W	12-4-1	22-2-6	6-0-1	17-3-4	0-1-0	15-7-3	2-2-0	17-1-11	0-0-0	DNP	DNP	DNP-Inj	9-10-0	DNP	DNP
ORU	12/20/20	87-76	W	22-17-0	15-5-3	5-4-2	16-10-2	0-1-2	18-7-1	DNP	8-6-4	0-1-0	DNP	DNP	DNP-Inj	3-3-0	DNP	DNP
ACU	12/22/20	85-72	W	4-10-0	19-2-1	5-3-2	18-3-2	0-1-0	21-4-2	0-1-0	8-7-5	3-1-1	DNP	DNP	DNP-Inj	7-4-2	DNP	DNP
at AUB	12/30/20	97-85	W	4-4-1	21-3-2	0-2-1	23-6-2	4-1-1	16-6-1	0-2-1	12-3-4	0-0-0	DNP	DNP	DNP-Inj	17-5-0	0-0-0	DNP
MIZZOU	01/02/21	68-81	L	DNP-Inj	19-3-1	0-0-0	6-4-2	4-4-0	18-10-1	8-3-0	8-1-1	0-0-0	DNP	DNP	DNP-Inj	4-7-2	1-0-0	DNP
at UT	01/06/21	74-79	L	DNP-Inj	19-4-3	14-9-1	0-2-0	2-0-0	6-2-1	6-2-0	15-5-6	0-2-1	DNP	DNP	DNP-Inj	12-7-0	0-0-0	DNP
UGA	01/09/21	99-69	W	DNP-Inj	12-0-0	15-2-2	8-5-2	20-7-6	25-4-2	2-9-2	15-4-10	DNP-Inj	0-0-0	0-0-0	DNP-Inj	0-2-0	2-1-0	0-0-0
at LSU	01/13/21	76-92	L	DNP-Inj	22-5-1	2-7-1	14-4-0	4-3-2	18-6-2	7-10-1	6-1-1	DNP-Inj	DNP	DNP	DNP-Inj	3-2-0	0-0-0	DNP
at BAMA	01/16/21	59-90	L	5-1-1	5-1-0	1-2-0	3-2-1	5-6-1	28-9-1	0-2-1	10-4-3	DNP-Inj	DNP	DNP	DNP-Inj	0-0-0	2-4-0	DNP
AUB	01/20/21	75-73	W	10-5-2	2-1-0	3-0-1	22-3-2	10-4-2	5-5-2	7-7-2	14-4-5	DNP-Inj	DNP	DNP	DNP-Inj	2-3-0	0-0-0	DNP
at VANDY	01/23/21	92-71	W	12-7-2	5-5-2	6-3-1	7-3-4	6-2-1	26-8-2	0-1-1	25-5-8	DNP-Inj	DNP	DNP	DNP-Inj	5-3-1	DNP	DNP
OM	01/27/21	74-59	W	10-6-2	19-5-2	0-0-0	9-0-0	14-6-1	5-1-2	0-3-1	9-2-3	DNP-Inj	DNP	—	DNP-Inj	8-7-1	DNP	DNP
at OSU	01/30/21	77-81	L	18-7-4	13-3-2	0-0-0	5-4-2	12-4-1	17-4-1	0-4-1	3-0-2	DNP-Inj	DNP	—	DNP-Inj	9-4-0	DNP	DNP
MSU	02/02/21	61-45	W	10-10-1	9-3-2	0-0-0	0-1-0	10-8-2	13-7-1	0-0-0	6-3-5	DNP-Inj	DNP	—	DNP-Inj	13-8-2	0-0-0	DNP
at UK	02/09/21	81-80	W	9-4-3	11-2-2	5-3-0	2-0-1	4-2-3	14-7-0	9-7-0	15-4-3	DNP-Inj	DNP	—	DNP-Inj	12-4-0	DNP	DNP
at MIZZOU	02/13/21	86-81	WOT	19-6-3	2-1-0	3-1-0	8-4-2	8-4-3	16-5-1	4-2-3	14-4-4	DNP-Inj	DNP	—	DNP-Inj	12-4-2	DNP	DNP
UF	02/16/21	75-64	W	15-6-4	2-1-1	0-0-0	0-1-0	18-5-3	14-5-3	4-10-0	14-3-2	DNP-Inj	DNP	—	DNP	8-3-0	DNP	DNP
BAMA	02/24/21	81-66	W	11-12-2	12-2-3	DNP	0-0-0	5-3-1	24-5-4	13-8-0	12-4-4	DNP-Inj	DNP	—	DNP	2-1-0	2-2-1	DNP

ARKANSAS RAZORBACKS

2020-21 STARTING LINEUPS

Date	Opponent	1st SUB(S)	Outcome	RECORD BY LINEUP:	RECORD BY STARTER
Nov. 25	Miss Valley St	Tate Sills Moody Smith Jackson	Notae / Williams W, 142-62	Tate Sills Moody Smith Jackson	1-0 Tate 23 18-5
Nov. 28	North Texas	Tate Sills Moody Smith Vanover Robinson	W, 69-54	Tate Sills Moody Smith Vanover	10-1 Moody 23 18-5
Dec. 2	UT Arlington	Tate Sills Moody Smith Vanover Jackson	W, 72-60	Tate Sills Moody Davis Vanover	0-1 Vanover 21 17-4
Dec. 5	Lipscomb	Tate Sills Moody Smith Vanover Williams	W, 86-50	Tate Sills Moody Williams Vanover	0-1 Smith 19 17-2
Dec. 9	Southern	Tate Sills Moody Smith Vanover Notae	W, 79-44	Tate Davis Moody Jackson Vanover	2-0 Sills 15 11-4
Dec. 12	Central Arkansas	Tate Sills Moody Smith Vanover Notae	W, 100-75	Tate Sills Moody Smith Williams	0-1 Davis 7 6-1
Dec. 20	Oral Roberts	Tate Sills Moody Smith Vanover Notae	W, 87-76	Tate Notae Moody Smith Vanover	1-0 Jackson 3 2-1
Dec. 22	Abilene Christian	Tate Sills Moody Smith Vanover Notae	W, 85-72	Tate Davis Moody Smith Vanover	5-0 Williams 2 0-2
Dec. 30	at Auburn	Tate Sills Moody Smith Vanover Notae	W, 97-85		Notae 1 1-0
Jan. 2	Missouri	Tate Sills Moody Davis Vanover Notae / Williams	L, 68-81		
Jan. 6	at Tennessee	Tate Sills Moody Williams Vanover Jackson	L, 74-79		
Jan. 9	Georgia	Tate Davis Moody Jackson Vanover Williams	W, 99-69		
Jan. 13	at LSU	Tate Davis Moody Jackson Vanover Sills	L, 76-92		
Jan. 16	at Alabama	Tate Sills Moody Smith Williams Jackson	L, 59-90		
Jan. 20	Auburn	Tate Notae Moody Smith Vanover Davis	W, 75-73		
Jan. 23	at Vanderbilt	Tate Sills Moody Smith Vanover Williams / Davis	W, 92-71		
Jan. 27	Ole Miss	Tate Sills Moody Smith Vanover Davis / Williams	W, 74-59		
Jan. 30	at Oklahoma St.	Tate Sills Moody Smith Vanover Davis	L, 77-81		
Feb. 2	Mississippi State	Tate Davis Moody Smith Vanover Sills	W, 61-45		
Feb. 9	at Kentucky	Tate Davis Moody Smith Vanover Sills	W, 81-80		
Feb. 13	at Missouri	Tate Davis Moody Smith Vanover Sills / Notae	W, 86-81 (ot)		
Feb. 16	Florida	Tate Davis Moody Smith Vanover Williams / Sills	W, 75-64		
Feb. 24	Alabama	Tate Davis Moody Smith Vanover Williams	W, 81-66		

RECORD BY 1ST SUB		
(including ties)		
Notae	8	7-1
Williams	8	7-1
Sills	5	4-1
Davis	4	3-1
Jackson	3	1-2
Robinson	1	1-0

ARKANSAS RAZORBACKS

2020-21 SPECIALTY STATS (ARKANSAS/OPPONENT)

Opponent	Pts in Paint	Pts Off TO	2nd Chance	Fast Break	Bench	Ties	Lead Chng	Ark Largest Lead	Best Ark Run	Opp Largest Lead	Best Opp Run	Ark Led	Opp Led	Gm Tied
MISS VALLEY ST	56 / 16	43 / 5	32 / 9	24 / 15	67 / 17	0	2	80 2:08 2nd	28-0	1 19:20 1st	8-0	37:56	1:54	0:10
NORTH TEXAS	26 / 34	20 / 11	14 / 4	14 / 12	18 / 18	3	0	20 16:11 2nd	10-0	- - -	9-0	36:51	-	3:09
UT ARLINGTON	28 / 14	20 / 10	21 / 6	11 / 4	8 / 18	4	2	21 13:05 2nd	13-0	3 17:25 1st	6-0	35:30	2:27	2:03
LIPSCOMB	38 / 16	7 / 7	20 / 10	18 / 4	41 / 24	0	0	42 6:30 2nd	12-0	- - -	9-0	39:47	--	0:13
SOUTHERN	32 / 26	21 / 11	21 / 6	16 / 8	30 / 19	0	0	35 0:18 2nd	17-0	- - -	6-0	39:40	--	0:20
CENTRAL ARK.	54 / 32	13 / 11	6 / 10	24 / 19	30 / 29	1	1	26 1:30 2nd	12-0	10 11:35 1st	7-0	27:18	11:20	1:22
ORAL ROBERTS	56 / 22	19 / 21	22 / 6	15 / 11	20 / 15	2	6	11 0:37 2nd	10-0	12 19:43 2nd	8-0	17:17	20:20	2:23
ABILENE CHRISTIAN	24 / 40	10 / 10	15 / 9	11 / 8	27 / 35	0	1	22 3:33 1st	11-0	1 19:30 1st	6-0	39:16	0:14	--
at Auburn	36 / 20	27 / 11	16 / 14	22 / 20	25 / 29	2	2	12 0:01 2nd	10-0	1 16:00 1st	8-0	38:33	0:19	1:08
MISSOURI	22 / 34	15 / 9	11 / 9	13 / 9	28 / 10	3	2	2 9:16 1st	8-0	18 3:24 2nd	6-0	0:14	38:10	1:36
at Tennessee	36 / 36	4 / 19	2 / 6	8 / 9	35 / 22	5	5	7 9:23 1st	7-0	8 3:56 2nd	7-0	24:35	11:27	3:58
GEORGIA	34 / 38	25 / 8	9 / 6	29 / 18	24 / 18	3	7	35 6:00 2nd	12-0	5 18:33 1st	8-0	34:40	3:56	1:24
at LSU	34 / 48	18 / 18	21 / 25	14 / 12	43 / 10	1	1	4 18:53 1st	12-0	31 6:10 1st	18-0	2:49	36:34	0:37
at Alabama	30 / 28	6 / 16	11 / 12	8 / 20	13 / 38	1	1	2 19:42 1st	7-0	36 10:25 2nd	14-0	0:44	38:41	0:35
AUBURN	48 / 32	20 / 21	12 / 12	15 / 12	42 / 18	4	5	8 2:40 2nd	8-0	19 4:17 1st	9-0	10:47	25:17	3:56
at Vanderbilt	48 / 34	18 / 14	16 / 9	13 / 6	17 / 26	0	0	21 0:10 2nd	9-0	- - -	7-0	39:06	--	0:56
OLE MISS	34 / 24	15 / 15	14 / 11	10 / 8	33 / 11	3	2	20 10:06 2nd	9-0	4 15:54 1st	7-0	34:24	1:45	3:51
at Oklahoma St.	46 / 42	22 / 20	12 / 13	13 / 24	25 / 28	13	6	5 8:08 2nd	8-0	8 16:03 1st	8-0	5:38	25:46	8:32
MISSISSIPPI ST	34 / 12	25 / 4	14 / 8	16 / 4	9 / 19	2	2	19 1:06 2nd	12-0	13 9:09 1st	14-0	22:30	12:46	4:44
at Kentucky	32 / 20	12 / 4	6 / 11	15 / 11	27 / 19	6	13	12 6:11 2nd	11-0	6 16:19 1st	8-0	22:34	15:19	2:07
at Missouri	36 / 28	19 / 11	11 / 7	2 / 12	17 / 25	13	8	7 11:02 2nd	9-0	9 9:50 1st	8-0	16:43	21:53	6:23
FLORIDA	38 / 36	21 / 15	13 / 13	17 / 6	6 / 25	1	2	15 18:11 2nd	8-0	1 4:40 2nd	9-0	38:29	1:12	0:19
ALABAMA	36 / 28	17 / 17	10 / 9	10 / 10	27 / 24	4	6	16 5:22 2nd	11-0	6 18:08 2nd	10-0	31:55	5:10	2:55

RED INDICATES
LARGEST LEADS
IN LOSS

RED INDICATES
LARGEST DEFICITS
IN A WIN

DEFLECTIONS (Arkansas career Only)

Player	18-19	19-20	20-21	Career
Davis	-	-	103	103
Henderson	7	30	9	46
Iyiola	-	-	-	-
Jackson	-	-	24	24
Moody	-	-	104	104
Notae	-	-	74	74
Robinson	-	-	4	4
Sills	60	82	88	230
Smith	-	-	89	89
Tate	-	-	92	92
Vanover	-	-	86	86
Williams	-	-	61	61

MOST IN A GAME 2020-21:

- 15 Smith (FLA)
- 14 Smith (UNT)
- 11 Moody (UGA • @ MIZ)
- 10 Vanover (UNT • SOU) — Sills (UTA • UCA)
- Davis (@AUB • UGA) — Moody (MSU) — Tate (MSU)
- 9 Sills (MVSU • @AUB) — Davis (MIZ • @ LSU)
- Williams (AUB) — Tate (AUB • @ VAN) — Vanover (LIP)

CHARGES DRAWN (Arkansas career Only)

Player	18-19	19-20	20-21	Career
Davis	-	-	1	1
Henderson	0	1	0	1
Iyiola	-	-	-	-
Jackson	-	-	2	2
Moody	-	-	6	6
Notae	-	-	3	3
Robinson	-	-	2	2
Sills	3	5	5	13
Smith	-	-	2	2
Tate	-	-	8	8
Vanover	-	-	0	0
Williams	-	-	13	13

DUNKS (Arkansas career Only)

Player	18-19	19-20	20-21	Career
Davis	-	-	1	1
Henderson	2	7	3	12
Iyiola	-	-	-	-
Jackson	-	-	1	1
Moody	-	-	9	9
Notae	-	-	1	1
Robinson	-	-	0	0
Sills	1	2	4	7
Smith	-	-	23	23
Tate	-	-	5	5
Vanover	-	-	20	20
Williams	-	-	2	2

ARKANSAS RAZORBACKS

2020-21 GAME HIGHS IN...

Opponent	DATE	SCORE	RESULT	POINTS	REBOUNDS	ASSISTS	STEALS	BLOCKED SHOTS
MISSISSIPPI VALLEY	11/25/20	142-62	W	23-Connor Vanover	10-Jaylin Williams	7-JD Notae	3-Desi Sills Moses Moody Justin Smith	3-Connor Vanover
NORTH TEXAS	11/28/20	69-54	W	18-Justin Smith	16-Connor Vanover	3-JD Notae	3-Justin Smith Moses Moody	6-Connor Vanover
UT ARLINGTON	12/02/20	72-60	W	24-Moses Moody	9-Justin Smith Moses Moody	4-Jalen Tate	4-Desi Sills	2-Connor Vanover
LIPSCOMB	12/05/20	86-50	W	18-Moses Moody	9-Connor Vanover	4-Khalen Robinson	1-Connor Vanover Khalen Robinson Moses Moody Davonte Davis	4-Connor Vanover
SOUTHERN U.	12/09/20	79-44	W	14-Davonte Davis	9-Connor Vanover	5-Desi Sills	3-Connor Vanover	3-Connor Vanover
CENTRAL ARKANSAS	12/12/20	100-75	W	22-JD Notae	10-Connor Vanover	11-Jalen Tate	3-JD Notae Desi Sills	2-Justin Smith Connor Vanover
ORAL ROBERTS	12/20/20	87-76	W	22-Justin Smith	17-Justin Smith	4-Jalen Tate	2-Justin Smith	3-JD Notae
ABILENE CHRISTIAN	12/22/20	85-72	W	21-Moses Moody	10-Justin Smith	5-Jalen Tate	2-Desi Sills	2-Vance Jackson Jr. Moses Moody
at Auburn	12/30/20	97-85	W	23-Desi Sills	6-Moses Moody Desi Sills	4-Jalen Tate	4-JD Notae	2-JD Notae
MISSOURI	01/02/21	68-81	L	19-JD Notae	10-Moses Moody	2-Desi Sills Connor Vanover	3-Davonte Davis Desi Sills	2-Jaylin Williams Connor Vanover
at Tennessee	01/06/21	74-79	L	19-JD Notae	9-Vance Jackson Jr.	6-Jalen Tate	1-Jalen Tate Davonte Davis	1-Connor Vanover Jaylin Williams
GEORGIA	01/09/21	99-69	W	25-Moses Moody	9-Jaylin Williams	10-Jalen Tate	2-Davonte Davis Jalen Tate	1-Jaylin Williams
at LSU	01/13/21	76-92	L	22-JD Notae	10-Jaylin Williams	2-Davonte Davis Moses Moody	3-JD Notae	1-Davonte Davis Jaylin Williams
at Alabama	01/16/21	59-90	L	28-Moses Moody	9-Moses Moody	3-Jalen Tate	3-Vance Jackson Jr.	3-Ethan Henderson
AUBURN	01/20/21	75-73	W	22-Desi Sills	7-Jaylin Williams	5-Jalen Tate	4-Jalen Tate	2-Jaylin Williams
at Vanderbilt	01/23/21	92-71	W	26-Moses Moody	8-Moses Moody	8-Jalen Tate	4-Jalen Tate	1-Davonte Davis Connor Vanover Justin Smith Moses Moody Jalen Tate
OLE MISS	01/27/21	74-59	W	19-JD Notae	7-Connor Vanover	3-Jalen Tate	2-Davonte Davis Jalen Tate	5-Connor Vanover
at Oklahoma State	01/30/21	77-81	L	18-Justin Smith	7-Justin Smith	4-Justin Smith	3-Davonte Davis	5-Connor Vanover
MISSISSIPPI STATE	02/02/21	61-45	W	13-Connor Vanover Moses Moody	10-Justin Smith	5-Jalen Tate	3-Jalen Tate	3-Connor Vanover
at Kentucky	02/09/21	81-80	W	15-Jalen Tate	7-Jaylin Williams Moses Moody	3-Davonte Davis Justin Smith Jalen Tate	2-Davonte Davis Justin Smith	2-Connor Vanover
at Missouri	02/13/21	86-81	WOT	19-Justin Smith	6-Justin Smith	4-Jalen Tate	2-Moses Moody Justin Smith	2-Moses Moody Connor Vanover
FLORIDA	02/16/21	75-64	W	18-Davonte Davis	10-Jaylin Williams	4-Justin Smith	5-Justin Smith	2-Connor Vanover Justin Smith
ALABAMA	02/24/21	81-66	W	24-Moses Moody	12-Justin Smith	4-Jalen Tate Moses Moody	2-JD Notae	4-Jalen Tate

LED TEAM IN POINTS (including ties)	
Moody	8
Notae	5
Smith	4
Sills	2
Vanover	2
Tate	1
Davis	2

LED TEAM IN REBS (including ties)	
Smith	7
Moody	6
Williams	6
Vanover	5
Jackson	1
Sills	1

LED TEAM IN ASSISTS (including ties)	
Tate	15
Smith	3
Notae	2
Sills	2
Davis	2
Moody	2
Vanover	1
Robinson	1

LED TEAM IN STEALS (including ties)	
Davis	7
Sills	6
Tate	6
Moody	4
Smith	4
Notae	4
Vanover	2
Smith	2
Jackson	1
Robinson	1

LED TEAM IN BLKS (including ties)	
Vanover	15
Williams	5
Moody	3
Smith	3
Notae	2
Davis	2
Tate	2
Jackson	1
Henderson	1

GAME 1				62		Mississippi Valley State 30 32		62		142			
				62		ARKANSAS		61 81		142			
Nov. 26, 2020 • Fayetteville, Ark. • Bud Walton Arena													

Mississippi Valley 62 • 0-1

#	Player	Total		3-Ptr		Rebounds			PF	TP	A	TO	Blk	Stl	Min
		FG-FGA	FT-FTA	FG-FGA	FT-FTA	Off	Def	Tot							
13	Ronald Williams	f	0-1	0-0	0-0	1	3	4	5	0	0	2	0	0	11
00	Treylen Smith	g	3-9	1-3	0-0	1	1	2	4	7	1	3	2	0	15
02	Kam'Ron Cunningham	g	5-17	3-9	0-2	1	1	2	1	13	2	5	0	0	37
03	Caleb Hunter	g	3-9	3-5	1-2	2	1	3	4	10	1	2	1	0	28
11	Terry Collins	g	6-18	3-12	0-0	1	1	2	2	15	3	6	1	2	36
01	Alexander Perry		2-7	1-4	2-2	1	4	5	2	7	3	1	1	0	26
10	Devin Gordon		4-9	2-6	0-0	2	2	4	4	10	0	1	0	0	23
21	Quoiren Walden		0-1	0-0	0-0	1	1	2	1	0	1	0	1	1	9
23	Donalson Fanord		0-1	0-0	0-0	1	4	5	3	0	1	1	0	0	15
Team						0	4	4							
Totals			23-72	13-39	3-6	11	22	33	26	62	12	21	6	3	200
FG % 1st Half:		11-38	28.9%	2nd half:	12-34	35.3%	Game:	23-72	31.9%	Deadball Rebounds					
3FG % 1st Half:		8-22	36.4%	2nd half:	5-17	29.4%	Game:	13-39	33.3%						
FT % 1st Half:		0-1	0.0%	2nd half:	3-5	60.0%	Game:	3-6	50.0%						

Arkansas 142 • 1-0

#	Player	Total		3-Ptr		Rebounds			PF	TP	A	TO	Blk	Stl	Min
		FG-FGA	FT-FTA	FG-FGA	FT-FTA	Off	Def	Tot							
00	Justin Smith	f	6-9	0-0	1-3	3	1	4	0	13	2	0	0	3	20
02	Vance Jackson Jr.	f	5-9	4-6	1-1	2	5	7	0	15	0	1	0	0	15
11	Jalen Tate	f	4-7	2-3	2-3	1	4	5	3	12	6	2	0	1	17
03	Desi Sills	g	8-10	2-3	1-1	1	1	2	0	19	2	0	0	3	19
05	Moses Moody	g	3-12	1-6	9-10	2	1	3	3	16	2	0	0	3	24
01	JD Notae		3-7	2-5	5-8	2	3	5	4	13	7	1	0	0	24
04	Davonte Davis		2-5	0-1	1-1	1	2	3	1	5	2	1	0	0	12
10	Jaylin Williams		3-5	2-4	1-1	2	8	10	0	9	1	1	0	0	20
12	Khalen Robinson		5-8	3-5	2-2	0	2	2	0	15	3	1	0	1	18
13	Emeka Obukwelu		0-1	0-1	0-0	0	1	1	0	0	1	0	0	0	3
14	Brandon Kimble		0-0	0-0	0-0	0	1	1	0	0	0	0	0	0	1
23	Connor Vanover		8-11	4-5	3-3	3	5	8	0	23	0	0	3	0	19
24	Ethan Henderson		1-1	0-0	0-0	2	1	3	1	2	0	0	1	0	7
33	Bryson Morehead		0-1	0-1	0-0	0	0	0	0	0	0	0	0	0	1
Team						1	3	4							
Totals			48-86	20-40	26-33	20	38	58	12	142	26	7	4	11	200
FG % 1st Half:		22-39	56.4%	2nd half:	26-47	55.3%	Game:	48-86	55.8%	Deadball Rebounds					
3FG % 1st Half:		12-19	63.2%	2nd half:	8-21	38.1%	Game:	20-40	50.0%						
FT % 1st Half:		5-10	50.0%	2nd half:	21-23	91.3%	Game:	26-33	78.8%						

Officials: Michael Swaboda, Matt Jarman, K.B. Burdette Jr.
Technical fouls: Mississippi Valley-None. Arkansas-None.
Attendance: 4400

Score by periods	1st	2nd	Total
Mississippi Valley	30	32	62
Arkansas	61	81	142

Last FG - MVSU 2nd-01:37, ARK 2nd-01:03.
Largest lead - MVSU by 1 1st-19:20, ARK by 80 2nd-02:08.
MVSU led for 01:54. ARK led for 37:56. Game was tied for 00:10.

GAME 3						60		Mississippi Valley State 33 27		60		72			
								ARKANSAS		44 28		72			
Dec. 2, 2020 • Fayetteville, Ark. • Bud Walton Arena															

UT Arlington 60 • 1-3

#	Player	Total		3-Ptr		Rebounds			PF	TP	A	TO	Blk	Stl	Min
		FG-FGA	FT-FTA	FG-FGA	FT-FTA	Off	Def	Tot							
10	Fredelin De La Cruz	f	5-8	1-1	0-1	4	2	6	1	11	0	2	1	1	14
23	Patrick Mwamba	f	0-4	0-2	0-0	1	3	4	2	0	0	0	1	1	16
04	David Azore	g	2-4	1-1	0-0	0	1	1	3	5	0	1	0	1	16
13	Shahada Wells	g	6-11	3-4	2-4	1	2	3	2	17	3	3	0	1	28
20	Nicolas Elame	g	4-14	0-1	1-2	0	0	0	1	9	3	2	0	1	33
01	Sam Griffin		2-5	0-2	4-4	0	2	2	0	8	0	1	0	1	18
02	Jordan Phillips		1-1	1-1	0-0	0	0	0	2	3	1	1	0	0	11
03	Carson Bischoff		1-4	1-4	0-0	0	2	2	1	3	0	0	0	0	12
05	Brandyn Talbot		0-2	0-2	0-1	0	1	1	1	0	0	0	0	0	9
12	Lazaro Rojas		0-0	0-0	2-2	0	1	1	1	2	2	0	0	0	8
14	Davis Steelman		0-0	0-0	0-0	1	2	3	1	0	0	0	0	0	7
21	Tre Jones		0-0	0-0	0-0	0	1	1	1	0	0	1	1	0	11
35	McKade Marquis		0-0	0-0	0-0	0	0	0	0	0	0	0	0	0	1
33	Grayson Carter		0-1	0-1	2-2	2	0	2	1	2	0	1	0	0	16
Team						1	3	4							
Totals			21-54	7-19	11-16	10	20	30	18	60	7	13	3	7	200
FG % 1st Half:		12-31	38.7%	2nd half:	9-23	39.1%	Game:	21-54	38.9%	Deadball Rebounds					
3FG % 1st Half:		3-9	33.3%	2nd half:	4-10	40.0%	Game:	7-19	36.8%						
FT % 1st Half:		6-9	66.7%	2nd half:	5-7	71.4%	Game:	11-16	68.8%						

Arkansas 72 • 3-0

#	Player	Total		3-Ptr		Rebounds			PF	TP	A	TO	Blk	Stl	Min
		FG-FGA	FT-FTA	FG-FGA	FT-FTA	Off	Def	Tot							
00	Justin Smith	f	4-15	0-2	3-4	6	3	9	3	11	2	2	0	1	35
11	Jalen Tate	f	6-12	1-3	1-1	3	3	6	2	14	4	1	1	1	33
23	Connor Vanover	f	5-6	2-3	0-0	1	1	2	1	12	0	0	2	1	12
03	Desi Sills	g	1-6	0-3	1-2	1	2	3	2	3	2	1	0	4	31
05	Moses Moody	g	7-12	2-3	8-10	3	6	9	3	24	1	2	0	0	32
01	JD Notae		1-5	1-3	2-2	0	2	2	0	5	1	1	0	0	12
02	Vance Jackson Jr.		0-5	0-3	0-0	1	4	5	0	0	1	3	0	0	20
10	Jaylin Williams		0-0	0-0	0-0	1	2	3	0	0	0	1	1	1	12
12	Khalen Robinson		1-1	1-1	0-0	0	0	0	5	3	1	0	0	0	13
Team						1	3	4							
Totals			25-62	7-21	15-19	17	26	43	16	72	12	11	4	8	200
FG % 1st Half:		15-32	46.9%	2nd half:	10-30	33.3%	Game:	25-62	40.3%	Deadball Rebounds					
3FG % 1st Half:		6-14	42.9%	2nd half:	1-7	14.3%	Game:	7-21	33.3%						
FT % 1st Half:		8-10	80.0%	2nd half:	7-9	77.8%	Game:	15-19	78.9%						

Officials: Hunter Allen, Brian O'Connell, Don Dailly
Technical fouls: UT Arlington-TEAM. Arkansas-None.
Attendance: 4400

Score by periods	1st	2nd	Total
UT Arlington	33	27	60
Arkansas	44	28	72

Last FG - UTA 2nd-00:18, ARK 2nd-00:39.
Largest lead - UTA by 3 1st-17:25, ARK by 21 2nd-13:05.
UTA led for 02:27. ARK led for 35:30. Game was tied for 02:03.

GAME 2			54	North Texas	27	27	54	69	
	ARKANSAS			38	31	69			
	Nov. 28, 2020 • Fayetteville, Ark. • Bud Walton Arena								

North Texas 54 • 1-1

#	Player		Total		3-Ptr	Rebounds			PF	TP	A	TO	Blk	Stl	Min
			FG-FGA	FG-FGA	FT-FTA	Off	Def	Tot							
13	Thomas Bell	f	4-8	0-1	0-0	0	3	3	2	8	1	3	0	0	17
24	Zachary Simmons	f	5-10	0-1	0-0	1	6	7	3	10	2	3	1	0	28
00	James Reese	g	2-12	1-5	0-0	2	3	5	0	5	1	1	0	0	33
01	Mardrez McBride	g	2-6	0-2	4-4	1	6	7	1	8	1	2	1	0	30
03	Javion Hamlet	g	1-4	0-0	3-4	1	2	3	3	5	4	2	0	1	30
04	Jalen Jackson		3-6	0-1	0-0	0	2	2	0	6	1	1	0	0	16
11	JJ Murray		0-0	0-0	0-0	0	0	0	0	0	0	0	0	0	1
15	Rubin Jones		0-3	0-2	0-2	2	0	2	4	0	0	3	0	1	22
22	Larry Wise		0-2	0-0	0-0	1	1	2	2	0	0	1	0	0	8
34	Terence Lewis II		4-7	1-1	3-3	2	2	4	2	12	0	0	0	3	15
Team						0	1	1							
Totals			21-58	2-13	10-13	10	26	36	17	54	10	16	2	5	200
FG % 1st Half: 11-30			36.7%	2nd half: 10-28	35.7%	Game: 21-58			36.2%	Deadball Rebound 2					
3FG % 1st Half: 1-6			16.7%	2nd half: 1-7	14.3%	Game: 2-13			15.4%						
FT % 1st Half: 4-4			100.0%	2nd half: 6-9	66.7%	Game: 10-13			76.9%						

GAME 5		44 SOUTHERN ARKANSAS		20 24 44 79		Dec. 9, 2020 • Fayetteville, Ark. • Bud Walton Arena			

Southern U. 44 • 0-3

#	Player	Total		3-Ptr		Rebounds			PF	TP	A	TO	Blk	Stl	Min
		FG-FGA	FG-FGA	FT-FTA	FT-FTA	Off	Def	Tot							
40	Damiree Burns	f	4-11	0-1	0-0	2	3	5	1	8	0	1	0	0	21
35	Kirk Parker	c	0-4	0-0	0-0	2	2	4	0	0	0	1	0	0	12
01	Ahsante Shivers	g	0-9	0-5	0-0	1	3	4	1	0	0	1	0	2	39
05	Jayden Saddler	g	4-8	1-1	0-0	1	5	6	2	9	1	4	0	1	31
20	Lamarcus Lee	g	4-9	0-4	0-0	1	2	3	1	8	0	2	0	1	27
00	Terrell Williams	g	0-0	0-0	0-0	0	1	1	0	0	0	0	0	0	7
02	Harrison Henderson	g	0-1	0-0	0-0	0	1	1	0	0	0	0	0	0	4
04	Isalah Rollins	g	0-0	0-0	0-0	0	0	0	0	0	1	1	0	0	4
10	Delor Johnson	g	2-5	0-0	4-4	0	2	2	0	8	0	0	0	1	13
11	DeSean Woods	g	0-2	0-0	0-0	0	1	1	5	0	2	2	0	0	9
13	Micha Bradford	g	0-1	0-0	0-0	0	0	0	2	0	0	0	0	0	2
22	Andre Allen	g	3-5	0-0	1-2	1	2	3	4	7	0	1	0	1	12
23	James Edwards	g	0-0	0-0	0-0	0	1	1	1	0	0	1	0	0	2
24	Andre Toure	g	0-2	0-0	0-0	0	0	0	1	0	1	0	0	0	5
25	Samkelo Cele	g	0-3	0-0	0-0	0	4	4	0	0	0	0	0	0	13
32	Jamarcus Jones	g	1-3	0-0	2-4	0	0	0	2	4	0	0	0	0	9
Team						2	2	4				1			
Totals			18-63	1-13	7-10	10	29	39	21	44	5	15	0	6	200
FG % 1st Half:		9-33	27.3%	2nd half:	9-30	30.0%	Game:		18-63	28.6%	Deadball				
3FG % 1st Half:		1-8	12.5%	2nd half:	0-5	0.0%	Game:		1-13	7.7%	Rebounds				
FT % 1st Half:		1-2	50.0%	2nd half:	6-8	75.0%	Game:		7-10	70.0%	3				

Arkansas 79 • 5-0

#	Player	Total		3-Ptr		Rebounds			PF	TP	A	TO	Blk	Stl	Min
		FG-FGA	FG-FGA	FT-FTA	FT-FTA	Off	Def	Tot							
00	Justin Smith	f	4-9	0-1	3-6	3	1	4	1	11	2	2	1	0	27
11	Jalen Tate	f	5-9	1-4	1-2	0	4	4	1	12	2	2	0	2	25
23	Connor Vanover	f	1-4	1-3	0-0	0	9	9	1	3	0	0	3	3	20
03	Desi Sills	g	4-7	3-5	0-1	0	3	3	0	11	5	0	1	1	21
05	Moses Moody	g	5-10	2-4	0-0	3	2	5	1	12	2	2	1	0	26
01	JD Notae	g	5-11	2-8	0-1	0	2	2	1	12	0	0	0	1	15
02	Vance Jackson Jr.	g	1-4	1-4	0-0	2	0	2	2	3	2	1	0	0	14
04	Davonte Davis	g	5-8	1-1	3-3	3	4	7	1	14	2	1	0	0	16
10	Jaylin Williams	g	0-1	0-1	0-2	0	2	2	1	0	0	1	2	0	13
12	Khalen Robinson	g	0-4	0-2	0-2	0	2	2	1	1	2	0	0	1	14
13	Emeka Obukwelu	g	0-0	0-0	0-0	0	0	0	0	0	0	0	0	0	1
14	Brandon Kimble	g	0-0	0-0	0-0	0	0	0	0	0	0	1	0	0	2
24	Ethan Henderson	g	0-0	0-0	0-0	1	1	2	0	0	0	0	0	0	5
33	Bryson Morehead	g	0-0	0-0	0-0	0	0	0	0	0	0	0	0	0	1
Team						1	3	4							
Totals			30-67	11-33	8-17	13	33	46	10	79	16	12	8	8	200
FG % 1st Half:		17-36	47.2%	2nd half:	13-31	41.9%	Game:		30-67	44.8%	Deadball				
3FG % 1st Half:		4-16	25.0%	2nd half:	7-17	41.2%	Game:		11-33	33.3%	Rebounds				
FT % 1st Half:		4-7	57.1%	2nd half:	4-10	40.0%	Game:		8-17	47.1%	4.2				

Officials: Errol Lewis,Randy Heimerman,Jason Baker

Technical fouls: Southern U.-None. Arkansas-None.

Attendance: 3256

Score by periods	1st	2nd	Total
Southern U.	20	24	44
Arkansas	42	37	79

Points	In	Off	2nd	Fast	Bench
SU	Paint	T/O	Chance	Break	
ARK	26	11	6	8	19
	32	22	22	16	30

Last FG - SU 2nd-04:03, ARK 2nd-00:18.

Largest lead - SU None, ARK by 35 2nd-00:18.

SU led for 00:00. ARK led for 39:40. Game was tied for 00:20.

GAME 7		76 Oral Roberts ARKANSAS		40 36 76 87		Dec. 12, 2020 • Fayetteville, Ark. • Bud Walton Arena			

Oral Roberts 76 • 3-5

#	Player	Total		3-Ptr		Rebounds			PF	TP	A	TO	Blk	Stl	Min
		FG-FGA	FG-FGA	FT-FTA	FT-FTA	Off	Def	Tot							
00	Kevin Obanor	f	7-12	0-1	7-8	2	8	10	2	21	0	2	1	1	36
22	Francis LaCris	f	0-4	0-2	2-3	2	1	3	3	2	0	1	2	1	19
02	Kareem Thompson	g	5-14	3-6	0-0	2	4	6	2	13	3	2	1	0	34
03	Max Abmas	g	4-11	1-6	2-3	0	0	0	4	11	4	2	0	3	33
10	RJ Glasper	g	5-13	1-6	3-4	0	4	4	4	14	2	2	0	0	33
11	Carlos JÃrgens	g	0-2	0-1	4-6	0	1	1	2	4	1	2	0	3	18
14	DeShang Weaver	g	4-7	3-6	0-0	0	5	5	5	11	1	1	3	1	24
23	Sheldon Stevens	g	0-1	0-1	0-0	0	0	0	0	0	0	0	0	1	3
Team						1	2	3				1			
Totals			25-64	8-29	18-24	7	25	32	22	76	11	13	7	10	200
FG % 1st Half:		14-35	40.0%	2nd half:	11-29	37.9%	Game:		25-64	39.1%	Deadball				
3FG % 1st Half:		4-15	26.7%	2nd half:	4-14	28.6%	Game:		8-29	27.6%	Rebounds				
FT % 1st Half:		8-11	72.7%	2nd half:	10-13	76.9%	Game:		18-24	75.0%	3.1				

Arkansas 87 • 7-0

#	Player	Total		3-Ptr		Rebounds			PF	TP	A	TO	Blk	Stl	Min
		FG-FGA	FG-FGA	FT-FTA	FT-FTA	Off	Def	Tot							
00	Justin Smith	f	9-20	0-3	4-5	10	7	17	2	22	0	3	1	2	39
11	Jalen Tate	f	4-10	0-1	0-0	3	3	6	4	8	4	5	0	1	39
23	Connor Vanover	f	1-5	1-3	0-0	1	2	3	0	3	0	0	0	0	9
03	Desi Sills	g	6-13	1-4	3-4	4	6	10	3	16	2	1	1	1	34
05	Moses Moody	g	7-12	1-4	3-6	4	3	7	1	18	1	2	1	1	28
01	JD Notae	g	4-13	0-6	7-8	0	5	5	2	15	3	2	3	1	30
02	Vance Jackson Jr.	g	1-3	1-3	2-4	1	3	4	1	5	2	0	0	1	10
04	Davonte Davis	g	0-1	0-0	0-0	0	1	1	3	0	2	1	0	1	9
12	Khalen Robinson	g	0-0	0-0	0-0	0	1	1	2	0	0	0	1	0	2
Team						1	3	4				1			
Totals			32-77	4-24	19-27	24	34	58	18	87	14	15	7	8	200
FG % 1st Half:		12-40	30.0%	2nd half:	20-37	54.1%	Game:		32-77	41.6%	Deadball				
3FG % 1st Half:		2-16	12.5%	2nd half:	2-8	25.0%	Game:		4-24	16.7%	Rebounds				
FT % 1st Half:		4-7	57.1%	2nd half:	15-20	75.0%	Game:		19-27	70.4%	3.1				

Officials: Michael Roberts,James Breeding,Doug Shows

Technical fouls: Oral Roberts-None. Arkansas-TEAM.

Attendance: 4201

Score by periods	1st	2nd	Total
Oral Roberts	40	36	76
Arkansas	30	57	87

Points	In	Off	2nd	Fast	Bench
ORU	Paint	T/O	Chance	Break	
ARK	22	21	6	11	15
	56	19	23	15	20

Last FG - ORU 2nd-02:19, ARK 2nd-00:58.

Largest lead - ORU by 12 1st-04:53, ARK by 11 2nd-00:37.

ORU led for 20:20. ARK led for 17:17. Game was tied for 02:23.

Score tied - 2 times.
Lead changed - 6 times.

GAME 6			75	CENTRAL ARKANSAS	35	40	57	79	
				ARKANSAS	41	59	100		
Dec. 12, 2020 • Fayetteville, Ark. • Bud Walton Arena									

GAME 9 ESPN 2		97	ARKANSAS	47	50	97	85	
			Auburn	41	44	85		
			Dec. 30, 2020 • Auburn, Ala. • Auburn Arena					

Arkansas 97 • 9-0,1-0 SEC

#	Player	Total		3-Ptr		Rebounds			PF	TP	A TO Blk			Stl	Min
		FG-FGA	FG-FGA	FT-FTA	FT-FTA	Off	Def	Tot							
00	Justin Smith	f	2-3	0-0	0-2	1	3	4	1	4	1	1	0	0	12
23	Connor Vanover	f	5-11	1-6	6-6	3	2	5	3	17	0	0	1	1	26
03	Desi Sills	f	8-15	4-7	3-6	4	2	6	0	23	2	2	1	2	35
05	Moses Moody	f	4-11	2-6	6-6	2	4	6	2	16	1	2	0	2	39
11	Jalen Tate	f	5-8	0-1	2-2	0	3	3	4	12	4	2	0	2	29
02	JD Notae	f	6-12	2-6	7-9	0	3	3	1	21	2	2	2	4	27
02	Vance Jackson Jr.	f	0-2	0-2	0-0	0	2	2	1	0	1	0	0	0	12
04	Davonte Davis	f	2-3	0-0	0-0	1	0	1	0	4	1	0	0	2	13
10	Jaylin Williams	f	0-0	0-0	0-0	1	1	2	2	0	1	0	0	0	4
12	Khalen Robinson	f	0-0	0-0	0-0	0	0	0	1	0	0	0	0	0	2
24	Ethan Henderson	f	0-0	0-0	0-0	0	0	0	1	0	0	0	0	0	1
Team						1	1	2			1				
Totals			32-65	9-28	24-31	13	21	34	16	97	13	10	4	13	200
FG % 1st Half:		18-32	56.3%	2nd half:	14-33	42.4%	Game:		32-65	49.2%	Deadball Rebounds				
3FG % 1st Half:		7-17	41.2%	2nd half:	2-11	18.2%	Game:		9-28	32.1%					
FT % 1st Half:		4-6	66.7%	2nd half:	20-25	80.0%	Game:		24-31	77.4%					

Auburn 85 • 6-3,0-1 SEC

#	Player	Total		3-Ptr		Rebounds			PF	TP	A TO Blk			Stl	Min
		FG-FGA	FG-FGA	FT-FTA	FT-FTA	Off	Def	Tot							
10	JT Thor	f	1-4	0-2	3-6	2	1	3	1	5	2	0	2	0	19
23	Jaylin Williams	f	5-8	2-2	1-4	1	1	2	2	13	2	5	0	0	30
22	Allen Flanigan	f	6-11	3-7	4-5	3	7	10	3	19	3	5	0	0	29
24	Justin Powell	f	1-8	0-3	2-3	2	4	6	2	4	9	7	0	2	32
35	Devan Cambridge	f	5-6	5-6	0-0	0	4	4	3	15	0	0	0	0	21
01	Jamal Johnson	f	7-11	5-7	2-2	0	1	1	3	21	0	0	0	3	23
04	Javon Franklin	f	0-1	0-1	0-2	0	0	0	0	0	2	0	0	0	3
05	Chris Moore	f	0-1	0-1	2-2	1	1	2	1	2	0	0	0	0	15
13	Babatunde Akingbola	f	1-1	0-0	0-0	0	1	1	3	2	0	0	3	0	12
44	Dylan Cardwell	f	2-3	0-0	0-0	1	3	4	2	4	0	1	0	0	16
Team						1	0	1			1				
Totals			28-54	15-29	14-24	11	23	34	20	85	18	19	5	6	200
FG % 1st Half:		15-28	53.6%	2nd half:	13-26	50.0%	Game:		28-54	51.9%	Deadball Rebounds				
3FG % 1st Half:		9-17	52.9%	2nd half:	6-12	50.0%	Game:		15-29	51.7%					
FT % 1st Half:		2-9	22.2%	2nd half:	12-15	80.0%	Game:		14-24	58.3%					

Officials: Rob Rorke,Vladimir Voyard-Tadal,Terry Oglesby

Technical fouls: Arkansas-None. Auburn-None.

Attendance: 1824

Score by periods	1st	2nd	Total
Arkansas	47	50	97
Auburn	41	44	85

Last FG - ARK 2nd-00:00, AUB 2nd-00:11.

Largest lead - ARK by 12 2nd-00:00, AUB by 1 1st-16:00.

ARK led for 38:33, AUB led for 00:19, Game was tied for 01:08.

Score tied - 2 times.

Lead changed - 2 times.

GAME 11 ESPN 2		74	ARKANSAS	40	34	74	79	
			#9/8 Tennessee	33	46	79		
		Jan. 6, 2021 • Knoxville, Tenn. • Thompson-Boling Arena						

Arkansas 74 • 9-2,1-2 SEC

#	Player	Total		3-Ptr		Rebounds			PF	TP	A TO Blk			Stl	Min
		FG-FGA	FG-FGA	FT-FTA	FT-FTA	Off	Def	Tot							
10	Jaylin Williams	f	3-3	0-0	0-0	0	2	2	6	0	4	1	0	1	14
11	Jalen Tate	f	7-11	1-2	0-1	0	5	5	4	15	6	6	0	0	30
23	Connor Vanover	f	5-9	1-3	1-1	2	5	7	4	12	0	0	1	0	27
03	Desi Sills	f	0-1	0-1	0-0	2	0	2	2	0	3	0	0	0	18
05	Moses Moody	f	1-8	1-4	3-3	0	2	2	4	6	1	0	0	0	37
01	JD Notae	f	7-11	2-4	3-3	0	4	4	1	19	3	4	0	0	28
02	Vance Jackson Jr.	f	5-10	3-6	1-2	0	9	9	2	14	1	0	0	0	33
04	Davonte Davis	f	1-2	0-0	0-0	0	0	0	1	2	0	1	0	1	5
12	Khalen Robinson	f	0-0	0-0	0-0	0	2	2	2	0	1	1	0	0	5
24	Ethan Henderson	f	0-0	0-0	0-0	0	0	0	0	0	1	0	0	0	3
Team						2	2	4							
Totals			29-55	8-20	8-10	6	31	37	22	74	12	20	2	2	200
FG % 1st Half:		16-28	57.1%	2nd half:	13-27	48.1%	Game:		29-55	52.7%	Deadball Rebounds				
3FG % 1st Half:		5-11	45.5%	2nd half:	3-9	33.3%	Game:		8-20	40.0%					
FT % 1st Half:		3-3	100.0%	2nd half:	5-7	71.4%	Game:		8-10	80.0%					

Tennessee 79 • 8-1,2-1 SEC

#	Player	Total		3-Ptr		Rebounds			PF	TP	A TO Blk			Stl	Min
		FG-FGA	FG-FGA	FT-FTA	FT-FTA	Off	Def	Tot							
10	John Fulkerson	f	6-11	0-0	4-6	0	8	8	0	16	3	0	3	0	33
35	Yves Pons	f	3-6	0-2	0-0	2	1	3	0	6	1	0	4	0	33
05	Josiah-Jordan James	f	6-12	2-6	3-5	1	8	9	3	17	1	0	1	3	36
25	Santiago Vescovi	f	1-7	0-4	2-2	0	2	2	3	4	3	2	0	0	24
45	Keon Johnson	f	4-8	0-1	6-6	0	2	2	0	14	1	1	0	1	24
11	Jaden Springer	f	2-7	1-2	0-1	0	0	0	2	5	3	1	0	2	21
12	Victor Bailey Jr.	f	5-9	2-3	5-6	0	1	1	3	17	0	0	1	1	23
33	Uros Plavsic	f	0-0	0-0	0-0	0	0	0	0	0	0	0	0	0	2
55	E.J. Anosike	f	0-0	0-0	0-0	0	0	0	1	0	1	0	0	0	4
Team						3	0	3			1				
Totals			27-60	5-18	20-26	6	22	28	12	79	13	5	9	10	200
FG % 1st Half:		14-34	41.2%	2nd half:	13-26	50.0%	Game:		27-60	45.0%	Deadball Rebounds				
3FG % 1st Half:		2-10	20.0%	2nd half:	3-8	37.5%	Game:		5-18	27.8%					
FT % 1st Half:		3-5	60.0%	2nd half:	17-21	81.0%	Game:		20-26	76.9%					

Officials: Jason Baker,Olandis Poole,Vladimir Voyard-Tadal

Technical fouls: Arkansas-None. Tennessee-None.

Attendance: 4191

Score by periods	1st	2nd	Total
Arkansas	40	34	74
Tennessee	33	46	79

Last FG - ARK 2nd-00:26, UT 2nd-04:50.

Largest lead - ARK by 7 1st-09:23, UT by 8 2nd-03:56.

ARK led for 24:35, UT led for 11:27, Game was tied for 03:58.

Score tied - 5 times.

Lead changed - 5 times.

<div>GAME 10</div> <div>CBS</div>		81	#12/12 Missouri	33	48	81	68	
		ARKANSAS	30	38	68			
		Jan. 2, 2021 • Fayetteville, Ark. • Bud Walton Arena						

Missouri 81 • 7-1,1-1 SEC

#	Player	Total		3-Ptr	Rebounds					PF	TP	A			Stl	Min
		FG-FGA	FG-FGA	FT-FTA	Off	Def	Tot	TO	Bk			Blk				
23	Jeremiah Tilmon	f	9-13	0-0	7-10	3	8	11	3	25	0	1	0	0	0	27
24	Kobe Brown	f	3-4	0-0	0-0	1	5	6	4	6	0	0	0	0	0	14
01	Xavier Pinson	f	5-11	1-4	12-15	1	4	5	3	23	4	2	0	0	0	32
12	Dru Smith	g	2-4	2-2	0-0	0	3	3	4	6	1	6	1	2	2	27
13	Mark Smith	g	3-7	2-6	3-5	1	8	9	4	11	0	8	0	1	1	35
00	Torrence Watson		0-2	0-2	0-2	1	1	2	0	0	0	0	0	0	0	7
02	Drew Buggs		0-1	0-0	3-4	0	4	4	3	3	4	2	0	0	0	13
04	Javon Pickett		2-6	0-3	1-1	0	3	3	4	5	4	2	0	0	0	24
05	Mitchell Smith		0-3	0-2	2-2	0	3	3	4	2	1	0	0	0	0	21
Team						3	2	5								
Totals			24-51	5-19	28-39	10	41	51	29	81	14	21	1	3		200
FG % 1st Half: 12-27		44.4%	2nd half: 12-24	50.0%	Game: 24-51	47.1%					Deadball Rebounds					
3FG % 1st Half: 1-8		12.5%	2nd half: 4-11	36.4%	Game: 5-19	26.3%										
FT % 1st Half: 8-15		53.3%	2nd half: 20-24	83.3%	Game: 28-39	71.8%										

GAME 13			76		31 45		76		92	
ESPN 2			ARKANSAS		51 41		92			
			LSU							
Jan. 13, 2021 • Baton Rouge, La. • Maravich Center										

Arkansas 76 • 10-3,2-3 SEC

#	Player		Total		3-Ptr	Rebounds							PF	TP	A	TO	Blk	Stl	Min
			FG-FGA	FG-FGA	FT-FTA	Off	Def	Tot											
02	Vance Jackson Jr.	f	1-8	0-4	0-0	3	4	7	1	2	1	1	1	0	1	22			
23	Connor Vanover	f	1-3	1-2	0-0	1	1	2	1	3	0	0	0	0	8				
04	Davonte Davis	g	1-11	0-1	2-3	1	2	3	1	4	2	2	1	2	27				
05	Moses Moody	g	7-18	1-5	3-4	5	1	6	4	18	2	3	0	2	36				
11	Jalen Tate	g	2-5	1-4	1-2	0	1	1	2	6	1	4	0	0	21				
01	JD Notae		8-20	3-10	3-4	3	2	5	3	22	1	2	0	3	26				
03	Desi Sills		4-8	2-5	4-4	0	4	4	2	14	0	0	0	0	29				
10	Jaylin Williams		2-3	0-0	3-3	4	6	10	5	7	1	3	1	2	28				
24	Ethan Henderson		0-0	0-0	0-0	0	0	0	1	0	0	0	0	0	3				
Team						0	1	1											
Totals			26-76	8-31	16-20	17	22	39	20	76	8	15	2	10	200				
FG % 1st Half: 12-34			35.3%	2nd half: 14-42	33.3%	Game: 26-76		34.2%		Deadball Rebounds									
3FG % 1st Half: 4-14			28.6%	2nd half: 4-17	23.5%	Game: 8-31		25.8%		3									
FT % 1st Half: 3-3			100.0%	2nd half: 13-17	76.5%	Game: 16-20		80.0%											

LSU 92 • 9-2,1-1 SEC

#	Player		Total		3-Ptr		Rebounds							PF	TP	A	TO	Blk	Stl	Min
			FG-FGA	FG-FGA	FT-FTA	Off	Def	Tot												
00	Mwani Wilkinson	f	4-4	1-1	2-2	2	4	6	3	11	1	0	0	2	28					
02	Trendon Watford	f	9-16	1-2	4-4	2	8	10	3	23	0	6	0	0	33					
04	Darius Days	f	8-10	2-4	0-0	5	8	13	2	18	0	2	1	2	30					
01	Javonte Smart	g	4-13	1-3	4-7	1	2	3	2	13	5	2	0	0	35					
24	Cameron Thomas	g	5-15	1-7	6-8	0	4	4	2	17	3	3	0	1	32					
03	Jalen Cook		0-0	0-0	0-0	0	1	1	2	0	0	1	0	0	3					
11	Josh LeBlanc		1-2	0-0	0-0	1	2	3	2	2	0	0	2	0	15					
15	Aundre Hyatt		2-3	1-1	0-0	1	3	4	1	5	0	0	0	1	11					
25	Eric Gaines		1-2	0-1	1-3	0	1	1	3	3	1	4	0	1	13					
Team						2	1	3			1									
Totals			34-65	7-19	17-24	14	34	48	20	92	10	19	3	7	200					
FG % 1st Half: 18-36 50.0%			2nd half: 16-29 55.2%	Game: 34-65 52.3%	Deadball Rebounds 2															
3FG % 1st Half: 6-14 42.9%			2nd half: 1-5 20.0%	Game: 7-19 36.8%																
FT % 1st Half: 9-11 81.8%			2nd half: 8-13 61.5%	Game: 17-24 70.8%																

Officials: Rob Rorke,Todd Austin,Don Dailly
 Technical fouls: Arkansas-None. LSU-None.
 Attendance: 2540

Score by periods	1st	2nd	Total
Arkansas	31	45	76
LSU	51	41	92

Last FG - ARK 2nd-00:52, LSU 2nd-01:48.
 Largest lead - ARK by 4 1st-18:53, LSU by 31 1st-06:10.
 ARK led for 02:49. LSU led for 36:34. Game was tied for 00:37.

Score tied - 1 time.
 Lead changed - 1 time.

GAME 15			73	Auburn	43	30	73	75	
	ARKANSAS			31	44	75			
	Jan. 20, 2021 • Fayetteville, Ark. • Bud Walton Arena								

Auburn 73 • 8-7,2-5 SEC

		Total		3-Ptr	Rebounds											
#	Player		FG-FGA	FG-FGA	FT-FTA	Off	Def	Tot	PF	TP	A	TO	Blk	Stl	Min	
10	JT Thor	f	3-8	1-3	5-6	2	3	5	2	12	0	3	2	3	24	
23	Jaylin Williams	f	1-5	0-2	0-0	1	3	4	2	2	2	0	2	0	24	
01	Jamal Johnson	g	3-6	2-3	1-2	1	2	3	4	9	0	0	0	0	24	
02	Sharife Cooper	g	9-19	2-6	5-6	1	3	4	2	25	4	4	0	0	37	
22	Allen Flanigan	g	2-7	0-4	3-4	0	4	4	4	7	1	4	0	4	24	
04	Javon Franklin		3-4	2-2	0-0	1	3	4	1	8	0	1	2	0	11	
05	Chris Moore		1-3	0-0	1-3	2	1	3	0	3	1	0	0	0	12	
13	Babatunde Akingbola		1-1	0-0	0-1	2	2	4	0	2	0	1	2	0	9	
35	Devan Cambridge		0-3	0-3	1-2	0	1	1	1	1	2	1	0	0	23	
44	Dylan Cardwell		2-2	0-0	0-0	1	0	1	2	4	0	2	1	0	12	
Team						0	1	1				1				
Totals			25-58	7-23	16-24	11	23	34	18	73	10	17	9	7	200	
FG % 1st Half: 16-27		59.3%	2nd half: 9-31	29.0%	Game: 25-58	43.1%										Deadball Rebounds 6.2
3FG % 1st Half: 4-9		44.4%	2nd half: 3-14	21.4%	Game: 7-23	30.4%										
FT % 1st Half: 7-9		77.8%	2nd half: 9-15	60.0%	Game: 16-24	66.7%										

Arkansas 75 • 11-4,3-4 SEC

#	Player		Total		3-Ptr		Rebounds					PF	TP	A	TO	Blk	Stl	Min
			FG-FTA	FG-FGA	FT-FTA	Off	Def	Tot										
00	Justin Smith	f	5-11	0-0	0-0	4	1	5	2	10	2	1	0	0	0	27		
23	Connor Vanover	f	1-3	0-1	0-0	0	3	3	0	2	0	0	0	0	0	9		
01	JD Notae	g	0-5	0-2	2-2	0	1	1	0	2	0	2	1	1	1	10		
05	Moses Moody	g	2-9	0-4	1-2	1	4	5	2	5	2	2	1	1	1	32		
11	Jalen Tate	g	6-10	2-4	0-1	1	3	4	5	14	5	5	1	4	34			
02	Vance Jackson Jr.	g	1-2	1-2	0-0	0	0	0	0	3	1	0	0	0	0	5		
03	Desi Sills	g	7-12	0-1	8-10	0	3	3	3	22	2	1	0	1	32			
04	Davonte Davis	g	5-9	0-0	0-0	2	2	4	4	10	2	3	0	0	0	20		
10	Jaylin Williams	g	3-4	1-1	0-0	2	5	7	3	7	2	1	2	1	29			
24	Ethan Henderson	g	0-0	0-0	0-0	0	0	0	1	0	0	0	0	0	0	2		
Team						3	1	4										
Totals			30-65	4-15	11-15	13	23	36	20	75	16	16	5	8	200			
FG % 1st Half: 12-31			38.7%	2nd half: 18-34	52.9%	Game: 30-65			46.2%	Deadball Rebounds								
3FG % 1st Half: 3-10			30.0%	2nd half: 1-5	20.0%	Game: 4-15			26.7%									
FT % 1st Half: 4-5			80.0%	2nd half: 7-10	70.0%	Game: 11-15			73.3%	1.1								

Officials: Gerry Pollard,Chuck Jones,Mike Nance
 Technical fouls: Auburn-None. Arkansas-None.
 Attendance: 4400

Score by periods	1st	2nd	Total
Auburn	43	30	73
Arkansas	31	44	75

Last FG - AUB 2nd-01:03, ARK 2nd-03:29.
 Largest lead - AUB by 19 1st-04:17, ARK by 8 2nd-02:40.
 AUB led for 25:17. ARK led for 10:47. Game was tied for 03:56.

Score tied - 4 times.
 Lead changed - 5 times.

GAME 14			59	ARKANSAS	19	40	59	92		
				#-24	Alabama	42	48			90
Jan. 16, 2021 • Tuscaloosa, Ala. • Coleman Coliseum										

GAME 17		Ole Miss		25	34	59	74	
		ARKANSAS		37	37	74	74	
Jan. 27, 2021 • Fayetteville, Ark. • Bud Walton Arena								

Ole Miss 59 • 8-7,3-5 SEC

#	Player	Total		3-Ptr		Rebounds			PF	TP	A TO		Blk	Stl	Min
		FG-FGA	FT-FTA	FG-FGA	FT-FTA	Off	Def	Tot							
00	Romello White	f	1-5	0-0	1-1	3	5	8	3	3	1	0	1	1	29
05	KJ Buffen	f	2-7	0-0	1-2	1	2	3	4	5	1	0	0	0	24
02	Devontae Shuler	e	9-12	0-3	1-2	0	3	3	3	19	1	1	0	1	29
15	Luis Rodriguez	e	4-6	0-1	2-2	2	1	3	2	10	2	2	0	2	24
24	Jarkel Joiner	e	5-12	0-4	1-2	0	1	1	3	11	1	1	0	1	34
01	Austin Crowley	e	0-3	0-1	0-0	0	2	2	0	1	0	0	0	0	9
03	Khadim Sy	e	1-3	0-2	0-0	0	1	1	1	2	0	0	2	0	10
11	Matthew Murrell	e	1-4	1-2	0-0	0	1	1	0	3	2	2	1	0	18
14	Dimencio Vaughn	e	1-2	0-1	0-1	0	0	0	2	2	0	2	1	1	8
21	Robert Allen	e	0-1	0-1	2-2	0	2	2	0	2	1	0	0	2	7
23	Sammy Hunter	e	1-2	0-1	0-0	1	0	1	1	2	0	0	1	0	8
	Team					1	3	4							
	Totals		25-57	1-16	8-12	8	21	29	19	59	9	9	6	8	200
FG % 1st Half:		11-27	40.7%	2nd half:	14-30	46.7%	Game:	25-57	43.9%	Deadball Rebounds					
3FG % 1st Half:		0-9	0.0%	2nd half:	1-7	14.3%	Game:	1-16	6.3%						
FT % 1st Half:		3-4	75.0%	2nd half:	5-8	62.5%	Game:	8-12	66.7%						

Arkansas 74 • 13-4,5-4 SEC

#	Player	Total		3-Ptr		Rebounds			PF	TP	A TO		Blk	Stl	Min
		FG-FGA	FT-FTA	FG-FGA	FT-FTA	Off	Def	Tot							
00	Justin Smith	f	4-8	1-1	1-1	1	5	6	1	10	2	1	0	0	30
23	Connor Vanover	f	4-8	0-2	0-0	2	5	7	3	8	1	1	5	0	29
03	Desi Sills	e	3-7	1-3	2-2	0	0	0	2	9	0	0	0	1	24
05	Moses Moody	e	1-3	0-1	3-5	1	0	1	3	5	2	3	1	0	19
11	Jalen Tate	e	3-7	2-4	1-3	1	1	2	3	9	3	3	0	2	37
01	JD Notae	e	4-11	3-6	8-9	0	5	5	0	19	2	1	0	1	25
02	Vance Jackson Jr.	e	0-1	0-0	0-0	0	0	0	0	0	0	0	0	0	4
04	Davonte Davis	e	7-9	0-0	0-1	2	4	6	1	14	1	3	0	2	25
10	Jaylin Williams	e	0-0	0-0	0-0	0	3	3	0	1	0	0	0	0	7
	Team					4	3	7							
	Totals		26-54	7-17	15-21	11	26	37	16	74	12	12	6	6	200
FG % 1st Half:		13-28	46.4%	2nd half:	13-26	50.0%	Game:	26-54	48.1%	Deadball Rebounds					
3FG % 1st Half:		3-7	42.9%	2nd half:	4-10	40.0%	Game:	7-17	41.2%						
FT % 1st Half:		8-10	80.0%	2nd half:	7-11	63.6%	Game:	15-21	71.4%						

Officials: Rob 'Rorke, Ron Groover, Vladimir Voyard-Tadal

Technical fouls: Ole Miss-None. Arkansas-None.

Attendance: 4400

Score by periods	1st	2nd	Total
Ole Miss	25	34	59
Arkansas	37	37	74

Last FG - OM 2nd-01:19, ARK 2nd-01:30.

Largest lead - OM by 4 1st-15:54, ARK by 20 2nd-10:06.

OM led for 01:45. ARK led for 34:24. Game was tied for 03:51.

Score tied - 3 times.
Lead changed - 2 times.

GAME 19					
					
					
61	Mississippi State	22	23	45	61
	ARKANSAS	28	33	61	
Feb. 2, 2021 • Fayetteville, Ark. • Bud Walton Arena					

Mississippi State 45 • 10-9,4-6 SEC

#	Player	Total		3-Ptr		Rebounds			PF	TP	A TO		Blk	Stl	Min
		FG-FGA	FT-FTA	FG-FGA	FT-FTA	Off	Def	Tot							
24	Abdul Ado	f	1-4	0-0	0-0	0	1	1	0	2	0	0	2	0	23
35	Tolu Smith	f	3-8	0-0	4-8	2	3	5	1	10	1	5	0	1	34
01	Iverson Molinar	e	1-4	0-1	4-4	0	3	3	3	6	3	4	0	0	32
03	D.J. Stewart Jr.	e	4-10	0-2	0-0	0	3	3	3	8	3	4	0	5	36
05	Deivon Smith	e	0-3	0-1	0-1	0	4	4	5	0	1	3	1	1	18
00	Jalen Johnson	e	2-5	1-3	1-2	0	1	1	2	6	0	1	0	0	14
02	Javian Davis	e	0-0	0-0	0-0	1	2	3	1	0	1	2	0	0	5
04	Cameron Matthews	e	0-2	0-1	0-0	1	1	2	2	0	0	2	0	0	14
20	Derek Fountain	e	2-7	2-5	1-3	1	3	4	1	7	0	2	1	0	9
32	Quinten Post	e	2-6	2-6	0-0	1	1	2	0	6	1	2	0	2	15
	Team					2	4	6							
	Totals		15-49	5-19	10-18	8	26	34	18	45	10	26	4	9	200
FG % 1st Half:		6-22	27.3%	2nd half:	9-27	33.3%	Game:	15-49	30.6%	Deadball Rebounds					
3FG % 1st Half:		2-7	28.6%	2nd half:	3-12	25.0%	Game:	5-19	26.3%						
FT % 1st Half:		8-12	66.7%	2nd half:	2-6	33.3%	Game:	10-18	55.6%						

Arkansas 61 • 14-5,6-4 SEC

#	Player	Total		3-Ptr		Rebounds			PF	TP	A TO		Blk	Stl	Min
		FG-FGA	FT-FTA	FG-FGA	FT-FTA	Off	Def	Tot							
00	Justin Smith	f	5-8	0-1	0-0	3	7	10	1	10	1	1	0	0	36
23	Connor Vanover	f	6-11	1-4	0-0	3	5	8	4	13	2	3	3	2	29
04	Davonte Davis	e	4-12	0-0	2-2	2	6	8	2	10	2	3	0	0	35
05	Moses Moody	e	4-12	1-4	4-4	3	4	7	4	13	1	3	0	2	38
11	Jalen Tate	e	2-9	0-2	2-2	1	2	3	2	6	5	2	1	3	29
01	JD Notae	e	2-6	0-2	5-6	0	3	3	0	9	2	3	0	1	18
02	Vance Jackson Jr.	e	0-1	0-1	0-0	0	0	0	0	0	0	1	0	0	2
03	Desi Sills	e	0-3	0-1	0-0	0	1	1	0	0	0	0	2	0	4
10	Jaylin Williams	e	0-2	0-2	0-0	0	0	0	2	0	0	1	0	2	9
24	Ethan Henderson	e	0-0	0-0	0-0	0	0	0	0	0	0	0	0	0	0+
	Team					3	2	5							
	Totals		23-64	2-17	13-14	15	30	45	15	61	13	17	6	10	200
FG % 1st Half:		10-31	32.3%	2nd half:	13-33	39.4%	Game:	23-64	35.9%	Deadball Rebounds					
3FG % 1st Half:		1-10	10.0%	2nd half:	1-7	14.3%	Game:	2-17	11.8%						
FT % 1st Half:		7-8	87.5%	2nd half:	6-6	100.0%	Game:	13-14	92.9%						

Officials: Doug Simmons, Todd Austin, Pat Adams

Technical fouls: Mississippi State-None. Arkansas-TEAM.

Attendance: 4400

Score by periods	1st	2nd	Total
Mississippi State	22	23	45
Arkansas	28	33	61

Last FG - MSU 2nd-00:48, ARK 2nd-01:06.

Largest lead - MSU by 13 1st-09:09, ARK by 19 2nd-01:06.

MSU led for 12:46. ARK led for 22:30. Game was tied for 04:44.

Score tied - 2 times.
Lead changed - 2 times.

GAME 18 ESPN 2		77	ARKANSAS	34	43	77	81	
			Oklahoma State	38	43	81		
		Jan. 30, 2021 • Stillwater, Okla. • Gallagher-Iba Arena						

Arkansas 77 • 13-5

#	Player		Total		3-Ptr		Rebounds							PF	TP	A	TO	Blk	Stl	Min
			FG-FGA	FG-FGA	FT-FTA	Off	Def	Tot												
00	Justin Smith	f	9-14	0-0	0-0	4	3	7	3	18	4	4	0	0	37					
23	Connor Vanover	f	4-9	1-4	0-0	1	3	4	1	9	0	3	5	1	26					
03	Desi Sills	e	2-4	1-2	0-0	2	2	4	1	5	2	0	0	1	15					
05	Moses Moody	e	8-13	1-3	0-1	0	4	4	0	17	1	1	0	0	32					
11	Jalen Tate	e	1-5	0-0	1-2	0	0	0	1	3	2	4	0	1	24					
01	JD Notae	e	4-12	2-6	3-4	1	2	3	0	13	2	2	0	2	28					
02	Vance Jackson Jr.		0-0	0-0	0-0	0	0	0	2	0	0	0	0	0	3					
04	Davonte Davis		6-12	0-0	0-0	2	2	4	4	12	1	1	0	3	28					
10	Jaylin Williams		0-1	0-0	0-0	1	3	4	2	0	1	0	0	0	7					
	Team					1	1	2												
Totals			34-70	5-15	4-7	12	20	32	14	77	13	15	5	8	200					
FG % 1st Half: 16-39			41.0%	2nd half: 18-31	58.1%	Game: 34-70		48.6%											Deadball	
3FG % 1st Half: 1-6			16.7%	2nd half: 4-9	44.4%	Game: 5-15		33.3%											Rebound	
FT % 1st Half: 1-4			25.0%	2nd half: 3-3	100.0%	Game: 4-7		57.1%												

GAME 21			86	ARKANSAS				31	42	13	86	81	
ESPN 2				#10/10 Missouri				35	38	8	81		
Feb. 13, 2021 • Columbia, Mo. • Mizzou Arena													

Arkansas 86 • 16-5,8-4 SEC

#	Player	Total		3-Ptr		Rebounds			PF	TP	A TO Blk			Stl	Min
		FG-FGA	FG-FGA	FT-FTA	FT-FTA	Off	Def	Tot			A	TO	Blk		
00	Justin Smith	f	6-10	1-3	6-7	1	5	6	2	19	3	0	0	2	38
23	Connor Vanover	f	5-7	2-4	0-0	1	3	4	3	12	2	3	2	0	25
04	Davonte Davis	g	3-10	0-0	2-2	1	3	4	2	8	3	0	1	0	32
05	Moses Moody	g	4-7	2-4	6-6	0	5	5	4	16	1	4	2	2	34
11	Jalen Tate	g	5-9	1-2	3-4	2	2	4	4	14	4	2	1	1	40
01	JD Notae		1-5	0-1	0-0	0	1	1	0	2	0	0	0	1	13
02	Vance Jackson Jr.		1-4	1-3	0-0	0	1	1	1	3	0	1	0	0	8
03	Desi Sills		3-7	0-2	2-2	1	3	4	1	8	2	2	0	0	21
10	Jaylin Williams		1-3	1-2	1-2	0	2	2	4	4	3	1	0	0	14
Team						2	1	3							
Totals			29-62	8-21	20-23	8	26	34	21	86	18	13	6	6	225
FG % 1st Half:		10-30	33.3%	2nd half:	16-27	59.3%	OT:	3-5	60.0%	Game:	29-62	46.8%	Deadball		
3FG % 1st Half:		4-10	40.0%	2nd half:	4-10	40.0%	OT:	0-1	0.0%	Game:	8-21	38.1%	Rebounds		
FT % 1st Half:		7-8	87.5%	2nd half:	6-6	100.0%	OT:	7-9	77.8%	Game:	20-23	87.0%	1		

Missouri 81 • 13-5,6-5 SEC

#	Player	Total		3-Ptr		Rebounds			PF	TP	A TO Blk			Stl	Min
		FG-FGA	FG-FGA	FT-FTA	FT-FTA	Off	Def	Tot			A	TO	Blk		
05	Mitchell Smith	f	3-7	2-5	0-0	3	4	7	5	8	0	1	0	1	27
24	Kobe Brown	f	2-5	0-2	2-4	2	7	9	1	6	1	3	0	0	23
01	Xavier Pinson	g	7-13	5-8	4-5	0	3	3	4	23	3	1	0	1	30
12	Dru Smith	g	5-12	2-4	3-4	0	4	4	2	15	7	6	0	1	43
13	Mark Smith	g	0-8	0-5	4-4	2	4	6	2	4	0	1	1	0	28
00	Torrence Watson		3-5	3-5	0-0	1	1	2	1	9	0	0	1	3	25
02	Drew Buggs		3-4	1-2	1-2	0	1	1	0	8	2	1	0	0	15
04	Javon Pickett		1-3	0-1	0-0	0	1	1	2	2	1	2	0	0	8
42	Parker Braun		3-4	0-0	0-2	1	2	3	3	6	1	0	1	0	26
Team						3	0	3							
Totals			27-61	13-32	14-21	12	27	39	20	81	15	16	3	6	225
FG % 1st Half:		11-25	44.0%	2nd half:	15-32	46.9%	OT:	1-4	25.0%	Game:	27-61	44.3%	Deadball		
3FG % 1st Half:		6-14	42.9%	2nd half:	7-17	41.2%	OT:	0-1	0.0%	Game:	13-32	40.6%	Rebounds		
FT % 1st Half:		7-10	70.0%	2nd half:	1-2	50.0%	OT:	6-9	66.7%	Game:	14-21	66.7%	3		

Officials: Wil Howard,Patrick Evans,Joe Lindsay
 Technical fouls: Arkansas-None. Missouri-None.
 Attendance: 3111

Score by periods	1st	2nd	OT	Total
Arkansas	31	42	13	86
Missouri	35	38	8	81

Points	In	Off	2nd	Fast	Bench
ARK	36	19	11	2	17
MIZZOU	28	11	7	12	25

Last FG - ARK OT-00:35, MIZZOU OT-02:51.
 Largest lead - ARK by 7 2nd-11:02, MIZZOU by 9 1st-09:50.
 ARK led for 16:44. MIZZOU led for 21:53. Game was tied for 06:23.

Score tied - 13 times.
 Lead changed - 8 times.

GAME 23 ESPN 2		66	#6/7 Alabama	38	28	66	81	
			#20/20 ARKANSAS	39	42	81		
		Feb. 24, 2021 • Fayetteville, Ark. • Bud Walton Arena						

Alabama 66 • 18-6,13-2 SEC

#	Player		Total		3-Ptr	Rebounds					PF	TP	A			Blk	Stl	Min
			FG-FGA	FG-FGA	FT-FTA	Off	Def	Tot	A	TO			Blk					
02	Jordan Bruner	f	5-14	4-9	0-0	3	3	6	3	14	1	3	0	0	0	21		
01	Herbert Jones	g	2-6	0-0	0-1	0	4	4	5	4	4	5	1	1	1	24		
05	Jaden Shackelford	g	2-6	1-3	0-0	0	1	1	5	5	0	1	0	1	1	22		
11	Joshua Primo	g	3-6	1-3	0-0	1	2	3	2	7	1	2	0	0	0	18		
23	John Petty Jr.	g	4-8	2-3	2-2	0	2	2	5	12	2	2	0	2	35			
03	Alex Reese		0-5	0-5	0-0	1	1	2	1	0	0	0	0	0	6			
04	Juwan Gary		4-8	0-2	1-2	4	5	9	4	9	0	0	2	0	16			
12	Darius Miles		0-0	0-0	0-0	0	0	0	0	0	0	0	0	0	1			
13	Jahvon Quinerly		5-11	3-6	0-3	0	3	3	2	13	4	2	0	0	33			
14	Keon Ellis		1-5	0-2	0-0	2	3	5	3	2	2	1	0	0	23			
33	James Rojas		0-0	0-0	0-0	0	0	0	2	0	0	0	0	0	1			
Team						2	1	3										
Totals				26-69	11-33	3-8	13	25	38	32	66	14	16	3	4	200		
FG % 1st Half: 14-35 40.0%			2nd half: 12-34 35.3%	Game: 26-69 37.7%	Deadball Rebound 2.1													
3FG % 1st Half: 7-17 41.2%			2nd half: 4-16 25.0%	Game: 11-33 33.3%														
FT % 1st Half: 3-6 50.0%			2nd half: 0-2 0.0%	Game: 3-8 37.5%														

Arkansas 81 • 18-5,10-4 SEC

#	Player		Total		3-Ptr	Rebounds					PF	TP	A				Stl	Min
			FG-FA	FG-FA	FT-FTA	Off	Def	Tot	A	TO			Blk					
00	Justin Smith	f	5-9	0-0	1-4	5	7	12	2	11	2	3	1	1		39		
23	Connor Vanover	f	1-3	0-1	0-0	0	1	1	1	2	0	1	1	0		10		
04	Davonte Davis	g	2-3	0-1	1-1	1	2	3	4	5	1	1	0	0		19		
05	Moses Moody	g	3-12	2-5	16-19	1	4	5	2	24	4	1	3	1		39		
11	Jalen Tate	g	5-7	0-1	2-5	0	4	4	5	12	4	3	4	0		37		
01	JD Notae		4-9	2-4	2-5	0	2	2	1	12	3	2	0	2		16		
03	Desi Sills		0-2	0-0	0-0	0	0	0	1	0	0	1	0	0		10		
10	Jaylin Williams		4-8	0-2	5-7	1	7	8	2	13	0	0	0	0		22		
24	Ethan Henderson		1-1	0-0	0-2	1	1	2	0	2	1	0	2	0		8		
Team						0	2	2										
Totals				25-54	4-14	27-43	9	30	39	18	81	15	13	11	4	200		
FG % 1st Half:			13-25	52.0%	2nd half:	12-29	41.4%	Game:	25-54	46.3%	Deadball						Rebound	10.3
3FG % 1st Half:			2-5	40.0%	2nd half:	2-9	22.2%	Game:	4-14	28.6%								
FT % 1st Half:			11-18	61.1%	2nd half:	16-25	64.0%	Game:	27-43	62.8%								

Officials: Lee Cassell,Steven Anderson,Doug Shows
 Technical fouls: Alabama-John Petty Jr. 2; Jahvon Quinerly. Arkansas-Jalen Tate 2.
 Attendance: 4400

Score by periods	1st	2nd	Total
Alabama	38	28	66
Arkansas	39	42	81

Last FG - BAMA 2nd-00:54, ARK 2nd-02:14.
 Largest lead - BAMA by 6 2nd-18:08, ARK by 16 2nd-05:22.
 BAMA led for 05:10. ARK led for 31:33. Game was tied for 02:55.

Score tied - 4 times.
 Lead changed - 6 times.

GAME 22 ESPN 2		64	Florida	30	34	64	75	
		#24/-	ARKANSAS	40	35	75		
		Feb. 16, 2021 • Fayetteville, Ark. • Bud Walton Arena						

Florida 64 • 10-6,6-5 SEC

#	Player		Total		3-Ptr		Rebounds					PF	TP	A	TO	Blk	Stl	Min
			FG-FGA	FG-FGA	FT-FTA	Off	Def	Tot										
04	Anthony Duruji	f	2-6	1-1	2-2	0	4	4	4	7	0	1	1	1	27			
05	Omar Payne	f	1-1	0-0	0-0	1	2	3	0	2	1	0	3	1	17			
01	Tre Mann	g	3-11	1-6	2-2	1	7	8	2	9	1	3	0	1	27			
10	Noah Locke	g	2-9	1-5	0-0	1	1	2	0	5	1	0	0	0	30			
22	Tyree Appleby	g	6-14	1-7	3-3	0	1	1	1	16	2	7	0	1	37			
00	Ques Glover		0-1	0-1	0-0	0	0	0	1	0	0	0	0	0	1			
02	Samson Ruzhentsev		1-2	0-1	0-0	0	0	0	2	2	0	0	0	0	6			
12	Colin Castleton		4-10	0-0	5-5	2	4	6	3	13	0	1	2	2	24			
15	Osayi Osifo		2-4	0-0	2-2	3	2	5	1	6	1	2	0	0	14			
23	Scottie Lewis		2-2	0-0	0-0	0	3	3	5	4	0	2	0	3	15			
44	Niels Lane		0-1	0-0	0-0	0	0	0	0	0	0	0	0	0	2			
	Team					4	0	4										
Totals			23-61	4-21	14-14	12	24	36	19	64	6	16	6	9	200			
FG % 1st Half: 11-36 30.6%			2nd half: 12-25 48.0%	Game: 23-61 37.7%		Deadball Rebounds 0												
3FG % 1st Half: 3-14 21.4%			2nd half: 1-7 14.3%	Game: 4-21 19.0%														
FT % 1st Half: 5-5 100.0%			2nd half: 9-9 100.0%	Game: 14-14 100.0%														

LAST TIME AN ARKANSAS PLAYER...

• SCORING •

Scored 25 Points: 26 Moses Moody AND 25 Jalen Tate at Vandy (01/23/21)

Scored 30 Points: 30 Mason Jones at Texas A&M (03/07/20)

Scored 40 Points: 40 Mason Jones vs Auburn (02/04/20)

Scored 50 Points: 51 Rotnei Clarke vs. Alcorn State (11/13/09)

RECORD: 51 Rotnei Clarke vs. Alcorn State (11/13/09)

• FIELD GOALS MADE •

Made 15 Field Goals: 15 (15-21) Rotnei Clarke vs. Alcorn State (11/13/09)

Made 20 Field Goals: 20 (2-30) Dean Tolson vs. Texas A&M (03/02/74)

RECORD: 20 (20-30) Dean Tolson vs. Texas A&M (03/02/74)

• FIELD GOALS ATTEMPTED •

Attempted 20 Field Goals: 20 (8-20) JD Notae at LSU (01/13/21)

Attempted 25 Field Goals: 25 (10-25) Moses Moody at Alabama (01/16/21)

RECORD: 30 (20-30) Dean Tolson vs. Texas A&M (03/02/74)

• FIELD GOAL PERCENTAGE •

Shot 100% FG (Min. 7 att): Daniel Gafford (7-7) at Texas Tech (01/26/19)

RECORD (min 8 att): 100% 8x - Best: Daryll Saulsberry (10-10) 1975

• 3-POINTERS MADE •

Made 7 3-pointers: 8 (8-11) Mason Jones at Texas A&M (03/07/20)

Made 10 3-pointers: 10 (10-13) by Isaiah Joe vs. FIU (12/01/18)

Made 11-Plus 3-pointers: 13 (13-17) by Rotnei Clarke vs. Alcorn State (11/13/09)

RECORD: 13 (13-17) by Rotnei Clarke vs. Alcorn State (11/13/09) (SEC record)

• 3-POINTERS ATTEMPTED •

Attempted 15 3-Pointers: 15 (6-15) Isaiah Joe at Texas A&M (03/07/20)

Attempted 20 3-Pointers: 24 (10-24) Pat Bradley vs. North Texas (12/30/98)

RECORD: 24 (10-24) Pat Bradley vs. North Texas (12/30/98) (SEC record)

• FREE THROWS MADE •

Made 10 Free Throws: 12 Mason Jones (12-14) vs LSU (03/04/20)

Made 15 Free Throws: 16 (16-19) Moses Moody vs Alabama (02/24/21)

Made 20 Plus Free Throws: 22 (22-24) Martin Terry vs. Texas A&M (01/22/72)

RECORD: 22 (22-24) by Martin Terry vs. Texas A&M (01/22/72)

• FREE THROWS ATTEMPTED •

Attempted 15 Free Throws: 19 (16-19) Mason Jones vs Tennessee (02/26/20)

Attempted 20 Free Throws: 21 (18-21) Moses Moody vs Alabama (02/24/21)

Attempted 24 Plus Free Throws: 24 (22-24) Martin Terry vs. Texas A&M (01/22/72)

RECORD: 24 (22-24) Martin Terry vs. Texas A&M (01/22/72)

• FREE THROW PERCENTAGE •

Shot 100% FT (min 10 att): 12-12 Isaiah Joe vs Tennessee (02/26/20)

RECORD (min. 11 att): 9x - Best: Tommy Boyer (18-18) in 1963

• REBOUNDS •

Grabbed 10-14 Rebounds: 12 Justin Smith vs Alabama (02/24/21)

Grabbed 15-20 Rebounds: 17 Justin Smith vs Oral Roberts (12/20/20)

Grabbed 20-Plus Rebounds: 23 Nick Davis vs. Jackson State (11/21/97)

RECORD: 23 by Nick Davis vs. Jackson State (11/21/97)

• **Grabbed 10 Offensive Rebounds: 10 Justin Smith vs Oral Roberts (12/20/20)**

• **Grabbed 14 Defensive Rebounds: 14 Connor Vanover vs North Texas (11/28/20)**

• ASSISTS •

Had 10 Assists: 10 by Jalen Tate vs Georgia (01/09/21)

Had 15 Assists: 15 by Dontell Jefferson vs. Portland State (11/18/05)

RECORD: 15 by Dontell Jefferson vs. Portland State (11/18/05)

• STEALS •

Had 5 Steals: 5 Justin Smith vs Florida (02/16/21)

Had 6-7 Steals: 6 Isaiah Joe at Georgia Tech (11/25/19)

Had 8-9 Steals: 9 Robert Shepard at Arizona (12/06/92)

RECORD: 9 by Robert Shepard at Arizona (12/06/92)

• BLOCKED SHOTS •

Had 5 Blocks: 5 Connor Vanover at Oklahoma State (01/30/21)

Had 6-9 Blocks: 6 Connor Vanover vs North Texas (11/28/20)

Had 10 Blocks: 10 Steven Hill vs. Texas State (12/06/05)

RECORD: 10 Steven Hill vs. Texas St. (12/06/05) & Oliver Miller vs. Texas (02/04/90)

• TURNOVERS •

Committed 5-9 Turnovers: 5 Jalen Tate vs Auburn (01/20/21)

Committed 10 Plus Turnovers: 10 Courtney Fortson at South Carolina (02/21/09)

• MINUTES PLAYED •

38 Minutes (Regulation): 38:24 Justin Smith vs Alabama (02/24/21)

39 Minutes (Regulation): 39:16 Moses Moody vs Alabama (02/24/21)

40 Minutes (Regulation): Jimmy Whitt Jr. at LSU (01/08/20) & vs TCU (01/25/20)

40 Minutes (OT): 40:00 Jimmy Whitt Jr., at Missouri (02/08/20)

45 Plus Minutes: 47 by BJ Young vs. Auburn (01/16/13)

• MISCELLANEOUS •

2 Players Scored 20+ Pts In Same Game: Moses Moody (25) & Davonte Davis (20) vs Georgia (01/09/21)

3 Players Scored 20+ Pts In Same Game: at Georgia (02/29/20)

Mason Jones (26), Isaiah Joe (26) & Desi Sills (21)

2 Players Scored 20+ Pts In Back-To-Back Gms: Jones (37/26) & Joe (22/26)

vs. Tennessee (02/26/20) and at Georgia (02/29/20)

2 Players Scored 20+ Pts In 3 Straight: Jones (41/20/21) & Joe (20/21/24)

vs Tulsa (12/14/19), Valpo (12/21/19) and Indiana (12/29/19)

8 Players Scored in Double Digits: Mississippi Valley State (11/25/20)

Vanover (25), Sills (19), Moody (16), Jackson (15), Robinson (15), Smith (13),

Notae (13), Tate 12)

Scored 20 or More Points in Five-Plus Consecutive Games: (5) by Mason Jones

37, 26, 36, 30, 22 (02/26/20 to 03/11/20)

Scored 20 or More Points in 10-Plus Consecutive Games: (11) by Todd Day

20, 23, 26, 26, 22, 31, 23, 21, 27, 21, 20 (12/01/90 to 01/12/91)

Scored 30 or More Points in 3 Straight Games: Mason Jones (only Razorback)

34 vs. S. Carolina (01/29/20), 30 at Alabama (02/01/20), 40 vs Auburn (02/04/20)

Most Points in Back-To-Back Games: 82 by Martin Terry

35 at TCU (02/20/73) and 47 vs. SMU (02/24/73)

Consecutive Free Throws Made: 48 by Ricky Medlock (20 gms; 12/21/74 to 03/04/75)

Double-Double: Pts/Rebs: Justin Smith (10 & 10) vs Mississippi State (02/02/21)

Double-Double: Pts/Assists: Jalen Tate (15 & 10) vs Georgia (01/09/21)

Two Players with Double-Double in Same Game: vs Oral Roberts (12/20/20)

Justin Smith (22 pts, 17 rebs) and Desi Sills (16 pts, 10 rebs)

Three Players with Double-Double in Same Game: vs Alabama (01/16/10) – Marshawn Powell

18 pts, 10 rebs), Mike Washington (17 pts, 13 rebs) and Courtney Fortson (12 pts, 10 assists)

Had 5-Plus Assists in 5-Plus Consecutive Games: (6) by Jalen Harris

11, 6, 10, 12, 7, 10 (11/21/81 thru 12/15/18)

Had 10 or More Assists in Back-to-Back Games: Jalen Harris

10 vs. FIU (12/01/18) and 12 at Colorado State (12/05/18)

Three-Plus Players with 5-Plus Assists in a Game: vs. Montana State (11/21/18)

Jalen Harris (11), Isaiah Joe (5) and Desi Sills (5)

Had 5 or More Steals in Back-to-Back Games: Ronnie Brewer

5 vs. Western Illinois (01/01/06) and 5 vs. Mississippi State (01/07/06)

LAST TIME AN OPPONENT PLAYER...

• SCORING •

Scored 30 Points: 30 Saben Lee vs Vanderbilt (03/11/20)

Scored 40 Points: 45 Jodie Meeks vs. Kentucky (02/14/09)

Scored 50 Points: 56 Oscar Robertson vs. Cincinnati (03/15/58) **(on record)**

• FIELD GOALS MADE •

Made 15 Field Goals: 17 (17-24) Jodie Meeks vs. Kentucky (02/14/09)

Made 20 Field Goals: 21 Oscar Robertson vs. Cincinnati (03/15/58) **(on record)**

• FIELD GOALS ATTEMPTED •

Attempted 20 Field Goals: 22 (11-22) Braden Shackelford at Alabama (02/01/20)

Attempted 25 Field Goals: 28 (11-28) Devan Downey vs. South Carolina (02/17/10)

• FIELD GOAL PERCENTAGE •

Shot 100% FG (Min. 7 att): Adam Wing (8-8) vs. Evansville (12/08/15)

• 3-POINTERS MADE •

Made 7 3-pointers: 7 (7-15) Tyler Hall vs. Montana State (11/21/18)

Made 10 3-pointers: 10 (10-19) Lance Weems at Auburn (01/06/96)

• 3-POINTERS ATTEMPTED •

Attempted 15 3-pointers: 15 (7-15) Tyler Hall vs. Montana State (11/21/18)

Attempted 20 3-pointers: 22 (5-22) Jeff Fryer vs. Loyola Marymount (03/16/89)

• FREE THROWS MADE •

Made 10 Free Throws: 12 (12-15) Xavier Pinson (01/02/21)

Made 15 Free Throws: 15 (15-17) Keyontae Johnson at Florida (02/18/20)

• FREE THROWS ATTEMPTED •

Attempted 15 Free Throws: 15 (12-15) Xavier Pinson (01/02/21)

Attempted 20 Free Throws: 24 (18-24) Frank Williams vs. Illinois (12/08/01)

• FREE THROW PERCENTAGE •

Shot 100% FT (min 10 att): 14-14 Grant Williams at Tennessee (01/15/19)

• REBOUNDS •

Grabbed 15-19 Rebounds: 18 Kevin Samuel vs TCU (01/25/20)

Grabbed 20 Rebounds: 20 Antonio McDyess vs. Alabama (03/11/95)

• **Grabbed 10 Offensive Rebounds: 11 Tyler Davis at Texas A&M (01/30/18)**

• **Grabbed 10 Defensive Rebounds: 11 Kevin Samuel vs TCU (01/25/20)**

• ASSISTS •

Had 10 Assists: 11 Tremont Waters vs. LSU (01/12/19)

Had 13 Assists: 13 Chuck Evans at Mississippi State (01/27/93) **(on record)**

• STEALS •

Had 5 Steals: 6 Alpha Diallo at Providence (03/19/19)

Had 8 Steals: 8 Terry Conerway vs. Texas State (12/21/02)

• BLOCKED SHOTS •

Had 6-9 Blocks: 7 Stefan Moody at Ole Miss (02/13/16)

Had 10 Plus Blocks: 10 P.J. Roberson vs. Grambling State (11/26/11)

• TURNOVERS •

Committed 5-9 Turnovers: 5 Herbert Jones vs Alabama (02/24/21)
Committed 10 Plus Turnovers: 12 Devin Gibson vs. UTA (12/12/07)

LAST TIME ARKANSAS HIGHS...

• SCORING •

Scored 100-119 Points: 104 vs. Oral Roberts (12/19/17)
Scored 120-Plus Points: 142 vs. Mississippi Valley State (11/25/20)
Scored 50 Points in 1st Half: 61 vs Miss Valley State (11/25/20)
Scored 50 Points in 2nd Half: 56 vs Georgia (01/09/21)
Scored 60 or More Points in a Half: 61 (1st) vs. Miss Valley State (11/25/20)
Scored 70 or More Points in a Half: 71 (1st) vs. Alcorn (11/13/09)
Scored 80 or More Points in a Half: 81 (2nd) vs. Miss Valley State (11/25/20)
Most Points in a Half: 88 (2nd) vs. U.S. International (12/09/89)

• FIELD GOALS MADE •

Made 40 Field Goals: 40 (40-76) vs Central Arkansas (12/12/20)
Made 50 Field Goals: 57 (57-99) vs. Troy (12/10/96)
RECORD: 68 (68-101) vs. U.S. International (12/09/89)

• FIELD GOALS ATTEMPTED •

Attempted 80 Field Goals: 86 (48-86) vs Miss Valley State (11/25/20)
Attempted 90 Field Goals: 99 (57-99) vs. Troy (12/10/96)
Attempted 100 Field Goals: 101 (68-101) vs. US International (12/09/89)
RECORD: 101 (68-101) vs. U.S. International (12/09/89)

• FIELD GOAL PERCENTAGE •

Shot 60% FG: 60.9 (42-69) vs. FIU (12/01/18)
Shot 70% or Better FG: 72.7 (32-44) vs. Alabama State (12/21/83)
RECORD: 79.4 (27-34) vs. Texas Tech (1979)

• 3-POINTERS MADE •

Made 15 3-pointers: 16 (16-24) vs. Mississippi State (01/09/16)
Made 20 3-pointers: 20 (20-40) vs Miss Valley State (11/25/20)
RECORD: 21 (21-37) vs. Troy (12/10/96)

• 3-POINTERS ATTEMPTED •

Attempted 30 3-pointers: 31 (8-31) at LSU (01/13/21)
Attempted 40 3-pointers: 40 (20-40) vs Miss Valley State (11/25/20)
RECORD: 54 (19-54) vs. North Texas (12/30/98)

• 3-POINT PERCENTAGE •

Shot 50% 3PT FG (min. 15 att): 57.1 (12-21) vs Georgia (01/09/21)
Shot 60% or Better 3PT FG (min. 15 att): 61.1 (11-18) at Vanderbilt (03/06/19)
RECORD (min. 15 att): 66.7 (16-24) vs. Mississippi State (01/09/16)

• FREE THROWS MADE •

Made 20 Free Throws: 27 (27-43) vs Alabama (02/24/21)
Made 30 Free Throws: 36 (36-54) vs LSU (03/04/20)
Made 40 Free Throws: 41 (41-49) at Kentucky (01/25/92)
RECORD: 48 (48-53) vs. Ole Miss (01/17/04)

• FREE THROW ATTEMPTS •

Attempted 40 Free Throws: 43 (27-43) vs Alabama (02/24/21)
Attempted 50 Free Throws: 54 (36-54) vs LSU (03/04/20)
Attempted 60 Free Throws: 65 vs. TCU (1955)
RECORD: 65 vs. TCU (1955)

• FREE THROW PERCENTAGE •

Shot 80% FT (min. 10 att): 87.0 (20-23) at Missouri (02/13/21)
Shot 90% or Better FT (min. 10 att): 92.9 (13-14) vs Mississippi State (02/02/21)
RECORD (min 10 att): 100 3x - Best 16-16 at Kentucky (02/27/14)

• REBOUNDS •

Grabbed 40 Rebounds: 40 vs Georgia (01/09/21)
Grabbed 50 Rebounds: 54 vs Lipscomb (12/05/20)
Grabbed 55-Plus Rebounds: 58 vs Oral Roberts (12/20/20)
RECORD: 77 vs. Jackson State (01/22/02)

• ASSISTS •

Had 25 Assists: 26 vs Central Arkansas (12/12/20)
Had 30 Assists: 32 vs. Jackson State (11/22/96)
Had 40 Assists: 40 vs. Troy (12/10/96)
RECORD: 47 vs. U.S. International (12/09/89)

• STEALS •

Had 15 Steals: 15 at Georgia Tech (11/25/19)
Had 20 Steals: 24 vs. Maryland-Eastern Shore (01/02/01)
Had 25 Steals: 26 vs. Louisiana-Monroe (11/25/00)
RECORD: 26 vs. Louisiana-Monroe (11/25/00)

• BLOCKED SHOTS •

Had 10 Blocks: 11 vs Alabama (02/24/21)
Had 13 Blocks: 14 vs. Georgia (01/29/19)
Had 15 Blocks: 15 vs. South Alabama (12/30/91)
RECORD: 18 vs. Missouri (12/05/95)

• MOST TURNOVERS •

Had 25 Turnovers: 25 at South Carolina (02/21/09)
Had 30 Turnovers: 32 vs. Providence (11/16/07)
RECORD: 32 vs. Providence (11/16/07)

• FOULS •

Committed 25 Fouls: 28 vs Missouri (01/02/21)
Committed 30 Fouls: 32 at Missouri (02/08/20)
RECORD: 38 vs. Missouri (12/04/61)

LAST TIME ARKANSAS LOWS...

• SCORING •

Held to 40-45 Points: 43 at Florida (01/22/11)
Held to 46-49 Points: 46 at Mississippi State (02/09/16)
Held to 50-55 Points: 50 vs. Florida (03/14/19)
Held to 56-59 Points: 59 at Alabama (01/16/21)
Held to 19 Points or Less in a Half: 19 (1st half) at Alabama (01/16/21)

• FIELD GOALS •

Held to Below 20 Field Goals Made: 15 (15-49) at Tennessee (02/11/20)

• FIELD GOAL PERCENTAGE •

Held to 20-29% FG: 26.8 (19-71) vs Missouri (01/02/21)
Held to 30-35% FG: .333 (19-57) vs Kentucky (01/18/20)

• 3-POINTERS •

Did not Make a 3-pointer: 0 (0-2) at Texas (01/07/89)
Held to 1-3 3-PT FG Made: 2 (2-17) vs Mississippi State (02/02/21)
Attempted Single-Digit 3-pointers: 9 (6-9) vs TCU (01/25/20)

• 3-POINT PERCENTAGE •

Shot 10% or Worse 3PT FG: 10.0 (1-10) at Mississippi State (02/09/16)
Shot 11-19% 3PT FG: 11.8 (2-17) vs Mississippi State (02/02/21)

• FREE THROWS •

Made Single Digit Free Throws: 4 (4-7) at Oklahoma State (01/30/21)
Attempted Single Digit Free Throws: 7 (4-7) at Oklahoma State (01/30/21)

• FREE THROW PERCENTAGE •

Shot 40-49% FT: 47.1 (8-17) vs Southern (12/09/20)
Shot Below 40% FT: 26.7 (4-15) at Texas A&M (01/09/13)

• REBOUNDING •

Had 19 or Fewer Rebounds: 19 at Missouri (03/05/13)
Had 20-25 Rebounds: 25 at Texas A&M (03/07/20)

• ASSISTS •

Held to 6 Assists or less: 6 at Tennessee (02/11/20)

• STEALS •

Had No Steals: *None on record*
Had 1 Steal: 1 vs Florida (03/09/18)
Had 2-4 Steals: 2 at Tennessee (01/06/21)

• BLOCKED SHOTS •

Had No Blocked Shots: 0 vs Missouri (1/23/19)

• FEWEST TURNOVERS •

Had 1-4 Turnovers: 4 vs Georgia (01/29/19)
Had 5-9 Turnovers: 6 at Kentucky (02/09/21)

• FOULS •

Had Single Digit Fouls: 9 vs LSU (02/17/07)

ARKANSAS MISCELLANEOUS...

Played in an OT game:	02/13/21 at Missouri	W, 86-81 (OT)
Played in a 2OT game:	01/23/18 at Georgia	W, 80-77 (2 OT)
Played in a 3OT game:	02/09/80 vs. Houston	L, 90-84 (3 OT)
Beat AP team ranked 21-25:	03/09/18 vs. #23 Florida (SEC)	W, 80-72
Beat AP team ranked 16-20:	02/02/19 at #19 LSU	W, 90-89
Beat AP team ranked 11-15:	02/27/18 vs. #14 Auburn	W, 91-82
Beat AP team ranked 6-10:	02/24/21 vs. #6 Alabama	W, 81-66
Beat AP team ranked 2-5:	01/27/16 vs. #5 Texas A&M	W, 74-71
Beat AP team ranked #1:	02/12/84 vs. #1 North Carolina (PB)	W, 65-64
Beat AP Top 25 team at home:	02/24/21 vs. #6 Alabama	W, 81-66
Beat AP Top 10 team at home:	02/24/21 vs. #6 Alabama	W, 81-66
Beat AP Top 25 team on road:	02/13/21 at #10 Missouri	W, 86-81 (OT)
Beat AP Top 10 team on road:	02/13/21 at #10 Missouri	W, 86-81 (OT)

LAST TIME AN OPPONENT HIGHS...

• SCORING •

Scored 100 Points: 106 at Tennessee (01/15/19)
 Scored 110 Points: 117 at Ole Miss (12/10/73)
 Scored 50 Points in 1st Half: 55 at Tennessee (01/15/19)
 Scored 50 Points in 2nd Half: 56 vs LSU (03/04/20)
 Scored 60 or More Points in a Half: 60 (1st half) vs. Alabama (02/28/96)

• FIELD GOALS MADE •

Made 30 Field Goals: 31 (31-61) at Oklahoma State (01/30/21)
 Made 40 Field Goals: 40 (40-68) by Texas (01/05/10)
 Made 45 Field Goals: 45 (45-80) vs. Pittsburgh (12/29/86)

• FIELD GOALS ATTEMPTED •

Attempted 70 Field Goals: 70 (31-70) vs LSU (03/04/20)
 Attempted 80 Field Goals: 83 (31-83) by FIU (12/01/018)

• FIELD GOAL PERCENTAGE •

Shot 60% FG: 61.1 (15-23) vs. Auburn (02/17/16)
 Shot 65% FG: 67.7 (4-65) vs. North Carolina (03/23/08)
 Shot 69% FG: 69.8 (37-53) at Auburn (01/14/95)

• 3-POINTERS MADE •

Made 15 3-pointers: 15 (15-36) at Alabama (01/16/21)
 Made 17 3-pointers: 17 (17-33) at Auburn (02/20/19)

• 3-POINTERS ATTEMPTED •

Attempted 25 3-pointers: 29 (15-29) at Auburn (12/30/20)
 Attempted 30 3-pointers: 33 (11-33) vs Alabama (02/24/21)
 Attempted 35 3-pointers: 36 (15-36) at Alabama (01/16/21)

• 3-POINT PERCENTAGE •

Shot 50% 3PT FG (min 15 att): 53.8 (14-26) at Kentucky (02/09/21)
 Shot 60% or Better 3PT FG (min 15 att): 62.7 (10-15) at South Carolina (02/09/19)

• FREE THROWS •

Made 20 Free Throws: 20 (20-26) at Tennessee (01/06/21)
 Made 30 Free Throws: 34 (34-44) at Missouri (02/08/19)
 Made 40 Free Throws: 40 (40-50) vs. UMass (11/25/94)

• FREE THROW ATTEMPTS •

Attempted 35 Free Throws: 39 (26-39) vs Missouri (01/02/21)
 Attempted 40 Free Throws: 44 (34-44) at Missouri (02/08/18)
 Attempted 50 Free Throws: 50 (39-50) vs. South Carolina (03/11/04)

• FREE THROW PERCENTAGE •

Shot 80% FT (min. 10 att): .840 (21-25) at Florida (02/18/20)
 Shot 90% or Better FT (min. 10 att): .962 (25-26) at Ole Miss (01/11/20)
 Shot 100% (min. 10 att): 1.000 (14-14) vs Florida (02/16/21)

• REBOUNDING •

Grabbed 45 Rebounds: 48 at LSU (01/13/21)
 Grabbed 50 Rebounds: 51 vs Missouri (01/02/21)
 Grabbed 55-Plus Rebounds: 56 vs. Georgia (01/29/19)
 Grabbed 20 Offensive Rebounds: 23 at LSU (01/08/20)

• ASSISTS •

Had 25 Assists: 25 vs. Louisville (11/17/09)
 Had 30 Assists: 30 at UAB (01/27/90)

• STEALS •

Had 15 Steals: 15 at LSU (02/24/10)
 Had 18 Steals: 18 vs. Alcorn State (12/02/95)

• BLOCKED SHOTS •

Had 10 Blocks: 10 at Tennessee (01/22/14)
 Had 13 Blocks: 13 at Mississippi State (01/14/10)

• MOST TURNOVERS •

Had 20 Turnovers: 21 vs Georgia (01/09/21)
 Had 25 Turnovers: 26 vs Mississippi State (02/02/21)
 Had 30 Turnovers: 30 vs. Louisiana-Monroe (12/31/04)

• FOULS •

Committed 30-plus Fouls: 32 vs Alabama (02/24/21)
 RECORD: 36 vs. Centenary (12/04/82)

LAST TIME AN OPPONENT LOWS

• SCORING •

Held to 30-39 Points: 33 vs. Vanderbilt (01/12/13)
 Held to 40-45 Points: 45 vs Mississippi State (02/02/21)
 Held to 46-49 Points: 46 vs Montana (11/16/19)
 Held to 50-55 Points: 50 vs Lipscomb (12/05/20)
 Held to 56-59 Points: 55 vs Vanderbilt (01/15/20)
 Held to 19 Points or Less in a Half: 18 vs Montana (11/16/19)

• FIELD GOAL PERCENTAGE •

Held to 21% or Worse FG: .2097 (13-62) vs. Jackson State (11/22/02)
 Held to 20-29% FG: .286 (18-63) vs Southern (12/09/19)
 Held to 30-35% FG: .306 (15-49) vs Mississippi State (02/02/21)

• 3-POINTERS •

Did not Make a 3-pointer: 0 (0-10) by Mississippi State (02/07/15)
 Held to 1 3-PT FG Made: 1 (1-13) vs Southern (12/09/20)
 Held to 2-4 3-PT FG Made: 4 (4-17) vs Tennessee (02/26/20)
 Held to 5-7 3-PT FG Made: 5 (5-19) vs Mississippi State (02/02/21)

• 3-POINT PERCENTAGE •

Shot 10% or Worse 3PT FG: 6.3 (1-16) vs Ole Miss (01/27/21)
 Shot 11-16% 3PT FG: 15.4 (2-13) vs North Texas (11/28/20)
 Shot 17-19% 3PT FG: 19.0 (4-21) vs Florida (02/16/21)

• FREE THROWS •

Made 1-5 Free Throws: 3 (3-8) vs Alabama (02/24/21)
 Made 6-9 Free Throws: 8 (8-12) Ole Miss (01/27/21)

• FREE THROW ATTEMPTS •

Attempted Single Digit Free Throws: 8 (3-8) vs Alabama (02/24/21)

• FREE THROW PERCENTAGE •

Shot 40-49% FT: 37.5 (3-8) vs Alabama (02/24/21)
 Shot Below 40% FT: 38.1 (8-21) vs. Texas State (12/22/18)

• REBOUNDING •

Had 19 or Fewer Rebounds: 19 vs. Missouri-Kansas City (12/02/06)
 Had 20-25 Rebounds: 25 at Texas Tech (01/26/19)

• ASSISTS •

Held 5 Assists or Fewer: 5 vs Southern (12/09/20)

• STEALS •

Had No Steals: 0 vs Vanderbilt (01/15/20)
 Had 1 Steal: 1 at Kentucky (02/09/21)
 Had 2-4 Steals: 3 vs Missouri (01/02/21)

• BLOCKED SHOTS •

Had No Blocked Shots: 0 (3x in 2020-21) vs Lipscomb / Southern / Georgia

• FEWEST TURNOVERS •

Had 0-5 Turnovers: 5 at Tennessee (01/06/21)
 Had 6-9 Turnovers: 9 vs Ole Miss (01/27/21)

• FOULS •

Had Single Digit Fouls: 8 at Michigan (12/08/12)
 Committed 10-14 Fouls: 14 at Oklahoma State (01/30/21)

RAZORBACK SPEED CHART



JUSTIN SMITH
0 F • Gr. Sr. • 6-7 • 230
 Buffalo Grove, Ill.



Injured ankle at Auburn (12/30), surgery (1/1), returned at Bama (1/16) ... Scored 1,000th career point at Mizzou ... 500th career rebound vs Ole Miss ... 37th in NCAA/2nd SEC in off rebs (3.05) ... 7 career Double-Doubles / 3 at ARK (ORU: 22 & 17 / MISS ST: 10 & 10 / BAMA: 11 & 12) ... Hogs 17-2 with Smith starting

Year	GP	GS	Min	Avg	FG	FGA	Pct	3FG	3FGA	Pct	FT	FTA	Pct	Off	Def	Tot	Avg	PF	FO	Ast	TO	Blk	Stl	Pts	Avg
2020-21	19	19	560	29.5	94	185	.508	4	19	.211	31	53	.585	58	70	128	6.7	37	0	33	31	10	22	223	11.7
CAREER	117	92	2860	24.4	425	838	.507	24	99	.242	170	276	.616	224	323	547	4.7	245	2	97	180	45	82	1044	8.9

CAREER HIGHS

PTS: 24 (2x) last vs Western Illinois (11/05/19)
 REB: 17 vs Oral Roberts (12/20/20)
 AST: 4 (3x) last Florida (02/16/21)
 STL: 5 vs Florida (02/16/21)
 BLK: 3 at Michigan State (02/02/19)



JD NOTAE
1 F • R-Jr. • 6-1 • 195
 Covington, Ga.

Pronounced No-Tay ... Scored 1,000th career point vs UCA, scoring a game-high 22 points with 6 assists, 3 steals, 1 TO ... 5 career Double-Doubles including a Triple-Double ... Has led team in scoring 5x ... Second on the team in scoring ... 13th in the SEC in FT made and 15th in FT% ... 14th in 3's made

Year	GP	GS	Min	Avg	FG	FGA	Pct	3FG	3FGA	Pct	FT	FTA	Pct	Off	Def	Tot	Avg	PF	FO	Ast	TO	Blk	Stl	Pts	Avg
2020-21	23	1	489	21.3	91	241	.378	38	115	.330	67	88	.761	11	56	67	2.9	33	1	43	43	9	27	287	12.5
CAREER	83	52	2300	27.7	427	1044	.409	149	430	.347	213	292	.729	68	327	395	4.8	169	7	206	221	37	128	1216	14.7

CAREER HIGHS

PTS: 40 vs Florida Memorial (11/21/18)
 REB: 14 Stetson (01/30/19)
 AST: 10 at Kennesaw State (01/09/19)
 STL: 5 (2x) last Florida Gulf Coast (02/02/19)
 BLK: 3 (4x) last at Oral Roberts (12/20/20)



VANCE JACKSON JR.
2 F • Gr. Sr. • 6-9 • 238
 Pasadena, Calif.



Scored 1,000th career point and grabbed his 500th career rebound in season opener vs Miss Valley with 15 pts (4-6 3PT) and 7 rebs ... 8 career Double-Doubles ... Had nine rebs at UT and seven at LSU ... Scored SEC-best 15 vs Georgia ... Rated the 8th-best Graduate Transfer in the Nation by CBSSports.com

Year	GP	GS	Min	Avg	FG	FGA	Pct	3FG	3FGA	Pct	FT	FTA	Pct	Off	Def	Tot	Avg	PF	FO	Ast	TO	Blk	Stl	Pts	Avg
2020-21	22	3	284	12.9	32	91	.352	21	61	.344	8	14	.571	10	43	53	2.4	19	0	16	13	2	8	93	4.2
CAREER	114	68	2762	24.2	349	846	.413	178	505	.352	207	309	.670	108	439	547	4.8	204	3	181	194	20	81	1083	9.5

CAREER HIGHS

PTS: 30 vs Fresno State (02/02/19)
 REB: 13 (2x) last vs Fresno State (02/02/19)
 AST: 7 vs Nevada (01/05/19)
 STL: 4 vs Wyoming (03/03/19)
 BLK: 2 (2x) last vs Nevada (02/18/20)



DESI SILLS
3 G • Jr. • 6-2 • 200
 Jonesboro, Ark.

Preseason All-SEC second team by the coaches ... 1st career Double-Double vs ORU (16 pts and career-high 10 rebs) ... Led Hogs to sweep vs Auburn: 1st - Career-high 23 points & six rebounds on the road ... 2nd - Had 22 pts in home win ... Has made 17 of his last 20 FT, including 8-of-10 vs AUB

Year	GP	GS	Min	Avg	FG	FGA	Pct	3FG	3FGA	Pct	FT	FTA	Pct	Off	Def	Tot	Avg	PF	FO	Ast	TO	Blk	Stl	Pts	Avg
2020-21	23	15	521	22.7	73	164	.445	20	64	.313	45	64	.703	19	51	70	3.0	41	0	38	25	6	26	211	9.2
CAREER	89	47	2094	23.5	245	564	.434	96	270	.356	144	212	.679	51	157	208	2.3	205	6	135	122	11	77	730	8.2

CAREER HIGHS

PTS: 23 at Auburn (12/30/20)
 REB: 10 vs Oral Roberts (12/20/20)
 AST: 6 vs FIU (12/01/18)
 STL: 4 (2x) last vs UT Arlington (12/02/20)
 BLK: 2 Mississippi State (02/02/21)



DAVONTE "DEVO" DAVIS
4 G • Fr. • 6-1 • 180
 Jacksonville, Ark.

Had game-high 18 vs FLA ... Led team w/ 14 pts & w/ 7 rebs vs Southern ... Made 4 "game-winning" plays during 10-0 run at Auburn, including FG to cap the run ... Keyed win vs Auburn at home w/ 10 pts ... Had 20 pts, 7 reb & 6 assists ... Game-clinching steal at UK and gave ARK 1-pt lead with 58 ticks left in OT at Mizzou

Year	GP	GS	Min	Avg	FG	FGA	Pct	3FG	3FGA	Pct	FT	FTA	Pct	Off	Def	Tot	Avg	PF	FO	Ast	TO	Blk	Stl	Pts	Avg
2020-21	21	8	419	20.0	64	134	.478	2	7	.286	19	25	.760	24	51	75	3.6	46	0	34	27	3	22	149	7.1

CAREER HIGHS

PTS: 20 vs Georgia (01/09/21)
 REB: 8 vs Mississippi State (02/02/21)
 AST: 6 vs Georgia (01/09/21)
 STL: 3 vs Missouri (01/02/21)
 BLK: 1 (3x) last at Missouri (02/13/21)



MOSES MOODY
5 G • Fr. • 6-6 • 205
 Little Rock, Ark.

On Athletics' African American Student-Athlete Leadership Council and SAAC ... SEC Fresh of the Week (12/7) ... 6th in the SEC in scoring/5th among NCAA Fresh ... 13th NCAA/3rd in SEC in FT made ... 1st career double-double vs Mizzou (1/2) ... Six 20-pt games (4 in SEC) ... Projected top 10 2021 NBA pick by five publications.

Year	GP	GS	Min	Avg	FG	FGA	Pct	3FG	3FGA	Pct	FT	FTA	Pct	Off	Def	Tot	Avg	PF	FO	Ast	TO	Blk	Stl	Pts	Avg
2020-21	23	23	753	32.7	117	271	.432	41	110	.373	105	127	.827	46	83	129	5.6	51	0	39	37	15	25	380	16.5

CAREER HIGHS

PTS: 28 at Alabama (01/16/21)
 REB: 10 vs Missouri (01/02/21)
 AST: 4 vs Alabama (02/24/21)
 STL: 3 (2x) last vs North Texas (11/28/20)
 BLK: 3 vs Alabama (02/24/21)



JAYLIN WILLIAMS
10 F • Fr. • 6-10 • 245
 Fort Smith, Ark.

Leads team with 13 charges taken ... Led Arkansas with 10 rebounds vs MVSU, 10 at LSU and 9 vs FLA ... Only Hog to come off the bench and get 10 boards 3x ... 9 reb vs UGA ... Scored career-high 13 (w/ 8 boards) in win vs Bama and was +30 in 22 minutes ... At UK, career-high 5-of-6 FT with team-best 7 rebs

Year	GP	GS	Min	Avg	FG	FGA	Pct	3FG	3FGA	Pct	FT	FTA	Pct	Off	Def	Tot	Avg	PF	FO	Ast	TO	Blk	Stl	Pts	Avg
2020-21	21	2	313	14.9	25	51	.490	6	20	.300	21	27	.778	24	71	95	4.5	40	1	15	20	13	10	77	3.7

CAREER HIGHS

PTS: 13 vs Alabama (02/24/21)
 REB: 10 (2x) last at LSU (01/13/21)
 AST: 3 at Missouri (02/13/21)
 STL: 2 (2x) last vs Mississippi St. (02/02/21)
 BLK: 2 (3x) last at LSU (01/13/21)



JALEN TATE
11 G • Gr. Sr. • 6-6 • 175
 Pickerington, Ohio



1,000th career pt vs UCA • 400th career reb vs AUB (1/20) • 300th career assist vs LIP ... 4 career Double-Doubles (2 @ ARK: 17 pts & career-high 11 assists vs UCA - 15 & 10 vs UGA) ... 3rd in the SEC in assists ... At VU: 25 pts, 8 asts, 1 TO & 4 steals ... Sank 2 FT w/4.3 ticks left to win at UK then Blkd shot to win at Mizzou

Year	GP	GS	Min	Avg	FG	FGA	Pct	3FG	3FGA	Pct	FT	FTA	Pct	Off	Def	Tot	Avg	PF	FO	Ast	TO	Blk	Stl	Pts	Avg
2020-21	23	23	689	30.0	100	193	.518	20	54	.370	37	57	.649	26	58	84	3.7	68	4	98	66	11	32	257	11.2
CAREER	116	105	3073	26.5	456	904	.504	59	195	.303	236	380	.621	103	323	426	3.7	352	10	383	249	64	161	1207	10.4

CAREER HIGHS

PTS: 31 vs IUPUI (02/14/20)
 REB: 12 at Green Bay (01/31/20)
 AST: 11 vs Central Arkansas (12/20/20)
 STL: 6 vs IUPUI (02/14/20)
 BLK: 4 vs Alabama (02/24/21)



KHALEN "KK" ROBINSON
12 G • Fr. • 6-0 • 175
 Little Rock, Ark.

• Had surgery on his right foot on Jan. 10 and will miss the rest of the 2020-21 season.
 • Rated the 36th-best incoming freshman in the nation and the 7th-best combo guard by 247Sports.com
 • 2020 MaxPreps Virginia All-State team

Year	GP	GS	Min	Avg	FG	FGA	Pct	3FG	3FGA	Pct	FT	FTA	Pct	Off	Def	Tot	Avg	PF	FO	Ast	TO	Blk	Stl	Pts	Avg
2020-21	11	0	92	8.4	9	21	.429	5	12	.417	6	8	.750	0	10	10	0.9	16	1	11	6	1	3	29	2.6

CAREER HIGHS

PTS: 15 vs Mississippi Valley State (11/25/20)
 REB: 2 vs Mississippi Valley State (11/25/20)
 AST: 4 vs Lipscomb (12/05/20)
 STL: 1 vs Mississippi Valley State (11/25/20)
 BLK: -



ABAYOMI "BAYBE" IYIOLA
22 F • R-Jr. • 6-9 • 230
 Atlanta, Ga.

Pronounced ah-BAH-yum-Mee ... EE-EE-oh-la ... Goes by Baybe (pronounced Bay-bey) ... Had knee (right) surgery in the summer and started practicing with the team in Dec. 26 ... Officially came off the "IR" as he dressed for the Florida game (Feb. 16) ... Serves on Arkansas' Student-Athlete Advisory Committee

Year	GP	GS	Min	Avg	FG	FGA	Pct	3FG	3FGA	Pct	FT	FTA	Pct	Off	Def	Tot	Avg	PF	FO	Ast	TO	Blk	Stl	Pts	Avg
2020-21	63	39	1325	21.0	274	547	.501	1	11	.091	107	151	.709	162	272	434	6.9	185	6	19	75	58	46	656	10.4

CAREER HIGHS

PTS: 26 at USF (11/28/18)
 REB: 13 (3x) last at North Florida (01/15/20)
 AST: 2 (2x) last at North Florida (02/26/19)
 STL: 4 at Jacksonville (02/13/19)
 BLK: 2 (2x) last at North Florida (02/26/19)



CONNOR VANOVER
23 F • R-Sr. • 7-3 • 247
 Little Rock, Ark.

21 blocks over last 7 gms ... 7-of-19 (.368) from 3PT in last 6 ... At least seven rebounds in 9x this year and at least 3 BLKS 7x ... 3rd SEC in BLKS (1.9) ... Game-high 23 pts (4-of-5 3PT FG) w/ 8 reb & 3 BLK vs MVSU ... Career-high 16 boards and 6 blocks vs North Texas ... Had 10 rebs vs UCA ... Had 17 pts in win at Auburn

Year	GP	GS	Min	Avg	FG	FGA	Pct	3FG	3FGA	Pct	FT	FTA	Pct	Off	Def	Tot	Avg	PF	FO	Ast	TO	Blk	Stl	Pts	Avg
2020-21	23	21	428	18.6	67	143	.469	22	67	.328	20	21	.952	27	94	121	5.3	35	0	13	18	45	12	176	7.7
CAREER	51	36	919	18.0	150	320	.469	49	143	.343	36	45	.800	48	156	204	4.0	73	2	18	36	80	19	385	7.5

CAREER HIGHS

PTS: 24 at Stanford (03/07/19)
 REB: 16 vs North Texas (11/28/20)
 AST: 2 vs Washington State (03/02/19)
 STL: 3 vs Southern (12/09/20)
 BLK: 6 (2x) last vs North Texas (11/28/20)



ETHAN HENDERSON
24 F • Jr. • 6-8 • 210
 Little Rock, Ark.

Has 7 blocked shots this season - 5 in two games vs Bama ... Played a season-high 15:31 at Alabama and recorded four rebounds with three blocked shots ... In the Bama win, played 8 minutes with two blocked shots ... In 63 minutes this season has recorded 16 rebounds (10.2 reb per 40 min)

Year	GP	GS	Min	Avg	FG	FGA	Pct	3FG	3FGA	Pct	FT	FTA	Pct	Off	Def	Tot	Avg	PF	FO	Ast	TO	Blk	Stl	Pts	Avg
2020-21	12	0	63	5.3	6	8	.750	0	0	.000	1	4	.250	8	8	16	1.3	6	0	1	2	7	0	13	1.1
CAREER	44	6	298	6.8	23	39	.590	0	0	.000	9	24	.375	27	47	74	1.7	44	1	6	7	25	7	55	1.3

CAREER HIGHS

PTS: 10 vs LSU (03/04/20)
 REB: 9 vs Tennessee (02/26/20)
 AST: 1 UT Arlington (11/23/18)
 STL: 2 at Tennessee (01/15/19)
 BLK: 4 at Texas A&M (03/07/20)



ERIC MUSSELMAN
 University of Arkansas Head Coach
 San Diego, 1987
 As ARKANSAS Head Coach: 38-17 (2nd yr)
 As Collegiate Head Coach: 148-51 (6th yr)
 As Pro Head Coach: 503-291 (14 seasons)

As collegiate HC, players have earned 2 conference POY honors, 3 All-American honors and 14 all-conference honors ... In 1st 5 years in college, won 20 games 5x & 3 conf. titles; played in 3 NCAA tournaments and won CBI championship ... Only needed 130 games as collegiate HC to record 100 wins ... In 20 seasons as a HC, finished 1st in his conf./division 13 times ... In 14 seasons as a pro HC, led league in wins 7x (2nd-most wins 3x) ... 1st coach in pro basketball history to win 100 games by the age of 28 ... In 7 years as head coach in CBA, a league-best 24 of his players were called up to the NBA and he coached five All-Star games.

