



GAME NOTES

2021 SCHEDULE

OVERALL: 5-2 | SEC: 0-0

H: 0-0 | A: 4-1 | N: 1-1 | L10: 5-2 | TOP 25: 1-1

DATE	OPPONENT	LOCATION	TIME/RESULT
F11	#10 Oklahoma State!	Monroe, La.	L, 12-11
F12	Lipscomb!	Monroe, La.	Canceled
F12	Jacksonville State!	Monroe, La.	Canceled
F13	#10 Oklahoma State!	Monroe, La.	Canceled
F13	at ULM!	Monroe, La.	Canceled
F20	at McNeese#	Lake Charles, La.	W, 6-4 (14).
F20	at McNeese#	Lake Charles, La.	L, 7-4
F21	#18 Baylor#	Lake Charles, La.	W, 7-2
F21	at McNeese#	Lake Charles, La.	W, 3-1
F22	at UTA	Arlington, Texas	W, 10-6
F22	at UTA	Arlington, Texas	W, 4-3
F25	North Dakota State (DH)^	Fayetteville, Ark.	3 p.m.
F25	North Dakota State (DH)^	Fayetteville, Ark.	5:30 p.m.
F26	Texas Tech^	Fayetteville, Ark.	3 p.m.
F26	Southeast Missouri^	Fayetteville, Ark.	5:30 p.m.
F27	Southeast Missouri^	Fayetteville, Ark.	5:30 p.m.
F28	Texas Tech^	Fayetteville, Ark.	12:30 p.m.
M4	Drake (DH)%	Fayetteville, Ark.	3 p.m.
M4	Drake (DH)%	Fayetteville, Ark.	5:30 p.m.
M5	Kansas%	Fayetteville, Ark.	3 p.m.
M5	Northwestern State%	Fayetteville, Ark.	5:30 p.m.
M6	Northwestern State%	Fayetteville, Ark.	3 p.m.
M9	at Central Arkansas	Conway, Ark.	6 p.m.
M12	at South Carolina*	Columbia, S.C.	TBA
M13	at South Carolina*	Columbia, S.C.	TBA
M14	at South Carolina*	Columbia, S.C.	12 p.m.
M16	Liberty	Fayetteville, Ark.	TBA
M19	Ole Miss*	Fayetteville, Ark.	TBA
M20	Ole Miss*	Fayetteville, Ark.	TBA
M21	Ole Miss*	Fayetteville, Ark.	TBA
M23	at Kansas City	Kansas City, Mo.	4 p.m.
M24	at Kansas	Lawrence, Kan.	TBA
M26	Mississippi State*	Fayetteville, Ark.	TBA
M27	Mississippi State*	Fayetteville, Ark.	TBA
M28	Mississippi State*	Fayetteville, Ark.	TBA
A2	at Auburn*	Auburn, Ala.	12 p.m.
A3	at Auburn*	Auburn, Ala.	1 p.m.
A4	at Auburn*	Auburn, Ala.	TBA
A6	Missouri State	Fayetteville, Ark.	TBA
A9	Alabama*	Fayetteville, Ark.	TBA
A10	Alabama*	Fayetteville, Ark.	11 a.m.
A11	Alabama*	Fayetteville, Ark.	TBA
A16	at Georgia*	Athens, Ga.	TBA
A17	at Georgia*	Athens, Ga.	TBA
A18	at Georgia*	Athens, Ga.	TBA
A20	Central Arkansas	Fayetteville, Ark.	TBA
A24	Missouri*	Fayetteville, Ark.	TBA
A25	Missouri*	Fayetteville, Ark.	5 p.m.
A26	Missouri*	Fayetteville, Ark.	6 p.m.
M1	at LSU*	Baton Rouge, La.	6 p.m.
M2	at LSU*	Baton Rouge, La.	5 p.m.
M3	at LSU*	Baton Rouge, La.	6 p.m.
M12-15	SEC Tournament\$	Tuscaloosa, Ala.	TBA

! Best on the Bayou Classic | # Cowgirl Classic
 ^Razorback Invitational | % Wooo Pig Classic
 * SEC games | \$ SEC Tournament
 @ NCAA Tournament

Home games played at Bogle Park | Times central/subject to change

^ Rankings from ESPN.com/USA Softball Poll

GAME

8



FEBRUARY 25, 2021 AT 3 PM (CT)

NORTH DAKOTA STATE (0-0)

AT

#25 ARKANSAS (5-2)

GAME

9



FEBRUARY 25, 2021 AT 5:30 PM (CT)

NORTH DAKOTA STATE (0-0)

AT

#25 ARKANSAS (5-2)

THE SERIES

- Arkansas leads the all-time series against North Dakota State, 4-3, and the two are meeting for the first time since 2019, a 7-6 Razorback win in Puerto Vallarta, Mexico. The Hogs will attempt to win back-to-back games in the series for the first time, as the teams have traded all seven prior meetings.
- In 2019, Autumn Storms recorded the win inside the circle and allowed five runs, but did not surrender an earned run. Mary Haff also pitched an inning giving up a run. Danielle Gibson was 3-for-4 with an RBI and Arkansas won on a walk-off walk in the bottom of the seventh.
- The rest of the Razorback Invitational series histories can be found on Page 3.

RAZORBACK NOTABLES

The Pitching Staff is Back

Arkansas returns all 156.0 innings and 173 strikeouts from the shortened 2020 season. Autumn Storms (72.2 IP, 1.16 ERA), Jenna Bloom (43.2 IP, 3.21 ERA), Mary Haff (37.0 IP, 1.89 ERA) and Rylin Hedgecock (2.2 IP, 2.62 ERA) are all back from a staff that ranked 16th nationally in strikeout-to-walk ratio (3.84) and 26th in earned run average (1.93). Haff (1.69) and Storms (2.07) are third and fifth respectively in school history in career ERA. Haff is also the program's career leader with a .177 opponent batting average. Storms ranks third with 59 career wins and needs 14 wins to tie Heather Schlichtman (2001-04) for the all-time program lead at 73 victories.

Last Time Out

Arkansas finished an eventful three-day road trip to McNeese and UTA 5-1 and even won four games in 24 hours last Saturday and Sunday at the Cowgirl Classic. The Razorbacks opened the weekend winning a 14-inning marathon, the second-longest game in program history, over McNeese, 6-4. Designated player Linnie Malkin hit two of the team's four home runs, including the go-ahead two run bomb in the top of the 14th. Pitcher Mary Haff fired the game's final 8.2 innings in relief and did not surrender a run while striking out nine. After a 7-4 setback in the nightcap to McNeese on Saturday, Arkansas responded by downing No. 18 Baylor, 7-2, Sunday morning. The Razorbacks received a trio of two out, two RBI hits from outfielder Hannah McEwen, infielder Danielle Gibson and Malkin to grab a 6-2 advantage in the second. Haff went the distance allowing just two runs, striking out seven, while retiring the final 11 hitters she faced. Malkin again powered the team to victory, hitting a sixth inning, two run homer to win game two of the day against the Cowgirls, 3-1. On Monday, Arkansas hit six total home runs to sweep a doubleheader at UTA, 10-6 and 4-3. Audrie LaValley crushed a pair of solo bombs with Hannah Gammill, Keely Huffine, Malkin and McEwen joining her in the home run department. True freshman pitcher Lauren Howell recorded her first career victory in game one.

McEwen Mashes to Begin the Season

McEwen has made it look easy over the season's first seven games, hitting .526 (10-for-19) and reaching base at a .719 clip, the best mark among any player in the country who has played at least six games. A patient approach at the dish has led to an SEC best 12 walks. She drew seven total free passes in back-to-back games against No. 10 Oklahoma State and McNeese and has walked in six of seven games this season.

BY THE NUMBERS



.259	45	55	26	0-2	3.56	.233
AVG.	RUNS	HITS	XBH	SB-ATT	ERA	OPP. AVG.
.000	0	0	0	0-0	0.00	.000



2021 TEAM QUICK FACTS

TEAM INFORMATION

2020 Overall Record	19-6
2020 SEC Record	1-2
NCAA Postseason	Not Contested
SEC Finish	T-6th
Home Record	11-3
Away Record	3-2
Neutral Record	5-1
Letterwinners Returning/Lost	21/1
Starters Returning/Lost	8/1
Newcomers	7

COACHING STAFF

Head Coach	Courtney Deifel (Sixth Season)
Record at Arkansas	147-109 (.574)
Career Record	174-134 (.562)
Assistant Coach	Yolanda McRae (Sixth Season)
Assistant Coach	Matt Meuchel (Fifth Season)
Volunteer Assistant	Annie Smith (Second Season)
Graduate Manager	Tori Stafford (First Season)
Director of Operations	Paige Williams (Fifth Season)

TEAM HISTORY

First Year of Program	1997
All-Time Record	675-742-1 (.476)
All-Time SEC Record	212-417 (.337)
SEC Championships/Last	None
NCAA Appearances/Last	Nine/2019
Highest Preseason Rank	12/14 (2018)
Highest Preseason SEC	5th (2018)
Highest In-Season Rank	10/12(Wk 1, 2019)

UNIVERSITY INFORMATION

Location	Fayetteville, Ark.
Founded	March 27, 1871
Enrollment	27,558
Nickname	Razorbacks
School Colors	Cardinal and White
Affiliation	NCAA Division I
Conference	Southeastern (SEC)
Chancellor	Dr. Joseph E. Steinmetz
Vice Chancellor/Director of Athletics	Hunter Yurachek
Faculty Athletic Representative	Gerald Jordan
University Website	www.uark.edu
Athletics Website	ArkansasRazorbacks.com

FACILITY INFORMATION

Home Field	Bogle Park
Opened	2009
Dimensions	(LF - 200, CF - 220, RF - 200)
Chair-back Seats:	1,200

COMMUNICATIONS

Assistant Director (SB Contact)	Jacob Pavilack
Email	jpgavila@uark.edu
Cell	479-463-0736
Assistant AD for Communications	Kyle Parkinson

Mailing Address
Razorback Commuications
PO Box 7777
Fayetteville, AR 72702-7777

Overnight Address
Razorback Communications
1240 W. Leroy Pond Dr.
Fayetteville, AR 72701

2021 RAZORBACK ROSTER

#	NAME	POSITION	B/T	CLASS	HEIGHT	PREVIOUS SCHOOL	HOMETOWN
00	Kaitlyn Howard	UTL	L/L	Fr.	5-7	Sheridan HS	East End, Ark.
1	Ryan Jackson	OF	R/R	R-Sr.	5-6	Ruben S. Ayala HS / Bethune-Cookman	Chino Hills, Calif.
2	Valerie Ventura	INF	R/R	R-So.	5-6	Rio Mesa HS	Oxnard, Calif.
3	Larissa Cesena	INF/OF	L/R	R-So.	5-7	Martin Luther King HS	Riverside, Calif.
4	Mary Haff	RHP	R/R	R-Jr.	5-10	Lake Region HS	Winter Haven, Fla.
5	Lauren Howell	RHP	R/R	Fr.	5-7	Helias Catholic HS	Jefferson City, Mo.
6	Cally Kildow	UTL	R/R	Fr.	5-7	Gravette HS	Gravette, Ark.
9	Autumn Storms	RHP	R/R	R-Sr.	5-10	Great Oak HS	Temecula, Calif.
12	Abby Gordon	C	R/R	Fr.	6-0	Andale Garden Plain HS	Garden Plain, Kan.
13	Kayla Green	C	R/R	R-Jr.	5-9	Great Oak HS	Temecula, Calif.
16	Keely Huffine	UTL	R/R	R-Sr.	5-6	Harrisburg HS	Harrisburg, Ark.
18	Marlene Friedman	INF	R/R	Fr.	5-5	Mater Dei HS	Huntington Beach, Calif.
20	Hannah Gammill	UTL	R/R	Fr.	5-8	Beebe HS	Beebe, Ark.
21	Lauren Graves	UTL	R/R	R-Sr.	5-8	White Hall HS / Maryland	White Hall, Ark.
22	Linnie Malkin	INF	R/R	R-Jr.	5-11	Broomfield HS	Broomfield, Colo.
23	Hannah McEwen	OF	L/R	R-Jr.	5-7	Patrick Henry HS	San Diego, Calif.
24	Nicole Duncan	INF/C	R/R	R-Jr.	5-7	Centralia HS	Centralia, Mo.
25	Braxton Burnside	INF	R/R	R-Sr.	5-6	Paragould HS / Missouri	Paragould, Ark.
28	Rylin Hedgecock	UTL	R/R	R-Fr.	5-9	Lowndes HS	Valdosta, Ga.
31	Allie Light	UTL	R/R	Fr.	5-10	Lexington HS	Lexington, S.C.
41	Danielle Gibson	INF	L/R	R-Jr.	6-0	Murrieta Valley HS / Arizona State	Murrieta, Calif.
42	Sam Torres	OF	L/L	R-So.	5-2	Chaparral HS	Temecula, Calif.
66	Aly Manzo	INF	L/R	R-Sr.	5-7	Roseville HS	Roseville, Calif.
72	Jenna Bloom	RHP	R/R	R-Fr.	5-10	Edison HS	Huntington Beach, Calif.
99	Audrie LaValley	INF	L/R	R-So.	5-6	Carl Albert HS / Oklahoma	Choctaw, Okla.

COACHING/SUPPORT STAFF

Head Coach	Courtney Deifel (California, 2003) - Sixth Season
Assistant Coach	Yolanda McRae (Georgia, 2004) - Sixth Season
Assistant Coach	Matt Meuchel (Arizona State, 2000) - Fifth Season
Volunteer Assistant	Annie Smith (Grinnell College, 1995) - Second Season
Director of Operations	Paige Williams (North Carolina, 2013) - Fifth Season
Graduate Manager	Tori Stafford (Tulsa, 2019) - First Season
Athletic Trainer	Andrew Kreis (Texas State, 2014) - Seventh Season
Manager	Baylee Andrews
Manager	Rachel Longmate
Manager	Parker Staggs

PRONUNCIATION GUIDE

#3 Larissa Cesena	Suh-SANE-ya
#6 Cally Kildow	Kill-DOW
#16 Keely Huffine	HUF-fine
#18 Marlene Friedman	FREED-man
#22 Linnie Malkin	Mall-kin
#23 Hannah McEwen	Muh-CUE-in
#66 Aly Manzo	Allie MAHN-zo
Courtney Deifel	DIE-ful
Matt Meuchel	Michael

RAZORBACKS BY STATE

- California (11)**
Ryan Jackson, Valerie Ventura, Larissa Cesena, Autumn Storms, Kayla Green, Marlene Friedman, Hannah McEwen, Danielle Gibson, Sam Torres, Aly Manzo, Jenna Bloom
- Arkansas (6)**
Kaitlyn Howard, Cally Kildow, Keely Huffine, Hannah Gammill, Lauren Graves, Braxton Burnside
- Missouri (2)**
Lauren Howell, Nicole Duncan
- Colorado (1)**
Linnie Malkin
- Florida (1)**
Mary Haff
- Kansas (1)**
Abby Gordon
- Oklahoma (1)**
Audrie LaValley
- South Carolina (1)**
Allie Light

RAZORBACKS BY CLASS

- Redshirt Senior (6)**
Braxton Burnside, Lauren Graves, Keely Huffine, Ryan Jackson, Aly Manzo, Autumn Storms
- Redshirt Junior (6)**
Nicole Duncan, Danielle Gibson, Kayla Green, Mary Haff, Linnie Malkin, Hannah McEwen
- Redshirt Sophomore (4)**
Larissa Cesena, Audrie LaValley, Sam Torres, Valerie Ventura
- Redshirt Freshman (2)**
Jenna Bloom, Rylin Hedgecock
- Freshman (7)**
Marlene Friedman, Hannah Gammill, Abby Gordon, Kaitlyn Howard, Lauren Howell, Cally Kildow, Allie Light

Razorback Invitational

Homers Help

Arkansas is tied for fifth in the country hitting 17 homers this season. Linnie Malkin leads the club with four after smashing six in 25 games last season. On the Razorbacks five game road trip, true freshman Hannah Gammill made a splash hitting three homers and nine-hole hitter Keely Huffine added three of her own.

All-Time Series against Razorback Invitational Teams

Arkansas is 6-2 all-time against Southeast Missouri. The two split their last pair of meetings in the 2019 Razorback Invitational, as Arkansas won game one, 7-1, before dropping game two, 6-1. The Razorbacks are 25-4 all-time against Ohio Valley conference schools.

Texas Tech and Arkansas are meeting for the first time since 2003, a 6-5 Razorback win in San Marcos, Texas. The Razorbacks are 3-2 all-time against the Red Raiders and 25-62 against the Big 12.

10 RBI Tandem

Danielle Gibson and Braxton Burnside are both tied for second in NCAA history registering 10 RBI in a single game. Gibson accomplished her feat on Feb. 23, 2018, hitting a home run cycle as part of a 15-3 win over SIUE. She was 4-for-4, collecting 16 total bases. Burnside reached the single-game 10 RBI mark as a freshman at Missouri on March 18, 2017 in a 16-6 win over North Dakota State in Clearwater, Fla. Burnside was 3-for-5 with two grand slams and a two RBI triple. Gibson and Burnside are the only pair of Division I teammates to record 10 or more RBI in a single game during their careers.

Trio of Hogs Named Preseason All-SEC

Braxton Burnside, Hannah McEwen and Autumn Storms were named to the 14th annual Preseason All-SEC team. McEwen and Storms are on the team for the second consecutive year, while Burnside is making her first appearance. Alongside LSU (4) and Alabama (3), the Razorbacks are one of only three squads with three or more players appearing on the team. The Preseason All-SEC Softball Team is voted on by the league's head coaches and consists of a minimum of 14 players. Each SEC head coach voted for five infielders, four outfielders, three pitchers, one catcher and one designated player/utility. No ties were broken.

Storms and McEwen Named JWOS Preseason All-Americans

Redshirt senior pitcher Autumn Storms and redshirt junior outfielder Hannah McEwen were selected to Justin's World of Softball Preseason All-America Third Team. McEwen registered the nation's 15th best on base percentage (.565) with a team-leading and eighth-best in the SEC .418 batting average last year. Last season, Storms racked up an SEC-leading 11 victories inside the circle last season and ranked second in the SEC allowing 1.16 walks per seven innings, fourth in strikeout-to-walk ratio (5.08) and seventh in ERA (1.16).

McEwen Makes Her Mark

Hannah McEwen is on pace to be the program's all-time leading hitter with a career .377 batting average, and is the only SEC player to lead her team in batting average each of the last three seasons. As a junior, she was named a Softball America Shortened Season All-American and hit .418, the SEC's eighth best mark. She reached base at a .565 clip, ranking third in the SEC and 15th nationally. McEwen's .418 batting average, .565 slugging percentage, 19 walks, six doubles and 27 runs scored led the team. She also led the team hitting .414 in games away from Fayetteville (counting neutral site contests) including a .700 batting average (3-for-5 with four walks) in Arkansas' three-game series at No. 9 Alabama. McEwen was named Preseason All-SEC.

Burnside Named CoSIDA Academic All-District First Team

Last season, infielder Braxton Burnside was named to the CoSIDA Academic All-District First Team for the first time in her career, due to the shortened 2020 season, voting was conducted with an emphasis on career stats. Burnside has accumulated 130 hits, 23 doubles, two triples, 20 homers and 100 RBIs in her career which includes two prior seasons at Missouri. Burnside graduated as part of the December 2019 class earning an undergraduate degree in communication while attaining a 3.94 GPA. She is currently pursuing a master's degree in human resource and workforce development.

Experience on the Bench

In addition to head coach Courtney Deifel, who is in her seventh year as a Division I head coach, assistant coach Matt Meuchel and volunteer assistant coach Annie Smith have been head coaches at Division I programs. Meuchel spent eight seasons (2009-16) as Nevada's head coach, leading the Wolfpack to a 2009 WAC championship and NCAA Tournament berth. While in Reno, Meuchel compiled a 196-217 overall record and guided the program's transition to Mountain West Conference membership. Smith was at the helm of Georgia Southern's program from 2012-17, posting a 176-166 mark, winning two Southern Conference regular season and tournament titles. The Eagles went 51-17 under Smith in SoCon play, and she later transitioned the program to Sun Belt Conference membership.

History Made

Danielle Gibson made history on Feb. 23, 2018 when she hit four home runs and collected 10 RBI inside Bogle Park as part of a 15-3 win over SIUE. The four home runs tie a Division I record reached only four times before, but what makes Gibson special is that she hit for the home run cycle - done only twice before EVER, she is the first to do so in only four innings. Her 16 total bases and 10 RBI are tied for the second-most in NCAA history and she is the third player to record 10 RBI in SEC history.

About the Razorbacks

Arkansas returns all but one starter from the 2020 COVID-19 shortened campaign where the team finished 19-6 (1-2 SEC) and earned a No. 19 final ranking in the NFCA Coaches' Poll. The Hogs hit .317 as a team, which ranked seventh in the SEC and 34th in the country. Posting an average of 6.16 runs per game, the offense placed sixth in the league and 33rd nationally. The team's best win of the year was a 1-0 triumph at No. 9 Alabama in the SEC opener, Arkansas' first win in Tuscaloosa since 2000. During non-conference play the team won 10 consecutive games, the program's second such streak in the last decade.

Hogs in NCAA Active Leaders

Redshirt senior pitcher Autumn Storms is fourth among active players in games started by a pitcher, and fifth in overall appearances and eighth in innings pitched in the latest NCAA statistical report.

NCAA ACTIVE CAREER LEADERS - STARTS

Rank	Player	Class	School	Games Started
1.	Amber Fiser	Sr.	Minnesota	116
2.	Alea White	Sr.	UCF	113
3.	Brittany Pickett	Sr.	North Carolina	104
4.	Autumn Storms	Sr.	Arkansas	106
5.	Jennifer Leonhardt	Sr.	Louisville	103

NCAA ACTIVE CAREER LEADERS - PITCHING APPEARANCES

Rank	Player	Class	School	Appearances
1.	Mollie Paulick	Sr.	Eastern Kentucky	160
2.	Brittany Pickett	Sr.	North Carolina	153
3.	Alea White	Sr.	UCF	147
4.	Samaria Diaz	Sr.	Oregon	138
5.	Autumn Storms	Sr.	Arkansas	137

NCAA ACTIVE CAREER LEADERS - INNINGS PITCHED

Rank	Player	Class	School	Innings Pitched
1.	Brittany Pickett	Sr.	North Carolina	798.7
2.	Alea White	Sr.	UCF	790.0
3.	Jennifer Leonhardt	Sr.	Louisville	741.0
4.	Amber Fiser	Sr.	Minnesota	691.7
5.	Carrie Eberle	Sr.	Oklahoma State	633.0
6.	Summer Ellyson	Sr.	Louisiana	619.7
7.	Rachel Garcia	Sr.	UCLA	612.7
8.	Autumn Storms	Sr.	Arkansas	607.0

Haff Top 10 in Active Career K/7

Redshirt junior pitcher Mary Haff ranks eighth in active career K/7 and is also tops in the Arkansas career program recordbook.

NCAA ACTIVE CAREER LEADERS - K/7

Rank	Player	Class	School	K/7
1.	Shannon Saile	Jr.	Oklahoma	9.43
2.	Rachel Garcia	Sr.	UCLA	9.29
3.	Giselle Juarez	Sr.	Oklahoma	9.19
4.	Gabbie Plain	Jr.	Washington	9.00
5.	Alexa Romero	Sr.	Syracuse	8.71
	Brooke Yanez	Jr.	Oregon	8.71
7.	Georgina Corrick	Jr.	USF	7.95
8.	Mary Haff	Jr.	Arkansas	8.02

Jackson Top 10 in Active Career HBP

Redshirt senior outfielder Ryan Jackson was plunked 11 times in 2020, ranking 10th nationally averaging 0.44 hit by pitches per game. She is fifth in active career hit by pitches.

NCAA ACTIVE CAREER LEADERS - HIT BY PITCH

Rank	Player	Class	School	Hit By Pitch
1.	Nikki Butler	Sr.	New Mexico State	64
2.	Jana Johns	Sr.	Oklahoma	60
	Kenzi Maguire	Sr.	South Carolina	60
	Maddy Vermejan	Sr.	Southern Illinois	60
5.	Ryan Jackson	Sr.	Arkansas	56



Arkansas' All-Time Winningest Coaches

Head coach Courtney Deifel is seven wins away from tying Mike Larabee (2010-15) as the program's second all-time winningest head coach. Deifel is on pace to become the fastest coach in program history to 150 wins. Carrie Dever-Boaz recorded 150 wins in 312 games from 1997-01.

WINNINGEST ARKANSAS HEAD COACHES

Rank	Coach	Recrd	Years	NCAA Appearances
1.	Carrie Dever-Boaz	244-274-1	1997-2004	2 (2000, 2002)
2.	Mike Larabee	149-181	2010-2015	2 (2012, 2013)
3.	Courtney Deifel	147-109	2016-pres.	3 (2017, 2018, 2019)
4.	Jamie Pinkerton	130-179	2005-2009	2 (2008, 2009)

Deifel's Success at Bogle

Beginning with Deifel's first season as head coach in 2016, Arkansas has posted an 83-37 record inside Bogle Park, with an ultra-impressive 63-11 mark over the last three seasons (2018-20). The Razorbacks set a Bogle Park record winning 27 home games in 2018, which included three wins en route to the NCAA Fayetteville Regional Championship.

Arkansas Softball Picked To Finish Sixth in SEC Preseason Coaches' Poll

The Arkansas softball team has been picked to finish sixth in the Southeastern Conference after a vote of the 13 head coaches in the annual preseason poll. The Razorbacks, who received 81 points, will be competing in their sixth season under head coach Courtney Deifel. Since the elimination of divisions prior to the 2014 season, this year's preseason ranking is the program's second-highest, trailing 2019 when the Hogs were tabbed fifth.

Razorbacks Walk-Off in 2020 Finale

Nobody knew at the time, but Arkansas' 1-0 win over Kansas in the second game of a doubleheader on Tuesday, March 10 would be the team's finale of the 2020 season. Kayla Green slammed a walk-off homer over the Bogle Park left field fence on the season's final pitch. Pitcher Jenna Bloom also tossed her first career shutout and posted a career-best 10 strikeouts. It was the Razorbacks second walk-off win of the day after a 3-2 triumph in game one. The Hogs overcame a 2-0 deficit in the bottom of the seventh, scoring three runs in the frame. Audrie LaValley singled to right tying the game before Ryan Jackson drew a bases loaded hit by pitch on the 17th pitch of the plate appearance, ending the game.

Softball Inks Seven On National Signing Day

Head coach Courtney Deifel welcomed seven new Razorbacks on Nov. 11, 2020 as part of National Signing Day. The seven signees will join the Razorbacks for the 2022 season: C Madi Conklin (Ft. Smith, Ark.), UTL Mallory Hardwick (Keller, Texas), UTL Kacie Hoffmann (Elkhorn, Neb.), INF Raigan Kramer (Topeka, Kan.), INF Chelsi Passage (Greenwood, Ark.), INF Spencer Prigge (Phoenix, Ariz.) and INF Ally Sockey (Greenwood, Ark.).

Razorback Softball Celebrates 25th Season

Arkansas softball is celebrating it's 25th season which also aligns with the SEC's 25 anniversary sponsoring the sport. Along with Arkansas; Alabama, Auburn, Florida, Georgia, Kentucky, LSU, Ole Miss and Mississippi State are all celebrating their 25th season. The 1997 Arkansas squad recorded the program's first ever win in its second game, downing Hawai'i, 5-4, at the San Diego State Classic. The Lady'Backs were part of SEC history and participated in the league's first conference game, on March 5, 1997 at Florida. The Gators beat Arkansas, 2-1, in nine innings. Playing the inaugural game, Arkansas was part of many SEC play firsts:

- First hit in an SEC Game: Gretchen Thompson doubled to left in the second inning.
- First run in an SEC Game: Brett Erickson scored in the fifth inning.
- First RBI in an SEC Game: Tammy Kincaid singled home Brett Erickson in the fifth inning.



2021 RAZORBACKS



Razorback Invitational

USA TODAY/NFCA TOP 25 (Week 2)

#	Team	Record	Previous Rank
1	UCLA (32)	5-0	1
2	Oklahoma	6-0	3
3	Arizona	5-0	4
4	Alabama	8-0	5
5	Washington	9-1	2
6	Florida	8-0	6
7	Texas	2-0	7
8	Oregon	7-0	10
9	Louisiana	4-0	9
10	Oklahoma State	6-0	11
11	LSU	5-3	8
12	Kentucky	9-0	12
13	Arizona State	6-0	15
14	Virginia Tech	7-2	14
15	Florida State	7-3	13
16	Duke	8-1	18
17	Michigan	0-0	17
18	South Carolina	2-1	19
19	Georgia	5-2	16
20	Missouri	6-2	21
21	Arkansas	3-2	20
22	UCF	6-1	24
23	Baylor	1-1	23
24	Minnesota	0-0	25
25	Iowa State	9-1	NR

Others Receiving Votes: Mississippi State (55), Stanford, (46), Utah (38), Auburn (27), Clemson (25), Oregon State (22), Tennessee (22), Texas Tech (5), James Madison (3), Liberty (2), Northwestern (2), Southern Illinois (2).

ESPN.COM/USA SOFTBALL TOP 25 (Week 1)

#	Team	Record	Previous Rank
1	UCLA (16)	5-0	1
2	Oklahoma (3)	6-0	2
3	Alabama	8-0	6
4	Arizona	5-0	4
5	Florida	8-0	5
6	Washington	9-1	3
7	Texas	2-0	7
8	Oklahoma State (1)	6-0	8
9	Louisiana	4-0	10
10	Oregon	7-0	11
11	Arizona State	6-0	13
12	Kentucky	9-0	12
13	LSU	5-3	9
14	Virginia Tech	7-2	15
15	Florida State	7-3	14
16	Duke	8-1	19
17	Michigan	0-0	17
18	South Carolina	2-1	20
19	Missouri	6-2	21
20	Georgia	5-2	16
21	Baylor	1-1	18
22	Minnesota	0-0	22
23	Tennessee	5-1	23
24	Arkansas	3-2	25
25	Mississippi State	3-1	24

Others receiving votes: Auburn (49), UCF (39), Oregon State (36), Iowa State (19), Clemson (17), Texas A&M (17), Stanford (13), Northwestern (12), Utah (8), Ohio State (5), Iowa (1).

D1SOFTBALL.COM (Week 2)

#	Team	Record	Previous Rank
1	UCLA	5-0	1
2	Oklahoma	6-0	2
3	Alabama	8-0	5
4	Arizona	5-0	4
5	Washington	9-1	3
6	Florida	8-0	6
7	Louisiana	4-0	8
8	Texas	2-0	9
9	Oklahoma State	6-0	10
10	Oregon	7-0	11
11	Virginia Tech	7-2	13
12	LSU	5-3	7
13	Arizona State	6-0	14
14	Florida State	7-3	12
15	Kentucky	9-0	20
16	Arkansas	3-2	17
17	Missouri	6-2	15
18	Mississippi State	3-1	16
19	Minnesota	-	19
20	Michigan	-	21
21	Duke	8-1	25
22	Iowa State	9-1	NR
23	Baylor	1-1	22
24	UCF	6-1	NR
25	South Carolina	2-1	24

SOFTBALL AMERICA (Week 2)

#	Team	Record	Previous Rank
1	UCLA	5-0	1
2	Oklahoma	7-0	2
3	Arizona	5-0	3
4	Alabama	8-0	6
5	Florida	8-0	5
6	Washington	9-1	3
7	Texas	2-0	8
8	Louisiana	4-0	9
9	Arizona State	6-0	10
10	Virginia Tech	7-2	12
11	Oklahoma State	7-0	11
12	Oregon	7-0	14
13	LSU	5-3	7
14	Florida State	7-3	13
15	Kentucky	9-0	21
16	Mississippi State	4-1	16
17	Missouri	6-2	15
18	Arkansas	5-2	19
19	Iowa State	9-1	NR
20	Michigan	-	20
21	South Carolina	2-1	18
22	Minnesota	-	22
23	Duke	8-1	25
24	Baylor	1-1	23
25	Tennessee	7-1	24

ARKANSAS IN THE POLLS WEEK-BY-WEEK

Week	NFCA	ESPN	D1	SA
Preseason	18	21	16	16
Week 1	20	25	17	19
Week 2	21	24	16	18
Week 3	-	-	-	-
Week 4	-	-	-	-
Week 5	-	-	-	-
Week 6	-	-	-	-
Week 7	-	-	-	-
Week 8	-	-	-	-
Week 9	-	-	-	-
Week 10	-	-	-	-
Week 11	-	-	-	-
Week 12	-	-	-	-
Week 13	-	-	-	-
Week 14	-	-	-	-
Final	-	-	-	-

ARKANSAS POLL FACTS

- Under head coach Courtney Deifel the Hogs have been ranked 41 times in the USA Today/NFCA Poll. Prior to her tenure, Arkansas was ranked just one time in program history (2013).
- The Hogs have been ranked in the USA Today/NFCA Poll in 34 of its last 35 releases, dating back to week seven of the 2018 campaign.
- Arkansas has received a vote in the last 55 releases of the USA Today/NFCA Poll, the longest streak in program history.
- The Razorbacks were ranked in all five weekly releases of the four national polls during the shortened 2020 season.
- The Razorbacks highest ranking in the USA Today/NFCA Poll was No. 12 during weeks one and two of the 2019 season.

SEC WEEKLY AWARDS

WEEK ONE

Player: Charla Echols, Florida
 Pitcher: Montana Fouts, Alabama
 Freshman: Maddie Penta, Auburn; Sydney Chambley, Georgia

WEEK TWO

Player: Kaylee Tow, Alabama
 Pitcher: Katie Chronister, Florida
 Freshman: Erin Coffel, Kentucky

WEEK THREE

Player:
 Pitcher:
 Freshman:

WEEK FOUR

Player:
 Pitcher:
 Freshman:

WEEK FIVE

Player:
 Pitcher:
 Freshman:

WEEK SIX

Player:
 Pitcher:
 Freshman:

WEEK SEVEN

Player:
 Pitcher:
 Freshman:

WEEK EIGHT

Player:
 Pitcher:
 Freshman:

WEEK NINE

Player:
 Pitcher:
 Freshman:

WEEK TEN

Player:
 Pitcher:
 Freshman:

WEEK ELEVEN

Player:
 Pitcher:
 Freshman:

WEEK TWELVE

Player:
 Pitcher:
 Freshman:



SEC STANDINGS

Team	SEC	Overall	Streak
Kentucky	0-0	.000 9-0	1.000 W9
Alabama	0-0	.000 8-0	1.000 W8
Florida	0-0	.000 8-0	1.000 W8
Tennessee	0-0	.000 7-1	.875 W2
Auburn	0-0	.000 5-1	.833 L1
Miss. State	0-0	.000 5-1	.833 W2
Missouri	0-0	.000 6-2	.750 W3
Arkansas	0-0	.000 5-2	.714 W4
Georgia	0-0	.000 5-2	.714 W2
South Carolina	0-0	.000 2-1	.667 W2
LSU	0-0	.000 5-3	.625 L1
Texas A&M	0-0	.000 3-2	.600 W1
Ole Miss	0-0	.000 4-5	.444 L1

All Stats & standings as of Feb. 22

SEC PRESEASON COACHES' POLL

(First-Place Votes in Parentheses)

Place	School	Points
1.	Alabama (9)	138
2.	LSU (2)	129
3.	Florida (1)	125
4.	Tennessee (1)	101
5.	Kentucky	97
6.	Arkansas	81
7.	Georgia	78
8.	Missouri	70
9.	South Carolina	68
10.	Mississippi State	43
11.	Auburn	39
12.	Texas A&M	30
13.	Ole Miss	15

Points for the poll were awarded on a 1-2-3-4-5-6-7-8-9-10-11-12 basis. Coaches were not allowed to vote for their own team.

ARKANSAS IN SEC STATS

ARKANSAS	VALUE	RANKING
Batting Average	.259	12th
Slugging Percentage	.552	6th
On Base Percentage	.403	7th
Runs Scored	45	9th
Hits	55	8th
Runs Batted In	42	9th
Home Runs	17	T-2nd
Walks	39	T-1st
Hit by Pitch	12	T-2nd
Strikeouts	33	T-2nd
Sac Bunts	4	T-1st
Sac Flies	-	-
Stolen Bases	-	-
Steal Attempts	2	T-12th
ERA	6.56	11th
Opp. Batting Average	.233	10th
Batters Struck Out	44	9th
Walks Allowed	30	13th
Runs Allowed	35	11th
Earned Runs Allowed	28	T-11th
Fielding Percentage	.960	9th
Errors	9	T-3rd

SEC WEEKLY AWARDS

SEC Player of the Week - Alabama's Kaylee Tow, a senior infielder from Madisonville, Ky., led the Crimson Tide with a .786 hitting percentage, 11 hits, nine RBI and seven runs scored over four wins last week. Tow had four multi-hit performances, including a season-best three hits Friday against Liberty and in back-to-back games against #8/9 LSU. Named MVP of the Easton Bama Bash, she scored three times and drove in a career-best five RBIs in Sunday's run-rule win over LSU, helping the team to its highest run total in program history against the Tigers.

SEC Pitcher of the Week - Florida's Katie Chronister, a left-handed fifth-year graduate from Gainesville, Fla., went 3-0 in the circle for the Gators during the Bubly Invitational. Chronister turned in career-highs in innings pitched (7.0 IP) and strikeouts (6) in the complete-game victory over Georgia Southern. She is now riding a career-long 19.1 scoreless inning streak after allowing only four hits and no runs this past week.

SEC Freshman of the Week - Kentucky's Erin Coffel, a freshman shortstop from Bremen, Ind., posted a .400 hitting percentage with 10 hits, 10 runs, and nine RBI in a 6-0 week for the Wildcats. Coffel scored at least one run in five consecutive games, had three multi-hit games, and tallied seven extra-base hits. She also had two three-RBI games to help push UK to its best start since 2014 at 9-0 as the Wildcats were crowned champions of the 2021 Campbell Invitational.



Courtney Deifel became the fourth head coach in program history when she was hired June 11, 2015. In five seasons at Arkansas, she has orchestrated the Razorbacks' return to postseason play and became the only head coach in school history to earn three consecutive NCAA Tournament berths (2017, 2018, 2019). Deifel has guided the program to new heights, and since her first season in 2016, the Razorbacks have been ranked 38 times in the NFCA Coaches' Poll after previously being ranked only once in program history.

Deifel guided the Razorbacks to a 19-6 (1-2 SEC) record during the COVID-19 shortened 2020 campaign. In the only league series of the season, the Razorbacks earned a 1-0 conference-opening victory, their first road win over Alabama since 2000. Arkansas remained in the national polls throughout the year and climbed from a preseason No. 24 ranking to the No. 19 slot in the final release of the NFCA Coaches' Poll. Junior catcher Kayla Green was honored with SEC Player of the Week recognition for the first time in her career and freshman pitcher Jenna Bloom emerged as one of the rising stars in the league, leading all freshmen in the nation striking out 10.9 hitters per seven innings.

Deifel led the Razorbacks to their third consecutive post-season appearance, becoming the only coach in program history to do so. With Deifel at the helm, Arkansas closed out the 2019 season, 38-20 and 12-12 in SEC play. It marks the first time since 1999-00 that the Razorbacks finished the season .500 or better in conference play in back-to-back seasons. The Razorbacks garnered their highest in-season ranking during weeks one and two, coming in at 12th and 11th in the NFCA and ESPN polls respectively.

Arkansas saw two players named to the All-SEC teams, pitcher Autumn Storms was named second team and outfielder Hannah McEwen garnered first-team recognition. McEwen's first-team selection was the first for Arkansas since 2012 and only the second in program history. In year four under Coach Deifel, the Razorbacks also earned two SEC Player of the Week awards, three SEC Pitcher of the Week awards, and one USA Softball Co-Player of the Week. A record five Razorbacks were named to the NFCA All-Region teams, with Storms garnering the first, first-team selection of her career. Storms went on to be named NFCA Second Team All-American as a pitcher, the first Razorback since 2010.

Year four with Coach Deifel and the Razorback staff saw growth in all aspects as the game, including a team .288 batting average, which ranks second-highest in the record books. In fact, four of the top seven team batting averages in program history come from the Deifel-era.

In her third season, Arkansas wrapped up the year with a 42-17 record, the third most wins in program history, and the highest number since 2000. The team earned the program's first-ever NCAA national seed and hosted the Fayetteville Regional on its way to securing a spot in this weekend's Norman Super Regional. For their efforts, the coaching staff earned 2018 NFCA Division I South Region Staff of the Year. The team also finished 17th in the final NCAA RPI.

Two seasons removed from a one-win conference tally, the Razorbacks posted a 12-12 record in SEC and earned a No. 7 seed into the SEC Tournament where the team made a run to the semifinals for the first time since 2001. The Razorbacks finished the season with a 27-2 record on their home field, established a new program record for home wins in a single season. Part of Arkansas' home triumphs included the program's first three-game sweep of a ranked team (No. 20 Mississippi State) and its first-ever series win over Alabama.

In her second season in Fayetteville, Deifel guided Arkansas to a 31-24 record which marked a 17-win improvement from the previous season, marking the largest increase in the country among Power 5 programs. The Razorbacks also tallied seven wins in SEC play, equaling the combined total from the previous three seasons. In recognition of the team's performance, Deifel was named the 2017 D1SoftballNews Coach of the Year.

From year one to two under Deifel, Arkansas' pitching staff lowered its combined ERA by more than four runs (6.98 to 2.82) and added more than 20 points to its batting average (.260 to .284). The Razorbacks also led the SEC and tied for 17th in the NCAA with 59 home

DEIFEL YEAR-BY-YEAR

Year	School	Overall	Conf.	Postseason
2015	Maryland	27-27	9-14	--
2016	Arkansas	17-39	1-23	--
2017	Arkansas	31-24	7-17	NCAA Regional
2018	Arkansas	42-17	12-12	NCAA Super Regional
2019	Arkansas	38-20	12-12	NCAA Regional
2020	Arkansas	19-6	1-2	--
2021	Arkansas	5-2	0-0	--
7 seasons		179-136	40-80	3 appearances
At Arkansas		147-109	31-66	

At Arkansas (2016-pres.): 147-109 (.574)
At Maryland (2015): 27-27 (.500)

runs. During the year, Arkansas earned its first national ranking since 2013 when it was slotted at No. 24 in the March 7 release ESPN/USA Softball poll.

Individually, Deifel saw two Razorbacks earn NFCA All-South Region accolades with Nicole Schroeder and Autumn Storms earning second-team and third-team honors, respectively. Storms was also named to the SEC All-Freshman Team while A.J. Belans was voted to the All-SEC Second Team. Schroeder went on to be drafted by the Akron Racers as the program's second NPF selection.

Deifel's first win over a ranked team at Arkansas came during the 2016 season when the Razorbacks knocked off No. 23 Nebraska, 11-10, during the Easton Tournament in Fullerton, Calif.; the team added five ranked wins in 2017. The 2016 campaign also saw newcomer Ashley Diaz make an immediate impact as a member of the NFCA All-South Region Second Team. She also appeared on the NFCA National Freshman of the Year Top 25 Watch List.

During her playing and coaching careers prior to coming to Arkansas, Deifel advanced to 11 NCAA Tournaments including a four-year run to the Women's College World Series (WCWS) as an All-American catcher at California that was highlighted by winning the 2002 national title. The Bears also finished second (2003), fifth (2001) and seventh (2000) at the WCWS over her four-year run. Her postseason successes also featured a pair of Super Regionals as a graduate assistant at Oklahoma and five NCAA Regionals as an assistant at Maryland and Louisville.

As a first-year head coach, Deifel ushered in a culture of change for Maryland in 2015. Along with the program's 16-game improvement from the previous season, the Terrapins' offense show tremendous growth. Maryland finished 27th in the NCAA with 6.28 runs per game behind 339 runs scored, up more than 150 runs from 2014. Deifel also led her team to a .309 batting average, a 40-point jump from 2014 which also ranked 57th in the NCAA.

Individually, Deifel guided three players to all-conference accolades and a pair of NFCA all-region honors. Lindsey Schmeister was an All-Big Ten first team performer while Shannon Bustillos and Erin Pronobis landed on the All-Big Ten second team. Pronobis and Corey Schwartz were also named to the NFCA All-Midwest Region Third Team. Under Deifel's watch, the trio helped Maryland to single-season school records in doubles, home runs, RBI and walks.

Prior to taking the head job at Maryland, Deifel spent four seasons as an assistant coach at Louisville in which she helped the Cardinals to four NCAA appearances, the 2014 American Athletic Conference Tournament title and an overall record of 176-60 (.746). Louisville averaged 44 wins in that time with a program-record 55 wins in 2012. Her student-athletes at Louisville racked up four NFCA All-America certificates and 29 all-conference selections.

Deifel played in 285 games in her career at California, missing just three games behind the plate over her four years. As a four-year starting catcher, she was a 2003 All-American, two-time All-Pac 10 selection and caught seven no-hitters. She is still the program's career leader with 1,969 putouts.

Aside from her accomplishments in collegiate softball, Deifel had a successful professional career following her days at Cal. In 2004, she helped the NY/NJ Juggernaut to the National Professional Fastpitch (NPF) league title. Deifel also spent three years with LeoPalac21 in Japan that resulted in a runner-up showing and a pair of third-place finishes.

Deifel and husband Joe are the parents to two sons, Trip and Walt. The family resides in Fayetteville.

ALL-TIME SERIES UNDER DEIFEL

Opponent	Series	H	A	N	
Alabama	3-7	2-1	1-5	0-1	
Arkansas-Pine Bluff	1-0	1-0			
Army	0-1			0-1	
Auburn	4-5	3-3	1-2		
Baylor	1-1	0-1		1-0	
Binghamton	1-0			1-0	
Boston U	4-0	4-0			
Bradley	1-1			1-1	
BYU	0-1			0-1	
Buffalo	1-0	1-0			
Cal State Fullerton	0-1		0-1		
CSUN	1-0			1-0	
Campbell	2-0			2-0	
Central Connecticut	2-0	2-0			
Central Michigan	1-0			1-0	
Dartmouth	2-0	2-0			
Delaware	1-0			1-0	
DePaul	1-0	1-0			
Drake	1-2	1-2			
Florida	0-9	0-3	0-6		
Florida A&M	2-0			2-0	
FAU	0-1		0-1		
FGCU	1-0		1-0		
Fordham	1-0			1-0	
Furman	4-0	3-0		1-0	
George Washington	1-0			1-0	
Georgia	2-6	1-2	0-3	1-1	
Grand Canyon	1-1			1-1	
IUPUI	3-0	3-0			
Iowa State	1-0	1-0			
Jackson State	1-0		1-0		
Kansas	2-0	2-0			
Kansas City	3-1	3-1			
Kent State	2-0	2-0			
Kentucky	3-7	2-4	0-3	1-0	
Lamar	2-0	2-0			
Lipscomb	1-0			1-0	
Loyola Marymount	2-0			2-0	
LSU	2-7	2-4	0-3		
Manhattan	1-0			1-0	
Marist	3-0	2-0		1-0	
McNeese	3-2		3-1	0-1	
Memphis	1-0			1-0	
Mississippi State	4-2	3-0	1-2		
Missouri	4-2	2-1	2-1		
Missouri State	2-1	1-1	1-0		
Montana	0-1	0-1			
Nebraska	3-0	1-0		2-0	
Nevada	1-0	1-0			
New Mexico	2-0			2-0	
New Mexico State	1-0		1-0		
North Carolina	0-1			0-1	
North Dakota State	2-1			2-1	
North Texas	2-0		2-0		
North Carolina	0-3			0-3	
Northern Colorado	5-1	4-0		1-1	
Northern Iowa	1-1	1-1			
Northwestern State	1-0	1-0			
Notre Dame	1-1		1-1		
Oklahoma	0-5	0-1	0-4		
Oklahoma State	1-3	0-2	1-0	0-1	
Ole Miss	4-5	3-0	1-5		
Omaha	4-0	4-0			
Sacramento State	1-0			1-0	
Samford	1-0			1-0	
San Diego	1-0			1-0	
SIUE	2-0	2-0			
South Carolina	4-6	3-3	1-2	0-1	
South Dakota State	1-0	1-0			
Southeast Missouri	3-1	1-1	2-0		
Saint Francis (Pa.)	2-0	2-0			
Saint Louis	3-0		3-0		
Tennessee	3-6	2-1	1-5		
Texas	0-2		0-2		
Texas A&M	2-7	1-2	1-5		
Tulsa	2-5	1-2	1-1	0-2	
UConn	1-0			1-0	
UIC	1-0			1-0	
ULM	1-0	1-0			
UMass Lowell	2-0			2-0	
UNLV	0-1			0-1	
Utah	1-0			1-0	
UT Arlington	5-1	2-0	3-1		
UTEP	1-0			1-0	
Villanova	3-0	2-0		1-0	
Washington	0-1			0-1	
Weber State	1-0			1-0	
Wichita State	4-1	4-0	0-1		
Wright State	2-0	2-0			
		147-109	83-37	29-56	40-15

10+ STRIKEOUT PERFORMANCES

No.	Pitcher	Opponent	Date
16	Mary Haff	vs. Furman	4/13/19
16	Heather Schlichtman	vs. Marshall	4/9/04
15	Heather Schlichtman	vs. Wichita State	3/3/01
15	Heather Schlichtman	vs. Auburn	3/13/04
15	Katy Henry	vs. ULM	2/25/05
15	Katy Henry	vs. UTSA	2/16/07
15	Kimmy Beasley	Auburn	5/3/13
15	Mary Haff	at Tennessee	3/23/2019
14	Heather Schlichtman	vs. Appalachian State	2/7/04
14	Heather Schlichtman	vs. Mississippi Valley State	2/29/04
14	Heather Schlichtman	at Kentucky	4/24/04
14	Katy Henry	Kansas City	2/23/07
13	Rachel Talley	vs. Virginia Tech	2/18/01
13	Heather Schlichtman	Oklahoma City	4/23/02
13	Katy Henry	Centenary	3/5/06
13	Chelsea Cohen	Saint Louis	2/24/13
13	Mary Haff	at Saint Louis	4/10/18
13	Mary Haff	Lipscomb	2/10/19
13	Autumn Storms	vs. Southeast Missouri	2/21/19
12	Tammy Kincaid	Alabama	3/21/99
12	Rachel Talley	at Auburn	4/9/99
12	Heather Schlichtman	FIU	3/2/01
12	Rachel Talley	vs. FAU	3/3/01
12	Rachel Talley	vs. Utah	2/16/02
12	Katy Henry	vs. Virginia	2/9/07
12	Katy Henry	Creighton	2/24/08
12	Miranda Dixon	vs. ULM	4/2/08
12	Hope McLemore	Louisiana Tech	3/13/10
12	Kim Jones	vs. Rhode Island	2/13/11
12	Kimmy Beasley	LSU	4/6/13
12	Kimmy Beasley	at Missouri	4/13/13
12	Mary Haff	Fordham	2/19/18
12	Mary Haff	vs. Northern Colorado	3/2/18
12	Mary Haff	vs. Dartmouth	3/3/18
12	Mary Haff	vs. Omaha	2/28/19
12	Mary Haff	vs. Boston U	3/2/19
12	Mary Haff	vs. UIC	2/15/20
11	Katy Henry	Northwestern State	3/4/06
11	Kimmy Beasley	LSU	4/7/13
11	Kimmy Beasley	Kentucky	4/19/13
11	Grace Moll	at Southeast Missouri State	4/6/16
11	Autumn Storms	vs. Boston U	3/2/19
10	Katy Henry	at Ole Miss	3/21/06
10	Katy Henry	at Florida	3/25/06
10	Katy Henry	Kansas	4/5/06
10	Miranda Dixon	at Texas A&M	2/16/07
10	Katy Henry	Northern Iowa	3/3/07
10	Katy Henry	at Kansas	4/3/07
10	Miranda Dixon	at South Carolina	3/3/08
10	Katy Henry	vs. ULM	4/2/08
10	Katy Henry	at Kentucky	4/12/08
10	Miranda Dixon	vs. Cleveland State	3/7/09
10	Miranda Dixon	at Ole Miss	3/29/09
10	Hope McLemore	vs. Iowa	2/12/10
10	Hope McLemore	Drake	3/6/10
10	Hope McLemore	at Georgia	4/2/10
10	Chelsea Cohen	ULM	2/22/13
10	Kimmy Beasley	Jacksonville State	3/2/13
10	Hope McLemore	Kentucky	4/20/13
10	Kimmy Beasley	Butler	2/13/14
10	Jenna Bloom	Kansas	3/10/20

TOTAL BY PITCHER

14	Katy Henry2005-2008
10	Mary Haff2018-Present
8	Heather Schlichtman2001-2004
7	Kimmy Beasley2012-2014
5	Miranda Dixon2007-2010
5	Hope McLemore2010-2013
4	Rachel Talley1999-2002
2	Autumn Storms2017-Present
2	Chelsea Cohen2010-2013
1	Kim Jones2008-2011
1	Tammy Kincaid1997-2000
1	Grace Moll2014-2017
1	Jenna Bloom2020-Present

2021 AWARDS AND HONORS

Braxton Burnside	
Preseason All-SEC	
Hannah McEwen	
Preseason All-SEC	
Softball America Preseason Top 100 - No. 26	
JWOS Preseason All-America Third Team	
Softball America - No. 9 ranked Junior	
Autumn Storms	
Preseason All-SEC	
Softball America Preseason Top 100 - No. 57	
JWOS Preseason All-America Third Team	

RECORD WATCH

BATTING AVERAGE (MINIMUM 250 AB)			
.377	Hannah McEwen	2018-pres.	
.357	Devon Wallace	2012-15	
.347	Stephanie Canfield	2013-17	
.326	Ashley Diaz	2016-19	
.336	Clarisa Navarro	2012-14	
.313	Kasey Fagan	2014-15	
.306	Autumn (Russell) Buczek	2015-18	
.300	Jessica Bachkora	2007-10	
.299	Katie Warrick	2017-19	
.296	Rachel LeMaster	2004-07	

HIT BY PITCH

31	Kim Eiben	2000-03
23	Jennifer Cirigliano	1997-00
22	Kayla Green	2018-pres.
21	Devon Wallace	2012-15
21	Miranda Dixon	2007-10
19	Ryan Jackson	2019-pres.
19	Parker Pocklington	2014-17
19	Jessica Bachkora	2007-10
19	Kallie Foglesong	2004-06
19	Ashely Carter	2003-05
17	Nicole Duncan	2018-pres.

RUNS SCORED

184	Devon Wallace	2012-15
166	Jessica Bachkora	2007-10
124	Kayla Johnson	2006-09
123	Hannah McEwen	2018-pres.
119	Stephanie Canfield	2013-17
119	Dana Gulick	1997-00
105	Clarisa Navarro	2012-14
100	Chloe Oprzedek	2011-14
97	Miranda Dixon	2007-10
91	Shelby Hiers	2014-17

RECORD TO REACH

	CUR.	REC.	NEEDS
Autumn Storms R-SR RHP			
Career Wins (No.3)	59	73	+14
Career S0s (No.6)	450	886	+436
Career Saves (No.6)	6	9	+2
Games Started (No.5)	106	138	+36

Mary Haff | R-JR | RHP

Career Wins (No.6)	54	73	+22
Career S0s (No.5)	492	886	+394
Career Shutouts (No.3)	18	26	+8
Career Saves (No. 4)	9	9	+1

WHAT HAPPENS WHEN

SCHEDULE

OVERALL	5-2
SEC	0-0
NON-CONFERENCE	5-2
HOME	0-0
AWAY	4-1
NEUTRAL	1-1
VS RANKED OPPONENTS	1-1

GAME LENGTH

FIVE INNINGS	0-0
SIX INNINGS	0-0
SEVEN INNINGS	4-2
EXTRA INNINGS	1-0

SITUATION

DAY GAME (BEFORE 6PM)	3-1
NIGHT GAME (6PM OR LATER)	2-1
VS RIGHT HANDED STARTER	4-2
VS LEFT HANDED STARTER	1-0
ARKANSAS SCORES IN FIRST INN.	1-1
OPPONENT SCORES IN FIRST INN.	0-0
ARKANSAS SCORES FIRST	4-2
OPPONENT SCORES FIRST	1-0
ONE-RUN GAME	1-1
TWO-RUN GAME	2-0
5+ RUN GAME	0-0
LEADING AFTER SIX INNINGS	4-1
TRAILING AFTER SIX INNINGS	0-1
TIED AFTER SIX INNINGS	1-0

STATISTICS

SCORES 0-2 RUNS	0-0
SCORES 3-5 RUNS	2-1
SCORES 6-9 RUNS	2-0
SCORES 10+ RUNS	1-1
OPP. SCORES 0-2 RUNS	2-0
OPP. SCORES 3-5 RUNS	2-0
OPP. SCORES 6-9 RUNS	1-1
OPP. SCORES 10+ RUNS	0-1
MADE NO ERRORS	2-0
MADE ONE ERROR	2-0
MADE 2+ ERRORS	1-2
MORE HITS THAN OPPONENT	4-1
FEWER HITS THAN OPPONENT	0-1
HITS ARE TIED	1-0

BY DAY

SUNDAY	2-0
MONDAY	2-0
TUESDAY	0-0
WEDNESDAY	0-0
THURSDAY	0-1
FRIDAY	0-0
SATURDAY	1-1

BY MONTH

FEBRUARY	5-2
MARCH	0-0
APRIL	0-0
MAY	0-0

SERIES HISTORY

NORTH DAKOTA STATE

Head Coach: Darren Mueller, 20th season
 Conference: Summit League
 2020 Record: 7-16 (0-0 Summit)
 Postseason: N/A
 2021 Record: 0-0

Last Ten.....	4-3
Last Win - Home	2/25/06 (3-0)
Last Win - Road.....	
Last Win - Neutral	2/14/19 (7-6)
Coach Deifel vs	2-1
Longest Win Streak.....	1
On This Day.....	2/25/06 (3-0)
Largest Margin of Victory.....	4 (2/12/16)
Largest Margin of Defeat.....	10 (3/16/07)

All-Time Series: 4-3
 H: 1-0 | A: 0-0 | N: 3-3

2-25-06	W, 3-0, Fayetteville, Ark.
3-16-07	L, 10-0 (5), Lincoln, Neb.
3-17-07	W, 2-1, Lincoln, Neb.
3-18-07	L, 6-5, Lincoln, Neb.
2-12-16	W, 8-4, Austin, Texas
2-13-16	L, 7-2, Austin, Texas
2-14-19	W, 7-6, Puerto Vallarta, Mexico

SEASON HIGHS

TEAM SINGLE-GAME HIGHS

HITTING

At bats:.....	29 - vs Oklahoma State (Feb 11, 2021 at Monroe, La.)
At bats:.....	50 - at McNeese (Feb 20, 2021)
Runs scored:.....	11 - vs Oklahoma State (Feb 11, 2021 at Monroe, La.)
Hits:.....	11 - at McNeese (Feb 20, 2021)
RBI's:.....	10 - at UT Arlington (Feb 22, 2021)
Doubles:.....	2 - vs Oklahoma State (Feb 11, 2021 at Monroe, La.)
.....	2 - vs Baylor (Feb 21, 2021 at Lake Charles, La.)
.....	2 - at UT Arlington (Feb 22, 2021)
Triples:.....	1 - vs Oklahoma State (Feb 11, 2021 at Monroe, La.)
Home runs:.....	4 - at McNeese (Feb 20, 2021)
.....	4 - at UT Arlington (Feb 22, 2021)
Total bases:.....	24 - at McNeese (Feb 20, 2021)
Walks:.....	11 - vs Oklahoma State (Feb 11, 2021 at Monroe, La.)
Strikeouts:.....	9 - vs Oklahoma State (Feb 11, 2021 at Monroe, La.)
Sac hits:.....	2 - vs Baylor (Feb 21, 2021 at Lake Charles, La.)
Hit by pitch:.....	5 - vs Baylor (Feb 21, 2021 at Lake Charles, La.)
Caught stealing:.....	1 - vs Baylor (Feb 21, 2021 at Lake Charles, La.)
.....	1 - at UT Arlington (Feb 22, 2021)
Runners LOB:	13 - at McNeese (Feb 20, 2021)
Hit into DP:.....	5 - at McNeese (Feb 20, 2021)

FIELDING

Assists:.....	15 - at UT Arlington (Feb 22, 2021)
Errors:.....	3 - vs Oklahoma State (Feb 11, 2021 at Monroe, La.)
Passed balls:.....	2 - at McNeese (Feb 21, 2021)
DPs turned:.....	1 - at McNeese (Feb 20, 2021)
.....	1 - at UT Arlington (Feb 22, 2021)

PITCHING

Innings pitched:.....	14.0 - at McNeese (Feb 20, 2021)
Runs allowed:.....	12 - vs Oklahoma State (Feb 11, 2021 at Monroe, La.)
Earned runs:.....	8 - vs Oklahoma State (Feb 11, 2021 at Monroe, La.)
Walks allowed:.....	9 - at McNeese (Feb 21, 2021)
Strikeouts:.....	13 - at McNeese (Feb 20, 2021)
Hits allowed:.....	12 - vs Oklahoma State (Feb 11, 2021 at Monroe, La.)
Doubles allowed:.....	2 - vs Oklahoma State (Feb 11, 2021 at Monroe, La.)
.....	2 - at UT Arlington (Feb 22, 2021)
Homers allowed:.....	3 - vs Oklahoma State (Feb 11, 2021 at Monroe, La.)
Wild pitches:.....	1 - (4 games)
Hit batters:.....	2 - at McNeese (Feb 20, 2021)
.....	2 - at McNeese (Feb 20, 2021)
.....	2 - at McNeese (Feb 21, 2021)

INDIVIDUAL SINGLE-GAME HIGHS

HITTING

At bats:.....	7 - Linnie Malkin at McNeese (Feb 20, 2021)
.....	7 - Ryan Jackson at McNeese (Feb 20, 2021)
Runs scored:	3 - Linnie Malkin at McNeese (Feb 20, 2021)
Hits:.....	3 - (4 games)
RBI's:.....	4 - Braxton Burnside vs Oklahoma State (Feb 11, 2021 at Monroe, La.)
Doubles:.....	2 - Danielle Gibson vs Oklahoma State (Feb 11, 2021 at Monroe, La.)
Triples:.....	1 - Ryan Jackson vs Oklahoma State (Feb 11, 2021 at Monroe, La.)
Home runs:.....	2 - Braxton Burnside vs Oklahoma State (Feb 11, 2021 at Monroe, La.)
.....	2 - Linnie Malkin at McNeese (Feb 20, 2021)
Total bases:.....	9 - Linnie Malkin at McNeese (Feb 20, 2021)
Walks:.....	4 - Linnie Malkin vs Oklahoma State (Feb 11, 2021 at Monroe, La.)
.....	4 - Hannah McEwen at McNeese (Feb 20, 2021)
Strikeouts:.....	3 - Ryan Jackson at UT Arlington (Feb 22, 2021)
Sac hits:.....	2 - Keely Huffine vs Baylor (Feb 21, 2021 at Lake Charles, La.)
Hit by pitch:.....	2 - Ryan Jackson vs Oklahoma State (Feb 11, 2021 at Monroe, La.)
.....	2 - Braxton Burnside vs Baylor (Feb 21, 2021 at Lake Charles, La.)
.....	2 - Ryan Jackson vs Baylor (Feb 21, 2021 at Lake Charles, La.)
Caught stealing:.....	1 - Kayla Green vs Baylor (Feb 21, 2021 at Lake Charles, La.)
.....	1 - Audrie LaValley at UT Arlington (Feb 22, 2021)
Runners LOB:	5 - Danielle Gibson at McNeese (Feb 20, 2021)
.....	5 - Ryan Jackson at McNeese (Feb 20, 2021)

FIELDING

Putouts:.....	14 - Kayla Green at McNeese (Feb 20, 2021)
Assists:.....	4 - (4 games)
Errors:.....	1 - (9 games)
Passed balls:.....	2 - Kayla Green at McNeese (Feb 21, 2021)

PITCHING

Innings pitched:.....	8.2 - Mary Haff at McNeese (Feb 20, 2021)
Runs allowed:.....	4 - (5 games)
Earned runs:.....	4 - Jenna Bloom vs Oklahoma State (Feb 11, 2021 at Monroe, La.)
.....	4 - Autumn Storms at McNeese (Feb 20, 2021)
Walks allowed:.....	6 - Mary Haff at McNeese (Feb 21, 2021)
Strikeouts:.....	9 - Mary Haff at McNeese (Feb 20, 2021)
Hits allowed:.....	6 - Mary Haff at McNeese (Feb 20, 2021)
Doubles allowed:.....	2 - Lauren Howell vs Oklahoma State (Feb 11, 2021 at Monroe, La.)
.....	2 - Lauren Howell at UT Arlington (Feb 22, 2021)
Homers allowed:.....	2 - Jenna Bloom vs Oklahoma State (Feb 11, 2021 at Monroe, La.)
.....	2 - Jenna Bloom at UT Arlington (Feb 22, 2021)
Wild pitches:.....	1 - (4 games)
Hit batters:.....	2 - Lauren Howell at McNeese (Feb 20, 2021)

THE LAST TIME

ARKANSAS – TEAM


Defeated a ranked opponent.....def. #18 Baylor, 7-2 in Lake Charles, La. (Feb. 21, 2021)
 Defeated a Top 10 ranked opponent.....def. #9 Alabama, 1-0 in Tuscaloosa (March 6, 2020)
 Highest ranked team defeated.....def. #1 Cal, 3-2 (May 19, 2012)
 Won 10 or more consecutive games.....10 (Feb. 8- Feb. 22, 2020)
 Longest conference win streak.....9 (April 28- May 11, 2000)
 Won 5 or more consecutive conference home games.....5 (Mar. 11 - 18, 2009)
 Won 5 or more consecutive road games.....6 (Feb. 8-14, 2019)
 Won in Extra Innings.....6-4 (14) at McNeese (Feb. 20, 2021)
 Lost in Extra Innings.....1-0 (9) at #11 Georgia (Mar. 12, 2018)
 Played at least 10 Innings.....(14) W, 6-4 at McNeese (Feb. 20, 2021)
 Played at least 11 Innings.....(14) W, 6-4 at McNeese (Feb. 20, 2021)
 Played at least 12 Innings.....(14) W, 6-4 at McNeese (Feb. 20, 2021)
 Played at least 13 Innings.....(14) W, 6-4 at McNeese (Feb. 20, 2021)
 Played 14 or more Innings.....(14) W, 6-4 at McNeese (Feb. 20, 2021)
 Lost 5 or more consecutive games.....5 (May 6-20, 2017)
 Lost 5 or more consecutive conference games.....6 (Mar. 24-April 2, 2017)
 Scored 10 or more runs in a game.....10 at UTA (Feb. 22, 2021)
 Scored 10 or more runs in three straight games.....UNT Invitational (Feb. 11-12, 2017)
 Scored 15 or more runs in a game.....15 vs Nebraska (Feb. 9, 2020)
 Shut out back-to-back opponents.....Libscomp/Campbell (Feb. 9-10, 2019)
 Shut out three straight opponents.....UNT Invitational (Feb. 11-12, 2017)
 Was shutout (extra-inning game).....1-0 (9) at #11 Georgia (Mar. 12, 2018)
 Was Shutout (7-inning game).....5-0 vs Montana (Feb. 22, 2020)
 Was Shutout (5-inning game).....8-0 at #8 Florida (April 6, 2019)
 Was Shutout In Fayetteville.....5-0 vs Montana (Feb. 22, 2020)
 Was No-Hit.....at #1 Florida (May 16, 2016)
 Was No-Hit By SEC Opponent.....at #1 Florida (May 16, 2016)
 Was No-Hit In Fayetteville.....vs #9 Georgia (May 3, 2009)
 Swept a three-game conference series.....vs Auburn (May 3-5, 2019)
 Swept four or more conference series.....Ole Miss, Kentucky, Tennessee, SC (2000)
 Swept a three-game home conference series.....vs Auburn (May 3-5, 2019)
 Swept a three-game road conference series.....at Mississippi State (Mar. 17-18, 2009)
 Swept a non-conference doubleheader.....at UTA (Feb. 22, 2020)
 Run ruled an opponent.....8-0 vs Kent State (March 1, 2020)
 Most consecutive run-rule wins in a season.....6, 2014
 Was run-ruled.....L 9-1 (6) at #9 Alabama (March 8, 2020)
 Hit back-to-back homeruns.....Green and Malkin at McNeese (Feb. 20, 2021)
 Hit four or more home runs in a game.....4 at UTA (Feb. 22, 2021)
 Hit three or more home runs in a game.....4 at UTA (Feb. 22, 2021)
 Homered in five or more consecutive games.....8 (Feb. 18-28, 2018)
5 (April 13-19, 2019)
 Had 10 hits in a game.....10 at UTA (Feb. 22, 2021)
 Had 15 or more hits in a game.....18 vs Nebraska (Feb. 9, 2020)
 Had 10 or more hits in 3 consecutive games.....(4) vs Furman /UAPB (April 13-16, 2019)
 Had five or more doubles in a game.....6 vs Villanova (Feb. 29, 2020)
 Had three or more triples in a game.....
 Had 10 or more RBI in a game.....10 at UTA (Feb. 22, 2021)
 No-hit the opposition, 6 innings.....vs Northern Colorado (March 2, 2018)
 No-hit the opposition, 7 innings.....vs Central Connecticut (March 3, 2018)
 Recorded 10 or more walks.....11 vs #10 Oklahoma State (Feb. 11, 2021)
 Left 10 or more runners on base.....13 at McNeese (Feb. 20, 2021)
 Allowed 10 or more hits.....10 at McNeese (Feb. 20, 2021)
 Allowed 10 or more runs.....12 vs #10 Oklahoma State (Feb. 11, 2021)
 Allowed 10 or more earned runs.....12 vs #18 Kentucky (March 30, 2019)
 Allowed 10 or more RBI.....12 vs #10 Oklahoma State (Feb. 11, 2021)
 Allowed five or more doubles.....5 vs LSU (April 29, 2016)
 Allowed three or more home runs.....3 vs #10 Oklahoma State (Feb. 11, 2021)

OPPONENT-TEAM

Scored 10 or more runs in a game.....12 vs #10 Oklahoma State (Feb. 11, 2021)
 Scored 15 or more runs in a game.....23 (5) vs Auburn (April 16, 2016)
 Had 10 or more hits in a game.....10 at McNeese (Feb. 20, 2021)
 Had 15-19 hits in a game.....15 vs Georgia (May 17, 2017)
 Shut out Arkansas (7-inning game).....L, 5-0 vs Montana (Feb. 22, 2020)
 Shut out Arkansas (5-inning game).....L, 8-0 at #8 Florida (April 6, 2019)
 Shut out Arkansas (extra-inning).....L, 1-0 (9 inn.) at Georgia (March 12, 2018)
 Shut out Arkansas in consecutive games.....L, 3-0/8-0 at #8 Florida (April 6, 2019)
 Shut Out Arkansas in Fayetteville.....L, 5-0 vs Montana (Feb. 22, 2020)
 Conference opponent S/O Arkansas in Fayetteville.....L, 3-0 vs Missouri (March 24, 2018)
 Conference opponent S/O Arkansas on the road.....L, 8-0 at #8 Florida (April 6, 2019)
 Won a non-conference series against Arkansas.....vs Georgia (May 5-7, 2017)
 Won a conference series in Fayetteville.....vs Georgia (May 5-7, 2017)
 Swept a three-game non-conference series against Arkansas.....Texas (March 14-16, 2015)
 Swept a three-game non-conference series in Fayetteville.....Texas (March 14-16, 2015)
 Swept a three game conference series in Fayetteville.....vs Georgia (May 5-7, 2017)
 Won a conference road series against Arkansas.....at Texas A&M (April 27-29, 2019)
 Swept a three-game conference road series against Arkansas.....at #8 Florida (April 5-7, 2019)

ARKANSAS-INDIVIDUAL

Hit a grand slam.....Linnie Malkin vs Villanova (Feb. 28, 2020)
 Hit a walk-off grand slam.....W, 11-3 (5) Nicole Schroeder vs Lamar (March 3, 2017)
 Hit a walk-off home run.....W, 1-0 Kayla Green vs. Kansas (March 10, 2020)
 Hit two home runs in a game.....Linnie Malkin at McNeese (Feb. 20, 2021)
 Hit three home runs in a game.....Danielle Gibson vs SIUE (Feb 23, 2019)
 Hit four home runs in a game.....Danielle Gibson vs SIUE (Feb 23, 2019)
 Homered in consecutive games in a conf. series.....Ashley Diaz, Game 2 and 3 vs SC (March 16-17, 2018)
Ashley Diaz, Game 1 and 2 vs LSU (April 18-19, 2019)
 Homered in three or more consecutive games.....(4) Nichole Schroeder in Games 12-15 (Feb. 26 - March 3, 2017)
(3) Ashley Diaz in Games 27-29 (March 16-22, 2019)
 Hit an inside the park home run.....
 Hit for the home run cycle.....Danielle Gibson vs SIUE (Feb 23, 2019)
 Scored three or more runs in a game.....4, Danielle Gibson vs SIUE (Feb 23, 2019)
 Had four hits in a game.....4, Danielle Gibson at #9 Alabama (March 6, 2020)
 Had two doubles in a game.....(2), Danielle Gibson vs #10 Oklahoma State (Feb. 11, 2021)
 Had four or more RBI in a game.....(4) Braxton Burnside vs #10 Oklahoma State (Feb. 11, 2021)
 Had 5 or more RBI in a game.....(5) Ryan Jackson vs. Nebraska (Feb. 9, 2020)
 Had 10 or more RBI in a game.....(10) Danielle Gibson vs SIUE (Feb 23, 2019)
 Walked three or more times in a game.....(4) Hannah McEwen at McNeese (Feb. 20, 2021)
 Stole three bases in a game.....(3) Shelby Hiers vs Marist (Feb. 21, 2015)
 Pitched a 5- inning complete game.....Autumn Storms (W, 11-1) vs LSU (April 19, 2019)
 Pitched a 7-inning complete game.....Mary Haff (W, 7-2) vs #18 Baylor (Feb. 21, 2021)
 Pitched a complete game shutout.....Jenna Bloom (W, 1-0) vs Kansas (March 10, 2020)
 Had 10 or more strikeouts in a game.....(10) Jenna Bloom vs Kansas (March 10, 2020)
 Gave up 10 or more hits in a game.....(10) Mary Haff at LSU (May 4, 2018)
 Gave up three or more home runs in a game.....(3) Mary Haff at NM State (Feb. 8, 2020)
 Threw a 7-inning no hitter.....Autumn Storms vs Central Connecticut (March 3, 2018)
 Threw a 5-inning no hitter.....(6 Inn.) Mary Haff vs Northern Colorado (March 2, 2018)
 Had 4 or more consecutive Ks in a game.....(6) Jenna Bloom at FGCU (Feb. 16, 2020)



Stat Leaders and Miscellaneous Stats

<p>Batting avg</p> <p>1. 23 Hannah McEwen .526 2. 41 Danielle Gibson .414 3. 20 Hannah Gammill .316 4. 25 Braxton Burnside .286 5. 22 Linnie Malkin .240</p> <p>Runs scored</p> <p>1. 23 Hannah McEwen 8 2. 22 Linnie Malkin 6 25 Braxton Burnside 6 4. 41 Danielle Gibson 5 5. 3 tied at..... 4</p> <p>Doubles</p> <p>1. 41 Danielle Gibson 5 2. 23 Hannah McEwen 2 3. 1 Ryan Jackson 1 25 Braxton Burnside 1</p> <p>Total bases</p> <p>1. 41 Danielle Gibson 20 2. 22 Linnie Malkin 18 3. 20 Hannah Gammill 15 23 Hannah McEwen 15 25 Braxton Burnside 15</p> <p>Sac bunts</p> <p>1. 16 Keely Huffine 3 2. 99 Audrie LaValley 1</p>	<p>Slugging pct</p> <p>1. 16 Keely Huffine .923 2. 99 Audrie LaValley .800 3. 20 Hannah Gammill .789 23 Hannah McEwen .789 5. 22 Linnie Malkin .720</p> <p>Hits</p> <p>1. 41 Danielle Gibson 12 2. 23 Hannah McEwen 10 3. 25 Braxton Burnside 8 4. 22 Linnie Malkin 6 20 Hannah Gammill 6</p> <p>Triples</p> <p>1. 1 Ryan Jackson 1</p> <p>Walks</p> <p>1. 23 Hannah McEwen 12 2. 13 Kayla Green 7 3. 99 Audrie LaValley 6 4. 22 Linnie Malkin 5 5. 41 Danielle Gibson 3</p> <p>Sac flies</p>	<p>On base pct</p> <p>1. 23 Hannah McEwen .719 2. 99 Audrie LaValley .529 3. 41 Danielle Gibson .469 4. 20 Hannah Gammill .409 5. 25 Braxton Burnside .375</p> <p>Runs batted in</p> <p>1. 22 Linnie Malkin 10 2. 41 Danielle Gibson 9 3. 20 Hannah Gammill 5 4. 3 tied at..... 4</p> <p>Home runs</p> <p>1. 22 Linnie Malkin 4 2. 16 Keely Huffine 3 20 Hannah Gammill 3 4. 99 Audrie LaValley 2 25 Braxton Burnside 2</p> <p>Hit by pitch</p> <p>1. 1 Ryan Jackson 4 2. 25 Braxton Burnside 3 3. 16 Keely Huffine 2 4. 3 tied at..... 1</p> <p>Stolen bases</p>
--	--	--

Multiple Hit Games	2	3	4	5+	Total
23 Hannah McEwen	4	-	-	-	4
41 Danielle Gibson	1	2	-	-	3
25 Braxton Burnside	1	1	-	-	2
20 Hannah Gammill	1	-	-	-	1
1 Ryan Jackson	1	-	-	-	1
22 Linnie Malkin	-	1	-	-	1
TEAM	8	4	0	0	12

Multiple RBI Games	2	3	4	5+	Total
22 Linnie Malkin	2	2	-	-	4
41 Danielle Gibson	2	1	-	-	3
16 Keely Huffine	1	-	-	-	1
99 Audrie LaValley	1	-	-	-	1
23 Hannah McEwen	1	-	-	-	1
20 Hannah Gammill	-	1	-	-	1
25 Braxton Burnside	-	-	1	-	1
TEAM	7	4	1	0	12

Hitting Streaks	Longest	Current
41 Danielle Gibson	7	7
20 Hannah Gammill	5	-
23 Hannah McEwen	5	5
22 Linnie Malkin	3	-
1 Ryan Jackson	3	-
25 Braxton Burnside	3	2
99 Audrie LaValley	2	2
16 Keely Huffine	2	-
24 Nicole Duncan	1	-
13 Kayla Green	1	-
2 Valerie Ventura	1	1

Reached Base Streaks	Longest	Current
23 Hannah McEwen	7	7
41 Danielle Gibson	7	7
1 Ryan Jackson	5	-
20 Hannah Gammill	5	-
13 Kayla Green	5	-
22 Linnie Malkin	4	4
25 Braxton Burnside	4	2
16 Keely Huffine	2	2
99 Audrie LaValley	2	2
24 Nicole Duncan	1	-
2 Valerie Ventura	1	1

Season Statistics (Overall)



The Automated ScoreBook
Overall Statistics for Arkansas (as of Feb 22, 2021)
(All games Sorted by Batting avg)



Record: 5-2 Home: 0-0 Away: 4-1 Neutral: 1-1 SEC: 0-0

Player	avg	gp-gs	ab	r	h	2b	3b	hr	rbi	tb	slg%	bb	hp	so	gdp	ob%	sf	sh	sb-att	po	a	e	fld%	
23 Hannah McEwen	.526	7-7	19	8	10	2	0	1	3	15	.789	12	1	0	0	.719	0	0	0-0	14	0	1	.933	
41 Danielle Gibson	.414	7-7	29	5	12	5	0	1	9	20	.690	3	0	1	0	.469	0	0	0-0	43	1	1	.978	
20 Hannah Gammill	.316	6-6	19	4	6	0	0	3	5	15	.789	2	1	0	0	.409	0	0	0-0	10	8	1	.947	
25 Braxton Burnside	.286	7-7	28	6	8	1	0	2	4	15	.536	1	3	3	2	.375	0	0	0-0	15	16	2	.939	
22 Linnie Malkin	.240	7-7	25	6	6	0	0	4	10	18	.720	5	0	7	0	.367	0	0	0-0	0	0	0	.000	
16 Keely Huffine	.231	6-6	13	4	3	0	0	3	4	12	.923	1	2	2	0	.375	0	3	0-0	9	0	0	1.000	
99 Audrie LaValley	.200	5-5	10	4	2	0	0	2	4	8	.800	6	1	2	0	.529	0	1	0-1	10	8	0	1.000	
1 Ryan Jackson	.160	7-7	25	3	4	1	1	0	0	7	.280	1	4	8	1	.300	0	0	0-0	5	0	0	1.000	
13 Kayla Green	.091	7-7	22	2	2	0	0	1	2	5	.227	7	0	5	0	.310	0	0	0-1	48	3	1	.981	

2 Valerie Ventura	.333	2-1	3	1	1	0	0	0	1	1	.333	0	0	0	0	.333	0	0	0-0	1	1	0	1.000	
24 Nicole Duncan	.111	2-2	9	0	1	0	0	0	0	1	.111	1	0	0	0	.200	0	0	0-0	9	5	1	.933	
66 Aly Manzo	.000	3-0	3	0	0	0	0	0	0	0	.000	0	0	1	0	.000	0	0	0-0	0	0	0	.000	
28 Rylin Hedgecock	.000	3-0	3	0	0	0	0	0	0	0	.000	0	0	2	1	.000	0	0	0-0	0	0	0	.000	
3 Larissa Cesena	.000	4-1	2	1	0	0	0	0	0	0	.000	0	0	2	0	.000	0	0	0-0	0	0	0	.000	
42 Sam Torres	.000	3-0	2	0	0	0	0	0	0	0	.000	0	0	0	0	.000	0	0	0-0	1	0	0	1.000	
18 Marlene Friedman	.000	1-0	0	0	0	0	0	0	0	0	.000	0	0	0	0	.000	0	0	0-0	0	0	0	.000	
6 Cally Kildow	.000	3-0	0	1	0	0	0	0	0	0	.000	0	0	0	0	.000	0	0	0-0	0	0	0	.000	
Totals	.259	7	212	45	55	9	1	17	42	117	.552	39	12	33	4	.403	0	4	0-2	165	51	9	.960	
Opponents	.233	7	206	35	48	7	0	7	32	76	.369	30	7	44	2	.347	2	5	8-12	165	68	8	.967	

LOB - Team (57), Opp (50). DPs turned - Team (2), Opp (8).

(All games Sorted by Earned run avg)

Player	era	w-l	app	gs	cg	sho	sv	ip	h	r	er	bb	so	2b	3b	hr	b/avg	wp	hp	bks	sfa	sha
4 Mary Haff	1.22	3-1	5	2	1	0/0	1	23.0	14	7	4	11	23	0	0	2	.184	1	2	0	2	3
9 Autumn Storms	3.36	0-0	2	2	0	0/0	0	8.1	6	4	4	3	8	1	0	0	.188	0	2	0	0	0
31 Allie Light	4.20	0-0	3	0	0	0/0	0	5.0	11	5	3	2	3	1	0	1	.407	0	0	0	0	1
5 Lauren Howell	6.10	1-0	3	2	0	0/0	0	10.1	8	11	9	8	1	4	0	0	.222	2	3	0	0	1
72 Jenna Bloom	6.72	1-1	3	1	0	0/0	0	8.1	9	8	8	6	9	1	0	4	.257	1	0	0	0	0
Totals	3.56	5-2	7	7	1	0/0	1	55.0	48	35	28	30	44	7	0	7	.233	4	7	0	2	5
Opponents	4.96	2-5	7	7	0	0/0	1	55.0	55	45	39	39	33	9	1	17	.259	2	12	0	0	4

PB - Team (4), Green 4. SBA/ATT - Green (8-11), Haff (1-4), Storms (3-4), Light (4-4).

Team Game-by-Game

The Automated ScoreBook
Team Game-by-Game for Arkansas (as of Feb 22, 2021)
Batting (All games)

Date	Opponent	ab	r	h	rbi	2b	3b	hr	tb	bb	ibb	sb	cs	hbp	sac	sf	gdp	k	po	a	e	lob	avg
Feb 11	vs Oklahoma State	29	11	8	8	2	1	2	18	11	0	0	0	3	0	0	1	9	21	4	3	11	.276
Feb 20	at McNeese	50	6	11	6	1	0	4	24	8	0	0	0	2	1	0	3	4	42	11	2	13	.241
Feb 20	at McNeese	30	4	9	4	0	0	2	15	4	0	0	0	0	0	0	0	2	18	10	2	9	.257
Feb 21	vs Baylor	20	7	5	7	2	0	1	10	4	0	0	1	5	2	0	0	7	21	2	0	6	.256
Feb 21	at McNeese	28	3	7	3	1	0	2	14	4	0	0	0	0	0	0	0	3	21	7	1	8	.255
Feb 22	at UT Arlington	29	10	10	10	1	0	4	23	6	0	0	1	0	0	0	0	5	21	15	1	4	.269
Feb 22	at UT Arlington	26	4	5	4	2	0	2	13	2	0	0	0	2	1	0	0	3	21	2	0	6	.259
Totals		212	45	55	42	9	1	17	117	39	0	0	2	12	4	0	4	33	165	51	9	57	.259

The Automated ScoreBook
Team Game-by-Game for Arkansas (as of Feb 22, 2021)
Pitching (All games)

Date	Opponent	ip	h	r	er	bb	so	2b	3b	hr	wp	bk	hbp	dp	ibb	score	w-l	sv	era
Feb 11	vs Oklahoma State	7.0	12	12	8	3	8	2	0	3	1	0	0	0	0	11-12	0-1	0	8.00
Feb 20	at McNeese	14.0	10	4	4	5	13	1	0	0	1	0	2	0	0	6-4	1-1	0	4.00
Feb 20	at McNeese	6.0	7	7	6	6	2	1	0	0	0	0	2	1	0	4-7	1-2	0	4.67
Feb 21	vs Baylor	7.0	3	2	2	0	7	0	0	1	0	0	0	0	0	7-2	2-2	0	4.12
Feb 21	at McNeese	7.0	4	1	1	9	6	0	0	0	0	0	2	0	0	3-1	3-2	0	3.59
Feb 22	at UT Arlington	7.0	7	6	4	5	1	2	0	1	1	0	1	1	0	10-6	4-2	0	3.65
Feb 22	at UT Arlington	7.0	5	3	3	2	7	1	0	2	1	0	0	0	0	4-3	5-2	1	3.56
Totals		55.0	48	35	28	30	44	7	0	7	4	0	7	2	0	45-35	5-2	1	3.56

Home Run Tracker

#	Date	Player	Opponent	Site	# of Runs	Inning	Lineup Spot	Game Result
1	2-11-2021	Braxton Burnside	Oklahoma State	Monroe, La.	1	1	2	L, 12-11
2	2-11-2021	Braxton Burnside	Oklahoma State	Monroe, La.	3	6	2	L, 12-11
3	2-20-2021	Keely Huffine	McNeese	Lake Charles, La.	2	2	9	W, 6-4 (14)
4	2-20-2021	Kayla Green!	McNeese	Lake Charles, La.	1	4	5	W, 6-4 (14)
5	2-20-2021	Linnie Malkin!	McNeese	Lake Charles, La.	1	4	6	W, 6-4 (14)
6	2-20-2021	Linnie Malkin#	McNeese	Lake Charles, La.	2	14	6	W, 6-4 (14)
7	2-20-2021	Keely Huffine	McNeese	Lake Charles, La.	1	3	9	L, 7-4
8	2-20-2021	Hannah Gammill	McNeese	Lake Charles, La.	1	7	8	L, 7-4
9	2-21-2021	Danielle Gibson	Baylor	Lake Charles, La.	1	6	3	W, 7-2
10	2-21-2021	Hannah Gammill	McNeese	Lake Charles, La.	1	2	8	W, 3-1
11	2-21-2021	Linnie Malkin	McNeese	Lake Charles, La.	2	6	6	W, 3-1
12	2-22-2021	Hannah Gammill	UTA	Arlington, Texas	3	1	6	W, 10-6
13	2-22-2021	Linnie Malkin	UTA	Arlington, Texas	3	2	4	W, 10-6
14	2-22-2021	Keely Huffine	UTA	Arlington, Texas	1	4	9	W, 10-6
15	2-22-2021	Audrie LaValley	UTA	Arlington, Texas	1	6	8	W, 10-6
16	2-22-2021	Audrie LaValley	UTA	Arlington, Texas	1	6	6	W, 4-3
17	2-22-2021	Hannah McEwen	UTA	Arlington, Texas	1	7	1	W, 4-3

! - back-to-back | * - pinch hitter | # go ahead | \$ walk off



Game by Game Starters | by Position

Date	Opponent	SP	C	1B	2B	3B	SS	LF	CF	RF	DP
F11	Oklahoma State	Haff	Green	Gibson	LaValley	Ventura	Burnside	McEwen	Cesena	Jackson	Malkin
F20	McNeese	Storms	Green	Gibson	Duncan	Gammill	Burnside	McEwen	Huffine	Jackson	Malkin
F20	McNeese	Howell	Green	Gibson	Duncan	Gammill	Burnside	McEwen	Huffine	Jackson	Malkin
F21	Baylor	Haff	Green	Gibson	LaValley	Gammill	Burnside	McEwen	Huffine	Jackson	Malkin
F21	McNeese	Storms	Green	Gibson	LaValley	Gammill	Burnside	McEwen	Huffine	Jackson	Malkin
F22	UTA	Howell	Green	Gibson	LaValley	Gammill	Burnside	McEwen	Huffine	Jackson	Malkin
F22	UTA	Bloom	Green	Gibson	LaValley	Gammill	Burnside	McEwen	Huffine	Jackson	Malkin

Game by Game Starters | by Lineup

Date	Opponent	1	2	3	4	5	6	7	8	9	FX
F11	Oklahoma State	McEwen	Burnside	Gibson	Jackson	Green	Malkin	LaValley	Cesena	Ventura	Haff
F20	McNeese	McEwen	Burnside	Gibson	Jackson	Green	Malkin	Duncan	Gammill	Huffine	Storms
F20	McNeese	McEwen	Burnside	Gibson	Jackson	Green	Malkin	Duncan	Gammill	Huffine	Howell
F21	Baylor	McEwen	Burnside	Gibson	Jackson	Green	Malkin	LaValley	Gammill	Huffine	Haff
F21	McNeese	McEwen	Burnside	Gibson	Jackson	Green	Malkin	LaValley	Gammill	Huffine	Storms
F22	UTA	McEwen	Burnside	Gibson	Malkin	Jackson	Gammill	Green	LaValley	Huffine	Howell
F22	UTA	McEwen	Burnside	Gibson	Malkin	Gammill	LaValley	Jackson	Green	Huffine	Bloom



KAITLYN HOWARD

UTL • L/L • 5-7 • Freshman
East End, Ark. • Sheridan HS

00

SEASON HIGHS

Category	No.	Opponent (Last)	Date
Hits	-	-	-
Doubles	-	-	-
Triples	-	-	-
Home Runs	-	-	-
Total Bases	-	-	-
RBI's	-	-	-
Runs	-	-	-
Walks	-	-	-
AB's	-	-	-

CAREER HIGHS

Category	No.	Opponent (Last)	Date
Hits	-	-	-
Doubles	-	-	-
Triples	-	-	-
Home Runs	-	-	-
Total Bases	-	-	-
RBI's	-	-	-
Runs	-	-	-
Walks	-	-	-
AB's	-	-	-

BIO CONTINUED

Personal

Daughter of Clarence and Kristi Howard ... Plans to major in exercise science and wants to attend physical therapy school after her playing career is over ... Throws and bats left-handed, but writes right-handed.

BIO

Prior to Arkansas

Earned a letter in three seasons at Sheridan High School for head coach Tamara Strawn ... Led the Yellowjackets to three consecutive state championships ... Two-time Arkansas All-State Selection in 2018 and 2019 ... Garnered 2018 State Tournament MVP honors ... Heading into her senior year in 2020, Sheridan was named the best high school program in the state by MaxPreps ... Was not able to compete as a senior due to COVID-19 pandemic ... As a junior in 2019 hit .441 (30-for-68) with 22 runs scored, 25 RBI's, eight doubles, three triples and six homers ... Slashed .441/.472/.911 in 2019, leading Sheridan to a 27-4 record and a Class 5A state championship ... Inside the circle threw 65.1 innings with a 0.86 ERA ... Struck out 51 hitters and walked just nine ... In sophomore season hit .596 (31-for-52) with 23 runs scored, 16 RBI's, six doubles and one triple ... Slashed .596/.644/.750 ... Threw 57.1 innings with a 0.61 ERA ... Allowed just five earned runs all season and struck out 30 ... Part of a 30-3 Yellowjackets squad that earned its second consecutive state title ... As a freshman won a state title on a Sheridan team that finished 31-4-1 ... Also lettered in basketball and volleyball for Sheridan ... Played travel ball for the Texas Glory.

GAME-BY-GAME

Kaitlyn Howard Career Stats

Year	avq	gp	qs	ab	r	h	2b	3b	hr	rbi	tb	slq%	bb	hbp	so	gdp	ob%	sf	sh	sb-att	po	a	e	fld%



RYAN JACKSON

OF • R/R • 5-6 • Redshirt Senior

Chino Hills, Calif. • Bethune-Cookman (Ruben S. Ayala HS)

1

SEASON HIGHS

Category	No.	Opponent (Last)	Date
Hits	2	McNeese	2/20/21
Doubles	1	McNeese	2/20/21
Triples	1	Oklahoma State	2/11/21
Home Runs	-	-	-
Total Bases	3	2x (McNeese)	2/20/21
RBI	-	-	-
Runs	2	Oklahoma State	2/11/21
Walks	1	McNeese	2/21/21
ABs	7	McNeese	2/20/21

CAREER HIGHS

Category	No.	Opponent (Last)	Date
Hits	4*	Fairfield	3/18/17
Doubles	3*	Quinnipiac	2/17/18
Triples	1	6x (Oklahoma State)	2/11/21
Home Runs	2*	3x (Northern Kentucky)	3/10/18
Total Bases	8*	3x (Northern Kentucky)	3/10/18
RBI	6*	South Carolina State	4/14/18
Runs	4*	Mount St. Mary's	3/9/17
Walks	3*	Long Beach State	2/23/18
ABs	7	McNeese	2/20/21

*At Bethune-Cookman

BIO CONTINUED

As a Junior (2019)

Recorded one multi-hit game (2-for-3) against Lipcomb (Feb. 9)...Collected first triple of Arkansas career against SIUE (Feb. 23)... Drove in three runs with a pinch hit double in a 7-1 win over Auburn (May 4).

At Bethune-Cookman (2017-18)

Two-time MEAC Player of the Year... Named the MEAC Player and Rookie of the Year her freshman season at Bethune-Cookman.... Finalist for the 2017 Schutt Sports/NFCA National Freshman of the Year award... Six-time MEAC player of the week ... Named to the NFCA All-Region First team as a sophomore ... In two seasons hit .378 with 123 hits, 31 home runs with a .754 slugging percentage and 99 RBIs at Bethune-Cookman... As a freshman in 2017, led the league in batting average (.412), on base percentage (.483), RBI (47), home runs (14) and slugging percentage (.771) ... As a sophomore, led the league in on-base percentage (.467), RBI (50), runs scored (54), total bases (127) and home runs (17) ... Holds the school record at BCU for most homers in a season (17)... Part of 2018 MEAC Championship team and NCAA Tournament Gainesville Regional squad.

BIO

Career Awards

MEAC Player of the Year (2017, 2018, *at Bethune-Cookman), MEAC Rookie of the Year (2017, *at Bethune-Cookman), MEAC Player of the Week (Six-time recipient, *at Bethune-Cookman), NFCA Freshman of the Year Finalist (2017, *at Bethune-Cookman)

As a Senior (2020)

Tied for second on the team in home runs (5) and third in RBI (15) ... Led the team in hit by pitches and ranked 10th in the country with 0.44 per game... Slugged .600, the second highest on the team... Recorded an Arkansas career-high three hits at FGCU (Feb. 16)... Set an Arkansas career-high of five RBI and hit first home run in a Razorback jersey against Nebraska (Feb. 9)... Went 2-for-3 with a homer and three RBI in a win over Kent State (Feb. 28)... Drew a walk-off hit by pitch on the 17th pitch of the plate appearance in a 3-2 win over Kansas (March 10).

GAME-BY-GAME

Date	Opponent	Pos	AB	R	H	RBI	2B	3B	HR	BB	SB	CS	HBP	SAC	SF	GDP	K	PO	A	E	Avg
Feb 11	vs Oklahoma State	*of	3	2	1	0	0	1	0	0	0	0	0	2	0	0	1	1	0	0	.333
Feb 20	at McNeese	*of	7	0	2	0	1	0	0	0	0	0	0	0	0	1	1	0	0	0	.300
Feb 20	at McNeese	*of	4	0	1	0	0	0	0	0	0	0	0	0	0	0	0	0	0	0	.286
Feb 21	vs Baylor	*of	2	1	0	0	0	0	0	0	0	0	2	0	0	0	2	1	0	0	.250
Feb 21	at McNeese	*of	3	0	0	0	0	0	0	1	0	0	0	0	0	0	0	1	0	0	.211
Feb 22	at UT Arlington-1	*of	3	0	0	0	0	0	0	0	0	0	0	0	0	0	3	0	0	0	.182
Feb 22	at UT Arlington-2	*of	3	0	0	0	0	0	0	0	0	0	0	0	0	0	1	2	0	0	.160
Totals		7gs	25	3	4	0	1	1	0	1	0	0	4	0	0	1	8	5	0	0	.160

On base pct. .300 • Slugging pct. .280

Ryan Jackson Career Stats - Arkansas Only

Year	avq	qp-gs	ab	r	h	2b	3b	hr	rbi	tb	slg%	bb	hbp	so	gdp	ob%	sf	sh	sb-att	po	a	e	fld%
2019	.212	28-7	33	5	7	1	1	0	4	10	.303	1	4	11	0	.316	0	0	0-0	4	0	0	1.000
2020	.323	25-25	65	20	21	3	0	5	15	39	.600	8	11	9	0	.476	0	0	0-0	1	0	0	1.000
2021	.160	7-7	25	3	4	1	1	0	0	7	.280	1	4	8	1	.300	0	0	0-0	5	0	0	1.000
TOTAL	.260	60-39	123	28	32	5	2	5	19	56	.455	10	19	28	1	.401	0	0	0-0	10	0	0	1.000



VALERIE VENTURA

INF • R/R • 5-6 • Redshirt Sophomore
Oxnard, Calif. • Rio Mesa HS

2

SEASON HIGHS

Category	No.	Opponent (Last)	Date
Hits	1	Oklahoma State	2/11/21
Doubles	-	-	-
Triples	-	-	-
Home Runs	-	-	-
Total Bases	1	Oklahoma State	2/11/21
RBI's	1	Oklahoma State	2/11/21
Runs	1	Oklahoma State	2/11/21
Walks	-	-	-
ABs	3	Oklahoma State	2/11/21

CAREER HIGHS

Category	No.	Opponent (Last)	Date
Hits	2	2x (Villanova)	2/29/20
Doubles	1	Villanova	2/29/20
Triples	-	-	-
Home Runs	-	-	-
Total Bases	3	Villanova	2/29/20
RBI's	1	7x (Oklahoma State)	2/11/21
Runs	2	Villanova	2/29/20
Walks	1	2x (Marist)	2/23/20
ABs	3	5x (Oklahoma State)	2/11/21

BIO CONTINUED

the 2015 and 2017 First Team All-Ventura County and the First team Pacific View League... 2017 All-Tournament Team for the TNT National Tournament... Hit a three run walk-off home run in the championship game against the Cal A's Quales for her club team... Also lettered four years for the Rio Mesa High School girls basketball team.

Personal

Daughter of Andy and Nancy Ventura... Has two siblings, Andrew and Krystin.

BIO

As a Redshirt Freshman (2020)

Appeared in 24 games, making 18 starts at third base... Made first collegiate appearance as a pinch runner and scored against UTEP (Feb. 7)... Collected first collegiate hit in first start at FGCU (Feb. 16)... Registered first two hit game against Villanova (Feb. 28)... Hit first double against Villanova (Feb. 29)... Notched first RBI against South Dakota State (Feb. 21).

As a Freshman (2019)

Was granted a medical redshirt for her first season at Arkansas.

Prior to Arkansas

Held a career batting average of .468 for Rio Mesa High school... Recorded 102 hits, 72 RBI's, 103 runs, 17 homers while slugging .839... Batted .494 during her senior year of high school with 38 hits on 34 runs with 9 homers while slugging 1.012... Led the team to a 23-0-1 record before suffering an injury during her final season at Rio Mesa... Was named to

GAME-BY-GAME

Date	Opponent	Pos	AB	R	H	RBI	2B	3B	HR	BB	SB	CS	HBP	SAC	SF	GDP	K	PO	A	E	Avq
Feb 11	vs Oklahoma State	*3b	3	1	1	1	0	0	0	0	0	0	0	0	0	0	0	1	1	0	.333
Feb 20	at McNeese	pr	0	0	0	0	0	0	0	0	0	0	0	0	0	0	0	0	0	0	.333
Totals		1gs	3	1	1	1	0	0	0	0	0	0	0	0	0	0	0	1	1	0	.333

On base pct. .333 • Slugging pct. .333

Valerie Ventura Career Stats

Year	avg	gp-gs	ab	r	h	2b	3b	hr	rbi	tb	slq%	bb	hbp	so	gdp	ob%	sf	sh	sb-att	po	a	e	fld%
2020	.263	24-18	38	10	10	1	0	0	6	11	.289	2	0	10	2	.300	0	3	0-0	10	39	4	.925
2021	.333	2-1	3	1	1	0	0	0	1	1	.333	0	0	0	0	.333	0	0	0-0	1	1	0	1.000
TOTAL	.268	26-19	41	11	11	1	0	0	7	12	.293	2	0	10	2	.302	0	3	0-0	11	40	4	.927



LARISSA CESENA

INF • R/R • 5-7 • Redshirt Sophomore
Riverside, Calif. • Martin Luther King HS

3

SEASON HIGHS

Category	No.	Opponent (Last)	Date
Hits	-	-	-
Doubles	-	-	-
Triples	-	-	-
Home Runs	-	-	-
Total Bases	-	-	-
RBI's	-	-	-
Runs	1	McNeese	2/21/21
Walks	-	-	-
ABs	2	Oklahoma State	2/11/21

CAREER HIGHS

Category	No.	Opponent (Last)	Date
Hits	1	2x (Nebraska)	2/9/20
Doubles	-	-	-
Triples	-	-	-
Home Runs	-	-	-
Total Bases	1	2x (Nebraska)	2/9/20
RBI's	-	-	-
Runs	1	4x (McNeese)	2/21/21
Walks	1	Nebraska	2/9/20
ABs	3	Bradley	2/7/20

BIO CONTINUED

finish at PGF Nationals in 2016... Was also a member of her school's track team and owns two school records.

Personal

Daughter of Eddie and Misti Cesena... Has two younger brothers, Seth and Luke... Aunt, Mia Cesena, played softball at Loyola Marymount (2006-09) and was a two-time all-conference selection... Majoring in Recreation and Sports Management... Goes by the nickname Lari... Has over 55k followers on Tik Tok (@Lariluv) and post of this year's videoboard shoot has over 980k views.

BIO

As a Redshirt Freshman (2020)

Played in nine games and made one start at second base... Went 2-for-8 at the plate, scored three runs and drew one walk... In collegiate debut hit a pinch hit single and scored a run against UTEP (Feb. 7)... Made first start at second base against Bradley (Feb. 7)... Scored game tying run in the bottom of the seventh inning in a come-from-behind win over Kansas (March 10).

As a Freshman (2019)

Was granted a medical redshirt for her first season at Arkansas.

Prior to Arkansas

Ranked No. 48 in the final FloSoftball Hot 100... Led Martin Luther King High School to four appearances to the CIF playoffs, earning team MVP honors after her junior season... As a member of the Explosion Travel ball team, was part of a top-eight


GAME-BY-GAME

Date	Opponent	Pos	AB	R	H	RBI	2B	3B	HR	BB	SB	CS	HBP	SAC	SF	GDP	K	PO	A	E	Avg
Feb 11	vs Oklahoma State	of	2	0	0	0	0	0	0	0	0	0	0	0	0	0	2	0	0	0	.000
Feb 20	at McNeese	pr	0	0	0	0	0	0	0	0	0	0	0	0	0	0	0	0	0	0	.000
Feb 21	at McNeese	pr	0	1	0	0	0	0	0	0	0	0	0	0	0	0	0	0	0	0	.000
Feb 22	at UT Arlington-2	pr	0	0	0	0	0	0	0	0	0	0	0	0	0	0	0	0	0	0	.000
Totals		1gs	2	1	0	0	0	0	0	0	0	0	0	0	0	0	2	0	0	0	.000

On base pct. .000 • Slugging pct. .000

Larissa Cesena Career Stats

Year	avg	gp-gs	ab	r	h	2b	3b	hr	rbi	tb	slg%	bb	hbp	so	gdp	ob%	sf	sh	sb-att	po	a	e	fld%
2020	.250	9-1	8	3	2	0	0	0	0	2	.250	1	0	2	0	.333	0	0	0-0	1	2	0	1.000
2021	.000	4-1	2	1	0	0	0	0	0	0	.000	0	0	2	0	.000	0	0	0-0	0	0	0	.000
TOTAL	.200	13-2	10	4	2	0	0	0	0	2	.200	1	0	4	0	.273	0	0	0-0	1	2	0	1.000



MARY HAFF

RHP • R/R • 5-10 • Redshirt Junior
Winter Haven, Fla. • Lake Region HS

4

SEASON HIGHS

Category	No.	Opponent (Last)	Date
Innings	8.2	McNeese	2/20/21
Longest Start	7.0	Baylor	2/21/21
Shortest Start	3.0	Oklahoma State	2/11/21
Longest Relief	8.2	McNeese	2/20/21
Hits	6	McNeese	2/20/21
Runs	4	Oklahoma State	2/11/21
Earned Runs	2	Baylor	2/21/21
Walks	6	McNeese	2/21/21
Strikeouts	9	McNeese	2/20/21
Pitches	149	McNeese	2/20/21

CAREER HIGHS

Category	No.	Opponent (Last)	Date
Innings	8.0	2x (Texas A&M)	4/28/19
Longest Start	8.0	2x (Texas A&M)	4/28/19
Shortest Start	0.1	Ole Miss	3/9/19
Longest Relief	8.2	McNeese	2/20/21
Hits	10	LSU	5/4/18
Runs	7	UTA	3/26/19
Earned Runs	5	2x (Florida)	3/6/19
Walks	6	McNeese	2/21/21
Strikeouts	9	McNeese	2/20/21
Pitches	149	McNeese	2/20/21

BIO CONTINUED

As a Sophomore (2019)

Recorded seven shutouts and three one-hitter performances... Started the season throwing 20 consecutive innings without allowing a run... Recorded a career-high and tied the program single-game record with 16 strikeouts in 7.2 innings against Furman (April 14)... Posted five 10+ strikeout performances... tied for most saves in a season in school history.

As a Freshman (2018)

29 wins is a single-season program best... Threw the seventh no-hitter in program history in a 9-0 win over Northern Colorado (March 2)... Registered seven one-hitters ... Had 12 outings posting seven or more strikeouts coupled with one or fewer walks... Tallied three wins without allowing a run in 18.2 innings, including a pair of complete-game shutouts over DePaul (May 18) and Wichita State (May 19) in the NCAA Fayetteville Regional.

Personal

Daughter of Ron and Tula Haff... Majoring in Pre Med ... Broke her ankle during prime recruiting year in high school, Deifel saw her at a premier tournament in Colorado and said "I went and saw her and was like, 'Holy crap, she's still available.'"

BIO

Career Accolades

NFCA Second Team All-South Region (2018)... NFCA Third Team All-South Region (2019)... All-SEC Second Team (2018)... SEC All-Tournament Team (2018)... SEC All-Freshman Team (2018)... SEC Pitcher of the Week (2019)... SEC Freshman of the Week (3x, 2018)... Preseason All-SEC (2019)... USA Softball Collegiate Player of the Year Top 50 Watchlist (2019)... NFCA National Freshman of the Year Finalist (2018)

As a Junior (2020)

Struck out a season-high 12 vs. UIC (Feb. 15)... Ranked ninth in the SEC in strikeout-to-walk ratio (3.64), 13th in strikeouts per seven innings (7.6) and 15th in ERA Recorded a three inning save, strikingout four vs. Furman (Feb. 15)... Threw a season-high 6.1 innings of shutout ball, allowing two hits against Montana (Feb. 22).

GAME-BY-GAME

Date	Opponent	GS	IP	H	R	ER	BB	SO	2B	3B	HR	WP	BK	HBP	IBB	Score	W-L	Sv	ERA	NP
Feb 11	vs Oklahoma State	*	3.0	4	4	1	1	5	0	0	1	0	0	0	0	11-12	0-1	0	2.33	65
Feb 20	at McNeese		8.2	6	0	0	4	9	0	0	0	1	0	1	0	6-4	1-1	0	0.60	149
Feb 21	vs Baylor	*	7.0	3	2	2	0	7	0	0	1	0	0	0	0	7-2	2-1	0	1.12	81
Feb 21	at McNeese		4.0	1	1	1	6	2	0	0	0	0	0	1	0	3-1	3-1	0	1.24	80
Feb 22	at UT Arlington-2		0.1	0	0	0	0	0	0	0	0	0	0	0	0	4-3	3-1	1	1.22	3
Totals		2	23.0	14	7	4	11	23	0	0	2	1	0	2	0	31-22	3-1	1	1.22	-

Mary Haff Career Stats

Year	era	w-l	app	qs	cq	sho	sv	ip	h	r	er	bb	so	2b	3b	hr	bf	bavg	wp	hbp	bk	sfa	sha
2018	1.51	29-7	45	31	19	11/1	2	213.1	118	53	46	44	249	16	1	20	827	.157	9	20	0	0	11
2019	1.88	18-11	41	26	11	7/0	5	160.1	112	63	43	32	180	19	1	14	665	.190	9	29	0	2	14
2020	1.89	4-1	13	6	1	0/1	1	37.0	32	15	10	11	40	4	2	6	157	.227	1	3	0	1	1
2021	1.22	3-1	5	2	1	0/0	1	23.0	14	7	4	11	23	0	0	2	94	.184	1	2	0	2	3
TOTAL	1.66	54-20	104	65	32	18/2	9	433.2	276	138	103	98	492	39	4	42	1743	.177	20	54	0	5	29



LAUREN HOWELL

RHP • R/R • 5-7 • Freshman
Jefferson City, Mo. • Helias Catholic HS

5

SEASON HIGHS

Category	No.	Opponent (Last)	Date
Innings	4.1	UTA	2/22/21
Longest Start	4.1	UTA	2/22/21
Shortest Start	3.1	McNeese	2/20/21
Longest Relief	2.2	Oklahoma State	2/11/21
Hits	5	Oklahoma State	2/11/21
Runs	4	2x (UTA)	2/22/21
Earned Runs	3	3x (UTA)	2/22/21
Walks	5	UTA	2/22/21
Strikeouts	1	Oklahoma State	2/11/21
Pitches	85	UTA	2/22/21

CAREER HIGHS

Category	No.	Opponent (Last)	Date
Innings	4.1	UTA	2/22/21
Longest Start	4.1	UTA	2/22/21
Shortest Start	3.1	McNeese	2/20/21
Longest Relief	2.2	Oklahoma State	2/11/21
Hits	5	Oklahoma State	2/11/21
Runs	4	2x (UTA)	2/22/21
Earned Runs	3	3x (UTA)	2/22/21
Walks	5	UTA	2/22/21
Strikeouts	1	Oklahoma State	2/11/21
Pitches	85	UTA	2/22/21

BIO CONTINUED

Personal

Daughter of Jay and Rachelle Howell ... Has two younger siblings, Hayden and Harper ... Plans to major in business ... After her playing career, wants to take over the family business, Howell's Carpet ... Competed in dance and cheerleading prior to playing softball

BIO

Prior to Arkansas

Finished Helias Catholic High School career with a 1.40 ERA, 47-11 record and 646 strikeouts ... Rated the No. 31 overall prospect in the 2020 class by Extralnnings and No. 40 by FloSoftball ... Tabbed the No. 15 pitcher in her class by Extralnnings ... Named to the Class 3A All-State First Team as a sophomore and junior ... Selected to the Class 3A All-Region First team as a sophomore and junior ... Three-time First Team All-District selection ... Earned Academic All-State recognition as a junior and senior and was on the honor roll all four years of high school ... Went 4-0 inside the circle and recorded two saves over 34 innings pitched in her injury-shortened senior campaign ... Compiled a 1.44 ERA with 67 strikeouts to 12 walks ... Part of a Crusader team that captured the 2019 Class 3 state championship ... As a junior compiled a 0.64 ERA in 132 innings with 214 strikeouts ... Played travel ball for the DeMarini Aces ... Struck out 214 with a 1.50 ERA for the Aces in 2019.

GAME-BY-GAME

Date	Opponent	GS	IP	H	R	ER	BB	SO	2B	3B	HR	WP	BK	HBP	IBB	Score	W-L	Sv	ERA	NP
Feb 11	vs Oklahoma State	*	2.2	5	4	3	0	1	2	0	0	1	0	0	0	11-12	0-0	0	7.88	51
Feb 20	at McNeese	*	3.1	1	3	3	3	0	0	0	0	0	0	2	0	4-7	0-0	0	7.00	55
Feb 22	at UT Arlington-1	*	4.1	2	4	3	5	0	2	0	0	1	0	1	0	10-6	1-0	0	6.10	85
Totals			2	10.1	8	11	9	8	4	0	0	2	0	3	0	25-25	1-0	0	6.10	-

Lauren Howell Career Stats

Year	era	w-l	app	qs	cq	sho	sv	ip	h	r	er	bb	so	2b	3b	hr	bf	bavq	wp	hbp	bk	sfa	sha
2021	6.10	1-0	3	2	0	0/0	0	10.1	8	11	9	8	1	4	0	0	48	.222	2	3	0	0	1
TOTAL	6.10	1-0	3	2	0	0/0	0	10.1	8	11	9	8	1	4	0	0	48	.222	2	3	0	0	1



CALLY KILDOW

UTL • R/R • 5-7 • Freshman
Gravette, Ark. • Gravette HS

6

SEASON HIGHS

Category	No.	Opponent (Last)	Date
Hits	-	-	-
Doubles	-	-	-
Triples	-	-	-
Home Runs	-	-	-
Total Bases	-	-	-
RBI	-	-	-
Runs	1	Oklahoma State	2/11/21
Walks	-	-	-
ABs	-	-	-

CAREER HIGHS

Category	No.	Opponent (Last)	Date
Hits	-	-	-
Doubles	-	-	-
Triples	-	-	-
Home Runs	-	-	-
Total Bases	-	-	-
RBI	-	-	-
Runs	1	Oklahoma State	2/11/21
Walks	-	-	-
ABs	-	-	-

BIO CONTINUED

one home run, 32 RBIs and 12 runs scored over 31 games played ... Slashed .443/.473/.660 ... Inside the circle appeared in 31 games and threw 185 innings while commanding a 0.53 ERA ... Went 23-7 and compiled 16 shutouts with three no-hitters and two perfect games ... Struck out 331 hitters while only walking 29 and limited the opposition to a .134 batting average ... Played travel ball for the DeMarini Aces and garnered USA Elite All-American honors in 2014 ... Also played basketball for two seasons at Gravette and averaged 11.0 points per game ... Additionally competed in track and field for Gravette.

Personal

Has two siblings, McCoy and Sydney ... Plans on majoring in business and working in the fashion design industry after graduation.

BIO

Prior to Arkansas

Three-time letter winner at Gravette High School for head coach Taos Jones ... Posted a career ERA of 1.14 and a .448 batting average ... In addition to her pitching duties, played shortstop and third base ... Rated No. 57 in the FloSoftball Hot 100 and No. 121 prospect by Extralnnings ... Ranks inside the top-10 in numerous Arkansas state high school single-season records ... Her 331 strikeouts in 2017 ranks third-most in a single-season in Arkansas state history ... Her 16 shutouts in 2017 rank second all-time in a single-season and her three no-hitters that season is tied for 10th-most ... Her 185 innings pitched in the 2017 season are the fifth most in a single season in state history ... Two-time all-state selection and 2017 MaxPreps All-American ... Was only able to play in one game her senior season due to the COVID-19 pandemic ... As a junior hit .464 (39-for-84) with seven doubles, one triple, 19 runs scored and 24 RBI over 26 games played ... Slashed .464/.473/.571 ... Made 20 pitching appearances, tossed 61 innings of work and went 4-5 with seven saves and 80 strikeouts ... Was not 100% due to an injury suffered the prior year ... Missed entire sophomore season due to a broken which was suffered during a state tournament basketball game ... As a freshman hit .443 (47-for-106) with eight doubles, six triples

GAME-BY-GAME

Date	Opponent	Pos	AB	R	H	RBI	2B	3B	HR	BB	SB	CS	HBP	SAC	SF	GDP	K	PO	A	E	Avg	
Feb 11	vs Oklahoma State	pr	0	1	0	0	0	0	0	0	0	0	0	0	0	0	0	0	0	0	0	.000
Feb 20	at McNeese	pr	0	0	0	0	0	0	0	0	0	0	0	0	0	0	0	0	0	0	0	.000
Feb 22	at UT Arlington-2	pr	0	0	0	0	0	0	0	0	0	0	0	0	0	0	0	0	0	0	0	.000
Totals		Ogs	0	1	0	0	0	0	0	0	0	0	0	0	0	0	0	0	0	0	0	.000

On base pct. .000 • Slugging pct. .000

Cally Kildow Career Stats

Year	avg	gp-gs	ab	r	h	2b	3b	hr	rbi	tb	slg%	bb	hbp	so	gdp	ob%	sf	sh	sb-att	po	a	e	fld%
2021	.000	3-0	0	1	0	0	0	0	0	0	.000	0	0	0	0	.000	0	0	0-0	0	0	0	.000
TOTAL	.000	3-0	0	1	0	0	0	0	0	0	.000	0	0	0	0	.000	0	0	0-0	0	0	0	.000



AUTUMN STORMS

RHP • R/R • 5-10 • Redshirt Senior
Temecula, Calif. • Great Oak HS

9

SEASON HIGHS

Category	No.	Opponent (Last)	Date
Innings	5.1	McNeese	2/20/21
Longest Start	5.1	McNeese	2/20/21
Shortest Start	3.0	McNeese	2/21/21
Longest Relief	-	-	-
Hits	4	McNeese	2/20/21
Runs	4	McNeese	2/20/21
Earned Runs	4	McNeese	2/20/21
Walks	2	McNeese	2/21/21
Strikeouts	4	2x (McNeese)	2/21/21
Pitches	73	McNeese	2/20/21

CAREER HIGHS

Category	No.	Opponent (Last)	Date
Innings	8.1	Alabama	3/12/17
Longest Start	8.1	Alabama	3/12/17
Shortest Start	1.1	Oklahoma	5/20/17
Longest Relief	6.2	Ole Miss	3/9/19
Hits	12	Texas A&M	4/14/17
Runs	7	2x (Alabama)	3/8/20
Earned Runs	6	Nevada	3/1/19
Walks	5	Alabama	3/12/17
Strikeouts	13	Southeast Missouri	2/21/19
Pitches	159	Alabama	3/12/17

BIO CONTINUED

ERA in SEC play than overall... Pitched two complete game wins against No. 18 Kentucky to secure the series (March 29, 31)... All-Tournament Team at the Puerto Vallarta Classic when she recorded a shutout win and a save, allowing 0 earned runs and striking out 18 (Feb. 16).

As a Sophomore (2018)

Struck out a season high nine batters against Central Connecticut (March 3) in a complete game ... Picked up two wins in the series against #20 Mississippi State (March 31, April 1) in a sweep of the Bulldogs, allowing zero runs in 11.1 innings of work

As a Freshman (2017)

Third freshman in program history to record 15 wins; first since 2001...Secured team's return to SEC Tournament with CG win over Georgia (May 5)...Had a season-high eight strikeouts at FAU (Feb. 24).

Personal

Daughter of Brian and Heather Storms... Graduated in Dec. 2020 ... HS teammates with Arkansas catcher Kayla Green.

BIO

Career Accolades

Preseason All-SEC (2020, 2021) ... NFCA Second Team All-American (2019)... NFCA First Team All-South Region (2019)... NFCA Third Team All-South Region (2017)... Second Team All-SEC (2019)... Freshman All-SEC (2017) ... Softball America Preseason Top 100 - No. 31 (2020)

As a Senior (2020)

Led the team in ERA, appearances, games started, complete games and innings pitched... 11 victories were the sixth most in the nation and led the SEC... Finished seventh in the SEC and 30th nationally in ERA (1.16)... Ranked fourth in the SEC in strikeout-to-walk ratio (5.08)... Struck out a season-best nine in only four innings against Marist (Feb. 23)... Allowed one earned run over seven innings versus No. 9 Florida State (Feb. 29)... Threw a complete game shutout in a 1-0 win, the program's first at No. 9 Alabama since 2000 (March 6).

As a Junior (2019)

Led the pitching staff with a 1.63 ERA... Recorded a career-high 13 strikeouts against Southeast Missouri (Feb. 21)...Only SEC pitcher to maintain a sub-2.00 ERA with 80+ innings against conference opponents, and only one of three to have a lower

GAME-BY-GAME

Date	Opponent	GS	IP	H	R	ER	BB	SO	2B	3B	HR	WP	BK	HBP	IBB	Score	W-L	Sv	ERA	NP
Feb 20	at McNeese	*	5.1	4	4	4	1	4	1	0	0	0	0	1	0	6-4	0-0	0	5.25	73
Feb 21	at McNeese	*	3.0	2	0	0	2	4	0	0	0	0	0	1	0	3-1	0-0	0	3.36	71
Totals		2	8.1	6	4	4	3	8	1	0	0	0	0	2	0	9-5	0-0	0	3.36	-

Autumn Storms Career Stats

Year	era	w-l	app	qs	cq	sho	sv	ip	h	r	er	bb	so	2b	3b	hr	bf	bavg	wp	hbp	bk	sfa	sha
2017	2.28	16-15	38	33	13	1/3	2	172.0	174	81	56	35	96	21	2	10	749	.260	4	21	0	7	17
2018	2.67	12-10	37	27	6	3/1	2	152.1	161	74	58	33	113	15	2	10	682	.259	5	18	0	2	7
2019	1.77	20-9	43	32	15	4/1	2	201.2	189	96	51	29	172	28	2	10	880	.228	15	12	0	1	9
2020	1.16	11-3	17	12	5	1/2	0	72.2	62	21	12	12	61	8	0	4	295	.225	3	2	0	2	3
2021	3.36	0-0	2	2	0	0/0	0	8.1	6	4	4	3	8	1	0	0	37	.188	0	2	0	0	0
TOTAL	2.09	59-37	137	106	39	9/7	6	607.0	592	276	181	112	450	73	6	34	2643	.244	27	55	0	12	36



ABBY GORDON

C • R/R • 5-9 • Freshman
 Garden Plain, Kan. • Andale Garden Plain HS

12

SEASON HIGHS

Category	No.	Opponent (Last)	Date
Hits	-	-	-
Doubles	-	-	-
Triples	-	-	-
Home Runs	-	-	-
Total Bases	-	-	-
RBI's	-	-	-
Runs	-	-	-
Walks	-	-	-
ABs	-	-	-

CAREER HIGHS

Category	No.	Opponent (Last)	Date
Hits	-	-	-
Doubles	-	-	-
Triples	-	-	-
Home Runs	-	-	-
Total Bases	-	-	-
RBI's	-	-	-
Runs	-	-	-
Walks	-	-	-
ABs	-	-	-

BIO CONTINUED

BIO

Prior to Arkansas

Played at Andale Garden Plain High School for head coach Chuck Shrader ... Named Kansas 4A First Team All-State and First Team Arkansas Valley Chisholm Trail as a junior ... First team all-league for three seasons ... Reached the state championship game as a sophomore and earned three league and regional championships ... Played travel ball for the Wichita Mustangs and was on a team that finished as the IDT Runner Up and a 16USA Gold Nationals Qualifier ... Also played basketball and volleyball ... Won two state championships and was a Kansas 2A State Player of the Year finalist ... Won one state title in volleyball.


Personal

Daughter of Kevin and Kristen Gordon ... Has one sibling, Dylan.

GAME-BY-GAME

Abby Gordon Career Stats

Year	avq	gp-gs	ab	r	h	2b	3b	hr	rbi	tb	slg%	bb	hbp	so	gdp	ob%	sf	sh	sb-att	po	a	e	fld%
------	-----	-------	----	---	---	----	----	----	-----	----	------	----	-----	----	-----	-----	----	----	--------	----	---	---	------



KAYLA GREEN

C • R/R • 5-9 • Redshirt Junior
Temecula, Calif. • Great Oak HS

13

SEASON HIGHS

Category	No.	Opponent (Last)	Date
Hits	1	2x (McNeese)	2/21/21
Doubles	-	-	-
Triples	-	-	-
Home Runs	1	McNeese	2/20/21
Total Bases	4	McNeese	2/20/21
RBI	1	2x (McNeese)	2/20/21
Runs	2	McNeese	2/20/21
Walks	2	2x (McNeese)	2/20/21
ABs	5	McNeese	2/20/21

CAREER HIGHS

Category	No.	Opponent (Last)	Date
Hits	3	Furman	2/15/20
Doubles	2	Marist	2/23/18
Triples	1	2x (Boston U)	2/22/20
Home Runs	1	12x (Kansas)	3/10/20
Total Bases	5	5x (Boston U)	2/22/20
RBI	4	2x (Northwestern State)	2/28/19
Runs	2	7x (McNeese)	2/21/21
Walks	2	9x (McNeese)	2/20/21
ABs	5	McNeese	2/20/21

BIO CONTINUED

As a Freshman (2018)

Started all 58 games during her freshman campaign... Led the team in doubles (12), hit by pitches (9), had the second-most sac flies (3) and finished third in RBI (26)... Caught 15 runners stealing... Recorded a season high four RBI against Alabama (April 13)... Recorded multiple hits in nine games, including five SEC contests... Recorded an 11 game hitting streak from Feb. 18 through March 2... Ended the season on a five game on base streak.

Personal

Parents are Brian and Nicole Jendro... Biological daughter of Amy and Michael... Has three siblings, Marley, Erika and Joseph... Majoring in Criminal Justice and Sociology... Enjoys hiking, walking her dog and discovering new places... Was adopted at 14... High school teammates with Arkansas pitcher Autumn Storms.

BIO

Career Accolades

SEC Player of the Week (2020).

As a Junior (2020)

Made 22 starts behind the plate... Hit .375, third-best on the team... Posted the team's second-best on base percentage at .478... Named SEC Player of the Week (Feb. 17) for the first time in her career, going 6-for-9 at the plate with a career-high three hits vs. Furman (Feb. 15)... Collected a season-high three RBI vs. UIC (Feb. 15)... Went 1-for-2 with a pair of walks in a win at No. 9 Alabama (March 6)... Slammed walk-off home run on the season's final pitch in 1-0 win over Kansas (March 10).

As a Sophomore (2019)

51 starts behind the plate and four as the designated player... Led the team in walks (24) and had the second-most hit by pitches (11)... Named to All-Tournament Team at the Puerto Vallarta Classic hitting .556 at the plate... Finished the season on a seven-game on base streak.

GAME-BY-GAME

Date	Opponent	Pos	AB	R	H	RBI	2B	3B	HR	BB	SB	CS	HBP	SAC	SF	GDP	K	PO	A	E	Avg
Feb 11	vs Oklahoma State	*c	4	0	0	0	0	0	0	1	0	0	0	0	0	0	1	8	1	0	.000
Feb 20	at McNeese	*c	5	2	1	1	0	0	1	2	0	0	0	0	0	0	0	14	1	1	.111
Feb 20	at McNeese	*c	2	0	0	1	0	0	0	0	0	0	0	0	0	0	0	4	0	0	.091
Feb 21	vs Baylor	*c	2	0	0	0	0	0	0	1	0	1	0	0	0	0	2	7	0	0	.077
Feb 21	at McNeese	*c	3	0	1	0	0	0	0	1	0	0	0	0	0	0	1	7	1	0	.125
Feb 22	at UT Arlington-1	*c	3	0	0	0	0	0	0	0	0	0	0	0	0	0	0	1	0	0	.105
Feb 22	at UT Arlington-2	*c	3	0	0	0	0	0	0	0	0	0	0	0	0	0	1	7	0	0	.091
Totals		7gs	22	2	2	2	0	0	1	7	0	1	0	0	0	0	5	48	3	1	.091

On base pct. .310 • Slugging pct. .227

Kayla Green Career Stats

Year	avg	qp-gs	ab	r	h	2b	3b	hr	rbi	tb	slg%	bb	hbp	so	qdp	ob%	sf	sh	sb-att	po	a	e	fld%
2018	.237	58-58	152	20	36	12	1	6	26	68	.447	14	9	30	1	.331	3	1	0-0	393	32	4	.991
2019	.214	55-55	140	13	30	8	0	5	25	53	.379	24	11	42	4	.367	2	2	1-1	334	20	8	.978
2020	.375	23-22	56	10	21	1	1	1	13	27	.482	10	2	7	0	.478	1	0	0-0	151	9	1	.994
2021	.091	7-7	22	2	2	0	0	1	2	5	.227	7	0	5	0	.310	0	0	0-1	48	3	1	.981
TOTAL	.241	143-142	370	45	89	21	2	13	66	153	.414	55	22	84	5	.366	6	3	1-2	926	64	14	.986



KEELY HUFFINE

UTL • R/R • 5-6 • Redshirt Senior
Harrisburg, Ark. • Harrisburg HS

16

SEASON HIGHS

Category	No.	Opponent (Last)	Date
Hits	1	3x (UTA)	2/22/21
Doubles	-	-	-
Triples	-	-	-
Home Runs	1	3x (UTA)	2/22/21
Total Bases	4	3x (UTA)	2/22/21
RBI's	2	McNeese	2/20/21
Runs	1	4x (UTA)	2/22/21
Walks	1	UTA	2/22/21
ABs	3	2x (McNeese)	2/22/21

CAREER HIGHS

Category	No.	Opponent (Last)	Date
Hits	2	2x (Villanova)	2/29/20
Doubles	1	2x (Villanova)	2/29/20
Triples	1	Villanova	2/28/19
Home Runs	1	6x (UTA)	2/28/21
Total Bases	7	Villanova	2/28/20
RBI's	4	Villanova	2/28/20
Runs	2	LSU	4/29/19
Walks	1	7x (UTA)	2/22/21
ABs	4	Villanova	2/29/20

BIO CONTINUED

double and run scored in an 11-0 victory over Furman (Apr. 14)... Collected a season-best two hits in a 2-for-3 showing with two RBI and two runs scored as part of an 11-1 thrashing of No. 9 LSU (Apr. 19).

As a Sophomore (2018)

Appeared in 37 games primarily as a pinch runner... Scored 16 runs over the course of the season, including five in SEC contests.

As a Freshman (2017)

Appeared in one game during freshman campaign... made debut as a pinch runner against Lamar (March 4).

Personal

Formally Keely Edwards, married Tim Huffine during the summer of 2019... Daughter of Todd and Kim Edwards... Has two siblings Jerrad and Abby... Majoring in Teaching K-12 Physical Education and Health.

BIO

As a Senior (2020)

Played in 21 games and made 20 starts (13 at second base and seven at third base)... Also played shortstop in two games... Slugged .581, which ranked fourth on the team... Led the team laying down four sacrifice bunts... Doubled and scored a run in the season opener against UTEP (Feb. 7)... Hit first career home run, a two-run shot which gave Arkansas the lead, in a 5-1 win against Marist (Feb. 23)... Went 2-for-3 with a triple and a home run, driving in a career-high four runs against Villanova (Feb. 28)... Hit a two-run jack against Kent State later that evening (Feb. 28), homering in back-to-back games for the first time in her career... Compiled a career-best five-game hitting streak from Feb. 28 through March 1 against Villanova, Kent State and No. 9 Florida State.

As a Junior (2019)

Appeared in 43 games and started the final 25 games of the season at shortstop... Earned her first collegiate start against Kentucky (March 29... Tied for the team lead laying down four sacrifice bunts... Drove in a season-high three RBI with a

GAME-BY-GAME

Date	Opponent	*Pos	AB	R	H	RBI	2B	3B	HR	BB	SB	CS	HBP	SAC	SF	GDP	K	PO	A	E	Avg
Feb 20	at McNeese	*of	3	1	1	2	0	0	1	0	0	0	0	1	1	0	0	1	1	0	.333
Feb 20	at McNeese	*of	3	1	1	1	0	0	1	0	0	0	0	0	0	0	0	3	0	0	.333
Feb 21	vs Baylor	*of	1	0	0	0	0	0	0	0	0	0	0	2	0	0	0	3	0	0	.286
Feb 21	at McNeese	*of	2	0	0	0	0	0	0	0	0	0	0	0	0	0	0	0	0	0	.222
Feb 22	at UT Arlington-1	*of	2	1	1	1	0	0	1	1	0	0	0	0	0	0	0	2	0	0	.273
Feb 22	at UT Arlington-2	*of	2	1	0	0	0	0	0	0	0	0	0	1	0	0	1	0	0	0	.231
Totals			6gs	13	4	3	4	0	3	1	0	0	2	3	0	0	2	9	0	0	.231

On base pct. .375 • Slugging pct. .923

Keely Huffine Career Stats

Year	avg	gp-gs	ab	r	h	2b	3b	hr	rbi	tb	slg%	bb	hbp	so	qdp	ob%	sf	sh	sb-att	po	a	e	fld%
2017	.000	1-0	0	0	0	0	0	0	0	0	.000	0	0	0	0	.000	0	0	0-0	0	0	0	.000
2018	.000	37-0	0	16	0	0	0	0	0	0	.000	0	0	0	0	.000	0	0	0-0	0	0	0	.000
2019	.163	49-25	43	17	7	1	0	0	6	8	.186	2	0	18	0	.196	1	4	0-0	28	59	8	.916
2020	.279	21-20	43	8	12	2	1	3	10	25	.581	2	1	13	0	.326	0	4	0-0	24	37	8	.884
2021	.231	6-6	13	4	3	0	0	3	4	12	.923	1	2	2	0	.375	0	3	0-0	9	0	0	1.000
TOTAL	.222	114-51	99	45	22	3	1	6	20	45	.455	5	3	33	0	.278	1	11	0-0	61	96	16	.908



MARLENE FRIEDMAN

INF • R/R • 5-5 • Freshman
 Huntington Beach, Calif. • Mater Dei HS

18

SEASON HIGHS

Category	No.	Opponent (Last)	Date
Hits	-	-	-
Doubles	-	-	-
Triples	-	-	-
Home Runs	-	-	-
Total Bases	-	-	-
RBI	-	-	-
Runs	-	-	-
Walks	-	-	-
ABs	-	-	-

CAREER HIGHS

Category	No.	Opponent (Last)	Date
Hits	-	-	-
Doubles	-	-	-
Triples	-	-	-
Home Runs	-	-	-
Total Bases	-	-	-
RBI	-	-	-
Runs	-	-	-
Walks	-	-	-
ABs	-	-	-

BIO CONTINUED

BIO

Prior to Arkansas

Played at Mater Dei High School for head coaches Sean Brashear and Jessica Foley Won back-to-back Trinity League championships in 2018 and 2019 ... Selected to the 2020 Orange County All-Star Game ... Mater Dei was tabbed the No. 10 team in the state prior to the COVID shortened 2020 season ... As a freshman hit .333 (17-for-51) with one homer, nine RBI and five runs scored ... Named to the 2020 PGH All-American Watch List ... Played travel ball for Explosion Denio and Firecrackers Brashear.

Personal

Has two siblings, Donna and Meredith ... Sister Donna currently plays softball at Virginia ... Is a third-generation Razorback.

GAME-BY-GAME

Date	Opponent	Pos	AB	R	H	RBI	2B	3B	HR	BB	SB	CS	HBP	SAC	SF	GDP	K	PO	A	E	Avg	
Feb 11	vs Oklahoma State	pr	0	0	0	0	0	0	0	0	0	0	0	0	0	0	0	0	0	0	0	.000
Totals			0gs	0	0	0	0	0	0	0	0	0	0	0	0	0	0	0	0	0	0	.000

On base pct. .000 • Slugging pct. .000

Marlene Friedman Career Stats

Year	avq	qp-gs	ab	r	h	2b	3b	hr	rbi	tb	slq%	bb	hbp	so	gdp	ob%	sf	sh	sb-att	po	a	e	fld%
2021	.000	1-0	0	0	0	0	0	0	0	0	.000	0	0	0	0	.000	0	0	0-0	0	0	0	.000
TOTAL	.000	1-0	0	0	0	0	0	0	0	0	.000	0	0	0	0	.000	0	0	0-0	0	0	0	.000



HANNAH GAMMILL

UTL • L/L • 5-8 • Freshman
Beebe, Ark. • Beebe HS

20

SEASON HIGHS

Category	No.	Opponent (Last)	Date
Hits	2	McNeese	2/21/21
Doubles	-	-	-
Triples	-	-	-
Home Runs	1	3x (UTA)	2/22/21
Total Bases	5	McNeese	2/21/21
RBI's	3	UTA	2/22/21
Runs	1	4x (McNeese)	2/22/21
Walks	1	2x (UTA)	2/22/21
ABs	6	McNeese	2/20/21

CAREER HIGHS

Category	No.	Opponent (Last)	Date
Hits	2	McNeese	2/21/21
Doubles	-	-	-
Triples	-	-	-
Home Runs	1	3x (UTA)	2/22/21
Total Bases	5	McNeese	2/21/21
RBI's	3	UTA	2/22/21
Runs	1	4x (McNeese)	2/22/21
Walks	1	2x (UTA)	2/22/21
ABs	6	McNeese	2/20/21

BIO CONTINUED

volleyball at Beebe and was an all-conference selection.

Personal

Daughter of Monty and Becky Gammill ... Has two siblings, David and Danielle ... Plans on majoring in nursing and wants to become a nurse anesthetist ... Enjoys going to church, hammocking, running, swimming and shopping ... Lists her eye being two different colors as something most people don't know about her.

BIO

As a Junior (2020)

Played four seasons at Beebe High School for head coach Eric Chambers ... Rated the No. 51 player in the 2020 class in the final edition of the FloSoftball Hot 100 ... Tabbed No. 62 player in the final 2020 Extra Elite 100 ... Three-time Class 5A All-State Selection and three-time all-conference selection ... Tabbed to the All-State Tournament Team in 2017 ... Named to the 2020 PGF High School All-American Watchlist ... Slashed .486/.632/1.021 in 55 career games over four seasons at Beebe and collected 68 career hits, 76 RBI, 14 doubles, two triples, 19 homers and 85 runs scored ... Played in five games as a senior due to the COVID-19 shortened 2020 season and hit .583 (7-for-12) with 13 runs scored, two doubles, one triple, one home run and 12 RBI ... Named the Downtown Tip Off Club Player of the Week ... Member of a Beebe squad that finished the season with a 5-0 record and outscored its opponents, 58-11 ... As a junior in 2019, hit .500 (29-for-57) with six doubles, nine home runs, 37 RBI and 32 runs scored and slashed .500/.652/1.068 ... Part of a Badgers team that finished 20-7 and reached the state tournament quarterfinals and claimed a Central Conference Championship ... Hit .439 (25-for-57) as a sophomore in 2018 with four doubles, one triple, seven homers, 23 RBI and 34 runs scored ... Played in five games as a freshman in 2017 and hit .538 (7-for-13) with two doubles, two home runs, four RBI and six runs scored ... Also played

GAME-BY-GAME

Date	Opponent	Pos	AB	R	H	RBI	2B	3B	HR	BB	SB	CS	HBP	SAC	SF	GDP	K	PO	A	E	Avg
Feb 20	at McNeese	*3b	6	0	1	0	0	0	0	0	0	0	0	0	0	0	0	2	1	0	.167
Feb 20	at McNeese	*3b	2	1	1	1	0	0	1	1	0	0	0	0	0	0	0	1	1	1	.250
Feb 21	vs Baylor	*3b	2	1	1	0	0	0	0	0	0	0	1	0	0	0	0	2	0	0	.300
Feb 21	at McNeese	*3b	3	1	2	1	0	0	1	0	0	0	0	0	0	0	0	3	2	0	.385
Feb 22	at UT Arlington-1	*3b	3	1	1	3	0	0	1	1	0	0	0	0	0	0	0	1	4	0	.375
Feb 22	at UT Arlington-2	*3b	3	0	0	0	0	0	0	0	0	0	0	0	0	0	0	1	0	0	.316
Totals		6gs	19	4	6	5	0	0	3	2	0	0	1	0	0	0	0	10	8	1	.316

On base pct. .409 • Slugging pct. .789

Hannah Gammill Career Stats

Year	avq	qp-gs	ab	r	h	2b	3b	hr	rbi	tb	slq%	bb	hbp	so	gdp	ob%	sf	sh	sb-att	po	a	e	fld%
2021	.316	6-6	19	4	6	0	0	3	5	15	.789	2	1	0	0	.409	0	0	0-0	10	8	1	.947
TOTAL	.316	6-6	19	4	6	0	0	3	5	15	.789	2	1	0	0	.409	0	0	0-0	10	8	1	.947



LAUREN GRAVES

UTL • R/R • 5-8 • Redshirt Senior
White Hall, Ark. • Maryland (White Hall HS)

21

SEASON HIGHS

Category	No.	Opponent (Last)	Date
Innings	-	-	-
Longest Start	-	-	-
Shortest Start	-	-	-
Longest Relief	-	-	-
Hits	-	-	-
Runs	-	-	-
Earned Runs	-	-	-
Walks	-	-	-
Strikeouts	-	-	-
Pitches	-	-	-

CAREER HIGHS

Category	No.	Opponent (Last)	Date
Innings	3.1*	Northwestern	4/8/17
Longest Start	2.0*	Dartmouth	2/26/17
Shortest Start	0.1*	Binghamton	3/19/17
Longest Relief	3.1*	Northwestern	4/8/17
Hits	9	Kentucky	3/30/19
Runs	10	Kentucky	3/30/19
Earned Runs	7	Kentucky	3/30/19
Walks	4*	3x (Tennessee)	3/17/18
Strikeouts	4	Arkansas Pine Bluff	4/16/19
Pitches	56	Kentucky	3/30/19

*At Maryland

BIO CONTINUED

Against Northwestern during her freshman year, she turned in a career-best outing with 3.1 innings of work with three strikeouts...

Prior to College

Prepped at White Hall High School... In 2014, she helped lead the Bulldogs to the 5A state title... Was a three-time all-state selection... Earned four all-conference honors... Was a state all-star pick as a junior and a senior and was named to the 2014 Southeast Arkansas All-First Team as a pitcher.

Personal

Daughter of Gregg and Jennifer Graves... Has a sister, Amanda... Majoring in Communication.

BIO

Career Accolades

Academic All-Big Ten (2018, *at Maryland)

As a Senior (2020)

Did not see time inside the circle... Was used four times as a pinch hitter (0-for-4).

As a Junior (2019)

Made six appearances inside the circle, three of two innings or more for 10.1 total innings ... Struck out nine batters, including a season-high four against UAPB (April 16).

At Maryland (2017-18)

Played two seasons Maryland before playing at Arkansas ... Made 27 appearances, including seven starts, for the Terrapins...

GAME-BY-GAME

Lauren Graves Career Stats - Arkansas Only

Year	era	w-l	app	qs	cq	sho	sv	ip	h	r	er	bb	so	2b	3b	hr	bf	bavg	wp	hbp	bk	sfa	sha
2019	8.81	0-0	6	0	0	0/1	0	10.1	20	20	13	12	9	1	0	2	64	.400	6	0	0	1	1
TOTAL	8.81	0-0	6	0	0	0/1	0	10.1	20	20	13	12	9	1	0	2	64	.400	6	0	0	1	1



LINNIE MALKIN

OF • R/R • 5-11 • Redshirt Junior
Broomfield, Colo. • Broomfield HS

22

SEASON HIGHS

Category	No.	Opponent (Last)	Date
Hits	3	McNeese	2/20/21
Doubles	-	-	-
Triples	-	-	-
Home Runs	2	McNeese	2/20/21
Total Bases	9	McNeese	2/20/21
RBI's	-	-	-
Runs	3	McNeese	2/20/21
Walks	4	Oklahoma State	2/11/21
ABs	7	McNeese	2/20/21

CAREER HIGHS

Category	No.	Opponent (Last)	Date
Hits	3	3x (McNeese)	2/20/21
Doubles	1	9x (Villanova)	2/29/20
Triples	-	-	-
Home Runs	2	2x (McNeese)	2/20/21
Total Bases	9	McNeese	2/20/21
RBI's	4	2x (Villanova)	2/28/20
Runs	3	2x (McNeese)	2/20/21
Walks	4	Oklahoma State	2/21/21
ABs	7	McNeese	2/20/21

BIO CONTINUED

As a Freshman (2018)

Played in 23 games and made 14 starts... In her collegiate debut hit two home runs, drove in three runs and scored twice against Grand Canyon (Feb. 17)... Had multiple hits in three games.

Prior to Arkansas

Guided Broomfield HS to a state runner-up finish her senior year and registered a .603 batting average with 11 home runs, 35 RBIs and a 1.365 slugging percentage... Named the Colorado State Gatorade Player of the Year and 2016 5A Player of the Year.

Personal

Daughter of John and Angela Malkin... and has a brother, Matthew... Majoring in Sports Management.

BIO

As a Junior (2020)

Made 23 starts in right field and two as the designated player... Led the team in home runs and RBI... Tied for the 11th most RBI in the SEC... Tied for the team lead with eight multiple RBI games... Collected two three hit games at New Mexico State (Feb. 8) and against Bradley (Feb. 9)... Hit a grand slam against Villanova (Feb. 28)... Totaled two four RBI games against South Dakota State (Feb. 21) and Villanova (Feb. 28)... Scored a career-high three runs against Villanova (Feb. 29).

As a Sophomore (2019)

Played in 36 games and made five starts, three as the designated player and two at third base... Lone long ball came in game-winning fashion against LSU (April 18) as she helped propel the Razorbacks to an 8-5 win... Had three doubles on the year against Northern Colorado (Feb. 15), Wichita State (April 10), and Furman (April 14)... Contributed nine RBIs on 12 hits, while scoring two runs.


GAME-BY-GAME

Date	Opponent	Pos	AB	R	H	RBI	2B	3B	HR	BB	SB	CS	HBP	SAC	SF	GDP	K	PO	A	E	Avg
Feb 11	vs Oklahoma State	*dh	1	1	0	0	0	0	0	4	0	0	0	0	0	0	1	0	0	0	.000
Feb 20	at McNeese	*dh	7	3	3	3	0	0	2	0	0	0	0	0	0	0	1	0	0	0	.375
Feb 20	at McNeese	*dh	4	0	0	0	0	0	0	0	0	0	0	0	0	0	1	0	0	0	.250
Feb 21	vs Baylor	*dh	3	0	1	2	0	0	0	0	0	0	0	0	0	0	2	0	0	0	.267
Feb 21	at McNeese	*dh	3	1	1	2	0	0	1	0	0	0	0	0	0	0	1	0	0	0	.278
Feb 22	at UT Arlington-1	*dh	4	1	1	3	0	0	1	0	0	0	0	0	0	0	1	0	0	0	.273
Feb 22	at UT Arlington-2	*dh	3	0	0	0	0	0	0	1	0	0	0	0	0	0	0	0	0	0	.240
Totals			7gs	25	6	6	10	0	0	4	5	0	0	0	0	0	7	0	0	0	.240

On base pct. .367 • Slugging pct. .720

Linnie Malkin Career Stats

Year	avg	gp-gs	ab	r	h	2b	3b	hr	rbi	tb	slg%	bb	hbp	so	qdp	ob%	sf	sh	sb-att	po	a	e	fld%
2018	.279	23-14	43	8	12	2	0	3	8	23	.535	10	0	12	0	.415	0	0	0-0	3	0	0	1.000
2019	.293	36-5	41	2	12	3	0	1	9	18	.439	6	1	14	1	.396	0	0	0-0	0	1	1	.500
2020	.247	25-25	73	13	18	4	0	6	24	40	.548	7	4	17	2	.345	0	0	0-0	7	2	1	.900
2021	.240	7-7	25	6	6	0	0	4	10	18	.720	5	0	7	0	.367	0	0	0-0	0	0	0	.000
TOTAL	.264	91-51	182	29	48	9	0	14	51	99	.544	28	5	50	3	.377	0	0	0-0	10	3	2	.867



HANNAH MCEWEN

OF • L/R • 5-7 • Redshirt Junior
San Diego, Calif. • Patrick Henry HS

23

SEASON HIGHS

Category	No.	Opponent (Last)	Date
Hits	2	4x (UTA)	2/22/21
Doubles	1	2x (McNeese)	2/21/21
Triples	-	-	-
Home Runs	1	UTA	2/22/21
Total Bases	5	UTA	2/22/21
RBI's	2	Baylor	2/21/21
Runs	2	Oklahoma State	2/11/21
Walks	4	McNeese	2/20/21
ABs	3	4x (UTA)	2/22/21

CAREER HIGHS

Category	No.	Opponent (Last)	Date
Hits	4	4x (LSU)	4/19/19
Doubles	2	3x (Boston U)	3/2/19
Triples	1	3x (IUPUI)	2/24/19
Home Runs	2	Saint Louis	3/10/18
Total Bases	9	Saint Louis	3/10/18
RBI's	5	Marist	2/23/18
Runs	3	6x (Boston U)	2/20/20
Walks	4	McNeese	2/20/21
ABs	6	Furman	4/13/19

BIO CONTINUED

As a Sophomore (2019)

SEC regular season hits leader (73)... Reached base safely in 31 of 36 games against Top 75 RPI competition... Team leading .429 batting average in SEC play, third-best among SEC players... Had the longest hitting streak on the team (14 games)... First Razorback to finish regular season batting .400 or better (.402 on May 6).

As a Freshman (2018)

One of three players to start all 59 games of the season... Led the team in batting average (.339), slugging percentage (.582), on base percentage (.411), runs scored (45), hits (64), RBI (57), home runs (12), total bases (110) and walks (22)... 57 RBI were the most by a Razorback in a single season... Posted 5 RBI's against Marist (Feb. 23) in a 15-3 win... 18 games with multiple hits... Hit .333 in NCAA play at the NCAA Fayetteville Regional and the NCAA Norman Super Regional... Had three or more RBI in six games.

Prior to Arkansas

Won CIF Western League MVP honors... Registered a career-high .521 batting average and helped lead Patrick Henry High School to its second-consecutive CIF Division I runner-up finish... Finished her high school career with a .463 batting average, 187 hits, 64 extra-base hits and 156 runs scored.

BIO

Career Accolades

NFCA Second Team All-South Region (2019) ... First Team All-SEC (2019) ... Preseason All-SEC (2020, 2021) ... Softball America ... Preseason Top 100 - No. 69 (2020) ... D1softball Preseason Second Team All-American (2020) ... Softball America Short-Season All-America Third Team (2020)

As a Junior (2020)

Led the team and finished seventh in the SEC in batting average (.418)... Ranked third in the SEC and 15th nationally in on base percentage (.565) ... Led the team in doubles, runs scored and walks... Drew 0.76 walks per game, which ranked third in the SEC... Eight multi-hit games... Began season on a five-game hitting streak... Struck out six times in 67 at bats... Registered a season-high three hits and three runs scored against Boston U (Feb. 22)... Hit a three-run home run against Kent State (March 1).


GAME-BY-GAME

Date	Opponent	Pos	AB	R	H	RBI	2B	3B	HR	BB	SB	CS	HBP	SAC	SF	GDP	K	PO	A	E	Avg
Feb 11	vs Oklahoma State	*of	2	2	1	0	0	0	0	3	0	0	0	0	0	0	0	3	0	1	.500
Feb 20	at McNeese	*of	3	0	0	0	0	0	4	0	0	0	0	0	0	0	0	3	0	0	.200
Feb 20	at McNeese	*of	3	1	2	0	0	0	1	0	0	0	0	0	0	0	0	1	0	0	.375
Feb 21	vs Baylor	*of	3	1	1	2	1	0	0	1	0	0	0	0	0	0	0	1	0	0	.364
Feb 21	at McNeese	*of	2	0	2	0	1	0	2	0	0	0	0	0	0	0	0	1	0	0	.462
Feb 22	at UT Arlington-1	*of	3	2	2	0	0	0	1	0	0	0	0	0	0	0	0	1	0	0	.500
Feb 22	at UT Arlington-2	*of	3	2	2	1	0	0	1	0	0	1	0	0	0	0	0	4	0	0	.526
Totals		7gs	19	8	10	3	2	0	1	12	0	0	1	0	0	0	0	14	0	1	.526

On base pct. .719 • Slugging pct. .789

Hannah McEwen Career Stats

Year	avg	gp-gs	ab	r	h	2b	3b	hr	rbi	tb	slg%	bb	hbp	so	gdp	ob%	sf	sh	sb-att	po	a	e	fld%
2018	.339	59-59	189	45	64	8	1	12	57	110	.582	22	4	13	0	.411	4	0	0-0	44	1	3	.938
2019	.386	58-58	189	43	73	12	1	2	26	93	.492	18	7	12	0	.452	3	0	0-0	54	2	6	.903
2020	.418	25-25	67	27	28	6	0	2	12	40	.597	19	5	6	0	.565	1	0	3-3	24	0	0	1.000
2021	.526	7-7	19	8	10	2	0	1	3	15	.789	12	1	0	0	.719	0	0	0-0	14	0	1	.933
TOTAL	.377	149-149	464	123	175	28	2	17	98	258	.556	71	17	31	0	.470	8	0	3-3	136	3	10	.933



NICOLE DUNCAN

INF/C • R/R • 5-7 • Redshirt Junior
 Centralia, Mo. • Centralia HS

24

SEASON HIGHS

Category	No.	Opponent (Last)	Date
Hits	1	McNeese	2/20/21
Doubles	-	-	-
Triples	-	-	-
Home Runs	-	-	-
Total Bases	1	McNeese	2/20/21
RBIs	-	-	-
Runs	-	-	-
Walks	1	McNeese	2/20/21
ABs	6	McNeese	2/20/21

CAREER HIGHS

Category	No.	Opponent (Last)	Date
Hits	2	2x (Southeast Missouri)	2/22/19
Doubles	1	3x (South Carolina)	3/15/19
Triples	-	-	-
Home Runs	2	Grand Canyon	2/17/18
Total Bases	8	Grand Canyon	2/17/18
RBIs	4	2x (Villanova)	2/28/20
Runs	3	Villanova	2/28/20
Walks	2	2x (Northwestern State)	2/28/19
ABs	6	McNeese	2/20/21

BIO CONTINUED

Personal

Hit .337 with seven home runs and 29 RBIs for Centralia High School and was named to the Class 2A All-State First Team... Earned all-conference and all-district accolades... Earned a place on the Premier Girls Fastpitch (PGF) All-Central Region Team... Threw out 14 of 16 attempting base stealers... Bookended her prep career with state titles in 2013 and 2016... Academic all-state honoree... Also a four-year varsity member of the Centralia basketball team... Played travel ball for the DeMarini Aces. Colorado State Gatorade Player of the Year and 2016 5A Player of the Year.

Personal

Daughter of Delwyn and Mary Duncan... Has two siblings, Amber and Devan... Majoring in Food, Nutrition and Health.

BIO

As a Junior (2020)

Appeared in four games as a pinch hitter and pinch runner... Scored two runs.

As a Sophomore (2019)

Appeared in 55 of 58 games and made 52 starts... Transitioned from catcher to second base and made her debut at the position against Northern Colorado (Feb. 15)... Started 26 games at second before moving to third where she started for the remainder of the season... Batted .165 on the season, registering 18 hits in 109 at bats... Scored 22 runs and collected 14 RBIs... Recorded 71 putouts and 86 assists (second on the team in both categories)... Was hit by a pitch 17 times, a single-season high by any Razorback.

As a Freshman (2018)

Made six appearances as either a catcher or pinch hitter... scored one run and registered one putout behind the plate.

GAME-BY-GAME

Date	Opponent	Pos	AB	R	H	RBI	2B	3B	HR	BB	SB	CS	HBP	SAC	SF	GDP	K	PO	A	E	Avg
Feb 20	at McNeese	*2b	6	0	1	0	0	0	0	1	0	0	0	0	0	0	0	7	3	0	.167
Feb 20	at McNeese	*2b	3	0	0	0	0	0	0	0	0	0	0	0	0	0	0	2	2	1	.111
Totals		2gs	9	0	1	0	0	0	0	1	0	0	0	0	0	0	0	9	5	1	.111

On base pct. .200 • Slugging pct. .111

Nicole Duncan Career Stats

Year	avg	gp-gs	ab	r	h	2b	3b	hr	rbi	tb	slq%	bb	hbp	so	gdp	ob%	sf	sh	sb-att	po	a	e	fld%
2018	.000	6-0	1	1	0	0	0	0	0	0	.000	0	0	0	0	.000	0	0	0-0	1	0	0	1.000
2019	.165	55-52	109	22	18	3	0	3	14	30	.275	19	17	44	2	.370	1	3	0-0	71	86	13	.924
2020	.000	4-0	0	2	0	0	0	0	0	0	.000	0	0	0	0	.000	0	0	0-0	0	0	0	.000
2021	.111	2-2	9	0	1	0	0	0	0	1	.111	1	0	0	0	.200	0	0	0-0	9	5	1	.933
TOTAL	.160	67-54	119	25	19	3	0	3	14	31	.261	20	17	44	2	.357	1	3	0-0	81	91	14	.925



BRAXTON BURNSIDE

INF • R/R • 5-6 • Redshirt Senior
Paragould, Ark. • Paragould HS (Missouri)

25

SEASON HIGHS

Category	No.	Opponent (Last)	Date
Hits	3	McNeese	2/20/21
Doubles	1	UTA	2/22/21
Triples	-	-	-
Home Runs	2	Oklahoma State	2/11/21
Total Bases	8	Oklahoma State	2/11/21
RBI's	4	Oklahoma State	2/11/21
Runs	2	2x (UTA)	2/22/21
Walks	1	UTA	2/22/21
ABs	6	McNeese	2/20/21

CAREER HIGHS

Category	No.	Opponent (Last)	Date
Hits	4	2x (Furman)	2/15/20
Doubles	2*	Boston U	5/19/18
Triples	1*	2x (USF)	2/16/18
Home Runs	2	3x (Oklahoma State)	2/11/21
Total Bases	11*	North Dakota State	3/18/17
RBI's	10*	North Dakota State	3/18/17
Runs	3*	2x (Southeast Missouri State)	4/18/17
Walks	2	3x (Boston U)	2/22/20
ABs	6	McNeese	2/20/21

*At Missouri

BIO CONTINUED

hitting streak... In her first game in an Arkansas jersey, tallied two RBI against UTEP (Feb. 7)... Hit first Razorback home run and notched season-high three RBI against Nebraska (Feb. 9)... Collected three straight two hit games against Villanova (March 28), Kent State (March 28) and No. 9 Florida State (March 29)... Went 2-for-4 with a pair of singles in a win at No. 9 Alabama (March 6).

As a Transfer (2019)

Did not play due to transfer regulations.

At Missouri (2017, 2018)

Registered 99 hits with 48 runs scored, 15 home runs, 80 RBI's and 20 doubles in her two seasons with the Tigers... Collected NFCA and USA Softball National Player of the Week (March 18, 2017) honors following a week with three home runs... During that week posted 10 RBI in a single game against North Dakota State on two grand slams and a triple... Became on the third player in SEC history to notch 10 RBI in a game...

Prior to Arkansas

Hit 44 home runs at Paragould HS, most all-time in Arkansas high school softball history... Amassed 185 RBI with the Rams and carried a .551 batting average through her junior season... Three-time all-state performer.

BIO

Career Accolades

Preseason All-SEC (2021) ... NFCA Freshman of the Year Finalist (2017, *at Missouri) ... SEC All-Freshman Team (2017, *at Missouri) ... NFCA National Player of the Week (2017, *at Missouri) ... USA Softball National Player of the Week (2017, *at Missouri) ... SEC Freshman of the Week (2017, *at Missouri) ... CoSIDA Academic All-District First Team (2020) ... SEC First-Year Academic Honor Roll (2019) ... Easton/NFCA Scholar-Athlete (2017, 2019)

As a Redshirt Senior (2021)

Two-homer against Oklahoma State (Feb. 11) first multi-homer game by a Razorback since Ashley Diaz in 2019 against UTA.

As a Redshirt Junior (2020)

Started all 25 games at shortstop... Led the team in hits and ranked 12th in the SEC... Slugged a team-best .620... Registered a .960 fielding percentage and was ninth in the SEC with 43 assists... Led the team with 11 multi-hit games and went on a season-best nine game

GAME-BY-GAME

Date	Opponent	Pos	AB	R	H	RBI	2B	3B	HR	BB	SB	CS	HBP	SAC	SF	GDP	K	PO	A	E	Avg	
Feb 11	vs Oklahoma State	*ss	5	2	2	4	0	0	2	0	0	0	0	0	0	0	1	1	2	1	1	.400
Feb 20	at McNeese	*ss	6	0	1	0	0	0	0	0	0	0	0	0	0	0	1	1	4	4	0	.273
Feb 20	at McNeese	*ss	4	1	3	0	0	0	0	0	0	0	0	0	0	0	0	0	1	4	0	.400
Feb 21	vs Baylor	*ss	2	1	0	0	0	0	0	0	0	0	0	2	0	0	0	1	4	1	0	.353
Feb 21	at McNeese	*ss	4	0	0	0	0	0	0	0	0	0	0	0	0	0	0	0	1	1	0	.286
Feb 22	at UT Arlington-1	*ss	3	2	1	0	0	0	0	1	0	0	0	0	0	0	0	0	2	4	1	.292
Feb 22	at UT Arlington-2	*ss	4	0	1	0	1	0	0	0	0	0	0	0	0	0	0	1	1	1	0	.286
Totals		7gs	28	6	8	4	1	0	2	1	0	0	3	0	0	2	3	15	16	2	.286	

On base pct. .375 • Slugging pct. .536

Braxton Burnside Career Stats - Arkansas Only

Year	avg	qp-gs	ab	r	h	2b	3b	hr	rbi	tb	slg%	bb	hbp	so	qdp	ob%	sf	sh	sb-att	po	a	e	fld%
2020	.392	25-25	79	16	31	3	0	5	20	49	.620	7	5	9	0	.467	1	1	0-0	29	43	3	.960
2021	.286	7-7	28	6	8	1	0	2	4	15	.536	1	3	3	2	.375	0	0	0-0	15	16	2	.939
TOTAL	.364	32-32	107	22	39	4	0	7	24	64	.598	8	8	12	2	.444	1	1	0-0	44	59	5	.954



RYLIN HEDGECKOCK

UTL • R/R • 5-9 • Redshirt Freshman
Valdosta, Ga. • Lowndes HS

28

SEASON HIGHS

Category	No.	Opponent (Last)	Date
Hits	-	-	-
Doubles	-	-	-
Triples	-	-	-
Home Runs	-	-	-
Total Bases	-	-	-
RBI's	-	-	-
Runs	-	-	-
Walks	-	-	-
ABs	1	Oklahoma State	2/11/21

CAREER HIGHS

Category	No.	Opponent (Last)	Date
Hits	1	3x (Nebraska)	2/9/20
Doubles	-	-	-
Triples	-	-	-
Home Runs	1	UTEP	2/7/20
Total Bases	4	UTEP	2/7/20
RBI's	3	UTEP	2/7/20
Runs	1	UTEP	2/7/20
Walks	1	4x (Alabama)	3/6/20
ABs	1	14x (Oklahoma State)	2/21/21

BIO CONTINUED

BIO

As a Freshman (2020)

Appeared in 18 total games, three pitching appearances... Team's primary pinch hitter... Hit a three run home run in first collegiate at bat to walk-off a 10-0 run-rule win over UTEP in the season opener (Feb. 7)... Notched a pinch hit RBI single against Bradley (Feb. 8)... Made collegiate debut inside the circle and struck out the side against Nebraska (Feb. 9)... Threw 0.2 innings and did not allow an earned run at No. 9 Alabama (March 7)

Prior to Arkansas

Posted a 1.10 ERA in her last two seasons... Holds the Lowndes HS record with 500 career strikeouts ... Led Lowndes to two Region Championships, including a fifth-place finish in the state tournament during sophomore campaign ... At the plate posted 11 or more home runs in a season three times, including a career-high 13 home runs and 49 RBIs her sophomore year... Hit over .400 each season of high school, including a .549 mark as a senior, with 12 homers and 43 RBIs... Played travel ball for Gainesville Gold.

Personal

Daughter of Russ Hedgecock and Heather Shoup... Has five siblings: Tori, Bryson, Hunter, Ashley and Savannah... Majoring in Exercise Science.


GAME-BY-GAME

Date	Opponent	Pos	AB	R	H	RBI	2B	3B	HR	BB	SB	CS	HBP	SAC	SF	GDP	K	PO	A	E	Avg	
Feb 11	vs Oklahoma State	ph	1	0	0	0	0	0	0	0	0	0	0	0	0	0	1	0	0	0	.000	
Feb 20	at McNeese	ph	1	0	0	0	0	0	0	0	0	0	0	0	0	0	1	0	0	0	.000	
Feb 20	at McNeese	ph	1	0	0	0	0	0	0	0	0	0	0	0	0	0	1	0	0	0	.000	
Totals			0gs	3	0	0	0	0	0	0	0	0	0	0	0	0	1	2	0	0	0	.000

On base pct. .000 • Slugging pct. .000

Rylin Hedgecock Career Stats

Year	avq	gp-gs	ab	r	h	2b	3b	hr	rbi	tb	slq%	bb	hbp	so	gdp	ob%	sf	sh	sb-att	po	a	e	fld%
2020	.214	18-0	14	1	3	0	0	1	4	6	.429	4	1	4	0	.421	0	0	0-0	0	0	0	.000
2021	.000	3-0	3	0	0	0	0	0	0	0	.000	0	0	2	1	.000	0	0	0-0	0	0	0	.000
TOTAL	.176	21-0	17	1	3	0	0	1	4	6	.353	4	1	6	1	.364	0	0	0-0	0	0	0	.000



ALLIE LIGHT

UTL • R/R • 5-10 • Freshman
Lexington, S.C. • Lexington HS

31

SEASON HIGHS

Category	No.	Opponent (Last)	Date
Innings	2.2	UTA	2/22/21
Longest Start	-	-	-
Shortest Start	-	-	-
Longest Relief	2.2	UTA	2/22/21
Hits	5	2x (UTA)	2/22/21
Runs	3	McNeese	2/20/21
Earned Runs	2	McNeese	2/20/21
Walks	1	2x (McNeese)	2/21/21
Strikeouts	2	McNeese	2/20/21
Pitches	54	McNeese	2/20/21

CAREER HIGHS

Category	No.	Opponent (Last)	Date
Innings	2.2	UTA	2/22/21
Longest Start	-	-	-
Shortest Start	-	-	-
Longest Relief	2.2	UTA	2/22/21
Hits	5	2x (UTA)	2/22/21
Runs	3	McNeese	2/20/21
Earned Runs	2	McNeese	2/20/21
Walks	1	2x (McNeese)	2/21/21
Strikeouts	2	McNeese	2/20/21
Pitches	54	McNeese	2/20/21

BIO CONTINUED

BIO

Prior to Arkansas

Played at Lexington High School for head coaches Russell Spires and Laurie Epps ... Recorded a career ERA of 1.90 ... Captured a South Carolina 5A State Championship as a junior... As a senior threw 63.2 innings and compiled a 2.86 ERA with 73 strikeouts to 13 walks ... In junior season totaled 59 innings and a 1.07 ERA with a career-best 101 strikeouts to only two walks ... Pitched 38 innings as a sophomore with a 1.29 ERA allowing one walk to 22 strikeouts ... Freshman year pitched 20 innings with a 2.45 ERA ... Also hit .275 in her career with 26 RBI and four homers ... Played travel ball for the Carolina Elite and earned third in the Junior Olympic Cup as a junior.

Personal


Daughter of Sam and Tanya Light ... Has one sibling, Chandler ... Originally from Little Rock, Ark ... Majoring in international business and after graduation wishes to pursue a career that helps empower other females ... Has volunteered with the Samaritan's Women Home, Lakeside Senior Living, Relay for Live and Special Olympics.

GAME-BY-GAME

Date	Opponent	GS	IP	H	R	ER	BB	SO	2B	3B	HR	WP	BK	HBP	IBB	Score	W-L	Sv	ERA	NP
Feb 20	at McNeese		2.1	5	3	2	1	2	1	0	0	0	0	0	0	4-7	0-0	0	6.00	54
Feb 21	at McNeese		0.0	1	0	0	1	0	0	0	0	0	0	0	0	3-1	0-0	0	6.00	7
Feb 22	at UT Arlington-1		2.2	5	2	1	0	1	0	0	1	0	0	0	0	10-6	0-0	0	4.20	29
Totals		0	5.0	11	5	3	2	3	1	0	1	0	0	0	0	17-14	0-0	0	4.20	-

Allie Light Career Stats

Year	era	w-l	app	qs	cq	sho	sv	ip	h	r	er	bb	so	2b	3b	hr	bf	bavg	wp	hbp	bk	sfa	sha
2021	4.20	0-0	3	0	0	0/0	0	5.0	11	5	3	2	3	1	0	1	30	.407	0	0	0	0	1
TOTAL	4.20	0-0	3	0	0	0/0	0	5.0	11	5	3	2	3	1	0	1	30	.407	0	0	0	0	1



DANIELLE GIBSON

INF • L/R • 6-0 • Redshirt Junior
Murrieta, Calif. • Murrieta Valley HS (Arizona State)

41

SEASON HIGHS

Category	No.	Opponent (Last)	Date
Hits	3	2x (UTA)	2/22/21
Doubles	2	Oklahoma State	2/11/21
Triples	-	-	-
Home Runs	1	Baylor	2/21/21
Total Bases	6	Baylor	2/21/21
RBI's	3	Baylor	2/21/21
Runs	2	2x (UTA)	2/22/21
Walks	1	3x (UTA)	2/22/21
ABs	6	McNeese	2/20/21

CAREER HIGHS

Category	No.	Opponent (Last)	Date
Hits	4	2x (Alabama)	3/6/20
Doubles	2	2x (Oklahoma State)	2/11/21
Triples	1	Campbell	2/8/19
Home Runs	4	SIUE	2/23/19
Total Bases	16	SIUE	2/23/19
RBI's	10	SIUE	2/23/19
Runs	4	SIUE	2/23/19
Walks	2	7x (FGCU)	2/16/20
ABs	7*	Oregon State	4/8/18

*At Arizona State

BIO CONTINUED

Player of the Week for her performance... Led the Razorbacks with a .640 slugging percentage (6th highest single-season record), 12 home runs and 110 total bases ... Finished third on the team in batting average (.349) and on base percentage (.397)... Hit the game-winning home run in the series opener against Kentucky (March 29)... Recorded eight multiple-RBI games.

At Arizona State (2018)

Registered 57 hits with 27 runs scored, 12 home runs, 39 RBI and 12 doubles... Led the team in home runs (12), doubles (12), extra-base hits (24), slugging percentage (.633), while on-base percentage (.417) and RBI (39) ranked second and batting average (.343) ranked third... 16 multi-hit games, and multiple home runs in two games... 14 hits through the first month of the season, including hits in 19-of-21 games from Feb. 23-March 31, going 29-for-60 and boosting her average to .432 during that time... One of three freshmen to be named to the All-PAC-12 First Team.

BIO

Career Accolades

NFCA Third Team All-South Region (2019) ... NFCA Second Team All-West Region (2018, *at Arizona State) ... USA Softball Player of the Week (2019) ... SEC Player of the Week (2019) ... Pac-12 All-Conference First Team (2018, *at Arizona State) ... Pac-12 All-Freshman Team (2018, *at Arizona State) ... NFCA Freshman of the Year Finalist (2018, *at Arizona State)

As a Junior (2020)

Started all 25 games at first base... Went on a seven game hitting streak and totaled four multi-hit games... Slammed go-ahead two run homer in the seventh inning when Arkansas was down to its final two outs in a win at New Mexico State (Feb. 8)... Tied career-high of four hits in a win at No. 9 Alabama (March 6)... Collected three two RBI games against New Mexico State (Feb. 8), Furman (Feb. 15) and Villanova (Feb. 29).

As a Sophomore (2019)

Made history when she tied the SEC record with four home runs in a game and became just the second softball player to hit for the home run cycle and the first to do it in four innings ... Only the third player in the SEC to ever record 10 RBI's in a game... 16 total bases vs. SIUE is tied for 2nd most in NCAA history... Named SEC Co-Player of the Week and USA Softball Co-

GAME-BY-GAME

Date	Opponent	Pos	AB	R	H	RBI	2B	3B	HR	BB	SB	CS	HBP	SAC	SF	GDP	K	PO	A	E	Avg
Feb 11	vs Oklahoma State	*1b	5	1	3	1	2	0	0	0	0	0	0	0	0	0	1	3	0	1	.600
Feb 20	at McNeese	*1b	6	0	1	0	0	0	0	1	0	0	0	0	0	0	0	11	0	0	.364
Feb 20	at McNeese	*1b	4	0	1	1	0	0	0	0	0	0	0	0	0	0	0	6	1	0	.333
Feb 21	vs Baylor	*1b	4	2	2	3	1	0	1	0	0	0	0	0	0	0	0	2	0	0	.368
Feb 21	at McNeese	*1b	4	0	1	0	0	0	0	0	0	0	0	0	0	0	0	4	0	0	.348
Feb 22	at UT Arlington-1	*1b	3	2	3	2	1	0	0	1	0	0	0	0	0	0	0	12	0	0	.423
Feb 22	at UT Arlington-2	*1b	3	0	1	2	1	0	0	1	0	0	0	0	0	0	0	5	0	0	.414
Totals		7gs	29	5	12	9	5	0	1	3	0	0	0	0	0	0	1	43	1	1	.414

On base pct. .469 • Slugging pct. .690

Danielle Gibson Career Stats - Arkansas Only

Year	avg	gp-gs	ab	r	h	2b	3b	hr	rbi	tb	slg%	bb	hbp	so	gdp	ob%	sf	sh	sb-att	po	a	e	fld%
2019	.349	55-55	172	33	60	12	1	12	45	110	.640	13	2	25	1	.397	2	0	0-0	70	7	2	.975
2020	.295	25-25	78	10	23	4	0	1	14	30	.385	7	2	9	0	.364	1	0	0-0	154	4	4	.975
2021	.414	7-7	29	5	12	5	0	1	9	20	.690	3	0	1	0	.469	0	0	0-0	43	1	1	.978
TOTAL	.341	87-87	279	48	95	21	1	14	68	160	.573	23	4	35	1	.395	3	0	0-0	267	12	7	.976



SAM TORRES

OF • L/L • 5-2 • Redshirt Sophomore
Temecula, Calif. • Chaparral HS

42

SEASON HIGHS

Category	No.	Opponent (Last)	Date
Hits	-	-	-
Doubles	-	-	-
Triples	-	-	-
Home Runs	-	-	-
Total Bases	-	-	-
RBI	-	-	-
Runs	-	-	-
Walks	-	-	-
ABs	1	2x (UTA)	2/22/21

CAREER HIGHS

Category	No.	Opponent (Last)	Date
Hits	1	2x (Auburn)	5/3/19
Doubles	-	-	-
Triples	-	-	-
Home Runs	-	-	-
Total Bases	1	3x (Montana)	2/22/20
RBI	-	-	2/23/19
Runs	1	18x (Villanova)	2/29/20
Walks	1	Montana	2/22/20
ABs	3	Auburn	5/3/19

BIO CONTINUED

the 2015 season... Through the first three seasons of her prep career, carried a .483 batting average with 117 hits and a .557 slugging percentage... Played travel ball for Athletics Mercado... Had a pair of top-20 PGF Nationals finishes including a seventh-place showing in 2017.

BIO

As a Sophomore (2020)

Appeared in 17 games primarily as a pinch runner and defensive replacement... Scored six runs... Registered two at bats and drew one walk against Montana (Feb. 22).

As a Freshman (2019)

Appeared in 41 of 58 games and made four starts against Auburn (May 3-5) and Georgia in the SEC Tournament (May 9)... Served as a pinch runner 19 times and scored 11 runs... Made 31 appearances in the outfield, registered 18 putouts and committed one error in 19 chances.

Prior to Arkansas

Ranked as the No. 198 recruit in the country... Two-time Offensive MVP for Chapparral High School... Twice named to the All-Southwestern League Second Team... Earned Top Freshman accolades after hitting .494 with 39 hits in 29 games during

GAME-BY-GAME

Date	Opponent	Pos	AB	R	H	RBI	2B	3B	HR	BB	SB	CS	HBP	SAC	SF	GDP	K	PO	A	E	Avg
Feb 11	vs Oklahoma State	ph/of	1	0	0	0	0	0	0	0	0	0	0	0	0	0	0	1	0	0	.000
Feb 22	at UT Arlington-1	ph/of	1	0	0	0	0	0	0	0	0	0	0	0	0	0	0	0	0	0	.000
Feb 22	at UT Arlington-2	of	0	0	0	0	0	0	0	0	0	0	0	0	0	0	0	0	0	0	.000
Totals			Ogs	2	0	0	0	0	0	0	0	0	0	0	0	0	0	1	0	0	.000

On base pct. .000 • Slugging pct. .000

Sam Torres Career Stats

Year	avg	gp-gs	ab	r	h	2b	3b	hr	rbi	tb	slg%	bb	hbp	so	gdp	ob%	sf	sh	sb-att	po	a	e	fld%
2019	.154	41-4	13	12	2	0	0	0	0	2	.154	0	0	2	0	.154	0	1	1-1	18	0	1	.947
2020	.000	17-0	2	6	0	0	0	0	0	0	.000	1	0	0	0	.333	0	0	0-1	3	0	0	1.000
2021	.000	3-0	2	0	0	0	0	0	0	0	.000	0	0	0	0	.000	0	0	0-0	1	0	0	1.000
TOTAL	.118	61-4	17	18	2	0	0	0	0	2	.118	1	0	2	0	.167	0	1	1-2	22	0	1	.957



ALY MANZO

INF • L/R • 5-7 • Redshirt Senior
Roseville, Calif. • Roseville HS

66

SEASON HIGHS

Category	No.	Opponent (Last)	Date
Hits	-	-	-
Doubles	-	-	-
Triples	-	-	-
Home Runs	-	-	-
Total Bases	-	-	-
RBI's	-	-	-
Runs	-	-	-
Walks	-	-	-
ABs	1	4x (UTA)	2/22/21

CAREER HIGHS

Category	No.	Opponent (Last)	Date
Hits	2	7x (South Carolina)	3/17/19
Doubles	1	6x (Tennessee)	3/22/19
Triples	1	2x (SIUE)	2/23/19
Home Runs	1	2x (South Carolina)	3/16/19
Total Bases	4	South Carolina	3/16/19
RBI's	3	Saint Francis (Pa.)	3/17/18
Runs	2	Nevada	3/1/19
Walks	1	10x (Texas A&M)	4/29/19
ABs	4	5x (South Carolina)	3/17/19

BIO CONTINUED

As a Sophomore (2018)

Played in 28 games and made 16 starts... Recorded four multi-hit performances... Had a career-high three RBIs and a triple against Saint Francis (Pa.) (March 16)... Started red-hot in her first three appearances going 6-for-9 with three runs scored... Hit first career home run against UT Arlington (March 20).

As a Freshman (2017)

Appeared in two games including her debut as a pinch runner against CSUN (Feb. 17)... Scored the game-tying run in the top of the seventh of an 8-7 win over the Matadors... Had first career at bat in game one of doubleheader against UMKC (March 7).

Prior to Arkansas

Named to the Capital Valley Conference (CVC) All-Conference First Team her junior year... Posted a career-high .449 batting average and led the team in hits and doubles during the 2015 campaign in which she was the runner-up for CVC MVP honors... Two-time selection to the All-Sierra Foothill League (SFL) First Team as a freshman and sophomore... Member of Tigers' SFL championship team in 2014.

BIO

As a Senior (2020)

Appeared in three games as a pinch hitter... Delivered a two RBI pinch hit single against Bradley (Feb. 8).

As a Junior (2019)

Made 34 appearances and made 11 starts (10 at shortstop, one at second)... Finished with a .264 batting average, recording 14 hits in 53 at bats... Posted three multiple-hit performances against Nevada (March 1), Boston U (March 2) and South Carolina (March 17)... Batted .467 during the Wooo Pig Classic (Feb. 28-March 2), going 7-for-15 and hit two doubles and scored three runs... Had three walks and three sacrifice hits over the course of the season... One of five Razorbacks to hit a triple and did so against SIUE (Feb. 23)... Hit a solo home run against South Carolina to top of Arkansas' 7-4 comeback win to secure the series (March 16).

GAME-BY-GAME

Date	Opponent	Pos	AB	R	H	RBI	2B	3B	HR	BB	SB	CS	HBP	SAC	SF	GDP	K	PO	A	E	Avg	
Feb 11	vs Oklahoma State	ph	1	0	0	0	0	0	0	0	0	0	0	0	0	0	0	0	0	0	0	.000
Feb 21	at McNeese	of	1	0	0	0	0	0	0	0	0	0	0	0	0	0	0	0	0	0	0	.000
Feb 22	at UT Arlington-1	ph	1	0	0	0	0	0	0	0	0	0	0	0	0	0	1	0	0	0	0	.000
Totals		Ogs	3	0	0	0	0	0	0	0	0	0	0	0	0	0	1	0	0	0	0	.000

On base pct. .000 • Slugging pct. .000

Aly Manzo Career Stats

Year	avg	gp-gs	ab	r	h	2b	3b	hr	rbi	tb	slg%	bb	hbp	so	gdp	ob%	sf	sh	sb-att	po	a	e	fld%
2017	.000	2-0	1	1	0	0	0	0	0	0	.000	0	0	1	0	.000	0	0	0-0	0	0	0	.000
2018	.273	28-16	55	7	15	3	1	1	7	23	.418	7	1	3	0	.365	0	2	1-1	9	19	0	1.000
2019	.264	34-11	53	7	14	3	1	1	4	22	.415	3	0	10	0	.304	0	3	0-0	14	23	5	.881
2020	.333	3-0	3	0	1	0	0	0	2	1	.333	0	0	1	0	.333	0	0	0-0	0	0	0	.000
2021	.000	3-0	3	0	0	0	0	0	0	0	.000	0	0	1	0	.000	0	0	0-0	0	0	0	.000
TOTAL	.261	70-27	115	15	30	6	2	2	13	46	.400	10	1	16	0	.325	0	5	1-1	23	42	5	.929



JENNA BLOOM

RHP • R/R • 5-7 • Redshirt Freshman
Huntington Beach, Calif. • Edison HS

72

SEASON HIGHS

Category	No.	Opponent (Last)	Date
Innings	6.2	UTA	2/22/21
Longest Start	6.2	UTA	2/22/21
Shortest Start	6.2	UTA	2/22/21
Longest Relief	1.1	Oklahoma State	2/11/21
Hits	5	UTA	2/22/21
Runs	4	Oklahoma State	2/11/21
Earned Runs	4	Oklahoma State	2/11/21
Walks	2	2x (UTA)	2/23/21
Strikeouts	7	UTA	2/22/21
Pitches	110	UTA	2/22/21

CAREER HIGHS

Category	No.	Opponent (Last)	Date
Innings	7.0	Kansas	3/10/20
Longest Start	7.0	Kansas	3/10/20
Shortest Start	0.2	Montana	2/22/20
Longest Relief	4.0	Villanova	2/29/20
Hits	5	3x (UTA)	2/22/21
Runs	5	3x (Alabama)	3/7/20
Earned Runs	5	2x (Alabama)	3/7/20
Walks	3	4x (Alabama)	3/7/20
Strikeouts	10	Kansas	3/10/20
Pitches	114	Kent State	2/28/20

BIO CONTINUED

Prior to Arkansas

Prepped at Edison High School... Ranked No. 43 in the final FloSoftball Hot 100... During the 2019 state tournament run, struck out 24 batters in 12.1 innings of work while allowing just one earned run and led Edison to its first playoff win in two years... Against nationally-ranked Mission Viejo High School, struck out 15 batters while allowing just one hit in a five-inning 10-0 win... struck out every out of the game... Finished senior last season with a 6-4 record inside the circle... Played travel ball for Athletics Mercado.

Personal

Daughter of Daniel and Melonie Bloom ... Has one brother, Jacob ... Mother Melonie played volleyball for San Diego State from 1992-97 ... Enjoys traveling, trying new foods and hanging out with her family ... Majoring in political science and wants to work as a worker's compensation attorney for police and fire after college.

BIO

Career Accolades

SEC First-Year Academic Honor Roll (2020)

Freshman (2020)


Led the Arkansas pitching staff with 68 strikeouts, a .208 opponent batting average and three saves ... 10.9 strikeouts per seven innings ranked 12th nationally and was the only freshman to rank inside the top 15 ... Three saves ranked fourth-most in the SEC and ninth nationally ... Had five or more strikeouts in seven of 16 outings ... Made collegiate debut in the season opener against UTEP (Feb. 7) throwing a scoreless inning of relief with a strikeout ... Recorded first career win throwing four scoreless innings while only allowing one hit while striking out six against Furman (Feb. 15) ... Struck out six consecutive hitters over 2.1 innings to earn first career save at FGCU (Feb. 16) ... In first career appearance against a top-25 team, threw 1.0 innings of relief work against No. 23 Baylor (Feb. 27) and retired the side in order with two strikeouts ... Earned first career complete game shutout, striking out a career-best 10 in a 1-0 win over Kansas (March 10).

GAME-BY-GAME

Date	Opponent	GS	IP	H	R	ER	BB	SO	2B	3B	HR	WP	BK	HBP	IBB	Score	W-L	Sv	ERA	NP
Feb 11	vs Oklahoma State		1.1	3	4	4	2	2	0	0	2	0	0	0	0	11-12	0-0	0	21.00	45
Feb 20	at McNeese		0.1	1	1	1	2	0	0	0	0	0	0	0	0	4-7	0-1	0	21.00	13
Feb 22	at UT Arlington-2	*	6.2	5	3	3	2	7	1	0	2	1	0	0	0	4-3	1-1	0	6.72	110
Totals		1	8.1	9	8	8	6	9	1	0	4	1	0	0	0	19-22	1-1	0	6.72	-

Jenna Bloom Career Stats

Year	era	w-l	app	gs	cq	sho	sv	ip	h	r	er	bb	so	2b	3b	hr	bf	bavq	wp	hbp	bk	sfa	sha
2020	3.21	4-2	16	7	1	1/2	3	43.2	35	25	20	21	68	6	0	4	198	.208	4	7	0	0	2
2021	6.72	1-1	3	1	0	0/0	0	8.1	9	8	8	6	9	1	0	4	41	.257	1	0	0	0	0
TOTAL	3.77	5-3	19	8	1	1/2	3	52.0	44	33	28	27	77	7	0	8	239	.217	5	7	0	0	2



AUDRIE LAVALLEY

INF • L/R • 5-6 • Redshirt Sophomore
Choctaw, Okla. • Oklahoma (Carl Albert HS)

99

SEASON HIGHS

Category	No.	Opponent (Last)	Date
Hits	1	2x (UTA)	2/22/21
Doubles	-	-	-
Triples	-	-	-
Home Runs	1	2x (UTA)	2/22/21
Total Bases	4	2x (UTA)	2/22/21
RBI's	2	Oklahoma State	2/11/21
Runs	1	4x (UTA)	2/22/21
Walks	3	Oklahoma State	2/11/21
AB's	3	2x (UTA)	2/22/21

CAREER HIGHS

Category	High	Opponent (Last)	Date
Hits	2	2x (Furman)	2/15/20
Doubles	1*	2x (Hofstra)	2/16/19
Triples	-	-	-
Home Runs	1	5x (UTA)	2/22/21
Total Bases	5	Furman	2/15/20
RBI's	4	Nebraska	2/9/20
Runs	2	2x (UTEP)	2/7/20
Walks	3	Oklahoma State	2/11/21
AB's	4	Furman	2/15/20

*At Oklahoma

BIO CONTINUED

Prior to Arkansas

Earned four letters at Carl Albert High School... Named all-district and Big All-City all four seasons and earned all-state honors as a senior... Led her team to four district championships and regional titles, culminating in the 5A state title in her senior season... Spent time at shortstop and in the circle... Hit .528 during her career (.500 or better each year) with a .596 on-base percentage, 218 runs scored, 217 RBI, 52 doubles, 32 triples, 33 home runs, 78 walks to 50 strikeouts and 51 stolen bases... Threw 204.1 career innings with a 28-10 record, two saves, a 1.98 earned run average and 144 strikeouts... Played travel ball for Oklahoma Athletics Premier... won multiple Top Gun championships.

Personal

Daughter of Joe and Renee LaValley... has two siblings, Gavin and Christina... Brother Gavin is an infielder for the Kansas City Monarch in the independent American Association was a fourth round draft selection out of high school (2014) by Cincinnati... Cousin, Zadi LaValley, is a freshman infielder on Baylor's softball team and also wears No. 99... Cousin, Carter LaValley, is a redshirt freshman infielder at Oklahoma... Majoring in Recreation and Sports Management.

BIO

As a Sophomore (2020)

Played in 16 games and made 11 starts... Scored two runs and walked twice in her Arkansas debut against UTEP (Feb. 7)... Smashed a grand slam against Nebraska for her first homer in an Arkansas jersey (Feb. 9)... Delivered the game-tying two RBI pinch hit single in the seventh inning in win over Kansas (March 10)... Collected a pair of two hit games against New Mexico State (Feb. 9) and Furman (Feb. 15).

At Oklahoma (2019)

Played in 37 games, primarily serving as a pinch runner... Scored 16 runs, including two at Iowa State (April 28)... Recorded her first career hit with a double against Charlotte (Feb. 9)... Tallied an RBI double and scored a run against Hofstra (Feb. 16)... In first Big 12 at-bat, recorded a single against Baylor (April 7)... Hit first career home run and scored two runs at Iowa State (April 28).

GAME-BY-GAME

Date	Opponent	Pos	AB	R	H	RBI	2B	3B	HR	BB	SB	CS	HBP	SAC	SF	GDP	K	PO	A	E	Avg	
Feb 11	vs Oklahoma State	*2b	1	1	0	2	0	0	0	3	0	0	1	0	0	0	0	1	2	1	0	.000
Feb 21	vs Baylor	*2b	1	1	0	0	0	0	0	2	0	0	0	0	0	0	0	1	1	1	0	.000
Feb 21	at McNeese	*2b	3	0	0	0	0	0	0	0	0	0	0	0	0	0	1	4	3	0	.000	
Feb 22	at UT Arlington-1	*2b	3	1	1	1	0	0	1	1	0	1	0	0	0	0	0	2	3	0	.125	
Feb 22	at UT Arlington-2	*2b	2	1	1	1	0	0	1	0	0	0	0	1	0	0	0	1	0	0	.200	
Totals		5gs	10	4	2	4	0	0	2	6	0	1	1	1	0	0	2	10	8	0	.200	

On base pct. .529 • Slugging pct. .800

Audrie LaValley Career Stats - Arkansas Only

Year	avg	gp-gs	ab	r	h	2b	3b	hr	rbi	tb	slg%	bb	hbp	so	gdp	ob%	sf	sh	sb-att	po	a	e	fld%
2020	.259	16-11	27	7	7	0	0	2	11	13	.481	3	1	8	0	.355	0	0	2-2	13	12	2	.926
2021	.200	5-5	10	4	2	0	0	2	4	8	.800	6	1	2	0	.529	0	1	0-1	10	8	0	1.000
TOTAL	.243	21-16	37	11	9	0	0	4	15	21	.568	9	2	10	0	.417	0	1	2-3	23	20	2	.956

RADIO/TV ROSTER CHART



00
KAITLYN HOWARD
 Fr. • 5-7 • L/L
 UTL • East End Ark.



1
RYAN JACKSON
 R-Sr. • 5-6 • R/R
 OF • Chino Hills, Calif.



2
VALERIE VENTURA
 R-So. • 5-6 • R/R
 INF • Oxnard, Calif.



3
LARISSA CESENA
 R-So. • 5-7 • L/R
 INF/OF • Riverside, Calif.



4
MARY HAFF
 R-Jr. • 5-10 • R/R
 RHP • Winter Haven, Fla..




5
LAUREN HOWELL
 Fr. • 5-7 • R/R
 RHP • Jefferson City, Mo.




6
CALLY KILDOW
 Fr. • 5-7 • R/R
 UTL • Gravette, Ark.



9
AUTUMN STORMS
 R-Sr. • 5-10 • R/R
 RHP • Temecula, Calif.



12
ABBY GORDON
 Fr. • 6-0 • R/R
 C • Garden Plain, Kan.



13
KAYLA GREEN
 R-Jr. • 5-9 • R/R
 C • Temecula, Calif.



16
KEELY HUFFINE
 R-Sr. • 5-6 • R/R
 UTL • Harrisburg, Ark.



18
MARLENE FRIEDMAN
 Fr. • 5-5 • R/R
 INF • Huntington Beach, Calif.



20
HANNAH GAMMILL
 Fr. • 5-8 • R/R
 INF • Beebe, Ark.



21
LAUREN GRAVES
 R-Sr. • 5-8 • R/R
 UTL • White Hall, Ark.




22
LINNIE MALKIN
 R-Jr. • 5-11 • R/R
 OF • Broomfield, Colo.



23
HANNAH MCEWEN
 R-Jr. • 5-7 • L/R
 OF • San Diego, Calif.



24
NICOLE DUNCAN
 R-Jr. • 5-7 • R/R
 INF/C • Centralia, Mo.



25
BRAXTON BURNSIDE
 R-Sr. • 5-6 • R/R
 INF • Paragould, Ark.



28
RYLIN HEDGECOCK
 R-Fr. • 5-9 • R/R
 UTL • Valdosta, Ga.



31
ALLIE LIGHT
 Fr. • 5-10 • R/R
 UTL • Lexington, S.C.



41
DANIELLE GIBSON
 R-Jr. • 6-0 • L/R
 INF • Murrieta, Calif.



42
SAM TORRES
 R-So. • 5-2 • L/L
 OF • Temecula, Calif.



66
ALY MANZO
 R-Sr. • 5-7 • L/R
 INF • Roseville, Calif.



72
JENNA BLOOM
 R-Fr. • 5-10 • R/R
 RHP • Huntington Beach, Calif.



99
AUDRIE LAVALLEY
 R-So. • 5-6 • L/R
 INF • Choctaw, Okla.



COURTNEY DEIFEL
 Head Coach
 Sixth Season



MATT MEUCHEL
 Assistant Coach
 Fifth Season



YOLANDA MCRAE
 Assistant Coach
 Sixth Season



ANNIE SMITH
 Volunteer Assistant Coach
 Second Season



TORI STAFFORD
 Graduate Manager
 First Season