



Officials: Keith Kimble, Joe Lindsay, Larry Sciroto

Oral Roberts - 70

Record: 18-11

NO.	Name	F	Min	FG	3P	FT	Rebounds			Fouls		TP	AS	TO	ST	Blocks		+/-
				M-A	M-A	M-A	OR	DR	TOT	PF	FD					BS	BA	
0	Kevin Obanor	F	40:00	4-7	1-4	3-3	0	11	11	2	5	12	1	4	0	0	0	-2
22	Francis Lacis	F	29:23	4-6	2-4	1-2	2	4	6	4	2	11	3	1	1	3	0	2
2	Kareem Thompson	G	37:28	4-8	1-5	0-0	0	6	6	0	0	9	5	1	2	1	0	4
3	Max Abmas	G	40:00	8-19	3-8	6-8	1	1	2	3	6	25	4	5	0	0	0	-2
11	Carlos Jurgens	G	34:47	6-13	1-4	0-0	2	4	6	4	4	13	2	2	0	0	3	8
14	DeShang Weaver		10:37	0-4	0-3	0-0	0	1	1	1	0	0	1	0	0	0	0	-4
23	Sheldon Stevens		04:40	0-2	0-2	0-0	0	0	0	0	0	0	0	0	0	0	0	-12
5	D'Mauria Jones		03:05	0-2	0-1	0-0	0	0	0	0	0	0	0	0	0	0	0	-4
Team							1	2	3			0		0				
Totals				26-61	8-31	10-13	6	29	35	15	17	70	16	13	3	4	3	-2

Shooting By Period		
1 st FG%	13-30	43.3%
3PT%	6-17	35.3%
FT%	3-4	75%
2 nd FG%	13-31	41.9%
3PT%	2-14	14.3%
FT%	7-9	77.8%
GM FG%	26-61	42.6%
3PT%	8-31	25.8%
FT%	10-13	76.9%

Dead Ball Rebounds: 4, 2

Technical Fouls: Coach 1st16:10

Arkansas - 72

Record: 25-6

NO.	Name	F	Min	FG	3P	FT	Rebounds			Fouls		TP	AS	TO	ST	Blocks		+/-
				M-A	M-A	M-A	OR	DR	TOT	PF	FD					BS	BA	
0	Justin Smith	F	38:30	6-14	0-0	0-0	11	3	14	3	0	12	1	2	1	0	0	8
10	Jaylin Williams	F	09:07	1-3	0-0	0-0	0	3	3	1	0	2	0	0	0	0	0	-6
4	Davonte Davis	G	34:28	7-13	0-0	2-2	2	6	8	3	4	16	2	2	0	0	1	4
5	Moses Moody	G	37:40	4-20	0-3	6-7	1	5	6	4	5	14	0	2	1	3	2	5
11	Jalen Tate	G	37:53	9-17	1-3	3-4	2	2	4	4	4	22	6	1	1	0	0	1
1	JD Notae		12:58	1-6	0-2	2-2	0	3	3	1	1	4	0	2	2	0	1	-7
3	Desi Sills		27:54	1-4	0-1	0-0	0	6	6	1	0	2	4	1	2	0	0	11
24	Ethan Henderson		01:30	0-0	0-0	0-0	0	0	0	0	0	0	0	0	0	0	0	-6
Team							2	0	2			0		0				
Totals				29-77	1-9	13-15	18	28	46	17	14	72	13	10	7	3	4	2

Shooting By Period		
1 st FG%	11-35	31.4%
3PT%	1-7	14.3%
FT%	5-6	83.3%
2 nd FG%	18-42	42.9%
3PT%	0-2	0.0%
FT%	8-9	88.9%
GM FG%	29-77	37.7%
3PT%	1-9	11.1%
FT%	13-15	86.7%

Dead Ball Rebounds: 1, 0

Technical Fouls: NONE

	ORU	ARK	Points from		Period by Period Scoring		
Biggest lead	12 (2 nd 15:26)	4 (2 nd 3:43)	ORU	ARK			
Best Scoring Run	8 (1 st 2:07)	10 (1 st 9:27)	Turnovers	7	19		
Lead Changes	7		Paint	30	42	ORU	35
Times Tied	10		Second Chance	8	18	ARK	28
Time with Lead	29:29	04:38	Fast Breaks	10	11	TOT	70
			Bench	0	6		



Period 1

Quarter Starters:

ARK	0 Smith J	4 Davis D	5 Moody M	10 Williams J	11 Tate J
ORU	0 Obanor K	2 Thompson K	3 Abmas M	11 Jurgens C	22 Lacis F

Game Time	ARK	Score	Diff	ORU
20:00	10 WILLIAMS J jumpball won			0 OBANOR K jumpball lost
19:40	10 WILLIAMS J 2pt FG outside the paint, turnaround jump shot missed			
19:37				0 OBANOR K defensive rebound (1)
19:22				11 JURGENS C 2pt FG in the paint, driving layup blocked
19:22	5 MOODY M block (1)			
19:18				11 JURGENS C offensive rebound (1)
19:15		0-3	-3	22 LACIS F 3pt FG second chance, jump shot made (3)
19:15				2 THOMPSON K assist (1)
18:55	11 TATE J 3pt FG , jump shot missed			
18:50	0 SMITH J offensive rebound (1)			
18:47	5 MOODY M 2pt FG second chance outside the paint, jump shot missed			
18:44				0 OBANOR K defensive rebound (2)
18:21				2 THOMPSON K 3pt FG , jump shot missed
18:19	10 WILLIAMS J defensive rebound (1)			
18:10	0 SMITH J 2pt FG outside the paint, pull up jump shot missed			
18:07	11 TATE J offensive rebound (1)			
18:03	10 WILLIAMS J 2pt FG second chance in the paint, layup made (2)	2-3	-1	
18:03	11 TATE J assist (1)			
17:40				2 THOMPSON K 3pt FG , jump shot missed
17:36	10 WILLIAMS J defensive rebound (2)			
17:27	11 TATE J 2pt FG outside the paint, pull up jump shot missed			
17:23				2 THOMPSON K defensive rebound (1)
17:14				3 ABMAS M 2pt FG in the paint, floating jump shot missed
17:11	4 DAVIS D defensive rebound (1)			
16:57	0 SMITH J turnover bad pass (1)			2 THOMPSON K steal (1)
16:47				3 ABMAS M 2pt FG from turnover in the paint, floating jump shot missed
16:45				3 ABMAS M offensive rebound (1)
16:44				3 ABMAS M 2pt FG from turnover second chance in the paint, layup missed
16:42	4 DAVIS D defensive rebound (2)			
16:36	4 DAVIS D foul offensive (1 - 1)			11 JURGENS C foul drawn (1)
16:36	4 DAVIS D turnover offensive (1)			
16:15	5 MOODY M foul drawn (1)			11 JURGENS C foul offensive (1 - 1)
16:15				11 JURGENS C turnover offensive (1)
16:10				foul coach class A technical (2)
16:10	5 MOODY M free throw 1 - 2 made (1)	3-3	0	
16:10	5 MOODY M free throw 2 - 2 made (2)	4-3	1	
16:04	0 SMITH J turnover travel (2)			
15:46		4-6	-2	3 ABMAS M 3pt FG from turnover, jump shot made (3)
15:46				11 JURGENS C assist (1)



Officials: Keith Kimble, Joe Lindsay, Larry Scirotto

Game Time	ARK	Score	Diff	ORU
15:26	10 WILLIAMS J 2pt FG in the paint, turnaround jump shot missed			
15:23				0 OBANOR K defensive rebound (3)
15:16				22 LACIS F 3pt FG , jump shot missed
15:13	5 MOODY M defensive rebound (1)			
15:09	5 MOODY M 3pt FG , pull up jump shot missed			
15:06				11 JURGENS C defensive rebound (2)
14:58		4-9	-5	11 JURGENS C 3pt FG , jump shot made (3)
14:58				3 ABMAS M assist (1)
14:41	11 TATE J 2pt FG in the paint, driving layup made (2)	6-9	-3	
14:41	11 TATE J foul drawn (1)			22 LACIS F foul shooting (1 - 3)
14:41	Timeout media			
14:41	5 MOODY M substitution out			
14:41	10 WILLIAMS J substitution out			
14:41	1 NOTAE J substitution in			
14:41	3 SILLS D substitution in			
14:41				22 LACIS F substitution out
14:41				14 WEAVER D substitution in
14:41	11 TATE J free throw 1 - 1 made (3)	7-9	-2	
14:28	0 SMITH J foul personal (1 - 2)			0 OBANOR K foul drawn (1)
14:28	0 SMITH J substitution out			
14:28	24 HENDERSON E substitution in			
14:19				0 OBANOR K 3pt FG , jump shot missed
14:18				offensive dead ball rebound (1)
14:18	1 NOTAE J foul loose ball (1 - 3)			11 JURGENS C foul drawn (2)
14:05				14 WEAVER D 3pt FG second chance, pull up jump shot missed
14:01	1 NOTAE J defensive rebound (1)			
13:38	4 DAVIS D 2pt FG in the paint, pull up jump shot missed			
13:35				0 OBANOR K defensive rebound (4)
13:26		7-12	-5	0 OBANOR K 3pt FG , jump shot made (3)
13:26				3 ABMAS M assist (2)
13:08	1 NOTAE J 2pt FG outside the paint, pull up jump shot missed			
13:06				2 THOMPSON K defensive rebound (2)
13:00		7-15	-8	3 ABMAS M 3pt FG fast break, jump shot made (6)
12:58	Timeout 30 Sec			
12:58	Timeout media			
12:58	24 HENDERSON E substitution out			
12:58	0 SMITH J substitution in			
12:58				2 THOMPSON K substitution out
12:58				23 STEVENS S substitution in
12:38	11 TATE J 2pt FG outside the paint, pull up jump shot made (5)	9-15	-6	
12:38	0 SMITH J assist (1)			
12:21	3 SILLS D substitution out			
12:21	5 MOODY M substitution in			
12:09	1 NOTAE J steal (1)			11 JURGENS C turnover lost ball (2)
12:05	0 SMITH J 2pt FG from turnover in the paint, driving layup made (2)	11-15	-4	
11:42				23 STEVENS S 3pt FG , jump shot missed
11:39	4 DAVIS D defensive rebound (3)			



Officials: Keith Kimble, Joe Lindsay, Larry Scirotto

Game Time	ARK	Score	Diff	ORU
11:32	11 TATE J 2pt FG in the paint, turnaround jump shot made (7)	13-15	-2	
11:31	11 TATE J foul drawn (2)			14 WEAVER D foul shooting (1 - 4)
11:31	Timeout media			
11:31				14 WEAVER D substitution out
11:31				22 LACIS F substitution in
11:31	11 TATE J free throw 1 - 1 missed			
11:30				11 JURGENS C defensive rebound (3)
11:15	4 DAVIS D foul personal (2 - 4)			11 JURGENS C foul drawn (3)
11:15	4 DAVIS D substitution out			
11:15	3 SILLS D substitution in			
11:04				3 ABMAS M 2pt FG in the paint, pull up jump shot missed
11:01	1 NOTAE J defensive rebound (2)			
10:51	1 NOTAE J turnover travel (1)			
10:38	3 SILLS D steal (1)			3 ABMAS M turnover bad pass (1)
10:28	5 MOODY M 2pt FG from turnover outside the paint, floating jump shot missed			
10:26	5 MOODY M offensive rebound (2)			
10:26	5 MOODY M 2pt FG from turnover second chance in the paint, layup blocked			
10:26				22 LACIS F block (1)
10:26	offensive rebound (12)			
10:26				23 STEVENS S substitution out
10:26				2 THOMPSON K substitution in
10:15	1 NOTAE J 2pt FG from turnover second chance outside the paint, jump shot made (2)	15-15	0	
10:15	3 SILLS D assist (1)			
10:00				3 ABMAS M 2pt FG in the paint, driving layup missed
09:58	3 SILLS D defensive rebound (1)			
09:54	1 NOTAE J 3pt FG , jump shot missed			
09:52				defensive rebound (11)
09:32	1 NOTAE J steal (2)			0 OBANOR K turnover bad pass (1)
09:27	1 NOTAE J foul drawn (1)			3 ABMAS M foul shooting (1 - 5)
09:27	1 NOTAE J free throw fast break 1 - 2 made (3)	16-15	1	
09:27	1 NOTAE J free throw fast break 2 - 2 made (4)	17-15	2	
09:07		17-17	0	11 JURGENS C 2pt FG in the paint, floating jump shot made (5)
09:07				22 LACIS F assist (1)
08:46	3 SILLS D 2pt FG in the paint, layup missed			
08:42	0 SMITH J offensive rebound (2)			
08:42	0 SMITH J 2pt FG second chance in the paint, layup made (4)	19-17	2	
08:34	5 MOODY M steal (1)			3 ABMAS M turnover bad pass (2)
08:26	5 MOODY M 2pt FG from turnover in the paint, pull up jump shot missed			
08:23				0 OBANOR K defensive rebound (5)
08:14		19-19	0	11 JURGENS C 2pt FG in the paint, driving layup made (7)
07:54	3 SILLS D foul offensive (1 - 5)			11 JURGENS C foul drawn (4)
07:54	3 SILLS D turnover offensive (1)			
07:54	Timeout media			
07:54				22 LACIS F substitution out
07:54				14 WEAVER D substitution in
07:33				14 WEAVER D 3pt FG from turnover, jump shot missed



Officials: Keith Kimble, Joe Lindsay, Larry Scirotto

Game Time	ARK	Score	Diff	ORU
07:30	0 SMITH J defensive rebound (3)			
07:24	5 MOODY M turnover travel (1)			
07:08		19-21	-2	2 THOMPSON K 2pt FG from turnover outside the paint, pull up jump shot made (2)
06:44	0 SMITH J 2pt FG outside the paint, floating jump shot missed			
06:41				14 WEAVER D defensive rebound (1)
06:33		19-23	-4	11 JURGENS C 2pt FG in the paint, dunk, made (9)
06:11	1 NOTAE J 2pt FG in the paint, pull up jump shot blocked			
06:11				2 THOMPSON K block (1)
06:07				0 OBANOR K defensive rebound (6)
05:58				3 ABMAS M 3pt FG , jump shot missed
05:55	5 MOODY M defensive rebound (3)			
05:43	1 NOTAE J turnover bad pass (2)			
05:43	1 NOTAE J substitution out			
05:43	4 DAVIS D substitution in			
05:22				11 JURGENS C 3pt FG from turnover, jump shot missed
05:19	0 SMITH J defensive rebound (4)			
05:13	4 DAVIS D foul drawn (1)			0 OBANOR K foul personal (1 - 6)
05:10	5 MOODY M 2pt FG in the paint, pull up jump shot made (4)	21-23	-2	
04:51		21-25	-4	11 JURGENS C 2pt FG in the paint, driving layup made (11)
04:51				14 WEAVER D assist (1)
04:32	11 TATE J 3pt FG , pull up jump shot made (10)	24-25	-1	
04:32	3 SILLS D assist (2)			
04:13		24-27	-3	0 OBANOR K 2pt FG in the paint, dunk, made (5)
04:13				2 THOMPSON K assist (2)
03:53	3 SILLS D 3pt FG , jump shot missed			
03:50				11 JURGENS C defensive rebound (4)
03:42				14 WEAVER D 3pt FG , jump shot missed
03:39	3 SILLS D defensive rebound (2)			
03:20	11 TATE J 3pt FG , pull up jump shot missed			
03:17				11 JURGENS C defensive rebound (5)
03:09	11 TATE J foul shooting (1 - 6)			3 ABMAS M foul drawn (1)
03:09	Timeout media			
03:09	3 SILLS D substitution out			
03:09	1 NOTAE J substitution in			
03:09				14 WEAVER D substitution out
03:09				22 LACIS F substitution in
03:09				3 ABMAS M free throw 1 - 2 missed
03:09				offensive dead ball rebound (2)
03:09		24-28	-4	3 ABMAS M free throw 2 - 2 made (7)
02:52	0 SMITH J 2pt FG in the paint, driving layup missed			
02:49				3 ABMAS M defensive rebound (2)
02:42		24-31	-7	3 ABMAS M 3pt FG fast break, step back jump shot made (10)
02:19	0 SMITH J 2pt FG outside the paint, jump shot missed			
02:15				0 OBANOR K defensive rebound (7)
02:07	11 TATE J foul personal (2 - 7)			3 ABMAS M foul drawn (2)
02:07		24-32	-8	3 ABMAS M 1&1 free throw 1 made (11)
02:07	11 TATE J substitution out			
02:07	3 SILLS D substitution in			



Official Basketball Play by Play - First Half

Oral Roberts at Arkansas

03/27/21 Bankers Life Fieldhouse, Indianapolis, IN
NCAA Division I Men's Basketball Championship - Sweet 16

Game Time: 7:30 PM
Game Duration: 1:59

Officials: Keith Kimble, Joe Lindsay, Larry Scirotto

Game Time	ARK	Score	Diff	ORU
02:07		24-33	-9	3 ABMAS M 1&1 free throw 2 made (12)
01:55	5 MOODY M 2pt FG outside the paint, pull up jump shot missed			
01:53				2 THOMPSON K defensive rebound (3)
01:47				3 ABMAS M 3pt FG , pull up jump shot missed
01:44	3 SILLS D defensive rebound (3)			
01:38	4 DAVIS D 2pt FG fast break in the paint, driving layup made (2)	26-33	-7	
01:17				0 OBANOR K turnover travel (2)
01:02	3 SILLS D 2pt FG from turnover in the paint, floating jump shot made (2)	28-33	-5	
01:02	4 DAVIS D assist (1)			
00:48				3 ABMAS M turnover bad pass (3)
00:36	5 MOODY M 2pt FG from turnover outside the paint, pull up jump shot missed			
00:32	0 SMITH J offensive rebound (5)			
00:32	0 SMITH J 2pt FG from turnover second chance in the paint, layup missed			
00:31				0 OBANOR K defensive rebound (8)
00:23		28-35	-7	2 THOMPSON K 2pt FG fast break outside the paint, pull up jump shot made (4)
00:05	1 NOTAE J 3pt FG , pull up jump shot missed			
00:01				0 OBANOR K defensive rebound (9)
END OF PERIOD				
ARK 28-35 ORU				



Oral Roberts at Arkansas

03/27/21 Bankers Life Fieldhouse, Indianapolis, IN
NCAA Division I Men's Basketball Championship - Sweet 16

Game Time: 7:30 PM
Game Duration: 1:59

Officials: Keith Kimble, Joe Lindsay, Larry Scirotto

Oral Roberts - 35

NO.	Name	F	Min	FG	3P	FT	Rebounds			Fouls		TP	AS	TO	ST	Blocks		+/-
				M-A	M-A	M-A	OR	DR	TOT	PF	FD					BS	BA	
0	Kevin Obanor	F	20:00	2-3	1-2	0-0	0	9	9	1	1	5	0	2	0	0	0	7
22	Francis Lacis	F	12:05	1-2	1-2	0-0	0	0	0	1	0	3	1	0	0	1	0	5
2	Kareem Thompson	G	17:28	2-4	0-2	0-0	0	3	3	0	0	4	2	0	1	1	0	13
3	Max Abmas	G	20:00	3-10	3-5	3-4	1	1	2	1	2	12	2	3	0	0	0	7
11	Carlos Jurgens	G	20:00	5-7	1-2	0-0	1	4	5	1	4	11	1	2	0	0	1	7
14	DeShang Weaver		07:55	0-3	0-3	0-0	0	1	1	1	0	0	1	0	0	0	0	2
23	Sheldon Stevens		02:32	0-1	0-1	0-0	0	0	0	0	0	0	0	0	0	0	0	-6
Team							0	1	1			0		0				
Totals				13-30	6-17	3-4	2	19	21	6	7	35	7	7	1	2	1	7

Shooting By Period		
1st FG%	13-30	43.3%
3PT%	6-17	35.3%
FT%	3-4	75%
GM FG%	13-30	43.3%
3PT%	6-17	35.3%
FT%	3-4	75.0%

Dead Ball Rebounds: 2, 0

Technical Fouls: Coach 1st16:10

Arkansas - 28

NO.	Name	F	Min	FG	3P	FT	Rebounds			Fouls		TP	AS	TO	ST	Blocks		+/-
				M-A	M-A	M-A	OR	DR	TOT	PF	FD					BS	BA	
0	Justin Smith	F	18:30	2-7	0-0	0-0	3	2	5	1	0	4	1	2	0	0	0	-1
10	Jaylin Williams	F	05:19	1-3	0-0	0-0	0	2	2	0	0	2	0	0	0	0	0	-3
4	Davonte Davis	G	14:28	1-2	0-0	0-0	0	3	3	2	1	2	1	1	0	0	0	-5
5	Moses Moody	G	17:40	1-8	0-1	2-2	1	2	3	0	1	4	0	1	1	1	1	-4
11	Jalen Tate	G	17:53	4-7	1-3	1-2	1	0	1	2	2	10	1	0	0	0	0	-8
1	JD Notae		12:07	1-5	0-2	2-2	0	2	2	1	1	4	0	2	2	0	1	-5
3	Desi Sills		12:33	1-3	0-1	0-0	0	3	3	1	0	2	2	1	1	0	0	-3
24	Ethan Henderson		01:30	0-0	0-0	0-0	0	0	0	0	0	0	0	0	0	0	0	-6
Team							1	0	1			0		0				
Totals				11-35	1-7	5-6	6	14	20	7	5	28	5	7	4	1	2	-7

Shooting By Period		
1st FG%	11-35	31.4%
3PT%	1-7	14.3%
FT%	5-6	83.3%
GM FG%	11-35	31.4%
3PT%	1-7	14.3%
FT%	5-6	83.3%

Dead Ball Rebounds: 0, 0

Technical Fouls: NONE

	ORU	ARK
Biggest lead	9 (1 st 2:07)	2 (1 st 9:27)
Best Scoring Run	8 (1 st 2:07)	10 (1 st 9:27)
Lead Changes	4	
Times Tied	4	
Time with Lead	15:44	01:12

Points from	ORU	ARK
Turnovers	5	10
Paint	10	16
Second Chance	3	6
Fast Breaks	8	4
Bench	0	6

	Period by Period Scoring		
	1st	2nd	TOT
ORU	35	35	70
ARK	28	44	72



Officials: Keith Kimble, Joe Lindsay, Larry Scirotto

Period 2

Quarter Starters:

ARK	0 Smith J	4 Davis D	5 Moody M	10 Williams J	11 Tate J
ORU	0 Obanor K	2 Thompson K	3 Abmas M	11 Jurgens C	22 Lacis F

Game Time	ARK	Score	Diff	ORU
20:00	1 NOTAE J substitution out			
20:00	3 SILLS D substitution out			
20:00	10 WILLIAMS J substitution in			
20:00	11 TATE J substitution in			
19:48	10 WILLIAMS J foul personal (1 - 1)			0 OBANOR K foul drawn (2)
19:44		28-37	-9	0 OBANOR K 2pt FG outside the paint, jump shot made (7)
19:44				3 ABMAS M assist (3)
19:27	11 TATE J 2pt FG in the paint, driving layup missed			
19:24				22 LACIS F defensive rebound (1)
19:12				0 OBANOR K 3pt FG , jump shot missed
19:09	10 WILLIAMS J defensive rebound (3)			
19:06	4 DAVIS D 2pt FG fast break outside the paint, pull up jump shot made (4)	30-37	-7	
18:50		30-39	-9	22 LACIS F 2pt FG in the paint, driving layup made (5)
18:50				11 JURGENS C assist (2)
18:31	4 DAVIS D 2pt FG in the paint, driving layup made (6)	32-39	-7	
18:31	11 TATE J assist (2)			
18:14		32-42	-10	22 LACIS F 3pt FG , jump shot made (8)
18:14				2 THOMPSON K assist (3)
17:58	4 DAVIS D 2pt FG outside the paint, pull up jump shot made (8)	34-42	-8	
17:58	11 TATE J assist (3)			
17:44				3 ABMAS M 3pt FG , pull up jump shot missed
17:42	5 MOODY M defensive rebound (4)			
17:37	0 SMITH J 2pt FG outside the paint, floating jump shot missed			
17:36				defensive rebound (23)
17:23		34-44	-10	3 ABMAS M 2pt FG in the paint, pull up jump shot made (14)
17:03	11 TATE J 2pt FG in the paint, driving layup missed			
17:01				0 OBANOR K defensive rebound (10)
16:49	11 TATE J foul drawn (3)			0 OBANOR K foul offensive (2 - 1)
16:49				0 OBANOR K turnover offensive (3)
16:33	5 MOODY M 2pt FG from turnover outside the paint, pull up jump shot missed			
16:30				0 OBANOR K defensive rebound (11)
16:22				2 THOMPSON K 3pt FG , jump shot missed
16:19	4 DAVIS D defensive rebound (4)			
16:13	4 DAVIS D 2pt FG outside the paint, step back jump shot missed			
16:12				defensive dead ball rebound (3)
16:12	0 SMITH J foul loose ball (2 - 2)			22 LACIS F foul drawn (1)
16:12	1 NOTAE J substitution in			
16:12	10 WILLIAMS J substitution out			
15:49				11 JURGENS C 2pt FG in the paint, pull up jump shot blocked
15:49	5 MOODY M block (2)			
15:45	1 NOTAE J defensive rebound (3)			
15:41	1 NOTAE J 2pt FG in the paint, driving layup missed			



Officials: Keith Kimble, Joe Lindsay, Larry Scirotto

Game Time	ARK	Score	Diff	ORU
15:39				22 LACIS F defensive rebound (2)
15:26		34-46	-12	2 THOMPSON K 2pt FG in the paint, pull up jump shot made (6)
15:26				22 LACIS F assist (2)
15:21	Timeout 30 Sec			
15:21	Timeout media			
15:21	1 NOTAE J substitution out			
15:21	3 SILLS D substitution in			
15:14	11 TATE J 2pt FG outside the paint, floating jump shot made (12)	36-46	-10	
14:58	3 SILLS D steal (2)			2 THOMPSON K turnover lost ball (1)
14:51	5 MOODY M 2pt FG fast break from turnover in the paint, layup made (6)	38-46	-8	
14:51	11 TATE J assist (4)			
14:51	5 MOODY M foul drawn (2)			22 LACIS F foul shooting (2 - 2)
14:51	Timeout media			
14:51	5 MOODY M free throw fast break 1 - 1 made (7)	39-46	-7	
14:39		39-48	-9	3 ABMAS M 2pt FG in the paint, driving layup made (16)
14:33	5 MOODY M foul drawn (3)			22 LACIS F foul personal (3 - 3)
14:33				22 LACIS F substitution out
14:33				14 WEAVER D substitution in
14:29	5 MOODY M 2pt FG outside the paint, floating jump shot made (9)	41-48	-7	
14:29	3 SILLS D assist (3)			
14:03				11 JURGENS C 2pt FG in the paint, driving layup missed
14:00	11 TATE J defensive rebound (2)			
13:46	0 SMITH J 2pt FG in the paint, turnaround jump shot made (6)	43-48	-5	
13:25				14 WEAVER D 2pt FG outside the paint, pull up jump shot missed
13:22	3 SILLS D defensive rebound (4)			
13:19	4 DAVIS D foul drawn (2)			11 JURGENS C foul personal (2 - 4)
13:14	5 MOODY M foul offensive (1 - 3)			3 ABMAS M foul drawn (3)
13:14	5 MOODY M turnover offensive (2)			
12:57	4 DAVIS D foul drawn (3)			3 ABMAS M foul offensive (2 - 5)
12:57				3 ABMAS M turnover offensive (4)
12:44	5 MOODY M foul drawn (4)			3 ABMAS M foul shooting (3 - 6)
12:44	5 MOODY M free throw 1 - 2 made (10)	44-48	-4	
12:44	5 MOODY M free throw 2 - 2 made (11)	45-48	-3	
12:26				11 JURGENS C 3pt FG , jump shot missed
12:23	5 MOODY M defensive rebound (5)			
12:05	11 TATE J 2pt FG outside the paint, floating jump shot missed			
12:02				2 THOMPSON K defensive rebound (4)
11:51	Timeout media			
11:51				14 WEAVER D substitution out
11:51				22 LACIS F substitution in
11:37		45-51	-6	2 THOMPSON K 3pt FG , jump shot made (9)
11:37				0 OBANOR K assist (1)
11:14	0 SMITH J 2pt FG in the paint, floating jump shot made (8)	47-51	-4	
11:14	3 SILLS D assist (4)			
11:01	4 DAVIS D foul personal (3 - 4)			3 ABMAS M foul drawn (4)
10:47				11 JURGENS C 3pt FG , jump shot missed



Officials: Keith Kimble, Joe Lindsay, Larry Scirotto

Game Time	ARK	Score	Diff	ORU
10:44				22 LACIS F offensive rebound (3)
10:38	5 MOODY M foul shooting (2 - 5)			3 ABMAS M foul drawn (5)
10:38		47-52	-5	3 ABMAS M free throw 1 - 2 made (17)
10:38		47-53	-6	3 ABMAS M free throw 2 - 2 made (18)
10:21	5 MOODY M 2pt FG in the paint, driving layup missed			
10:18	0 SMITH J offensive rebound (6)			
10:18	0 SMITH J 2pt FG second chance in the paint, layup made (10)	49-53	-4	
10:15	11 TATE J foul personal (3 - 6)			0 OBANOR K foul drawn (3)
10:07				22 LACIS F 3pt FG , jump shot missed
10:04	4 DAVIS D defensive rebound (5)			
09:59	4 DAVIS D 2pt FG in the paint, floating jump shot missed			
09:57	0 SMITH J offensive rebound (7)			
09:53	11 TATE J 2pt FG second chance outside the paint, jump shot missed			
09:49	0 SMITH J offensive rebound (8)			
09:49	0 SMITH J 2pt FG second chance in the paint, layup missed			
09:49				22 LACIS F defensive rebound (4)
09:39		49-55	-6	3 ABMAS M 2pt FG in the paint, driving layup made (20)
09:39				22 LACIS F assist (3)
09:26	5 MOODY M foul drawn (5)			11 JURGENS C foul shooting (3 - 7)
09:26	5 MOODY M free throw 1 - 2 made (12)	50-55	-5	
09:26	5 MOODY M free throw 2 - 2 missed			
09:25	0 SMITH J offensive rebound (9)			
09:20	11 TATE J turnover bad pass (1)			22 LACIS F steal (1)
09:08				3 ABMAS M 2pt FG from turnover in the paint, driving layup missed
09:05	4 DAVIS D defensive rebound (6)			
09:03	4 DAVIS D turnover bad pass (2)			2 THOMPSON K steal (2)
08:59		50-57	-7	3 ABMAS M 2pt FG fast break from turnover in the paint, driving layup made (22)
08:59				2 THOMPSON K assist (4)
08:44	4 DAVIS D foul drawn (4)			11 JURGENS C foul shooting (4 - 8)
08:44	4 DAVIS D free throw 1 - 2 made (9)	51-57	-6	
08:44				11 JURGENS C substitution out
08:44				23 STEVENS S substitution in
08:44	4 DAVIS D free throw 2 - 2 made (10)	52-57	-5	
08:30	0 SMITH J steal (1)			0 OBANOR K turnover lost ball (4)
08:08	4 DAVIS D 2pt FG from turnover in the paint, driving layup blocked			
08:08				22 LACIS F block (2)
08:08	offensive rebound (34)			
08:06	5 MOODY M 2pt FG from turnover second chance in the paint, layup made (14)	54-57	-3	
08:06	11 TATE J assist (5)			
07:55	5 MOODY M foul personal (3 - 7)			3 ABMAS M foul drawn (6)
07:55	Timeout media			
07:55		54-58	-4	3 ABMAS M 1&1 free throw 1 made (23)
07:55				3 ABMAS M 1&1 free throw 2 missed
07:53	0 SMITH J defensive rebound (10)			
07:40	3 SILLS D 2pt FG in the paint, layup missed			
07:37	0 SMITH J offensive rebound (11)			



Officials: Keith Kimble, Joe Lindsay, Larry Scirotto

Game Time	ARK	Score	Diff	ORU
07:37	0 SMITH J 2pt FG second chance in the paint, layup made (12)	56-58	-2	
07:22				3 ABMAS M 3pt FG , jump shot missed
07:20	11 TATE J defensive rebound (3)			
07:01	5 MOODY M 3pt FG , step back jump shot missed			
06:59	4 DAVIS D offensive rebound (7)			
06:58	4 DAVIS D 2pt FG second chance in the paint, jump shot made (12)	58-58	0	
06:40				23 STEVENS S 3pt FG , jump shot missed
06:36				offensive rebound (30)
06:36				23 STEVENS S substitution out
06:36				5 JONES D substitution in
06:29				2 THOMPSON K 3pt FG second chance, jump shot missed
06:26	5 MOODY M defensive rebound (6)			
06:19	4 DAVIS D 2pt FG outside the paint, pull up jump shot missed			
06:17				22 LACIS F defensive rebound (5)
06:12				5 JONES D 2pt FG in the paint, layup missed
06:10	3 SILLS D defensive rebound (5)			
06:05	5 MOODY M 2pt FG in the paint, driving layup missed			
06:04	0 SMITH J offensive rebound (12)			
06:04	0 SMITH J 2pt FG second chance in the paint, layup missed			
06:04				defensive dead ball rebound (4)
06:04	0 SMITH J foul loose ball (3 - 8)			0 OBANOR K foul drawn (4)
06:04		58-59	-1	0 OBANOR K 1&1 free throw 1 made (8)
06:04		58-60	-2	0 OBANOR K 1&1 free throw 2 made (9)
05:46	5 MOODY M 2pt FG outside the paint, pull up jump shot missed			
05:43	11 TATE J offensive rebound (4)			
05:42	11 TATE J 2pt FG second chance in the paint, layup missed			
05:39	0 SMITH J offensive rebound (13)			
05:37	4 DAVIS D 2pt FG second chance outside the paint, floating jump shot missed			
05:35	offensive dead ball rebound (1)			
05:35	11 TATE J foul drawn (4)			22 LACIS F foul personal (4 - 9)
05:35	11 TATE J 1&1 free throw 1 made (13)	59-60	-1	
05:35	11 TATE J 1&1 free throw 2 made (14)	60-60	0	
05:24				5 JONES D 3pt FG , jump shot missed
05:22	3 SILLS D defensive rebound (6)			
05:01	11 TATE J 2pt FG in the paint, layup made (16)	62-60	2	
04:39		62-62	0	22 LACIS F 2pt FG in the paint, layup made (10)
04:39				2 THOMPSON K assist (5)
04:07	11 TATE J 2pt FG in the paint, layup made (18)	64-62	2	
04:07	4 DAVIS D assist (2)			
03:50	11 TATE J steal (1)			3 ABMAS M turnover lost ball (5)
03:46	5 MOODY M 2pt FG from turnover in the paint, driving layup missed			
03:43	4 DAVIS D offensive rebound (8)			
03:43	4 DAVIS D 2pt FG fast break from turnover second chance in the paint, layup made (14)	66-62	4	
03:31				Timeout 30 Sec
03:31				Timeout media
03:31				5 JONES D substitution out



Officials: Keith Kimble, Joe Lindsay, Larry Sciroto

Game Time	ARK	Score	Diff	ORU
03:31				11 JURGENS C substitution in
03:11				11 JURGENS C 2pt FG in the paint, driving layup blocked
03:11	5 MOODY M block (3)			
03:07				11 JURGENS C offensive rebound (6)
03:07		66-64	2	11 JURGENS C 2pt FG second chance in the paint, jump shot made (13)
02:40	5 MOODY M 2pt FG outside the paint, turnaround jump shot missed			
02:37	0 SMITH J offensive rebound (14)			
02:35	5 MOODY M 3pt FG second chance, jump shot missed			
02:32				2 THOMPSON K defensive rebound (5)
02:24		66-66	0	3 ABMAS M 2pt FG in the paint, driving layup made (25)
02:03	11 TATE J 2pt FG in the paint, driving layup made (20)	68-66	2	
01:48		68-68	0	0 OBANOR K 2pt FG in the paint, driving layup made (11)
01:48				3 ABMAS M assist (4)
01:48	11 TATE J foul shooting (4 - 9)			0 OBANOR K foul drawn (5)
01:48		68-69	-1	0 OBANOR K free throw 1 - 1 made (12)
01:34	11 TATE J 2pt FG in the paint, pull up jump shot made (22)	70-69	1	
01:21				22 LACIS F turnover lost ball (1)
00:55	5 MOODY M 2pt FG from turnover in the paint, turnaround jump shot blocked			
00:55				22 LACIS F block (3)
00:51				2 THOMPSON K defensive rebound (6)
00:34				0 OBANOR K 3pt FG , jump shot missed
00:31				22 LACIS F offensive rebound (6)
00:31	5 MOODY M foul shooting (4 - 10)			22 LACIS F foul drawn (2)
00:31				22 LACIS F free throw 1 - 2 missed
00:31				offensive dead ball rebound (5)
00:31		70-70	0	22 LACIS F free throw 2 - 2 made (11)
00:03	4 DAVIS D 2pt FG outside the paint, pull up jump shot made (16)	72-70	2	
00:03	11 TATE J assist (6)			
00:03				Timeout 60 Sec
00:03				Timeout 30 Sec
00:00				3 ABMAS M 3pt FG , pull up jump shot missed
00:00				offensive dead ball rebound (6)
END OF GAME				
ARK 72-70 ORU				



Officials: Keith Kimble, Joe Lindsay, Larry Sciroto

Oral Roberts - 35

NO.	Name	Min	FG			Rebounds			Fouls		TP	AS	TO	ST	Blocks		+/-
			M-A	3P	FT	OR	DR	TOT	PF	FD					BS	BA	
0	Kevin Obanor	F 20:00	2-4	0-2	3-3	0	2	2	1	4	7	1	2	0	0	0	-9
22	Francis Lacis	F 17:18	3-4	1-2	1-2	2	4	6	3	2	8	2	1	1	2	0	-3
2	Kareem Thompson	G 20:00	2-4	1-3	0-0	0	3	3	0	0	5	3	1	1	0	0	-9
3	Max Abmas	G 20:00	5-9	0-3	3-4	0	0	0	2	4	13	2	2	0	0	0	-9
11	Carlos Jurgens	G 14:47	1-6	0-2	0-0	1	0	1	3	0	2	1	0	0	0	2	1
14	DeShang Weaver	02:42	0-1	0-0	0-0	0	0	0	0	0	0	0	0	0	0	0	-6
23	Sheldon Stevens	02:08	0-1	0-1	0-0	0	0	0	0	0	0	0	0	0	0	0	-6
5	D'Mauria Jones	03:05	0-2	0-1	0-0	0	0	0	0	0	0	0	0	0	0	0	-4
Team						1	1	2			0		0				
Totals			13-31	2-14	7-9	4	10	14	9	10	35	9	6	2	2	2	-9

Shooting By Period		
2 nd FG%	13-31	41.9%
3PT%	2-14	14.3%
FT%	7-9	77.8%
GM FG%	13-31	41.9%
3PT%	2-14	14.3%
FT%	7-9	77.8%

Dead Ball Rebounds: 2, 2

Technical Fouls::NONE

Arkansas - 44

NO.	Name	Min	FG			Rebounds			Fouls		TP	AS	TO	ST	Blocks		+/-
			M-A	3P	FT	OR	DR	TOT	PF	FD					BS	BA	
0	Justin Smith	F 20:00	4-7	0-0	0-0	8	1	9	2	0	8	0	0	1	0	0	9
10	Jaylin Williams	F 03:48	0-0	0-0	0-0	0	1	1	1	0	0	0	0	0	0	0	-3
4	Davonte Davis	G 20:00	6-11	0-0	2-2	2	3	5	1	3	14	1	1	0	0	1	9
5	Moses Moody	G 20:00	3-12	0-2	4-5	0	3	3	4	4	10	0	1	0	2	1	9
11	Jalen Tate	G 20:00	5-10	0-0	2-2	1	2	3	2	2	12	5	1	1	0	0	9
1	JD Notae	00:51	0-1	0-0	0-0	0	1	1	0	0	0	0	0	0	0	0	-2
3	Desi Sills	15:21	0-1	0-0	0-0	0	3	3	0	0	0	2	0	1	0	0	14
Team						1	0	1			0		0				
Totals			18-42	0-2	8-9	12	14	26	10	9	44	8	3	3	2	2	9

Shooting By Period		
2 nd FG%	18-42	42.9%
3PT%	0-2	0.0%
FT%	8-9	88.9%
GM FG%	18-42	42.9%
3PT%	0-2	0.0%
FT%	8-9	88.9%

Dead Ball Rebounds: 1, 0

Technical Fouls::NONE

	ORU	ARK
Biggest lead	12 (2 nd 15:26)	4 (2 nd 3:43)
Best Scoring Run	4(2 nd 15:26)	6(2 nd 12:44)
Lead Changes	3	
Times Tied	6	
Time with Lead	13:29	03:26

Points from	ORU	ARK
Turnovers	2	9
Paint	20	26
Second Chance	5	12
Fast Breaks	2	7
Bench	0	0

	Period by Period Scoring		
	1st	2nd	TOT
ORU	35	35	70
ARK	28	44	72




Officials: Keith Kimble, Joe Lindsay, Larry Sciroto

{ Players => 0, 1, 2, 3, 4, 5, 10, 11, 12, 13, 14, 22, 23, 24, 33; } FG
 Types => All; Results => All;

{ Players => 0, 1, 2, 3, 4, 5, 10, 11, 11, 12, 13, 14, 22, 22, 23, 30, 45,
 99; } FG Types => All; Results => All;

Arkansas

Oral Roberts



Arkansas	M/A	%
Field Goals	29/77	38
2 Points	28/68	41
3 Points	1/9	11
Free Throws	13/15	87

Oral Roberts	M/A	%
Field Goals	26/61	43
2 Points	18/30	60
3 Points	8/31	26
Free Throws	10/13	77

**Oral Roberts at Arkansas**03/27/21 Bankers Life Fieldhouse, Indianapolis, IN
NCAA Division I Men's Basketball Championship - Sweet 16

Officials: Keith Kimble, Joe Lindsay, Larry Sciroto

Oral Roberts

No	Name	Mins		Score		Points Diff		Points per Min		Assists		Rebounds		Steals		Turnovers	
		On	Off	On	Off	On	Off	On	Off	On	Off	On	Off	On	Off	On	Off
0	Kevin Obanor	40:00	00:00	70 - 72	0 - 0	-2	0	1.75	0.00	16	0	35	0	3	0	13	0
2	Kareem Thompson	37:28	02:32	70 - 66	0 - 6	4	-6	1.87	0.00	16	0	34	1	3	0	11	2
3	Max Abmas	40:00	00:00	70 - 72	0 - 0	-2	0	1.75	0.00	16	0	35	0	3	0	13	0
5	D'Mauria Jones	03:05	36:55	4 - 8	66 - 64	-4	2	1.30	1.79	1	15	1	34	0	3	1	12
11	Carlos Jurgens	34:47	05:13	65 - 57	5 - 15	8	-10	1.87	0.96	15	1	33	2	3	0	11	2
14	DeShang Weaver	10:37	29:23	14 - 18	56 - 54	-4	2	1.32	1.91	3	13	7	28	0	3	2	11
22	Francis Lacis	29:23	10:37	56 - 54	14 - 18	2	-4	1.91	1.32	13	3	28	7	3	0	11	2
23	Sheldon Stevens	04:40	35:20	1 - 13	69 - 59	-12	10	0.21	1.95	0	16	2	33	0	3	3	10

Arkansas

No	Name	Mins		Score		Points Diff		Points per Min		Assists		Rebounds		Steals		Turnovers	
		On	Off	On	Off	On	Off	On	Off	On	Off	On	Off	On	Off	On	Off
0	Justin Smith	38:30	01:30	72 - 64	0 - 6	8	-6	1.87	0.00	13	0	45	1	7	0	10	0
1	JD Notae	12:58	27:02	17 - 24	55 - 46	-7	9	1.31	2.03	3	10	12	34	4	3	4	6
3	Desi Sills	27:54	12:06	56 - 45	16 - 25	11	-9	2.01	1.32	10	3	34	12	6	1	7	3
4	Davonte Davis	34:28	05:32	66 - 62	6 - 8	4	-2	1.91	1.08	12	1	39	7	4	3	6	4
5	Moses Moody	37:40	02:20	69 - 64	3 - 6	5	-3	1.83	1.29	12	1	45	1	7	0	10	0
10	Jaylin Williams	09:07	30:53	12 - 18	60 - 52	-6	8	1.32	1.94	3	10	10	36	0	7	3	7
11	Jalen Tate	37:53	02:07	68 - 67	4 - 3	1	1	1.79	1.89	12	1	44	2	7	0	10	0
24	Ethan Henderson	01:30	38:30	0 - 6	72 - 64	-6	8	0.00	1.87	0	13	1	45	0	7	0	10

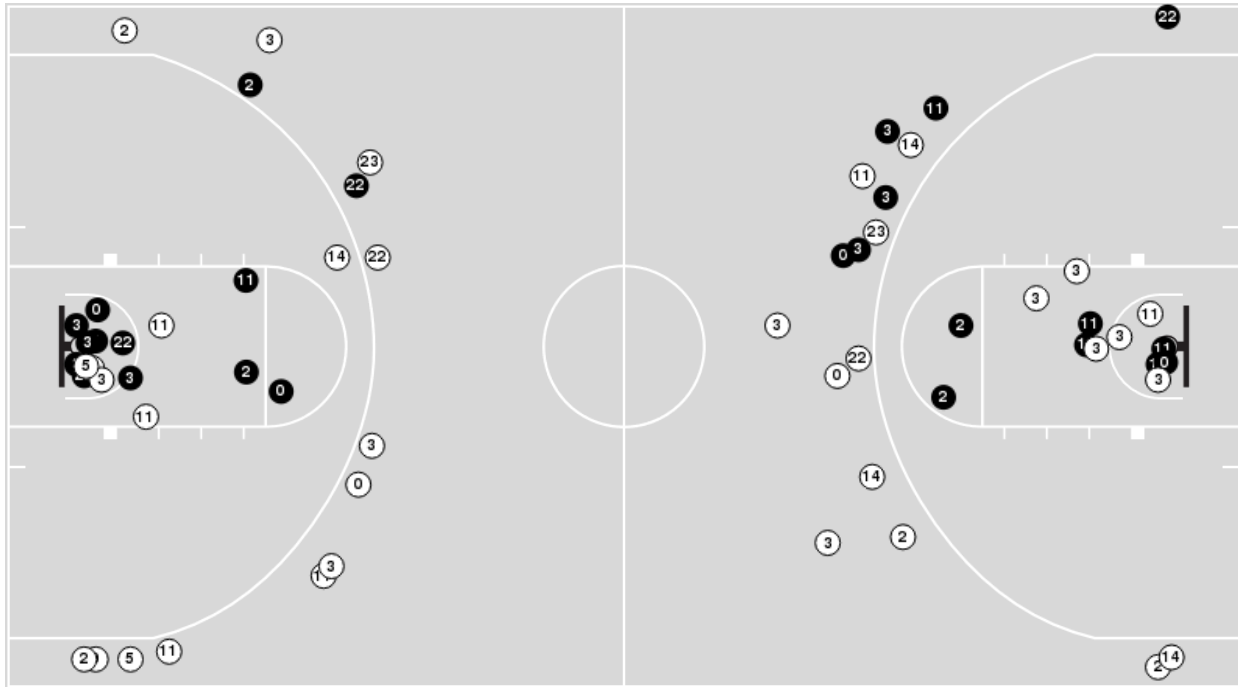


Officials: Keith Kimble, Joe Lindsay, Larry Sciroto

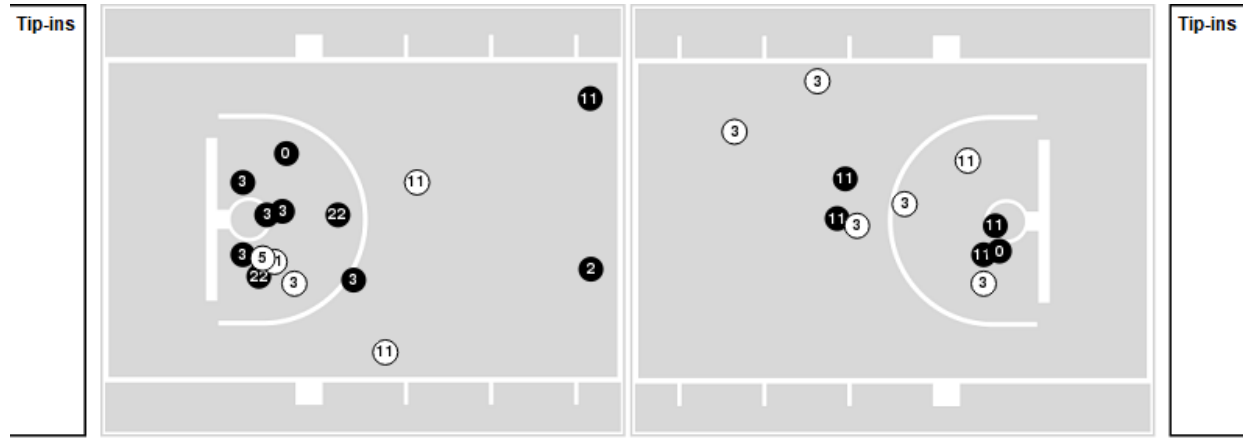
Players => 0, 1, 2, 3, 4, 5, 10, 11, 11, 12, 13, 14, 22, 22, 23, 30, 45, 99FG Types=>AllResults=>All

Oral Roberts

All Field Goals



Blow Up Chart



● Made ○ Missed N - Player Number

Oral Roberts	M/A	%
Field Goals	26/61	43
2 Points	18/30	60
3 Points	8/31	26
Free Throws	10/13	77

Oral Roberts	M/A	%
Points in the Paint	30 (15 / 26)	58
Fast Break Points	10 (4/4)	100
Second Chance Points	8 (5/9)	56
Effective FG%	49	

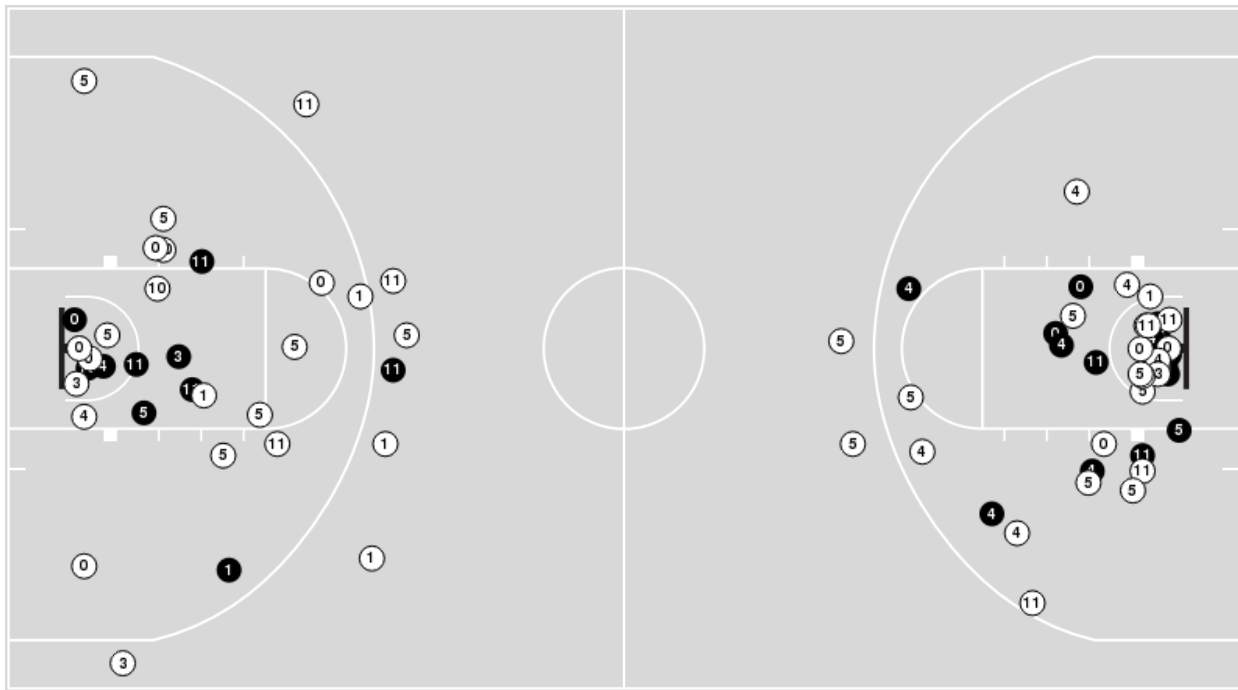


Officials: Keith Kimble, Joe Lindsay, Larry Sciroto

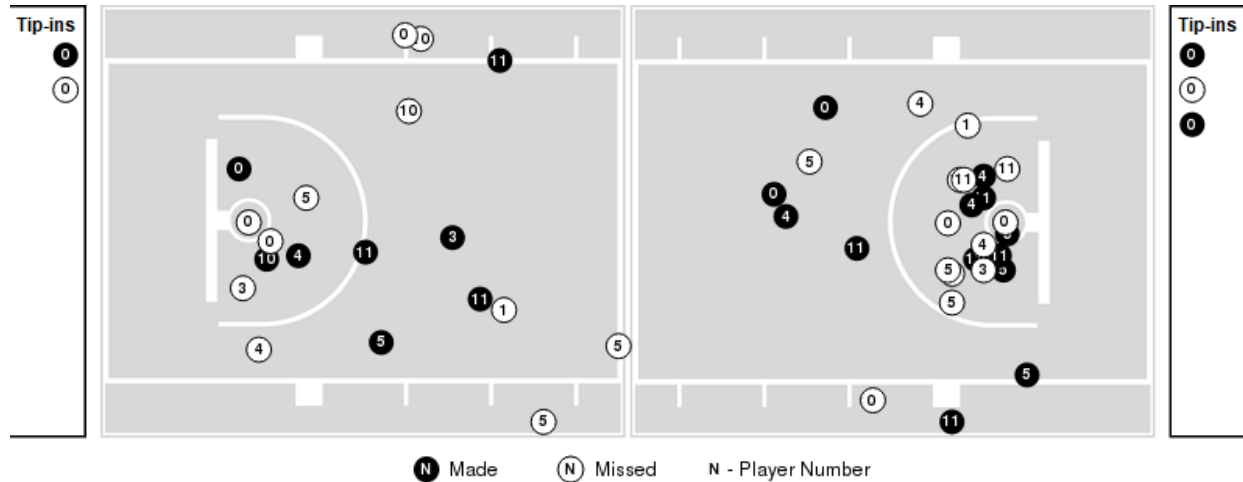
Players => 0, 1, 2, 3, 4, 5, 10, 11, 12, 13, 14, 22, 23, 24, 33 FG Types=>All Results=>All

Arkansas

All Field Goals



Blow Up Chart



Arkansas	M/A	%
Field Goals	29/77	38
2 Points	28/68	41
3 Points	1/9	11
Free Throws	13/15	87

Arkansas	M/A	%
Points in the Paint	42 (21 / 42)	50
Fast Break Points	11 (7/7)	100
Second Chance Points	18 (10/19)	53
Effective FG%	38	



Officials: Keith Kimble, Joe Lindsay, Larry Scirotto

Oral Roberts

Lineup	Quarter On	Time On	Quarter Off	Time Off	Time on Court	Score	Score Diff	Reb	Stl	Tov	Ass	PPP
0- Obanor K/ 2- Thompson K/ 3- Abmas M/ 11- Jurgens C/ 22- Lacis F/	1	20:00	1	14:41	05:19	9-6	3	7	1	1	3	1.0000
0- Obanor K/ 2- Thompson K/ 3- Abmas M/ 11- Jurgens C/ 14- Weaver D/	1	14:41	1	12:58	01:43	6-1	5	2	0	0	1	1.5000
0- Obanor K/ 3- Abmas M/ 11- Jurgens C/ 14- Weaver D/ 23- Stevens S/	1	12:58	1	11:31	01:27	0-6	-6	0	0	1	0	0.0000
0- Obanor K/ 3- Abmas M/ 11- Jurgens C/ 22- Lacis F/ 23- Stevens S/	1	11:31	1	10:26	01:05	0-0	0	1	0	1	0	0.0000
0- Obanor K/ 2- Thompson K/ 3- Abmas M/ 11- Jurgens C/ 22- Lacis F/	1	10:26	1	07:54	02:32	4-6	-2	2	0	2	1	0.8000
0- Obanor K/ 2- Thompson K/ 3- Abmas M/ 11- Jurgens C/ 14- Weaver D/	1	07:54	1	03:09	04:45	8-5	3	4	0	0	2	1.0000
0- Obanor K/ 2- Thompson K/ 3- Abmas M/ 11- Jurgens C/ 22- Lacis F/	1	03:09	2	14:33	08:36	21-15	6	10	0	4	4	1.1194
0- Obanor K/ 2- Thompson K/ 3- Abmas M/ 11- Jurgens C/ 14- Weaver D/	2	14:33	2	11:51	02:42	0-6	-6	1	0	1	0	0.0000
0- Obanor K/ 2- Thompson K/ 3- Abmas M/ 11- Jurgens C/ 22- Lacis F/	2	11:51	2	08:44	03:07	9-6	3	2	2	0	3	1.5306
0- Obanor K/ 2- Thompson K/ 3- Abmas M/ 22- Lacis F/ 23- Stevens S/	2	08:44	2	06:36	02:08	1-7	-6	1	0	1	0	0.3472
0- Obanor K/ 2- Thompson K/ 3- Abmas M/ 5- Jones D/ 22- Lacis F/	2	06:36	2	03:31	03:05	4-8	-4	1	0	1	1	0.6803
0- Obanor K/ 2- Thompson K/ 3- Abmas M/ 11- Jurgens C/ 22- Lacis F/	2	03:31	2	00:00	03:31	8-6	2	4	0	1	1	1.2658



Officials: Keith Kimble, Joe Lindsay, Larry Sciroto

Arkansas

Lineup	Quarter On	Time On	Quarter Off	Time Off	Time on Court	Score	Score Diff	Reb	Stl	Tov	Ass	PPP
0- Smith J/ 4- Davis D/ 5- Moody M/ 10- Williams J/ 11- Tate J/	1	20:00	1	14:41	05:19	6-9	-3	7	0	3	1	0.5515
0- Smith J/ 1- Notae J/ 3- Sills D/ 4- Davis D/ 11- Tate J/	1	14:41	1	14:28	00:13	1-0	1	0	0	0	0	2.2727
1- Notae J/ 3- Sills D/ 4- Davis D/ 11- Tate J/ 24- Henderson E/	1	14:28	1	12:58	01:30	0-6	-6	1	0	0	0	0.0000
0- Smith J/ 1- Notae J/ 3- Sills D/ 4- Davis D/ 11- Tate J/	1	12:58	1	12:21	00:37	2-0	2	0	0	0	1	2.0000
0- Smith J/ 1- Notae J/ 4- Davis D/ 5- Moody M/ 11- Tate J/	1	12:21	1	11:15	01:06	4-0	4	1	1	0	0	1.6393
0- Smith J/ 1- Notae J/ 3- Sills D/ 5- Moody M/ 11- Tate J/	1	11:15	1	05:43	05:32	6-8	-2	7	3	4	1	0.5515
0- Smith J/ 3- Sills D/ 4- Davis D/ 5- Moody M/ 11- Tate J/	1	05:43	1	03:09	02:34	5-4	1	2	0	0	1	1.2500
0- Smith J/ 1- Notae J/ 4- Davis D/ 5- Moody M/ 11- Tate J/	1	03:09	1	02:07	01:02	0-5	-5	0	0	0	0	0.0000
0- Smith J/ 1- Notae J/ 3- Sills D/ 4- Davis D/ 5- Moody M/	1	02:07	2	20:00	02:07	4-3	1	2	0	0	1	0.8000
0- Smith J/ 4- Davis D/ 5- Moody M/ 10- Williams J/ 11- Tate J/	2	20:00	2	16:12	03:48	6-9	-3	3	0	0	2	0.7500
0- Smith J/ 1- Notae J/ 4- Davis D/ 5- Moody M/ 11- Tate J/	2	16:12	2	15:21	00:51	0-2	-2	1	0	0	0	0.0000
0- Smith J/ 3- Sills D/ 4- Davis D/ 5- Moody M/ 11- Tate J/	2	15:21	2	00:00	15:21	38-24	14	22	3	3	6	1.3591



Officials: Keith Kimble, Joe Lindsay, Larry Sciroto

Oral Roberts

Lineup	Time	Score	Score Diff	Pts/Min	Reb	Stl	Tov	Ass	PPP
0- Obanor K/ 2- Thompson K/ 3- Abmas M/ 11- Jurgens C/ 22- Lacin F/	23:05	51-39	12	2.2094	25	3	8	12	1.1343
0- Obanor K/ 2- Thompson K/ 3- Abmas M/ 11- Jurgens C/ 14- Weaver D/	09:10	14-12	2	1.5273	7	0	1	3	0.8750
0- Obanor K/ 2- Thompson K/ 3- Abmas M/ 5- Jones D/ 22- Lacin F/	03:05	4-8	-4	1.2973	1	0	1	1	0.6803
0- Obanor K/ 2- Thompson K/ 3- Abmas M/ 22- Lacin F/ 23- Stevens S/	02:08	1-7	-6	0.4688	1	0	1	0	0.3472
0- Obanor K/ 3- Abmas M/ 11- Jurgens C/ 14- Weaver D/ 23- Stevens S/	01:27	0-6	-6	0.0000	0	0	1	0	0.0000
0- Obanor K/ 3- Abmas M/ 11- Jurgens C/ 22- Lacin F/ 23- Stevens S/	01:05	0-0	0	0.0000	1	0	1	0	0.0000



Officials: Keith Kimble, Joe Lindsay, Larry Scirotto

Arkansas

Lineup	Time	Score	Score Diff	Pts/Min	Reb	Stl	Tov	Ass	PPP
0- Smith J/ 3- Sills D/ 4- Davis D/ 5- Moody M/ 11- Tate J/	17:55	43-28	15	2.4000	24	3	3	7	1.3454
0- Smith J/ 4- Davis D/ 5- Moody M/ 10- Williams J/ 11- Tate J/	09:07	12-18	-6	1.3163	10	0	3	3	0.6356
0- Smith J/ 1- Notae J/ 3- Sills D/ 5- Moody M/ 11- Tate J/	05:32	6-8	-2	1.0843	7	3	4	1	0.5515
0- Smith J/ 1- Notae J/ 4- Davis D/ 5- Moody M/ 11- Tate J/	02:59	4-7	-3	1.3408	2	1	0	0	0.7353
0- Smith J/ 1- Notae J/ 3- Sills D/ 4- Davis D/ 5- Moody M/	02:07	4-3	1	1.8898	2	0	0	1	0.8000
1- Notae J/ 3- Sills D/ 4- Davis D/ 11- Tate J/ 24- Henderson E/	01:30	0-6	-6	0.0000	1	0	0	0	0.0000
0- Smith J/ 1- Notae J/ 3- Sills D/ 4- Davis D/ 11- Tate J/	00:50	3-0	3	3.6000	0	0	0	1	2.0833