

## 2020-21 SCHEDULE / RESULTS

NOVEMBER 2-0					
25	Wed	MISSISSIPPI VALLEY STATE	SECN Plus	W 142 62	Fayetteville, Ark. • Bud Walton Arena/Nolan Richardson Court
28	Sat	NORTH TEXAS	SECN Plus	W 69 54	Fayetteville, Ark. • Bud Walton Arena/Nolan Richardson Court
DECEMBER 7-0					
2	Wed	UT Arlington	SEC Network	W 72 60	Fayetteville, Ark. • Bud Walton Arena/Nolan Richardson Court
5	Sat	LIPSCOMB	SECN Plus	W 86 50	Fayetteville, Ark. • Bud Walton Arena/Nolan Richardson Court
8	Tues	at Tulsa	ESPN+	Canceled	Tulsa, Okla. • Donald W. Reynolds Center Tulsa COVID-19 protocols
9	Wed	SOUTHERN	SECN Plus	W 79 44	Fayetteville, Ark. • Bud Walton Arena/Nolan Richardson Court
12	Sat	CENTRAL ARKANSAS	SECN Alt.	W 100 75	Fayetteville, Ark. • Bud Walton Arena/Nolan Richardson Court
20	Sun	ORAL ROBERTS	SEC Network	W 87 76	Fayetteville, Ark. • Bud Walton Arena/Nolan Richardson Court
22	Tues	ABILENE CHRISTIAN	SEC Network	W 85 72	Fayetteville, Ark. • Bud Walton Arena/Nolan Richardson Court
30	Wed	Auburn	ESPN2	W 97 85	Auburn, Ala. • Auburn Arena
JANUARY 5-4					
2	Sat	#12/12 MISSOURI *	CBS	L 68 81	Fayetteville, Ark. • Bud Walton Arena/Nolan Richardson Court
6	Sat	at #9/8 Tennessee *	ESPN2	L 74 79	Knoxville, Tenn. • Thompson-Boling Arena
9	Tues	GEORGIA *	SEC Network	W 99 69	Fayetteville, Ark. • Bud Walton Arena/Nolan Richardson Court
13	Wed	at LSU *	ESPN2	L 76 92	Baton Rouge, La. • Pete Maravich Assembly Center
16	Sat	at #RV/24 Alabama *	SEC Network	L 59 90	Tuscaloosa, Ala. • Coleman Coliseum
20	Wed	AUBURN *	SEC Network	W 75 73	Fayetteville, Ark. • Bud Walton Arena/Nolan Richardson Court
23	Sat	at Vanderbilt *	SEC Network	W 92 71	Nashville, Tenn. • Memorial Gymnasium
27	Wed	OLE MISS *	SEC Network	W 74 59	Fayetteville, Ark. • Bud Walton Arena/Nolan Richardson Court
30	Sat	at Oklahoma State	ESPN2	L 77 81	Stillwater, Okla. • Gallagher-Iba Arena/Eddie Sutton Court
FEBRUARY 6-0					
2	Tues	MISSISSIPPI STATE *	SEC Network	W 61 45	Fayetteville, Ark. • Bud Walton Arena/Nolan Richardson Court
9	Tues	at Kentucky *	ESPN	W 81 80	Lexington, Ky. • Rupp Arena
13	Sat	at #10/10 Missouri *	ESPN2	W (OT) 86 81	Columbia, Mo. • Mizzou Arena
16	Tues	FLORIDA *	ESPN2	W 75 64	Fayetteville, Ark. • Bud Walton Arena/Nolan Richardson Court
20	Sat	at Texas A&M *	SEC Network	Canceled	Bryan-College Station, Texas • Reed Arena A&M COVID-19 protocols
24	Wed	#6/7 ALABAMA *	ESPN2	W 81 66	Fayetteville, Ark. • Bud Walton Arena/Nolan Richardson Court
27	Sat	LSU *	ESPN2	W 83 75	Fayetteville, Ark. • Bud Walton Arena/Nolan Richardson Court
MARCH (All Times CT)					
2	Tues	at South Carolina *	SEC Network	W 101 73	Columbia, S.C. • Colonial Life Arena
6	Sat	TEXAS A&M *	SEC Network	W 87 80	Fayetteville, Ark. • Bud Walton Arena/Nolan Richardson Court Rescheduled from 2/6
12	Fri	#7 seed Missouri ^	SEC Network	W 70 64	Nashville, Tenn. • Bridgestone Arena SEC Quarterfinal
13	Sat	#3 seed LSU ^	ESPN	L 71 78	Nashville, Tenn. • Bridgestone Arena SEC Semifinal
19	Fri	#14 seed Colgate *	truTV	11:45 am	Indianapolis, Ind. • Bankers Life Fieldhouse NCAA 1st Round

\*- SEC Game || HOME GAMES IN CAPS  
^ - SEC Tournament (Nashville, Tenn. - Bridgestone Arena)  
+ - NCAA Tournament (Indianapolis, Ind.)

### ARKANSAS BASKETBALL

1994 NATIONAL CHAMPION

1995 NATIONAL RUNNER-UP

3 NAISMITH HALL OF FAMERS

6 FINAL FOURS

10 ELITE EIGHTS

32 ALL-AMERICANS

34 NCAA BERTHS

39 NBA DRAFT PICKS

# ARKANSAS RAZORBACKS

## 2021 NCAA TOURNAMENT - SOUTH REGION

First Round • Mar. 15, 2021 • Indianapolis, Ind. • Bankers Life Fieldhouse



#10/10 #3 SEED **ARKANSAS RAZORBACKS** OVERALL 22-6 SEC 13-4  
Eric Musselman (San Diego '87) at UA: 42-18 (2nd) Collegiate: 152-52 (6th)



#14 SEED **COLGATE RAIDERS** OVERALL 14-1 PATRIOT 11-1  
Matt Lange (Penn '00) at CU: 153-152 (10th) Collegiate: Same



**TV NETWORK**  
Spero Dedes (PxP)  
Brendan Haywood (Analyst)  
Lauren Shehadi (Sideline)



**RAZORBACK SPORTS NETWORK**  
Chuck Barrett (PxP)  
Matt Zimmerman (Analyst)

**WESTWOOD ONE**  
Kevin Kugler (PxP)  
P.J. Carlesimo (Analyst)

**SiriusXM**  
XM: 207 • Sirius: 137  
Online Channel: 967



**LIVE STATS / WATCH ESPN ONLINE**  
www.Arkansas.StatBroadcast.com  
https://www.ncaa.com/march-madness-live/watch



### Arkansas at the NCAA

- Arkansas earns its 34th NCAA bid and is playing in its 33rd tournament (the 1944 team earned a bid but could not play due to an automobile accident). Arkansas is 42-32 in the NCAA.
- ^ 1994 NCAA Champion
- ^ 1995 NCAA Runner-Up
- ^ Final Fours: 1995, 1994, 1990, 1978, 1945, 1941

- This is the second time in program history Arkansas has earned a No. 3 seed and the 12th time to be a top-4 seed since the NCAA began its current seeding process in 1979. The only other time Arkansas was a No. 3 seed was for the 1992 NCAA Tournament. Arkansas was a No. 1 seed in 1994 and 1991; a No. 2 seed in 1995, 1984 and 1979; and a No. 4 seed in 1999, 1993, 1990, 1983 and 1982.

### Arkansas vs Colgate

- This will be the first meeting between Arkansas and Colgate.
- Arkansas has only played three current members of the Patriot League and are 2-1 including 1-1 versus Bucknell and 1-0 versus Holy Cross.
- Eric Musselman has never faced Colgate as a collegiate head coach nor has he faced a team from the Patriot League.

### Razorbacks Rewarded

- MOSES MOODY**
  - 2nd Team NCAA March Madness All-America
  - Kyle Macy National Freshman of the Year Finalist
  - NABC and USBWA All-Region
  - Consensus first team All-SEC
  - SEC Freshman of the Year (coaches) and SEC Newcomer of the Year (AP).
- JD NOTAE**
  - National Sixth Man of the Year by Bleacher Report
  - SEC Sixth Man of the Year by the league's coaches.
- ERIC MUSSELMAN**
  - Jim Phalen Coach of the Year Finalist
  - Werner Ladder Naismith Men's Coach of the Year Semifinalist

### Hogs #10 in Polls

- Arkansas fell two spots to #10 in both polls after falling in the SEC semifinals to snap a 12-game SEC win streak. Overall, Arkansas won 12 of its final 14 games heading into

[www.ArkansasRazorbacks.com](http://www.ArkansasRazorbacks.com)



@RazorbackMBB  
@EricPMusselman  
@RazorbackMBBRec



@RazorbackMBB  
@ericpmusselman



/RazorbackMBB

Arkansas SID: Mike Cawood • [tmcawood@uark.edu](mailto:tmcawood@uark.edu) • 479-236-2090



### AT THE NCAA TOURNEY

(full NCAA Tourney history on p. 55)

Overall:	Years	RECORD
1st Rd:	16-8	
2nd Rd:	9-10	
Sweet 16:	6-4	
Elite 8:	6-4	
Final Four:	2-4	
Consolation:	2-1	
Championship:	1-1	

### SEED HISTORY

(since current seed process in 1979)

SEED	Years	RECORD
1	1994, 1991	9-1
2	1995, 1984, 1979	7-3
3	1992	1-1
4	1999, 1993, 1990, 1983, 1982	8-6
5	2015, 1989, 1981	4-3
6	1998	1-1
7	2018, 2001	0-2
8	2017, 2006	1-2
9	2008, 2000, 1985	2-3
10	1980	0-1
11	1988	0-1
12	2007, 1996	2-2

### Razorbacks in Indy

#### JUSTIN SMITH

- Played (and graduated in) 3 seasons at Indiana

#### ERIC MUSSELMAN

- Made a 3-pointer in the first round 1987 NCAA Tournament with San Diego versus Auburn in the RCA Dome. Auburn won 62-61.
- Coached against the Indiana Pacers as head coach of the Golden State Warriors and Sacramento Kings.
- Was a long-time NBA assistant coach, Timberwolves (1990-91), Magic (1998-00), Hawks (2000-02), Grizzlies (2004-06).

#### CLAY MOSER

- Faced the Pacers numerous time as a long-time NBA assistant coach from 2005-19.

#### COREY WILLIAMS


- Played against the Pacers as a member of the 1992-93 Chicago Bulls.

#### EARL BOYKINS


- Played against the Pacers as a 13-year NBA veteran.



MOSES MOODY



JUSTIN SMITH



JD NOTAE



ERIC MUSSELMAN

- IN THE SEC 3RD IN PPG 8TH IN FG% 9TH IN FT% 12TH IN 3PT% 16TH IN REBS - 3RD AMONG NCAA FR IN PPG

- LAST 14 (12-2): 3 Double-Doubles 14.5 PTS/GM 7.1 REB/GM 60.4 FG% 2.3 ASSISTS/GM

- SEC 6th Man of the Year - Bleacher Report National Sixth Man of the Year 13.3 ppg - 2nd on TM 23.3 PPG / 40 min

**MUSSELMAN PLAYERS IN THE NBA**  
CALEB MARTIN  
CODY MARTIN  
JALEN HARRIS  
ISAIAH JOE  
MASON JONES

**TV/RADIO ROSTER**



**0 • Justin SMITH**  
M.S. - Operations Management



**1 • JD NOTAE**  
Recreation and Sport Management



**2 • Vance JACKSON Jr.**  
M.Ed. - Adult & Lifelong Learning



**3 • Desi SILLS**  
Recreation and Sport Management



**4 • Davonte "Devo" DAVIS**  
Recreation and Sport Management



**5 • Moses MOODY**  
Undecided



**10 • Jaylin WILLIAMS**  
Recreation and Sport Management



**11 • Jalen TATE**  
M.Ed. - Adult & Lifelong Learning



**12 • Khalel "KK" ROBINSON**  
Recreation and Sport Management



**13 • Emeka OBUKWELE**  
Biology/Pre-Med



**20 • Kamani JOHNSON**  
Communications



**22 • Abayomi "Baybe" IYIOLA**  
Business Accounting



**23 • Connor VANOVER**  
Communications



**24 • Ethan HENDERSON**  
Recreation and Sport Management



**33 • Bryson MOREHEAD**  
Engineering



**ERIC MUSSELMAN**  
Head Coach



**David PATRICK**  
Associate Head Coach



**Clay MOSER**  
Assistant Coach



**Corey WILLIAMS**  
Assistant Coach



**Anthony RUTA**  
Dir-Operations



**Earl BOYKINS**  
Dir.-S/A Develop.



**Hays MYERS**  
Special Asst. to HC



**Michael MUSSELMAN**  
Dir.-Recruiting



**Patrick ACKERMAN**  
Recruiting Coord.



**Riley HALL**  
Video Coord.

**NUMERICAL ROSTER**

No.	Name	Pos.	Yr.	Ht.	Wt.	Hometown	Previous School
0	Justin Smith	F	Gr.	6-7	230	Buffalo Grove, Ill.	Indiana
1	JD Notae	G	R-Jr.	6-1	195	Covington, Ga.	Jacksonville
2	Vance Jackson Jr.	F	Gr.Sr.	6-9	238	Pasadena, Calif.	New Mexico
3	Desi Sills	G	Jr.	6-2	200	Jonesboro, Ark.	Jonesboro HS
4	Davonte "Devo" Davis	G	Fr.	6-3	180	Jacksonville, Ark.	Jacksonville HS
5	Moses Moody	G	Fr.	6-6	205	Little Rock, Ark.	Montverde Acad.
10	Jaylin Williams	F	Fr.	6-10	245	Fort Smith, Ark.	Northside HS
11	Jalen Tate	G	Gr.Sr.	6-6	175	Pickerington, Ohio	Northern Ky.
12	Khalel "KK" Robinson	G	Fr.	6-0	175	Little Rock, Ark.	Oak Hill Acad.
13	Emeka Obukwelu	F	Sr.	6-8	235	Plano, Texas	UT Tyler
20	Kamani Johnson	F	Jr.	6-7	215	Brooklyn, N.Y.	Little Rock
22	Abayomi "Baybe" Iyiola	F	R-Jr.	6-9	230	Atlanta, Ga.	Stetson
23	Connor Vanover	F	R-So.	7-3	247	Little Rock, Ark.	California
24	Ethan Henderson	F	Jr.	6-8	210	Little Rock, Ark.	Parkview HS
33	Bryson Morehead	F	Fr.	6-8	160	Katy, Texas	Obra D. Tompkins HS

**COACHES/STAFF**

Head Coach: ..... Eric Musselman (San Diego, 1987)  
 Associate Head Coach: ..... David Patrick (UL Lafayette, 2000)  
 Assistant Coach: ..... Clay Moser (Wisconsin-La Crosse, 1987)  
 Assistant Coach: ..... Corey Williams (Oklahoma State, 2002)  
 Director of Operations: ..... Anthony Ruta (Arizona State, 2012)  
 Special Assistant to Head Coach: ..... Hays Myers (LSU, 2016)  
 Director of Student-Athlete Development: ..... Earl Boykins (Eastern Michigan, 1998)  
 Video Coordinator: ..... Riley Hall (Arkansas, 2016)  
 Director of Recruiting: ..... Michael Musselman (San Diego, 2018)  
 Recruiting Coordinator: ..... Patrick Ackerman (Detroit Mercy, 2016)  
 Head Strength Coach: ..... Dave Richardson (Louisiana-Monroe, 1989)  
 Graduate Assistants:  
 Tyson Batiste (Central Connecticut State, 2019) • Jeremiah Bonsu (Dayton, 2017) • Caleb Cline (South Dakota, 2020) • Alex Delleit (Arkansas, 2018) • Colin Donnelly (Michigan State, 2019) • Raheem Martin (Greensboro College, 2016) • Elijah Roth (Arizona, 2020)  
 Student Assistant: ..... Khalil Garland

**PRONUNCIATION**

#1 JD Notae ..... No-Tay  
 #3 Desi Sills ..... DEZ-ee  
 #12 Khalel Robinson ..... Kay-lin  
 #13 Emeka Obukwelu ..... Eh-MEH-kuh Oh-Boo-Quay-Lu  
 #22 Abayomi Iyiola ..... ah-Bah-YUM-ee EE-EE-oh-la  
 ^ goes by "Baybe" ..... Bay-Bey  
 Anthony Ruta ..... R00-tuh

**ROSTER BY STATE**

<b>ARKANSAS (7)</b>	<b>ILLINOIS (1)</b>
Davonte Davis Jacksonville	Justin Smith Buffalo Grove
Ethan Henderson Little Rock	
Moses Moody Little Rock	<b>NEW YORK (1)</b>
Khalel Robinson Little Rock	Kamani Johnson Brooklyn
Desi Sills Jonesboro	
Connor Vanover Little Rock	<b>TEXAS (2)</b>
Jaylin Williams Fort Smith	Emeka Obukwelu Plano
	Bryson Morehead Katy
<b>CALIFORNIA (1)</b>	<b>OHIO (1)</b>
Vance Jackson Jr. Pasadena	Jalen Tate Pickerington
<b>GEORGIA (2)</b>	
Abayomi Iyiola Atlanta	
JD Notae Covington	

**ROSTER BY CLASS**

<b>GRADUATE SENIOR (4)</b>	<b>SOPHOMORE (1)</b>
Vance Jackson Jr.	Connor Vanover (Redshirt)
Justin Smith	
Jalen Tate	<b>FRESHMAN (5)</b>
	Davonte Davis
<b>SENIOR (1)</b>	Moses Moody
Emeka Obukwelu	Bryson Morehead
	Khalel Robinson
<b>JUNIOR (4)</b>	Jaylin Williams
Abayomi Iyiola (Redshirt)	
Ethan Henderson	
Kamani Johnson	
JD Notae (Redshirt)	
Desi Sills	



## ABOUT ARKANSAS

Location.....	Fayetteville, Ark.
Enrollment.....	27,559
Founded.....	1871
Colors.....	Cardinal (PMS 201) and White
Nickname.....	Razorbacks
Conference.....	Southeastern (SEC)
System Pres.....	Dr. Donald R. Bobbitt (Arkansas, 1980)
Chancellor.....	Dr. Joseph E. Steinmetz (C. Michigan, 1977)
Vice Chancellor / AD.....	Hunter Yurachek (Guilford, 1990)
Faculty Representative.....	Gerald Jordan (Arkansas, 1970)
Arena (Capacity).....	Bud Walton Arena (19,200)

## HISTORY

First Year of Basketball.....	1923-24
Seasons.....	98th
Overall Conference Championships.....	24 (2 SEC, 22 SWC)
NCAA Tournament Record / App.....	42-32 (.568) / 33
NIT Record / App.....	6-5 / 4
SEC Tournament Record.....	28-27

## MUSSELMAN COACHING HISTORY

		Overall	Conf	Conf Tourn	NCAA/CBI	ALL POST
COLLEGIATE	6th Yr	152-52	74-33	8-4	2-3 / 5-1	15-8
Nevada	4 yrs	110-34	54-18	6-3	2-3 / 5-1	14-7
Arkansas	2nd yr	42-18	20-15	2-1	--	2-1

## PROFESSIONAL 14 Seasons 503-291 (50-39 Postseason \*)

<b>CBA</b>	<b>7 years</b>	<b>270-122</b>	<b>(39-34 Postseason *)</b>
Rapid City	5 years	191-89	(27-25 Postseason *)
Florida	2 years	79-33	(12-9 Postseason *)
<b>USBL</b>	<b>2 years</b>	<b>53-3</b>	<b>(4-0 Postseason *)</b>
Florida	2 years	53-3	(4-0 Postseason *)
<b>NBA</b>	<b>3 years</b>	<b>108-138</b>	<b>--</b>
Golden State	2 years	75-89	--
Sacramento	1 year	33-49	--
<b>D-League</b>	<b>2 years</b>	<b>72-28</b>	<b>(7-5 Postseason *)</b>
Reno	1 year	34-16	(2-3 Postseason *)
Los Angeles	1 year	28-12	(5-2 Postseason *)
<b>INTERNATIONAL</b>	<b>3 Years</b>	<b>24-14</b>	<b>--</b>
Dominican	1 years	5-1	--
Venezuelan	2 years	19-13	--

\* - Note, professional basketball does not include playoff results in W-L record

\* - Musselman's pro record including playoffs is 553-330

## MISCELLANEOUS MEASURABLES

(AS OF JUNE 2020)

NAME	WINGSPAN	REACH	MAX VERT
Devo Davis	6' 7.5"	8' 5"	34"
Ethan Henderson	6' 11.5"	8' 8"	44"
Abayomi Iyiola	6' 11.5"	8' 10.5"	28.5"
Vance Jackson	6' 11"	8' 9"	29.5"
Moses Moody	7' 1"	8' 8.5"	30"
JD Notae	6' 6"	8' 2"	39"
KK Robinson	6' 6"	8' 0"	37"
Desi Sills	6-6.5"	8' 1.5"	37.5"
Justin Smith	6' 8.5"	8' 6"	48"
Jalen Tate	6' 6"	8' 6.5"	35"
Connor Vanover	7' 5"	9' 8"	25.5"
Jaylin Williams	7' 1.5"	8' 11"	32"

the NCAA Championship.

- Arkansas closed the 2020-21 regular season with 11 straight SEC wins - the best streak in the league this season and tied for the best SEC win streak in program history. The Razorbacks were rewarded by entering the top 10 at #8 in both national polls for the first time since the end of the 1994-95 season.
- During the Razorbacks' run, **Arkansas went from unranked to 24th, to 20th, to 12th and 8th in the polls.**

## 6 Quad 1 Wins over Last 10 Games; 4 of 9 Non-Conf Opp in NCAA Field

- Arkansas 6-0 in the month of February and tallied five QUAD 1 wins in the month vs Alabama (then #7 NET), at Missouri (then #43 NET), vs Florida (then #29 NET), vs LSU (then #28 NET) and at Kentucky (then #60 NET).
- With a win over Missouri in the SEC quarterfinal, **Arkansas had six QUAD 1 wins over its last 10 games.**
- Arkansas is 6-5 in QUAD 1 games, 6-1 in QUAD 2 and combined 10-0 in QUAD 3 and 4 games.
- Of Arkansas' nine non-conference opponents, four are in the NCAA field including North Texas (W, 69-54), Oral Roberts (W, 87-76), Abilene Christian (W, 85-72) and Oklahoma State (L, 81-77 in SEC-Big 12 Challenge).

## Hogs #14 in NCAA NET

- After a 28-point road win at South Carolina, Arkansas climbed seven spots to 12th - the program's highest ever NCAA NET Rankings. However, Arkansas dropped four spots to 16th after an eight-point win over Texas A&M in the season finale. Te Hogs rallied to #14 after beating Missouri in the SEC quarterfinal and falling to LSU in the SEC semifinal.
- The NCAA released its first NET ranking on Jan. 4 and the Razorbacks came in at #24. After the losses to #12 Missouri at #9/8 Tennessee, Arkansas dropped to #29.
- The Razorbacks climbed nine spots to #20 after the 30-point win over Georgia but dropped back to #35 after road losses at LSU and Alabama.
- Ironically, after a home win versus Auburn, Arkansas fell three spots to #38 but jumped five spots to #33 with a road win at Vanderbilt and five more spots to 28th with a home win over Ole Miss.
- Arkansas fell three spots to 32nd after a close loss at Oklahoma State but climbed back to #29 after the Miss State win and up to #26 after the road win at Kentucky.
- Arkansas jumped two more spots to #24 with a QUAD 1 win at #10 Missouri and remained there after its QUAD 1 win over Florida last time out. However, after not playing Saturday at Texas A&M, Arkansas fell two spots to 26th.
- With a 15-point win over #6 Alabama, Arkansas moved up five to #21 then beat LSU to climb two more spots to #19.

## Arkansas Wins 12th Straight vs SEC Opponents; Following 1994 Footsteps?

- After defeating Missouri in the SEC quarterfinal, Arkansas' won its 12th-straight versus an SEC opponent to tie the program record.
- The 1993-94 team also won 12 straight versus SEC opponents. Ironically, like this year, the 1993-94 team won its final 11 SEC games, won its SEC quarterfinal game and lost in the SEC semifinal.
- Hopefully, this year's team can continue in the 1994 team's footsteps. After losing in the SEC semifinal, the 1994 team ran off six straight in the NCAA Tournament to win the national championship (over Duke in Charlotte).

## Don't Call it A Comeback

- During Arkansas' 12-game SEC win streak, the Razorbacks trailed at halftime five times. Specifically, Arkansas has trailed at halftime in four of the last five games, going 4-1.
- Arkansas started its 12-game SEC streak trailing Auburn by 12 (43-31).
- Arkansas trailed at then #10 Missouri by four (35-31).
- Arkansas trailed LSU by five (37-32).
- Arkansas trailed Texas A&M by three (41-38).
- Arkansas used a 16-0 run in the first half and trailed Missouri by one (33-32) at the half in the SEC quarterfinal.
- Overall, Arkansas is 6-5 this year when trailing at the half.
- Arkansas distanced itself from the opponents in the second half during its streaks. Here is a breakdown of points scored per half during the 12-game SEC streak: **ARK 1st half: 438 pts (36.5) +2.7** **ARK 2nd half: 515 pts (42.9) +8.1**  
**OPP 1st half: 406 pts (33.8)** **OPP 2nd half: 417 pts (34.8)**

## Smith Helps 2nd Half Success Over Last 14 Games

- Justin Smith has been a key factor for the Hogs going 12-2 over the last 14 games. Specifically, he has played well in the second halves of those games.
- In the SEC quarterfinal win over Mizzou, Smith scored 13 of his 16 points in the second half, making 6-of-7 FG and he grabbed all eight of his rebounds in the frame.
- In the SEC semifinal loss to LSU, Smith scored 15 of his 21 points in the second alf, making 7-of-9 FG.

## SMITH BY HALF THE LAST 14 GAMES

1st HALF:	team's 4th-best 4.7 ppG	44.3 FG%	3.6 rpg	21 assists	7 BLK	4 steals
2nd HALF:	team's-best 9.4 ppG	71.6 FG%	3.4 rpg	11 assists	1 BLK	11 steals

## Moody Makes Amends

- Moses Moody only scored five points (taking just six shots) in the SEC quarterfinal win over Missouri. HOWEVER, he proved why he was voted SEC Freshman of the Year due to his overall strong play.
- Moody tied for the team lead with eight rebounds - four on offense - while taking five charges and getting 11 deflections.
- This was the fourth time Moody was held to single digits ... **ARKANSAS WON THREE**
- Lost at Tenn: **6 pts** (1-8 FG • 1-4 3PT • 5-5 FT) **NEXT GAME:** Beat Georgia: **25 pts** (9-15 FG • 2-6 3PT • 5-5 FT)
- Beat Auburn: **5 pts** (2-9 FG • 0-4 3PT • 1-2 FT) **NEXT GAME:** Won at Vandy: **26 pts** (10-16 FG • 1-4 3 PT • 5-5 FT)
- Beat Ole Miss: **5 pts** (1-3 FG • 0-1 3 PT • 3-5 FT) **NEXT GAME:** Lost at OK St.: **17 pts** (8-13 FG • 1-3 3 PT • 0-1 FT)
- Beat Mizzou: **5 pts** (2-6 FG • 0-3 3 PT • 1-1 FT) **NEXT GAME:** Lost vs LSU: **28 pts** (8-16 FG • 4-10 3PT • 8-12 FT)
- AVERAGES 5.3 ppG / 23% FG / 8.3% 3PT / 76.9% FT** **AVERAGES 24.0 ppG / 58.3% FG / 34.8% 3PT / 78.2% FT**

## When Your Leading Scorer is Rarely Your Leading Scorer

- Moses Moody leads the team and ranks third in the SEC in scoring (17.4 ppG).
- However, Moody has only led the team in scoring 11 times in 28 games this season. Four of those 11 times have come in the last six games - scoring a career-high 28 points three times in the span.
- JD Notae has led the team in scoring six times and Justin Smith five.

## 2020-21 MISCELLANEOUS STATS

### DOUBLE-FIGURE SCORING GAMES

Player	16-17	17-18	18-19	19-20	20-21	Career
Davis	NA	NA	NA	NA	10	10
Henderson	NA	NA	-	1	0	1
Iyiola	NA	18	15	NA	--	33
Jackson	14	NA	23	14	4	55
Moody	NA	NA	NA	NA	23	23
Notae	NA	23	24	NA	19	66
Robinson	NA	NA	NA	NA	1	1
Sills	NA	NA	5	17	10	32
Smith	NA	8	13	14	18	53
Tate	2*	3	25	16	15	61
Vanover	NA	NA	9	NA	7	16
Williams	NA	NA	NA	NA	1	1

### 20+ POINT SCORING GAMES

Player	16-17	17-18	18-19	19-20	20-21	Career
Davis	NA	NA	NA	NA	1	1
Iyiola	NA	1	2	MA	--	3
Jackson	0	NA	4	4	0	8
Moody	NA	NA	NA	NA	8	8
Notae	NA	7	8	NA	5	20
Sills	NA	NA	0	3	2	5
Smith	NA	1	1	2	2	6
Tate	0*	0	2	4	2	8
Vanover	NA	NA	1	NA	1	2

### 30+/40+ POINT SCORING GAMES

Player	16-17	17-18	18-19	19-20	20-21	Career
Jackson	0/0	NA	1/0	0/0	--	1/0
Notae	NA	1/0	0/1	NA	--	1/1
Tate	0*	0	1/0	1/0	--	2/0

### 3+ THREE-POINTERS IN A GAME

Player	16-17	17-18	18-19	19-20	20-21	Career
Jackson	6	NA	10	9	3	28
Moody	NA	NA	NA	NA	7	7
Notae	NA	7	11	NA	6	24
Robinson	NA	NA	NA	NA	1	1
Sills	NA	NA	4	7	4	15
Smith	NA	0	1	0	0	1
Tate	0*	0	1	0	2	3
Vanover	NA	NA	1	NA	1	2

### 5+ THREE-POINTERS IN A GAME

Player	16-17	17-18	18-19	19-20	20-21	Career
Moody	NA	NA	NA	NA	1	1
Notae	NA	2	4	NA	--	6
Jackson	1	NA	0	2	--	3
Sills	NA	NA	0	1	1	2
Vanover	NA	NA	1	NA	--	1

### DOUBLE FIGURE REBOUNDING GAMES

Player	16-17	17-18	18-19	19-20	20-21	Career
Iyiola	NA	4	10	NA	--	14
Jackson	0	NA	5	3	--	8
Notae	NA	2	3	NA	--	5
Moody	NA	NA	NA	NA	1	1
Sills	NA	NA	0	0	1	1
Smith	NA	1	2	1	5	9
Tate	0*	0	1	1	--	2
Vanover	NA	NA	0	NA	2	2
Williams	NA	NA	NA	NA	3	3

### DOUBLE FIGURE ASSISTS GAMES

Player	16-17	17-18	18-19	19-20	20-21	Career
Notae	NA	0	1	NA	--	1
Tate	0*	0	1	0	2	3

### DOUBLE-DOUBLES

Player	16-17	17-18	18-19	19-20	20-21	Career
Iyiola	NA	4	8	NA	--	12
Jackson	0	NA	5	3	--	8
Notae	NA	2	3	NA	--	5
Moody	NA	NA	NA	NA	1	1
Sills	NA	NA	0	0	1	1
Smith	NA	1	2	1	4	8
Tate	0*	0	1	1	2	4

### TRIPLE-DOUBLES

Player	16-17	17-18	18-19	19-20	20-21	Career
Notae	NA	0	1	NA	--	1

### 5+ ASSIST GAMES

Player	16-17	17-18	18-19	19-20	20-21	Career
Davis	NA	NA	NA	NA	2	2
Jackson	1	NA	5	0	--	6
Moody	NA	NA	NA	NA	1	1
Notae	NA	2	9	NA	3	14
Sills	NA	NA	4	0	1	5
Tate	0*	4	11	7	7	28

### 3+ STEALS IN A GAME

Player	16-17	17-18	18-19	19-20	20-21	Career
Davis	NA	NA	NA	NA	2	2
Iyiola	NA	0	2	NA	--	2
Jackson	1	NA	3	5	1	10
Moody	NA	NA	NA	NA	2	2
Notae	NA	11	8	NA	5	24
Sills	NA	NA	1	1	4	6
Smith	NA	0	1	5	3	9
Tate	0*	6	1	4	3	14
Vanover	NA	NA	0	NA	1	1

### 3+ BLOCKS IN A GAME

Player	16-17	17-18	18-19	19-20	20-21	Career
Iyiola	NA	2	5	NA	--	7
Moody	NA	NA	NA	NA	1	1
Notae	NA	1	2	NA	1	4
Smith	NA	0	2	0	--	2
Tate	0*	2	1	0	1	4
Vanover	NA	NA	5	NA	8	13
Williams	NA	NA	NA	NA	1	1



• A group of Razorback student-athlete leaders launched an initiative in September to foster and work toward equality for all members of the Razorback family. The program and its mission were developed out of ongoing discussions by various student-athletes on a number of important topics impacting society.

• **The initiative is committed to helping ensure that every individual, regardless of race, gender, religious beliefs or sexual orientation has an equal opportunity to make the most of their lives and talents.**

• The initiative was brought forward by the Razorback Athletics African-American Student-Athlete Leadership Council – **including freshman guard MOSES MOODY** – as part of continuing diversity and inclusion efforts as part of the department's **Hogs UNITED** program.

## Comebacks Start and Finish an 11-Game, Regular-Season SEC Streak

• Least we forget, the 11-game SEC regular-season win streak started (versus Auburn) and ended (versus Texas A&M) with two significant come-from-behind wins.

• **Arkansas dug a 19-point deficit with 4:17 left in the first half versus Auburn.**

^ Arkansas went on a 13-4 run to get to within 10 (41-31) before Sharife Cooper hit two free throws with 13 seconds left to give the Tigers a 12-point lead at halftime (43-31).

^ To start the second half, Arkansas went on an 18-4 run to grab its first lead (47-45 at the 13:26 mark).

• **Arkansas was down 14 points to Texas A&M with 7:11 remaining in the first half.**

^ Arkansas out-scored the Aggies 17-6 to close the first half and trailed by three at the break.

^ Arkansas got down nine points to start the second half but used a 21-9 run to go up three with 8:23 left.

^ The lead bounced back and fourth with four ties and four lead changes. Arkansas was down two (76-74) with two minutes to play. The Hogs closed the game with a 13-4 run to get the eight-point win.

## Numbers Lie in SEC Semifinal Loss to LSU

• Arkansas lost to LSU in the SEC semifinal to snap an overall 12-game win streak versus SEC teams. However:

- Arkansas lost despite winning the opening tip. Arkansas is 14-3 this year when winning the opening tip.

- Arkansas lost despite scoring first. Arkansas is 15-4 this year when scoring first. Eric Musselman is 90-24 when his college teams score first and 24-8 when doing so at Arkansas.

- Arkansas lost despite out-rebounding LSU, 42-39. Arkansas is 16-2 this year when out-rebounding its opponents. Eric Musselman is 90-12 when his college teams out-rebound its opponents and 20-2 when doing so at Arkansas.

- Arkansas lost despite grabbing 16 offensive rebounds. Arkansas is 15-5 this year when getting 10-plus offensive boards.

- Arkansas lost despite shooting better from the field than LSU (42.9% to 37.5%). Arkansas is 36-5 in Musselman's two years when shooting better from the field than its opponents and Musselman is 125-10 when his college teams shoot better than their opponents.

- Arkansas lost despite have two players score 20-plus points. Arkansas is 5-1 in such games this year.

## 20+ Overall Wins; 13 SEC Wins; Best SEC Finish in 2015

• Arkansas has won at least 20 games for the second straight season and Coach Musselman has won at least 20 games in each of his six seasons as a collegiate head coach. **He is the only Arkansas coach to win 20 in years one and two.**

• Arkansas' 13 conference wins ties for the second-best win total in program history and are the most since going 14-2 in the national championship season (1993-94). Arkansas was 13-3 in its first season in the SEC (1991-92). **NOTE:** Arkansas was one game shy of a full 18-game SEC schedule this season as a previous game with Texas A&M was canceled due to COVID-19 protocols in the Aggie program.

• The second-place regular-season finish is the program's best since finishing 2nd in 2014-15 and ties for the program's best league finish since the SEC went away from divisional play in 2011-12.

## High FG% Streak (Minus On Game)

• Over the last 14 games, Arkansas shot over 40 percent from the field 13 times and has combined to shoot 47.6% (382-803) in those 11 contests. Arkansas has shot over 50 percent from the field in the final two regular-season games.

^ **46.2% vs AUB** ^ **57.1% at VAN** ^ **48.1% vs Ole Miss** ^ **48.6% at OK St** ^ **43.5% at UK**

^ **46.8% at MIZ** ^ **44.4% vs FLA** ^ **46.3% vs ALA** ^ **43.5% vs LSU** ^ **55.2% at USC**

^ **50.8% vs TXAM** ^ **41.5% vs MIZ** ^ **45.5% vs LSU**

- Arkansas started slowly at Missouri but heated up: 33.3 FG% 1st half – 59.3 FG% 2nd half – 60.0 FG% OT

- Arkansas shot 51.5% in the first half versus both Vanderbilt and Florida and shot 52% in the first half vs Alabama.

- Arkansas started slowly vs LSU, shooting 33.3% FG in the first half but shot 55.2% FG in the second half

- Arkansas shot 54.5% in the first half at South Carolina and 55.9% in the second

- Arkansas shot 50.0% in the second half and 50.8% for the game.

• **ARKANSAS ENDED THE REGULAR SEASON BY SHOOTING OVER 50% IN A HALF IN SEVEN STRAIGHT GAMES - (1) 59.3% in 2nd half at Mizzou, (2) 51.1% in 1st half vs Florida, (3) 52% in 1st half vs Alabama, (4) 55.2% in 2nd half vs LSU and (5) 54.5% in the first at South Carolina, (6) 55.9% in the second at South Carolina, (7) 60.0% in the second vs Texas A&M**

• **THE LONE "BAD" SHOOTING GAME OVER THE LAST 14** – A 16-point, 61-45 win over Mississippi State on Feb. 2 – Arkansas only shot 35.9 percent from the field and 11.8 percent from 3-point range.

**HOWEVER**, over the last 14 games combined (12-2 record)....

ARK in Last 14	46.7 FG%	33.5 3PT%	73.4 FT%	37.4 rpg	15.1 assists	13.4 TO	79.6 ppg
OPP in Last 14	41.9 FG%	33.4 3PT%	67.5 FT%	35.6 rpg	11.9 assists	15.7 TO	70.7 ppg

## Freebies

• In two of Arkansas' closest losses, the Razorbacks made single-digit free throws,

8-of-10 in a 5-point loss at Tennessee (UT was 20-of-26)

4-of-7 in a 4-point loss at Oklahoma State (OSU was 12-of-15)

• Since the Oklahoma State game, **the Hogs have bounced back the last 10 games to make 170-of-227 (74.9%)**

# Effort. Energy. Enthusiasm.

... an average of 17.0 makes on 22.7 attempts

• **VS BAMA (2/24):** Arkansas was 27-of-43 (Bama was 3-of-8) and Moses Moody was 16-of-19

The 43 FTA were the 6th most in an SEC regular-season game by Arkansas

16 makes by Moody ties for 6th-most FT made by a Hog in a game - 3rd-most in an SEC game

19 attempts by Moody ties for 7th-most FT attempted by a Hog in a game - 3rd most in an SEC game

• **VS LSU (2.27):** Arkansas was 23-of-31 (LSU was 6-of-12) and Moses Moody was 11-of-14

• **Arkansas ranks 6th in the NCAA / 1st in the SEC in free throws made (437)**

• **Arkansas ranks 14th in the NCAA / 1st in the SEC in free throw attempts (593)**

• **Moses Moody ranks 7th in the NCAA / 3rd in the SEC in free throws made (134)**

^ In 2016, Eric Musselman's Nevada squad led the NCAA in FT made (730) and were 2nd in FT attempts (992).

^ In 2020, Arkansas' Mason Jones led the NCAA in both FT made (233) and FT attempts (282).

^ In his first five years as a college coach, Musselman's teams have ranked 1st (3x) or 2nd (2x) five times in their respective league in free throws made.

• **Connor Vanover missed his first free throw versus Florida and is 20-of-21 at the free throw line this season,** including 6-of-6 at Auburn.

• Moses Moody has consecutive free throw streaks of 15, 13, 12 and 12 this season. He ranks ninth in the SEC in FT% this season (.817) while JD Notae is 15th in the SEC in FT% (.771).

## Highlights in SEC 12-Game Win Streak

**AUBURN:** Arkansas was down 19 (37-18) with just over four minutes left in the first half. Arkansas made 8 of its last 10 field goals in the first half to trim the deficit to 12 at the break.

• Arkansas opened the second half on a an 18-4 run and shot 52.9% from the field in the period.

**AT VANDERBILT:** Arkansas led from wire-to-wire, dished out 22 assists and shot a season-best 57.1% from the field, including 42.1% from 3-point range. Arkansas has won seven straight and 11 of the last 12 versus Vanderbilt.

**OLE MISS:** Arkansas held Ole Miss to its season-low 59 points and the Rebels missed their first 14 3-pointers, finishing 1-of-16 from deep.

**MISSISSIPPI STATE:** Arkansas snapped a six-game losing streak to Mississippi State dating back to Feb. 9, 2016.

• Arkansas was down 14-2 to start the game as the Razorbacks missed 16 of its first 17 shots of the game. Arkansas used a 21-2 run in the first half and a 10-2 run to start the second to get the win.

• The MSU game was just the first time four Razorback players scored at least 10 points and had seven rebounds in an SEC game (Smith 10 & 10; Vanover 13 & 8; Davis 10 & 8 and Moody 13 & 7). It was just the second time it has ever happened with the other occurring in 1996 versus Troy. (HogStats.com)

**AT KENTUCKY:** Arkansas snapped an eight-game losing streak to Kentucky dating back to Feb. 27, 2014.

• Jalen Tate got an offensive rebound, was fouled and made two free throws with 4.3 seconds left to provide the 81-80 final. (Davonte Davis sealed the win with a steal.) The last time Arkansas won that late in a game was Mason Jones banking a 3-pointer from right wing with 0.1 seconds left in OT to win at Georgia Tech, 62-61, on Nov. 25, 2019.

• Odd stat ... Kentucky shot a season-best 53.8% (14-of-26) from 3-point range, but just 11-of-35 (31.4%) from 2-point.

**AT MISSOURI:** Arkansas was 20-of-23 at the free throw line, including 7-of-9 in overtime. The 20 made were the most since making 23-of-34 in an earlier loss to Missouri this year (Jan. 2, 2021). Arkansas has made 20-plus free throws five times this year and has shot over 80% from the line seven times.

• The win was the Razorbacks' first over an AP top 10 program since 2016. It was additionally the Hogs' first road win over an AP top 10 team since 2006. In fact, it was just Arkansas' fifth-ever road win over an AP top 10 team

**FLORIDA:** Arkansas got just the third win over the Gators in the last 20 games. Florida had won three straight, 11 of the last 12 and 17 of the last 19 heading into the game.

**ALABAMA:** Arkansas led for 31:55 but the Crimson Tide scored the first seven points of the second half to lead by six 45-39. Arkansas answered with a 17-2 run - including a 10-0 spurt - to lead by nine. Alabama cut its deficit to four before the Hogs went a 14-2 run to go up 16 with 5:55 left and held a double-digit lead the rest of the way.

**LSU:** Arkansas was down five at halftime and shot just 33/3% from the field in the half. The Razorbacks bounced back to score 51 second-half points and shot 55.2% from the field. Arkansas used a 17-5 run early in the second half to go from seven down to up five with 14:41 left. LSU got to within three (56-53 with 12:11 left) before Arkansas went on a 22-4 run (including a 14-1 run) to take its largest lead of 21 points with six minutes left.

**SOUTH CAROLINA:** Three Razorbacks scored over 20 points for a 101-73 win for the program's fourth straight SEC road win. By scoring over 100 points, Arkansas cracked the century mark in an SEC game for the first time since defeating Auburn 101-87 on Feb. 10, 2015. The 28-point win is the 11th-biggest margin of victory in an SEC game, the third-largest in an SEC road game and the 22nd-largest in a road game ever.

**TEXAS A&M:** Arkansas erased a 14-point, first half deficit (three at halftime) and won for the first time this year when trailing with two minutes to play. Arkansas shot 60% from the field (18-30) and was 4-of-8 from 3PT in the second half.

**MISSOURI:** Arkansas was down 10 to Missouri with 9:18 left in the first half. The Hogs used a 16-0 run and only trailed one at halftime. With the win, Arkansas improved to 15-2 in SEC quarterfinal games.

## The Smith Factor ... Playing "Next-Level Basketball"

• Here is a breakdown (**WITH TWO CAVEATS**) to show the team's success with a "healthy" Justin Smith ... **remember, everything in this note centers around the following.....**

**1.** Even though Justin Smith started and played at Alabama, he was not effective and probably should have waited one more game so **I'm not counting that game**

**2.** I am not counting any games prior to opening league play (Dec. 30) at Auburn. I am including the Oklahoma State.

• **Team "with" Justin Smith: 12-1 .... 1-4 "without."** Now, in reality for the year, Arkansas is 21-3 (even with Alabama loss) and **1-3 without (losses to #12 Missouri, at #9 Tennessee and at #24 Alabama)**

• Muss says Smith is playing "next-level basketball" **and, considering the two caveats above.....**

^ **With a healthy Smith, Arkansas averages 3.1 more assists (14.9 to 11.8) and 2.0 less turnovers (13.2 to 15.2)**

^ **With a healthy Smith, Arkansas is shooting 46.9% as a team and shot 39.2% without Smith**

^ **With a healthy Smith, Arkansas is scoring 80.7 ppg as a team and 75.2 ppg without Smith.**

^ **With a healthy Smith, Arkansas is allowing 71.7 ppg as a team and 82.2 ppg without Smith.**

## 2020-21 MISCELLANEOUS STATS

### RECORD BREAKDOWN

At Home	16-1
On The Road	5-4
Neutral	1-1
White Uniforms	6-0
White '94 Throwback Uniforms	6-2
White "Hog" Uniforms	5-0
Cardinal Uniforms	5-4
Anthracite Uniforms	0-0

### GENERAL

When Arkansas controls the tip	14-3
When opponent controls the tip	9-3
When Arkansas scores first	15-4
When opponent scores first	7-2

### LEADS AND DEFICITS

<b>Leading at the half</b>	<b>16-1</b>
home: 12-0   road: 4-1   neutral: 0-0	
<b>Trailing at the half</b>	<b>6-5</b>
home: 4-1   road: 1-3   neutral: 1-1	
<b>Tied at the half</b>	<b>0-0</b>
home: 0-0   road: 0-0   neutral: 0-0	
Games decided by 1-to-5 points	3-2
Games decided by 6-to-10 points	3-1
<b>With 5:00 left</b>	Leading: 21-0   Trailing: 0-5   Tied: 1-1
<b>With 2:00 left</b>	Leading: 21-0   Trailing: 1-5   Tied: 0-1
Overtime games	1-0

### OFFENSE

Scoring less than 70 points	2-2
Scoring 70-79 points	6-4
Scoring 80-89 points	8-0
Scoring 90-99 points	3-0
Scoring 100+ points	3-0
1 or 2 Players in Double Figures	0-3
3 Players in Double Figures	5-1
4 Players in Double Figures	11-2
5-7 Players in Double Figures	5-0
8 Players in Double Figures	1-0
At least 1 Player Scores 20+ Points	10-3
When 2+ Players Score 20+ Points	5-1
When shooting at least 50 percent FG	7-1
When shooting at least 33 percent 3FG	13-2

### REBOUNDING/TURNOVERS

When out-rebounding opponent	16-2
When out-rebounded	3-4
When rebounds are even	2-0
When grabbing 10+ offensive reb	15-5
When forcing 15+ turnovers	12-3
When committing less than 15 turnovers	15-1

### BY MONTH

In November	2-0
In December	7-0
In January	5-4
In February	6-0
In March	3-1

### LED HIS TEAM IN SCORING (INCLUDES TIES)

Player	16-17	17-18	18-19	19-20	20-21	Career
Davis	NA	NA	NA	NA	2	2
Iyiola	NA	3	7	NA	0	10
Jackson	2	NA	7	4	0	13
Moody	NA	NA	NA	NA	11	11
Notae	NA	15	16	NA	6	37
Tate	0	0	7	5	1	13
Sills	NA	NA	1	1	2	4
Smith	NA	1	1	3	5	10
Vanover	NA	NA	1	NA	2	3

### LED HIS TEAM IN REBOUNDING (INCLUDES TIES)

Player	16-17	17-18	18-19	19-20	20-21	Career
Davis	NA	NA	NA	NA	1	1
Henderson	NA	NA	0	2	0	2
Iyiola	NA	16	22	NA	--	38
Jackson	1	NA	13	7	1	22
Kimble	NA	NA	NA	8	0	8
Moody	NA	NA	NA	NA	8	8
Notae	NA	3	13	NA	0	17
Sills	NA	NA	0	2	1	3
Smith	NA	1	5	3	10	19
Tate	0	0	2	4	1	7
Vanover	NA	NA	3	NA	5	8
Williams	NA	NA	NA	NA	6	6



## MOCKING MOODY

NBADraft.net (3/13)	7th pick *
NBADraftRoom.com (3/13)	7th pick *
NBCSports.com (3/8)	7th pick *
CBSSports.com (2/25)	8th pick ^
USAToday.com (2/25)	9th pick ^
TankAthon.com (3/6)	12th pick ^
BleacherReport.com (2/2)	11th pick ^
SBNation.com (2/3)	11th pick !
Yahoo.com (2/9)	12th pick ^
ESPN.com (2/2)	12th pick !
Stadium.com (2/26)	12th pick ^
TheAthletic.com (1/8)	12th pick ^
SI.com (2/25)	12th pick ^
BabcockHoops.com (2/25)	14th pick !

\* - 1st SEC player picked  
^ - 2nd SEC player picked  
! - 3rd SEC player picked



**ERIC MUSSELMAN**  
**NAISMITH COACH OF THE YEAR**  
**SEMIFINALIST**  
**JIM PHALEN COACH OF THE YEAR**  
**FINALIST**

- Arkansas head coach Eric Musselman was named one of 10 semifinalists for the 2021 Werner Ladder Naismith Men's Coach of the Year, given by the Atlanta Tipoff Club.
- Musselman is 1 of 25 finalists for the Jim Phalen Coach of the Year.
- Musselman, who is in his second year at Arkansas, led the Razorbacks to a 22-6 record, a 13-4 SEC scoresheet and a second-place finish in the SEC during the regular season to earn a double-bye to this year's SEC Tournament.
- Musselman has won at least 20 games in each of his six years as a collegiate head coach.
- The 13-4 conference mark (missing one game due to COVID 19) are the most wins by Arkansas since 2015 and just the fourth time the program has won at least 13 SEC games since joining the league in 1001-92.
- The 2nd-place finish was the best by the Hogs since 2015, tying for the program's best finish since the league went away from divisional standings in 2011-12.
- Last year, Arkansas (20-12) was the #11 seed at the SEC Tournament - playing in the opening round of the event. Arkansas was picked to finish sixth in this year's SEC preseason media poll.
- All of these accomplishments came with a roster that lost two players early that are now in the NBA, just two returning scholarship players that accounted for just 15 percent of last year's offense and nine newcomers.

## RARE AIR - #3 IN NCAA IN SCORING AMONG FROSH

• **MOSES MOODY IS 1 OF ONLY 5 NCAA FRESHMEN AVERAGING OVER 16.0 POINTS PER GAME.**

	1. Cameron Thomas (LSU)	22.6 ppg
	2. Cade Cunningham (OK St)	20.2 ppg
	<b>3. Moses Moody (ARK)</b>	<b>17.4 ppg</b>
	3. Rayshon Harrison (Presbyterian)	17.2 ppg
	5. Evan Mobley (Southern Cal)	16.8 ppg

• **MOSES MOODY IS 1 OF ONLY 3 NCAA FRESHMEN AVERAGING OVER 15.0 POINTS AND 5.0 REBOUNDS.**

	Cade Cunningham (OK St)	20.2 ppg	6.32 rpg
	<b>Moses Moody (ARK)</b>	<b>17.4 ppg</b>	<b>5.93 rpg</b>
	Evan Mobley (Southern Cal)	16.8 ppg	8.59 rpg

• **MOSES MOODY IS 1 OF 2 PLAYERS (ONLY FROSH) IN THE SEC** to rank among the league's top 20 in the following:

	<b>Moses Moody (ARK)</b>	^ Scoring (3rd)	^ FG% (8th)	^ 3PT% (12th)	^ FT% (9th)	^ Rebounds (16th)
	Tre Mann (FLA)	^ Scoring (8th)	^ FG% (7th)	^ 3PT% (6th)	^ FT% (3rd)	^ Rebounds (18th)

• **MOSES MOODY IS 1 OF 3 PLAYERS (ONLY FROSH) IN THE SEC** to average at least 16.0 points and 5.0 rebounds

	<b>Moses Moody (ARK)</b>	<b>17.4 ppg (3rd in SEC)</b>	<b>5.9 rpg (16th in SEC)</b>
	Trendon Watford (LSU)	16.7 ppg (4th in SEC)	7.4 rpg (5th in SEC)
	Tre Mann (FLA)	16.0 ppg (8th in SEC)	5.8 rpg (18th in SEC)

• **MOSES MOODY IS 1 OF 3 PLAYERS (ONLY FROSH) IN THE SEC** shooting at least: 42% FG, 35% 3PT AND 80% FT.

	<b>Moses Moody (ARK)</b>	<b>44.2 FG%</b>	<b>37.9 3PT%</b>	<b>81.7 FT%</b>
	Iverson Molinar (MSU)	47.5 FG%	43.4 3PT%	80.4 FT%
	Tre Mann (FLA)	45.3 FG%	39.8 3PT%	84.9 FT%

## HOW HOT IS MOODY?

- Moses Moody has definitely saved his best for last - specially the last six games.
- ^ He earned back-to-back SEC Freshman of the Week honors in the final two weeks of the regular season.
- ^ His scoring average went from 16.2 to 17.4.
- ^ Tied his **career-high three times** with 28 at South Carolina, 28 vs Texas A&M and 28 vs LSU in the SEC semifinals.
- Added 24 versus #6 Alabama.
- ^ Led the team in rebounding in both SEC tourney games - 8 vs Mizzou and 9 vs LSU - and averaged 7.0 in the last 6
- ^ Made a career-high five 3-pointers vs Texas A&M, adding four at South Carolina and four vs LSU in the SEC Tourney
- ^ Dished out a career-high five assists vs LSU (2/27), adding four vs Alabama (2/24).
- ^ Had a career-high three steals versus Alabama AND a career-high three blocked shots vs Alabama.

**MOODY THE LAST 6 GMS: 21.8 ppg • 7.0- rebs • 44.9 FG% • 40.0 3PT% • 80.4 FT% • 2.3 Asst • 1.2 stl**

## Moses Delivers; Controls the Arc

- Razorback freshman Moses Moody leads the team - and ranks **third in the SEC in scoring** (17.4 ppg).
- He will be just the sixth freshman to led UA in points per game during a season** (HogStats.com):
- ^ George Kok (18.7 in 1944-45)
- ^ Scotty Thurman (17.4 in 1992-93)
- ^ Joe Johnson (16.0 in 1999-00)
- ^ Jonathon Modica (11.5 in 2002-03)
- ^ Patrick Beverley (13.9 in 2006-07)
- He was the only Hog to make a 3-pointer in each of the first 14 games before going 0-of-4 in game 15 vs Auburn. He has made a 3-pointer in 25 of 28 games.
- He made a season-best five 3-pointers versus Texas A&M and made four triples at Kentucky, at South Carolina and vs LSU in the SEC tourney. He ranks eighth in the SEC with 55 3-pointers made and is 12th in 3-point percentage (.379)
- Moody has consecutive free throw streaks of 15, 13, 12 and 12 this season.
- ^ **Moody is 7th in the NCAA / 3rd in the SEC in free throws made (134).**
- ^ **In a pandemic-shortened season, he has set the Arkansas freshman for free throws made (134 in 28 games). The previous mark was 116 by Kareem Reid in 1995-96 (in 33 games).**

## Impressive Rebound ... Of 350 NCAA DI Schools

LAST YEAR in NCAA / SEC	THIS YEAR in NCAA / SEC
342nd in rebound margin / 14th SEC	-6.8
332nd in rebounds per game / 14th SEC	31.53
325th in offensive rebounds / 14th SEC	7.5
288th in defensive rebounds / 12th SEC	24.03
	<b>57th in rebound margin / 3rd SEC</b>
	<b>16th in rebounds per game / 2nd SEC</b>
	<b>45th in offensive rebounds / 8th SEC</b>
	<b>27th in defensive rebounds / 2nd SEC</b>

- This year, Arkansas has produced the top 6 as well as 9 of the top 11 rebounding efforts in the Musselman era
- This year, Arkansas has produced 14 of the top 16 offensive rebounding efforts in the Musselman era
- This year, Arkansas has produced each of the top 3 and 6 of the top 8 defensive rebounding efforts in the Musselman era
- Arkansas leads the SEC in defensive rebound percentage, grabbing 73.8% of opponents' misses.**
- Justin Smith's 17 boards vs Oral Roberts is the most (tied) by an SEC player this season.**

## OTHER REBOUND NOTES

- Arkansas had 58 rebounds versus both Oral Roberts and Mississippi Valley - the most by Arkansas under Musselman and 3rd-most by a Musselman-coached college team.
- Arkansas had 44 defensive rebounds versus Lipscomb - **THE MOST by a Musselman-coached college team**
- Arkansas' 24 offensive rebounds versus Oral Roberts are the most by Arkansas under Musselman and the second-most by a Musselman-coached college team.
- Arkansas has out-rebounded its opponent 18 times this season and is 16-2 in such games.**
- ^ Arkansas only out-rebounded its opponent four times last season (4-0).
- ^ Musselman's collegiate teams are 90-12 when out-rebounding their opponents.
- TENNESSEE MISSED 37 SHOTS (FG and AVAILABLE FT) - ARKANSAS HAD 31 DEFENSIVE REBOUNDS.**
- GEORGIA MISSED 37 SHOTS (FG and AVAILABLE FT) - ARKANSAS HAD 29 DEFENSIVE REBOUNDS.**
- MISS STATE MISSED 38 SHOTS (FG and AVAILABLE FT) - ARKANSAS HAD 30 DEFENSIVE REBOUNDS**

## Just A Minute ... or 20

- At Missouri, Justin Smith and Moses Moody played all 20 minutes of the second half and all five minutes of overtime.
- Moody has played 20 minutes of a half 14 times this season – nine straight.**
- Smith played all 40 minutes in the season finale versus Texas A&M**
- The following is a list of players that played all 20 minutes of a half this season.

Dec. 12 vs UT Arlington	Moody (2nd)				
Dec. 20 vs. Oral Roberts	Sills (2nd)				
Dec. 30 at Auburn	Moody (2nd)				
Jan. 2 vs Missouri	Moody (2nd)	Sills (2nd)			
Jan. 13 at LSU	Moody (2nd)				
Jan. 20 vs Auburn	Sills (2nd)	Williams (2nd)			
Jan. 23 at Vanderbilt	Moody (2nd)				
Jan. 27 vs Ole Miss	Vanover (2nd)				
Jan. 30 at Oklahoma St.	Moody (2nd)	Vanover (2nd)			
Feb. 2 vs Mississippi St.	Moody (2nd)	Vanover (2nd)	Smith (2nd)		
Feb. 9 at Kentucky	Moody (2nd)				
Feb. 13 at Missouri	Moody (2nd)	Smith (2nd)			
Feb. 16 vs Florida	Smith (2nd)				
Feb. 24 vs Alabama	Moody (2nd)	Smith (2nd)			
Feb. 27 vs LSU	Moody (2nd)	Smith (2nd)			
Mar. 6 vs Texas A&M	Moody (2nd)	Smith (1st & 2nd)	Davis (2nd)	Tate (2nd)	
Mar. 12 vs Missouri (SEC)	Moody (2nd)				
Mar. 13 vs LSU (SEC)	Moody (1st)	Smith (1st)	Davis (2nd)	Tate (2nd)	

**Moody (14x)**  
**Smith (8x)**  
**Sills (3x)**  
**Vanover (3x)**  
**Williams (1x)**  
**Davis (2x)**  
**Tate (2x)**

## Double Digit Wins; 21st in NCAA/1st in SEC in Scoring Margin

- 16 of Arkansas' 22 wins this year have been in double digits. Lone exceptions were during the 12-game SEC win streak (+2 versus Auburn; +1 win over Kentucky; +5 in OT win at Missouri; +8 vs LSU. +7 vs Texas A&M and +6 vs Mizzou in the SEC Tourney).
- To start the year, Arkansas won each of its first nine games of 2020-21 by double digits – and 10 straight dating back to an 86-73 victory over Vanderbilt in the 2020 SEC Tournament.
- Arkansas was the first SEC team in six years to open the season with nine-straight wins and all by double figures.
- Thanks to these totals, Arkansas ranks 21st in the NCAA / 1st in the SEC in scoring margin at +11.7.**

## Half a Hundred; 7th in NCAA/1st in SEC in Scoring

- Arkansas has scored 90-plus points six times this season, including four of its wins in SEC play, and scored between 80-89 points an additional nine times.**
- Arkansas scored 56 second-half points in the win over Georgia. It was the most by Arkansas in the second half of an SEC game since scoring 60 at Alabama on Jan 30, 2002 – a 109-94 final (HogStats.com).
- Arkansas (down five at halftime) scored 51 second-half points in the LSU win.
- Arkansas scored 49 first-half points in the first half; 52 in the second at South Carolina.
- Arkansas has scored at least 50 points in a half seven times this season.
  - ^ Mississippi Valley State 61 in the first half **AND** 81 in the second half
  - ^ Central Arkansas 59 in the second half
  - ^ Oral Roberts 57 in the second half
  - ^ Georgia 56 in the second half
  - ^ LSU 51 in the second half
  - ^ South Carolina 52 in the second half
- Despite its struggles at LSU and at Alabama, Arkansas still scored 45 and 40 second-half points, respectively.
- Arkansas has at least 40 points in a half 29 times in 28 games.**
- Thanks to these totals, Arkansas ranks 7th in the NCAA / 1st in the SEC in scoring at 82.4 ppg.**

## Valuing the Ball

- Coach Musselman preaches to his team to “value the ball.”
- In his first five years as a collegiate head coach, Musselman's teams have led their respective conference in double turnovers per game in each of the last four years, assist-to-turnover ratio three times and turnover margin in each of the last three years.
- This year in the SEC:**
  - Arkansas ranks 2nd assist-to-turnover ratio (1.14)**
  - Arkansas ranks 2nd in turnover margin (+2.2)**
  - Arkansas ranks 3rd in fewest turnovers per game (13.1)**
- Arkansas has committed single-digit turnovers four times this season.
  - 7 vs Miss Valley State 8 vs Central Arkansas 9 vs Missouri 6 at Kentucky

## SEC Road Wins

- During its 12-game SEC win streak, Arkansas won back-to-back road games at Kentucky and Missouri.
- ^ The last time Arkansas won back-to-back road SEC games was Feb. 11 and 15, 2017.
- ^ The last time Arkansas won road games in the same week was Feb. 10 and 14, 2014.

# #PR HOGS

**39** NBA Draft Selections **16** All-Star Game Appearances **14** All-Defensive Team Honors



## CURRENT HOGS IN THE NBA



### DANIEL GAFFORD

- 2nd Year in NBA
- 2019 - 2nd RD/38th overall



### MASON JONES

- 1st Year in NBA
- 2020 - Free Agent



### PATRICK BEVERLEY

- 9th Year in NBA
- 3x NBA All-Defensive Team
- 2009 - 2nd RD/42nd overall



### ISAIAH JOE


- 1st Year in NBA
- 2020 - 2nd RD/49th overall



### BOBBY PORTIS

- 6th Year in NBA
- 2015 - 1st RD/22nd overall

**12** First Round Draft Picks **7** All-NBA Selections **3** NBA Champions



## USA NBA G LEAGUE

- Dusty Hannahs** Santa Cruz Warriors

## BELGIUM

- Jabril Durham** Belfius Mons-Hainaut

## CHINA

- Sonny Weems** Guangdong Southern

## CZECH REPUBLIC

- Delvon Johnson** Svitavy

## FRANCE

- Courtney Fortson** AS Monaco Basket
- Dustin Thomas** BC Souffelweyersheim

## GREECE

- Moses Kingsley** AEK
- Daryl Macon** AEK

## HUNGARY

- Adrio Bailey** OSE Lions

## ISRAEL

- Coty Clarke** Bnei Hertzeliya
- Rashad Madden** Netanya

## IRAQ

- Arlando Cook** Zakho

## ITALY

- Jaylen Barford** Vanoli Basket Cremona
- Charles Thomas** Scafati

## LUXEMBOURG

- Michael Jones** Larochette B

## MEXICO

- B.J. Young** Libertadores de Queretaro

## MACEDONIA

- Jeantal Cylla** Vardar

## TUNISIA

- Willy Kouassi** DSG





- Arkansas won at Vanderbilt prior to the Kentucky-Missouri sweep and won at South Carolina for a streak of four consecutive SEC road wins.
- Arkansas had not won four straight SEC game since Feb. 1995.**
- Arkansas has scored 80+ points in five SEC road games this year (5-0 record when doing so). It is the most 80+ point games on the road in a season since 1994-95 (six times, went 5-1). (HogStats.com)

## Poll Wins

- The #20 Arkansas vs #6 Alabama game on Feb. 24 was **the first top 25 match-up in Bud Walton Arena since** then #16 Arkansas defeated then #13 South Carolina, Feb. 18, 1998.
  - With the win, Arkansas is now 100-154 when facing a ranked team.
  - This was Arkansas' first win over a team ranked #6 since beating then #6 Kentucky on Feb. 20, 1999.
  - The 15-point win over a top 10 program is the fifth-largest margin of victory by the Razorbacks all time. (HogStats.com). The top four margins of victory vs top 10 include: +27 vs. #8 Alabama (1/6/2007), +17 at #8 Kentucky (1/25/92), +16 vs #2 Auburn (2/24/1999).
- Arkansas has beaten two top 10 teams this year** (at #10 Missouri and vs #6 Alabama) in the nation in the same season **since the 2008-09 season**, taking down #4 Oklahoma, 96-88, on Dec. 20, 2008, and #7 Texas, 67-61, on Jan. 6, 2009.
  - The last time Arkansas beat two top 10 programs in the same month was Feb. 2006 versus #10 Florida, 85-81, on Feb. 18, 2006, and #10 Tennessee, 73-69, on Feb. 25, 2006.
- Including the two wins this season over top 10 opponents, the Razorbacks' are just 13-32 versus top 10 opponents since 2000 - including three wins (two this year) since 2010.
- Arkansas is 402-115 all-time (6-1 this year) when playing as a ranked AP team.**
  - Arkansas, then #24, beat Florida in its return to the poll since Jan. 6, 2018.
  - Arkansas beat #6 Alabama and LSU in the same week as the #20 team.
  - Arkansas beat South Carolina and Texas A&M as the #12 team (AP) in the land.
  - Arkansas was 1-1 at the SEC Tournament as the #8 team.
- Eric Musselman is 44-13 when his team is ranked in either poll, 6-1 at Arkansas.



## NATION'S #5 RECRUITING CLASS

Moses Moody • KK Robinson • Jaylin Williams • Devo Davis

### #5 Recruiting Class; 3 Top Grad Transfers

- Arkansas' 2020 recruiting class was a consensus top 10 haul. The group included four, four-stars and all are Arkansas natives.
- The ranking did not include three of the top 20 graduate transfers and two players among the nation's top 50 sit-out transfers.

#### THE FOLLOWING IS A BREAKDOWN:

#### • 2020 RECRUITING CLASS

	5th ESPN	8th 247Sports	11th Rivals
Recruits	ESPN	247 Comp	247 Rivals
Moses Moody	★★★★ 45th	45th	40th
POSITION	10th SG	9th SG	8th SG
KK Robinson	★★★★ 82nd	61st	39th
POSITION	19th PG	11th PG	8th PG
Devo Davis	★★★★ 89th	113th	153rd
POSITION	19th SG	15th CG	20th SG
Jaylin Williams	★★★★ 94th	80th	93rd
POSITION	15th C	15th C	13th C

#### • GRADUATE TRANSFERS

Jalen Tate	#5 (NBC Sports)	#8 (247Sports)	#10 (CBS AND Stadium)
Vance Jackson Jr.	#8 (CBS)	#18 (Stadium)	#32 (ESPN)
Justin Smith	#11 (Stadium)	#22 (ESPN)	

#### • SIT-OUT TRANSFERS

JD Notae	#29 (ESPN)
Connor Vanover	#44 (ESPN)

## The Avengers

- Arkansas is 4-0 this year when playing an opponent for the second time, including avenging losses to #10 Missouri, #6 Alabama and LSU. Arkansas also swept Auburn.
- In his Coach Muss' two years at Arkansas, **the Hogs are 7-2 when playing an opponent twice in the same year.**
  - Last year, Arkansas was swept by Miss State and Arkansas beat A&M the first meeting (SEC opener) but lost to the Aggies in the second meeting (season finale).
- Arkansas is **6-1 when trying to avenge a loss** under Coach Musselman
  - Last year: 3-1 - Avenged losses to Missouri, Tennessee and LSU but lost when trying to avenge its loss to Miss State.
  - This year, 3-0 - Avenged losses to Missouri, Alabama and LSU.

## GroundHog Month

- Arkansas went undefeated in February (6-0) for the first time since 1993-94.
- Also this year, Arkansas was undefeated in November (2-0) and December (7-0).
  - The last time the program had multiple undefeated months was 1993-94 - 1-0 in Nov., 7-0 in Dec., 8-0 in Feb and 1-0 in April.

## "Zero" Coincidence

- There is "zero" coincidence that Arkansas won 12 straight SEC games thanks to #0 ... a "healthy" Justin Smith.
- Smith was injured in the first half of the SEC season-opening win at Auburn and had ankle surgery the next day (Jan. 1). Arkansas lost three of the next four games with Smith sidelined and dropped a decision at Alabama with a limited Smith back in the lineup - 14 days after his surgery.
- Since that Alabama game, Arkansas was 12-2 over the last 14. **The Hogs are 21-3 with Smith in the starting lineup** (lost at Alabama in perhaps a premature return to the lineup, lost a four-point game at Oklahoma State - game was tied with 30 seconds to go and lost a six-point game to LSU in the SEC semis - a game Arkansas was down 1 with 37 seconds left).
- Over the last 14 games, Smith is averaging 14.5 ppg and 7.1 rpg while shooting 60.4% from the field. His 32 assists rank second-most on the team over the span and his 15 steals rank third.**
- Vs Mississippi State, Smith had a double-double with 10 points and 10 rebounds.**
- At Oklahoma State, Smith led the team in scoring (18), rebounds (7) and assists, tying his career-high.**
- At Missouri, Smith led the team in scoring (19) and rebounds (6) and tied for the team lead in assists (3).**
- Vs Florida, Smith had 15 points (7=9 FG) with six rebounds and career-highs in steals (5) and assists (4).**
- Vs Alabama, Smith had a double-double with 11 points and 12 rebounds.**
- Vs LSU, Smith recorded his second-straight double-double (19 pts & 10 reb)**
- At South Carolina, Smith had 22 points and 8 rebounds.**
- Had 21 points and 8 rebounds in the SEC quarterfinal win over Missouri with three assists and two steals**
- Added 21 points (10-of-13 FG) and seven rebounds vs LSU in the SEC semis.**

## No One Made 2 Bigger Plays Than Tate One Week, Except Maybe...

- Jalen Tate was not named the SEC Player of the Week after leading Arkansas to two road wins at Kentucky and at #10 Missouri. However, it would be hard to argue no player made two bigger plays in clutch moments that led to a win ... except his own teammates.

**1A.** At Kentucky and Arkansas down one, **JALEN TATE** got an offensive rebound with seven seconds left, was fouled and sank two free throws to give Arkansas an 81-80 lead.

**1B.** Kentucky still had a chance but **DAVONTE DAVIS** followed through with his prediction during a timeout between Tate's free throws that he would make the game winning steal.

**2A.** With Arkansas up one and 21 seconds left in overtime, Missouri's Dru Smith looked to have a clean line to the basket for a layup. However, **JALEN TATE** chased him down from behind and blocked the shot.

**2B.** Tate's block was initially ruled basket interference. After review, it was deemed a clean block. However, by rule, the ball was dead and went to Missouri on alternating possession. On the ensuing play, **MOSES MOODY** stripped Parker Braun, was fouled and made two free throws to put the Hogs up three with 12 seconds left.

**2C.** With the game still in doubt after Moody's free throws, **DAVONTE DAVIS** picked up Xavier Pinson three-quarter court and got his hand on Pinson's final shot attempt with 3.7 seconds left that Justin Smith grabbed.

**2D.** **JUSTIN SMITH** was fouled, made both free throws to seal the win.

- As a side note, **MOSES MOODY was named the College Sports Madness SEC Player of the Week for a second time this season after the Kentucky and Mizzou wins.**



## Effort. Energy. Enthusiasm.

### Sixth Man Has Fourth-Best

- JD Notae carried Arkansas in its quarterfinal win over Missouri.
  - ^ Notae scored 27 points, his best as a Razorback and the fourth-best output of his career.
  - ^ It was his fifth 20-point game of the season and his 20th 20-point game of his career.
  - ^ Scored 12 points during a 16-0 run in the first half to turn a 10-pt deficit (Mizzou's largest lead) into a 6-pt lead
  - ^ Scored 16 of the team's 32 first-half points.
  - ^ Made a desperation bank shot in the lane as the shot clock was expiring and 1:19 left in the game to put the Hogs' up five (65-60).

### J Tate the Great

- Jalen Tate has been exactly what was expected of him ... a long, lock-down defender that is a strong rebounder and pass-first point guard that can score. In other words a **stat sheet stuffer**.
- During Arkansas' 12-game SEC win streak, Tate averaged 11.6 ppg with a team-best 41 assists and a team-best 17 steals while shooting 50% from the field and 35.5% from 3PT.
  - ^ He has scored at least 12+ points 14 times this season.
  - ^ Thanks to a career-high 11 assists versus UCA and adding 10 versus Georgia, he has a team-best 105 assists and ranks 3rd in the SEC with 4.2 assists/gm.
  - ^ In both his double-doubles (UCA and UGA), Tate had a combined 21 assists with just one turnover.
  - ^ Has at least four rebounds 16 times including an SEC-best six in just 13 minutes in the LSU win..
  - ^ Is 23-of-67 (.343) from 3-point range. Tate only made 8-of-44 3-pointers in 2019-20 and just 6-of-28 in 2017-18. (Note: he did make 24-of-59 in 2018-19.)

### This Devo Gets Satisfaction

- Davonte "Devo" Davis is making a name for himself as making clutch plays in key moments.
  - ^ At Kentucky: Had a steal in the steal in the final seconds to seal the win
  - ^ At Missouri: Up 3 pts, blocked a 3-pt shot with 3.7 seconds to seal the win
  - ^ Vs. Texas A&M: Had two steals in the final minute to seal the win
- Had 22 assists the last five – 56 or the season
- Had 27 rebounds the last three – 108 of the season
- In the SEC Tournament
  - ^ six rebounds and 4 assists vs Missouri
  - ^ eight boards with five assists, four steals and 10 deflections vs LSU.

### Will to Win; +45 Last Two Games Played

- Jaylin Williams had put together back-to-back career games and has led the team in Plus-Minus each game with +30 vs Bama and +15 vs LSU.
  - ^ He is averaging 10.5 ppg 7.0 rpg

#### ALABAMA

- Scored a **career-high 13 points**. His previous high was nine points (versus Mississippi Valley State in the season opener) and his best point production in an SEC game was eight in a loss to Missouri on Jan. 2, 2021.
- Williams sparked a 17-2 run early in the second half. After Bama scored seven straight to take the lead, Williams made three straight field goals to put Arkansas up one. After a Bama basket, Williams made 2-of-3 free throws to put the Hogs back in front, 48-47, and Arkansas held the advantage the rest of the game.
- Williams, who was an impressive +30 in his 22 minutes played, scored 12 of his 13 points in the second half and he pulled down all eight of his rebounds in the period.

#### LSU

- Posted a **career-high four blocked shots**, played a **career-high 29:49 minutes** and tied a **career-high with two steals**.
- \* Added six rebounds and two assists.
- \* Tallied a **career-high 10 deflections** and he led the team with a Plus-Minus of +15.

### Taking Charge

- Arkansas has taken 56 charges this season (2.0 per game).
- Arkansas took 10 charges in the SEC Tournament, including nine in the quarterfinal vs Missouri thanks to five by Moses Moody and two by Justin Smith.
- **Jaylin Williams leads the team with 13 charges taken despite missing the last four games.**
- **Moses Moody DREW FIVE CHARGES VS MIZZOU IN THE SEC TOURNEY.** He has 12 for the season to rank second on the team.
- Jalen Tate is third with 11.

### Block Party: 11th in NCAA


- Arkansas had 11 rejections in the win over Alabama, including a **career-high four by Jalen Tate**, a **career-high three by Moses Moody** and two by Ethan Henderson. The Razorbacks added six in the win over LSU including a **career-high four by Jaylin Williams** while Connor Vanover blocked four shots at South Carolina.
  - ^ The 11 blocked shots were the most by the Hogs in the Musselman era and tied for the most by a Musselman-coached team.

## HIGHEST PRAISE

- Hall of Fame coach Nolan Richardson certainly knows a thing or two about playing defense.
- The architect of "40 Minutes of Hell" recently said of Arkansas' defense on a radio interview...

***"Their half-court defense is as strong or as good as any defense I've ever seen."***

**- Nolan Richardson**  
**Hall of Fame Basketball Coach**



### Patrick On Australian National Team Staff

Basketball Australia released its Australian Men's Basketball Squad for the Tokyo 2020 Olympic Games, and it was announced that University of Arkansas associate head basketball coach David Patrick will serve as assistant coach for this campaign.

Patrick has previously served on the "Boomers" staff, helping the National Team qualify for the Olympics with its performance at the 2019 FIBA Basketball World Cup. Brian Goorjian, who led the National Team at the 2004 and 2008 Olympics, returned to the Boomers as head coach in November 2020 and has asked Patrick to remain on staff this summer.

"I am honored to once again serve with the Australian National team," Patrick said. "I am thrilled Coach Goorjian elected to have me be a part of his staff. We have a lot of NBA, NBL and world-class talent on this squad. Having Coach Goorjian back as the head coach gives us a great opportunity to win a gold medal. I have deep roots in Australia and know the great talent the country has and continues to produce. This is a great honor, and I am thankful to Arkansas head coach Eric Musselman and everyone at the University for allowing me to pursue this opportunity."

The Boomers, currently ranked #3 in the world, reached the semifinals at the 2019 FIBA World Cup.

This Australian Squad includes three NBA players Patrick recruited and coached at previous collegiate coaching stops, including **Patty Mills** (San Antonio Spurs), **Matthew Dellavedova** (Cleveland Cavaliers) and **Ben Simmons** (Philadelphia 76ers).

"Coach Patrick is highly regarded for his coaching and teaching capabilities as well as his personal qualities," said Jan Stirling, general manager High Performance Basketball Australia. "He brings added value of having a deep understanding of our Australian basketball system. Like us, Arkansas has also recognized his depth of knowledge and experience as a respected and valued member to the program and community."

Patrick grew up in Melbourne, Australia, and moved to the United States during high school. He calls himself the "Bermuda Triangle" as he was born in Bermuda and has tri-citizenship in Bermuda, Australia and the United States..

- Arkansas has blocked at least four shots in 13 of the last 15 games and **RANKS 11TH IN THE NCAA** in blocks per game (5.2) – 6th in total blocks (145).
- Connor Vanover five blocked shots each versus Ole Miss and Oklahoma State and four at South Carolina.
  - Vanover had six blocked shots vs North Texas earlier this season.
  - He ranks 5th in the SEC / 44th in the NCAA in blocks per game (1.82) and ranks 26th nationally / 3rd in the SEC in total blocked shots (51).
- OTHER TEAM LEADERS: Jaylin Williams (17), Moses Moody (17), Justin Smith (14), Jalen Tate (12), Ethan Henderson (12) and JD Notae (10).

## 4 Hogs Top 1,000

- Although Arkansas' roster has a lot of new faces, the roster has a lot of experience.
- Vance Jackson Jr., drained four 3-pointers during a 28-0 run in the first half of the season opener. With his fourth triple, Jackson eclipsed the 1,000-point plateau. He also grabbed his 500th career rebound in the game.
- Jalen Tate scored his 1,000th career point versus Central Arkansas and dished out his 300th career assist versus Lipscomb. With four boards in the Auburn win (1/20), he grabbed his for 400th career rebound.
- JD Notae scored his 1,000th career point in just his 66th career game played (vs Central Arkansas).
- Justin Smith became the fourth member at Missouri. Needing just one point entering the game, the graduate transfer made two free throws at the 5:05 mark of the first half to break the barrier. With six rebounds vs Ole Miss, he eclipsed the 500-rebound plateau for his career.

PLAYER	CAREER PTS	TO REACH
VANCE JACKSON JR	1,094	Scored 1,000th career pt vs MVSU
JALEN TATE	1,240	Scored 1,000th career pt vs UCA
JD NOTAE	1,300	Scored 1,000th career pt vs UCA
JUSTIN SMITH	1,133	Scored 1,000th career pt at MIZ

## Comeback Kids

- Arkansas dug a 19-point deficit with 4:17 left in the first half versus Auburn.
  - Arkansas went on a 13-4 run to get to within 10 (41-31) before Sharife Cooper hit two free throws with 13 seconds left to provide the halftime score (43-31).
  - To start the second half, Arkansas went on an 18-4 run to grab its first lead (47-45 at the 13:26 mark).
- With the win, Arkansas snapped a 42-game losing streak when trailing by 12-plus points at halftime dating back to a 72-69 win at Georgia on Feb. 3, 2010 (HogStats.com). Arkansas trailed Georgia 37-22 at halftime back in 2010.
- Arkansas is now 3-78 when trailing by 12-plus points since January 1995 and just 11-108 since January 1970 (HogStats.com).
- Arkansas also dug itself a hole in the Mississippi State game. The Hogs were down 14-2 to start the game and down 13 (18-5) with 8 minutes left before halftime.
  - From that point, Arkansas went on a 23-2 run over the next 7:22 (a 12-0 run and 11-0 run) to lead 28-20 with 26 seconds left before the break.
  - Mississippi State scored the final two points of the first half and the first two of the second half to make the score 28-24. However, Arkansas answered with a 14-2 run. MSU got to within five (72-37 with 9:36) but Arkansas out-scored the Bulldogs 19-6 before 3-pointer by MSU's Derek Fountain with 48 ticks left to provide 61-45 final.
- Arkansas trailed at halftime: at #10 Missouri (by 4), in the home win versus LSU (by 5), in the regular-season finale versus Texas A&M (by 3).
  - The Razorbacks are 5-4 this season when trailing at halftime (4-1 at home) after being 4-11 in such games last season.

## Moody Honored Dec. 7 and Feb. 15

- Arkansas guard Moses Moody was named the **SEC Freshman of the Week** and **College Sports Madness SEC Player of the Week** on Dec. 7. He was also named the **College Sports Madness SEC Player of the Week** on Feb. 15.

### HONOR Dec. 7

- Moody averaged 21 points, 8.5 rebounds and two assists in wins over UT Arlington and Lipscomb. He made 70 percent of his shots from the field (14-of-20) – including 4-of-6 from 3-point range – while going 10-of-13 at the free throw line.
- The Little Rock product had game highs with 24 points and nine rebounds versus UTA to become the first Razorback freshman since Booby Portis in 2014 to have at least 24 and nine in a game. He followed that with an 18-point, eight-rebound performance versus Lipscomb. Moody made 7-of-his-8 shots, including 2-of-3 from 3-point range, while adding three assists in just 24 minutes played.

### HONOR Feb. 15

- Moody averaged 15.0 points with 6.0 rebounds but made several highlight reel plays.
  - At Kentucky, he led the team with seven rebounds and, after sitting most of the first half due to foul trouble, played all 20 minutes of the second half with 11 points and five rebounds. He made a steal that led to a fastbreak layup.
  - At Missouri, he scored Arkansas' first seven points before picking up two early fouls and sitting most of the half. He finished with 16 points (6-of-6 at the FT line), five rebounds, two steals and two blocked shots. He played the final 25 minutes and three big plays in overtime.
- Sank two free throws with 1:17 left to give Arkansas a one-point lead

- Down one, had a key assist to put the Hogs back up one (82-81) with 58 ticks left
- Up one and after Missouri retained possession on a "jump ball", Moody got a steal with 12 ticks left and he was fouled. He made both free throws to put the Hogs up three.

## Moody Doubles Up as SEC Freshman of the Week

- Moses Moody was named the SEC Freshman of the Week in each of the last two weeks of the regular season.
  - First, Moody helped Arkansas get wins over the top two teams in the SEC (Alabama and LSU, who was tied for 2nd with Arkansas). Second, Arkansas closed the year with a road win at South Carolina and a home win versus Texas A&M.

### MARCH 1 HONOR

- Averaged 21.0 points and 6.5 rebounds and was a combined 27-of-33 at the free throw line in the two games.
- Set career highs in both games for assists and had a career-high for blocked shots.
- ALABAMA: 24 points – 5 rebounds – 4 assists – 3 blocked shots – 1 steal
- LSU: 18 points – 8 rebounds – 5 assists

### MARCH 8 HONOR

- Averaged 28.0 points and 6.0 rebounds. Marked the 3rd time he scored a career-high 28.
- Combined 19-of-30 (63.5%) from the field and 9-of-17 (52.9%) in the two games.
- Played 70 minutes in the two game with **ZERO TURNOVERS**.
- At South Carolina: 28 points – 7 rebounds – 2 assists – 2 steals
- Versus Texas A&M: 28 points – 5 rebounds – 2 assists – 2 steals – Made a career-high 5 3-pointers (5-of-8)
- Made a crucial block at the rim on a dunk attempt with the game tied and 1:30 left in the contest.

## 3-Ball Streak Continues

- On Feb. 9, 2019, Mason Jones made a 3-pointer at 18:43 of the first half at South Carolina to mark the 1,000th-straight game Arkansas made at least one triple.
- Arkansas fans were getting nervous the streak might end versus Texas Southern in 2019-20. The Razorbacks were 0-of-13 from distance in the first half. However, Isaiah Joe opened the second half with a triple and would make six in the period en route to 29 second-half points – 33 total.
- Arkansas ranks third on the NCAA active list of teams that have made at least one 3-pointer.
  - UNLV 1,127 consecutive games (thru 3/11)
  - Duke 1,112 consecutive games (thru 3/10)
  - ARKANSAS 1,071 CONSECUTIVE GAMES (THRU 3/13)
  - Western Kentucky 1,066 consecutive games (thru 3/13)
- UNLV and Princeton (959 straight games) have made a 3-pointer in every game since the NCAA adopted the rule in 1986-87.
- The last game Arkansas did not make a 3-pointer was when the Razorbacks went 0-for-2 at Texas on Jan. 07, 1989.



### PLAYERS IN THE NCAA WITH 50+ BLOCKS AND 20+ 3'S MADE

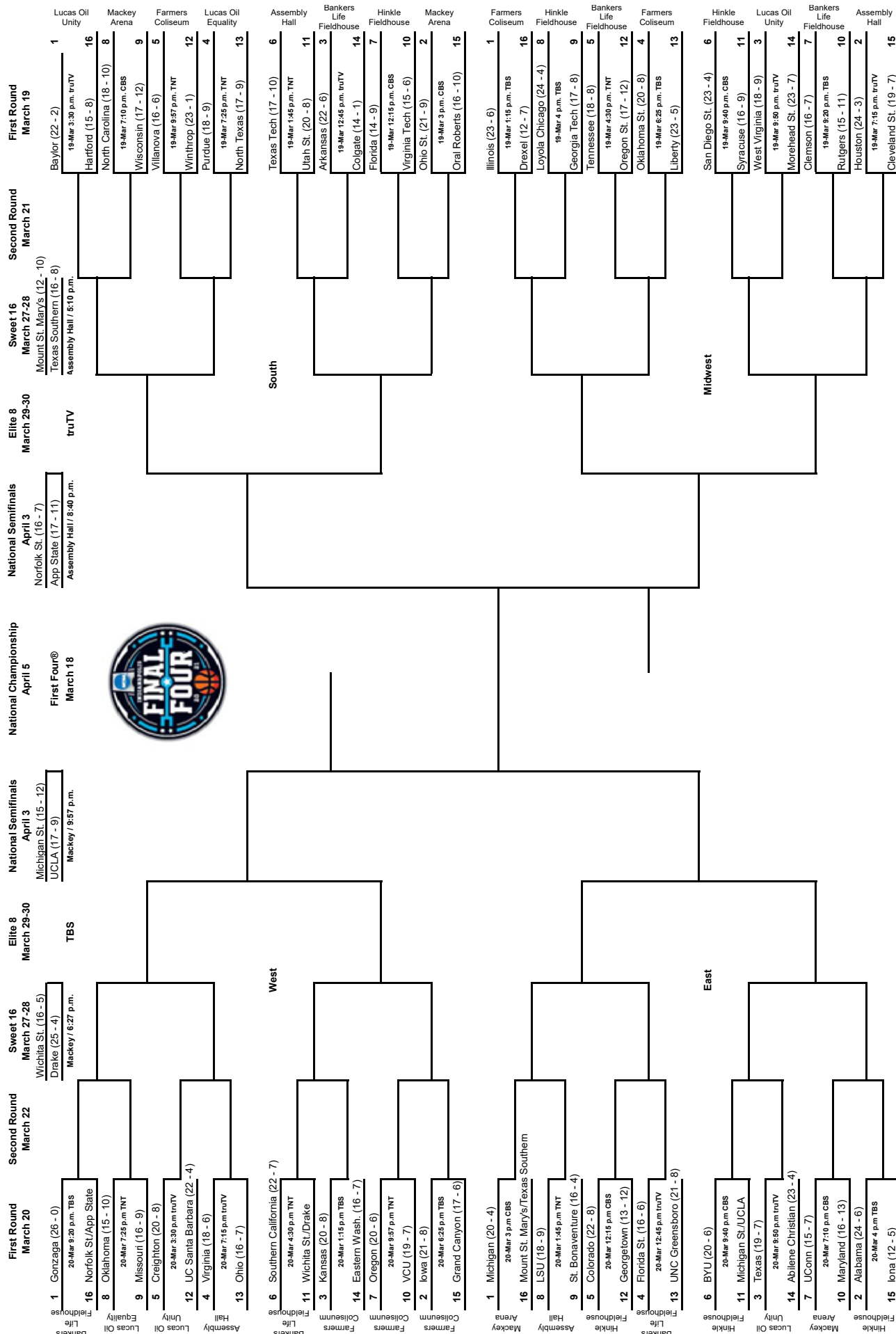
Connor Vanover, ARK	51 blocks	24 3's
Hayden Koval, UNGC	65 blocks	26 3's
Jay Huff, UVA	62 blocks	28 3's

Vanover the first Arkansas player with 50+ blocks and 20+ 3's made in a season. Only nine other Hogs have reached those levels in an entire career: (HogStats.com)

Carl Baker (54 BLK • 29 3's)	Todd Day (102 BLK • 226 3's)
Ron Huery (70 BLK • 94 3's)	Vincent Hunter (79 BLK • 32 3's)
Bobby Portis (104 BLK • 23 3's)	Marshawn Powell (96 BLK • 42 3's)
Michael Qualls (55 BLK • 103 3's)	Darnell Robinson (62 BLK • 28 3's)
Mike Washington (107 BLK • 22 3's)	



# 2021 NCAA Division I Men's Basketball Championship



© 2021 National Collegiate Athletic Association. No commercial use without the NCAA's written permission.  
The NCAA opposes all forms of sports wagering.



- The Southeastern Conference unveiled its 17th annual men's basketball coaches preseason All-SEC team Thursday with Arkansas junior guard Desi Sills being named to the second team.
- The Jonesboro product showed great improvement from his freshman to his sophomore season as nearly all his numbers virtually doubled including his scoring (5.3 avg. to 10.6 avg.), his minutes (from 16.9 avg. to 31.2 avg.), 3-pointers made (29 to 47) and rebounds (1.3 avg. to 3.0 avg.).



- Arkansas guard Moses Moody was named the SEC men's basketball Freshman of the Week on Dec. 7.
- Moody averaged 21 points, 8.5 rebounds and two assists in wins over UT Arlington and Lipscomb. He made 70 percent of his shots from the field (14-of-20) - including 4-of-6 from 3-point range - while going 10-of-13 at the free throw line.
- The Little Rock product had game highs with 24 points and nine rebounds versus UTA. He followed that with an 18-point, eight-rebound performance versus Lipscomb. Moody made 7-of-his-8 shots, including 2-of-3 from 3-point range, while adding three assists in just 24 minutes played.



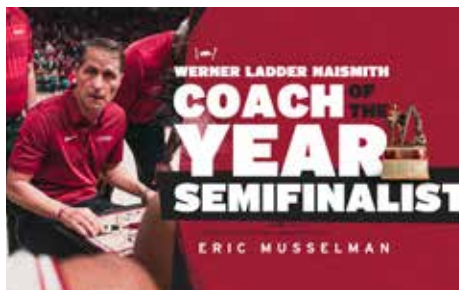
- After wins over the top two teams in the SEC, Arkansas guard Moses Moody was named the SEC Freshman of the Week on Mar. 1
- Moody averaged 21.0 points and 6.5 rebounds while setting career highs in both games for assists and a career-high for blocked shots against Alabama.
- Versus Alabama, he scored 24 points with 5 rebounds, a then career-high 4 assists, a career-high 3 blocked shots and 1 steal. Moody was additionally a career-best 16-of-19 at the free throw line.
- Versus LSU, he added 18 points, 8 rebounds and a career-high 5 assists
- Was a combined 27-of-33 at the free throw line in the two games.



- After wins over #6 Alabama and LSU, who was tied for 2nd in the SEC, Arkansas was named the National Team of the Week by Andy Katz of NCAA March Madness.
- Arkansas clinched the #2 seed at the SEC Tournament.
- The wins capped a 6-0 February for the Razorbacks with five NCAA QUAD 1 wins.



- In a continuing effort to recognize the accomplishments of student-athletes beyond the field of competition, the SEC once again highlighted a Community Service Team for men's basketball for the 2020-21 season. Freshman Moses Moody was selected as Arkansas' representative.
- Moody has established himself as a leader prior to his arrival at Arkansas and he has continued to do so since arriving on campus. He is a member of the school's Student-Athlete Advisory Committee and serves on Arkansas Athletics' African American Student-Athlete Leadership Council. It was through the latter that he helped the Department develop an "EQUALITY" initiative that resulted in all Razorback uniforms and playing facilities featuring the "EQUALITY" logo. Moody additionally did a virtual book reading for elementary children as well as doing a social media post to discuss the importance of voting.



- Arkansas head coach Eric Musselman was named one of 10 semifinalists for the 2021 Werner Ladder Naismith Men's Coach of the Year given by the Atlanta Tipoff Club.
- Musselman, who is in his second year at Arkansas, led the Razorbacks to a second-place finish in the SEC during the regular season to earn a double-bye to this year's SEC Tournament. Last year, Arkansas (20-12) was the #11 seed at the SEC Tournament - playing in the opening round of the event. Arkansas was picked to finish sixth in this year's SEC preseason media poll.

## Effort. Energy. Enthusiasm.



- Moses Moody scored 28 points in both wins - at South Carolina and versus Texas A&M - to earn SEC Freshman of the Week honors for the second straight week and third time this season. He shared the honor with LSU's Cameron Thomas on Mar. 8.
- Moody joins elite company - Daniel Gafford (2017-18), Bobby Portis (2012-13) and Patrick Beverly (2006-07) - as the only Razorbacks to be a three-time SEC Freshman of the Week honoree.
- Moody tied his career high by scoring 28 points in both wins while shooting a combined 19-of-30 (63.5%) from the field and 9-of-17 (52.9%) in the two games (tying his career-high with four triples at USC only to top it with five versus Texas A&M) while playing 70 minutes with zero turnovers.




- JD Notae was voted the SEC Sixth-Man of the Year by the league's coaches. He becomes the second Razorback to be earn the honor, joining Eric Ferguson (2006).
- Was the team's first substitute off the bench 12 times and Arkansas was 11-1 in such games.
- In the SEC through the regular season, ranked 9th in free throws made (79), 12th in field goals made, 12th in 3-pointers made (44), 13th in steals and 13th in total points (335).
- Shot 20 percentage points better from 3-point range in SEC games (.347) than he did for the season (.328).



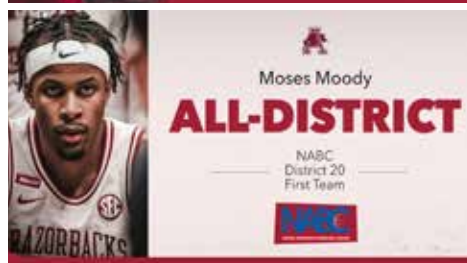
- JD Notae was named the National Sixth Man of the Year by Bleacher Report. According to the website...
- Notae as been a microwave scorer for the Razorbacks. The second Notae comes off the bench, he's ready to let it fly.
- He averages 23.1 points per 40 minutes, as well as 5.7 rebounds, 3.5 assists and 2.6 steals. Already this season, there have been nine games in which Notae scored at least 18 points off the bench. And despite playing only 22.3 minutes on average, he ranks second on the team at 12.9 points per game.
- Notae is going to catch a lot of people by surprise with his explosiveness off the bench during the NCAA tournament.





• Moses Moody was named consensus first team All-SEC as well as the SEC Freshman of the Year (Coaches) and SEC Newcomer of the Year (Media).

- 9th Razorback (11 total honors) to be a consensus first team All-SEC pick.
- 1st Razorback freshman to be named AP first team and the 2nd to be named Coaches first team All-SEC.
- 2nd Razorback to be named SEC Freshman of the Year and 3rd to be AP Newcomer of the Year.
- Is the 11th Razorback (15 total honors) to earn first team All-SEC by the coaches and 11th Razorback (13 total honors) to earn first team AP first-team by the media.
- Gives Arkansas its 19th member of the SEC All-Freshman team.



## 2021 SEC POSTSEASON HONORS

### FIRST TEAM ALL-SEC - AP

Herb Jones, Alabama  
**MOSES MOODY, ARKANSAS**  
Scotty Pippen Jr., Vanderbilt  
Cameron Thomas, LSU  
Trendon Watford, LSU

### SECOND TEAM ALL-SEC - AP

Tre Mann, Florida  
Sahvir Wheeler, Georgia  
John Petty, Alabama  
Jeremiah Tilmon, Missouri  
Dru Smith, Missouri

### "OF THE YEAR" HONORS - AP

Coach of the Year: Nate Oats, Alabama  
Player of the Year: Herbert Jones, Alabama  
**Newcomer of the Year: MOSES MOODY, Arkansas**

### FIRST TEAM ALL-SEC - COACHES

Herbert Jones, Alabama  
John Petty Jr., Alabama  
**MOSES MOODY, ARKANSAS**  
Tre Mann, Florida  
Cameron Thomas, LSU  
Devontae Shuler, Ole Miss  
Dru Smith, Missouri  
Scotty Pippen Jr., Vanderbilt

### SECOND TEAM ALL-SEC - COACHES

Jaden Shackelford, Alabama  
Colin Castleton, Florida  
Sahvir Wheeler, Georgia  
Javonte Smart, LSU  
Trendon Watford, LSU  
D.J. Stewart Jr., Mississippi State  
Jeremiah Tilmon, Missouri  
AJ Lawson, South Carolina

### SEC ALL-FRESHMAN - COACHES

Joshua Primo, Alabama  
**MOSES MOODY, ARKANSAS**  
Sharife Cooper, Auburn  
KD Johnson, Georgia  
Isaiah Jackson, Kentucky  
Cameron Thomas, LSU  
Keon Johnson, Tennessee  
Jaden Springer, Tennessee

### SEC ALL-DEFENSIVE - COACHES

Herbert Jones, Alabama  
Isaiah Jackson, Kentucky  
Abdul Ado, Mississippi State  
Dru Smith, Missouri  
Yves Pons, Tennessee

### "OF THE YEAR" HONORS - COACHES

Coach of the Year: Nate Oats, Alabama  
Player of the Year: Herbert Jones, Alabama  
Scholar-Athlete of the Year: Dylan Disu, Vanderbilt  
**Freshman of the Year: MOSES MOODY, Arkansas**  
**Sixth-Man of the Year: JD NOTAE, Arkansas**  
Defensive Player of the Year: Herbert Jones, Alabama

### SEC COMMUNITY SERVICE TEAM

Tyler Jones, Alabama  
**MOSES MOODY, ARKANSAS**  
Babatunde Akingbola, Auburn  
Anthony Duruji, Florida  
P.J. Horne, Georgia  
Olivier Sarr, Kentucky  
Andre Hyatt, LSU  
Jarkel Joiner, Ole Miss  
Abdul Ado, Mississippi State  
Mitchell Smith, Missouri  
Alanzo Frink, South Carolina  
John Fulkerson, Tennessee  
Emanuel Miller, Texas A&M  
Isaiah Rice, Vanderbilt

• NCAA TOURNAMENT •

**First Round – Friday, March 19**



(7) Florida vs. (10) Virginia Tech	12:15 p.m.	CBS
<b>(3) ARKANSAS VS. (14) COLGATE</b>	<b>12:45 P.M.</b>	<b>truTV</b>
(1) Illinois vs. (16) Drexel	1:15 p.m.	TBS
(6) Texas Tech vs. (11) Utah State	1:45 p.m.	TNT
(2) Ohio State vs. (15) Oral Roberts	3 p.m.	CBS
(1) Baylor vs. (16) Hartford	3:30 p.m.	truTV
(8) Loyola Chicago vs. (9) Georgia Tech	4 p.m.	TBS
(5) Tennessee vs. (12) Oregon State	4:30 p.m.	TNT
(4) Oklahoma State vs. (13) Liberty	6:25 p.m.	TBS
(8) North Carolina vs. (9) Wisconsin	7:10 p.m.	CBS
(2) Houston vs. (15) Cleveland State	7:15 p.m.	truTV
(4) Purdue vs. (13) North Texas	7:25 p.m.	TNT
(7) Clemson vs. (10) Rutgers	9:20 p.m.	TBS
(6) San Diego State vs. (11) Syracuse	9:40 p.m.	CBS
(3) West Virginia vs. (14) Morehead St	9:50 p.m.	truTV
(5) Villanova vs. (12) Winthrop	9:57 p.m.	TNT

**First Round – Saturday, March 20**

(5) Colorado vs. (12) Georgetown	12:15 p.m.	CBS
(4) Florida State vs. (13) UNCG	12:45 p.m.	truTV
(3) Kansas vs. (14) Eastern Washington	1:15 p.m.	TBS
(8) LSU vs. (9) St. Bonaventure	1:45 p.m.	TNT
(1) Michigan vs. Mt St. Mary's/TX Sou	3 p.m.	CBS
(5) Creighton vs. (12) UC Santa Barbara	3:30 p.m.	truTV
(2) Alabama vs. (15) Iona	4 p.m.	TBS
(6) USC vs. (11) Wichita State/Drake	4:30 p.m.	TNT
(2) Iowa vs. (15) Grand Canyon	6:25 p.m.	TBS
(7) UConn vs. (10) Maryland	7:10 p.m.	CBS
(4) Virginia vs. (13) Ohio	7:15 p.m.	truTV
(8) Oklahoma vs. (9) Missouri	7:25 p.m.	TNT
(1) Gonzaga vs. (16) Norfolk St/App St	9:20 p.m.	TBS
(6) BYU vs. (11) Michigan State/UCLA	9:40 p.m.	CBS
(3) Texas vs. (14) Abilene Christian	9:50 p.m.	truTV
(7) Oregon vs. (10) VCU	9:57 p.m.	TNT

**2020-21 SEC PRESEASON MEDIA POLL**

1. Tennessee	8. South Carolina
2. Kentucky	9. Ole Miss
3. LSU	10. Missouri
4. Florida	11. Texas A&M
5. Alabama	12. Mississippi State
<b>6. ARKANSAS</b>	13. Georgia
7. Auburn	14. Vanderbilt

# 2020-21 SEC STANDINGS

THROUGH SUNDAY – MAR 14

	SEC	PCT.	HOME	AWAY	OVERALL	PCT.	HOME	ROAD	NEUTRAL	STRK
1. ALABAMA	16-2	.889	9-0	7-2	24-6	.800	12-1	7-3	5-2	W6
2. ARKANSAS	13-4	.765	8-1	5-3	22-6	.786	16-1	5-4	1-1	L1
3. LSU	11-6	.647	7-1	4-5	18-9	.667	11-2	4-6	3-1	L1
4. TENNESSEE	10-7	.588	6-3	4-4	18-8	.692	13-3	4-4	1-1	L1
5. FLORIDA	9-7	.563	5-3	4-4	14-9	.609	6-3	5-5	3-1	L1
6. OLE MISS	10-8	.556	6-3	4-5	16-11	.593	10-4	5-6	1-1	L1
7. MISSOURI	8-8	.500	3-4	5-4	16-9	.640	8-4	6-4	2-1	L1
8. KENTUCKY	8-9	.471	4-4	4-5	9-16	.375	5-6	4-6	0-4	L1
9. MISSISSIPPI STATE	8-10	.444	3-6	5-4	15-14	.517	9-6	5-4	1-4	L1
10. GEORGIA	7-11	.389	5-5	2-6	14-12	.539	12-5	2-6	0-1	L2
AUBURN	7-11	.389	4-5	3-6	13-14	.482	8-5	3-8	2-1	W1
12. SOUTH CAROLINA	4-12	.250	2-6	2-6	6-15	.286	3-6	2-7	1-2	L3
13. TEXAS A&M	2-8	.200	1-4	1-4	8-10	.444	6-4	2-4	0-2	L3
14. VANDERBILT	3-13	.188	2-6	1-7	9-16	.360	6-7	2-8	1-1	L1

AP (Mar 15)		
1 Gonzaga (60)	26-0	1,500
2 Illinois	23-6	1,415
3 Baylor	22-2	1,397
4 Michigan	20-4	1,280
<b>5 ALABAMA</b>	<b>24-6</b>	<b>1,242</b>
6 Houston	24-3	1,145
7 Ohio State	21-9	1,138
8 Iowa	21-8	1,132
9 Texas	19-7	993
<b>10 ARKANSAS</b>	<b>22-6</b>	<b>895</b>
<b>11 OKLAHOMA ST</b>	<b>20-8</b>	<b>891</b>
12 Kansas	20-8	803
13 West Virginia	18-9	745
14 Florida State	16-6	651
15 Virginia	18-6	584
16 San Diego State	23-4	521
17 Loyola Chicago	24-4	513
18 Villanova	16-6	490
19 Creighton	20-8	411
20 Purdue	18-9	382
21 Texas Tech	17-10	271
22 Colorado	22-8	243
23 BYU	20-6	125
24 Southern Cal	22-7	125
25 Virginia Tech	15-6	118

COACHES (Mar 15)		
1 Gonzaga	26-0	800
2 Illinois	22-6	745
3 Baylor	22-2	737
4 Michigan	20-4	676
<b>5 ALABAMA</b>	<b>24-6</b>	<b>668</b>
6 Houston	23-3	587
7 Ohio St.	21-8	586
8 Iowa	21-8	549
9 Texas	19-7	488
<b>10 ARKANSAS</b>	<b>22-6</b>	<b>472</b>
<b>11 KANSAS</b>	<b>20-8</b>	<b>433</b>
<b>12 OKLAHOMA ST</b>	<b>20-8</b>	<b>402</b>
13 West Virginia	18-9	395
14 Florida State	16-6	391
15 Virginia	18-6	347
16 Loyola-Chicago	24-4	312
17 Villanova	16-6	289
18 San Diego St.	23-4	273
19 Creighton	20-8	245
20 Purdue	18-9	206
21 Texas Tech	17-10	132
22 Colorado	22-8	127
23 Southern Cal	22-7	104
24 Virginia Tech	15-6	101
25 Oregon	20-6	73

HOGS IN THE POLLS			
WEEK	AP	COACH	NET
Preseason	--	RV/#45	NA
Nov. 30	RV/#40	No Poll	NA
Dec. 7	--	RV/#38	NA
Dec. 14	RV/#38	RV/#39	NA
Dec. 21	RV/#29	RV/#28	NA
Dec. 28	RV/#29	RV/#31	NA
Jan. 4	RV/#37	RV/#34	24
Jan. 11	RV/#35	RV/#39	20
Jan. 18	--	--	35
Jan. 25	--	RV/#38	33
Feb. 1	--	--	33
Feb. 8	RV/#40	RV/#41	29
Feb. 15	<b>24</b>	RV/#28	24
Feb. 22	<b>20</b>	<b>20</b>	26
Mar. 1	<b>12</b>	<b>13</b>	19
Mar. 8	<b>8</b>	<b>8</b>	16
Mar. 15	<b>10</b>	<b>10</b>	14

THE LAST TIME ARKANSAS		
• Ranked on AP Poll Date		
Top 16-25: #20	02/22/21	
Top 11-15: #12	03/01/21	
Top 6-10: #10	03/15/21	
Top 2-5: #5	03/07/95	
No. 1: #1	'94-95 Preseason	
• Vs. Ranked AP Opp - Last Win		
Top 25: 100-154 (LAST W: vs #6 Alabama 2021)		
#25: 3-4 Vanderbilt	1/31/12	
#24: 1-3 Vanderbilt	2/23/00	
#23: 3-7 vs Florida (SEC)	3/9/18	
#22: 4-2 Kentucky (OT)	2/23/11	
#21: 4-3 Texas A&M	2/17/18	
#20: 10-5 Michigan	1/21/12	
#19: 8-3 at LSU	2/2/19	
#18: 5-7 at Ole Miss	1/31/10	
#17: 2-3 at Kentucky	2/27/07	
#16: 3-7 LSU	1/20/07	
#15: 3-5 Mississippi State	1/7/12	
#14: 5-7 Auburn	2/27/18	
#13: 6-3 Kentucky (OT)	1/14/14	
#12: 6-9 Alabama	1/27/07	
#11: 5-8 Missouri	12/5/95	
#10: 5-4 at Missouri	02/13/01	
#9: 2-5 Arizona	04/02/94	
#8: 3-4 Alabama	1/6/07	
#7: 1-5 Texas	1/6/09	
#6: 6-11 Alabama	2/24/21	
#5: 4-4 Texas A&M	1/27/16	
#4: 5-12 Oklahoma	12/30/08	
#3: 0-14 --	--	
#2: 6-8 Florida	2/5/13	
#1: 1-11 vs. UNC (at PB)	2/12/84	

• As Ranked By # - Last Time

AS TOP 25: 402-115		
#25: 6-2 W. Iona	11/30/14	
#24: 7-0 W. Florida	2/16/21	
#23: 6-1 W. at Vanderbilt	1/10/15	
#22: 8-5 L. at Auburn	1/6/18	
#21: 6-4 L. North Texas	12/5/00	
#20: 19-5 W. LSU	2/21/21	
#19: 16-7 L. Ole Miss	1/17/15	
#18: 10-8 L. LSU	3/7/15	
#17: 14-6 L. #21 Iowa (NCAA)	3/13/99	
#16: 13-6 L. #7 Kentucky (SEC)	3/7/98	
#15: 16-3 L. Southern Miss	11/18/00	
#14: 28-4 W. Vanderbilt	2/7/98	
#13: 13-3 W. Centenary	12/18/97	
#12: 21-8 W. Texas A&M	3/6/21	
#11: 20-6 W. South Carolina	2/15/92	
#10: 12-3 W. Ole Miss	2/18/95	
#9: 21-6 W. #5 Kentucky	1/29/95	
#8: 9-10 L. LSU (SEC)	3/13/21	
#7: 18-2 W. Auburn	3/4/95	
#6: 21-3 L. UCLA (NCAA)	4/3/95	
#5: 13-8 L. #3 Kentucky (SEC)	3/2/95	
#4: 13-2 W. at Missouri	12/3/94	
#3: 30-5 W. Tennessee	1/7/95	
#2: 38-4 W. Duke (NCAA)	4/4/94	
#1: 16-4 W. #14 Georgetown	11/27/94	

• Last Time Beat Ranked Opp.

• HOME •	• ROAD •
#25: Vandy	1/31/12 -- (0-0)
#24: Vandy	2/23/00 -- (0-0)
#23: LSU	3/3/92 Texas 3/3/91
#22: Kentucky	2/23/11 -- (0-1)
#21: Texas A&M	2/17/18 S. Carolina 2/15/17
#20: Michigan	1/21/12 Alabama 2/28/01
#19: Auburn	3/5/00 LSU 2/2/19
#18: Vandy	3/1/08 Ole Miss 1/31/10
#17: Ole Miss	2/5/10 Kentucky 2/27/14
#16: LSU	1/20/07 -- (0-4)
#15: Miss State	1/7/12 -- (0-2)
#14: Auburn	2/27/18 -- (0-3)
#13: Kentucky	1/14/14 -- (0-1)
#12: Texas	2/6/82 -- (0-5)
#11: Missouri	12/5/95 Texas 2/1/79
#10: Florida	2/18/06 Missouri 2/13/21
#9: --	Arizona 12/6/92
#8: Alabama	1/6/07 Kentucky 1/25/92
#7: Texas	1/6/09 -- (0-1)
#6: Alabama	2/24/21 -- (0-5)
#5: Texas A&M	1/27/16 -- (0-1)
#4: Oklahoma	12/30/08 Kentucky 2/9/94
#3: --	(0-1) -- (0-3)
#2: Florida	2/5/13 -- (0-5)
#1: --	(0-2) -- *

\* Note: beat #1 UNC (2/12/84) in Pine Bluff

RECEIVING VOTES: Georgia Tech 103, **TENNESSEE 72**, St. Bonaventure 71, Connecticut 62, **LSU 54**, Oregon 40, Oklahoma 40, Wisconsin 26, Winthrop 10, Clemson 5, UC Santa Barbara 2, **MISSOURI 2**, Cleveland State 2, Georgetown 1

RECEIVING VOTES: Brigham Young 55; St. Bonaventure 42; Oklahoma 42; Connecticut 33; Georgia Tech 18; Wichita St. 14; **LSU 13**; Drake 10; **TENNESSEE 9**; Winthrop 8; **MISSOURI 8**; North Texas 3; Clemson 3; Georgetown 2; UCLA 1; UC Santa Barbara 1.



## Versus 2020-21 Opponents

## NON-CONFERENCE

SCHOOL	GMS	SERIES RECORD	H	A	N	LAST MEETING
Abilene Christian	1	Arkansas Leads, 1-0	1-0	0-0	0-0	H - W, 85-72 (12/20/20)
Central Arkansas	7	Arkansas Leads, 7-0	4-0	3-0	0-0	H - W, 100-75 (12/12/20)
Colgate	-	• FIRST MEETING •				
Lipscomb	2	Arkansas Leads, 2-0	2-0	0-0	0-0	H - W, 86-50 (12/05/20)
Miss Valley State	6	Arkansas Leads, 6-0	6-0	0-0	0-0	H - W, 142-62 (11/25/20)
North Texas	16	Arkansas Leads, 16-0	9-0	1-0	6-0	H - W, 69-54 (11/28/20)
Oklahoma State	53	Arkansas Trails, 15-38	10-9	4-14	1-15	A - L, 77-81 (01/30/21)
Oral Roberts	13	Arkansas Leads, 11-2	8-0	1-2	2-0	H - W, 87-76 (12/20/20)
Southern	3	Arkansas Leads, 3-0	2-0	0-0	1-0	H - W, 79-44 (12/09/20)
Texas-Arlington	9	Arkansas Leads, 9-0	7-0	1-0	1-0	H - W, 72-60 (12/02/20)

## SOUTHEASTERN CONFERENCE

SCHOOL	GMS	SERIES RECORD	H	A	N	LAST MEETING
Alabama	65	Arkansas Leads, 36-29	20-6	8-21	8-2	H - W, 81-66 (02/24/21)
• SEC Only	55	Arkansas Leads, 29-26	20-6	8-19	1-1	
Auburn	56	Arkansas Leads, 36-20	22-5	13-14	1-1	H - W, 75-73 (01/20/21)
• SEC Only	55	Arkansas Leads, 36-19	22-5	13-14	1-0	
Florida	39	Arkansas Trails, 13-26	9-7	2-14	2-5	H - W, 75-64 (02/16/21)
• SEC Only	39	SAME				
Georgia	40	Arkansas Leads, 24-16	12-3	6-10	6-3	H - W, 99-69 (01/09/21)
• SEC Only	40	SAME				
Kentucky	45	Arkansas Trails, 12-33	7-8	4-15	1-10	A - W, 81-80 (02/09/21)
• SEC Only	40	Arkansas Trails, 12-28	7-8	4-13	1-8	
LSU	72	Arkansas Leads, 38-34	21-8	12-19	5-7	N - L, 78-71 (03/13/21)
• SEC Only	63	Arkansas Leads, 34-29	21-8	11-18	2-3	
Ole Miss	83	Arkansas Leads, 50-33	17-11	9-20	24-2	H - W, 74-59 (01/27/21)
• SEC Only	54	Arkansas Leads, 28-27	17-10	9-18	1-0	
Mississippi State	65	Arkansas Leads, 34-31	22-8	7-22	5-1	H - W, 61-45 (02/02/21)
• SEC Only	56	Arkansas Leads, 29-27	21-7	6-20	2-0	
Missouri	56	Arkansas Leads, 30-26	17-10	11-16	2-0	N - W, 70-64 (03/12/21)
• SEC Only	19	Arkansas Leads, 11-8	7-2	3-6	1-0	
South Carolina	36	Arkansas Leads, 21-15	11-5	7-8	3-2	A - W, 101-73 (03/02/21)
• SEC Only	36	SAME				
Tennessee	44	Arkansas Trails, 21-23	11-4	4-14	6-5	A - L, 79-74 (01/06/21)
• SEC Only	40	Arkansas Trails, 18-22	11-4	4-14	3-4	
Texas A&M	161	Arkansas Leads, 104-57	59-15	38-38	7-4	H - W, 87-80 (03/06/21)
• SEC Only	15	Arkansas Leads, 9-6	7-1	2-5	0-0	
Vanderbilt	41	Arkansas Leads, 29-12	16-3	8-8	5-1	H - W, 92-71 (01/23/21)
• SEC Only	39	Arkansas Leads, 28-11	15-3	8-7	5-1	

## • ARKANSAS SINCE JOINING THE SOUTHEASTERN CONFERENCE •

Season	Coach	Record	Conference	Finish	SEC Seed	NCAA Seed	NCAA Postseason
1991-92	Nolan Richardson	26-8	<b>13-3</b>	<b>1st Overall</b>	#1-W	<b>#3</b> Midwest	2nd Round
1992-93	Nolan Richardson	22-9	10-6	<b>1st West</b>	#1-W	#4 East	Sweet 16
1993-94	Nolan Richardson	31-3	<b>14-2</b>	<b>1st Overall</b>	#1-W	<b>#1</b> Midwest	Champion
1994-95	Nolan Richardson	32-7	12-4	<b>T-1st West</b>	#1-W	<b>#2</b> Midwest	Runner-up
1995-96	Nolan Richardson	20-13	9-7	T-2nd West	#2-W	#12 East	Sweet 16
1996-97	Nolan Richardson	18-14	8-8	2nd West	#2-W	--	NIT Final Four
1997-98	Nolan Richardson	24-9	11-5	2nd West	#2-W	#6 West	2nd Round
1998-99	Nolan Richardson	23-11	9-7	2nd West	#2-W	#4 West	2nd Round
1999-00	Nolan Richardson	19-15	7-9	3rd West	#3-W	#11 South	1st Round
2000-01	Nolan Richardson	20-11	10-6	2nd West	#2-W	#7 West	1st Round
2001-02	Nolan Richardson**	14-15	6-10	T-4th West	#5-W	--	
2002-03	Stan Heath	9-19	4-12	T-5th West	#6-W	--	
2003-04	Stan Heath	12-16	4-12	6th West	#6-W	--	
2004-05	Stan Heath	18-12	6-10	4th West	#4-W	--	
2005-06	Stan Heath	22-10	10-6	T-2nd West	#3-W	#8 Oakland	1st Round
2006-07	Stan Heath	21-14	7-9	3rd West	#3-W	#12 East	1st Round
2007-08	John Pelphrey	23-12	9-7	2nd West	#2-W	#9 East	2nd Round
2008-09	John Pelphrey	14-16	2-14	6th West	#6-W	--	
2009-10	John Pelphrey	14-18	7-9	T-3rd West	#3-W	--	
2010-11	John Pelphrey	18-13	7-9	T-3rd West	#4-W	--	
2011-12	Mike Anderson	18-14	6-10	9th	#9	--	
2012-13	Mike Anderson	19-13	10-8	7th	#7	--	
2013-14	Mike Anderson	22-12	10-8	5th	#5	--	NIT 2nd Round
2014-15	Mike Anderson	27-9	<b>13-5</b>	<b>2nd</b>	#2	#5 West	3rd Round
2015-16	Mike Anderson	16-16	9-9	8th	#9	--	
2016-17	Mike Anderson	26-10	12-6	3rd	#3	#8 South	2nd Round
2017-18	Mike Anderson	23-12	10-8	T-4th	#6	#7 East	1st Round
2018-19	Mike Anderson	18-16	8-10	T-9th	#9	--	NIT 2nd Round
2019-20	Eric Musselman	20-12	7-11	T-10th	#11	--	
2020-21	Eric Musselman	21-5	<b>13-4</b>	<b>2nd</b>	#2	#3 South	

\*\* Mike Anderson was 1-1 as interim head coach.

# - Due to Co-VID 19, the SEC Tournament was canceled after Rd.1 and, on Feb. 12, the NCAA canceled all games for the season.

## ARKANSAS IN THE 2020-21

(Through Games of Sunday - Mar. 14)



## TEAM IN THE NCAA/SEC

	NCAA	SEC	NO.
3-pt Field Goal Attempts (340 ranked)	36	4	649
Assist Turnover Ratio (340 ranked)	97	2	1.14
Assists Per Game (340 ranked)	63	2	15
Blocked Shots Per Game (340 ranked)	11	4	5.2
Defensive Rebounds per Game (340 ranked)	27	2	28
Fewest Fouls (340 ranked)	298	10	474
Fewest Turnovers (340 ranked)	286	9	368
Field-Goal Percentage (340 ranked)	89	4	45.5
Field-Goal Percentage Defense (340 ranked)	73	5	41.5
Free Throw Attempts (340 ranked)	14	1	593
Free Throws Made (340 ranked)	6	1	437
Free-Throw Percentage (340 ranked)	74	4	73.7
Offensive Rebounds Per Game (340 ranked)	45	8	11.96
Personal Fouls Per Game (340 ranked)	136	4	16.9
Rebound Margin (340 ranked)	57	3	4.2
Scoring Defense (340 ranked)	188	8	70.7
Scoring Margin (340 ranked)	21	1	11.7
Scoring Offense (340 ranked)	7	1	82.4
Steals Per Game (340 ranked)	41	5	8.1
Three Pt FG Defense (340 ranked)	112	7	32.6
Three-Point Field Goals Per Game (340 ranked)	114	5	7.9
Three-Point Field-Goal Percentage (340 ranked)	162	5	33.9
Total 3-point FGM (340 ranked)	46	4	220
Total Assists (340 ranked)	25	2	419
Total Blocks (340 ranked)	6	3	145
Total Rebounds (340 ranked)	10	3	1,119
Total Rebounds Per Game (340 ranked)	16	2	39.96
Total Steals (340 ranked)	12	2	226
Turnover Margin (340 ranked)	61	2	2.2
Turnovers Forced (340 ranked)	42	5	15.39
Turnovers Per Game (340 ranked)	177	3	13.1
Won-Lost Percentage (340 ranked)	19	2	78.6

## RAZORBACKS IN THE NCAA/SEC

	PLAYER	NCAA	SEC	NO.
3-pt Field Goal Attempts (339 ranked)	JD Notae	110	8	148
Assist Turnover Ratio (350 ranked)	Moses Moody	134	10	145
Assists Per Game (340 ranked)	Jalen Tate	230	6	1.47
Blocked Shots Per Game (349 ranked)	Jalen Tate	157	4	3.9
	Connor Vanover	44	5	1.82
	Jaylin Williams	331	20	0.77
Defensive Rebounds per Game (350 ranked)	--			
Double Doubles (326 ranked)	Justin Smith	152	9	4
	Jalen Tate	326	15	2
Field-Goal Percentage (339 ranked)	Justin Smith	44	2	54.1
	Moses Moody	220	8	44.2
Free Throw Attempts (349 ranked)	Moses Moody	12	3	164
	JD Notae	142	10	109
Free Throws Made (343 ranked)	Moses Moody	7	3	134
	JD Notae	120	10	84
Free-Throw Percentage (350 ranked)	Moses Moody	125	9	81.7
	JD Notae	228	15	77.1
Minutes Per Game (350 ranked)	Moses Moody	204	7	33:26
Offensive Rebounds Per Game (346 ranked)	Justin Smith	41	3	3.04
	Moses Moody	221	14	2.11
Points Per Game (350 ranked)	Moses Moody	88	3	17.4
Rebounds Per Game (349 ranked)	Justin Smith	189	7	6.9
Steals Per Game (342 ranked)	JD Notae	185	11	1.46
Three-Point Field Goals Per Game (349 ranked)	Moses Moody	242	8	1.96
Three-Point Field-Goal Percentage (91 ranked)	--			
Total 3-point FGM (347 ranked)	Moses Moody	116	8	55
	JD Notae	183	12	49
Total Assists (348 ranked)	Jalen Tate	72	2	109
Total Blocks (323 ranked)	Connor Vanover	26	3	51
	Moses Moody	323	22	17
	Jaylin Williams	323	22	17
Total Field Goal Attempts (347 ranked)	Moses Moody	67	7	337
	JD Notae	124	11	308
Total Field Goals Made (345 ranked)	Moses Moody	83	7	149
	Justin Smith	183	12	131
	JD Notae	297	19	119
Total Minutes (350 ranked)	Moses Moody	28	2	936:01
	Jalen Tate	236	17	799:07
Total Points (347 ranked)	Moses Moody	23	2	487
	JD Notae	187	11	371
Total Rebounds (350 ranked)	Moses Moody	166	7	166
	Justin Smith	177	9	165
Total Steals (336 ranked)	JD Notae	72	7	41
	Davonte Davis	230	15	32
	Jalen Tate	230	15	32
	Moses Moody	263	19	31



## ERIC MUSSELMAN

### ARKANSAS HEAD COACH

**2021 JIM PHELAN COACH OF THE YEAR FINALIST**  
**2021 WERNER LADDER NAISMITH MEN'S COACH OF THE YEAR SEMIFINALIST**  
 152-52 • 6th year as collegiate head coach  
 503-291 • 14 seasons as professional head coach

### COLLEGIATE HEAD COACHING RECORD

Year	Overall	Conf	Finish	Conf Tourn	Postseason
2015-16	24-14	10-8	MW (T4th)	1-1	5-1 • CBI Champion
2016-17	28-7	14-4	<b>MW (1st)</b>	3-0 *	0-1 • #12 seed NCAA 1st Rd
2017-18	29-8	15-3	<b>MW (1st)</b>	1-1	2-1 • #7 seed NCAA Sweet 16
2018-19	29-5	15-3	<b>MW (1st)</b>	1-1	0-1 • #7 seed NCAA 1st Rd
2019-20	20-12	7-11	SEC (T10th)	1-0 +	Canceled
2020-21	22-6	13-4	SEC (2nd)	1-1	
<b>Totals</b>	<b>152-52</b>	<b>74-33</b>		<b>8-4</b>	<b>7-4 (2-3 NCAA / 5-1 CBI)</b>

\* - Tournament champion / + - SEC Tourney canceled after Rd 1

Eric Musselman was named Arkansas' 13th head men's basketball coach on April 7, 2019. He has over 30 years of coaching experience, including his sixth as a collegiate head coach and 14 as a professional head coach.

In his first six years as a collegiate head coach, Musselman has won at least 20 games each season (24, 28, 29, 29, 20 and 20).

Prior to entering the collegiate head coaching ranks, Musselman was a head coach for seven professional teams, including two seasons with the Golden State Warriors (2002-04) and one with the Sacramento Kings (2006-07). He has won over 550 games as a professional head coach with a combined winning percentage of .626 (553-330).

Musselman is married to Danyelle Sargent Musselman who has worked at ESPN, Fox Sports and the NFL Network as a broadcaster. Musselman has two sons, Michael and Matthew, and the couple has a daughter, Mariah.

Musselman's father Bill was also an NBA head coach and they were the first father-son combination to become head coaches in the NBA.

## MUSSELMAN'S CAREER AS HEAD COACH

NOTE: Professional basketball **DOES NOT** count postseason toward season W-L record nor to head coach W-L record

Year	Team	League	Record	Note for the Season	Reg. Season Div./Conf. Finish	Postseason
1989-90	Rapid City	CBA	42-14	<b>MOST WINS IN CBA</b>	1st National Conf.	Finals (8-8) *
1991-92	Rapid City	CBA	37-19	<b>2nd-most wins in CBA</b>	1st National Conf.	Finals (9-7) *
1992-93	Rapid City	CBA	44-12	<b>MOST WINS IN CBA</b>	1st National Conf.	Conf. Finals (5-3) *
1993-94	Rapid City	CBA	37-19	<b>MOST WINS IN CBA</b>	1st National Conf.	Conf. Finals (5-5) *
1994-95	Rapid City	CBA	31-25	6th-most wins in CBA	5th National Conf.	Conf. 1st Rd (0-2) *
1995-96	Florida	CBA	41-15	<b>MOST WINS IN CBA</b>	1st National Conf.	Conf. Finals (5-3) *
1996-97	Florida	CBA	38-18	<b>2nd-most wins in CBA</b>	1st American Conf.	Finals (7-6) *
1995	Florida	USBL	25-2	<b>MOST WINS IN USBL</b>	1st Overall	Champion (1-0) *
1996	Florida	USBL	28-1	<b>MOST WINS IN USBL</b>	1st Southern Div.	Champion (3-0) *
2002-03	Golden State	NBA	38-44	6th Pacific Division	11th Western Conf.	--
2003-04	Golden State	NBA	37-45	T4th Pacific Division	11th Western Conf.	--
2006-07	Sacramento	NBA	33-49	5th Pacific Division	11th Western Conf.	--
2010-11	Reno	D-League	34-16	<b>2nd-most wins in NBADL</b>	1st Western Conf.	Semifinals (2-3) *
2011-12	Los Angeles	D-League	38-12	<b>MOST WINS IN NBADL</b>	1st Western Conf.	Finals (5-2) *
2015-16	Nevada	NCAA	24-14	Led NCAA in FT Made	T4th Mountain West	CBI Champion (5-1)
2016-17	Nevada	NCAA	28-7	T16th for Most wins NCAA	1st Mountain West	#12 seed - NCAA 1st Rd (0-1)
2017-18	Nevada	NCAA	29-8	2nd in NCAA in A-T/O ratio	1st Mountain West	#7 seed - NCAA Sweet 16 (2-1)
2018-19	Nevada	NCAA	29-5	7th in NCAA in W-L%	1st Mountain West	#7 seed - NCAA 1st Rd (0-1)
2019-20	Arkansas	NCAA	20-12	Led NCAA in 3Pt% Def	T10th SEC	Canceled
2020-21	Arkansas	NCAA	22-6	--	2nd SEC	#3 seed
2010	Dominican Team		5-1	Silver Medal Centrobasket Championship		
2011	Venezuelan Team		12-9	5th FIBA Americas Championship		
2012	Venezuelan Team		7-4	Silver Medal FIBA South American Championship		

## Effort. Energy. Enthusiasm.

### MUSSELMAN VS. ALL OPPONENTS

Opponent	Overall	at Nevada	at Arkansas	Last Meeting
Abilene Christian	1-0	0-0	1-0	12/20/20
Air Force	7-0	7-0	0-0	03/05/19
Akron	1-0	1-0	0-0	12/22/18
Alabama	2-1	0-0	2-1	02/24/21
Arizona State	1-0	1-0	0-0	12/07/18
Arkansas-Little Rock	1-0	1-0	0-0	11/16/18
Auburn	2-1	0-0	2-1	01/20/21
Austin Peay	1-0	0-0	1-0	11/12/19
Boise State	7-2	7-2	0-0	02/02/19
Bradley	1-0	1-0	0-0	12/03/16
Buffalo	1-0	1-0	0-0	11/25/16
BYU	1-0	1-0	0-0	11/06/18
Cal State Fullerton	0-1	0-1	0-0	11/28/15
California Baptist	1-0	1-0	0-0	11/19/18
Central Arkansas	1-0	0-0	1-0	12/20/20
Cincinnati	1-0	1-0	0-0	03/18/18
Coastal Carolina	1-0	1-0	0-0	11/13/15
Colgate	0-0		1st Meeting	
Colorado State	7-1	7-1	0-0	02/02/19
Davidson	1-0	1-0	0-0	11/21/17
Drake	1-0	1-0	0-0	12/12/15
Eastern Washington	1-0	1-0	0-0	03/21/16
Florida	1-2	0-1	1-1	02/16/21
Fresno Pacific	1-0	1-0	0-0	12/09/15
Fresno State	6-3	6-3	0-0	02/23/19
LSU	1-1	0-0	1-1	03/05/20
Georgia	1-1	0-0	1-1	01/09/21
Georgia Tech	1-0	0-0	1-0	11/25/19
Grand Canyon	1-0	1-0	0-0	12/09/18
Hawai'i	1-1	1-1	0-0	11/24/17
Holy Names	1-0	1-0	0-0	11/30/15
Idaho	1-0	1-0	0-0	11/10/17
Illinois State	1-0	1-0	0-0	11/29/17
Indiana	1-0	0-0	1-0	12/29/19
Iona	1-1	1-1	0-0	11/26/16
Iowa State	0-1	0-1	0-0	03/16/17
Kentucky	1-1	0-0	1-1	02/09/21
Lipscomb	1-0	0-0	1-0	12/05/20
LSU	2-3	0-0	2-3	03/13/21
Loyola-Chicago	1-1	1-1	0-0	11/28/18
Loyola Marymount	1-0	1-0	0-0	11/14/16
Ole Miss	1-0	0-0	1-0	01/27/21
Massachusetts	1-0	1-0	0-0	11/23/18
Mississippi State	1-2	0-0	1-2	02/03/21
Mississippi Valley	1-0	0-0	1-0	11/25/20
Missouri	3-2	0-0	3-2	03/12/21
Montana	2-0	1-0	1-0	11/16/19
Montana State	1-0	1-0	0-0	11/15/15
Morehead State	2-1	2-1	0-0	04/01/16
New Mexico	5-3	5-3	0-0	02/09/19
North Texas	2-0	0-0	2-0	11/29/20
Northern Kentucky	1-0	0-0	1-0	11/30/19
Oakland	1-0	1-0	0-0	11/23/16



## MUSSELMAN VS. ALL OPPONENTS

Opponent	Overall	at Nevada	at Arkansas	Last Meeting
Oklahoma State	0-1	0-0	0-1	01/30/21
Oral Roberts	1-0	0-0	1-0	12/20/20
Oregon State	1-1	1-1	0-0	11/18/16
Pacific	4-0	4-0	0-0	11/09/18
Portland State	1-0	1-0	0-0	11/25/15
Radford	1-0	1-0	0-0	12/17/17
Rhode Island	1-0	1-0	0-0	11/13/17
Rice	1-0	0-0	1-0	11/05/19
Saint Mary's	0-1	0-1	0-0	11/11/16
San Diego State	3-7	3-7	0-0	03/01/19
San Francisco	0-1	0-1	0-0	12/23/17
San Jose State	6-0	6-0	0-0	01/09/19
Santa Clara	2-0	2-0	0-0	11/15/17
South Carolina	1-1	0-0	1-1	03/02/21
South Dakota	1-0	0-0	1-0	11/22/19
South Dakota State	1-0	1-0	0-0	12/15/18
Southern	1-0	0-0	1-0	12/09/20
Southern Cal	1-0	1-0	0-0	12/01/18
Southern Illinois	1-0	1-0	0-0	12/22/17
Tennessee	1-2	0-0	1-2	01/06/21
Texas	1-0	1-0	0-0	03/16/18
Texas A&M	1-1	0-0	1-1	03/07/20
TCU	1-1	0-1	1-0	01/25/20
Texas Southern	1-0	0-0	1-0	11/19/19
Texas Tech	0-1	0-1	0-0	12/05/17
Towson	1-0	1-0	0-0	12/21/16
Tulsa	2-0	1-0	1-0	12/14/19
UC Davis	1-0	1-0	0-0	12/19/17
UC Irvine	2-0	2-0	0-0	12/02/17
UC Santa Barbara	1-0	1-0	0-0	12/22/16
UNLV	7-2	7-2	0-0	02/27/19
UT Arlington	1-0	0-0	1-0	12/02/20
Utah	1-0	1-0	0-0	12/29/18
Utah State	7-2	7-2	0-0	03/02/19
Valparaiso	1-0	0-0	1-0	12/21/19
Vanderbilt	3-0	0-0	3-0	01/23/21
Vermont	1-0	1-0	0-0	03/23/16
Washington	1-0	1-0	0-0	12/11/16
Western Kentucky	0-1	0-0	0-1	12/07/19
Wichita State	0-1	0-1	0-0	12/22/15
Wyoming	5-1	5-1	0-0	02/16/19
<b>Totals</b>	<b>152-52</b>	<b>110-34</b>	<b>42-18</b>	

## MUSSELMAN VS. CONFERENCES

American Athletic	3-0	CAA	1-0	Ohio Valley	3-1
American East	1-0	C-USA	3-1	Pac-12	5-1
ACC	1-0	Horizon League	2-0	Patriot League	0-0
Atlantic Sun	1-0	Ind./Non DI	2-0	SEC	21-17
Atlantic 10	3-0	Ivy League	0-0	SoCon	0-0
Big East	0-0	MAAC	1-1	Southland	2-0
Big Sky	6-0	Mid-American	1-0	SWAC	3-0
Big South	2-0	MEAC	0-0	Summit League	3-0
Big Ten	1-0	Missouri Valley	6-2	Sun Belt	3-0
Big 12	2-4	Mountain West	60-21	WCC	8-2
Big West	5-2	Northeast	0-0	WAC	2-0

## • 2021 Werner Ladder Naismith Coach of the Year Semifinalist / Jim Phelan Coach of the Year Finalist •

### MUSSELMAN MILESTONE WINS

#### OVERALL

1	11/13/15	vs Coastal Carolina (Honolulu, Hawaii)	73-56
100	01/24/19	Colorado State (Reno, Nev.)	100-60
150	03/02/21	at South Carolina (Columbia, S.C.)	101-73

#### AT ARKANSAS

1	11/05/19	Rice (Fayetteville, Ark.)	91-43
---	----------	---------------------------	-------

### MUSSELMAN COACHING HONORS

- 1996 USBL Coach of the Year
- 2003 NBA Coach of the Year Runner-Up
- 2012 NBA D-League Coach of the Year
- 2016 Bleacher Report's Mountain West Coach of the Year
- 2017 USBWA District VIII Coach of the Year
- 2018 USBWA District VIII and NABC District 17 Coach of the Year Mountain West Coach of the Year

### MUSSELMAN DID YOU KNOWS....

- Named General Manager of CBA's Rapid City Thrillers at age of 22. The next year, became head coach of the Thrillers at he age of 23, the youngest coach in CBA history.
- From 1990-1997, had 26 players called up to the NBA, the highest number in the league during that span ... The only person in CBA history to coach in five league All-Star Games (1990, 1992, 1993, 1994, 1997)
- The first coach in professional basketball history to win 100 games by the age of 28.
- At the age of 37, named head coach of the Golden State Warriors and was the youngest head coach in the NBA at the time.
- He and his father, Bill, were first father-son combination to both become head coaches in NBA history.
- In 2003, was runner-up to San Antonio's Gregg Popovich for NBA Coach of the Year Award voting (231 points, including 26 first-place votes).
- Only needed 130 games to win his 100th game as a collegiate head coach.
- Is the CBA's third all-time winningest coach (270-122 in seven seasons) and the most successful coach (54-3 in two seasons) in the history of the United States Basketball League.
- Led CBA in scoring (116.7 ppg) in 192-93 -2nd in NBA in scoring (102.4 ppg) in 2002-03.

### BEST WINNING PERCENTAGE

among active NCAA Division I head coaches

(min 5 yrs as a Division I Head Coach)

([https://stats.NCAA.org/head\\_coaches](https://stats.NCAA.org/head_coaches) - Thru Mar. 14, 2021)

1	Mark Few, Gonzaga	.834	625-124	22nd yr
2	Roy Williams, North Carolina	.774	903-263	33rd yr
3	Bill Self, Kansas	.766	728-222	28th yr
4	Mike Krzyzewski, Duke	.764	1170-361	46th yr
5	John Calipari, Kentucky	.763	742-231	29th yr
6	Chris Jans, New Mexico State	.758	116-37	5th yr
7	<b>ERIC MUSSELMAN, ARKANSAS</b>	<b>.745</b>	<b>152-52</b>	<b>6th yr</b>
8	Sean Miller, Arizona	.730	422-156	17th yr
9	Tony Bennett, Virginia	.729	364-135	15th yr
10	Tom Izzo, Michigan State	.718	643-253	26th yr



### MUSSELMAN RECORD • POINTS SCORED

<b>Scoring Below 50 Points:</b>	<b>0-0</b>
- At Arkansas	0-0
Home:	0-0
Away:	0-0
Neutral:	0-0
<b>Scoring 50-59 Points:</b>	<b>0-9</b>
- At Arkansas	0-1
Home:	0-1
Away:	0-6
Neutral:	0-2
<b>Scoring 60-69 Points:</b>	<b>16-15</b>
- At Arkansas	8-4
Home:	10-4
Away:	3-8
Neutral:	3-3
<b>Scoring 70-79 Points:</b>	<b>50-20</b>
- At Arkansas	12-9
Home:	29-4
Away:	14-12
Neutral:	7-4
<b>Scoring 80-89 Points:</b>	<b>54-3</b>
- At Arkansas	12-1
Home:	31-0
Away:	15-2
Neutral:	8-1
<b>Scoring 90-99 Points:</b>	<b>21-1</b>
- At Arkansas	6-0
Home:	12-0
Away:	8-1
Neutral:	1-0
<b>Scoring 100 or More Points:</b>	<b>11-1</b>
- At Arkansas	3-0
Home:	7-0
Away:	3-1
Neutral:	1-0

### MUSSELMAN RECORD • POINTS ALLOWED

<b>Opponent Scores Below 50 Points:</b>	<b>7-0</b>
- At Arkansas	5-0
Home:	6-0
Away:	1-0
Neutral:	0-0
<b>Opponent Scores 50-59 Points:</b>	<b>25-1</b>
- At Arkansas	7-0
Home:	18-1
Away:	6-0
Neutral:	1-0
<b>Opponent Scores 60-69 Points:</b>	<b>58-6</b>
- At Arkansas	14-0
Home:	36-0
Away:	12-2
Neutral:	10-4
<b>Opponent Scores 70-79 Points:</b>	<b>43-19</b>
- At Arkansas	11-0
Home:	23-5
Away:	14-11
Neutral:	6-3
<b>Opponent Scores 80-89 Points:</b>	<b>17-15</b>
- At Arkansas	4-5
Home:	6-3
Away:	8-11
Neutral:	3-1
<b>Opponent Scores 90-99 Points:</b>	<b>2-6</b>
- At Arkansas	1-3
Home:	2-2
Away:	0-3
Neutral:	0-1
<b>Opponent Scores 100 or More Points:</b>	<b>1-2</b>
- At Arkansas	0-0
Home:	0-0
Away:	1-2
Neutral:	0-0

## MUSSELMAN RECORD BREAKDOWN

<b>OVERALL:</b>	<b>152-52</b>
<b>- AT ARKANSAS.....</b>	<b>42-18</b>
Home:.....	88-10.....30-5 at Arkansas
Away:.....	43-31.....9-12 at Arkansas
Neutral:.....	21-11.....3-1 at Arkansas

<b>CONFERENCE GAMES:</b>	<b>74-33</b>
<b>- AT ARKANSAS.....</b>	<b>20-15</b>
Home:.....	45-10.....14-5 at Arkansas
Away:.....	29-23.....6-10 at Arkansas

<b>VS RANKED TEAMS:....</b>	<b>4-8</b>	<b>AS RANKED TEAM:.....</b>	<b>44-13</b>
<b>- AT ARKANSAS.....</b>	<b>2-5</b>	<b>- AT ARKANSAS.....</b>	<b>6-1</b>
Home:.....	1-3 / 1-3 at Ark	Home:.....	22-1 / 4-0 at Ark
Away:.....	1-3 / 1-2 at Ark	Away:.....	13-6 / 1-0 at Ark
Neutral:.....	2-2 / 0-0 at Ark	Neutral:.....	9-6 / 1-1 at Ark

<b>RECORD BY MONTH:</b>	
November:.....	34-4.....9-0 at Arkansas
December:.....	32-8.....11-1 at Arkansas
January:.....	32-15.....8-9 at Arkansas
February:.....	31-12.....9-6 at Arkansas
March:.....	21-13.....5-2 at Arkansas
April:.....	1-0.....0-0 at Arkansas

<b>WHEN LEADING AT HALFTIME:</b>	<b>115-6</b>
at Arkansas.....	32-2

<b>WHEN TRAILING AT HALFTIME:</b>	<b>35-45</b>
at Arkansas.....	10-16

<b>WHEN TIED AT HALFTIME:</b>	<b>2-1</b>
at Arkansas.....	0-0

<b>OUT-REBOUNDING OPP:</b>	<b>90-12</b>
at Arkansas.....	20-2

<b>BEING OUT-REBOUNDED:</b>	<b>53-37</b>
at Arkansas.....	20-15

<b>REBOUNDS ARE EVEN:</b>	<b>9-2</b>
at Arkansas.....	2-1

<b>WHEN SCORING FIRST:</b>	<b>90-24</b>
at Arkansas.....	24-8

<b>WHEN OPPONENT SCORES FIRST:</b>	<b>62-28</b>
at Arkansas.....	18-10

<b>ONE-POSSESSION GAMES:</b>	<b>18-12</b>
at Arkansas.....	3-4

<b>OVERTIME GAMES:</b>	<b>8-6</b>
at Arkansas.....	2-3

<b>GAMES DECIDED BY 1-5 PTS OR LESS:</b>	<b>31-21</b>
at Arkansas.....	7-7

<b>GAMES DECIDED BY 6-10 PTS:</b>	<b>24-14</b>
at Arkansas.....	9-6

<b>GAMES DECIDED BY 11-19 PTS:</b>	<b>47-11</b>
at Arkansas.....	14-3

<b>GAMES DECIDED BY 20-PLUS PTS:</b>	<b>40-6</b>
at Arkansas.....	12-2

<b>SHOOTING 50 PERCENT OR BETTER:</b>	<b>49-2</b>
at Arkansas.....	11-1

<b>SHOOTING PCT. BETTER THAN OPP:</b>	<b>125-10</b>
at Arkansas.....	36-5

<b>SHOOTING PCT. WORSE THAN OPP:</b>	<b>25-41</b>
at Arkansas.....	5-13

<b>SHOOTING PCT. SAME AS OPP:</b>	<b>1-1</b>
at Arkansas.....	0-0

<b>OUT-SCORING OPP BENCH:</b>	<b>74-5</b>
at Arkansas.....	21-4

<b>OUT-SCORED BY OPP BENCH:</b>	<b>71-38</b>
at Arkansas.....	18-14

<b>BENCH SCORING EVEN:</b>	<b>7-0</b>
at Arkansas.....	3-0

## MOST POINTS BY A MUSSELMAN TEAM

NOTE: MISSING RESULTS FROM RAPID CITY (CBA) AND FLORIDA (USBL)

142	Arkansas	Mississippi Valley State	11/25/20	W, 142-62
138	LA D-Fenders	Erie BayHawks	02/06/12	W, 138-107
135	LA D-Fenders	Stockton Kings	11/28/11	W, 135-103
135	Sacramento	Charlotte Bobcats	02/28/07	W, 135-120
135	Golden State	Orlando Magic	11/16/02	W, 135-92
133	Golden State	at Milwaukee Bucks	03/08/03	L, 133-138 (OT)
132	LA D-Fenders	Rio Grande Valley Vipers	12/05/11	W, 132-126
128	Sacramento	Los Angeles Lakers	12/29/06	L, 128-132 (OT)
128	Golden State	Utah Jazz	04/08/03	W, 128-102
127	LA D-Fenders	Canton Charge	01/30/12	W, 127-87
127	Reno	Idaho Stampede	12/01/10	W, 127-117
126	Reno	Rio Grande Valley Vipers	004/20/11	L, 126-134

## PLAYER GAME HIGHS:

<b>MOST POINTS:</b>	
at Nevada:	45 Jordan Caroline at New Mexico 01/07/17
	40 Jordan Caroline at Colorado St 02/06/19
	37 D.J. Fenner vs UNLV 02/08/17
	34 Marquize Coleman at Hawai'i 11/16/15
	33 Caleb Martin at Utah 12/29/18
	32 Marcus Marshall at Wyoming 01/14/17
	32 Marcus Marshall at Washington 12/11/16
	32 Tyron Criswell vs Eastern Washington 03/21/16
	30 4x

at Arkansas:	41 Mason Jones vs Tulsa 12/14/19
	40 Mason Jones vs Auburn 02/04/20
	38 Mason Jones vs Miss State 02/15/20
	37 Mason Jones vs Tennessee 02/26/20
	36 Mason Jones vs LSU 03/04/20
	34 Mason Jones vs South Carolina 01/29/20
	34 Isaiah Joe at Ole Miss 01/11/20
	33 Isaiah Joe vs Texas Southern 11/19/19
	32 Mason Jones vs Rice 11/05/19
	30 3x

SEC Game: 40 Mason Jones vs Auburn 02/04/20  
**SEC Tourney: 28 Moses Moody vs LSU 03/13/20**  
 NCAA Tourney: --  
 Bud Walton: 41 Mason Jones vs Tulsa 12/14/19  
 Road Game: 34 Isaiah Joe at Ole Miss 01/11/20  
**Neutral Site: 28 Moses Moody vs LSU 03/13/20**  
 Ranked Opp: 40 Mason Jones vs Auburn 02/04/20  
**Frosh: 28 (4x) Moses Moody (Bama, USC, TX A&M, LSU)**  
 Soph: 34 Isaiah Joe at Ole Miss 01/11/20  
 Junior: 41 Mason Jones vs Tulsa 12/14/19  
 Senior: 30 Jimmy Whitt Jr. vs Vanderbilt 01/15/20  
 Season Opener: 32 Mason Jones vs Rice 11/05/19  
 SEC Opener 17 Isaiah Joe & Mason Jones vs TX A&M 01/04/20

<b>MOST FIELD GOALS MADE:</b>	
at Nevada:	17 Jordan Caroline at New Mexico 01/07/17
	13 Cody Martin vs Utah State 02/17/18
	12 Jordan Caroline at UNLV 02/25/17
	12 Cameron Oliver vs Eastern Washington 03/21/16
	12 D.J. Fenner v UNLV 02/08/17

at Arkansas:	14 Jimmy Whitt Jr. vs Vanderbilt 01/15/20
	12 Mason Jones vs Auburn 02/04/20
	12 Mason Jones vs Tulsa 12/14/19
	12 Mason Jones vs Rice 11/05/19
	11 4x

<b>MOST 3-POINTERS MADE:</b>	
at Nevada:	8 Marcus Marshall at UNLV 02/25/17
	7 6x

at Arkansas:	8 Mason Jones at Texas A&M 03/07/20
	7 Isaiah Joe at Ole Miss 01/11/20
	6 Isaiah Joe at Texas A&M 03/07/20
	6 Isaiah Joe at Indiana 12/29/19
	6 Isaiah Joe vs Texas Southern 11/19/19

<b>MOST FREE THROWS MADE:</b>	
at Nevada:	15 Marcus Marshall vs Boise State 02/22/17
	15 Marquize Coleman vs UNLV 01/23/16
	15 Marquize Coleman at Hawai'i 11/16/15
	14 Jordan Caroline vs Rhode Island 11/13/17
	14 Marcus Marshall at Wyoming 01/14/17

at Arkansas:	18 Mason Jones vs Miss State 02/15/20
	16 <b>Moses Moody vs Alabama 02/24/21</b>
	15 Mason Jones vs South Carolina 01/29/20
	12 Mason Jones vs LSU 03/04/20
	12 Isaiah Joe vs Tennessee 02/26/20
	12 Mason Jones vs Tulsa 12/14/19
	11 <b>Moses Moody vs LSU 02/27/21</b>
	11 Jimmy Whitt Jr. at Tennessee 02/11/20
	11 Mason Jones at Missouri 02/08/20
	11 Mason Jones vs Auburn 02/04/20

<b>MOST REBOUNDS:</b>	
at Nevada:	24 Cameron Oliver vs Fresno State 02/11/16
	21 Cameron Oliver at UNLV 02/20/16
	17 Cameron Oliver vs Colorado State 03/04/17
	16 6x

at Arkansas:	17 <b>Justin Smith vs Oral Roberts 12/20/20</b>
	16 <b>Connor Vanover vs North Texas 11/28/20</b>
	15 Jimmy Whitt Jr. vs LSU 03/04/20
	12 Mason Jones vs South Carolina 01/29/20
	12 <b>Justin Smith vs Alabama 02/24/21</b>
	11 Jimmy Whitt Jr. at Western Ky 12/07/19
	11 4x last Reggie Chaney at Mizzou 02/08/20

SEC Game: 15 Jimmy Whitt Jr. vs LSU 03/04/20  
**SEC Tourney: 9 Moses Moody vs LSU 03/13/20**  
 NCAA Tourney: --  
 Bud Walton: 17 **Justin Smith vs Oral Roberts 12/20/20**  
 Road Game: 12 Jimmy Whitt Jr. at Western Ky 12/07/19  
**Neutral Site: 9 (2x) last 9 Moses Moody vs LSU 03/13/20**  
 Ranked Opp: 12 **Justin Smith vs Alabama 02/24/21**  
 Frosh: 10 (4x) last by Jaylin Williams vs Florida 02/16/21  
 Soph: 16 **Connor Vanover vs North Texas 11/28/20**  
 Junior: 12 Mason Jones vs South Carolina 01/29/20  
 Senior: 17 **Justin Smith vs Oral Roberts 12/20/20**  
 Season Opener: 10 **Jaylin Williams vs Miss Valley 11/25/20**  
 SEC Opener 6 Mason Jones vs Texas A&M 01/04/20

## Effort. Energy. Enthusiasm.

<b>MOST OFFENSIVE REBOUNDS:</b>	
at Nevada:	11 AJ West at Pacific 11/21/15
	8 Cameron Oliver vs Fresno State 02/11/16
at Arkansas:	10 <b>Justin Smith vs Oral Roberts 12/12/20</b>
	6 <b>Justin Smith vs UT Arlington 12/02/20</b>
	6 Reggie Chaney at Missouri 02/08/20
	5 <b>Justin Smith vs Alabama 02/24/21</b>
	5 <b>Moses Moody at LSU 01/13/21</b>
	5 <b>Jalen Tate vs Abilene Christian 12/20/20</b>
	5 Reggie Chaney at Alabama 02/01/20
	5 Adrio Bailey vs Montana 11/16/19

<b>MOST DEFENSIVE REBOUNDS:</b>	
at Nevada:	16 Cameron Oliver vs Fresno State 02/11/16
	14 Cameron Oliver vs Colorado State 03/04/17
	14 Cameron Oliver at Wyoming 01/14/17
	13 Cameron Oliver vs Colorado State 03/11/17
	13 Cameron Oliver at Air Force 02/15/17

at Arkansas:	14 <b>Connor Vanover vs North Texas 11/28/20</b>
	14 Jimmy Whitt Jr. vs LSU 03/04/20
	11 Mason Jones vs South Carolina 01/29/20
	9 <b>Connor Vanover vs UCA 12/12/20</b>
	9 <b>Connor Vanover vs Southern 12/09/20</b>
	9 <b>Connor Vanover vs Lipscomb 12/05/20</b>
	9 Jimmy Whitt Jr. at Western Ky 12/07/19
	9 Reggie Chaney vs Northern Ky 11/30/19
	9 Isaiah Joe at Georgia Tech 11/25/19

<b>MOST ASSISTS:</b>	
at Nevada:	11 Cody Martin vs BYU 11/06/18
	11 Cody Martin vs Colorado State 02/25/18
	11 Marquize Coleman vs Holy Names 11/30/15
	10 Cody Martin vs Little Rock 11/16/18
	10 Cody Martin vs Pacific 11/09/18
	10 Marcus Marshall vs Colorado State 03/04/17

at Arkansas:	11 <b>Jalen Tate vs UCA 12/12/20</b>
	10 <b>Jalen Tate vs Georgia 01/09/21</b>
	9 Mason Jones at Ole Miss 01/11/20
	8 <b>Jalen Tate at Vanderbilt 01/23/21</b>
	8 Mason Jones vs Vanderbilt 01/15/20

**SEC Game: 10 Jalen Tate vs Georgia 01/09/21**  
 SEC Tourney: 6 Mason Jones vs Vanderbilt 03/11/20  
 NCAA Tourney: --  
 Bud Walton: 11 **Jalen Tate vs Central Arkansas 12/12/20**  
 Road Game: 9 Mason Jones at Ole Miss 01/11/20  
 Neutral Site: 6 Mason Jones vs Vanderbilt 03/11/20  
**Ranked Opp: 6 by Jalen Tate at Tennessee 01/06/21**  
**Frosh: 6 Davonte Davis (2x) vs Georgia and vs LSU**  
 Soph: 7 Isaiah Joe vs Rice 11/05/19  
 Junior: 9 Mason Jones at Ole Miss 01/11/20  
**Senior: 11 Jalen Tate vs Central Arkansas 12/12/20**  
 Season Opener: 7 Isaiah Joe vs Rice 11/05/19  
 SEC Opener 5 Jalen Harris vs Texas A&M 01/04/20

<b>MOST STEALS:</b>	
at Nevada:	5 Caleb Martin vs California Baptist 11/19/18
	5 Jordan Caroline at San Diego St 02/12/17
	5 Marquize Coleman at New Mexico 12/30/15
	4 17x

at Arkansas:	5 <b>JD Notae at South Carolina 03/02/21</b>
	5 <b>Justin Smith vs Florida 02/16/21</b>
	5 Mason Jones at Georgia Tech 11/25/19
	5 Isaiah Joe vs Texas Southern 11/19/19
	5 Mason Jones vs Rice 11/05/19
	4 11x last Davonte Davis vs LSU 02/13/21

**SEC Game: 5 (3x) last JD Notae at South Carolina**  
**SEC Tourney: 4 Davonte Davis vs LSU 03/13/20**  
 NCAA Tourney: --  
 Bud Walton: 5 (3x) last **Justin Smith vs Florida 02/16/21**  
 Road Game: 5 (2x) last **JD Notae at South Carolina**  
**Neutral Site: 4 Davonte Davis vs LSU 03/13/20**  
 Ranked Opp: 4 Desi Sills vs Auburn 02/04/20  
**Frosh: 4 Davonte Davis vs LSU 03/13/20**  
 Soph: 5 Isaiah Joe vs Texas Southern 11/19/19  
**Junior: 5 (3x) last JD Notae at South Carolina**  
**Senior: 5 Justin Smith vs Florida 02/16/21**  
 Season Opener: 5 Mason Jones vs Rice 11/05/19  
 SEC Opener 3 Mason Jones vs Texas A&M 01/04/20

<b>MOST BLOCKED SHOTS:</b>	
at Nevada:	6 Cameron Oliver vs Morehead State 04/01/16
	5 7x
at Arkansas:	6 <b>Connor Vanover vs North Texas 11/28/20</b>
	5 <b>Connor Vanover at Oklahoma St. 01/30/21</b>
	5 <b>Connor Vanover vs Ole Miss 01/27/21</b>
	5 Adrio Bailey vs Valpo 12/21/19
	5 Adrio Bailey vs Texas Southern 11/19/19
	4 <b>Connor Vanover at South Carolina 02/03/21</b>
	4 Jaylin Williams vs LSU 02/27/21
	4 <b>Jalen Tate vs Alabama 02/24/21</b>
	4 <b>Connor Vanover vs Lipscomb 12/05/20</b>
	4 Adrio Bailey at LSU 01/07/20

**SEC Game: 5 Connor Vanover vs Ole Miss 01/27/21**  
**SEC Tourney: 3 (3x) last Ethan Henderson vs LSU 03/13/21**  
 NCAA Tourney: --  
 Bud Walton: 6 **Connor Vanover vs North Texas 11/28/20**  
 Road Game: 6 **Connor Vanover at Oklahoma State 01/30/21**  
 Neutral Site: 5 Adrio Bailey vs Valpo 12/21/19



# Effort. Energy. Enthusiasm.

**Ranked Opp: 4 Jalen Tate vs Alabama 02/24/21**  
**Frosh: 4 Jaylin Williams vs LSU 02/27/21**  
**Soph: 6 Connor Vanover vs North Texas 11/28/20**  
**Junior: 3 (2x) last Ethan Henderson vs LSU 03/13/21**  
 Senior: 5 Adrio Bailey 2x  
 Season Opener: 3 Connor Vanover vs Miss Valley 11/25/20  
 SEC Opener 1 Adrio Bailey & Jimmy Whitt vs TX A&M 01/04/20

## TEAM GAME HIGHS:

MOST POINTS:			
at Nevada:	119 vs Fresno State 12/09/15	W, 119-70	
	110 vs UMass 11/23/18	W, 110-87	
	108 vs Holy Names 11/30/15	W, 108-57	
	105 at New Mexico 01/07/17	W, 105-104 (OT)	
	104 vs UNLV 02/08/17	W, 104-77	
	103 at Wyoming 01/24/18	L, 103-104 (2OT)	
	102 vs Fresno State 01/31/18	W, 102-92	
	101 at UNLV 02/28/18	W, 101-75	
	100 vs Colorado State 01/23/19	W, 100-60	
at Arkansas:	142 vs Mississippi Valley 11/25/20	W, 142-62	
	101 at South Carolina 03/02/21	W, 101-73	
	100 vs UCA 12/12/12	W, 100-75	
	99 vs Georgia 01/09/21	W, 99-69	
	99 vs LSU 03/04/20	W, 99-90	
	98 vs Tulsa 12/14/19	W, 98-79	
	97 at Auburn 12/30/20	W, 97-89	
	92 at Vanderbilt 01/23/21	W, 92-71	
	91 vs Rice 11/05/19	W, 91-43	

MOST FIELD GOALS MADE:			
at Nevada:	40 vs UMass 11/23/18		
	40 vs Fresno State 12/09/15		
	40 vs Holy Names 11/30/15		
	38 vs San Jose State 0/09/19		
	38 vs UNLV 02/08/17		
at Arkansas:	48 vs Mississippi Valley 11/25/20		
	40 vs Central Arkansas 12/12/20		
	37 at South Carolina 03/02/21		
	37 vs Rice 11/05/19		
	36 at Vanderbilt 01/23/21		
	36 vs Georgia 01/09/21		
	34 vs Tulsa 12/14/19		
	33 vs Lipscomb 12/05/20		
	32 at Auburn 12/30/20		

MOST FIELD GOALS ATTEMPTED:			
at Nevada:	80 at UNLV 02/02/16		
	77 vs Colorado State 02/25/18		
	75 at New Mexico 01/07/17		
	74 vs Wyoming 01/03/18		
	74 at Wyoming 01/24/18		
	74 at Pacific 11/21/15		
at Arkansas:	86 vs Mississippi Valley 11/25/20		
	77 vs Oral Roberts 12/20/20		
	76 at LSU 01/13/21		
	76 vs Central Arkansas 12/12/20		
	71 vs Missouri 01/02/21		
	71 vs Texas Southern 11/19/19		

BEST FIELD GOAL PERCENTAGE:			
at Nevada:	.615 (40-65) vs UMass 11/23/18		
	.597 (40-67) vs Fresno State 12/09/15		
	.597 (40-67) vs Holy Names 11/30/15		
	.593 (32-54) at Utah State 02/17/18		
	.589 (33-56) vs Fresno State 01/31/18		
at Arkansas:	.571 (36-63) at Vanderbilt 01/23/21		
	.567 (34-60) vs Tulsa 12/14/19		
	.558 (48-86) vs Mississippi Valley 11/25/20		
	.552 (37-67) at South Carolina 03/02/21		
	.552 (37-67) vs Rice 11/05/19		
	.540 (27-50) vs TCU 01/25/20		
	.527 (29-55) at Tennessee 01/06/21		
	.526 (40-76) vs Central Arkansas 12/12/20		
	.522 (36-69) vs Georgia 01/09/21		
	.508 (31-61) vs Texas A&M 03/06/21		
	.500 (33-66) vs Lipscomb 12/05/20		
	.500 (28-56) vs LSU 03/04/20		

MOST 3-POINT FIELD GOALS MADE:			
at Nevada:	17 at Pacific 11/18/17		
	15 vs Pacific 11/09/18		
	15 at Air Force 01/06/18		
	15 at Santa Clara 11/15/17		
	15 at New Mexico 01/07/17		
at Arkansas:	20 vs Mississippi Valley 11/25/20		
	15 at South Carolina 03/02/21		
	14 at Texas A&M 03/07/20		
	12 vs Georgia 01/09/21		
	12 vs Central Arkansas 12/12/20		
	12 vs Vanderbilt 03/11/20		
	12 vs Missouri 02/22/20		
	12 at Indiana 12/29/19		
	11 vs Southern 12/09/20		
	11 vs Lipscomb 12/05/20		
	11 vs Tulsa 12/14/19		

MOST 3-POINT FIELD GOALS ATTEMPTED:			
at Nevada:	39 vs South Dakota State 12/15/18		
	37 at Fresno State 01/12/19		
	37 vs San Jose State 02/21/18		
	34 vs San Jose State 01/09/19		
	34 at Pacific 11/18/17		
at Arkansas:	40 vs Mississippi Valley 11/25/20		
	34 vs Lipscomb 12/05/20		
	33 at South Carolina 03/02/21		
	33 vs Southern 12/09/20		
	32 at Texas A&M 03/07/20		
	31 at LSU 01/13/21		
	31 at Indiana 12/29/19		

BEST 3-POINT FIELD GOAL PERCENTAGE:			
at Nevada:	.600 (6-10) vs Morehead State 03/30/16		
	.588 (10-17) at Fresno State 12/27/17		
	.579 (11-19) vs Southern Illinois 12/22/17		
	.550 (11/20) vs Oakland 11/23/16		
	.542 (13-24) at UNLV 02/28/18		
	.542 (13-24) at Air Force 02/15/17		
at Arkansas:	.667 (6-9) vs TCU 01/25/20		
	.571 (12-21) vs Georgia 01/09/21		
	.500 (20-40) vs Mississippi Valley 11/25/20		
	.480 (12-25) vs Missouri 02/22/20		
	.455 (15-33) at South Carolina 03/02/21		
	.438 (14-32) at Texas A&M 03/07/20		
	.429 (12-28) vs Vanderbilt 03/11/20		
	.421 (8-19) at Vanderbilt 01/23/21		
	.412 (7-17) vs Ole Miss 01/27/21		
	.400 (8-20) at Tennessee 01/06/21		
	.400 (12-30) vs Central Arkansas 12/12/20		
	.400 (10-25) vs Auburn 02/04/20		
	.400 (10-25) vs Rice 11/05/19		
	.400 (8-20) at Ole Miss 01/11/20		

MOST FREE THROWS MADE:			
at Nevada:	39 vs Morehead State 04/01/16		
	36 vs Rhode Island 11/13/17		
	35 vs Tulsa 11/22/18		
	31 at Wyoming 01/14/17		
	30 at Wyoming 01/24/18		
at Arkansas:	36 vs LSU 03/04/20		
	28 at Missouri 02/08/20		
	27 vs Alabama 02/24/21		
	27 vs Tennessee 02/26/20		
	26 vs Mississippi Valley 11/25/20		
	26 at Tennessee 02/11/20		
	26 vs South Carolina 01/29/20		

MOST FREE THROWS ATTEMPTED:			
at Nevada:	45 vs Morehead State 04/01/16		
	44 vs Rhode Island 11/13/17		
	43 at Pacific 11/21/15		
	42 vs Tulsa 11/22/18		
at Arkansas:	54 vs LSU 03/04/20		
	43 vs Alabama 02/24/21		
	40 vs South Carolina 01/29/20		
	39 at Missouri 02/08/20		
	36 at Tennessee 02/11/20		
	34 vs Missouri 01/02/21		
	33 vs Mississippi Valley 11/25/20		
	33 vs Tennessee 02/26/20		

BEST FREE THROW PERCENTAGE:			
at Nevada:	.929 (13-14) vs Loyola-Chicago 03/22/18		
	.929 (13-14) at Cal State Fullerton 11/28/15		
	.900 (18-20) at Pacific 11/18/17		
	.889 (16-18) at Fresno State 12/27/17		
	.885 (23-26) vs Montana 03/16/16		
	.885 (23-26) at Hawai'i 11/16/15		
at Arkansas:	.944 (17-18) at LSU 01/08/20		
	.929 (13-14) vs Mississippi State 02/02/21		
	.923 (12-13) at South Carolina 03/02/21		
	.917 (11-12) vs South Dakota 11/22/19		
	.889 (16-18) vs Austin Peay 12/03/19		
	.885 (23-26) vs Mississippi State 02/15/20		
	.870 (20-23) at Missouri 02/13/21		

MOST REBOUNDS:			
at Nevada:	61 at Pacific 11/21/15		
	60 vs Fresno Pacific 12/09/15		
	57 vs Fresno State 02/13/16		
	53 at UNLV 02/20/16		
	50 vs San Jose State 12/28/16		
at Arkansas:	58 Oral Roberts 12/20/20		
	58 vs Mississippi Valley 11/25/20		
	54 vs Lipscomb 12/05/20		
	46 vs Southern 12/09/20		
	45 vs LSU 02/27/21		
	45 vs Mississippi State 02/02/21		
	45 vs Rice 11/05/19		
	43 vs UT Arlington 12/02/20		
	42 vs Valparaiso 12/21/19		
	40 vs Georgia 01/09/21		
	40 vs North Texas 11/28/20		

MOST OFFENSIVE REBOUNDS:			
at Nevada:	25 at Pacific 11/21/15		

19 vs Fresno Pacific 12/09/15			
19 vs Fresno State 02/13/16			
19 vs Florida 03/21/19			
at Arkansas:	24 vs Oral Roberts 12/20/20		
	20 vs Mississippi Valley 11/25/20		
	17 at LSU 01/13/21		
	17 vs UT Arlington 12/02/20		
	16 vs LSU 03/13/21		
	16 vs Missouri 01/02/21		
	15 vs Mississippi Valley 02/02/21		
	14 vs Abilene Christian 12/20/20		
	14 vs Montana 11/16/19		

MOST DEFENSIVE REBOUNDS:			
at Nevada:	43 vs Fresno State 02/13/16		
	42 vs San Jose State 12/28/16		
	41 vs Fresno Pacific 12/09/15		
	40 vs Little Rock 11/16/18		
	38 vs Mew Mexico 02/09/19		
at Arkansas:	44 vs Lipscomb 12/05/20		
	38 vs Mississippi Valley 11/25/20		
	36 vs LSU 02/27/21		
	36 vs Valparaiso 12/21/19		
	35 vs Rice 11/05/19		
	34 vs Oral Roberts 12/20/20		
	33 vs Southern 12/09/20		

MOST ASSISTS:			
at Nevada:	29 vs Holy Names 11/30/15		
	27 at Santa Clara 11/15/17		
	25 vs Illinois State 11/29/17		
	25 at New Mexico 01/07/17		
	24 vs UC Davis 12/19/17		
at Arkansas:	26 vs Central Arkansas 12/12/20		
	26 vs Mississippi Valley 11/25/20		
	22 at Vanderbilt 01/23/21		
	21 vs Georgia 01/09/21		
	19 vs Vanderbilt 01/15/20		
	19 vs Rice 11/05/19		

MOST STEALS:			
at Nevada:	15 vs San Jose State 01/09/19		
	15 vs Utah State 01/02/19		
	12 vs New Mexico 01/28/17		
	13 at New Mexico 12/30/15		
	4x		
at Arkansas:	15 at Georgia Tech 11/25/19		
	14 vs Auburn 02/04/20		
	14 vs Rice 11/05/19		
	13 Missouri 01/02/21		
	13 at Auburn 12/30/20		
	13 vs Texas Southern 11/19/19		
	12 vs Tulsa 12/14/19		

MOST BLOCKED SHOTS:			
at Nevada:	11 at Oregon State 12/05/15		
	10 at Wyoming 01/20/16		
	10 vs Holy Names 11/30/15		
	9 vs UNLV 03/08/18		
	9 at New Mexico 01/07/17		
	8 3x		
at Arkansas:	11 vs Alabama 02/24/21		
	10 vs Texas Southern 11/19/19		
	8 vs Central Arkansas 12/12/20		
	8 vs Southern 12/09/20		
	8 vs North Texas 11/28/20		
	8 at Texas A&M 03/07/20		
	8 vs Valparaiso 12/21/19		
	7 vs Oral Roberts 12/20/20		
	7 vs Lipscomb 12/05/20		
	7 vs Vanderbilt 03/11/20		
	7 vs Tulsa 12/14/19		

MOST TURNOVERS:			
at Nevada:	21 at Texas Tech 12/05/17		
	21 vs Morehead State 03/30/16		
	20 vs Fresno Pacific 12/09/15		
	20 at San Diego State 03/11/16		
	17 3x		
at Arkansas:	21 vs Rice 11/05/19		
	20 vs Missouri 03/12/21		
	20 at Tennessee 01/06/21		
	20 vs Austin Peay 12/03/19		
	19 vs Valparaiso 12/21/19		
	18 at Alabama 01/16/21		

MOST FOULS:			
at Nevada:	38 at Wichita State 12/22/15		
	30 at New Mexico 01/07/17		
	30 at New Mexico 12/30/15		
	28 at Utah State 03/02/19		
at Arkansas:	32 at Missouri 02/08/20		
	28 Missouri 01/02/21		
	28 at Texas A&M 03/07/20		
	26 at Tennessee 02/11/20		
	23 vs South Carolina 01/29/20		
	23 at Mississippi St. 01/22/20		
	23 at Western Kentucky 12/07/19		

## OPPONENT GAME HIGHS (at Ark):

POINTS	99	at Georgia 02/29/20
	<b>92</b>	<b>at LSU 01/13/21</b>
	<b>90</b>	<b>at Alabama 01/16/21</b>
	90	vs LSU 03/04/20
	86	at Western Kentucky 12/07/19
	<b>85</b>	<b>at Auburn 12/30/20</b>
FG MADE	38	at Georgia 02/29/20
	<b>34</b>	<b>at LSU 01/13/21</b>
	<b>31</b>	<b>vs Texas A&amp;M 03/06/21</b>
	<b>31</b>	<b>at Oklahoma State 01/31/21</b>
	<b>31</b>	<b>at Alabama 01/16/21</b>
	31	vs LSU 03/04/20
	31	at Western Kentucky 12/07/19
FG ATTEMPTS	<b>76</b>	<b>vs LSU 02/21/27</b>
	<b>72</b>	<b>at South Carolina 02/03/21</b>
	<b>72</b>	<b>vs Mississippi Valley 11/25/20</b>
	72	vs Valparaiso 12/21/19
	70	vs LSU 03/04/20
	<b>69</b>	<b>vs Georgia 01/09/21</b>
FG PCT	.588 (30-51)	vs Mississippi State 02/15/20
	.567 (38-67)	at Georgia 02/29/20
	<b>.523 (34-65)</b>	<b>at LSU 01/13/21</b>
	<b>.519 (28-54)</b>	<b>at Auburn 12/30/20</b>
	.509 (28-55)	vs South Carolina 01/29/20
	<b>.508 (31-61)</b>	<b>vs Texas A&amp;M 03/06/21</b>
	<b>.508 (31-61)</b>	<b>at Oklahoma State 01/31/21</b>
	.500 (23-46)	at Florida 02/18/20
3 PT MADE	<b>15</b>	<b>at Alabama 01/16/21</b>
	<b>15</b>	<b>at Auburn 12/30/20</b>
	<b>14</b>	<b>at Kentucky 02/09/21</b>
	<b>13</b>	<b>at Missouri 02/13/21</b>
	<b>13</b>	<b>vs Mississippi Valley 11/25/20</b>
3 PT ATT	<b>39</b>	<b>vs Mississippi Valley 11/25/20</b>
	<b>33</b>	<b>vs Alabama 02/24/21</b>
	<b>32</b>	<b>at Missouri 02/13/21</b>
	31	vs Auburn 02/04/20
	31	at Alabama 02/01/20

## IN SIX YEARS AS A COLLEGIATE HEAD COACH

- » Led the NCAA in 3-pt FG Pct Defense (2020)
- » Led the NCAA in Free Throws Made (2016)
- » Ranked 1st (3x) or 2nd (3x) six times in the league in FT Made
- » Ranked 1st (3x) or 2nd (2x) five times in the league in FT Attempts
- » 6x - Ranked among NCAA top 25 in FT Made AND FT Attempts
- » 4x - Led the league in Fewest Turnovers (2017, '18, '19, '20)
- » 4x - Led the league in Scoring Margin (2017, '18, '19, '21)
- » 4x - Led the league in Overall W-L Percentage (2017, '18, '19, '21)
- » 3x - Led the league in Assist-To-TO Ratio (2017, '18, '19)
- » 3x - In NCAA top 20 in 3PTFG% Defense (2017, '18, '20)

### OTHER TEAM HIGHLIGHTS

- » 2nd in the NCAA in Assist-To-TO Ratio (2018)
- » 2nd in the NCAA in Total Rebounds (2016)
- » 3rd in the NCAA in Total Blocked Shots (2016)
- » 4th in the NCAA in Rebound Margin (2016)
- » 4th in the NCAA in Fewest TO Per Gm (2018)
- » 7th in the NCAA in Scoring Offense (2021)
- » 7th in the NCAA in Blocks Per Game (2016)
- » 9th in the NCAA in Scoring Margin (2019)
- » 9th in the NCAA in Turnover Margin (2020)
- » 10th in the NCAA in Total Assists (2018)

### PLAYER HIGHLIGHTS

- » 5 Players in the NBA over past two years
- » 4x - Player led his league in 3-PT FG Made AND 3-PT FG Attempts
- » 3x - Player led his league in points scored
- » 3 All-American Honors (Caleb Martin 2x, Mason Jones)
- » 2 Conference Players of the Year
- » 1 Conference Freshman of the Year
- » 2 Conference Newcomers of the Year
- » 5 All-Defensive Team Honors
- » 2 Conference 6th Man Award
- » 1 Conference Defensive Player of the Year
- » 16 All-Conference Honors

3 PT PCT	<b>.538 (14-26)</b>	<b>at Kentucky 02/09/21</b>
	<b>.517 (15-29)</b>	<b>at Auburn 12/30/20</b>
	<b>.474 (9-19)</b>	<b>vs LSU 03/13/21</b>
	<b>.435 (10-23)</b>	<b>vs Texas A&amp;M 02/06/21</b>
	.435 (10-23)	at Georgia 02/29/20
	<b>.417 (15-36)</b>	<b>at Alabama 01/16/21</b>
FT MADE	34	at Missouri 02/08/20
	<b>28</b>	<b>vs Missouri 01/02/21</b>
	27	at Mississippi State 01/22/20
	25	at Ole Miss 01/11/20
FT ATTEMPTS	44	at Missouri 02/08/20
	<b>39</b>	<b>vs Missouri 01/02/21</b>
	33	vs South Carolina 01/29/20
	31	at Texas A&M 03/07/20
	31	at Mississippi State 01/22/20
FT PCT	<b>1.000 (14-14)</b>	<b>vs Florida 02/16/21</b>
	.962 (25-26)	at Ole Miss 01/11/20
	.871 (27-31)	at Mississippi State 01/22/20
	<b>.867 (13-15)</b>	<b>vs LSU 03/13/21</b>
	.846 (11-13)	vs Austin Peay 12/03/19
REBOUNDS	53	at LSU 01/08/20
	52	at Missouri 02/08/20
	<b>51</b>	<b>vs Missouri 01/02/21</b>
	<b>48</b>	<b>at LSU 01/13/21</b>
	47	vs Kentucky 01/18/20
	47	at Georgia Tech 11/25/19
OFF REB	23	at LSU 01/08/20
	16	at Missouri 02/08/20
	15	4x
DEF REB	<b>41</b>	<b>vs Missouri 01/02/21</b>
	37	at Georgia Tech 11/25/19
	35	vs Kentucky 01/18/20
	<b>34</b>	<b>at Alabama 01/16/21</b>
	<b>34</b>	<b>at LSU 01/13/21</b>
	34	vs Valparaiso 12/21/19
ASSISTS	<b>18</b>	<b>at Kentucky 02/09/21</b>
	<b>18</b>	<b>at Alabama 01/16/21</b>
	17	at Tennessee 02/11/20
	<b>15</b>	<b>at Missouri 02/13/21</b>
	15	at Texas A&M 03/07/20
STEALS	<b>12</b>	<b>at Alabama 01/16/21</b>
	<b>10</b>	<b>vs LSU 03/13/21</b>
	<b>10</b>	<b>at Oklahoma State 01/30/21</b>
	<b>10</b>	<b>at Tennessee 01/06/21</b>
	10	vs Northern Kentucky 11/30/19
	<b>9</b>	<b>vs Missouri 03/12/21</b>
	9	vs Valparaiso 12/21/19
	9	vs Rice 11/05/19
BLOCKS	<b>9</b>	<b>vs Auburn 01/20/21</b>
	<b>9</b>	<b>at Tennessee 01/06/21</b>
	<b>7</b>	<b>at Oklahoma State 01/30/21</b>
	<b>7</b>	<b>vs Oral Roberts 12/20/20</b>
	<b>6</b>	<b>vs Ole Miss 01/27/21</b>
	<b>6</b>	<b>vs Mississippi Valley 11/25/20</b>
	6	vs Mississippi State 02/15/20
	6	at Tennessee 02/11/20
	6	at Alabama 02/01/20
	6	vs Texas Southern 11/19/19
TURNOVERS	27	vs Rice 11/05/19
	<b>26</b>	<b>vs Mississippi State 02/02/21</b>
	24	at Georgia Tech 11/25/19
	24	vs Texas Southern 11/19/19
	23	vs Montana 11/16/19
	<b>21</b>	<b>vs Missouri 03/12/21</b>
	<b>21</b>	<b>vs Georgia 01/09/21</b>
	<b>21</b>	<b>vs Missouri 01/02/21</b>
	21	vs Austin Peay 12/03/19
FOULS	35	vs LSU 03/04/20
	33	vs South Carolina 01/29/20
	<b>32</b>	<b>at Alabama 02/24/21</b>
	<b>29</b>	<b>vs Missouri 01/02/21</b>
	27	at Missouri 02/08/20
	27	vs Valparaiso 12/21/19

## ARKANSAS TEAM GAME LOWS:

FEWEST PTS	<b>59</b>	<b>at Alabama 01/16/21</b>
	59	at Florida 02/18/20
	<b>61</b>	<b>vs Mississippi State 02/02/21</b>
	61	at Tennessee 02/11/20
	62	at Georgia Tech 11/25/19
FEWEST FG	15	at Tennessee 02/11/20
	<b>19</b>	<b>vs Missouri 01/02/21</b>
	19	vs Kentucky 01/18/20
	20	vs North Texas 11/12/19
	20	vs Montana 11/16/19
FEWEST FGA	45	vs North Texas 11/12/19
	46	vs Austin Peay 12/03/19
	49	at Tennessee 02/11/20
LOWEST FG%	<b>.268 (9-17)</b>	<b>vs Missouri 01/02/21</b>
	.306 (15-49)	at Tennessee 02/11/20
	<b>.333 (21-63)</b>	<b>at Alabama 01/16/21</b>
	.333 (19-57)	vs Kentucky 01/18/20
	<b>.342 (26-79)</b>	<b>at LSU 01/13/21</b>
	<b>.359 (23-64)</b>	<b>vs Mississippi State 02/02/21</b>
FEWEST 3PT FG	<b>2</b>	<b>vs Mississippi State 02/02/21</b>

## Effort. Energy. Enthusiasm.

	3	vs Northern Kentucky 11/30/19
	3	at Missouri 02/08/20
	3	at Florida 02/18/20
	3	<b>8x last vs Alabama 02/24/21</b>
FEWEST 3 FGA	9	vs TCU 01/25/20
	<b>14</b>	<b>vs Alabama 02/24/21</b>
	14	at Missouri 02/08/20
	<b>15</b>	<b>vs Missouri 03/12/21</b>
	<b>15</b>	<b>vs Florida 02/16/21</b>
	15	at Oklahoma State 01/31/21
	16	4x
LOWEST 3 PT%	<b>.118 (2-17)</b>	<b>vs Mississippi State 02/02/21</b>
	<b>.167 (4-24)</b>	<b>vs Oral Roberts 12/20/20</b>
	.167 (3-18)	vs Northern Kentucky 11/30/19
	.188 (3-16)	at Florida 02/18/20
	.200 (4-20)	vs Montana 11/16/19
	.200 (4-20)	vs South Dakota 11/22/19
	.200 (4-20)	at Mississippi State 01/22/20
FEWEST FT	<b>4</b>	<b>at Oklahoma State 01/30/21</b>
	6	at Mississippi State 01/22/20
	7	vs Rice 11/05/19
	<b>8</b>	<b>at Tennessee 01/06/21</b>
	<b>8</b>	<b>vs Central Arkansas 12/12/20</b>
	<b>8</b>	<b>vs Southern 12/09/20</b>
	8	vs Vanderbilt 01/15/20
FEWEST FTA	<b>7</b>	<b>at Oklahoma State 01/30/21</b>
	<b>8</b>	<b>vs Central Arkansas 12/12/20</b>
	<b>10</b>	<b>at Tennessee 01/06/21</b>
	11	vs Rice 11/05/19
	11	at Mississippi State 01/22/20
	<b>12</b>	<b>vs Lipscomb 12/05/20</b>
	12	vs South Dakota 11/22/19
	12	at Indiana 12/29/19
LOWEST FT%	<b>.471 (8-17)</b>	<b>vs Southern 12/09/20</b>
	.533 (8-15)	vs Vanderbilt 01/15/20
	.545 (6-11)	at Mississippi State 01/22/20
	.615 (16-26)	vs Auburn 02/04/20
FEWEST REBS	23	vs Missouri 02/22/20
	24	vs North Texas 11/12/19
	24	at LSU 01/08/20
	25	at Texas A&M 03/07/20
FEWEST OFF REB	2	vs Missouri 02/22/20
	3	at LSU 01/08/20
	3	at Georgia Tech 11/25/19
	4	vs North Texas 11/12/19
	<b>5</b>	<b>at South Carolina 03/02/21</b>
	<b>5</b>	<b>at Kentucky 02/09/21</b>
FEWEST DEF REB	15	at Florida 02/18/20
	18	at Tennessee 02/11/20
	18	vs TCU 01/25/20
	19	vs Mississippi State 02/15/20
FEWEST ASSISTS	6	at Tennessee 02/11/20
	<b>7</b>	<b>vs Missouri 01/02/21</b>
	7	at Alabama 02/01/20
	<b>8</b>	<b>6x - last at Alabama 01/16/21</b>
FEWEST STEALS	<b>2</b>	<b>at Tennessee 01/06/21</b>
	4	at Western Kentucky 12/07/19
	4	vs Mississippi State 02/15/20
	4	vs LSU 03/04/20
FEWEST BLOCKS	<b>1</b>	<b>vs Georgia 01/09/21</b>
	1	vs Northern Kentucky 11/30/19
	1	vs South Carolina 01/29/20
	1	vs Mississippi State 02/15/20
	1	at Florida 02/18/20
	2	<b>8x last at Tennessee 01/06/21</b>
FEWEST TO	5	vs LSU 03/04/20
	<b>6</b>	<b>at Kentucky 02/09/21</b>
	6	at Georgia 02/29/20
	7	5x
FOULS	<b>10</b>	<b>vs Southern 12/09/20</b>
	<b>12</b>	<b>vs Mississippi Valley 11/25/20</b>
	<b>14</b>	<b>vs North Texas 11/28/20</b>
	14	vs Texas Southern 11/19/19
	14	vs Northern Kentucky 11/30/19
	14	vs Valparaiso 12/21/19

## OPPONENT GAME LOWS (at Ark):

FEWEST PTS	43	vs Rice 11/05/19
	43	vs North Texas 11/12/19
	<b>44</b>	<b>vs Southern 12/09/20</b>
	<b>45</b>	<b>vs Mississippi State 02/02/21</b>
	46	vs Montana 11/16/19
FEWEST FG	<b>15</b>	<b>vs Mississippi State 02/02/21</b>
	<b>15</b>	<b>vs Lipscomb 12/05/20</b>
	16	vs Rice 11/05/19
	17	vs North Texas 11/12/19
	<b>18</b>	<b>vs Southern 12/09/20</b>
	18	vs Montana 11/16/19
FEWEST FGA	45	vs Texas A&M 01/04/20
	46	at Florida 02/18/20
	48	vs Vanderbilt 01/15/20
	<b>49</b>	<b>vs Mississippi State 02/02/21</b>
LOWEST FG%	<b>.254 (15-59)</b>	<b>vs Lipscomb 12/05/20</b>
	<b>.286 (18-63)</b>	<b>vs Southern 12/09/20</b>
	.286 (16-56)	vs Rice 11/05/19



		<b>.306 (15-49) vs Mississippi State 02/20/21</b>	
		<b>.321 (18-56) vs Montana 11/16/19</b>	
FEWEST 3PT FG	1	<b>vs Ole Miss 01/27/21</b>	
	1	<b>vs Southern 12/09/20</b>	
	2	<b>vs North Texas 11/28/20</b>	
	2	vs Rice 11/05/19	
	2	vs North Texas 11/12/19	
FEWEST 3 FGA	7	vs Mississippi State 02/15/20	
	11	vs Texas Southern 11/19/19	
	12	vs South Dakota 11/22/19	
	12	at Georgia Tech 11/25/19	
	12	at Georgia Tech 11/25/19	
LOWEST 3 PT%	<b>.063</b> (1-116)	<b>vs Ole Miss 01/27/21</b>	
	<b>.077</b> (1-13)	<b>vs Southern 12/09/20</b>	
	.080 (2-25)	vs Rice 11/05/19	
	.118 (2-17)	vs North Texas 11/12/19	
	<b>.190</b> (4-21)	<b>vs Florida 02/16/21</b>	
	.125 (2-16)	vs Montana 11/16/19	
	<b>.154</b> (2-13)	<b>vs North Texas 11/28/20</b>	
	.167 (2-12)	at Georgia Tech 11/25/19	
	3	<b>vs Alabama 02/24/21</b>	
	3	<b>vs Mississippi Valley 11/25/20</b>	
FEWEST FT	6	<b>vs LSU 02/27/21</b>	
	7	<b>vs Southern 12/09/20</b>	
	7	vs North Texas 11/12/19	
	7	vs Valparaiso 12/21/19	
	8	<b>vs Texas A&amp;M 03/06/21</b>	
	8	<b>vs Ole Miss 01/27/21</b>	
	8	vs Montana 11/16/19	
	8	vs Montana 11/16/19	
FEWEST FTA	3	<b>vs Alabama 02/24/21</b>	
	6	<b>vs Mississippi Valley 11/25/20</b>	
	10	<b>vs Texas A&amp;M 03/06/21</b>	
	10	<b>vs Southern 12/09/20</b>	
	11	vs Valparaiso 12/21/19	
	12	<b>vs LSU 02/27/21</b>	
	13	<b>vs Georgia 01/09/21</b>	
	13	<b>vs Georgia 01/09/21</b>	
LOWEST FT%	<b>.375</b> (3-8)	<b>vs Alabama 02/24/21</b>	
	<b>.500</b> (6-12)	<b>vs LSU 02/27/21</b>	
	.500 (9-18)	at Indiana 12/29/19	
	.515 (17-33)	vs South Carolina 01/29/20	
	.545 (12-22)	vs Vanderbilt 01/15/20	
	<b>.556</b> (10-18)	<b>vs Mississippi State 02/02/21</b>	
	27	vs Rice 11/05/19	
FEWEST REBS	28	<b>at Tennessee 01/06/21</b>	
	28	<b>vs Abilene Christian 12/20/20</b>	
	28	vs Mississippi State 02/15/20	
	29	<b>vs Ole Miss 01/27/21</b>	
	29	<b>at Vanderbilt 01/23/21</b>	
	30	<b>vs Georgia 01/09/21</b>	
	30	<b>vs UT Arlington 12/02/20</b>	
	30	vs South Dakota 11/22/19	
	30	vs Austin Peay 12/03/19	
	30	vs Vanderbilt 01/15/20	
	4	vs Mississippi State 02/15/20	
	4	vs Vanderbilt 01/15/20	
	5	<b>vs Missouri 03/12/21</b>	
	5	vs South Carolina 01/29/20	
	5	vs Northern Kentucky 11/30/19	
FEWEST DEF REBS	20	<b>vs Texas A&amp;M 03/06/21</b>	
	20	<b>vs Abilene Christian 12/20/20</b>	
	20	<b>vs UT Arlington 12/02/20</b>	
	20	vs Tennessee 02/26/20	
	20	vs Austin Peay 12/03/19	
	21	<b>vs Ole Miss 01/27/21</b>	
	21	<b>at Vanderbilt 01/23/21</b>	
	21	vs TCU 01/25/20	
	21	vs Rice 11/05/19	
	21	vs Rice 11/05/19	
FEWEST ASSISTS	5	<b>vs Southern 12/09/20</b>	
	6	<b>vs Florida 02/16/21</b>	
	6	at Ole Miss 01/11/20	
	6	at Missouri 02/08/20	
	7	vs Rice 11/05/19	
	7	at Georgia Tech 11/25/19	
	7	at Florida 02/18/20	
FEWEST STEALS	0	vs Vanderbilt 01/15/20	
	1	<b>at Kentucky 02/09/21</b>	
	1	at LSU 01/08/20	
FEWEST BLOCKS	2	<b>vs LSU 02/27/21</b>	
	2	at Georgia 02/29/20	
	2	at Georgia 02/29/20	
FEWEST TO	0	<b>vs Georgia 01/09/21</b>	
	0	Southern 12/09/20	
	0	vs North Texas 11/12/19	
	0	vs Austin Peay 12/03/19	
	1	<b>9x last vs Missouri 01/02/21</b>	
	1	<b>9x last vs Missouri 01/02/21</b>	
FEWEST FOULS	5	<b>at Tennessee 01/06/21</b>	
	7	<b>vs Lipscomb 12/05/20</b>	
	8	<b>vs LSU 02/27/21</b>	
	9	<b>vs Ole Miss 01/27/21</b>	
	9	at Mississippi State 01/22/20	

## MUSS TEAMS IN THE NCAA/CONFERENCE STATS

	2015-16	2016-17	2017-18	2018-19	2019-20
3-pt FG Att	176 / 8	<b>37 / 2</b>	<b>29 / 2</b>	<b>51 / 2</b>	115 / 5
A-Turnover Ratio	232 / 9	<b>13 / 1</b>	<b>2 / 1</b>	<b>15 / 1</b>	140 / 4
Assists/Gm	220 / 9	<b>32 / 1</b>	<b>27 / 2</b>	75 / 3	226 / 10
Blocks/Gm	<b>7 / 1</b>	64 / 3	74 / 2	100 / 2	84 / 9
Def Reb/Gm	<b>19 / 1</b>	<b>31 / 2</b>	92 / 6	<b>31 / 2</b>	287 / 12
Fewest Fouls	342 / 11	105 / 3	253 / 9	184 / 6	322 / 12
Fewest TO	335 / 11	<b>59 / 1</b>	<b>24 / 1</b>	<b>21 / 1</b>	<b>59 / 1</b>
FG Pct	251 / 9	146 / 5	60 / 3	68 / 4	147 / 6
FG Pct Defense	<b>28 / 2</b>	120 / 7	140 / 4	42 / 3	169 / 12
FT Attempts	<b>2 / 1</b>	<b>13 / 1</b>	<b>16 / 2</b>	<b>16 / 1</b>	<b>8 / 2</b>
FT Made	<b>1 / 1</b>	<b>24 / 2</b>	<b>9 / 2</b>	<b>17 / 1</b>	<b>3 / 1</b>
FT Pct	43 / 2	159 / 6	66 / 2	167 / 6	102 / 6
Off Reb/Gm	76 / 2	132 / 3	255 / 7	205 / 6	325 / 14
Fouls/Gm	275 / 8	<b>35 / 1</b>	<b>95 / 1</b>	126 / 3	311 / 11
Reb Margin	<b>4 / 2</b>	<b>72 / 1</b>	232 / 81	97 / 3	342 / 14
Scoring Defense	177 / 5	151 / 6	191 / 6	<b>55 / 1</b>	185 / 9
Scoring Margin	117 / 5	<b>39 / 1</b>	<b>27 / 1</b>	<b>9 / 1</b>	70 / 4
Scoring Offense	113 / 5	<b>37 / 1</b>	<b>18 / 2</b>	<b>28 / 1</b>	56 / 5
Steals/Gm	98 / 3	262 / 8	174 / 6	172 / 4	<b>41 / 1</b>
3 Pt FG Defense	59 / 2	<b>18 / 2</b>	<b>20 / 1</b>	113 / 3	<b>1 / 1</b>
3 PT FG/Game	323 / 11	<b>33 / 2</b>	<b>31 / 3</b>	74 / 3	143 / 4
3 PT FG Pct	314 / 11	<b>42 / 1</b>	<b>26 / 2</b>	155 / 6	175 / 5
3 PT FGM	251 / 9	<b>22 / 2</b>	<b>15 / 2</b>	<b>59 / 2</b>	129 / 4
Total Assists	112 / 2	<b>30 / 2</b>	<b>10 / 1</b>	69 / 2	251 / 10
Total Blocks	<b>3 / 1</b>	50 / 3	<b>44 / 1</b>	88 / 2	81 / 7
Total Rebounds	<b>2 / 1</b>	<b>25 / 3</b>	44 / 2	63 / 2	306 / 14
Total Rebs/Gm	<b>18 / 1</b>	<b>41 / 1</b>	171 / 6	72 / 4	322 / 14
Total Steals	40 / 3	208 / 9	85 / 2	157 / 4	<b>34 / 1</b>
Turnover Margin	184 / 5	169 / 7	<b>22 / 2</b>	<b>22 / 1</b>	<b>9 / 1</b>
Turnovers Forced	154 / 5	306 / 10	191 / 6	127 / 3	<b>29 / 1</b>
Fewest TO/Gm	208 / 7	<b>26 / 2</b>	<b>4 / 1</b>	<b>13 / 1</b>	<b>47 / 1</b>
W-L Pct	93 / 3	<b>17 / 1</b>	<b>17 / 1</b>	<b>7 / 1</b>	89 / 5





**MOSES  
MOODY**

@moses\_moody3  
@moses.2m

**5**

6 / Fr. / 6-6 / 205

Little Rock, Ark. / Montverde (Fla.) Academy

• 2021 1st Team All-SEC (AP & Coaches)  
• 2021 SEC All-Freshman Team (Coaches)  
• 2021 SEC MBB Community Service Team

• 2021 SEC Freshman of the Year (Coaches)  
• 2021 SEC Newcomer of the Year (AP)  
• 3x SEC Freshman of the Week

• Born May 31, 2002 in Little Rock  
• Consensus 4-star ... MaxPreps HS HM All-American ... Rated 37th (247Sports), 42nd (ESPN), 53rd (Rivals)  
• Serves on Arkansas Athletics' African American S-A Leadership Council and SAAC.  
• Parents: Kareem and Rona Moody

## MADE THE AD'S HONOR ROLL (GPA BETWEEN 3.5-3.99) FOR FALL 2020

- Leads the team, ranks 3rd in the SEC and 3RD AMONG NCAA FRESHMEN in scoring (17.4 ppg)
- 1 OF 3 NCAA FRESHMEN AVERAGING OVER 15.0 POINTS AND 5.0 REBOUNDS.
- THE ONLY PLAYER IN THE SEC to average at least 17.0 points and 5.0 rebounds
- 1 OF 2 PLAYERS IN THE SEC among the league's top 20 in : PPG (3rd) • FG% (8th) • 3PT% (12th) • FT% (8th) • RPG (16th).
- 1 OF 3 PLAYERS IN THE SEC shooting at least: 42% FG, 35% 3PT AND 80% FT

- Ranks 7th in the NCAA / 3rd in the SEC in FT Made (134) — 8th in the SEC FT% (.817)
- Has set the UA freshman record for FT Made in a season (134 in 28 gms) - previous Kareem Reid (116 in 1995-96 - 33 gms).
- Was 16-of-19 at the line in the Alabama win ... 16 makes ties for 6th-most by a Hog in a game — 3rd-most in an SEC game ... 19 attempts tie for 7th-most by a Hog in a game — 3rd most in an SEC game.
- Double figure points in 24 of 28 games (single-digits: 6 at UT, 5 vs AUB & 5 vs Ole Miss, 5 vs Mizzou)
- Led the team in scoring 11x, led the team in rebounding 8x and led the team in scoring & rebounding in the same game 4x.
- Named SEC Freshman of the Week and College Sports Madness SEC Player of the Week (Dec. 7)
- Named College Sports Madness SEC Player of the Week (Feb. 15)
- Named back-to-back SEC Freshman of the Week (Mar. 1 and Mar. 8)
- Leads the team in Plus-Minus at +312 (next closest is Justin Smith at +253).
- Had 21 deflections in two games at the SEC Tournament (11 vs Mizzou and 10 vs LSU) ... Had 11 deflections in two games (at Missouri and vs Mississippi State) - TIED FOR THE TEAM LEAD IN DEFLECTIONS with 145
- Second on the team in drawing charges with 12 — took five vs Mizzou in the SEC quarterfinal.

**DURING 12-GM SEC WIN STREAK : Team-Best 16.3 ppg — 2nd-Best 5.9 Rebs — Team-Best 36.7 (22-600) 3PT% — 24 assists / 10 BLKS / 12 steals**

## 2020-21 HIGHLIGHTS

- Scored 19 in his collegiate debut — making 9-of-10 from the free throw line ... Added three steals
- Named SEC Freshman of the Week / College Sports Madness SEC Player of the Week (Dec. 7) ... Averaged 21 points and 8.5 rebounds in wins over UT Arlington and Lipscomb ... Was 14-of-20 from the field — including 4-of-6 from 3-point range — while going 10-of-13 at the free throw line ... Had game highs with 24 points and nine rebounds versus UTA (first Hog frosh since Bobby Portis in 2014 to have at least 24 and nine in a game ... Followed that with an 18-point, eight-rebound performance versus Lipscomb. Moody made 7-of-his-8 shots, including 2-of-3 from 3-point range
- Stuffed the stat sheet versus Central Arkansas with 15 points, seven rebounds, three assists, two steals and a blocked shot
- Led all scorers with 21 points in the Abilene Christian win
- Tied for the team lead with six rebounds at Auburn ... Scored 16 points, including two early 3-pointers to set the tone in the win
- Recorded his first career double-double versus Mizzou (1/2) with 18 points and career-high 10 rebounds ... Made a season-high four 3-pointers
- Scored 25 points in the win over Georgia ... Had a team-best and season-best 11 deflections
- Had 18 points at LSU, including 13 in the second half to help Arkansas outscore the Tigers in the period ... Added six rebounds (four offensive)
- Led the team in both points — career-high 28 — and rebounds — season's second-best total of nine — at Alabama ... Scored 14 of Arkansas' first 15 points ... His 25 field goal attempts were the most by a Razorback since 2010 and ties for fourth-most by a Razorback in an SEC game
- Only scored five points in the win over Auburn and was 0-of-4 from 3-point range ... However, all five came in the final nine minutes of the game ... With the game tied at 56, got an offensive rebound and put-back to give Arkansas a lead it would not relinquish ... Sealed win with a defensive rebound with three seconds left
- Scored a game-high 26 points (13 in each half) at Vanderbilt with a team-best eight rebounds
- Made 8-of-13 shots for 17 points (11 in the second half) at Oklahoma State
- Led the team in scoring with 13 points versus Mississippi State, adding seven rebounds and two steals ... Scored 11 of the team's 28 first-half points
- Had 12 points at Kentucky and tied for the team lead with seven rebounds ... Only played nine minutes with three points and two rebounds in first half ... Played all 20 minutes of the second half with 11 points (3-of-5 3PT) with five rebounds
- At Missouri, scored Arkansas' first seven points but picked up two early fouls to sit most of the period ... Played the final 25 minutes of the game and made two big plays in overtime to get the win ... Had an assist to give Arkansas the lead with 58 seconds left, had a steal and followed by two free throws with 12 seconds left to go up three
- Struggled a little vs Florida but finished with 14 points thanks to 6-of-7 at the free throw line ... Added three assists, a steal and two blocked shots ... Was 6-of-6 at the line inside the final 1:40
- Named SEC Freshman of the Week (3/1) in wins over the top two teams in the league as he averaged 21.0 points and 6.5 rebounds while setting career highs in both games for assists and had a career-high for blocked shots. ... Scored a game-high 24 in the Alabama win, (16-of-19 at the free throw line) ... added then career highs in assists (4) ... Tied career high with blocked shots (3) ... Then pumped in 18 in the LSU win as he set a career high in assists (5) with eight rebounds
- Named SEC Freshman of the Week (3/8) for the second straight week ... He tied his career high by scoring 28 points in both wins while shooting 63 percent from the field and 52.9 percent from 3-point range (tying his career-high with four triples at USC only to top it with five versus Texas A&M) while playing 70 minutes with zero turnovers ... At South Carolina, tied a career highs in points (28), FG Made (10) and 3's Made (4) ... Had 17 first-half points, making 7-of-11 from the field and three 3-pointers ... Perhaps saved his best for last in the season finale win over Texas A&M ... Once again tied his career high with 28 points while making a career-high five 3-pointers (5-of-8) ... Added five rebounds, two assists and two steals ... Made a huge block with 1:30 left and the game tied — A&M looked to have a dunk but Moody blocked it at the rim.
- Only scored five points (2-of-6 shooting) in the SEC tourney win over Mizzou ... HOWEVER, was superb in all other facets of the game ... Tied for the team lead in rebounds (8), had a team-best 11 deflections, TOOK FIVE CHARGES.
- For the third time in four games, tied is career high with 28 points versus LSU in the SEC semifinal ... Also led the team in rebounds (9) with two steals and 10 deflections

## "He Beat the Streets"

An excerpt from an original poem by Moses Moody first performed for his senior speech at Montverde Academy Feb. 20, 2020.

When you see me, what's your first impression?

Are you willing to learn this lesson or are you distracted by my complexion?

An impoverished black male making his way out of the streets

Is the equivalent to a flower blooming through the concrete.

Full video:

<https://www.youtube.com/watch?v=oUSnmc7XhNM>

## RAZORBACK FRESHMEN TO LEAD THE TEAM IN SCORING

George Kok	1944-45	18.7 ppg
Scotty Thurman	1992-93	17.4 ppg
Joe Johnson	1999-00	16.0 ppg
Jonathon Modica	2002-03	11.5 ppg
Patrick Beverley	2006-07	13.9 ppg
<b>MOSES MOODY</b>	<b>2020-21</b>	<b>17.4 ppg</b>

## RECORD WATCH

### Arkansas Freshman Scoring Average:

George Kok	18.7 ppg
<b>Moses Moody</b>	<b>17.4 ppg</b>

### Arkansas Freshman Points:

Scotty Thurman	540 (31 gm)
<b>Moses Moody</b>	<b>487 (27 gm)</b>

### Arkansas Freshman FT Made:

<b>Moses Moody</b>	<b>134 (27 gm)</b>
Kareem Reid	116 (33 gm)

### Arkansas Freshman FT Att:

Kareem Reid	169 (33 gm)
<b>Moses Moody</b>	<b>164 (27 gm)</b>









# JUSTIN SMITH

Gr.Sr. / F / 6-7 / 230

Buffalo Grove, Ill. / Indiana Univ.



@justinsmith3\_

@justinsmith3\_

## • 2021 2nd Team All-SEC (USA TODAY Sports Network) •

### • Named to Seth Davis' ALL-GLUE Team

- Born: Mar. 1, 1999 in Highland Park, Ill.
- Parents: Edward and Lucy Smith
- Graduated in just 3 years from Indiana's Kelley School of Business (B.S.B.) - Spring of 2020
- Pursuing his master's in operations management at the University of Arkansas.

## MADE THE AD'S HONOR ROLL (GPA BETWEEN 3.5-3.99) FOR FALL 2020

- Rated the 11th-best Graduate Transfer in the Nation by TheStadium.com.
- Played in all of Indiana's 98 games (with 73 starts) in his three years ... Earned 2019 Academic All-Big Ten.

- Injured his right ankle in the first half at Auburn (Dec. 30) ... Had surgery Jan. 1 ... Missed the Mizzou, Tennessee, Georgia and LSU games (Team was 1-3) ... **Returned to the lineup 15 days later to start at Alabama BUT WAS STILL LIMITED.**
- **Arkansas is 21-3 with Smith in the starting lineup (one of those losses was his return at Alabama)**

• 2nd in the SEC in field goal percentage (.541) ... thanks to a team-best 29 dunks.

• Leads the team and 7th in the SEC in rebounding (6.9 avg.) — **3rd in the SEC in off rebounds (3.0)**

• Career-high 17 rebounds vs Oral Roberts, the most (tied) by an SEC player this year ... Had 10 off rebounds vs ORU

• Has the team's TWO BEST, single-game deflection totals this year: 15 vs FLA and 14 vs North Texas ... Added 10 each in wins over Bama and LSU

## 2020-21 HIGHLIGHTS:

• Scored Arkansas' first points of the 2020-21 season ... Finished with 13 versus Mississippi Valley and tied career high with three steals • Led the Razorbacks with 18 points and 14 deflections versus North Texas, making 2-of-3 from 3-point range • Tied for the team lead with nine rebounds, including six offensive boards, versus UTA • Had two dunks versus Southern — Both making ESPN's Top 10 Plays • Posted **double-double versus Oral Roberts** ... Led all players with a **season-high 22 points** and a **career-high 17 rebounds**, including 10 offensive boards ... **First Razorback with at least 22 points and 17 rebounds since Nick Davis (Nov. 21, 1997)** • Followed that with a 10-rebound performance versus Abilene Christian • Only played 11:47 in the first half at Auburn before exiting with an ankle injury but had four points, four rebounds and an assist • In his first fully-healthy game since the surgery, had 12 points and seven rebounds at Vanderbilt ... Had five offensive boards (team had 11) • Led Arkansas in points (18), rebounds (7) and assists (4) at Oklahoma State ... **tied career-high with four assists** • Tallied his **second double-double of the year** with 10 points and 10 rebounds versus Mississippi State ... Scored all 10 points in the second half ... Tied a season high with seven defensive boards • At Missouri, he led the team in both scoring (19) and rebounds (6) ... Struggled early with his only points being two free throws in the first half — **which put him over 1,000 for his career** ... He scored 11 second-half points and six of the team's 13 points in overtime ... He made both field goals in OT and made two free throws with three seconds left to seal the win ... Made a career-high six free throws • Posted the **team's best deflection total of the year with 15** versus Florida ... Had a **career-high five steals** and tied his **career-high with four assists** ... Was 7-9 from the field and scored 15 points • Recorded his **third double-double of the year** in the win over Alabama ... Scored 11 of his 12 points in the second half and had seven of his 12 rebounds in the frame ... Had three dunks in the game • For the second straight game, posted a **double-double — his fourth of the year** — with a team-best 19 points and 10 rebounds ... Helped the Hogs out-score the Tigers 51-38 in the second half as 12 of his 19 came in the period, making 5-of-6 shots and both free throws ... Added 10 deflections • Had his third-straight impressive performance at South Carolina ... **Tied his season high with 22 points**, which is his best in an SEC game, and he tied a career high with six free throws made ... His eight field goals made were his best in an SEC game ... Tied for the team lead with eight rebounds • Only scored 11 in the season finale versus Texas A&M, but had nine in the second half (4-of-5 shooting) in the second half as the Hogs completed a come-from-behind win ... **Played all 40 minutes** • In SEC quarters vs Mizzou, had 16 pts, tied for team-high 8 rebs, with 3 assists, two steals, a blocked shot and he took two charges ... Was 6-of-7 shooting in the 2nd half with 13 of 16 point and ALL 8 REBOUNDS • In the SEC semis vs LSU, had 21 points (10-of-13 shooting) with seven boards and two assists ... Scored 15 of 21 pts in second half (7-of-9 shooting).

WITH "HEALTHY" SMITH LAST 14 GAMES: ARK IS 12-2  
AVERAGES 14.5 ppg 7.1 rpg 2.3 apg 60.4 FG%

## • THREE DOUBLE-DOUBLES

• Double-Digit Points 13x — 5+ rebounds 12x — 2+ assists 11x

• Career-high 5 steals vs Florida

• In 1 of 2 losses, led team in Pts (18), Rebs (7), Assts (4) at Okla State

• 10 deflections each in back-to-back wins over Alabama and LSU

• Then SEC-best 19 pts vs LSU followed by SEC-best 22 at USC

• 1st HALF: team 4th-best 4.7 ppg 44.3 FG% 3.6 RPG 4 STL

• 2nd HALF: team-best 9.4 ppg 71.6 FG% 3.4 RPG 11 STL

## JUSTIN SMITH 2020-21 GAME STATS

Opponent	Date	GS	Min	FG	FGA	Pct	3FG	3A	Pct	FT	FTA	Pct	O	D	Tot	Avg	PF	FO	A	TO	Blk	Stl	Pts	Avg	
MISSISSIPPI VALLEY	11/25/20	*	20	6	9	.667	0	0	.000	1	3	.333	3	1	4	4.0	0	0	2	0	0	3	13	13.0	
NORTH TEXAS	11/28/20	*	36	7	13	.538	2	3	.667	2	6	.333	3	3	6	5.0	2	0	1	2	1	3	18	15.5	
UT ARLINGTON	12/02/20	*	35	4	15	.267	0	2	.000	3	4	.750	6	3	9	6.3	3	0	2	2	0	1	11	14.0	
LIPSCOMB	12/05/20	*	18	3	5	.600	0	1	.000	3	4	.750	1	5	6	6.3	1	0	0	2	1	0	9	12.8	
SOUTHERN U.	12/09/20	*	27	4	9	.444	0	1	.000	3	6	.500	3	1	4	5.8	1	0	2	2	1	0	11	12.4	
CENTRAL ARKANSAS	12/12/20	*	27	6	14	.429	0	3	.000	0	0	.000	1	3	4	5.5	4	0	1	2	2	0	12	12.3	
ORAL ROBERTS	12/20/20	*	39	9	20	.450	0	3	.000	4	5	.800	10	7	17	7.1	2	0	0	3	1	2	22	13.7	
ABILENE CHRISTIAN	12/22/20	*	25	1	6	.167	0	0	.000	2	2	1.000	3	7	10	7.5	3	0	0	1	0	1	4	12.5	
at Auburn	12/30/20	*	12	2	3	.667	0	0	.000	0	2	.000	1	3	4	7.1	1	0	1	1	0	0	4	11.6	
MISSOURI	01/02/21	DNP-Inj																							
at Tennessee	01/06/21	DNP-Inj																							
GEORGIA	01/09/21	DNP-Inj																							
at LSU	01/13/21	DNP-Inj																							
at Alabama	01/16/21	*	18	2	4	.500	0	0	.000	1	2	.500	1	0	1	6.5	2	0	1	3	0	1	5	10.9	
AUBURN	01/20/21	*	27	5	11	.455	0	0	.000	0	0	.000	4	1	5	6.4	2	0	2	1	0	0	10	10.8	
at Vanderbilt	01/23/21	*	26	5	8	.625	0	0	.000	2	3	.667	5	2	7	6.4	2	0	2	1	1	1	12	10.9	
OLE MISS	01/27/21	*	30	4	8	.500	1	1	1.000	1	1	1.000	1	5	6	6.4	1	0	2	1	0	0	10	10.8	
at Oklahoma State	01/30/21	*	37	9	14	.643	0	0	.000	0	0	.000	4	3	7	6.4	3	0	4	4	0	0	18	11.4	
MISSISSIPPI STATE	02/02/21	*	36	5	8	.625	0	1	.000	0	0	.000	3	7	10	6.7	1	0	1	1	0	0	10	11.3	
at Kentucky	02/09/21	*	33	4	10	.400	0	1	.000	1	2	.500	1	3	4	6.5	4	0	3	0	0	2	9	11.1	
at Missouri	02/13/21	*	38	6	10	.600	1	3	.333	6	7	.857	1	5	6	6.5	2	0	3	0	0	2	19	11.6	
FLORIDA	02/16/21	*	37	7	9	.778	0	0	.000	1	2	.500	2	4	6	6.4	1	0	4	2	2	5	15	11.8	
ALABAMA	02/24/21	*	39	5	9	.556	0	0	.000	1	4	.250	5	7	12	6.7	2	0	2	3	1	1	11	11.7	
LSU	02/27/21	*	38	8	12	.667	1	2	.500	2	2	1.000	3	7	10	6.9	2	0	1	2	1	1	19	12.1	
at South Carolina	03/02/21	*	34	8	12	.667	0	0	.000	6	7	.857	1	7	8	7.0	1	0	2	1	0	1	22	12.6	
TEXAS A&M	03/06/21	*	40	5	8	.625	0	1	.000	1	4	.250	4	0	4	6.8	4	0	1	2	1	0	11	12.5	
vs Missouri	03/12/21	*	30	6	12	.500	0	1	.000	4	7	.571	3	5	8	6.9	5	1	3	5	1	2	16	12.7	
vs LSU	03/13/21	*	39	10	13	.769	0	0	.000	1	3	.333	4	3	7	6.9	2	0	2	5	1	0	21	13.0	
Totals			24	741	131	242	.541	5	23	.217	45	76	.592	73	92	165	6.9	51	1	42	46	14	26	312	13.0

## JUSTIN SMITH CAREER STATISTICS

Year	GP	GS	Min	Avg	FG	FGA	Pct	3FG	3FGA	Pct	FT	FTA	Pct	Off	Def	Tot	Avg	PF	FO	Asst	TO	Blk	Stl	Pts	Avg
2017-18 (IND)	31	9	463	14.9	82	149	.550	3	10	.300	33	49	.673	43	55	98	3.2	58	1	7	34	10	7	200	6.5
2018-19 (IND)	35	32	866	24.7	122	246	.496	7	32	.219	36	70	.514	61	95	156	4.5	84	1	28	65	15	22	287	8.2
2019-20 (IND)	32	32	971	30.3	127	258	.492	10	38	.263	70	104	.673	62	103	165	5.2	66	0	29	50	10	31	334	10.4
2020-21 (ARK)	24	24	741	30.9	131	242	.541	5	23	.217	45	76	.592	73	92	165	6.9	51	1	42	46	14	26	312	13.0
TOTAL	122	97	3041	24.9	462	895	.516	25	103	.243	184	299	.615	239	345	584	4.8	259	3	106	195	49	86	1133	9.3

## DOUBLE-DOUBLES (8)

**FRESHMAN (1)**  
11/12/17 • HOWARD 16 pts 12 reb

**SOPHOMORE (2)**  
01/22/19 • at Northwestern 10 pts 12 reb  
02/02/19 • at Michigan St 13 pts 10 reb

**JUNIOR (1)**  
12/13/19 • NEBRASKA 16 pts 10 reb

**SENIOR (4)**  
12/20/20 • ORAL ROBERTS 22 pts 17 reb  
02/02/21 • MISSISSIPPI STATE 10 pts 10 reb  
02/24/21 • ALABAMA ^ 11 pts 12 reb  
02/27/21 • LSU ^ 19 pts 10 reb  
^ - back-to-back games

• Scored 1,000th Point at MIZZOU (02/13/21)  
• Grabbed 500th career rebound vs MISS (1/27)  
• Led his team in Pts: ..... 9  
• Led his team in Rebs: ..... 19  
• CAREER: Double-figure Pts: ..... 52  
20-pt gms: ..... 6  
Double-figure Rebs: ..... 10

## PERSONAL BESTS

**POINTS**  
Season: 22 (2x) last at South Carolina (03/02/21)  
Career: 24 (2x) last vs Western Illinois (11/05/19)  
SEC: 22 at South Carolina (03/02/21)

**FG MADE**  
Season: 10 vs LSU (03/13/21)  
Career: 11 vs Western Illinois (11/05/19)  
SEC: 8 at South Carolina (03/02/21)

**FG ATTEMPTED**  
Season: 20 vs Oral Roberts (12/20/20)  
Career: 20 vs Oral Roberts (12/20/20)  
SEC: 12 (2x) last at South Carolina (03/02/21)

**3-POINT FG MADE**  
Season: 2 vs North Texas (11/28/20)  
Career: 3 vs Michigan State (03/02/19)  
SEC: 1 (3x) last vs LSU (02/27/21)

**3-PT FG ATTEMPTS**  
Season: 3 (3x) last vs Oral Roberts (12/20/20)  
Career: 9 vs Oral Roberts (12/20/20)  
SEC: 3 at Missouri (02/13/21)

**FT MADE**  
Season: 6 (2x) last at South Carolina (03/02/21)  
Career: 6 (3x) last at South Carolina (03/02/21)  
SEC: 6 (2x) last at South Carolina (03/02/21)

**FT ATTEMPTED**  
SEC: 7 (2x) last at South Carolina (03/02/21)  
Career: 10 vs Nebraska (12/13/19)  
SEC: 7 (2x) last at South Carolina (03/02/21)

**REBOUNDS**  
Season: 17 vs Oral Roberts (12/20/20)  
Career: 17 vs Oral Roberts (12/20/20)  
SEC: 12 vs Alabama (02/24/21)

**ASSISTS**  
Season: 4 (2x) last vs Florida (02/16/21)  
Career: 4 (3x) last vs Florida (02/16/21)  
SEC: 4 vs Florida (02/16/21)

**STEALS**  
Season: 5 vs Florida (02/16/21)  
Career: 5 last vs Florida (02/16/21)  
SEC: 5 vs Florida (02/16/21)

**BLOCKED SHOTS**  
Season: 2 (2x) last vs Florida (02/16/21)  
Career: 3 at Michigan State (02/02/19)  
SEC: 2 vs Florida (02/16/21)

**MINUTES**  
Season: 40:00 vs Texas A&M (03/06/21)  
Career: 40:17 vs Nebraska (12/13/19)  
SEC: 40:00 vs Texas A&M (03/06/21)



JD  
NOTAE

R-Jr. / 6' 6" / 195

Covington, Ga. / Jacksonville Univ. @jdnotae @dimebagnotae

1

Bleacher Report National  
SIXTH MAN OF THE YEARSEC Coaches  
SIXTH MAN OF THE YEAR

• Born: Oct. 27, 1998 in Covington, Ga.

• Mother: Stacy Notae

• The 1st person to contact Notae when entered transfer portal was Coach Muss at Nevada ... When Muss came Arkansas, Notae came on official visit.

• Rated the 29th-best "Sit-Out" Transfer in the Nation by ESPN.com for the 2020-21 season.

• Sat out the 2019-20 season at Arkansas due to NCAA transfer regulations.

• Was second team All-ASUN as a sophomore and ASUN Freshman of the Year.

Named the **Bleacher Report National Sixth Man of the Year** and the **SEC Coaches Sixth Man of the Year** ... Was Arkansas' first sub 11 times and Arkansas was 10-1 in those games ... **2nd on the team in scoring BUT leads the team in scoring 23.3 points per 40 minutes (Moody is second at 20.8 ppg).**

## • LAST SIX GAMES:

OPP	FG / FG%	3PT / 3%	FT / FT%	REBS	A	TO	BLK	ST	PTS
BAMA	4-9 / .444	2-4 / .500	2-5 / .400	0-2 = 2	3	2	0	2	12
LSU	5-15 / .333	2-6 / .333	5-9 / .667	2-4 = 6	1	2	0	2	18
at USC	9-16 / .563	3-8 / .375	0-0 / .000	0-5 = 5	5	3	0	5	21
TX A&M	1-6 / .167	1-5 / .200	6-6 / 1.000	0-4 = 4	2	2	0	3	9
vs Mizzou	9-16 / .563	4-7 / .571	5-6 / .833	0-4 = 4	4	5	1	1	27
vs LSU	4-14 / .286	1-7 / .143	0-0 / -	2-1 = 3	3	3	0	3	9
PCT/AVG	32-76 / .421	13-37 / .351	19-26 / .731	4.0	3.0	2.8	1	16	16.0 ppg

• Scored in double figures in 19 times this season ... Led team in scoring six times

• IN THE SEC: 7th in total steals (41) • 10th in FT made (84) • 12th in 3-Pointers Made (49) • 19th in FG Made (119)

• Lone start for the season came at home vs Auburn (1/20).

## 2020-21 HIGHLIGHTS:

• Had a game-high seven assists with five rebounds in the season opener • Had 16 points and six rebounds versus North Texas • Scored his 1,000th career point (5:09 of 2nd half) versus Central Arkansas ... Had a game-high 22 points, including 17 in the second half, adding three steals and six assists with just one turnover • Versus Oral Roberts, finished with 15 points, 5 rebounds, three assists and **tied career-high with three blocked shots** ... Made a then career-high seven free throws (7-of-8) • Scored 19 in the win over Abilene Christian, including 17 in the second half ... Made two key 3-pointers — one to put Arkansas up 12 with 3:05 left and hit another to seal the win 1:23 left • Scored 21 in the win at Auburn, including 19 in the second half ... Made a then career-high seven free throws and had a season-high four assists • Led the team with 19 points at Tennessee (season-best 63.6% shooting 7-of-11 FG) ... Added four rebounds and three assists • Led Arkansas and tied a season-high with 22 points at LSU, including 14 in the first half ... Scored nine points during a 12-0 run for the Hogs • Broke out of a three-game slump by leading the team with 19 points vs Ole Miss - 14 in the second half ... Only made four shots from the field but three were 3's ... **Had career-highs for free throws made (8) and free throws attempted - tied (9)** ... Added five rebounds for the second straight game • Scored 11 points at Kentucky, including eight in the first half and making 2-of-3 from deep in the period • Broke a mini slump with a 12-point performance in the Alabama win, making 2-of-4 from 3-point range ... His last triple gave Arkansas its largest lead (16 points with 5:22 left in the game) ... Added three assists (his most in 12 games) with two steals • Played his best overall game — including his best defensive game — in the win over LSU ... Scored 18 points while **tying a season-best with six rebounds (his most in an SEC game)** and two steals while taking his fourth charge of the season • **Trumped that performance the next time out** in the win at South Carolina with 21 points, five rebounds, five assists and five steals ... The 21 points and five assists both tie his best performances in an SEC game ... He became the **first Razorback to have at least 20-5-5-5 in a game since Kareem Reid versus Louisville on Dec. 9, 1997** (HogStats.com) • Only scored nine in the season finale versus Texas A&M but they all came in the second half (making 6-of-6 FT) as Arkansas completed the come-from-behind win ... Added four rebounds and three steals • In the SEC quarters, **had a season-best 27 points** — his best as a Hog and 4th-best overall in his career — with four assists and four rebounds • Added three steals in SEC semis vs LSU.

## JD NOTAE 2020-21 GAME STATS

Opponent	Date	GS	Min	FG	FGA	Pct	3FG	3A	Pct	FT	FTA	Pct	O	D	Tot	Av	PF	FO	A	TO	Blk	Stl	Pts	Av
MISSISSIPPI VALLEY	11/25/20	24	3	7	429	2	5	400	5	8	.625	2	3	5	5.0	4	0	7	1	0	0	13	13.0	
NORTH TEXAS	11/28/20	24	6	14	429	2	8	.250	2	4	.500	2	4	6	5.5	2	0	3	3	0	1	16	14.5	
UT ARLINGTON	12/02/20	12	1	5	200	1	3	.333	2	2	1.000	0	2	2	4.3	0	0	1	1	0	0	5	11.3	
LIPSCOMB	12/05/20	22	5	12	417	2	7	.286	0	0	.000	1	3	4	4.3	5	1	1	3	0	0	12	11.5	
SOUTHERN U.	12/09/20	15	5	11	455	2	8	.250	0	1	.000	0	2	2	3.8	1	0	0	0	0	1	12	11.6	
CENTRAL ARKANSAS	12/12/20	27	8	18	444	4	10	.400	2	2	1.000	0	2	2	3.5	1	0	6	1	1	3	22	13.3	
ORAL ROBERTS	12/20/20	30	4	13	308	0	6	.000	7	8	.875	0	5	5	3.7	2	0	3	2	3	1	15	13.6	
ABILENE CHRISTIAN	12/22/20	21	6	12	500	3	6	.500	4	4	1.000	0	2	2	3.5	3	0	1	3	0	1	19	14.3	
at Auburn	12/30/20	27	6	12	500	2	6	.333	7	9	.778	0	3	3	3.4	1	0	2	2	2	4	21	15.0	
MISSOURI	01/02/21	31	6	18	333	1	4	.250	6	7	.857	1	2	3	3.4	4	0	1	4	0	2	19	15.4	
at Tennessee	01/06/21	28	7	11	636	2	4	.500	3	3	1.000	0	4	4	3.5	1	0	3	4	0	0	19	15.7	
GEORGIA	01/09/21	16	3	9	333	3	4	.750	3	4	.750	0	0	0	3.2	1	0	0	2	0	0	12	15.4	
at LSU	01/13/21	26	8	20	400	3	10	.300	3	4	.750	0	2	5	3.3	3	0	1	2	0	3	22	15.9	
at Alabama	01/16/21	18	2	7	286	1	3	.333	0	2	.000	0	1	1	3.1	0	0	0	3	1	2	5	15.1	
AUBURN	01/20/21	*	10	0	5	.000	0	2	.000	2	2	1.000	0	1	1	3.0	0	0	2	1	1	2	14.3	
at Vanderbilt	01/23/21	22	2	10	200	1	4	.250	0	0	.000	0	5	5	3.1	2	0	2	1	0	0	5	13.7	
OLE MISS	01/27/21	25	4	11	364	3	6	.500	8	9	.889	0	5	5	3.2	0	0	2	1	0	1	19	14.0	
at Oklahoma State	01/30/21	28	4	12	333	2	6	.333	3	4	.750	1	2	3	3.2	0	0	2	2	0	2	13	13.9	
MISSISSIPPI STATE	02/02/21	18	2	6	.333	0	2	.000	5	6	.833	0	3	3	3.2	0	0	2	3	0	1	9	13.7	
at Kentucky	02/09/21	25	3	11	273	2	6	.333	3	4	.750	1	1	2	3.2	2	0	2	0	0	1	11	13.6	
at Missouri	02/13/21	13	1	5	.200	0	1	.000	0	0	.000	0	1	1	3.0	0	0	0	0	0	1	2	13.0	
FLORIDA	02/16/21	11	1	3	.333	0	0	.000	0	0	.000	0	1	1	3.0	0	0	1	1	0	2	12.5		
ALABAMA	02/24/21	16	4	9	.444	2	4	.500	2	5	.400	0	2	2	2.9	1	0	3	2	0	2	12	12.5	
LSU	02/27/21	32	5	15	.333	2	6	.333	6	9	.667	2	4	6	3.0	2	0	1	2	0	2	18	12.7	
at South Carolina	03/02/21	31	9	16	.563	3	8	.375	0	0	.000	0	5	5	3.1	1	0	5	3	0	5	21	13.0	
TEXAS A&M	03/06/21	28	1	6	.167	1	5	.200	6	6	1.000	0	4	4	3.2	1	0	2	2	0	3	9	12.9	
vs Missouri	03/12/21	32	9	16	.563	4	7	.571	5	6	.833	0	4	4	3.2	0	0	4	5	1	1	27	13.4	
vs LSU	03/13/21	26	4	14	.286	1	7	.143	0	0	.000	2	1	3	3.2	1	0	3	3	0	3	9	13.3	
Totals		1	638	119	308	.386	49	148	.331	84	109	.771	15	74	89	3.2	38	1	58	58	10	41	371	13.3

## JD NOTAE CAREER STATISTICS

Year	GP	GS	Min	Av	FG	FGA	Pct	3FG	3FGA	Pct	FT	FTA	Pct	Off	Def	Tot	Av	PF	FO	Ast	TO	Blk	Stl	Pts	Av
2017-18 (JACK)	28	28	879	31.4	159	388	.410	49	121	.405	65	93	.699	28	103	131	4.7	60	2	54	72	14	49	432	15.4
2018-19 (JACK)	32	23	932	29.1	177	415	.427	62	194	.320	81	111	.730	29	168	197	6.2	76	4	109	106	14	52	497	15.5
2019-20 - REDSHIRTED AT ARK (TRANSFER)																									
2020-21 (ARK)	28	1	638	22.8	119	308	.386	49	148	.331	84	109	.771	15	74	89	3.2	38	1	58	58	10	41	371	13.3
TOTAL	88	52	2449	27.8	455	1111	.410	160	463	.346	230	313	.735	72	345	417	4.7	174	7	221	236	38	142	1300	14.8

## TRIPLE-DOUBLES (1)

Pts-Reb-Ass

01/09/19 • at Kennesaw State

15-10-10

## DOUBLE-DOUBLES (5)

FRESHMAN (2)

11/26/17 • Gardner-Webb 17 pts 10 reb

12/09/17 • Florida National 14 pts 10 reb

SOPHOMORE (3)

01/05/19 • Lipscomb 12 pts 13 reb

01/09/19 • at Kennesaw State 15 pts 10 reb

01/30/19 • Stetson 16 pts 14 reb

\* - back-to-back games \* - part of a triple double

## • Scored 1,000th Point vs UCA (12/20/20)

• Led his team in Pts: 37

• Led his team in Rebs: 16

• CAREER: Double-figure Pts: 66

20-pt qms: 20

Gms with a 3PT FG: 71

Gms with 3+ 3PT FG: 25

## PERSONAL BESTS

## POINTS

Season: 27 vs Missouri (03/12/21)

Career: 40 vs Florida Memorial (11/21/18)

SEC: 21 (2x) last at South Carolina (03/02/21)

## FG MADE

Season: 9 (2x) last vs Missouri (03/12/21)

Career: 16 vs Florida Memorial (11/21/18)

SEC: 9 last at South Carolina (03/02/21)

## FG ATTEMPTED

Season: 20 last at LSU (01/12/21)

Career: 23 at NC State (12/22/17)

SEC: 20 at LSU (01/12/21)

## 3-POINT FG MADE

Season: 4 (2x) last vs Missouri (03/12/21)

Career: 5 (6x) last vs FGCU (03/01/19)

SEC: 3 (3x) last vs Ole Miss (01/27/21)

## 3-PT FG ATTEMPTS

Season: 10 (2x) last at LSU (01/12/21)

Career: 14 vs FGCU (03/01/19)

SEC: 10 at LSU (01/12/21)

## FT MADE

Season: 8 vs Ole Miss (01/27/21)

Career: 8 vs Ole Miss (01/27/21)

SEC: 8 vs Ole Miss (01/27/21)

## FT ATTEMPTED

Season: 9 (3x) last vs LSU (02/27/21)

Career: 9 (4x) last vs LSU (02/27/21)

SEC: 9 (3x) last vs LSU (02/27/21)

## REBOUNDS

Season: 6 (2x) last vs LSU (02/27/21)

Career: 14 vs Stetson (01/30/19)

SEC: 6 vs LSU (02/27/21)

## ASSISTS

Season: 7 vs Mississippi Valley State (11/25/20)

Career: 10 at Kennesaw State (01/09/19)

SEC: 5 at South Carolina (03/02/21)

## STEALS

Season: 5 at South Carolina (03/02/21)

Career: 5 (3x) last at South Carolina (03/02/21)

SEC: 5 at South Carolina (03/02/21)

## BLOCKED SHOTS

Season: 3 vs Oral Roberts (12/20/20)

Career: 3 (4x) last vs Oral Roberts (12/20/20)

SEC: 2 at Auburn (12/30/20)

## MINUTES

Season: 32:08 vs Missouri (03/12/21)

Career: 46 vs Gardner-Webb (11/26/17)

SEC: 31:37 vs LSU (02/27/21)



# VANCE JACKSON JR.

Gr.Sr. / F / 6-9 / 238

Pasadena, Calif. / New Mexico



@YGVance2

@ygvance

- Rated the 8th-best Grad Transfer in the Nation by CBSports.com — 18th-best by Stadium.com — 32nd-best by ESPN.com
- Played his freshman season at UConn — on AAC All-Rookie Team — before transferring to New Mexico ... Scored 990 points in his first three collegiate seasons (92 games with 65 starts)
- For his career has scored 1,089 points and grabbed 547 rebounds.

## 2020-21 HIGHLIGHTS:

- Eclipsed 1,000 career points and 500 career rebounds, getting 15 and seven respectively, in season-opening win vs Mississippi Valley ... Made four treys during a 28-0 run in the first half ... Finished 4-of-6 from 3PT.
- After back-to-back games with no points, scored 10 in the win versus Lipscomb, making a pair of 3-pointers.
- Played 22 minutes versus Abilene Christian (22; high of 23 vs Lipscomb) ... Had two assists and his first two blocked shots of the season.
- Had a breakout game at Tennessee ... Played a season-high 33 minutes ... Scored 14 points (2nd-best of the season) with a season-best nine rebounds (all defensive) ... Made 3-of-6 from 3-point range and added nine rebounds.
- Followed that by scoring 15 points —making 4-of-5 from 3-point range — in the win over Georgia.
- Entered the Alabama game with three steals in 13 games but had three alone versus the Crimson Tide.
- Only played 4:44 in the home win vs Auburn, but sank a key 3-pointer late in the first half to start Arkansas' comeback from 19 points down.
- Was effective in his 17 minutes at Vanderbilt, going 2-of-2 from the field (both 3's) and grabbing three rebounds.
- Drained two triples at South Carolina to end a dry spell with just two 3-pointers over an eight-game span.

## Effort. Energy. Enthusiasm.

- Born Aug. 20, 1997 in Pasadena, Calif. Parents: Desiree Temple and Vance Jackson Sr.
- Graduated from New Mexico - Spring of 2020, B.A. in interpersonal communication
- Pursuing his master's in adult and lifelong learning at the University of Arkansas.
- If he could have played with any former Razorback, it would have been Joe Johnson.

## DOUBLE-DOUBLES (8)

### SOPHOMORE (5)

11/13/18 • IONA	18 pts	12 reb
01/05/19 • NEVADA	18 pts	10 reb
01/12/19 • at Colorado State	18 pts	12 reb
01/19/19 • WYOMING	13 pts	10 reb
03/09/19 • at Wyoming	13 pts	11 reb

### JUNIOR (3)

01/01/20 • at San Jose State	25 pts	13 reb
01/07/20 • FRESNO STATE	29 pts	13 reb
03/04/20 • vs San Jose State	26 pts	12 reb

^ - consecutive games

## Scored 1,000th Pt and Grabbed 500th Reb vs Miss Valley State (12/25/20)

Led his team in Pts: .....	13
Led his team in Rebs: .....	3
CAREER: Double-figure Pts: .....	54
20-pt gms: .....	8
Gms with 3+ 3PT FG: .....	28
Double-figure Rebs: .....	5

## PERSONAL BESTS

### POINTS

Season: 15 (2x)	last vs Georgia (01/09/21)
Career: 30	vs Fresno State (02/02/19)
SEC: 15	vs Georgia (01/09/21)

### FG MADE

Season: 6	vs Georgia (01/09/21)
Career: 9 (3x)	last vs San Jose St (03/04/20)
SEC: 6	vs Georgia (01/09/21)

### FG ATTEMPTED

Season: 10 (2x)	last vs Georgia (01/09/21)
Career: 16 (2x)	last vs San Jose St (03/04/20)
SEC: 10 (2x)	last vs Georgia (01/09/21)

### 3-POINT FG MADE

Season: 4 (2x)	vs Georgia (01/09/21)
Career: 6 (2x)	last vs Wyoming (02/08/20)
SEC: 4	vs Georgia (01/09/21)

### 3-PT FG ATTEMPTS

Season: 6 (2x)	at Tennessee (01/06/21)
Career: 11 (2x)	last at Air Force (02/26/20)
SEC: 6	at Tennessee (01/06/21)

### FT MADE

Season: 2 (2x)	last vs Oral Roberts (12/20/20)
Career: 10	vs Fresno State (02/02/19)
SEC: 1 (2x)	last vs Georgia (01/09/21)

### FT ATTEMPTED

Season: 4	vs Oral Roberts (12/20/20)
Career: 11	vs Fresno State (02/02/19)
SEC: 2 (2x)	last vs Georgia (01/09/21)

### REBOUNDS

Season: 9	at Tennessee (01/06/21)
Career: 13 (2x)	vs Fresno State (01/07/20)
SEC: 9	at Tennessee (01/06/21)

### ASSISTS

Season: 2 (5x)	last at South Carolina (3/02/21)
Career: 7	vs Nevada (01/05/19)
SEC: 2 (2x)	last at South Carolina (3/02/21)

### STEALS

Season: 3	at Alabama (01/16/21)
Career: 4	vs Wyoming (03/13/19)
SEC: 3	at Alabama (01/16/21)

### BLOCKED SHOTS

Season: 2	vs Abilene Christian (12/22/20)
Career: 2 (3x)	last vs Abilene Christian (12/20/20)
SEC: -	

### MINUTES

Season: 33:25	at Tennessee (01/06/21)
Career: 37:30	vs Utah State (03/05/20)
SEC: 33:25	at Tennessee (01/06/21)

## VANCE JACKSON 2020-21 GAME STATS

Opponent	Date	GS	Min	FG	FGA	Pct	3FG	3A	Pct	FT	FTA	Pct	O	D	Tot	Avg	PF	FO	A	TO	Blk	Stl	Pts	Avg	
MISSISSIPPI VALLEY	11/25/20	*	15	5	9	.556	4	6	.667	1	1	1.000	2	5	7	7.0	0	0	0	1	0	0	15	15.0	
NORTH TEXAS	11/28/20		9	0	2	.000	0	2	.000	0	0	.000	0	0	0	3.5	0	0	0	0	0	0	0	7.5	
UT ARLINGTON	12/02/20		20	0	5	.000	0	3	.000	0	0	.000	1	4	5	4.0	0	0	1	3	0	0	0	5.0	
LIPSCOMB	12/05/20		23	3	9	.333	2	7	.286	2	2	1.000	0	3	3	3.8	0	0	1	1	0	0	10	6.3	
SOUTHERN U.	12/09/20		14	1	4	.250	1	4	.250	0	0	.000	2	0	2	3.4	2	0	2	1	0	0	3	5.6	
CENTRAL ARKANSAS	12/12/20		13	3	4	.750	0	0	.000	0	0	.000	0	0	0	2.8	3	0	1	0	0	1	6	5.7	
ORAL ROBERTS	12/20/20		10	1	3	.333	1	3	.333	2	4	.500	1	3	4	3.0	1	0	2	0	0	1	5	5.6	
ABILENE CHRISTIAN	12/22/20		22	2	5	.400	1	4	.250	0	0	.000	0	3	3	3.0	1	0	2	0	2	0	5	5.5	
at Auburn	12/30/20		12	0	2	.000	0	2	.000	0	0	.000	0	2	2	2.9	1	0	1	0	0	0	0	4.9	
MISSOURI	01/02/21		1	0	0	.000	0	0	.000	0	0	.000	0	0	0	2.6	0	0	0	0	0	0	0	4.4	
at Tennessee	01/06/21		33	5	10	.500	3	6	.500	1	2	.500	0	9	9	3.2	2	0	1	0	0	0	14	5.3	
GEORGIA	01/09/21	*	25	5	10	.500	4	5	.800	1	2	.500	0	2	2	3.1	3	0	2	2	0	0	15	6.1	
at LSU	01/13/21	*	22	1	8	.125	0	4	.000	0	0	.000	3	4	7	3.4	1	0	1	1	0	1	2	5.8	
at Alabama	01/16/21		14	0	4	.000	0	2	.000	1	2	.500	0	2	2	3.3	0	0	0	1	0	3	1	5.4	
AUBURN	01/20/21		5	1	2	.500	1	2	.500	0	0	.000	0	0	0	3.1	0	0	1	0	0	0	3	5.3	
at Vanderbilt	01/23/21		17	2	2	1.000	2	2	1.000	0	1	.000	1	2	3	3.1	1	0	1	1	0	1	6	5.3	
OLE MISS	01/27/21		4	0	1	.000	0	0	.000	0	0	.000	0	0	0	2.9	0	0	0	0	0	0	0	5.0	
at Oklahoma State	01/30/21		3	0	0	.000	0	0	.000	0	0	.000	0	0	0	2.7	2	0	0	0	0	0	0	4.7	
MISSISSIPPI STATE	02/02/21		2	0	1	.000	0	1	.000	0	0	.000	0	0	0	2.6	0	0	0	1	0	0	0	4.5	
at Kentucky	02/09/21		9	2	4	.500	1	3	.333	0	0	.000	0	3	3	2.6	0	0	0	0	0	1	5	4.5	
at Missouri	02/13/21		8	1	4	.250	1	3	.333	0	0	.000	0	1	1	2.5	1	0	0	1	0	0	3	4.4	
FLORIDA	02/16/21		3	0	2	.000	0	2	.000	0	0	.000	0	0	0	2.4	1	0	0	0	0	0	0	4.2	
ALABAMA	02/24/21	DNP																							
LSU	02/27/21		2	0	0	.000	0	0	.000	0	0	.000	0	0	0	2.3	0	0	0	0	0	0	0	4.0	
at South Carolina	03/02/21		8	2	4	.500	2	4	.500	0	0	.000	0	0	0	2.2	1	0	2	0	0	0	6	4.1	
TEXAS A&M	03/06/21		2	0	0	.000	0	0	.000	0	0	.000	0	0	0	2.1	1	0	0	0	0	0	0	4.0	
vs Missouri	03/12/21		4	0	0	.000	0	0	.000	0	0	.000	0	0	0	2.0	1	0	0	0	0	0	0	3.8	
vs LSU	03/13/21	DNP																							
Totals			3	300	34	95	.358	23	65	.354	8	14	.571	10	43	53	2.0	22	0	18	13	2	8	99	3.8

## VANCE JACKSON JR. CAREER STATISTICS

Year	GP	GS	Min	Avg	FG	FGA	Pct	3FG	3FGA	Pct	FT	FTA	Pct	Off	Def	Tot	Avg	PF	FO	Ast	TO	Blk	Stl	Pts	Avg
2016-17 (UConn)	32	21	835	26.1	79	193	.409	50	126	.397	50	74	.676	22	101	123	3.8	74	2	44	42	5	10	258	8.1
2017-18 - REDSHIRTED																									
2018-19 (UNM)	32	16	887	27.8	137	338	.405	57	172	.331	89	137	.650	42	182	224	7.0	60	1	85	80	4	35	420	13.1
2019-20 (UNM)	28	28	756	27.1	101	224	.414	50	146	.342	60	84	.714	34	113	147	5.3	51	0	36	59	9	28	312	11.1
2020-21 (ARK)	26	3	300	11.5	34	95	.358	23	65	.354	8	14	.571	10	43	53	2.0	22	0	18	13	2	8	99	3.8
<b>TOTAL</b>	<b>118</b>	<b>68</b>	<b>2778</b>	<b>23.5</b>	<b>351</b>	<b>850</b>	<b>.413</b>	<b>180</b>	<b>509</b>	<b>.354</b>	<b>207</b>	<b>309</b>	<b>.670</b>	<b>108</b>	<b>439</b>	<b>547</b>	<b>4.6</b>	<b>207</b>	<b>3</b>	<b>183</b>	<b>194</b>	<b>20</b>	<b>81</b>	<b>1089</b>	<b>9.2</b>





# DESI SILLS

Jr. | 6'6-2 | 200

Jonesboro, Ark | Jonesboro HS



@desisills3



@desisills3

3

• Born Dec. 29, 1998 in Jonesboro

• Parents: Desi and Shawna Sills

• Only Hog to play all 94 UA games over the last 2-plus years

• "I have to be honest, I have to thank the quarantine because I fell out of love, the enjoyment of the game. I fell back in love with the game, the process and the grind."

## MADE THE DEPARTMENT'S HONOR ROLL (GPA BETWEEN 3.0-3.49) FOR FALL 2020

• Voted Preseason All-SEC second team by the league's coaches

• Had 10 deflections each versus UT Arlington and Central Arkansas and nine each versus Mississippi Valley State and at Auburn.

• In two wins against Auburn this year had career-high 23 pts on the road and 22 pts at home.



## DOUBLE-DOUBLES (1)

JUNIOR (1)  
12/20/20 • ORAL ROBERTS 16 pts 10 reb

### 2020-21 HIGHLIGHTS:

- Scored 19 in the season opener, tying career high for FG made, going 8-of-10 from the field (2-of-3 3PT) ... Scored 12 in the second half, including seven to start the period as Arkansas out-scored MVSU 16-0 over the first 2:56 minutes.
- Had 14 versus North Texas, going 5-of-8 at the free throw line.
- Tied a career high with four steals versus UT Arlington.
- Had his best career assist-to-turnover game versus Southern with five helpers and zero turnovers ... Added 11 points (3-of-5 from 3-point range).
- Posted his **first career Double-Double** versus Oral Roberts with 16 points and a **career-high 10 rebounds** ... Added two assists, a steal and a blocked shot ... Led the team in Plus/Minus (+18).
- Had 18 versus Abilene Christian, including 16 in the first half as Arkansas raced out to a 22-point lead in the period ... Added two assists and two steals.
- Scored a **career-high 23 points** at Auburn, making 4-of-5 from 3-point range ... Also led th team (tied) with six rebounds, including four on offense.
- Broke a mini slump by scoring 14 at LSU, including 12 in the second half to help Arkansas outscore the Tigers in the period.
- Led Arkansas to win vs Auburn (1/20) ... Scored 22 points (2nd-best career effort) including 14 in the second half to help Arkansas erase a 12-ponit halftime deficit ... Made and attempted career-highs for free throws (8-of-10) and was 7-of-12 from the field (seven FG made was 2nd-best career effort).
- Injured his shoulder in the first half vs Mississippi State ... Only played 4:06 in the first half, but had **career-high two blocked shots**.
- Had a sneaky good night in the Missouri win, scoring eight points with four rebounds and two assists.
- Came up huge off the bench in the South Carolina win with 15 points on 5-of-7 shooting from 3-point range ... He made each of his of his first four 3-pointers and tied his career high with five 3-pointers made.

• Led the Razorbacks in Pts:.....	4
• Led the Razorbacks in Rebs:.....	3
• CAREER: Double-figure Pts:.....	31
20-pt gms:.....	5
Gms with a 3PT FG:.....	48
Gms with 3+ 3PT FG:.....	14
Gms with 5+ Assists:.....	5
Gms with Double-Digit Rebs.....	1

## PERSONAL BESTS

### POINTS

Season: 23 at Auburn (12/30/20)

Career: 23 at Auburn (12/30/20)

SEC: 23 at Auburn (12/30/20)

### FG MADE

Season: 8 (2x) at Auburn (12/30/20)

Career: 8 (3x) last at Auburn (12/30/20)

SEC: 8 (2x) last at Auburn (12/30/20)

### FG ATTEMPTED

Season: 15 at Auburn (12/30/20)

Career: 15 (3x) last at Auburn (12/30/20)

SEC: 15 at Auburn (12/30/20)

### 3-POINT FG MADE

Season: 5 at South Carolina (03/02/21)

Career: 5 (2x) last at South Carolina (03/02/21)

SEC: 5 at South Carolina (03/02/21)

### 3-PT FG ATTEMPTS

Season: 7 (2x) last at South Carolina (03/02/21)

Career: 8 (2x) last at Tennessee (02/11/20)

SEC: 8 at Tennessee (02/11/20)

### FT MADE

Season: 8 vs Auburn (01/20/21)

Career: 8 vs Auburn (01/20/21)

SEC: 8 vs Auburn (01/20/21)

### FT ATTEMPTED

Season: 10 vs Auburn (01/20/21)

Career: 10 vs Auburn (01/20/21)

SEC: 10 vs Auburn (01/20/21)

### REBOUNDS

Season: 10 vs Oral Roberts (12/20/20)

Career: 10 vs Oral Roberts (12/20/20)

SEC: 7 vs Vanderbilt (01/15/20)

### ASSISTS

Season: 5 Southern (12/09/20)

Career: 6 vs FIU (12/01/18)

SEC: 5 vs LSU (01/12/19)

### STEALS

Season: 4 vs UT Arlington (12/02/20)

Career: 4 (2x) last vs UT Arlington (12/02/20)

SEC: 4 vs Auburn (02/04/20)

### BLOCKED SHOTS

Season: 2 vs Mississippi State (02/02/21)

Career: 2 vs Mississippi State (02/02/21)

SEC: 2 vs Mississippi State (02/02/21)

### MINUTES

Season: 37:26 vs Missouri (01/02/21)

Career: 40:50 vs Auburn (02/04/20)

SEC: 40:50 vs Auburn (02/04/20)

## DESI SILLS 2020-21 GAME STATS

Opponent	Date	GS	Min	FG	FGA	Pct	3FG	3A	Pct	FT	FTA	Pct	O	D	Tot	Avg	PF	FO	A	TO	Blk	Stl	Pts	Avg	
MISSISSIPPI VALLEY	11/25/20	*	19	8	10	.800	2	3	.667	1	1	1.000	1	1	2	2.0	0	0	2	0	0	3	19	19.0	
NORTH TEXAS	11/28/20	*	36	4	7	.571	1	3	.333	5	8	.625	0	3	3	2.5	2	0	1	5	0	1	14	16.5	
UT ARLINGTON	12/02/20	*	31	1	6	.167	0	3	.000	1	2	.500	1	2	3	2.7	2	0	2	1	0	4	3	12.0	
LIPSCOMB	12/05/20	*	13	2	4	.500	1	2	.500	1	2	.500	0	4	4	3.0	0	0	2	0	0	0	6	10.5	
SOUTHERN U.	12/09/20	*	21	4	7	.571	3	5	.600	0	1	1.000	0	3	3	3.0	0	0	5	0	1	1	11	10.6	
CENTRAL ARKANSAS	12/12/20	*	30	7	12	.583	1	3	.333	2	3	.667	2	1	3	3.0	4	0	4	2	1	3	17	11.7	
ORAL ROBERTS	12/20/20	*	34	6	13	.462	1	4	.250	3	4	.750	4	6	10	4.0	3	0	2	1	1	1	16	12.3	
ABILENE CHRISTIAN	12/22/20	*	27	5	11	.455	2	6	.333	6	7	.857	0	3	3	3.9	4	0	2	2	0	2	18	13.0	
at Auburn	12/30/20	*	35	8	15	.533	4	7	.571	3	6	.500	4	2	6	4.1	0	0	2	2	1	2	23	14.1	
MISSOURI	01/02/21	*	37	1	10	.100	0	4	.000	4	6	.667	1	3	4	4.1	3	0	2	0	0	3	6	13.3	
at Tennessee	01/06/21	*	18	0	1	.000	0	1	.000	0	0	.000	2	0	2	3.9	2	0	0	3	0	0	0	12.1	
GEORGIA	01/09/21	*	23	3	8	.375	1	2	.500	1	1	1.000	0	5	5	4.0	3	0	2	1	0	1	8	11.8	
at LSU	01/13/21	*	29	4	8	.500	2	5	.400	4	4	1.000	0	4	4	4.0	2	0	0	0	0	0	14	11.9	
at Alabama	01/16/21	*	23	1	8	.125	0	3	.000	1	1	1.000	1	1	2	3.9	3	0	1	2	0	1	3	11.3	
AUBURN	01/20/21	*	32	7	12	.583	0	1	.000	8	10	.800	0	3	3	3.8	3	0	2	1	0	1	22	12.0	
at Vanderbilt	01/23/21	*	23	3	6	.500	0	2	.000	1	2	.500	0	3	3	3.8	4	0	4	1	0	1	7	11.7	
OLE MISS	01/27/21	*	24	3	7	.429	1	3	.333	2	2	1.000	0	0	0	3.5	2	0	0	0	0	1	9	11.5	
at Oklahoma State	01/30/21	*	15	2	4	.500	1	2	.500	0	0	.000	2	2	4	3.6	1	0	2	0	0	1	5	11.2	
MISSISSIPPI STATE	02/02/21	*	4	0	3	.000	0	1	.000	0	0	.000	0	1	1	3.4	0	0	0	0	2	0	0	10.6	
at Kentucky	02/09/21	*	10	1	2	.500	0	1	.000	0	2	.000	0	0	0	3.3	1	0	1	1	0	0	2	10.2	
at Missouri	02/13/21	*	21	3	7	.429	0	2	.000	2	2	1.000	1	3	4	3.3	1	0	2	2	0	0	8	10.0	
FLORIDA	02/16/21	*	6	0	1	.000	0	1	.000	0	0	.000	0	1	1	3.2	0	0	0	0	0	0	0	9.6	
ALABAMA	02/24/21	*	10	0	2	.000	0	0	.000	0	0	.000	0	0	0	3.0	1	0	0	1	0	0	0	9.2	
LSU	02/27/21	*	6	1	2	.500	1	2	.500	0	0	.000	0	0	0	2.9	0	0	0	1	0	1	3	8.9	
at South Carolina	03/02/21	*	26	5	8	.625	5	7	.714	0	0	.000	0	1	1	2.8	5	1	2	2	0	0	15	9.2	
TEXAS A&M	03/06/21	*	6	0	2	.000	0	2	.000	0	0	.000	0	0	0	2.7	0	0	0	1	0	0	0	8.8	
vs Missouri	03/12/21	*	27	1	4	.250	1	4	.250	0	0	.000	0	2	2	2.7	1	0	2	1	0	1	3	8.6	
vs LSU	03/13/21	*	4	0	2	.000	0	2	.000	0	0	.000	0	1	1	2.6	1	0	0	2	0	0	0	8.3	
Totals			15	590	80	182	.440	27	81	.333	45	64	.703	19	55	74	2.6	48	1	42	32	6	28	232	8.3

## DESI SILLS CAREER STATISTICS

Year	GP	GS	Min	Avg	FG	FGA	Pct	3FG	3FGA	Pct	FT	FTA	Pct	Off	Def	Tot	Avg	PF	FO	Ast	TO	Blk	Stl	Pts	Avg
2018-19	34	8	576	16.9	55	125	.440	29	63	.460	40	57	.702	12	31	43	1.3	68	2	58	53	0	21	179	5.3
2019-20	32	24	997	31.2	117	275	.425	47	143	.329	59	91	.648	20	75	95	3.0	96	4	39	44	5	30	340	10.6
2020-21	28	15	590	21.1	80	182	.440	27	81	.333	45	64	.703	19	55	74	2.6	48	1	42	32	6	28	232	8.3
TOTAL	94	47	2163	23.0	252	582	.433	103	287	.359	144	212	.679	51	161	212	2.3	212	7	139	129	11	79	751	8.0



# DAVONTE "DEVO" DAVIS

G / Fr. | 6-3 | 180

Jacksonville, Ark. | Jacksonville HS



@MrDevoBuckets

@devofor3

**4**

- Born Sept. 24, 2001 in Jacksonville
- Mother: Terrie Davis / Grandmother Yvette Davis
- Consensus 4-star ... 2020 ADG Player of the Year ... 4x first team All-State
- Wants to open a zoo to educate people about animals ... biggest hobby is fishing.
- His dream team: LeBron James, Paul George, Kevin Garnett and Giannis Antetokounmpo

## MADE THE DEPARTMENT'S HONOR ROLL (GPA BETWEEN 3.0-3.49) FOR FALL 2020

- Won the dunk contest during the team's Red-White game, but only has four dunks in game action (FLA, vs LSU, USC, TXA&M)
- High energy guy ... Praised for his ability to get loose balls and offensive rebound ... Has a knack for scoring in the lane and off the bounce.
- The team is 8-1 when Davis starts.
- Led the team with 10 deflections at Auburn, nine versus Missouri and nine at LSU ... Added 10 vs Georgia.
- 2nd on team in deflections with 120

- Made two big plays to seal wins at Kentucky and at #10 Missouri in back-to-back games ... At UK and Arkansas up one, stole the ball with two seconds left to give Arkansas an 81-80 win (a play he "called" in the huddle) ... At Missouri and Arkansas up three in OT, blocked Xavier Pinson's final 3-pointer with 4.7 seconds left ... Had two "game-winning" steals inside the final 48 seconds versus Texas A&M.

## 2020-21 HIGHLIGHTS

- Led the team with 14 points versus Southern, adding seven rebounds in just 16:20 minutes played
- Sparked Arkansas with his play off the bench versus Oral Roberts ... 1 of 4 players with a Plus-Minus in double figures (+10).
- Saw playing time increase at Auburn in the SEC opener due to Justin Smith injury ... Made four "game-winning" plays during a decisive 10-0 run to help secure win: **PLAY 1:** With Arkansas up two, 76-74, tipped a loose rebound to Connor Vanover that led to two free throws by Moses Moody ... **PLAY 2:** With Arkansas up four, 78-74, got the offensive rebound off Desi Sills FT miss that led to a JD Notae layup ... **PLAY 3:** With Arkansas now up six, 80-74, made a steal in what **ESPN analyst Jimmy Dykes called "the best defensive play of the year"** at the time ... The steal led to a fastbreak and two made free throws by Connor Vanover ... **PLAY 4:** With Arkansas now up eight, 82-74, sank a jumper from the left elbow as the shot clock was winding down to cap the 10-0 run.
- In his first career start (vs Missouri Jan. 2), had four rebounds and a career-high three steals.
- Was impressive on both ends of the floor in the win over Georgia ... Scored a **season-high 20 points** with seven rebounds, six assists and two steals ... Also did a good job guarding UGA point guard Sahvir Wheeler ... Had 10 deflections and tied Moses Moody with a Plus-Minus of +33 for the game.
- Scored 10 points — all in the second half — in the win over Auburn (1/20) to help Arkansas erase a 12-point halftime deficit.
- Came off the bench vs Ole Miss to provide a huge spark at the time as he made his first four shots with two steals that led to layups... Finished with 14 points (7-of-9 shooting) and six rebounds.
- Sparked Arkansas in the first half at Oklahoma State, scoring 8 of his 13 points and getting all three of his steals.
- In his fourth start, just missed a double-double with 10 points and a **season-high eight rebounds** with two assists versus Mississippi State.
- Only scored four points and had just two rebounds at Kentucky, but impacted the game ... Led the team with +9 thanks to three assists, zero turnovers and two steals ... **The last steal came on the final play to seal the win.**
- At Missouri, only scored eight points, but two came on a layup with 58 seconds left in overtime ... Added three assists ... **Sealed the win with a blocked shot with 4.7 seconds left.**
- Led the team with 18 points in the win over Florida ... Added five rebounds and three assists ... After Florida took its only lead 62-61, Devo put the Hogs back on top with a fast break layup and he added two free throws with 28 seconds left to go up eight.
- In the LSU win, had 15 points, five rebounds and a **season-high six assists** ... Was a bright spot in the first half with seven points and four assists.
- At South Carolina, tied for the team lead and tied his career-high with eight rebounds ... Added two assists and two steals.
- Closed the regular season with a 12-point performance in the Texas A&M win, making several key baskets ... Led the team in assists (5) with five rebounds ... **Made two critical steals down the stretch** ... First, with 45 seconds left and Arkansas up one, he tipped an inbound pass and eventually made a pass to Justin Smith for a fast break dunk ... Second, up five with eight seconds left, had a steal and fast break dunk to seal the win.
- Had two solid games in the SEC Tournament as he averaged 7.0 rebounds, 4.5 assists and 2.5 steals and 15 deflections ... Versus Missouri, had six boards, four assists and 11 points ... Versus LSU, pulled down **eight boards, tying a season-high**, with five assists (just one turnover) and a **season-high four steals**, adding 10 deflections.

## DAVONTE DAVIS 2020-21 GAME STATS

Opponent	Date	GS	Min	FG	FGA	Pct	3FG	3A	Pct	FT	FTA	Pct	O	D	Tot	Avg	PF	FO	A	TO	Blk	Stl	Pts	Avg
MISSISSIPPI VALLEY	11/25/20		12	2	5	.400	0	1	.000	1	1	1.000	1	2	3	3.0	1	0	2	1	0	0	5	5.0
NORTH TEXAS	1/28/20	DNP																						
UT ARLINGTON	12/02/20	DNP																						
LIPSCOMB	12/05/20	15	2	2	1.000	0	0	.000	0	0	.000	2	1	3	3.0	2	0	1	1	0	1	4	4.5	
SOUTHERN U.	12/09/20	16	5	8	.625	1	1	1.000	3	3	1.000	3	4	7	4.3	1	0	2	1	0	0	14	7.7	
CENTRAL ARKANSAS	12/12/20	7	0	1	.000	0	0	.000	0	0	.000	0	1	1	3.5	0	0	0	0	0	0	0	5.8	
ORAL ROBERTS	12/20/20	9	0	1	.000	0	0	.000	0	0	.000	0	1	1	3.0	3	0	2	1	0	1	0	4.6	
ABILENE CHRISTIAN	12/22/20	5	0	1	.000	0	0	.000	0	0	.000	0	1	1	2.7	2	0	0	1	0	1	0	3.8	
at Auburn	12/30/20	13	2	3	.667	0	0	.000	0	0	.000	1	0	1	2.4	0	0	1	0	0	2	4	3.9	
MISSOURI	01/02/21	* 20	2	6	.333	0	0	.000	0	2	.000	3	1	4	2.6	4	0	0	1	0	3	4	3.9	
at Tennessee	01/06/21	5	1	2	.500	0	0	.000	0	0	.000	0	0	0	2.3	1	0	0	1	0	1	2	3.7	
GEORGIA	01/09/21	* 37	9	14	.643	1	2	.500	1	1	1.000	1	6	7	2.8	4	0	6	3	0	2	20	5.3	
at LSU	01/13/21	* 27	1	11	.091	0	1	.000	2	3	.667	1	2	3	2.8	1	0	2	2	1	2	4	5.2	
at Alabama	01/16/21	28	1	3	.333	0	0	.000	3	4	.750	1	5	6	3.1	3	0	1	0	0	0	5	5.2	
AUBURN	01/20/21	20	5	9	.556	0	0	.000	0	0	.000	2	2	4	3.2	4	0	2	3	0	0	10	5.5	
at Vanderbilt	01/23/21	13	3	3	1.000	0	0	.000	0	1	.000	0	2	2	3.1	2	0	1	2	1	1	6	5.6	
OLE MISS	01/27/21	25	7	9	.778	0	0	.000	0	1	.000	2	4	6	3.3	1	0	1	3	0	2	14	6.1	
at Oklahoma State	01/30/21	28	6	12	.500	0	0	.000	0	0	.000	2	2	4	3.3	4	0	1	1	0	3	12	6.5	
MISSISSIPPI STATE	02/02/21	* 35	4	12	.333	0	0	.000	2	2	1.000	2	6	8	3.6	2	0	2	3	0	0	10	6.7	
at Kentucky	02/09/21	* 17	2	5	.400	0	0	.000	0	0	.000	0	2	2	3.5	2	0	3	0	0	2	4	6.6	
at Missouri	02/13/21	* 32	3	10	.300	0	0	.000	2	2	1.000	1	3	4	3.5	2	0	3	0	1	0	8	6.6	
FLORIDA	02/16/21	* 36	7	14	.500	0	1	.000	4	4	1.000	1	4	5	3.6	3	0	3	2	0	1	18	7.2	
ALABAMA	02/24/21	* 19	2	3	.667	0	1	.000	1	1	1.000	1	2	3	3.6	4	0	1	1	0	0	5	7.1	
LSU	02/27/21	* 38	7	12	.583	0	2	.000	1	2	.500	0	5	5	3.6	3	0	6	0	0	1	15	7.5	
at South Carolina	03/02/21	* 20	1	2	.500	0	0	.000	2	2	1.000	2	6	8	3.8	2	0	2	5	0	2	4	7.3	
TEXAS A&M	03/06/21	* 39	5	10	.500	0	0	.000	2	2	1.000	1	5	6	3.9	3	0	5	4	0	2	12	7.5	
vs Missouri	03/12/21	* 29	4	12	.333	0	0	.000	3	6	.500	0	6	6	4.0	4	0	4	2	0	1	11	7.6	
vs LSU	03/13/21	* 36	2	7	.286	0	1	.000	2	2	1.000	2	6	8	4.2	2	0	5	1	0	4	6	7.6	
Totals		13	581	83	177	.469	2	10	.200	29	39	.744	29	79	108	4.2	60	0	56	39	3	32	197	7.6

## DAVONTE DAVIS CAREER STATISTICS

Year	GP	GS	Min	Avg	FG	FGA	Pct	3FG	3FGA	Pct	FT	FTA	Pct	Off	Def	Tot	Avg	PF	FO	Asst	TO	Blk	Stl	Pts	Avg
2020-21	26	13	581	22.3	83	177	.469	2	10	.200	29	39	.744	29	79	108	4.2	60	0	56	39	3	32	197	7.6

• Led the Razorbacks in Pts:.....	2
• Led the Razorbacks in Rebs:.....	-
• CAREER: Double-figure Pts:.....	9
20-pt gms:.....	1
Gms with a 3PT FG:.....	2
Gms with 3+ 3PT FG:.....	-
Gms with 5+ Rebs:.....	7

"He just has a knack for doing some special stuff. He's going to be an All-SEC guard one of these days. Right now he just plays harder than anyone on the floor."

## JIMMY DYKES

ESPN ANALYST

2/9/21 game at Kentucky

## RAZORBACK FRESHMEN TO HAVE 15+ PTS • 5+ REBS • 5+ ASSISTS IN A GAME

(Courtesy HogStats.com)

Devo Davis	vs LSU (2/27/21)	15 • 5 • 6
Devo Davis	vs UGA (01/09/21)	20 • 7 • 6
Courtney Fortson	vs LSU (01/31/09)	17 • 7 • 9

## PERSONAL BESTS

### POINTS

Season: 20	vs Georgia (01/09/21)
SEC: 20	vs Georgia (01/09/21)

### FG MADE

Season: 9	vs Georgia (01/09/21)
SEC: 9	vs Georgia (01/09/21)

### FG ATTEMPTED

Season: 14 (2x)	last vs Florida (02/16/21)
SEC: 14 (2x)	last vs Florida (02/16/21)

### 3-POINT FG MADE

Season: 1 (2x)	vs Georgia (01/09/21)
SEC: 1	vs Georgia (01/09/21)

### 3-PT FG ATTEMPTS

Season: 2	vs Georgia (01/09/21)
SEC: 2	vs Georgia (01/09/21)

### FT MADE

Season: 4	vs Florida (02/16/21)
SEC: 4	vs Florida (02/16/21)

### FT ATTEMPTED

Season: 6	vs Missouri (03/13/21)
SEC: 4 (2x)	last vs Florida (02/16/21)

### REBOUNDS

Season: 8 (3x)	last vs LSU (03/13/21)
SEC: 8 (2x)	last at South Carolina (03/02/21)

### ASSISTS

Season: 6 (2x)	last vs LSU (02/27/21)
SEC: 6 (2x)	last vs LSU (02/27/21)

### STEALS

Season: 4)	vs LSU (03/13/21)
SEC: 3 (2x)	last at Oklahoma State (01/30/21)

### BLOCKED SHOTS

Season: 1 (3x)	last at Missouri (02/13/21)
SEC: 1 (3x)	last at Missouri (02/13/21)

### MINUTES

Season: 38:52	vs Texas A&M (03/06/21)
SEC: 38:52	vs Texas A&M (03/06/21)





# JAYLIN WILLIAMS

Fr. / F / 6-10 / 245

Fort Smith, Ark. / Northside HS



@Jay\_MWilliams\_



@thejaylinwilliams\_

10

- Born June 29, 2002 in Fort Smith
- Consensus 4-star ... 2020 Gatorade Arkansas Player of the Year ... Top state prospect by 247
- Among incoming Frosh: Rated 56th by Rivals, 85th by 247Sports and 91st by ESPN
- If he could play with any former Razorback it would be Patrick Beverley or Corliss Williamson

## MADE THE DEPARTMENT'S HONOR ROLL (GPA BETWEEN 3.0-3.49) FOR FALL 2020

- **LEADS THE TEAM BY TAKING 13 CHARGES** this season, including two each versus UT Arlington, Georgia, LSU (1/13) and Auburn (1/20).
- Earned his first career start at Tennessee. Also started at Alabama

- Is the only Razorback to come off the bench and get 10 rebounds three times in a season: Mississippi Valley State,

at LSU and vs Florida. (HogStats.com)

- 20th in the SEC in blocked shots per game (0.77) and 20th in total blocks (17).

- **On a per 40-minute basis, averages a team-best 11.8 rebounds as well as 9.9 points and 2.0 blocked shots.**

- **Had a season-best 10 deflections in the LSU win.**

- **Leads the team with a +15:76 Plus-Minus per 40 minutes ... Last two games, led the team with +30 vs Bama and +15 vs LSU**

## 2020-21 HIGHLIGHTS

- In his collegiate debut (Miss Valley St.) had a game-high **10 rebounds**, including eight defensively ... Just missed a double-double, scoring nine points (2-5 FG • 2-4 3PT).
- Scored six points with seven rebounds, including six on the defensive end, versus Lipscomb..
- Had two rebounds and an assist in 4:20 played at Auburn.
- Saw extended time versus Missouri and responded with eight points and two blocked shots.
- Earned his first career start at Tennessee ... Scored six points on 3-of-3 shooting
- Came off the bench versus Georgia ... Only scored two points but impacted the game in other areas ... Led the team with nine rebounds (four offensive), took two charges and had two assists with a steal and a blocked shot.
- Tied a season-high by pulling down **10 rebounds at LSU**, scored seven points and added two steals ... Took two charges.
- Had a breakout game in the win over Auburn (1/20) ... Scored seven points (including a 3-pointer) with seven rebounds, two assists, two blocked shots and a steal ... **Played all 20 minutes of the second half** in the come-from-behind win ... Grabbed an offensive rebound in midair and threw it down for his first career dunk to cap a 18-4 run and give Arkansas its first lead (47-45).
- Only played nine minutes versus Mississippi State, but had two steals to tie his season high.
- Had nine points and tied for team-high in rebounds with seven in the Kentucky win ... **Made a season-high 5-of-6 free throws** ... Scored four points late in the game, including a put-back on the offensive end at 3:06 to make the score 74-68 and making two free throws with 1:51 left to make the score 78-73.
- Injured his right knee in the first half at Oklahoma State ... Missed the second half versus the Cowboys and played just nine minutes versus Mississippi State.
- Played 23 minutes at Kentucky and had nine points and tied for team high with seven rebounds.
- Dished out a **career-high three assists** at Missouri.
- Tied his **career high with 10 rebounds** (seven defensive) vs Florida.
- Scored a **career-high 13 points** in the win over Alabama ... Had a +30 in his 22 minutes played ... Was dominant in the second half ... scored 12 of his 13 points in the second half and he pulled down all eight of his rebounds in the period.
- Stuffed the stat sheet in the LSU win ... **Season-high four blocked shots and tied season-high with two steals** ... Added 10 deflections, 8 points, 6 rebounds and 2 assists and was a team-best +15 in **season-high 29:49 minutes** played.

## JAYLIN WILLIAMS 2020-21 GAME STATS

Opponent	Date	GS	Min	FG	FGA	Pct	3FG	3A	Pct	FT	FTA	Pct	O	D	Tot	Avg	PF	FO	A	TO	Blk	Stl	Pts	Avg
MISSISSIPPI VALLEY	11/25/20		20	3	5	.600	2	4	.500	1	1	1.000	2	8	10	10.0	0	0	1	1	0	0	9	9.0
NORTH TEXAS	1/28/20	DNP																						
UT ARLINGTON	12/02/20		12	0	0	.000	0	0	.000	0	0	.000	1	2	3	6.5	0	0	0	1	1	1	0	4.5
LIPSCOMB	12/05/20		18	2	5	.400	1	3	.333	1	1	1.000	1	6	7	6.7	4	0	1	2	0	0	6	5.0
SOUTHERN U.	12/09/20		13	0	1	.000	0	1	.000	0	2	.000	0	2	2	5.5	1	0	0	1	2	0	0	3.8
CENTRAL ARKANSAS	12/12/20		2	0	0	.000	0	0	.000	2	2	1.000	2	0	2	4.8	0	0	0	0	0	0	2	3.4
ORAL ROBERTS	12/20/20	DNP																						
ABILENE CHRISTIAN	12/22/20		4	0	0	.000	0	0	.000	0	0	.000	0	1	1	4.2	0	0	0	0	1	0	0	2.8
at Auburn	12/30/20		4	0	0	.000	0	0	.000	0	0	.000	1	1	2	3.9	2	0	1	0	0	0	0	2.4
MISSOURI	01/02/21		17	3	6	.500	1	4	.250	1	1	1.000	1	2	3	3.8	2	0	0	0	2	1	8	3.1
at Tennessee	01/06/21	*	14	3	3	1.000	0	0	.000	0	0	.000	0	2	2	3.6	2	0	0	4	1	0	6	3.4
GEORGIA	01/09/21		20	1	2	.500	0	0	.000	0	0	.000	4	5	9	4.1	3	0	2	3	1	1	2	3.3
at LSU	01/13/21		28	2	3	.667	0	0	.000	3	3	1.000	4	6	10	4.6	5	1	1	3	1	2	7	3.6
at Alabama	01/16/21	*	18	0	1	.000	0	0	.000	0	0	.000	0	2	2	4.4	1	0	1	0	1	0	0	3.3
AUBURN	01/20/21		29	3	4	.750	1	1	1.000	0	0	.000	2	5	7	4.6	3	0	2	1	2	1	7	3.6
at Vanderbilt	01/23/21		9	0	0	.000	0	0	.000	0	0	.000	0	1	1	4.4	0	0	1	1	0	1	0	3.4
OLE MISS	01/27/21		7	0	0	.000	0	0	.000	0	0	.000	0	3	3	4.3	3	0	1	0	0	0	0	3.1
at Oklahoma State	01/30/21		7	0	1	.000	0	0	.000	0	0	.000	1	3	4	4.3	2	0	1	0	0	0	0	2.9
MISSISSIPPI STATE	02/02/21		9	0	2	.000	0	2	.000	0	0	.000	0	0	0	4.0	2	0	0	1	0	2	0	2.8
at Kentucky	02/09/21		23	2	4	.500	0	1	.000	5	6	.833	1	6	7	4.2	3	0	0	0	1	0	9	3.1
at Missouri	02/13/21		14	1	3	.333	1	2	.500	1	2	.500	0	2	2	4.1	4	0	3	1	0	0	4	3.2
FLORIDA	02/16/21		23	1	3	.333	0	0	.000	2	2	1.000	3	7	10	4.4	1	0	0	1	0	0	4	3.2
ALABAMA	02/24/21		22	4	8	.500	0	2	.000	5	7	.714	1	7	8	4.5	2	0	0	0	0	0	13	3.7
LSU	02/27/21		29	3	5	.600	1	2	.500	1	2	.500	0	6	6	4.6	3	0	2	1	4	2	8	3.9
at South Carolina	03/02/21	DNP																						
TEXAS A&M	03/06/21	DNP																						
vs Missouri	03/12/21	DNP																						
vs LSU	03/13/21	DNP																						
Totals		2	342	28	56	.500	7	22	.318	22	29	.759	24	77	101	4.6	43	1	17	21	17	12	85	3.9

## JAYLIN WILLIAMS CAREER STATISTICS

Year	GP	GS	Min	Avg	FG	FGA	Pct	3FG	3FGA	Pct	FT	FTA	Pct	Off	Def	Tot	Avg	PF	FO	Ass	TO	Blk	Stl	Pts	Avg
2020-21	22	2	342	15.5	28	56	.500	7	22	.318	22	29	.759	24	77	101	4.6	43	1	17	21	17	12	85	3.9

• Led Razorbacks in Pts: .....	-
• Led Razorbacks in Rebs: .....	6
• CAREER: Double-figure Pts: .....	1
Double-figure Rebs: .....	3
20-pt gms: .....	-
Gms with a 3PT Made .....	6
Gms with 5+ Rebs: .....	9

## LAST TWO GAMES

10.5 ppg • 7.0 rpg • 7-13 FG • 6-9 FT

### ALABAMA

- Team-best +30
- Career-high 13 points
- 8 rebounds

### LSU

- Team-best +15
- Career-High 4 blocked shots
- Career-high 29:49 minutes
- Tied career-high with 2 steals
- 6 rebounds
- Career-high 10 deflections

## PERSONAL BESTS

### POINTS

Season: 13 vs Alabama (02/24/21)

SEC: 13 vs Alabama (02/24/21)

### FG MADE

Season: 4 vs Alabama (02/24/21)

SEC: 4 vs Alabama (02/24/21)

### FG ATTEMPTED

Season: 8 vs Alabama (02/24/21)

SEC: 8 vs Alabama (02/24/21)

### 3-POINT FG MADE

Season: 2 vs Mississippi Valley State (11/25/20)

SEC: 1 (3x) last at Missouri (02/13/21)

### 3-PT FG ATTEMPTS

Season: 4 (2x) last vs Missouri (01/02/21)

SEC: 4 vs Missouri (01/02/21)

### FT MADE

Season: 5 vs Alabama (02/24/21)

SEC: 5 vs Alabama (02/24/21)

### FT ATTEMPTED

Season: 7 vs Alabama (02/24/21)

SEC: 7 vs Alabama (02/24/21)

### REBOUNDS

Season: 10 (3x) last vs Florida (02/16/21)

SEC: 10 (2x) last vs Florida (02/16/21)

### ASSISTS

Season: 3 at Missouri (02/13/21)

SEC: 3 at Missouri (02/13/21)

### STEALS

Season: 2 (3x) last vs LSU (02/27/21)

SEC: 2 (3x) last vs LSU (02/27/21)

### BLOCKED SHOTS

Season: 4 vs LSU (02/27/21)

SEC: 4 vs LSU (02/27/21)

### MINUTES

Season: 29:49 vs LSU (02/27/21)

SEC: 29:49 vs LSU (02/27/21)



# JALEN TATE

Gr.Sr. | 6'6" | 175  
Pickerington, Ohio /  
Northern Kentucky



**11**

@jtate\_the\_great  
@jalen\_tate11

- Born June 18, 1998 in Toledo, Ohio
- Parents: Jermaine and Jenice Tate
- Graduated from Northern Kentucky - Spring of 2020 - B.A. in organizational leadership
- Pursuing his master's in adult and lifelong learning at the University of Arkansas
- If he could play with any former Razorback it would be Patrick Beverley.

- Rated the 5th-best Graduate Transfer in the Nation by NBCSports.com — 8th-best by 247Sports.com.
- Scored 950 points at NKU and finished in the NKU top 20 for career assists (285), steals (129) and blocked shots (53) ...
- Horizon League Defensive Player of the Year (2020) — 3x Horizon League All-Defensive Team (2018, 2019, 2020) — All-Horizon League Third Team (2020) — Horizon League Tournament MVP (2020) — 2x Horizon League All-Tournament Team (2019, 2020) — Horizon League All-Freshman Team (2018).

- Praised by Coach Musselman for his leadership on the floor and in huddles ... **USUALLY ASSIGNED TO DEFEND THE OPPONENT'S BEST OFFENSIVE PLAYER** ... Third on the team by taking 11 charges and third in deflections (131)
- Ranks 4th in the SEC in assists (3.9)
- Has 1,000-plus career points — 400-plus career rebounds — 300-plus career assists
- Has two double-doubles this year (UCA and UGA) ... Had a combined 21 assists with one turnover in the two games.
- In addition to strong offensive efforts in wins over Auburn (14 pts) and Vandy (25 pts), had 18 deflections — nine in each game ... Added season-best 10 deflections versus Mississippi State

## 2020-21 HIGHLIGHTS:

- Only played 17 minutes in the opener, but had 12 points, six assists, five rebounds and a steal.
- Stuffed the stat sheet versus UTA with 14 points, six rebounds, four assists, a steal and a blocked shot ... Also had the team's best plus/minus at +17.
- **Third career double-double** — first in points and assist — versus Central Arkansas with 17 points and a **career-high 11 assists** ... **Had zero turnovers**.
- Only played 27 minutes versus Abilene Christian due to an ankle injury ... Had **season-high seven rebounds** and five assists before exiting.
- Had 15 points (7-of-11 shooting), six assists and five rebounds at Tennessee.
- For the second-straight game, had 15 points but added 10 assists versus Georgia for his **second double-double of the year** ... Only committed one turnover in his 35 minutes played with two steals and four rebounds.
- Kept Arkansas in the game vs Auburn (1/20) by scoring 10 of his 14 points in the first half, including a 3-pointer to trim a 16-point deficit with 2:06 left (Arkansas would trail by 12 at the break and won the game) ... Added five assists and a **season-high four steals**.
- Had his best game as a Razorback (and second-best career game overall) ... Scored a **season-high 25 points** (9-of-15 FG and 3-of-5 3PT) with **eight assists**, **one turnover**, five rebounds and **tied season-high with four steals**.
- Only scored six points in the Mississippi State win, but had a **season-high 10 deflections**, with three steals and a blocked shot, adding five assists.
- Scored a team-high 15 points (first time to lead the team in scoring this year) and **hit two free throws with 4.3 seconds left to give Arkansas an 81-80 win at Kentucky** ... Made a season-high five free throws (5-of-5).
- **For the second straight game**, made a key play late to give Arkansas a win at #10 Missouri as he blocked a shot with 21 seconds left in overtime and the Hogs up one ... Finished with 14 points, four assists and four rebounds.
- Tallied 12 points with four rebounds in the win over Alabama ... Led the team with four assists and had a **career-high four blocked shots** ... Set the tone in the first half, scoring all 12 of his points and making all five field goal attempts in the period.
- Only played 12 minutes due to foul trouble in the LSU win, but **had six rebounds — his best in an SEC game** — and two assists.
- Closed the season with an impressive performance versus Texas A&M ... Scored 22 points, including 14 in the first half to keep the Hogs in the game ... Had a team-best seven rebounds with four assists.

## JALEN TATE 2020-21 GAME STATS

Opponent	Date	GS	Min	FG	FGA	Pct	3FG	3A	Pct	FT	FTA	Pct	O	D	Tot	Avg	PF	FO	A	TO	Blk	Stl	Pts	Avg
MISSISSIPPI VALLEY	11/25/20	*	17	4	7	.571	2	3	.667	2	3	.667	1	4	5	5.0	3	0	6	2	0	1	12	12.0
NORTH TEXAS	11/28/20	*	26	1	5	.200	0	0	.000	0	0	.000	2	2	4	4.5	4	0	2	3	0	1	2	7.0
UT ARLINGTON	12/02/20	*	33	6	12	.500	1	3	.333	1	1	1.000	3	3	6	5.0	2	0	4	1	1	1	14	9.3
LIPSCOMB	12/05/20	*	13	3	4	.750	0	0	.000	0	0	.000	1	3	4	4.8	3	0	3	2	1	0	6	8.5
SOUTHERN U.	12/09/20	*	25	5	9	.556	1	4	.250	1	2	.500	0	4	4	4.6	1	0	2	2	0	2	12	9.2
CENTRAL ARKANSAS	12/12/20	*	30	6	8	.750	3	5	.600	2	2	1.000	0	1	1	4.0	1	0	11	0	1	1	17	10.5
ORAL ROBERTS	12/20/20	*	39	4	10	.400	0	1	.000	0	0	.000	3	3	6	4.3	4	0	4	5	0	1	8	10.1
ABILENE CHRISTIAN	12/22/20	*	26	3	8	.375	0	2	.000	2	4	.500	5	2	7	4.6	2	0	5	4	0	1	8	9.9
at Auburn	12/30/20	*	29	5	8	.625	0	1	.000	2	2	1.000	0	3	3	4.4	4	0	4	2	0	2	12	10.1
MISSOURI	01/02/21	*	30	3	5	.600	1	3	.333	1	2	.500	0	1	1	4.1	5	1	1	1	0	0	8	9.9
at Tennessee	01/06/21	*	30	7	11	.636	1	2	.500	0	1	.000	0	5	5	4.2	4	0	6	6	0	1	15	10.4
GEORGIA	01/09/21	*	35	5	10	.500	1	2	.500	4	5	.800	1	3	4	4.2	2	0	10	1	0	2	15	10.8
at LSU	01/13/21	*	21	2	5	.400	1	4	.250	1	2	.500	0	1	1	3.9	2	0	1	4	0	0	6	10.4
at Alabama	01/16/21	*	29	4	9	.444	0	2	.000	2	2	1.000	0	4	4	3.9	3	0	3	6	0	1	10	10.4
AUBURN	01/20/21	*	34	6	10	.600	2	4	.500	0	1	.000	1	3	4	3.9	5	1	5	5	1	4	14	10.6
at Vanderbilt	01/23/21	*	37	9	15	.600	3	5	.600	4	7	.571	2	3	5	4.0	2	0	8	1	1	4	25	11.5
OLE MISS	01/27/21	*	37	3	7	.429	2	4	.500	1	3	.333	1	1	2	3.9	3	0	3	3	0	2	9	11.4
at Oklahoma State	01/30/21	*	24	1	5	.200	0	0	.000	1	2	.500	0	0	0	3.7	1	0	2	4	0	1	3	10.9
MISSISSIPPI STATE	02/02/21	*	29	2	9	.222	0	2	.000	2	2	1.000	1	2	3	3.6	2	0	5	2	1	3	6	10.6
at Kentucky	02/09/21	*	37	5	10	.500	0	2	.000	5	5	1.000	1	3	4	3.7	2	0	3	4	0	1	15	10.9
at Missouri	02/13/21	*	40	5	9	.556	1	2	.500	3	4	.750	2	2	4	3.7	4	0	4	2	1	1	14	11.0
FLORIDA	02/16/21	*	31	6	10	.600	1	2	.500	1	2	.500	2	1	3	3.6	4	0	2	3	0	2	14	11.1
ALABAMA	02/24/21	*	37	5	7	.714	0	1	.000	2	5	.400	0	4	4	3.7	5	2	4	3	4	0	12	11.2
LSU	02/27/21	*	13	0	2	.000	0	1	.000	2	2	1.000	0	6	6	3.8	4	0	2	1	0	0	2	10.8
at South Carolina	03/02/21	*	18	1	5	.200	0	2	.000	0	0	.000	1	0	1	3.6	2	0	1	3	0	0	2	10.4
TEXAS A&M	03/06/21	*	37	9	17	.529	2	6	.333	2	2	1.000	1	6	7	3.8	2	0	4	1	0	0	22	10.9
vs Missouri	03/12/21	*	22	1	3	.333	0	0	.000	2	2	1.000	0	2	2	3.7	3	0	0	2	0	0	4	10.6
vs LSU	03/13/21	*	25	1	6	.167	1	4	.250	0	2	.000	0	5	5	3.8	4	0	4	1	1	0	3	10.4
<b>Totals</b>			<b>28</b>	<b>804</b>	<b>112</b>	<b>226</b>	<b>.496</b>	<b>23</b>	<b>67</b>	<b>.343</b>	<b>43</b>	<b>65</b>	<b>.662</b>	<b>28</b>	<b>77</b>	<b>105</b>	<b>3.8</b>	<b>83</b>	<b>4</b>	<b>109</b>	<b>74</b>	<b>12</b>	<b>290</b>	<b>10.4</b>

## DOUBLE-DOUBLES (4)

SOPHOMORE	(1)
01/26/19 • MILWAUKEE	13 pts 10 reb
JUNIOR	(1)
01/31/20 • at Green Bay	17 pts 12 reb
GRAD SENIOR	(2)
12/20/20 • CENTRAL ARKANSAS	17 pts 11 ast
01/09/21 • GEORGIA	15 pts 10 ast

• Dished 300th career assist vs LIP (12/05/20)
• Scored 1,000th career point vs UCA (12/20)
• Grabbed 400th career rebound vs AUB (1/20)
• Led his team in Pts: ..... 13
• Led his team in Rebs: ..... 7
• CAREER: Double-figure Pts: ..... 60
20-pt gms: ..... 7
Gms with 5+ Assists: ..... 27
Gms with 3+ Steals: ..... 12

## PERSONAL BESTS

POINTS
Season: 25 at Vanderbilt (01/23/21)
Career: 31 vs IUPUI (02/14/20)
SEC: 25 at Vanderbilt (01/23/21)
FG MADE
Season: 9 (2x) last vs Texas A&M (03/06/21)
Career: 11 at Green Bay (02/14/20)
SEC: 9 (2x) last vs Texas A&M (03/06/21)
FG ATTEMPTED
Season: 17 last vs Texas A&M (03/06/21)
Career: 19 at Green Bay (02/14/20)
SEC: 17 last vs Texas A&M (03/06/21)
3-PT FG MADE
Season: 3 (2x) last at Vanderbilt (01/23/21)
Career: 4 at Green Bay (02/14/20)
SEC: 3 at Vanderbilt (01/23/21)
3-PT FG ATT
Season: 6 vs Texas A&M (03/06/21)
Career: 6 vs Texas A&M (03/06/21)
SEC: 6 vs Texas A&M (03/06/21)

FT MADE
Season: 5 at Kentucky (02/09/21)
Career: 10 vs Green Bay (03/09/20)
SEC: 5 at Kentucky (02/09/21)

FT ATTEMPTED
Season: 7 at Vanderbilt (01/23/21)
Career: 15 vs Green Bay (03/09/20)
SEC: 7 at Vanderbilt (01/23/21)

REBOUNDS
Season: 7 (2x) last vs Texas A&M (03/06/21)
Career: 12 at Green Bay (01/31/20)
SEC: 7 vs Texas A&M (03/06/21)

ASSISTS
Season: 11 vs Central Arkansas (12/20/20)
Career: 11 vs Central Arkansas (12/20/20)
SEC: 10 vs Georgia (01/09/21)

STEALS
Season: 5 vs Auburn (01/20/21)
Career: 6 vs IUPUI (02/14/20)
SEC: 5 vs Auburn (01/20/21)

BLOCKED SHOTS
Season: 4 vs Alabama (02/24/21)
SEC: 4 vs Alabama (02/24/21)
SEC: 4 vs Alabama (02/24/21)

MINUTES
Season: 40:36 at Missouri (02/13/21)
Career: 40:36 at Missouri (02/13/21)
SEC: 40:36 at Missouri (02/13/21)

\* - Granted medical redshirt in 2016-17 due to injury

## JALEN TATE CAREER STATISTICS

Year	GP	GS	Min	Avg	FG	FGA	Pct	3FG	3FGA	Pct	FT	FTA	Pct	Off	Def	Tot	Avg	PF	FO	Ast	TO	Blk	Stl	Pts	Avg
2016-17 (NKU) *	8	8	150	18.8	14	34	.418	1	10	.100	8	24	.333	4	12	16	2.0	24	1	13	10	2	7	37	4.6
2017-18 (NKU)	32	31	731	22.8	71	151	.470	6	28	.214	35	55	.634	9	63	72	2.3	102	3	65	37	19	44	183	5.7
2018-19 (NKU)	31	23	837	27.0	159	295	.539	24	59	.407	83	136	.610	30	106	136	4.4	92	1	128	76	21	37	425	13.7
2019-20 (NKU)	22	20	666	30.3	112	231	.485	8	44	.182	73	108	.676	34	84	118	5.4	66	1	79	60	11	41	305	13.9
2020-21 (ARK)	28	28	804	28.7	112	226	.496	23	67	.343	43	65	.662	28	77	105	3.8	83	4	109	74	12	32	290	10.4
<b>TOTAL</b>	<b>121</b>	<b>110</b>	<b>3188</b>	<b>26.3</b>	<b>468</b>	<b>937</b>	<b>.499</b>	<b>62</b>	<b>208</b>	<b>.298</b>	<b>242</b>	<b>388</b>	<b>.624</b>	<b>105</b>	<b>342</b>	<b>447</b>	<b>3.7</b>	<b>367</b>	<b>10</b>	<b>394</b>	<b>257</b>	<b>65</b>	<b>161</b>	<b>1240</b>	<b>10.2</b>





# KHALEEN "KK" ROBINSON

Fr. | 6 | 6-0 | 175

Little Rock, Ark. | Oak Hill Academy

12

@onekrob2

@khal2n

- Born Aug. 7, 2001 in Little Rock
- Parents: Kelvin and Rheagan Robinson
- Consensus 4-star ... 3x first team All-State (2x in Ark. and once in Va.)
- Among incoming Frosh: Rated 36th by 247Sports, 62nd by Rivals and 79th by ESPN
- If he could play with any former Razorback it would be Daniel Gafford

## MADE THE DEPARTMENT'S HONOR ROLL (GPA BETWEEN 3.0-3.49) FOR FALL 2020

Had surgery to repair a one fracture on his right foot on Jan. 10, 2021 ... Will be out for rest of the season (at least four months)

### 2020-21 HIGHLIGHTS

- Scored 15 in collegiate debut (5-8 FG • 3-5 3PT) with three assists, three rebounds and a steal.

<b>CAREER:</b>	Double-figure Pts:.....	1
	20-pt gms:.....	-
	Gms with a 3PT FG:.....	2
	Gms with 3+ 3PT FG:.....	1
	Gms with 3+ Assists:.....	1

### KHALEEN ROBINSON 2020-21 GAME STATS

Opponent	Date	GS	Min	FG	FGA	Pct	3FG	3A	Pct	FT	FTA	Pct	O	D	Tot	Avg	PF	FO	A	TO	Blk	Stl	Pts	Avg
MISSISSIPPI VALLEY	11/25/20	18	5	8	.625	3	5	.600	2	2	1.000	0	2	2	2.0	0	0	3	1	0	1	15	15.0	
NORTH TEXAS	11/28/20	6	0	1	.000	0	1	.000	2	2	1.000	0	0	0	1.0	1	0	0	0	0	0	2	8.5	
UT ARLINGTON	12/02/20	13	1	1	1.000	1	1	1.000	0	0	.000	0	0	0	0.7	5	1	1	0	0	0	3	6.7	
LIPSCOMB	12/05/20	21	2	6	.333	1	3	.333	0	0	.000	0	2	2	1.0	3	0	4	0	0	1	5	6.3	
SOUTHERN U.	12/09/20	14	0	4	.000	0	2	.000	1	2	.500	0	2	2	1.2	1	0	1	2	0	1	1	5.2	
CENTRAL ARKANSAS	12/12/20	2	0	0	.000	0	0	.000	0	0	.000	0	0	0	1.0	0	0	0	1	0	0	0	4.3	
ORAL ROBERTS	12/20/20	2	0	0	.000	0	0	.000	0	0	.000	0	1	1	1.0	2	0	0	0	1	0	0	3.7	
ABILENE CHRISTIAN	12/22/20	7	1	1	1.000	0	0	.000	1	2	.500	0	1	1	1.0	0	0	1	1	0	0	3	3.6	
at Auburn	12/30/20	2	0	0	.000	0	0	.000	0	0	.000	0	0	0	0.9	1	0	0	0	0	0	0	3.2	
MISSOURI	01/02/21	2	0	0	.000	0	0	.000	0	0	.000	0	0	0	0.8	1	0	0	0	0	0	0	2.9	
at Tennessee	01/06/21	5	0	0	.000	0	0	.000	0	0	.000	0	2	2	0.9	2	0	1	1	0	0	0	2.6	
GEORGIA	01/09/21	DNP-Inj																						
at LSU	01/13/21	DNP-Inj																						
at Alabama	01/16/21	DNP-Inj																						
AUBURN	01/20/21	DNP-Inj																						
at Vanderbilt	01/23/21	DNP-Inj																						
OLE MISS	01/27/21	DNP-Inj																						
at Oklahoma State	01/30/21	DNP-Inj																						
MISSISSIPPI STATE	02/02/21	DNP-Inj																						
at Kentucky	02/09/21	DNP-Inj																						
at Missouri	02/13/21	DNP-Inj																						
FLORIDA	02/16/21	DNP-Inj																						
ALABAMA	02/24/21	DNP-Inj																						
LSU	02/27/21	DNP-Inj																						
at South Carolina	03/02/21	DNP-Inj																						
TEXAS A&M	03/06/21	DNP-Inj																						
vs Missouri	03/12/21	DNP-Inj																						
vs LSU	03/13/21	DNP-Inj																						
Totals		0	92	9	21	.429	5	12	.417	6	8	.750	0	10	10	0.9	16	1	11	6	1	3	29	2.6

### PERSONAL BESTS

<b>POINTS</b>	
Season: 15	vs Mississippi Valley State (11/25/20)
SEC: -	
<b>FG MADE</b>	
Season: 5	vs Mississippi Valley State (11/25/20)
SEC: -	
<b>FG ATTEMPTED</b>	
Season: 8	vs Mississippi Valley State (11/25/20)
SEC: -	
<b>3-POINT FG MADE</b>	
Season: 3	vs Mississippi Valley State (11/25/20)
SEC: -	
<b>3-PT FG ATTEMPTS</b>	
Season: 5	vs Mississippi Valley State (11/25/20)
SEC: -	
<b>FT MADE</b>	
Season: 2 (2x)	last vs North Texas (11/28/20)
SEC: -	
<b>FT ATTEMPTED</b>	
Season: 2 (3x)	last vs Southern (12/09/20)
SEC: -	
<b>REBOUNDS</b>	
Season: 3	vs Mississippi Valley State (11/25/20)
SEC: 2	at Tennessee (01/06/21)
<b>ASSISTS</b>	
Season: 4	vs Lipscomb (12/05/20)
SEC: 1	at Tennessee (01/06/21)
<b>STEALS</b>	
Season: 1	vs Mississippi Valley State (11/25/20)
SEC: -	
<b>BLOCKED SHOTS</b>	
Season: 1	vs Oral Roberts (12/20/20)
SEC: -	
<b>MINUTES</b>	
Season: 20:36	vs Mississippi Valley State (11/25/20)
SEC: 4:52	at Tennessee (01/06/21)

### KHALEEN ROBINSON CAREER STATISTICS

Year	GP	GS	Min	Avg	FG	FGA	Pct	3FG	3FGA	Pct	FT	FTA	Pct	Off	Def	Tot	Avg	PF	FO	Ast	TO	Blk	Stl	Pts	Avg
2020-21	11	0	92	8.4	9	21	.429	5	12	.417	6	8	.750	0	10	10	0.9	16	1	11	6	1	3	29	2.6



# ABAYOMI "BAYBE" IYIOLA 22

R-Jr. / F | 6-9 | 230  
Atlanta, Ga. / Stetson Univ.

@abosticall  
baybe\_iyiola

• Played two seasons at Stetson University, transferring to Arkansas for the 2019-20 season ... Originally from Nigeria but played all four years of high school at Greenforest Academy ... Led the Hatters in both scoring (10.8 avg.) and rebounding (7.6 avg.) in 2018-19 and was named to the 2018 ASUN All-Freshman team.

- Had knee (right) surgery in the summer ... Began practicing with the team on Dec. 26.
- Officially came off the "IR" as he dressed for the Florida game (Feb. 16).
- Saw his first game action at South Carolina and he pulled down a rebound.

- Born: Jan. 20, 1998 in Ibadan, Nigeria
- Parents: Son of Lasidi and Alirat Iyiola
- Pronounced **ah-BAH-yum-Mee EE-EE-oh-la ... Goes by Baybe (pronounced Bay-bey)**
- In 2 yrs at Stetson, led the Hatters in scoring 10x and rebounding 38x
- Member of SAAC ... Had knee surgery in summer of 2020 and will be out until Jan. 2021

• 66 rebs to 400  
• Led his team in Pts: ..... 10  
• Led his team in Rebs: ..... 38  
• CAREER: Double-figure Pts: ..... 33  
20-pt gms: ..... 3  
Double-figure Rebs: ..... 14  
Games with 3+ Blks: ..... 3

## DOUBLE-DOUBLES (12)

SOPHOMORE (8)			
11/11/18 • at Missouri State	14 pts	11 reb	
11/23/18 • VMI	12 pts	13 reb	
11/26/18 • at Bethune-Cookman	16 pts	10 reb	
12/05/18 • Western Illinois	22 pts	11 reb	
01/27/19 • Lipscomb	12 pts	10 reb	
02/02/19 • Kennesaw State	15 pts	11 reb	
02/05/19 • at Liberty	16 pts	12 reb	
02/26/19 • at North Florida	16 pts	13 reb	
^ - back-to-back games			

FRESHMAN (4)			
11/10/17 • Webber International	21 pts	13 reb	
01/13/18 • USC Upstate	12 pts	11 reb	
02/10/18 • at NJIT	12 pts	11 reb	
02/26/18 • at Lipscomb	18 pts	10 reb	

## ABAYOMI IYIOLA 2020-21 GAME STATS

Opponent	Date	GS	Min	FG	FGA	Pct	3FG	3A	Pct	FT	FTA	Pct	O	D	Tot	Avg	PF	FO	A	TO	Blk	Stl	Pts	Avg
MISSISSIPPI VALLEY	11/25/20	DNP-Inj																						
NORTH TEXAS	1/28/20	DNP-Inj																						
UT ARLINGTON	12/02/20	DNP-Inj																						
LIPSCOMB	12/05/20	DNP-Inj																						
SOUTHERN U.	12/09/20	DNP-Inj																						
CENTRAL ARKANSAS	12/12/20	DNP-Inj																						
ORAL ROBERTS	12/20/20	DNP-Inj																						
ABILENE CHRISTIAN	12/22/20	DNP-Inj																						
at Auburn	12/30/20	DNP-Inj																						
MISSOURI	01/02/21	DNP-Inj																						
at Tennessee	01/06/21	DNP-Inj																						
GEORGIA	01/09/21	DNP-Inj																						
at LSU	01/13/21	DNP-Inj																						
at Alabama	01/16/21	DNP-Inj																						
AUBURN	01/20/21	DNP-Inj																						
at Vanderbilt	01/23/21	DNP-Inj																						
OLE MISS	01/27/21	DNP-Inj																						
at Oklahoma State	01/30/21	DNP-Inj																						
MISSISSIPPI STATE	02/02/21	DNP-Inj																						
at Kentucky	02/09/21	DNP-Inj																						
at Missouri	02/13/21	DNP-Inj																						
FLORIDA	02/16/21	DNP																						
ALABAMA	02/24/21	DNP																						
LSU	02/27/21	DNP																						
at South Carolina	03/02/21	2		0	0	.000	0	0	.000	0	0	.000	0	1	1	1.0	0	0	0	0	0	0	0	0.0
TEXAS A&M	03/06/21	DNP																						
vs Missouri	03/12/21	DNP																						
vs LSU	03/13/21	DNP																						
Totals		0	2	0	0	.000	0	0	.000	0	0	.000	0	1	1	1.0	0	0	0	0	0	0	0	0.0

## ABAYOMI IYIOLA CAREER STATISTICS

Year	GP	GS	Min	Avg	FG	FGA	Pct	3FG	3FGA	Pct	FT	FTA	Pct	Off	Def	Tot	Avg	PF	FO	Ast	TO	Blk	Stl	Pts	Avg
2017-18 (STET)	32	8	616	19.3	139	268	.519	0	3	.000	44	65	.677	77	122	199	6.2	97	3	5	35	21	16	322	10.1
2018-19 (STET)	31	31	709	22.9	135	279	.484	1	8	.125	63	86	.733	85	150	235	7.6	88	3	14	40	37	30	334	10.8
2019-20 - REDSHIRTED																									
2020-21 (ARK)	1	0	2	2.0	0	0	.000	0	0	.000	0	0	.000	0	1	1	1.0	0	0	0	0	0	0	0	0.0
TOTAL	64	39	1327	20.7	274	547	.501	1	11	.091	107	151	.709	162	273	435	6.8	185	36	19	75	58	46	656	10.3

## PERSONAL BESTS

**POINTS**  
Season:  
Career: 40 vs Florida Memorial (11/21/18)  
SEC:

**FG MADE**  
Season:  
Career: 16 vs Florida Memorial (11/21/18)  
SEC:

**FG ATTEMPTED**  
Season:  
Career: 23 at NC State (12/22/17)  
SEC:

**3-POINT FG MADE**  
Season:  
Career: 5 (6x) last vs FGCU (03/01/19)  
SEC:

**3-PT FG ATTEMPTS**  
Season:  
Career: 14 vs FGCU (03/01/19)  
SEC:

**FT MADE**  
Season:  
Career: 6 (5x) last at North Florida (01/24/19)  
SEC:

**FT ATTEMPTED**  
Season:  
Career: 9 vs Bethune-Cookman (11/30/17)  
SEC:

**REBOUNDS**  
Season:  
Career: 14 vs Stetson (01/30/19)  
SEC:

**ASSISTS**  
Season:  
Career: 10 at Kennesaw State (01/09/19)  
SEC:

**STEALS**  
Season:  
Career: 5 (2x) at FGCU (02/02/19)  
SEC:

**BLOCKED SHOTS**  
Season:  
Career: 3 (3x) last vs North Florida (02/20/19)  
SEC:

**MINUTES**  
Season:  
Career: 46 vs Gardner-Webb (11/26/17)  
SEC:





# CONNOR VANOVER

R-So. | F | 7-3 | 247

Little Rock, Ark. | California

23

@Vanover\_Connor

@cv\_23

- Born: June 23, 1999 in Little Rock
- Parents: Chris and Robyn Vanover
- Mother played for UA women's basketball (1986-89) and led team in blocked shots 3x
- Has two older brothers, twins Brandon (7-0) and Justin (7-1)
- Rated the 44th-best "Sit-Out" Transfer in the Nation by ESPN.com

## • Rated the 44th-best "Sit-Out" Transfer in the Nation by ESPN.com for the 2020-21 season.

• Played one season at Cal ... Averaged 12.8 points and 5.0 rebounds over his final 10 games ... Included in the 10-game span was a career-high 24 points versus Stanford and eight boards against Southern California ... Led the team with 35 blocked shots and shot 35.5 percent from 3-point range (27-of-76).

• Coach Musselman said his play at Auburn in the SEC opener was "his best overall game" ... Also praised for his effort in the win over Ole Miss.

## • Has only missed one free throw this season (his 20th attempt) and is 20-of-21 for the season.

• Had six blocks vs North Texas — Over the last 10 regular-season games, had 25 blocked shots (2.5 avg.) including 5 vs Ole Miss • 5 at Ok State • 4 at USC

• 5th SEC / 35th NCAA in blocked shots (1.82) ... 26th in NCAA / 3rd SEC in total blocked shots (5.1)

• On a per 40 minute basis, averages 15.4 pts • 7 rebounds • 4.3 blocks

• Starting with SEC play, made just 4 of his first 21 (19%) from 3-point range ... LAST 11 GMS: 9-of-25 (36%)

## 2020-21 HIGHLIGHTS:

- Had a game-high 23 points — one shy of his career high — and tied a then career-high with eight rebounds ... Drained 4-of-5 from 3-point range and added three blocked shots ... 23 pts ties for 3rd-best production by a Razorback in his debut since 1980.
- Only scored six points, but had a career-high 16 rebounds and tied his career-high with six blocked shots ... Only Razorback on record to have as many as 16 rebounds and six blocked shots in a game ... Only SEC player to have 16 and 6 since in a game since Kentucky's Anthony Davis had 16 and 6 (ironically with just six points too) in the 2012 national championship game.
- Scored 12 points in just 12 minutes versus UT Arlington, making 5-of-6 shots, including 2-of-3 from 3-point range.
- Was just 2-of-8 from the field (all 3-pointers) versus Lipscomb but had a game-high nine rebounds with four blocked shots in just 15 minutes played.
- Only scored three points vs Southern (a 3-pointer) but had nine rebounds (all defensive) with three blocked shots and a career-high three steals.
- Had his second career double-digit rebound game with 10 versus Central Arkansas (nine defensive) ... Added nine points and two blocked shots.
- Pumped in 17 points, making 6-of-6 from the free throw line, at Auburn with five rebounds.
- Contributed 12 points and seven rebounds at Tennessee, making 5-of-9 FG and 1-of-3 3PT.
- In the win vs Ole Miss, only scored eight points, but effected the game in many ways ... Had a team-best seven rebounds (only had 10 in previous five games) and blocked five shots (only had five in his previous 10 games) ... Played all 20 minutes of the second half and 28:45 for the game (only played 40 total minutes his previous five games including 18 at Vandy).
- For the second straight game, had five blocked shots (all in the second half) at Oklahoma State.
- Led Arkansas with 13 points versus Mississippi State, adding eight rebounds, three blocked shots and two steals ... Played all 20 minutes of the second half with 11 points, six boards, both steals and all three blocked shots.
- Made four field goals and scored 12 points at Kentucky ... Sank 2-of-4 3-pointers and had two dunks ... Snapped an eight-game streak with no free throws by going 2-of-2 ... Recorded two blocked shots.
- Had 12 points and two blocked shots at Missouri ... Struggled early (zero stats in 4:07 playing time in the first half) ... Played 18:26 of the second half and scored all 12 of his points (5-of-6 shooting overall and 2-of-3 from 3-point range) with two assists.
- Was a strong presence in the middle at South Carolina with six rebounds and four blocked shots.

## CONNOR VANOVER 2020-21 GAME STATS

Opponent	Date	GS	Min	FG	FGA	Pct	3FG	3A	Pct	FT	FTA	Pct	O	D	Tot	Avg	PF	FO	A	TO	Blk	Stl	Pts	Avg	
MISSISSIPPI VALLEY	11/25/20		19	8	11	.727	4	5	.800	3	3	1.000	3	5	8	8.0	0	0	0	0	3	0	23	23.0	
NORTH TEXAS	11/28/20	*	34	3	4	.750	0	1	.000	0	0	.000	2	14	16	12.0	2	0	2	2	6	0	6	14.5	
UT ARLINGTON	12/02/20	*	12	5	6	.833	2	3	.667	0	0	.000	1	1	2	8.7	1	0	0	0	2	1	12	13.7	
LIPSCOMB	12/05/20	*	15	2	8	.250	2	8	.250	0	0	.000	0	9	9	8.8	0	0	1	0	4	1	6	11.8	
SOUTHERN U.	12/09/20	*	20	1	4	.250	1	3	.333	0	0	.000	0	9	9	8.8	1	0	0	0	3	3	3	10.0	
CENTRAL ARKANSAS	12/12/20	*	27	4	8	.500	1	2	.500	0	0	.000	1	9	10	9.0	1	0	0	1	2	0	9	9.8	
ORAL ROBERTS	12/20/20	*	9	1	5	.200	1	3	.333	0	0	.000	1	2	3	8.1	0	0	0	0	0	0	3	8.9	
ABILENE CHRISTIAN	12/22/20	*	26	2	5	.400	0	2	.000	3	3	1.000	1	3	4	7.6	2	0	2	1	0	0	7	8.6	
at Auburn	12/30/20	*	26	5	11	.455	1	6	.167	6	6	1.000	3	2	5	7.3	3	0	0	0	1	1	17	9.6	
MISSOURI	01/02/21	*	20	0	11	.000	0	5	.000	4	4	1.000	2	5	7	7.3	3	0	2	0	2	2	4	9.0	
at Tennessee	01/06/21	*	27	5	9	.556	1	3	.333	1	1	1.000	2	5	7	7.3	4	0	0	0	1	0	12	9.3	
GEORGIA	01/09/21	*	3	0	0	.000	0	0	.000	0	0	.000	1	1	2	6.8	0	0	0	1	0	0	0	8.5	
at LSU	01/13/21	*	8	1	3	.333	1	2	.500	0	0	.000	1	1	2	6.5	1	0	0	0	0	0	3	8.1	
at Alabama	01/16/21	*	2	0	0	.000	0	0	.000	0	0	.000	0	0	0	6.0	0	0	0	0	0	0	0	7.5	
AUBURN	01/20/21	*	9	1	3	.333	0	1	.000	0	0	.000	0	3	3	5.8	0	0	0	0	0	0	2	7.1	
at Vanderbilt	01/23/21	*	18	2	3	.667	1	2	.500	0	0	.000	0	3	3	5.6	0	0	1	1	0	0	5	7.0	
OLE MISS	01/27/21	*	29	4	8	.500	0	2	.000	0	0	.000	2	5	7	5.7	3	0	1	1	5	0	8	7.1	
at Oklahoma State	01/30/21	*	26	4	9	.444	1	4	.250	0	0	.000	1	3	4	5.6	1	0	0	3	5	1	9	7.2	
MISSISSIPPI STATE	02/02/21	*	29	6	11	.545	1	4	.250	0	0	.000	3	5	8	5.7	4	0	2	3	3	2	13	7.5	
at Kentucky	02/09/21	*	17	4	7	.571	2	4	.500	2	2	1.000	0	4	4	5.7	2	0	0	0	2	0	12	7.7	
at Missouri	02/13/21	*	25	5	7	.714	2	4	.500	0	0	.000	1	3	4	5.6	3	0	2	3	2	0	12	7.9	
FLORIDA	02/16/21	*	17	3	7	.429	1	2	.500	1	2	.500	2	1	3	5.5	3	0	0	1	2	1	8	7.9	
ALABAMA	02/24/21	*	10	1	3	.333	0	1	.000	0	0	.000	0	1	1	5.3	1	0	0	1	1	0	2	7.7	
LSU	02/27/21	*	6	0	0	.000	0	0	.000	0	0	.000	0	1	1	5.1	0	0	0	0	1	0	0	7.3	
at South Carolina	03/02/21	*	20	1	5	.200	1	3	.333	0	0	.000	0	6	6	5.1	1	0	1	1	4	0	3	7.2	
TEXAS A&M	03/06/21	*	12	2	3	.667	1	2	.500	0	0	.000	0	2	2	5.0	0	0	0	1	0	1	5	7.1	
vs Missouri	03/12/21	*	8	0	0	.000	0	0	.000	0	0	.000	0	1	1	4.9	1	0	0	1	0	0	0	6.8	
vs LSU	03/13/21	*	5	0	3	.000	0	2	.000	0	0	.000	0	0	0	4.7	0	0	0	0	1	0	0	6.6	
Totals			26	479	70	154	.455	24	74	.324	20	21	.952	27	104	131	4.7	37	0	14	21	51	13	184	6.6

• Led his team in Pts: .....	3
• Led his team in Rebs: .....	7
• CAREER: Double-figure Pts: .....	14
Double-figure rebs: .....	2
20-pt gms: .....	2
Gms with a 3 PT FG: .....	29
Gms with 3+ 3PT FG: .....	2
Gms with 3+ Blks: .....	12

## PLAYERS IN THE NCAA WITH 50+ BLOCKS AND 20+ 3'S MADE

Connor Vanover, ARK	51 blocks	24 3's
Hayden Koval, UNCG	65 blocks	26 3's
Jay Huff, UVA	62 blocks	28 3's

Vanover the first Arkansas player with 50+ blocks and 20+ 3's made in a season. Only nine other Hogs have reached those levels in an entire career: (HogStats.com)

Carl Baker (54 BLK • 29 3's)	Todd Day (102 BLK • 226 3's)
Ron Huery (70 BLK • 94 3's)	Vincent Hunter (79 BLK • 32 3's)
Bobby Portis (104 BLK • 23 3's)	Marshawn Powell (96 BLK • 42 3's)
Michael Qualls (55 BLK • 103 3's)	Darnell Robinson (62 BLK • 28 3's)
Mike Washington (107 BLK • 22 3's)	

## PERSONAL BESTS

POINTS	
Season: 23	vs Mississippi Valley State (11/25/20)
Career: 24	at Stanford (03/07/19)
SEC: 17	at Auburn (12/30/20)

FG MADE	
Season: 8	vs Mississippi Valley State (11/25/20)
Career: 9	at Stanford (03/07/19)
SEC: 6	vs Mississippi State (02/02/21)

FG ATTEMPTED	
Season: 11 (4x)	last vs Mississippi State (02/02/21)
Career: 15	vs Washington (02/28/19)
SEC: 11 (3x)	last vs Mississippi State (02/02/21)

3-POINT FG MADE	
Season: 4	vs Mississippi Valley State (11/25/20)
Career: 5	at Stanford (03/07/19)
SEC: 2 (2x)	last at Missouri (02/13/21)

3-PT FG ATTEMPTS	
Season: 8	vs Lipscomb (12/05/20)
Career: 8	vs Lipscomb (12/05/20)
SEC: 6	at Auburn (12/30/20)

FT MADE	
Season: 6	at Auburn (12/30/20)
Career: 6	at Auburn (12/30/20)
SEC: 6	at Auburn (12/30/20)

FT ATTEMPTED	
Season: 6	at Auburn (12/30/20)
Career: 6	at Auburn (12/30/20)
SEC: 6	at Auburn (12/30/20)

REBOUNDS	
Season: 16	vs North Texas (11/28/20)
Career: 16	vs North Texas (11/28/20)
SEC: 8	vs Mississippi State (02/02/21)

ASSISTS	
Season: 2 (5x)	last at Missouri (02/13/21)
Career: 2 (7x)	last at Missouri (02/13/21)
SEC: 2 (2x)	last at Missouri (02/13/21)

STEALS	
Season: 3	vs Southern (12/09/20)
Career: 3	vs Southern (12/09/20)
SEC: 2 (2x)	last vs Mississippi State (02/02/21)

BLOCKED SHOTS	
Season: 6	vs North Texas (11/28/20)
Career: 6 (2x)	last vs North Texas (11/28/20)
SEC: 5	vs Ole Miss (01/27/21)

MINUTES	
Season: 34:05	vs North Texas (11/28/20)
Career: 34:05	vs North Texas (11/28/20)
SEC: 28:45	at Auburn (12/30/20)

## CONNOR VANOVER CAREER STATISTICS

Year	GP	GS	Min	Avg	FG	FGA	Pct	3FG	3FGA	Pct	FT	FTA	Pct	Off	Def	Tot	Avg	PF	FO	Ast	TO	Blk	Stl	Pts	Avg
2018-19 (CAL)	28	15	491	17.5	83	177	.469	27	76	.355	16	24	.667	21	62	83	3.0	38	2	5	18	35	7	209	7.5
2019-20 - REDSHIRTED																									
2020-21 (ARK)	28	26	479	17.1	70	154	.455	24	74	.324	20	21	.952	27	104	131	4.7	37	0	14	21	51	13	184	6.6
TOTAL	56	41	970	17.3	153	331	.462	51	150	.340	36	45	.800	48	166	214	3.8	75	2	19	39	86	20	393	7.0



# ETHAN HENDERSON

Jr. | F | 6-8 | 210

Little Rock, Ark. | Parkview Magnet HS

**24**

@kvng44

@kvng44

- Has been productive in his limited playing time.
- On a per 40-minute basis, averages 8.1 points, .8 rebounds and 4.6 blocked shots.
- Of his 10 field goals made, seven are dunks ... For his career: 27 FG made with 16 dunks
- Has 12 blocked shots for the season — 5 in two games vs Alabama (3 there and 2 here) and five at the SEC Tournament (2 vs Mizzou and 3 vs LSU)

- Born: Feb. 14, 2000 in Little Rock
- His ultimate pick-up game would be his team (with Kobe, LeBron, Shaq & Kyrie) vs. Stephen, Magic, Stockton, The Admiral & Kareem.
- If he could play with any former Razorback it would be Scottie Thurman.

- Led the Razorbacks in Rebs: .....2
- Double-figure Pts: .....1

## 2020-21 HIGHLIGHTS:

- Had a productive 15:31 minutes played at Alabama with four rebounds and a season-high three blocked shots.
- Also played well in the win over Alabama ... Had two points, two rebounds, an assist and two blocked shots in 7:33.
- Provided a spark in the first half in the SEC quarterfinal win over Missouri ... Played strong defense, making two shots (both dunks) with two blocked shots.
- Rewarded by playing a season-high 26:24 in the SEC semifinals versus LSU ... Was 2-of-4 shooting (both dunks) with a season-high seven rebounds and three blocked shots.

## ETHAN HENDERSON 2020-21 GAME STATS

Opponent	Date	GS	Min	FG	FGA	Pct	3FG	3A	Pct	FT	FTA	Pct	O	D	Tot	Avg	PF	FO	A	TO	Blk	Stl	Pts	Avg
MISSISSIPPI VALLEY	11/25/20	7	1	1	1.000		0	0	.000	0	0	.000	2	1	3	3.0	1	0	0	0	1	0	2	2.0
NORTH TEXAS	1/28/21	DNP																						
UT ARLINGTON	12/02/20	DNP																						
LIPSCOMB	12/05/20	14	2	3	.667		0	0	.000	0	0	.000	1	3	4	3.5	1	0	0	0	1	0	4	3.0
SOUTHERN U.	12/09/20	5	0	0	.000		0	0	.000	0	0	.000	1	1	2	3.0	0	0	0	0	0	0	0	2.0
CENTRAL ARKANSAS	12/12/20	DNP																						
ORAL ROBERTS	12/20/20	DNP																						
ABILENE CHRISTIAN	12/22/20	DNP																						
at Auburn	12/30/20	1	0	0	.000		0	0	.000	0	0	.000	0	0	0	2.3	1	0	0	0	0	0	0	1.5
MISSOURI	01/02/21	3	0	0	.000		0	0	.000	1	2	.500	0	0	0	1.8	0	0	0	0	0	0	1	1.4
at Tennessee	01/06/21	3	0	0	.000		0	0	.000	0	0	.000	0	0	0	1.5	0	0	0	1	0	0	0	1.2
GEORGIA	01/09/21	2	1	1	1.000		0	0	.000	0	0	.000	1	0	1	1.4	0	0	0	0	0	0	2	1.3
at LSU	01/13/21	3	0	0	.000		0	0	.000	0	0	.000	0	0	0	1.3	1	0	0	0	0	0	0	1.1
at Alabama	01/16/21	15	1	2	.500		0	0	.000	0	0	.000	2	2	4	1.6	1	0	0	1	3	0	2	1.2
AUBURN	01/20/21	2	0	0	.000		0	0	.000	0	0	.000	0	0	0	1.4	1	0	0	0	0	0	0	1.1
at Vanderbilt	01/23/21	DNP																						
OLE MISS	01/27/21	DNP																						
at Oklahoma State	01/30/21	DNP																						
MISSISSIPPI STATE	02/02/21	0	0	0	.000		0	0	.000	0	0	.000	0	0	0	1.3	0	0	0	0	0	0	0	1.0
at Kentucky	02/09/21	DNP																						
at Missouri	02/13/21	DNP																						
FLORIDA	02/16/21	DNP																						
ALABAMA	02/24/21	8	1	1	1.000		0	0	.000	0	2	.000	1	1	2	1.3	0	0	1	0	2	0	2	1.1
LSU	02/27/21	DNP																						
at South Carolina	03/02/21	6	0	0	.000		0	0	.000	0	0	.000	0	0	0	1.2	2	0	0	0	0	0	0	1.0
TEXAS A&M	03/06/21	DNP																						
vs Missouri	03/12/21	9	2	2	1.000		0	0	.000	0	0	.000	0	0	0	1.1	3	0	0	0	2	0	4	1.2
vs LSU	03/13/21	26	2	4	.500		0	0	.000	0	0	.000	4	3	7	1.5	2	0	1	1	3	0	4	1.4
<b>Totals</b>		<b>0</b>	<b>104</b>	<b>10</b>	<b>14</b>	<b>.714</b>	<b>0</b>	<b>0</b>	<b>.000</b>	<b>1</b>	<b>4</b>	<b>.250</b>	<b>12</b>	<b>11</b>	<b>23</b>	<b>1.5</b>	<b>13</b>	<b>0</b>	<b>2</b>	<b>3</b>	<b>12</b>	<b>0</b>	<b>21</b>	<b>1.4</b>

## ETHAN HENDERSON CAREER STATISTICS

Year	GP	GS	Min	Avg	FG	FGA	Pct	3FG	3FGA	Pct	FT	FTA	Pct	Off	Def	Tot	Avg	PF	FO	Ass	TO	Blk	Stl	Pts	Avg
2018-19	12	0	51	4.3	5	10	.500	0	0	.000	1	3	.333	3	9	12	1.0	6	0	1	3	2	3	11	0.9
2019-20	20	6	184	9.2	12	21	.571	0	0	.000	7	17	.412	16	30	46	2.3	32	1	4	2	16	4	31	1.6
2020-21	15	0	104	6.9	10	14	.714	0	0	.000	1	4	.250	12	11	23	1.5	13	0	2	3	12	0	21	1.4
<b>TOTAL</b>	<b>47</b>	<b>6</b>	<b>339</b>	<b>7.2</b>	<b>27</b>	<b>45</b>	<b>.600</b>	<b>0</b>	<b>0</b>	<b>.000</b>	<b>9</b>	<b>24</b>	<b>.375</b>	<b>31</b>	<b>50</b>	<b>81</b>	<b>1.7</b>	<b>51</b>	<b>1</b>	<b>7</b>	<b>8</b>	<b>30</b>	<b>7</b>	<b>63</b>	<b>1.3</b>

## PERSONAL BESTS

### POINTS

Season: 4 (3x) last vs LSU (03/13/21)  
Career: 10 vs LSU (03/04/20)  
SEC: 10 vs LSU (03/04/20)

### FG MADE

Season: 2 (3x) last vs LSU (03/13/21)  
Career: 3 (3x) last vs LSU (03/04/20)  
SEC: 3 (2x) last vs LSU (03/04/20)

### FG ATTEMPTED

Season: 4 vs LSU (03/13/21)  
Career: 6 at Providence (03/19/19)  
SEC: 4 at Florida (02/18/20)

### 3-POINT FG MADE

Career: ---

### 3-PT FG ATTEMPTS

Career: ---

### FT MADE

Season: 1 vs Missouri (01/02/21)  
Career: 4 vs LSU (03/04/20)  
SEC: 4 vs LSU (03/04/20)

### FT ATTEMPTED

Season: 3 vs Missouri (01/02/21)  
Career: 9 vs LSU (03/04/20)  
SEC: 9 vs LSU (03/04/20)

### REBOUNDS

Season: 7 vs LSU (03/13/21)  
Career: 9 vs Tennessee (02/26/20)  
SEC: 9 vs Tennessee (02/26/20)

### ASSISTS

Season: 1 (2x) last vs LSU (03/13/21)  
Career: 2 at Texas A&M (03/07/20)  
SEC: 2 at Texas A&M (03/07/20)

### STEALS

Season: -  
Career: 2 at Tennessee (01/15/19)  
SEC: 2 at Tennessee (01/15/19)

### BLOCKED SHOTS

Season: 3 (2x) last vs LSU (03/13/21)  
Career: 4 at Texas A&M (03/07/20)  
SEC: 4 at Texas A&M (03/07/20)

### MINUTES

Season: 26:24 vs LSU (03/13/21)  
Career: 29:53 vs Tennessee (02/26/20)  
SEC: 29:53 vs Tennessee (02/26/20)



# ARKANSAS RAZORBACKS

## 2020-21 SEASON RESULTS & LEADERS

RECORD:	OVERALL	HOME	AWAY	NEUTRAL
ALL GAMES	22-6	16-1	5-4	1-1
CONFERENCE	13-4	8-1	5-3	0-0
NON-CONFERENCE	9-2	8-0	0-1	1-1

DATE	TIME (CT)	R A N K	OPPONENT	TV	RESULT	ATTEND	RECORD	(SEC)	HIGH POINTS	HIGH REBOUNDS
11/25/20	6:30 pm	— —	MISSISSIPPI VALLEY	SEC Network Plus	W 142-62	# 4400	1-0	--	(23)Connor Vanover	(10)Jaylin Williams
11/28/20	6:30 pm	— —	NORTH TEXAS	SEC Network Plus	W 69-54	# 4400	2-0	--	(18)Justin Smith	(16)Connor Vanover
12/02/20	8:00 pm	— —	UT ARLINGTON	SEC Network	W 72-60	# 4400	3-0	--	(24)Moses Moody (9)Justin Smith	(9)Moses Moody
12/05/20	4:00 pm	— —	LIPSCOMB	SEC Network	W 86-50	4266	4-0	--	(18)Moses Moody	(9)Connor Vanover
12/09/20	7:00 pm	+ —	SOUTHERN U.	SEC Network Plus	W 79-44	3256	5-0	--	(14)Davonte Davis	(9)Connor Vanover
12/12/20	7:00 pm	— —	CENTRAL ARKANSAS	SEC Network Alt.	W 100-75	4189	6-0	--	(22)JD Notae	(10)Connor Vanover
12/20/20	1:00 pm	— —	ORAL ROBERTS	SEC Network	W 87-76	4201	7-0	--	(22)Justin Smith	(17)Justin Smith
12/22/20	4:00 pm	— —	ABILENE CHRISTIAN	SEC Network	W 85-72	4110	8-0	--	(21)Moses Moody	(10)Justin Smith
12/30/20	6:00 pm	* —	at Auburn	ESPN2	W 97-85	1824	9-0	1-0	(23)Desi Sills	(6)Desi Sills (6)Moses Moody
01/02/21	11:00 am	* —	12/12 MISSOURI	CBS	68-81 L	# 4400	9-1	1-1	(19)JD Notae	(10)Moses Moody
01/06/21	7:00 pm	* —	9/8 at Tennessee	ESPN2	74-79 L	4191	9-2	1-2	(19)JD Notae	(9)Vance Jackson Jr.
01/09/21	2:30 pm	* —	GEORGIA	SEC Network	W 99-69	# 4400	10-2	2-2	(25)Moses Moody	(9)Jaylin Williams
01/13/21	6:00 pm	* —	at LSU	ESPN2	76-92 L	2540	10-3	2-3	(22)JD Notae	(10)Jaylin Williams
01/16/21	2:30 pm	* —	-/24 at Alabama	SEC Network	59-90 L	2055	10-4	2-4	(28)Moses Moody	(9)Moses Moody
01/20/21	8:00 pm	* —	AUBURN	SEC Network	W 75-73	# 4400	11-4	3-4	(22)Desi Sills	(7)Jaylin Williams
01/23/21	12:00 pm	* —	at Vanderbilt	SEC Network	W 92-71	83	12-4	4-4	(26)Moses Moody	(8)Moses Moody
01/27/21	7:30 pm	* —	OLE MISS	SEC Network	W 74-59	# 4400	13-4	5-4	(19)JD Notae	(7)Connor Vanover
01/30/21	3:00 pm	% —	at Oklahoma State	ESPN2	77-81 L	3350	13-5	--	(18)Justin Smith	(7)Justin Smith
02/02/21	8:00 pm	* —	MISSISSIPPI STATE	SEC Network	W 61-45	# 4400	14-5	6-4	(13)Moses Moody (13)Connor Vanover	(10)Justin Smith
02/09/21	7:00 pm	* —	at Kentucky	ESPN	W 81-80	3075	15-5	7-4	(15)Jalen Tate	(7)Moses Moody (7)Jaylin Williams
02/13/21	3:00 pm	* —	10/10 at Missouri	ESPN2	(OT) W 86-81	3111	16.5	8-4	(19)Justin Smith	(6)Justin Smith
02/16/21	6:00 pm	* 24/-	FLORIDA	ESPN2	W 75-64	# 4400	17-5	9-4	(18)Davonte Davis	(10)Jaylin Williams
02/24/21	8:00 pm	* 20/20	6/7 ALABAMA	ESPN2	W 81-66	# 4400	18-5	10-4	(24)Moses Moody	(12)Justin Smith
02/27/21	1:00 pm	* 20/20	LSU	ESPN2	W 83-75	# 4400	19-5	11-4	(19)Justin Smith	(10)Justin Smith
03/02/21	6:30 pm	* 12/13	at South Carolina	SEC Network	W 101-73	3193	20-5	12-4	(28)Moses Moody	(8)Justin Smith (8)Davonte Davis
03/06/21	4:00 pm	* 12/13	TEXAS A&M	SEC Network	W 87-80	# 4400	21-5	13-4	(28)Moses Moody	(7)Jalen Tate
03/12/21	6:00 pm	^ 8/8	vs Missouri	SEC Network	W 70-64	2155	22-5	--	(27)JD Notae	(8)Justin Smith (8)Moses Moody
03/13/21	2:00 pm	^ 8/8	vs LSU	ESPN	71-78 L	3164	22-6	--	(28)Moses Moody	(9)Moses Moody

Home Games in CAPS | \* - Southeastern Conference game | % - Big 12/SEC Challenge | ^ - SEC Tournament (Nashville, Tenn. - Bridgestone Arena) | + = NCAA Championship  
 + - game was added after Tulsa game (Dec. 10) was canceled due to Tulsa's COVID-19 protocols  
 # - sellout due COVID-19 protocols, arena has limited capacity requirements

ATTENDANCE SUMMARY	GAMES	TOTALS	AVG/GAME
HOME	17	72822	4284
AWAY	9	23422	2602
NEUTRAL	0	0	0
TOTAL	26	96244	3702

### FALL ACADEMIC HONORS

#### AD's Honor Roll (3.50-3.99)

Justin Smith  
Moses Moody

#### Departmental Honor Roll (3.00-3.49)

Brandon Kimble  
Davonte Davis  
Desi Sills  
Emeka Obukwelu  
Jaylin Williams  
Khalen Robinson

# ARKANSAS RAZORBACKS

## 2020-21 COMBINED REPORT

RECORD:	OVERALL	HOME	AWAY	NEUTRAL
ALL GAMES	22-6	16-1	5-4	1-1
CONFERENCE	13-4	8-1	5-3	0-0
NON-CONFERENCE	9-2	8-0	0-1	1-1

##	Player	GP	GS	Min	Avg	• TOTAL •			• 3-PTS •			• REBOUNDS •				PF FO		A TO Blk Stl					Pts Avg			
						FG	FGA	Pct	3FG	FGA	Pct	FT	FTA	Pct	Off										Def	Tot
5	Moses Moody	28	28	937	33.5	149	337	.442	55	145	.379	134	164	.817	59	107	166	5.9	63	0	49	45	17	31	487	17.4
1	JD Notae	28	1	638	22.8	119	308	.386	49	148	.331	84	109	.771	15	74	89	3.2	38	1	58	58	10	41	371	13.3
0	Justin Smith	24	24	741	30.9	131	242	.541	5	23	.217	45	76	.592	73	92	165	6.9	51	1	42	46	14	26	312	13.0
11	Jalen Tate	28	28	804	28.7	112	226	.496	23	67	.343	43	65	.662	28	77	105	3.8	83	4	109	74	12	32	290	10.4
3	Desi Sills	28	15	590	21.1	80	182	.440	27	81	.333	45	64	.703	19	55	74	2.6	48	1	42	32	6	28	232	8.3
4	Davonte Davis	26	13	581	22.3	83	177	.469	2	10	.200	29	39	.744	29	79	108	4.2	60	0	56	39	3	32	197	7.6
23	Connor Vanover	28	26	479	17.1	70	154	.455	24	74	.324	20	21	.952	27	104	131	4.7	37	0	14	21	51	13	184	6.6
10	Jaylin Williams	22	2	342	15.5	28	56	.500	7	22	.318	22	29	.759	24	77	101	4.6	43	1	17	21	17	12	85	3.9
2	Vance Jackson Jr.	26	3	300	11.5	34	95	.358	23	65	.354	8	14	.571	10	43	53	2.0	22	0	18	13	2	8	99	3.8
12	Khalen Robinson	11	0	92	8.4	9	21	.429	5	12	.417	6	8	.750	0	10	10	0.9	16	1	11	6	1	3	29	2.6
24	Ethan Henderson	15	0	104	6.9	10	14	.714	0	0	.000	1	4	.250	12	11	23	1.5	13	0	2	3	12	0	21	1.4
13	Emeka Obukwelu	5	0	8	1.6	0	1	.000	0	1	.000	0	0	.000	0	1	1	0.2	0	0	1	0	0	0	0	0.0
33	Bryson Morehead	3	0	2	0.7	0	1	.000	0	1	.000	0	0	.000	0	0	0	0.0	0	0	0	0	0	0	0	0.0
22	Abayomi Iyiola	1	0	2	2.0	0	0	.000	0	0	.000	0	0	.000	0	1	1	1.0	0	0	0	0	0	0	0	0.0
14	Brandon Kimble	4	0	5	1.3	0	0	.000	0	0	.000	0	0	.000	0	1	1	0.3	0	0	0	1	0	0	0	0.0
TEAM.....															39	52	91	3.3	0		9				0	
The Razorbacks....		28				825	1814	.455	220	649	.339	437	593	.737	335	784	1119	40.0	474	9	419	368	145	226	2307	82.4
Opponents.....		28				712	1716	.415	210	645	.326	345	503	.686	279	721	1000	35.7	529	16	331	430	102	189	1979	70.7

### Team Statistics

	ARK	OPP
<b>SCORING</b>	<b>2307</b>	<b>1979</b>
Points per game	82.4	70.7
Scoring margin	+11.7	-
<b>FIELD GOALS-ATT</b>	<b>825-1814</b>	<b>712-1716</b>
Field goal pct	.455	.415
<b>3 POINT FG-ATT</b>	<b>220-649</b>	<b>210-645</b>
3-point FG pct	.339	.326
3-pt FG made per game	7.9	7.5
<b>FREE THROWS-ATT</b>	<b>437-593</b>	<b>345-503</b>
Free throw pct	.737	.686
F-Throws made per game	15.6	12.3
<b>REBOUNDS</b>	<b>1119</b>	<b>1000</b>
Rebounds per game	40.0	35.7
Rebounding margin	+4.3	-
<b>ASSISTS</b>	<b>419</b>	<b>331</b>
Assists per game	15.0	11.8
<b>TURNOVERS</b>	<b>368</b>	<b>430</b>
Turnovers per game	13.1	15.4
Turnover margin	+2.2	-
Assist/turnover ratio	1.1	0.8
<b>STEALS</b>	<b>226</b>	<b>189</b>
Steals per game	8.1	6.8
<b>BLOCKS</b>	<b>145</b>	<b>102</b>
Blocks per game	5.2	3.6
<b>ATTENDANCE</b>	<b>72822</b>	<b>28741</b>
Home games-Avg/Game	17-4284	9-2602
Neutral site-Avg/Game	-	2-2660

SCORE BY PERIODS:	1st	2nd	OT	Total
Arkansas	1068	1226	13	2307
Opponents	961	1010	8	1979

Date	Ark. Rank	Opponent	Result	Score	Attend
11/25/20		MISSISSIPPI VALLEY	W	142-62	# 4400
11/28/20		NORTH TEXAS	W	69-54	# 4400
12/02/20		UT ARLINGTON	W	72-60	# 4400
12/05/20		LIPSCOMB	W	86-50	4266
12/09/20		SOUTHERN U.	W	79-44	3256
12/12/20		CENTRAL ARKANSAS	W	100-75	4189
12/20/20		ORAL ROBERTS	W	87-76	4201
12/22/20		ABILENE CHRISTIAN	W	85-72	4110
* 12/30/20		at Auburn	W	97-85	1824
* 01/02/21		#12 MISSOURI	L	68-81	# 4400
* 01/06/21		at #9 Tennessee	L	74-79	4191
* 01/09/21		GEORGIA	W	99-69	# 4400
* 01/13/21		at LSU	L	76-92	2540
* 01/16/21		at #24 Alabama	L	59-90	2055
* 01/20/21		AUBURN	W	75-73	# 4400
* 01/23/21		at Vanderbilt	W	92-71	83
* 01/27/21		OLE MISS	W	74-59	# 4400
% 01/30/21		at Oklahoma State	L	77-81	3350
* 02/02/21		MISSISSIPPI STATE	W	61-45	# 4400
* 02/09/21		at Kentucky	W	81-80	3075
* 02/13/21		at #10 Missouri	WOT	86-81	3111
* 02/16/21	24/--	FLORIDA	W	75-64	# 4400
* 02/24/21	20/20	#6 ALABAMA	W	81-66	# 4400
* 02/27/21	20/20	LSU	W	83-75	# 4400
* 03/02/21	12/13	at South Carolina	W	101-73	3193
* 03/06/21	12/13	TEXAS A&M	W	87-80	4400
^ 03/12/21	8/8	vs Missouri	W	70-64	2155
^ 03/13/21	8/8	vs LSU	L	71-78	3164

\* = SEC game    % = SEC/Big 12 Challenge  
 ^ = SEC Tournament (Nashville, Tenn.)  
 # - Sellout



# ARKANSAS RAZORBACKS

## 2020-21 GAME HIGHS IN...

Opponent	DATE	SCORE	RESULT	POINTS	REBOUNDS	ASSISTS	STEALS	BLOCKED SHOTS
MISSISSIPPI VALLEY	11/25/20	142-62	W	23-Connor Vanover	10-Jaylin Williams	7-JD Notae	3-Desi Sills Moses Moody Justin Smith	3-Connor Vanover
NORTH TEXAS	11/28/20	69-54	W	18-Justin Smith	16-Connor Vanover	3-JD Notae	3-Justin Smith Moses Moody	6-Connor Vanover
UT ARLINGTON	12/02/20	72-60	W	24-Moses Moody	9-Justin Smith Moses Moody	4-Jalen Tate	4-Desi Sills	2-Connor Vanover
LIPSCOMB	12/05/20	86-50	W	18-Moses Moody	9-Connor Vanover	4-Khalen Robinson	1-Connor Vanover Khalen Robinson Moses Moody Davonte Davis	4-Connor Vanover
SOUTHERN U.	12/09/20	79-44	W	14-Davonte Davis	9-Connor Vanover	5-Desi Sills	3-Connor Vanover	3-Connor Vanover
CENTRAL ARKANSAS	12/12/20	100-75	W	22-JD Notae	10-Connor Vanover	11-Jalen Tate	3-JD Notae Desi Sills	2-Justin Smith Connor Vanover
ORAL ROBERTS	12/20/20	87-76	W	22-Justin Smith	17-Justin Smith	4-Jalen Tate	2-Justin Smith	3-JD Notae
ABILENE CHRISTIAN	12/22/20	85-72	W	21-Moses Moody	10-Justin Smith	5-Jalen Tate	2-Desi Sills	2-Vance Jackson Jr. Moses Moody
at Auburn	12/30/20	97-85	W	23-Desi Sills	6-Moses Moody Desi Sills	4-Jalen Tate	4-JD Notae	2-JD Notae
MISSOURI	01/02/21	68-81	L	19-JD Notae	10-Moses Moody	2-Desi Sills Connor Vanover	3-Davonte Davis Desi Sills	2-Jaylin Williams Connor Vanover
at Tennessee	01/06/21	74-79	L	19-JD Notae	9-Vance Jackson Jr.	6-Jalen Tate	1-Jalen Tate Davonte Davis	1-Connor Vanover Jaylin Williams
GEORGIA	01/09/21	99-69	W	25-Moses Moody	9-Jaylin Williams	10-Jalen Tate	2-Davonte Davis Jalen Tate	1-Jaylin Williams
at LSU	01/13/21	76-92	L	22-JD Notae	10-Jaylin Williams	2-Davonte Davis Moses Moody	3-JD Notae	1-Davonte Davis Jaylin Williams
at Alabama	01/16/21	59-90	L	28-Moses Moody	9-Moses Moody	3-Jalen Tate	3-Vance Jackson Jr.	3-Ethan Henderson
AUBURN	01/20/21	75-73	W	22-Desi Sills	7-Jaylin Williams	5-Jalen Tate	4-Jalen Tate	2-Jaylin Williams
at Vanderbilt	01/23/21	92-71	W	26-Moses Moody	8-Moses Moody	8-Jalen Tate	4-Jalen Tate	1-Davonte Davis Connor Vanover Justin Smith Moses Moody Jalen Tate
OLE MISS	01/27/21	74-59	W	19-JD Notae	7-Connor Vanover	3-Jalen Tate	2-Davonte Davis Jalen Tate	5-Connor Vanover
at Oklahoma State	01/30/21	77-81	L	18-Justin Smith	7-Justin Smith	4-Justin Smith	3-Davonte Davis	5-Connor Vanover
MISSISSIPPI STATE	02/02/21	61-45	W	13-Connor Vanover Moses Moody	10-Justin Smith	5-Jalen Tate	3-Jalen Tate	3-Connor Vanover
at Kentucky	02/09/21	81-80	W	15-Jalen Tate	7-Jaylin Williams Moses Moody	3-Davonte Davis Justin Smith Jalen Tate	2-Davonte Davis Justin Smith	2-Connor Vanover
at Missouri	02/13/21	86-81	WOT	19-Justin Smith	6-Justin Smith	4-Jalen Tate	2-Moses Moody Justin Smith	2-Moses Moody Connor Vanover
FLORIDA	02/16/21	75-64	W	18-Davonte Davis	10-Jaylin Williams	4-Justin Smith	5-Justin Smith	2-Connor Vanover Justin Smith
ALABAMA	02/24/21	81-66	W	24-Moses Moody	12-Justin Smith	4-Jalen Tate Moses Moody	2-JD Notae	4-Jalen Tate
LSU	02/27/21	83-75	W	19-Justin Smith	10-Justin Smith	6-Davonte Davis	2-JD Notae Jaylin Williams	4-Jaylin Williams
at South Carolina	03/02/21	101-73	W	28-Moses Moody	8-Justin Smith Davonte Davis	5-JD Notae	5-JD Notae	4-Connor Vanover
TEXAS A&M	03/06/21	87-80	W	28-Moses Moody	7-Jalen Tate	5-Davonte Davis	3-JD Notae	1-Moses Moody Justin Smith
vs Missouri	03/12/21	70-64	W	27-JD Notae	8-Moses Moody Justin Smith	4-JD Notae Davonte Davis	2-Justin Smith	2-Ethan Henderson
vs LSU	03/13/21	71-78	L	28-Moses Moody	9-Moses Moody	5-Davonte Davis	4-Davonte Davis	3-Ethan Henderson

### LED TEAM IN POINTS (including ties)

Moody	11
Notae	6
Smith	5
Sills	2
Vanover	2
Tate	1
Davis	2

### LED TEAM IN REBS (including ties)

Smith	10
Moody	8
Williams	6
Vanover	5
Tate	1
Jackson	1
Sills	1
Davis	1

### LED TEAM IN ASSISTS (including ties)

Tate	15
Davis	6
Notae	4
Smith	3
Sills	2
Moody	2
Vanover	1
Robinson	1

### LED TEAM IN STEALS (including ties)

Davis	8
Notae	7
Sills	6
Tate	6
Smith	5
Moody	4
Vanover	2
Smith	2
Williams	1
Jackson	1
Robinson	1

### LED TEAM IN BLKS (including ties)

Vanover	16
Williams	6
Moody	4
Smith	4
Henderson	3
Notae	2
Davis	2
Tate	2
Jackson	1

# ARKANSAS RAZORBACKS

## 2020-21 SEASON STATISTICS • ALL GAMES

RECORD:	OVERALL	HOME	AWAY	NEUTRAL
ALL GAMES	22-6	16-1	5-4	1-1
CONFERENCE	13-4	8-1	5-3	0-0
NON-CONFERENCE	9-2	8-0	0-1	1-1

#	Player	GP	GS	Min	Avg	• TOTAL •			• 3-PTS •			• REBOUNDS •														
						FG	FGA	Pct	3FG	FGA	Pct	FT	FTA	Pct	Off	Def	Tot	Avg	PFFO	A	TO	Blk	St	Pts	Avg	
5	Moses Moody	28	28	937	33.5	149	337	.442	55	145	.379	134	164	.817	59	107	166	5.9	63	0	49	45	17	31	487	17.4
1	JD Notae	28	1	638	22.8	119	308	.386	49	148	.331	84	109	.771	15	74	89	3.2	38	1	58	58	10	41	371	13.3
0	Justin Smith	24	24	741	30.9	131	242	.541	5	23	.217	45	76	.592	73	92	165	6.9	51	1	42	46	14	26	312	13.0
11	Jalen Tate	28	28	804	28.7	112	226	.496	23	67	.343	43	65	.662	28	77	105	3.8	83	4	109	74	12	32	290	10.4
3	Desi Sills	28	15	590	21.1	80	182	.440	27	81	.333	45	64	.703	19	55	74	2.6	48	1	42	32	6	28	232	8.3
4	Davonte Davis	26	13	581	22.3	83	177	.469	2	10	.200	29	39	.744	29	79	108	4.2	60	0	56	39	3	32	197	7.6
23	Connor Vanover	28	26	479	17.1	70	154	.455	24	74	.324	20	21	.952	27	104	131	4.7	37	0	14	21	51	13	184	6.6
10	Jaylin Williams	22	2	342	15.5	28	56	.500	7	22	.318	22	29	.759	24	77	101	4.6	43	1	17	21	17	12	85	3.9
2	Vance Jackson Jr.	26	3	300	11.5	34	95	.358	23	65	.354	8	14	.571	10	43	53	2.0	22	0	18	13	2	8	99	3.8
12	Khalen Robinson	11	0	92	8.4	9	21	.429	5	12	.417	6	8	.750	0	10	10	0.9	16	1	11	6	1	3	29	2.6
24	Ethan Henderson	15	0	104	6.9	10	14	.714	0	0	.000	1	4	.250	12	11	23	1.5	13	0	2	3	12	0	21	1.4
13	Emeka Obukwelu	5	0	8	1.6	0	1	.000	0	1	.000	0	0	.000	0	1	1	0.2	0	0	1	0	0	0	0	0.0
33	Bryson Morehead	3	0	2	0.7	0	1	.000	0	1	.000	0	0	.000	0	0	0	0.0	0	0	0	0	0	0	0	0.0
22	Abayomi Iyiola	1	0	2	2.0	0	0	.000	0	0	.000	0	0	.000	0	1	1	1.0	0	0	0	0	0	0	0	0.0
14	Brandon Kimble	4	0	5	1.3	0	0	.000	0	0	.000	0	0	.000	0	1	1	0.3	0	0	0	1	0	0	0	0.0
TEAM.....															39	52	91	3.3	0		9				0	
Arkansas.....		28				825	1814	.455	220	649	.339	437	593	.737	335	784	1119	40.0	474	9	419	368	145	226	2307	82.4
Opponents.....		28				712	1716	.415	210	645	.326	345	503	.686	279	721	1000	35.7	529	16	331	430	102	189	1979	70.7

SCORE BY PERIODS:	1st	2nd	OT	Total
Arkansas	1068	1226	13	2307
Opponents	961	1010	8	1979

DEADBALL REBOUNDS:	OFF	DEF	TOTAL
Arkansas	76	24	100
Opponents	75	13	88

# ARKANSAS RAZORBACKS

## 2020-21 STATISTICS • SEC GAMES ONLY



RECORD:	OVERALL	HOME	AWAY
SEC ONLY	13-4	8-1	5-3

##	Player	GP	GS	Min	Avg	• TOTAL •			• 3-PTS •			• REBOUNDS •				PFFO		A	TO	Blk	St	Pts	Avg			
						FG	FGA	Pct	3FG	FGA	Pct	FT	FTA	Pct	Off	Def	Tot							Avg	Off	Def
5	Moses Moody	17	17	592	34.8	88	218	.404	35	93	.376	91	107	.850	33	67	100	5.9	44	0	32	28	10	19	302	17.8
1	JD Notae	17	1	377	22.2	64	174	.368	26	75	.347	54	70	.771	7	44	51	3.0	19	0	27	34	5	28	208	12.2
0	Justin Smith	13	13	408	31.4	66	112	.589	3	9	.333	22	36	.611	32	51	83	6.4	25	0	25	18	6	14	157	12.1
11	Jalen Tate	17	17	524	30.8	77	149	.517	15	45	.333	32	47	.681	13	48	61	3.6	55	4	66	48	8	23	201	11.8
4	Davonte Davis	17	11	424	24.9	62	128	.484	1	7	.143	20	27	.741	19	55	74	4.4	41	0	39	30	3	21	145	8.5
3	Desi Sills	17	6	333	19.6	40	102	.392	14	44	.318	26	36	.722	9	27	36	2.1	30	1	18	18	3	11	120	7.1
23	Connor Vanover	17	16	278	16.4	40	91	.440	12	41	.293	14	15	.933	17	48	65	3.8	28	0	9	13	25	7	106	6.2
10	Jaylin Williams	15	2	266	17.7	23	44	.523	4	14	.286	18	23	.783	17	55	72	4.8	36	1	14	16	13	11	68	4.5
2	Vance Jackson Jr.	16	2	167	10.4	19	54	.352	14	36	.389	3	7	.429	4	25	29	1.8	12	0	9	7	0	6	55	3.4
24	Ethan Henderson	10	0	43	4.3	3	4	.750	0	0	.000	1	4	.250	4	3	7	0.7	6	0	1	2	5	0	7	0.7
33	Bryson Morehead	1	0	0	0.0	0	0	.000	0	0	.000	0	0	.000	0	0	0	0.0	0	0	0	0	0	0	0	0.0
14	Brandon Kimble	1	0	1	1.0	0	0	.000	0	0	.000	0	0	.000	0	0	0	0.0	0	0	0	0	0	0	0	0.0
13	Emeka Obukwelu	2	0	1	0.5	0	0	.000	0	0	.000	0	0	.000	0	0	0	0.0	0	0	0	0	0	0	0	0.0
22	Abayomi Iyiola	1	0	2	2.0	0	0	.000	0	0	.000	0	0	.000	0	1	1	1.0	0	0	0	0	0	0	0	0.0
12	Khalen Robinson	3	0	9	3.0	0	0	.000	0	0	.000	0	0	.000	0	2	2	0.7	4	0	1	1	0	0	0	0.0
TEAM.....															27	28	55	3.2	0		8				0	
Razorbacks.....		17				482	1076	.448	124	364	.341	281	372	.755	182	454	636	37.4	300	6	241	223	78	140	1369	80.5
Opponents.....		17				451	1040	.434	138	406	.340	223	329	.678	177	447	624	36.7	330	10	217	265	67	114	1263	74.3

SCORE BY PERIODS:	1st	2nd	OT	Total
Arkansas	616	740	13	1369
Opponents	610	645	8	1263

DEADBALL REBOUNDS:	OFF	DEF	TOTAL
Arkansas	48	13	61
Opponents	51	8	59



# ARKANSAS RAZORBACKS

## SEC TOURNAMENT ONLY



RECORD: OVERALL  
SEC TOURNEY ONLY 1-1

#	Player	GP	GS	Min	Avg	• TOTAL •			• 3-PTS •			FT	FTA	Pct	• REBOUNDS •				PF	FO	A	TO	Blk	St	Pts	Avg
						FG	FGA	Pct	3FG	FGA	Pct				Off	Def	Tot	Avg								
0	Justin Smith	2	2	69	34.5	16	25	.640	0	1	.000	5	10	.500	7	8	15	7.5	7	1	5	10	2	2	37	18.5
1	JD Notae	2	0	58	29.0	13	30	.433	5	14	.357	5	6	.833	2	5	7	3.5	1	0	7	8	1	4	36	18.0
5	Moses Moody	2	2	78	39.0	10	22	.455	4	13	.308	9	13	.692	7	10	17	8.5	6	0	1	7	1	2	33	16.5
4	Davonte Davis	2	2	65	32.5	6	19	.316	0	1	.000	5	8	.625	2	12	14	7.0	6	0	9	3	0	5	17	8.5
24	Ethan Henderson	2	0	35	17.5	4	6	.667	0	0	.000	0	0	.000	4	3	7	3.5	5	0	1	1	5	0	8	4.0
11	Jalen Tate	2	2	47	23.5	2	9	.222	1	4	.250	2	4	.500	0	7	7	3.5	7	0	4	3	1	0	7	3.5
3	Desi Sills	2	0	31	15.5	1	6	.167	1	6	.167	0	0	.000	0	3	3	1.5	2	0	2	3	0	1	3	1.5
2	Vance Jackson Jr.	1	0	4	4.0	0	0	.000	0	0	.000	0	0	.000	0	0	0	0.0	1	0	0	0	0	0	0	0.0
23	Connor Vanover	2	2	13	6.5	0	3	.000	0	2	.000	0	0	.000	0	1	1	0.5	1	0	0	1	1	0	0	0.0
TEAM.....															2	5	7	3.5	0		0				0	
The Hogs.....				2		52	120	.433	11	41	.268	26	41	.634	24	54	78	39.0	36	1	29	36	11	14	141	70.5
Opponents.....				2		50	118	.424	15	37	.405	27	36	.750	18	52	70	35.0	39	2	19	35	5	19	142	71.0

SCORE BY PERIODS:	1st	2nd	Total
Arkansas	69	72	141
Opponents	73	69	142

DEADBALL REBOUNDS:	OFF	DEF	TOTAL
Arkansas	7	2	9
Opponents	3	0	3

## 2020-21 RAZORBACK GAME-BY-GAME STATISTICS

Opponent	Date	Score	W/L	• TOTAL •			• 3-PTRS •			• REBOUNDS •				PF						Pts	Avg		
				FG	FGA	Pct	3FG	FGA	Pct	FT	FTA	Pct	Off		Def	Tot	Avg	A	TO			Blk	Stl
MISSISSIPPI VALLEY	11/25/20	142-62	W	48	86	.558	20	40	.500	26	33	.788	20	38	58	58.0	12	26	7	4	11	142	142.0
NORTH TEXAS	11/28/20	69-54	W	23	55	.418	6	22	.273	17	26	.654	12	28	40	49.0	14	10	16	8	9	69	105.5
UT ARLINGTON	12/02/20	72-60	W	25	62	.403	7	21	.333	15	19	.789	17	26	43	47.0	16	12	11	4	8	72	94.3
LIPSCOMB	12/05/20	86-50	W	33	66	.500	11	34	.324	9	12	.750	10	44	54	48.8	21	17	12	7	4	86	92.2
SOUTHERN U.	12/09/20	79-44	W	30	67	.448	11	33	.333	8	17	.471	13	33	46	48.2	10	16	12	8	8	79	89.6
CENTRAL ARKANSAS	12/12/20	100-75	W	40	76	.526	12	30	.400	8	9	.889	7	28	35	46.0	15	26	8	8	10	100	91.3
ORAL ROBERTS	12/20/20	87-76	W	32	77	.416	4	24	.167	19	27	.704	24	34	58	47.7	18	14	15	7	8	87	90.7
ABILENE CHRISTIAN	12/22/20	85-72	W	26	59	.441	9	25	.360	24	30	.800	14	25	39	46.6	18	15	13	5	6	85	90.0
at Auburn	12/30/20	97-85	W	32	65	.492	9	28	.321	24	31	.774	13	21	34	45.2	16	13	10	4	13	97	90.8
MISSOURI	01/02/21	68-81	L	19	71	.268	7	28	.250	23	34	.676	16	20	36	44.3	26	7	9	5	13	68	88.5
at Tennessee	01/06/21	74-79	L	29	55	.527	8	20	.400	8	10	.800	6	31	37	43.6	22	12	20	2	2	74	87.2
GEORGIA	01/09/21	99-69	W	36	69	.522	12	21	.571	15	18	.833	11	29	40	43.3	18	24	14	1	7	99	88.2
at LSU	01/13/21	76-92	L	26	76	.342	8	31	.258	16	20	.800	17	22	39	43.0	20	8	15	2	10	76	87.2
at Alabama	01/16/21	59-90	L	21	63	.333	4	17	.235	13	18	.722	10	26	36	42.5	15	8	18	5	9	59	85.2
AUBURN	01/20/21	75-73	W	30	65	.462	4	15	.267	11	15	.733	13	23	36	42.1	20	16	16	5	8	75	84.5
at Vanderbilt	01/23/21	92-71	W	36	63	.571	8	19	.421	12	19	.632	11	28	39	41.9	15	22	11	5	9	92	85.0
OLE MISS	01/27/21	74-59	W	26	54	.481	7	17	.412	15	21	.714	11	26	37	41.6	16	12	12	6	6	74	84.4
at Oklahoma State	01/30/21	77-81	L	34	70	.486	5	15	.333	4	7	.571	12	20	32	41.1	14	13	15	5	8	77	83.9
MISSISSIPPI STATE	02/02/21	61-45	W	23	64	.359	2	17	.118	13	14	.929	15	30	45	41.3	15	13	17	6	10	61	82.7
at Kentucky	02/09/21	81-80	W	27	62	.435	9	24	.375	18	23	.783	5	28	33	40.8	19	12	6	3	8	81	82.7
at Missouri	02/13/21	86-81	Wot	29	62	.468	8	21	.381	20	23	.870	8	26	34	40.5	21	18	13	6	6	86	82.8
FLORIDA	02/16/21	75-64	W	28	63	.444	4	15	.267	15	19	.789	13	24	37	40.4	13	13	13	5	10	75	82.5
ALABAMA	02/24/21	81-66	W	25	54	.463	4	14	.286	27	43	.628	9	30	39	40.3	18	15	13	11	4	81	82.4
LSU	02/27/21	83-75	W	27	62	.435	6	20	.300	23	31	.742	9	36	45	40.5	15	17	10	6	7	83	82.4
at South Carolina	03/02/21	101-73	W	37	67	.552	15	33	.455	12	13	.923	5	34	39	40.4	18	17	15	4	10	101	83.2
TEXAS A&M	03/06/21	87-80	W	31	61	.508	9	24	.375	16	20	.800	10	20	30	40.0	13	14	11	2	8	87	83.3
vs Missouri	03/12/21	70-64	W	25	55	.455	5	15	.333	15	22	.682	8	28	36	39.9	20	13	20	5	5	70	82.8
vs LSU	03/13/21	71-78	L	27	65	.415	6	26	.231	11	19	.579	16	26	42	40.0	16	16	16	6	9	71	82.4
Arkansas		2307		825	1814	.455	220	649	.339	437	593	.737	335	784	1119	40.0	474	419	368	145	226	2307	82.4
Opponents		1979		712	1716	.415	210	645	.326	345	503	.686	279	721	1000	35.7	529	331	430	102	189	1979	70.7

Games played: 28

Points/game: 82.4

FG Pct: 45.5

3FG Pct: 33.9

FT Pct: 73.7

Rebounds/game: 40.0

Assists/game: 15.0

Turnovers/game: 13.1

Assist/turnover ratio: 1.1

Steals/game: 8.1

Blocks/game: 5.2

## 2020-21 OPPONENT GAME-BY-GAME STATISTICS

Opponent	Date	Score	W/L	• TOTAL •			• 3-PTRS •						• REBOUNDS •				PF						Pts	Avg
				FG	FGA	Pct	3FG	FGA	Pct	FT	FTA	Pct	Off	Def	Tot	Avg		A	TO	Blk	Stl			
MISSISSIPPI VALLEY	11/25/20	142-62	W	23	72	.319	13	39	.333	3	6	.500	11	22	33	33.0	26	12	21	6	3	62	62.0	
NORTH TEXAS	11/28/20	69-54	W	21	58	.362	2	13	.154	10	13	.769	10	26	36	34.5	17	10	16	2	5	54	58.0	
UT ARLINGTON	12/02/20	72-60	W	21	54	.389	7	19	.368	11	16	.688	10	20	30	33.0	18	7	13	3	7	60	58.7	
LIPSCOMB	12/05/20	86-50	W	15	59	.254	5	21	.238	15	27	.556	8	24	32	32.8	11	9	7	0	7	50	56.5	
SOUTHERN U.	12/09/20	79-44	W	18	63	.286	1	13	.077	7	10	.700	10	29	39	34.0	21	5	15	0	6	44	54.0	
CENTRAL ARKANSAS	12/12/20	100-75	W	28	66	.424	9	26	.346	10	12	.833	8	29	37	34.5	12	14	14	1	5	75	57.5	
ORAL ROBERTS	12/20/20	87-76	W	25	64	.391	8	29	.276	18	24	.750	7	25	32	34.1	22	11	13	7	10	76	60.1	
ABILENE CHRISTIAN	12/22/20	85-72	W	29	61	.475	5	22	.227	9	15	.600	8	20	28	33.4	19	13	12	4	3	72	61.6	
at Auburn	12/30/20	97-85	W	28	54	.519	15	29	.517	14	24	.583	11	23	34	33.4	20	18	19	5	6	85	64.2	
MISSOURI	01/02/21	68-81	L	24	51	.471	5	19	.263	28	39	.718	10	41	51	35.2	29	14	21	1	3	81	65.9	
at Tennessee	01/06/21	74-79	L	27	60	.450	5	18	.278	20	26	.769	6	22	28	34.5	12	13	5	9	10	79	67.1	
GEORGIA	01/09/21	99-69	W	27	63	.429	5	19	.263	10	13	.769	7	23	30	34.2	19	11	21	0	5	69	67.2	
at LSU	01/13/21	76-92	L	34	65	.523	7	19	.368	17	24	.708	14	34	48	35.2	20	10	19	3	7	92	69.2	
at Alabama	01/16/21	59-90	L	31	64	.484	15	36	.417	13	17	.765	9	34	43	35.8	16	18	14	4	12	90	70.6	
AUBURN	01/20/21	75-73	W	25	58	.431	7	23	.304	16	24	.667	11	23	34	35.7	18	10	17	9	7	73	70.8	
at Vanderbilt	01/23/21	92-71	W	26	58	.448	6	22	.273	13	19	.684	8	21	29	35.2	15	11	16	2	9	71	70.8	
OLE MISS	01/27/21	74-59	W	25	57	.439	1	16	.063	8	12	.667	8	21	29	34.9	19	9	9	6	8	59	70.1	
at Oklahoma State	01/30/21	77-81	L	31	61	.508	7	20	.350	12	15	.800	12	27	39	35.1	14	14	19	7	10	81	70.7	
MISSISSIPPI STATE	02/02/21	61-45	W	15	49	.306	5	19	.263	10	18	.556	8	26	34	35.1	18	10	26	4	9	45	69.4	
at Kentucky	02/09/21	81-80	W	25	61	.410	14	26	.538	16	25	.640	12	30	42	35.4	18	18	11	2	1	80	69.9	
at Missouri	02/13/21	86-81	Wot	27	61	.443	13	32	.406	14	21	.667	12	27	39	35.6	20	15	16	3	6	81	70.4	
FLORIDA	02/16/21	75-64	W	23	61	.377	4	21	.190	14	14	1.000	12	24	36	35.6	19	6	16	6	9	64	70.1	
ALABAMA	02/24/21	81-66	W	26	69	.377	11	33	.333	3	8	.375	13	25	38	35.7	32	14	16	3	4	66	70.0	
LSU	02/27/21	83-75	W	30	76	.395	9	28	.321	6	12	.500	12	27	39	35.8	22	13	8	4	2	75	70.2	
at South Carolina	03/02/21	101-73	W	27	72	.375	6	23	.261	13	23	.565	13	26	39	36.0	14	13	14	2	9	73	70.3	
TEXAS A&M	03/06/21	87-80	W	31	61	.508	10	23	.435	8	10	.800	11	20	31	35.8	19	14	17	4	7	80	70.7	
vs Missouri	03/12/21	70-64	W	22	52	.423	6	18	.333	14	21	.667	5	26	31	35.6	25	11	21	3	9	64	70.4	
vs LSU	03/13/21	71-78	L	28	66	.424	9	19	.474	13	15	.867	13	26	39	35.7	14	8	14	2	10	78	70.7	
Opponents		1979		712	1716	.415	210	645	.326	345	503	.686	279	721	1000	35.7	529	331	430	102	189	1979	70.7	
Arkansas		2307		825	1814	.455	220	649	.339	437	593	.737	335	784	1119	40.0	474	419	368	145	226	2307	82.4	

Games played: 28

Points/game: 70.7

FG Pct: 41.5

3FG Pct: 32.6

FT Pct: 68.6

Rebounds/game: 35.7

Assists/game: 11.8

Turnovers/game: 15.4

Assist/turnover ratio: 0.8

Steals/game: 6.8

Blocks/game: 3.6



# ARKANSAS RAZORBACKS

## 2020-21 GAME-BY-GAME POINTS-ASSISTS-REBOUNDS

Opponent	Date	Score	WL	0	1	2	3	4	5	10	11	12	13	14	22	23	24	33
MVSU	11/25/20	142-62	W	Smith	Notae	Jackson	Sills	Davis	Moody	Williams	Tate	Robinson	Obukwelu	Kimble	Iyola	Vanover	Henderson	Morehead
UNT	11/28/20	69-54	W	13-4-2	13-5-7	15-7-0	19-2-2	5-3-2	16-3-2	9-10-1	12-5-6	15-2-3	0-1-1	0-1-0	DNP-Inj	23-8-0	2-3-0	0-0-0
UTA	12/02/20	72-60	W	11-9-2	5-2-1	0-5-1	3-3-2	DNP	24-9-1	0-3-0	14-6-4	3-0-1	DNP	DNP	DNP-Inj	12-2-0	DNP	DNP
LIPS	12/05/20	86-50	W	9-6-0	12-4-1	10-3-1	6-4-2	4-3-1	18-8-3	6-7-1	6-4-3	5-2-4	0-0-0	0-0-0	DNP-Inj	6-9-1	4-4-0	DNP
SU	12/09/20	79-44	W	11-4-2	12-2-0	3-2-2	11-3-5	14-7-2	12-5-2	0-2-0	12-4-2	1-2-1	0-0-0	0-0-0	DNP-Inj	3-9-0	0-2-0	0-0-0
UCA	12/12/20	100-75	W	12-4-1	22-2-6	6-0-1	17-3-4	0-1-0	15-7-3	2-2-0	17-1-11	0-0-0	DNP	DNP	DNP-Inj	9-10-0	DNP	DNP
ORU	12/20/20	87-76	W	22-17-0	15-5-3	5-4-2	16-10-2	0-1-2	18-7-1	DNP	8-6-4	0-1-0	DNP	DNP	DNP-Inj	3-3-0	DNP	DNP
ACU	12/22/20	85-72	W	4-10-0	19-2-1	5-3-2	18-3-2	0-1-0	21-4-2	0-1-0	8-7-5	3-1-1	DNP	DNP	DNP-Inj	7-4-2	DNP	DNP
at AUB	12/30/20	97-85	W	4-4-1	21-3-2	0-2-1	23-6-2	4-1-1	16-6-1	0-2-1	12-3-4	0-0-0	DNP	DNP	DNP-Inj	17-5-0	0-0-0	DNP
MIZZOU	01/02/21	68-81	L	DNP-Inj	19-3-1	0-0-0	6-4-2	4-4-0	18-10-1	8-3-0	8-1-1	0-0-0	DNP	DNP	DNP-Inj	4-7-2	1-0-0	DNP
at UT	01/06/21	74-79	L	DNP-Inj	19-4-3	14-9-1	0-2-0	2-0-0	6-2-1	6-2-0	15-5-6	0-2-1	DNP	DNP	DNP-Inj	12-7-0	0-0-0	DNP
UGA	01/09/21	99-69	W	DNP-Inj	12-0-0	15-2-2	8-5-2	20-7-6	25-4-2	2-9-2	15-4-10	DNP-Inj	0-0-0	0-0-0	DNP-Inj	0-2-0	2-1-0	0-0-0
at LSU	01/13/21	76-92	L	DNP-Inj	22-5-1	2-7-1	14-4-0	4-3-2	18-6-2	7-10-1	6-1-1	DNP-Inj	DNP	DNP	DNP-Inj	3-2-0	0-0-0	DNP
at BAMA	01/16/21	59-90	L	5-1-1	5-1-0	1-2-0	3-2-1	5-6-1	28-9-1	0-2-1	10-4-3	DNP-Inj	DNP	DNP	DNP-Inj	0-0-0	2-4-0	DNP
AUB	01/20/21	75-73	W	10-5-2	2-1-0	3-0-1	22-3-2	10-4-2	5-5-2	7-7-2	14-4-5	DNP-Inj	DNP	DNP	DNP-Inj	2-3-0	0-0-0	DNP
at VANDY	01/23/21	92-71	W	12-7-2	5-5-2	6-3-1	7-3-4	6-2-1	26-8-2	0-1-1	25-5-8	DNP-Inj	DNP	DNP	DNP-Inj	5-3-1	DNP	DNP
OM	01/27/21	74-59	W	10-6-2	19-5-2	0-0-0	9-0-0	14-6-1	5-1-2	0-3-1	9-2-3	DNP-Inj	DNP	—	DNP-Inj	8-7-1	DNP	DNP
at OSU	01/30/21	77-81	L	18-7-4	13-3-2	0-0-0	5-4-2	12-4-1	17-4-1	0-4-1	3-0-2	DNP-Inj	DNP	—	DNP-Inj	9-4-0	DNP	DNP
MSU	02/02/21	61-45	W	10-10-1	9-3-2	0-0-0	0-1-0	10-8-2	13-7-1	0-0-0	6-3-5	DNP-Inj	DNP	—	DNP-Inj	13-8-2	0-0-0	DNP
at UK	02/09/21	81-80	W	9-4-3	11-2-2	5-3-0	2-0-1	4-2-3	14-7-0	9-7-0	15-4-3	DNP-Inj	DNP	—	DNP-Inj	12-4-0	DNP	DNP
at MIZZOU	02/13/21	86-81	WOT	19-6-3	2-1-0	3-1-0	8-4-2	8-4-3	16-5-1	4-2-3	14-4-4	DNP-Inj	DNP	—	DNP-Inj	12-4-2	DNP	DNP
UF	02/16/21	75-64	W	15-6-4	2-1-1	0-0-0	0-1-0	18-5-3	14-5-3	4-10-0	14-3-2	DNP-Inj	DNP	—	DNP	8-3-0	DNP	DNP
BAMA	02/24/21	81-66	W	11-12-2	12-2-3	DNP	0-0-0	5-3-1	24-5-4	13-8-0	12-4-4	DNP-Inj	DNP	—	DNP	2-1-0	2-2-1	DNP
LSU	02/27/21	83-75	W	19-10-1	18-6-1	0-0-0	3-0-0	15-5-6	18-8-5	8-6-2	2-6-2	DNP-Inj	DNP	—	DNP	0-1-0	DNP	DNP
at USC	03/02/21	101-73	W	22-8-2	21-5-6	6-0-2	15-1-2	4-8-2	28-7-2	DNP	2-1-1	DNP-Inj	0-0-0	—	0-1-0	3-6-1	0-0-0	DNP
TX A&M	03/06/21	87-80	W	11-4-1	9-4-2	0-0-0	0-0-0	12-6-5	28-5-2	DNP	22-7-4	DNP-Inj	DNP	—	DNP	DNP	5-2-0	DNP
vs MIZZOU	03/12/21	70-64	W	16-8-3	27-4-4	0-0-0	3-2-2	11-6-4	5-8-0	DNP	4-2-0	DNP-Inj	DNP	—	DNP	0-1-0	4-0-0	DNP
vs LSU	03/13/21	71-78	L	21-7-2	9-3-3	DNP	0-1-0	6-8-5	28-9-1	DNP	3-5-4	DNP-Inj	DNP	—	DNP	0-0-0	4-7-1	DNP

# ARKANSAS RAZORBACKS

## 2020-21 STARTING LINEUPS

Date	Opponent	1st SUB(S)	Outcome	RECORD BY LINEUP:	RECORD BY STARTER
Nov. 25	Miss Valley St	Tate Sills Moody Smith Jackson	Notae / Williams W, 142-62	Tate Sills Moody Smith Jackson	1-0 Tate 28 22-6
Nov. 28	North Texas	Tate Sills Moody Smith Vanover	Robinson W, 69-54	Tate Sills Moody Smith Vanover	10-1 Moody 28 22-6
Dec. 2	UT Arlington	Tate Sills Moody Smith Vanover	Jackson W, 72-60	Tate Sills Moody Davis Vanover	0-1 Vanover 26 21-5
Dec. 5	Lipscomb	Tate Sills Moody Smith Vanover	Williams W, 86-50	Tate Sills Moody Williams Vanover	0-1 Smith 24 21-3
Dec. 9	Southern	Tate Sills Moody Smith Vanover	Notae W, 79-44	Tate Davis Moody Jackson Vanover	1-1 Sills 15 11-4
Dec. 12	Central Arkansas	Tate Sills Moody Smith Vanover	Notae W, 100-75	Tate Sills Moody Smith Williams	0-1 Davis 13 10-3
Dec. 20	Oral Roberts	Tate Sills Moody Smith Vanover	Notae W, 87-76	Tate Notae Moody Smith Vanover	1-0 Jackson 3 2-1
Dec. 22	Abilene Christian	Tate Sills Moody Smith Vanover	Notae W, 85-72	Tate Davis Moody Smith Vanover	9-1 Williams 2 0-2
Dec. 30	at Auburn	Tate Sills Moody Smith Vanover	Notae W, 97-85		Notae 1 1-0
Jan. 2	Missouri	Tate Sills Moody Davis Vanover	Notae / Williams L, 68-81		
Jan. 6	at Tennessee	Tate Sills Moody Williams Vanover	Jackson L, 74-79		
Jan. 9	Georgia	Tate Davis Moody Jackson Vanover	Williams W, 99-69		
Jan. 13	at LSU	Tate Davis Moody Jackson Vanover	Sills L, 76-92		
Jan. 16	at Alabama	Tate Sills Moody Smith Williams	Jackson L, 59-90		
Jan. 20	Auburn	Tate Notae Moody Smith Vanover	Davis W, 75-73		
Jan. 23	at Vanderbilt	Tate Sills Moody Smith Vanover	Williams / Davis W, 92-71		
Jan. 27	Ole Miss	Tate Sills Moody Smith Vanover	Davis / Williams W, 74-59		
Jan. 30	at Oklahoma St.	Tate Sills Moody Smith Vanover	Davis L, 77-81		
Feb. 2	Mississippi State	Tate Davis Moody Smith Vanover	Sills W, 61-45		
Feb. 9	at Kentucky	Tate Davis Moody Smith Vanover	Sills W, 81-80		
Feb. 13	at Missouri	Tate Davis Moody Smith Vanover	Sills / Notae W, 86-81 (ot)		
Feb. 16	Florida	Tate Davis Moody Smith Vanover	Williams / Sills W, 75-64		
Feb. 24	Alabama	Tate Davis Moody Smith Vanover	Williams W, 81-66		
Feb. 27	LSU	Tate Davis Moody Smith Vanover	Notae W, 83-75		
Mar. 2	at South Carolina	Tate Davis Moody Smith Vanover	Notae W, 101-73		
Mar. 6	Texas A&M	Tate Davis Moody Smith Vanover	Notae W, 87-80		
Mar. 12	vs Missouri	Tate Davis Moody Smith Vanover	Notae/Jackson W, 70-64		
Mar. 13	vs LSU	Tate Davis Moody Smith Vanover	Henderson/Notae L, 71-78		

RECORD BY 1ST SUB		
(including ties)		
Notae	13	11-2
Williams	8	7-1
Sills	5	4-1
Davis	4	3-1
Jackson	4	2-2
Henderson	1	0-1
Robinson	1	1-0

# ARKANSAS RAZORBACKS

## 2020-21 SPECIALTY STATS (ARKANSAS/OPPONENT)

Opponent	Pts in Paint	Pts Off TO	2nd Chance	Fast Break	Bench	Ties	Lead Chng	Ark Largest Lead	Best Ark Run	Opp Largest Lead	Best Opp Run	Ark Led	Opp Led	Gm Tied
MISS VALLEY ST	56 / 16	43 / 5	32 / 9	24 / 15	67 / 17	0	2	80 2:08 2nd	28-0	1 19:20 1st	8-0	37:56	1:54	0:10
NORTH TEXAS	26 / 34	20 / 11	14 / 4	14 / 12	18 / 18	3	0	20 16:11 2nd	10-0	- - -	9-0	36:51	-	3:09
UT ARLINGTON	28 / 14	20 / 10	21 / 6	11 / 4	8 / 18	4	2	21 13:05 2nd	13-0	3 17:25 1st	6-0	35:30	2:27	2:03
LIPSCOMB	38 / 16	7 / 7	20 / 10	18 / 4	41 / 24	0	0	42 6:30 2nd	12-0	- - -	9-0	39:47	--	0:13
SOUTHERN	32 / 26	21 / 11	21 / 6	16 / 8	30 / 19	0	0	35 0:18 2nd	17-0	- - -	6-0	39:40	--	0:20
CENTRAL ARK.	54 / 32	13 / 11	6 / 10	24 / 19	30 / 29	1	1	26 1:30 2nd	12-0	10 11:35 1st	7-0	27:18	11:20	1:22
ORAL ROBERTS	56 / 22	19 / 21	22 / 6	15 / 11	20 / 15	2	6	11 0:37 2nd	10-0	12 19:43 2nd	8-0	17:17	20:20	2:23
ABILENE CHRISTIAN	24 / 40	10 / 10	15 / 9	11 / 8	27 / 35	0	1	22 3:33 1st	11-0	1 19:30 1st	6-0	39:16	0:14	--
at Auburn	36 / 20	27 / 11	16 / 14	22 / 20	25 / 29	2	2	12 0:01 2nd	10-0	1 16:00 1st	8-0	38:33	0:19	1:08
MISSOURI	22 / 34	15 / 9	11 / 9	13 / 9	28 / 10	3	2	2 9:16 1st	8-0	18 3:24 2nd	6-0	0:14	38:10	1:36
at Tennessee	36 / 36	4 / 19	2 / 6	8 / 9	35 / 22	5	5	7 9:23 1st	7-0	8 3:56 2nd	7-0	24:35	11:27	3:58
GEORGIA	34 / 38	25 / 8	9 / 6	29 / 18	24 / 18	3	7	35 6:00 2nd	12-0	5 18:33 1st	8-0	34:40	3:56	1:24
at LSU	34 / 48	18 / 18	21 / 25	14 / 12	43 / 10	1	1	4 18:53 1st	12-0	31 6:10 1st	18-0	2:49	36:34	0:37
at Alabama	30 / 28	6 / 16	11 / 12	8 / 20	13 / 38	1	1	2 19:42 1st	7-0	36 10:25 2nd	14-0	0:44	38:41	0:35
AUBURN	48 / 32	20 / 21	12 / 12	15 / 12	42 / 18	4	5	8 2:40 2nd	8-0	19 4:17 1st	9-0	10:47	25:17	3:56
at Vanderbilt	48 / 34	18 / 14	16 / 9	13 / 6	17 / 26	0	0	21 0:10 2nd	9-0	- - -	7-0	39:06	--	0:56
OLE MISS	34 / 24	15 / 15	14 / 11	10 / 8	33 / 11	3	2	20 10:06 2nd	9-0	4 15:54 1st	7-0	34:24	1:45	3:51
at Oklahoma St.	46 / 42	22 / 20	12 / 13	13 / 24	25 / 28	13	6	5 8:08 2nd	8-0	8 16:03 1st	8-0	5:38	25:46	8:32
MISSISSIPPI ST	34 / 12	25 / 4	14 / 8	16 / 4	9 / 19	2	2	19 1:06 2nd	12-0	13 9:09 1st	14-0	22:30	12:46	4:44
at Kentucky	32 / 20	12 / 4	6 / 11	15 / 11	27 / 19	6	13	12 6:11 2nd	11-0	6 16:19 1st	8-0	22:34	15:19	2:07
at Missouri	36 / 28	19 / 11	11 / 7	2 / 12	17 / 25	13	8	7 11:02 2nd	9-0	9 9:50 1st	8-0	16:43	21:53	6:23
FLORIDA	38 / 36	21 / 15	13 / 13	17 / 6	6 / 25	1	2	15 18:11 2nd	8-0	1 4:40 2nd	9-0	38:29	1:12	0:19
ALABAMA	36 / 28	17 / 17	10 / 9	10 / 10	27 / 24	4	6	16 5:22 2nd	11-0	6 18:08 2nd	10-0	31:55	5:10	2:55
LSU	34 / 32	9 / 6	13 / 10	19 / 15	29 / 13	2	2	21 6:00 2nd	9-0	10 6:26 1st	8-0	16:08	21:58	1:54
at South Carolina	26 / 34	19 / 17	6 / 12	15 / 28	42 / 32	3	8	32 4:07 2nd	7-0	3 17:08 1st	6-0	34:48	4:01	1:11
TEXAS A&M	36 / 32	18 / 15	16 / 15	13 / 14	9 / 9	8	11	7 0:04 2nd	8-0	14 7:11 1st	8-0	9:07	26:12	4:41
vs Missouri	30 / 30	26 / 20	10 / 4	0 / 8	34 / 17	6	7	10 5:04 2nd	16-0	10 9:18 1st	7-0	19:22	17:50	2:48
vs LSU	38 / 36	20 / 21	6 / 17	8 / 6	13 / 16	5	7	8 13:32 1st	9-0	12 7:25 2nd	12-0	16:43	21:19	1:58

RED INDICATES  
LARGEST LEADS  
IN LOSS

RED INDICATES  
LARGEST DEFICITS  
IN A WIN

### DEFLECTIONS (Arkansas career Only)

Player	18-19	19-20	20-21	Career
Davis	-	-	145	145
Henderson	7	30	22	59
Iyola	-	-	-	-
Jackson	-	-	24	24
Moody	-	-	145	145
Notae	-	-	118	118
Robinson	-	-	4	4
Sills	60	82	98	240
Smith	-	-	139	139
Tate	-	-	131	131
Vanover	-	-	104	104
Williams	-	-	73	73

#### MOST IN A GAME 2020-21:

- 15 Smith (FLA)  
 14 Smith (UNT)  
 11 Moody (UGA • vs MIZ) Smith (TXAM)  
 Tate (vs LSU)  
 10 Smith (LSU) Williams (LSU)  
 Vanover (UNT • SOU) Sills (UTA • UCA)  
 Moody (MSU • vs LSU) Tate (MSU)  
 Davis (@AUB • UGA • vs LSU)  
 9 Sills (MVSU • @AUB) Davis (MIZ • @ LSU)  
 Williams (AUB) Tate (AUB • @ VAN)  
 Vanover (LIP)

### CHARGES DRAWN (Arkansas career Only)

Player	18-19	19-20	20-21	Career
Davis	-	-	1	1
Henderson	0	1	0	1
Iyola	-	-	-	-
Jackson	-	-	2	2
Moody	-	-	12	12
Notae	-	-	5	5
Robinson	-	-	2	2
Sills	3	5	5	13
Smith	-	-	5	5
Tate	-	-	11	11
Vanover	-	-	0	0
Williams	-	-	13	13

#### MOST IN A GAME 2020-21:

- 5 Moody (vs MIZ)

### DUNKS (Arkansas career Only)

Player	18-19	19-20	20-21	Career
Davis	-	-	4	4
Henderson	2	7	7	16
Iyola	-	-	-	-
Jackson	-	-	1	1
Moody	-	-	10	10
Notae	-	-	3	3
Robinson	-	-	0	0
Sills	1	2	4	7
Smith	-	-	29	29
Tate	-	-	5	5
Vanover	-	-	20	20
Williams	-	-	2	2

GAME 1		62		Mississippi Valley State 30 32		62 142		61 81		142	
SEC ESPN+ NETWORK		ARKANSAS		Nov. 26, 2020 • Fayetteville, Ark. • Bud Walton Arena							

Mississippi Valley 62 • 0-1

#	Player	Total		3-Ptr		Rebounds			PF	TP	A	TO	Blk	Stl	Min
		FG-FGA	FG-FGA	FT-FTA	FT-FTA	Off	Def	Tot							
13	Ronald Williams	f	0-1	0-0	0-0	1	3	4	5	0	0	2	0	0	11
00	Treylen Smith	g	3-9	1-3	0-0	1	1	2	4	7	1	3	2	0	15
02	Kam'Ron Cunningham	g	5-17	3-9	0-2	1	1	2	1	13	2	5	0	0	37
03	Caleb Hunter	g	3-9	3-5	1-2	2	1	3	4	10	1	2	1	0	28
11	Terry Collins	g	6-18	3-12	0-0	1	1	2	2	15	3	6	1	2	36
01	Alexander Perry		2-7	1-4	2-2	1	4	5	2	7	3	1	1	0	26
10	Devin Gordon		4-9	2-6	0-0	2	2	4	4	10	0	1	0	0	23
21	Quoiron Walden		0-1	0-0	0-0	1	1	2	1	0	1	0	1	1	9
23	Donalson Fanord		0-1	0-0	0-0	1	4	5	3	0	1	1	0	0	15
Team						0	4	4							
Totals			23-72	13-39	3-6	11	22	33	26	62	12	21	6	3	200
FG % 1st Half:		11-38	28.9%	2nd half:	12-34	35.3%	Game:		23-72	31.9%	Deadball				
3FG % 1st Half:		8-22	36.4%	2nd half:	5-17	29.4%	Game:		13-39	33.3%	Rebounds				
FT % 1st Half:		0-1	0.0%	2nd half:	3-5	60.0%	Game:		3-6	50.0%	1				

Arkansas 142 • 1-0

#	Player	Total		3-Ptr		Rebounds			PF	TP	A	TO	Blk	Stl	Min
		FG-FGA	FG-FGA	FT-FTA	FT-FTA	Off	Def	Tot							
00	Justin Smith	f	6-9	0-0	1-3	3	1	4	0	13	2	0	0	3	20
02	Vance Jackson Jr.	f	5-9	4-6	1-1	2	5	7	0	15	0	1	0	0	15
11	Jalen Tate	f	4-7	2-3	2-3	1	4	5	3	12	6	2	0	1	17
03	Desi Sills	g	8-10	2-3	1-1	1	1	2	0	19	2	0	0	3	19
05	Moses Moody	g	3-12	1-6	9-10	2	1	3	3	16	2	0	0	3	24
01	JD Notae		3-7	2-5	5-8	2	3	5	4	13	7	1	0	0	24
04	Davonte Davis		2-5	0-1	1-1	1	2	3	1	5	2	1	0	0	12
10	Jaylin Williams		3-5	2-4	1-1	2	8	10	0	9	1	1	0	0	20
12	Khalen Robinson		5-8	3-5	2-2	0	2	2	0	15	3	1	0	1	18
13	Emeka Obukwelu		0-1	0-1	0-0	0	1	1	0	0	1	0	0	0	3
14	Brandon Kimble		0-0	0-0	0-0	0	1	1	0	0	0	0	0	0	1
23	Connor Vanover		8-11	4-5	3-3	3	5	8	0	23	0	0	3	0	19
24	Ethan Henderson		1-1	0-0	0-0	2	1	3	1	2	0	0	1	0	7
33	Bryson Morehead		0-1	0-1	0-0	0	0	0	0	0	0	0	0	0	1
Team						1	3	4							
Totals			48-86	20-40	26-33	20	38	58	12	142	26	7	4	11	200
FG % 1st Half:		22-39	56.4%	2nd half:	26-47	55.3%	Game:		48-86	55.8%	Deadball				
3FG % 1st Half:		12-19	63.2%	2nd half:	8-21	38.1%	Game:		20-40	50.0%	Rebounds				
FT % 1st Half:		5-10	50.0%	2nd half:	21-23	91.3%	Game:		26-33	78.8%	3.2				

Officials: Michael Swaboda, Matt Jarman, K.B. Burdette Jr.  
Technical fouls: Mississippi Valley-None. Arkansas-None.  
Attendance: 4400

Score by periods	1st	2nd	Total
Mississippi Valley	30	32	62
Arkansas	61	81	142

Last FG - MVSU 2nd-01:37, ARK 2nd-01:03.  
Largest lead - MVSU by 1 1st-19:20, ARK by 80 2nd-02:08.  
MVSU led for 01:54. ARK led for 37:56. Game was tied for 00:10.

GAME 3		60		Mississippi Valley State 33 27		60 72		44 28		72	
SEC ESPN+ NETWORK		ARKANSAS		Dec. 2, 2020 • Fayetteville, Ark. • Bud Walton Arena							

UT Arlington 60 • 1-3

#	Player	Total		3-Ptr		Rebounds			PF	TP	A	TO	Blk	Stl	Min
		FG-FGA	FG-FGA	FT-FTA	FT-FTA	Off	Def	Tot							
10	Fredelein De La Cruz	f	5-8	1-1	0-1	4	2	6	1	11	0	2	1	1	14
23	Patrick Mwamba	f	0-4	0-2	0-0	1	3	4	2	0	0	0	1	1	16
04	David Azore	g	2-4	1-1	0-0	0	1	1	3	5	0	1	0	1	16
13	Shahada Wells	g	6-11	3-4	2-4	1	2	3	2	17	3	3	0	1	28
20	Nicolas Elame	g	4-14	0-1	1-2	0	0	0	1	9	3	2	0	1	33
01	Sam Griffin		2-5	0-2	4-4	0	2	2	0	8	0	1	0	1	18
02	Jordan Phillips		1-1	1-1	0-0	0	0	0	2	3	1	1	0	0	11
03	Carson Bischoff		1-4	1-4	0-0	0	2	2	1	3	0	0	0	0	12
05	Brandyn Talbot		0-2	0-2	0-1	0	1	1	1	0	0	0	0	0	9
12	Lazaro Rojas		0-0	0-0	2-2	0	1	1	1	2	0	0	0	0	8
14	Davis Steelman		0-0	0-0	0-0	1	2	3	1	0	0	0	0	0	7
21	Tre Jones		0-0	0-0	0-0	0	1	1	1	0	0	1	1	0	11
35	McKade Marquis		0-0	0-0	0-0	0	0	0	0	0	0	0	0	0	1
33	Grayson Carter		0-1	0-1	2-2	2	0	2	1	2	0	1	0	0	16
Team						1	3	4							
Totals			21-54	7-19	11-16	10	20	30	18	60	7	13	3	7	200
FG % 1st Half:		12-31	38.7%	2nd half:	9-23	39.1%	Game:		21-54	38.9%	Deadball				
3FG % 1st Half:		3-9	33.3%	2nd half:	4-10	40.0%	Game:		7-19	36.8%	Rebounds				
FT % 1st Half:		6-9	66.7%	2nd half:	5-7	71.4%	Game:		11-16	68.8%	2.1				

Arkansas 72 • 3-0

#	Player	Total		3-Ptr		Rebounds			PF	TP	A	TO	Blk	Stl	Min
		FG-FGA	FG-FGA	FT-FTA	FT-FTA	Off	Def	Tot							
00	Justin Smith	f	4-15	0-2	3-4	6	3	9	3	11	2	2	0	1	35
11	Jalen Tate	f	6-12	1-3	1-1	3	3	6	2	14	4	1	1	1	33
23	Connor Vanover	f	5-6	2-3	0-0	1	1	2	1	12	0	0	2	1	12
03	Desi Sills	g	1-6	0-3	1-2	1	2	3	2	3	2	1	0	4	31
05	Moses Moody	g	7-12	2-3	8-10	3	6	9	3	24	1	2	0	0	32
01	JD Notae		1-5	1-3	2-2	0	2	2	0	5	1	1	0	0	12
02	Vance Jackson Jr.		0-5	0-3	0-0	1	4	5	0	0	1	3	0	0	20
10	Jaylin Williams		0-0	0-0	0-0	1	2	3	0	0	0	1	1	1	12
12	Khalen Robinson		1-1	1-1	0-0	0	0	0	5	3	1	0	0	0	13
Team						1	3	4							
Totals			25-62	7-21	15-19	17	26	43	16	72	12	11	4	8	200
FG % 1st Half:		15-32	46.9%	2nd half:	10-30	33.3%	Game:		25-62	40.3%	Deadball				
3FG % 1st Half:		6-14	42.9%	2nd half:	1-7	14.3%	Game:		7-21	33.3%	Rebounds				
FT % 1st Half:		8-10	80.0%	2nd half:	7-9	77.8%	Game:		15-19	78.9%	3				

Officials: Hunter Allen, Brian O'Connell, Don Dailly  
Technical fouls: UT Arlington-TEAM. Arkansas-None.  
Attendance: 4400

Score by periods	1st	2nd	Total
UT Arlington	33	27	60
Arkansas	44	28	72

Last FG - UTA 2nd-00:18, ARK 2nd-00:39.  
Largest lead - UTA by 3 1st-17:25, ARK by 21 2nd-13:05.  
UTA led for 02:27. ARK led for 35:30. Game was tied for 02:03.

GAME 2		54		North Texas 27 27		54 69		38 31		69	
SEC ESPN+ NETWORK		ARKANSAS		Nov. 28, 2020 • Fayetteville, Ark. • Bud Walton Arena							

North Texas 54 • 1-1

#	Player	Total		3-Ptr		Rebounds			PF	TP	A	TO	Blk	Stl	Min
		FG-FA	FG-FGA	FT-FTA	Off	Def	Tot								
13	Thomas Bell	f	4-8	0-1	0-0	0	3	3	2	8	1	3	0	0	17
24	Zachary Simmons	f	5-10	0-1	0-0	1	6	7	3	10	2	3	1	0	28
00	James Reese	g	2-12	1-5	0-0	2	3	5	0	5	1	1	0	0	33
01	Mardrez McBride	g	2-6	0-2	4-4	1	6	7	1	8	1	2	1	0	30
03	Javion Hamlet	g	1-4	0-0	3-4	1	2	3	3	5	4	2	0	1	30
04	Jalen Jackson		3-6	0-1	0-0	0	2	2	0	6	1	1	0	0	16
11	JJ Murray		0-0	0-0	0-0	0	0	0	0	0	0	0	0	0	1
15	Rubin Jones		0-3	0-2	0-2	2	0	2	4	0	0	3	0	1	22
22	Larry Wise		0-2	0-0	0-0	1	1	2	2	0	0	1	0	0	8
34	Terence Lewis II		4-7	1-1	3-3	2	2	4	2	12	0	0	0	3	15
	Team					0	1	1							
Totals			21-58	2-13	10-13	10	26	36	17	54	10	16	2	5	200
FG % 1st Half: 11-30		36.7%	2nd half: 10-28	35.7%	Game: 21-58		36.2%		Deadball Rebounds 2						
3FG % 1st Half: 1-6		16.7%	2nd half: 1-7	14.3%	Game: 2-13		15.4%								
FT % 1st Half: 4-4		100.0%	2nd half: 6-9	66.7%	Game: 10-13		76.9%								



GAME 5		44 SOUTHERN ARKANSAS		20 24 44 79		Dec. 9, 2020 • Fayetteville, Ark. • Bud Walton Arena			

## Southern U. 44 • 0-3

#	Player	Total		3-Ptr		Rebounds			PF	TP	A	TO	Blk	Stl	Min
		FG-FGA	FG-FGA	FT-FTA	FT-FTA	Off	Def	Tot							
40	Damiree Burns	f	4-11	0-1	0-0	2	3	5	1	8	0	1	0	0	21
35	Kirk Parker	c	0-4	0-0	0-0	2	2	4	0	0	0	1	0	0	12
01	Ahsante Shivers	g	0-9	0-5	0-0	1	3	4	1	0	0	1	0	2	39
05	Jayden Saddler	g	4-8	1-1	0-0	1	5	6	2	9	1	4	0	1	31
20	Lamarcus Lee	g	4-9	0-4	0-0	1	2	3	1	8	0	2	0	1	27
00	Terrell Williams	g	0-0	0-0	0-0	0	1	1	0	0	0	0	0	0	7
02	Harrison Henderson	g	0-1	0-0	0-0	0	1	1	0	0	0	0	0	0	4
04	Isalah Rollins	g	0-0	0-0	0-0	0	0	0	0	0	1	1	0	0	4
10	Delor Johnson	g	2-5	0-0	4-4	0	2	2	0	8	0	0	0	1	13
11	DeSean Woods	g	0-2	0-2	0-0	0	1	1	5	0	2	2	0	0	9
13	Micha Bradford	g	0-1	0-0	0-0	0	0	0	2	0	0	0	0	0	2
22	Andre Allen	g	3-5	0-0	1-2	1	2	3	4	7	0	1	0	1	12
23	James Edwards	g	0-0	0-0	0-0	0	1	1	1	0	0	1	0	0	2
24	Andre Toure	g	0-2	0-0	0-0	0	0	0	0	1	0	1	0	0	5
25	Samkelo Cele	g	0-3	0-0	0-0	0	4	4	0	0	0	0	0	0	13
32	Jamarcus Jones	g	1-3	0-0	2-4	0	0	0	2	4	0	0	0	0	9
Team						2	2	4				1			
Totals			18-63	1-13	7-10	10	29	39	21	44	5	15	0	6	200
FG % 1st Half:		9-33	27.3%	2nd half:	9-30	30.0%	Game:		18-63	28.6%	Deadball				
3FG % 1st Half:		1-8	12.5%	2nd half:	0-5	0.0%	Game:		1-13	7.7%	Rebounds				
FT % 1st Half:		1-2	50.0%	2nd half:	6-8	75.0%	Game:		7-10	70.0%	3				

## Arkansas 79 • 5-0

#	Player	Total		3-Ptr		Rebounds			PF	TP	A	TO	Blk	Stl	Min
		FG-FGA	FG-FGA	FT-FTA	FT-FTA	Off	Def	Tot							
00	Justin Smith	f	4-9	0-1	3-6	3	1	4	1	11	2	2	1	0	27
11	Jalen Tate	f	5-9	1-4	1-2	0	4	4	1	12	2	2	0	2	25
23	Connor Vanover	f	1-4	1-3	0-0	0	9	9	1	3	0	0	3	3	20
03	Desi Sills	g	4-7	3-5	0-1	0	3	3	0	11	5	0	1	1	21
05	Moses Moody	g	5-10	2-4	0-0	3	2	5	1	12	2	2	1	0	26
01	JD Notae	g	5-11	2-8	0-1	0	2	2	1	12	0	0	0	1	15
02	Vance Jackson Jr.	g	1-4	1-4	0-0	2	0	2	2	3	2	1	0	0	14
04	Davonte Davis	g	5-8	1-1	3-3	3	4	7	1	14	2	1	0	0	16
10	Jaylin Williams	g	0-1	0-1	0-2	0	2	2	1	0	0	1	2	0	13
12	Khalen Robinson	g	0-4	0-2	0-2	0	2	2	1	1	2	0	0	1	14
13	Emeka Obukwelu	g	0-0	0-0	0-0	0	0	0	0	0	0	0	0	0	1
14	Brandon Kimble	g	0-0	0-0	0-0	0	0	0	0	0	0	1	0	0	2
24	Ethan Henderson	g	0-0	0-0	0-0	1	1	2	0	0	0	0	0	0	5
33	Bryson Morehead	g	0-0	0-0	0-0	0	0	0	0	0	0	0	0	0	1
Team						1	3	4							
Totals			30-67	11-33	8-17	13	33	46	10	79	16	12	8	8	200
FG % 1st Half:		17-36	47.2%	2nd half:	13-31	41.9%	Game:		30-67	44.8%	Deadball				
3FG % 1st Half:		4-16	25.0%	2nd half:	7-17	41.2%	Game:		11-33	33.3%	Rebounds				
FT % 1st Half:		4-7	57.1%	2nd half:	4-10	40.0%	Game:		8-17	47.1%	4.2				

Officials: Errol Lewis,Randy Heimerman,Jason Baker

Technical fouls: Southern U.-None. Arkansas-None.

Attendance: 3256

Score by periods	1st	2nd	Total
Southern U.	20	24	44
Arkansas	42	37	79

Points	In	Off	2nd	Fast	Bench
SU	Paint	T/O	Chance	Break	
ARK	26	11	6	8	19
	32	22	22	16	30

Last FG - SU 2nd-04:03, ARK 2nd-00:18.

Largest lead - SU None, ARK by 35 2nd-00:18.

SU led for 00:00. ARK led for 39:40. Game was tied for 00:20.

GAME 7		76 Oral Roberts ARKANSAS		40 36 76 87		Dec. 12, 2020 • Fayetteville, Ark. • Bud Walton Arena			

## Oral Roberts 76 • 3-5

#	Player	Total		3-Ptr		Rebounds			PF	TP	A	TO	Blk	Stl	Min
		FG-FGA	FG-FGA	FT-FTA	FT-FTA	Off	Def	Tot							
00	Kevin Obanor	f	7-12	0-1	7-8	2	8	10	2	21	0	2	1	1	36
22	Francis LaCris	f	0-4	0-2	2-3	2	1	3	3	2	0	1	2	1	19
02	Kareem Thompson	g	5-14	3-6	0-0	2	4	6	2	13	3	2	1	0	34
03	Max Abmas	g	4-11	1-6	2-3	0	0	0	4	11	4	2	0	3	33
10	RJ Glasper	g	5-13	1-6	3-4	0	4	4	4	14	2	2	0	0	33
11	Carlos JÃrgens	g	0-2	0-1	4-6	0	1	1	2	4	1	2	0	3	18
14	DeShang Weaver	g	4-7	3-6	0-0	0	5	5	5	11	1	1	3	1	24
23	Sheldon Stevens	g	0-1	0-1	0-0	0	0	0	0	0	0	0	0	1	3
Team						1	2	3				1			
Totals			25-64	8-29	18-24	7	25	32	22	76	11	13	7	10	200
FG % 1st Half:		14-35	40.0%	2nd half:	11-29	37.9%	Game:		25-64	39.1%	Deadball				
3FG % 1st Half:		4-15	26.7%	2nd half:	4-14	28.6%	Game:		8-29	27.6%	Rebounds				
FT % 1st Half:		8-11	72.7%	2nd half:	10-13	76.9%	Game:		18-24	75.0%	3.1				

## Arkansas 87 • 7-0

#	Player	Total		3-Ptr		Rebounds			PF	TP	A	TO	Blk	Stl	Min
		FG-FGA	FG-FGA	FT-FTA	FT-FTA	Off	Def	Tot							
00	Justin Smith	f	9-20	0-3	4-5	10	7	17	2	22	0	3	1	2	39
11	Jalen Tate	f	4-10	0-1	0-0	3	3	6	4	8	4	5	0	1	39
23	Connor Vanover	f	1-5	1-3	0-0	1	2	3	0	3	0	0	0	0	9
03	Desi Sills	g	6-13	1-4	3-4	4	6	10	3	16	2	1	1	1	34
05	Moses Moody	g	7-12	1-4	3-6	4	3	7	1	18	1	2	1	1	28
01	JD Notae	g	4-13	0-6	7-8	0	5	5	2	15	3	2	3	1	30
02	Vance Jackson Jr.	g	1-3	1-3	2-4	1	3	4	1	5	2	0	0	1	10
04	Davonte Davis	g	0-1	0-0	0-0	0	1	1	3	0	2	1	0	1	9
12	Khalen Robinson	g	0-0	0-0	0-0	0	1	1	2	0	0	0	1	0	2
Team						1	3	4				1			
Totals			32-77	4-24	19-27	24	34	58	18	87	14	15	7	8	200
FG % 1st Half:		12-40	30.0%	2nd half:	20-37	54.1%	Game:		32-77	41.6%	Deadball				
3FG % 1st Half:		2-16	12.5%	2nd half:	2-8	25.0%	Game:		4-24	16.7%	Rebounds				
FT % 1st Half:		4-7	57.1%	2nd half:	15-20	75.0%	Game:		19-27	70.4%	3.1				

Officials: Michael Roberts,James Breeding,Doug Shows

Technical fouls: Oral Roberts-None. Arkansas-TEAM.

Attendance: 4201

Score by periods	1st	2nd	Total
Oral Roberts	40	36	76
Arkansas	30	57	87

Points	In	Off	2nd	Fast	Bench
ORU	Paint	T/O	Chance	Break	
ARK	22	21	6	11	15
	56	19	23	15	20

Last FG - ORU 2nd-02:19, ARK 2nd-00:58.

Largest lead - ORU by 12 1st-04:53, ARK by 11 2nd-00:37.

ORU led for 20:20. ARK led for 17:17. Game was tied for 02:23.

Score tied - 2 times.  
Lead changed - 6 times.

<b>GAME 6</b>				<b>75</b>		<b>CENTRAL ARKANSAS</b>		35 40 57		<b>79</b>			
				<b>ARKANSAS</b>				41 59 100					
Dec. 12, 2020 • Fayetteville, Ark. • Bud Walton Arena													

<b>GAME 9</b> <b>ESPN 2</b>		<b>97</b> <b>ARKANSAS</b> Auburn	<b>47</b> <b>50</b> <b>41</b> <b>44</b>	<b>97</b> <b>85</b>	<b>85</b> 
Dec. 30, 2020 • Auburn, Ala. • Auburn Arena					

Arkansas 97 • 9-0,1-0 SEC

#	Player	Total		3-Ptr		Rebounds			PF	TP	A TO Blk			Stl	Min
		FG-FGA	FG-FGA	FT-FTA	Off Def Tot	PF	TP	A TO Blk							
00	Justin Smith	f	2-3	0-0	0-2	1	3	4	1	4	1	1	0	0	12
23	Connor Vanover	f	5-11	1-6	6-6	3	2	5	3	17	0	0	1	1	26
03	Desi Sills	f	8-15	4-7	3-6	4	2	6	0	23	2	2	1	2	35
05	Moses Moody	f	4-11	2-6	6-6	2	4	6	2	16	1	2	0	2	39
11	Jalen Tate	f	5-8	0-1	2-2	0	3	3	4	12	4	2	0	2	29
02	JD Notae	f	6-12	2-6	7-9	0	3	3	1	21	2	2	2	4	27
02	Vance Jackson Jr.	f	0-2	0-2	0-0	0	2	2	1	0	1	0	0	0	12
04	Davonte Davis	f	2-3	0-0	0-0	1	0	1	0	4	1	0	0	2	13
10	Jaylin Williams	f	0-0	0-0	0-0	1	1	2	2	0	1	0	0	0	4
12	Khalen Robinson	f	0-0	0-0	0-0	0	0	0	1	0	0	0	0	0	2
24	Ethan Henderson	f	0-0	0-0	0-0	0	0	0	1	0	0	0	0	0	1
Team					1	1	2				1				
Totals			32-65	9-28	24-31	13	21	34	16	97	13	10	4	13	200
FG % 1st Half:		18-32	56.3%	2nd half:	14-33	42.4%	Game:	32-65	49.2%	Deadball Rebounds 4					
3FG % 1st Half:		7-17	41.2%	2nd half:	2-11	18.2%	Game:	9-28	32.1%						
FT % 1st Half:		4-6	66.7%	2nd half:	20-25	80.0%	Game:	24-31	77.4%						

Auburn 85 • 6-3,0-1 SEC

#	Player	Total		3-Ptr		Rebounds			PF	TP	A TO Blk			Stl	Min
		FG-FGA	FG-FGA	FT-FTA	Off Def Tot	PF	TP	A TO Blk							
10	JT Thor	f	1-4	0-2	3-6	2	1	3	1	5	2	0	2	0	19
23	Jaylin Williams	f	5-8	2-2	1-4	1	1	2	2	13	2	5	0	0	30
22	Allen Flanigan	f	6-11	3-7	4-5	3	7	10	3	19	3	5	0	0	29
24	Justin Powell	f	1-8	0-3	2-3	2	4	6	2	4	9	7	0	2	32
35	Devan Cambridge	f	5-6	5-6	0-0	0	4	4	3	15	0	0	0	0	21
01	Jamal Johnson	f	7-11	5-7	2-2	0	1	1	3	21	0	0	0	3	23
04	Javon Franklin	f	0-1	0-1	0-2	0	0	0	0	0	2	0	0	0	3
05	Chris Moore	f	0-1	0-1	2-2	1	1	2	1	2	0	0	0	0	15
13	Babatunde Akingbola	f	1-1	0-0	0-0	0	1	1	3	2	0	0	3	0	12
44	Dylan Cardwell	f	2-3	0-0	0-0	1	3	4	2	4	0	1	0	0	16
Team					1	0	1				1				
Totals			28-54	15-29	14-24	11	23	34	20	85	18	19	5	6	200
FG % 1st Half:		15-28	53.6%	2nd half:	13-26	50.0%	Game:	28-54	51.9%	Deadball Rebounds 4					
3FG % 1st Half:		9-17	52.9%	2nd half:	6-12	50.0%	Game:	15-29	51.7%						
FT % 1st Half:		2-9	22.2%	2nd half:	12-15	80.0%	Game:	14-24	58.3%						

Officials: Rob Rorke,Vladimir Voyard-Tadal,Terry Oglesby

Technical fouls: Arkansas-None. Auburn-None.

Attendance: 1824

Score by periods	1st	2nd	Total
Arkansas	47	50	97
Auburn	41	44	85

Last FG - ARK 2nd-00:00, AUB 2nd-00:11.

Largest lead - ARK by 12 2nd-00:00, AUB by 1 1st-16:00.

ARK led for 38:33, AUB led for 00:19. Game was tied for 01:08.

Score tied - 2 times.

Lead changed - 2 times.

<b>GAME 11</b> <b>ESPN 2</b>		<b>74</b> <b>ARKANSAS</b> #9/8 Tennessee	<b>40</b> <b>34</b> <b>33</b> <b>46</b>	<b>74</b> <b>79</b>	<b>79</b> 
Jan. 6, 2021 • Knoxville, Tenn. • Thompson-Boling Arena					

Arkansas 74 • 9-2,1-2 SEC

#	Player	Total		3-Ptr		Rebounds			PF	TP	A TO Blk			Stl	Min
		FG-FGA	FG-FGA	FT-FTA	Off Def Tot	PF	TP	A TO Blk							
10	Jaylin Williams	f	3-3	0-0	0-0	0	2	2	6	0	4	1	0	1	14
11	Jalen Tate	f	7-11	1-2	0-1	0	5	5	4	15	6	6	0	0	30
23	Connor Vanover	f	5-9	1-3	1-1	2	5	7	4	12	0	0	1	0	27
03	Desi Sills	f	0-1	0-1	0-0	2	0	2	2	0	0	3	0	0	18
05	Moses Moody	f	1-8	1-4	3-3	0	2	4	6	1	0	0	0	0	37
01	JD Notae	f	7-11	2-4	3-3	0	4	4	1	19	3	4	0	0	28
02	Vance Jackson Jr.	f	5-10	3-6	1-2	0	9	9	2	14	1	0	0	0	33
04	Davonte Davis	f	1-2	0-0	0-0	0	0	0	1	2	0	1	0	1	5
12	Khalen Robinson	f	0-0	0-0	0-0	0	2	2	2	0	1	1	0	0	5
24	Ethan Henderson	f	0-0	0-0	0-0	0	0	0	0	0	0	1	0	0	3
Team					2	2	4								
Totals			29-55	8-20	8-10	6	31	37	22	74	12	20	2	2	200
FG % 1st Half:		16-28	57.1%	2nd half:	13-27	48.1%	Game:	29-55	52.7%	Deadball Rebounds 0					
3FG % 1st Half:		5-11	45.5%	2nd half:	3-9	33.3%	Game:	8-20	40.0%						
FT % 1st Half:		3-3	100.0%	2nd half:	5-7	71.4%	Game:	8-10	80.0%						

Tennessee 79 • 8-1,2-1 SEC

#	Player	Total		3-Ptr		Rebounds			PF	TP	A TO Blk			Stl	Min
		FG-FGA	FG-FGA	FT-FTA	Off Def Tot	PF	TP	A TO Blk							
10	John Fulkerson	f	6-11	0-0	4-6	0	8	8	0	16	3	0	3	0	33
35	Yves Pons	f	3-6	0-2	0-0	2	1	3	0	6	1	0	4	0	33
05	Josiah-Jordan James	f	6-12	2-6	3-5	1	8	9	3	17	1	0	1	3	36
25	Santiago Vescovi	f	1-7	0-4	2-2	0	2	2	3	4	3	2	0	3	24
45	Keon Johnson	f	4-8	0-1	6-6	0	2	2	0	14	1	1	0	1	24
11	Jaden Springer	f	2-7	1-2	0-1	0	0	0	2	5	3	1	0	2	21
12	Victor Bailey Jr.	f	5-9	2-3	5-6	0	1	1	3	17	0	0	1	1	23
33	Uros Plavsic	f	0-0	0-0	0-0	0	0	0	0	0	0	0	0	0	2
55	E.J. Anosike	f	0-0	0-0	0-0	0	0	0	1	0	1	0	0	0	4
Team					3	0	3				1				
Totals			27-60	5-18	20-26	6	22	28	12	79	13	5	9	10	200
FG % 1st Half:		14-34	41.2%	2nd half:	13-26	50.0%	Game:	27-60	45.0%	Deadball Rebounds 2					
3FG % 1st Half:		2-10	20.0%	2nd half:	3-8	37.5%	Game:	5-18	27.8%						
FT % 1st Half:		3-5	60.0%	2nd half:	17-21	81.0%	Game:	20-26	76.9%						

Officials: Jason Baker,Olandis Poole,Vladimir Voyard-Tadal

Technical fouls: Arkansas-None. Tennessee-None.

Attendance: 4191

Score by periods	1st	2nd	Total
Arkansas	40	34	74
Tennessee	33	46	79

Last FG - ARK 2nd-00:26, UT 2nd-04:50.

Largest lead - ARK by 7 1st-09:23, UT by 8 2nd-03:56.

ARK led for 24:35, UT led for 11:27. Game was tied for 03:58.

Score tied - 5 times.

Lead changed - 5 times.

<b>GAME 10</b> <b>CBS</b>		<b>81</b> <b>#12/12 Missouri</b> <b>ARKANSAS</b>	<b>33</b> <b>48</b> <b>30</b> <b>38</b>	<b>81</b> <b>68</b>	<b>68</b> 
Jan. 2, 2021 • Fayetteville, Ark. • Bud Walton Arena					

Missouri 81 • 7-1,1-1 SEC

#	Player		Total		3-Ptr	Rebounds					PF	TP	A			Stl	Min
			FG-FGA	FG-FGA	FT-FTA	Off	Def	Tot	TO	Blk			TO				
23	Jeremiah Tilmon	f	9-13	0-0	7-10	3	8	11	3	25	0	1	0	0	0	27	
24	Kobe Brown	f	3-4	0-0	0-0	1	5	6	4	6	0	0	0	0	0	14	
01	Xavier Pinson	f	5-11	1-4	12-15	1	4	5	3	23	4	2	0	0	0	32	
12	Dru Smith	f	2-4	2-2	0-0	0	3	3	4	6	1	6	1	2	2	27	
13	Mark Smith	f	3-7	2-6	3-5	1	8	9	4	11	0	8	0	1	1	35	
00	Torrence Watson	f	0-2	0-2	0-2	1	1	2	0	0	0	0	0	0	0	7	
02	Drew Buggs	f	0-1	0-0	3-4	0	4	4	3	3	4	2	0	0	0	13	
04	Javon Pickett	f	2-6	0-3	1-1	0	3	3	4	5	4	2	0	0	0	24	
05	Mitchell Smith	f	0-3	0-2	2-2	0	3	3	4	2	1	0	0	0	0	21	
Team						3	2	5									
Totals			24-51	5-19	28-39	10	41	51	29	81	14	21	1	3		200	
FG % 1st Half: 12-27			44.4%	2nd half: 12-24	50.0%	Game: 24-51		47.1%		Deadball Rebounds							
3FG % 1st Half: 1-8			12.5%	2nd half: 4-11	36.4%	Game: 5-19		26.3%		7.1							
FT % 1st Half: 8-15			53.3%	2nd half: 20-24	83.3%	Game: 28-39		71.8%									

GAME 13			76		31 45		76		92	
ESPN 2			ARKANSAS		51 41		92			
			LSU							
Jan. 13, 2021 • Baton Rouge, La. • Maravich Center										

Arkansas 76 • 10-3,2-3 SEC

#	Player	Total		3-Ptr		Rebounds			PF	TP	A	TO	Blk	Stl	Min
		FG-FGA	FG-FGA	FT-FTA	FT-FTA	Off	Def	Tot							
22	Vance Jackson Jr.	f	1-8	0-0	0-0	3	4	7	1	2	1	1	0	1	22
23	Connor Vanover	f	1-3	1-2	0-0	1	1	2	1	3	0	0	0	0	8
04	Davonte Davis	g	1-11	0-1	2-3	1	2	3	1	4	2	2	1	2	27
05	Moses Moody	g	7-18	1-5	3-4	5	1	6	4	18	2	3	0	2	36
11	Jalen Tate	g	2-5	1-4	1-2	0	1	1	2	6	1	4	0	0	21
01	JD Notae	g	8-20	3-10	3-4	3	2	5	3	22	1	2	0	3	26
03	Desi Sills	g	4-8	2-5	4-4	0	4	4	2	14	0	0	0	0	29
10	Jaylin Williams	g	2-3	0-0	3-3	4	6	10	5	7	1	3	1	2	28
24	Ethan Henderson	g	0-0	0-0	0-0	0	0	0	1	0	0	0	0	0	3
Team						0		1							
Totals		26-76		8-31		16-20		17	22	39	20	76	8	15	200

FG % 1st Half:	12-34	35.3%	2nd half:	14-42	33.3%	Game:	26-76	34.2%	Deadball Rebounds 3	
3FG % 1st Half:	4-14	28.6%	2nd half:	4-17	23.5%	Game:	8-31	25.8%		
FT % 1st Half:	3-3	100.0%	2nd half:	13-17	76.5%	Game:	16-20	80.0%		

LSU 92 • 9-2,1-1 SEC

#	Player	Total		3-Ptr		Rebounds			PF	TP	A	TO	Blk	Stl	Min
		FG-FGA	FG-FGA	FT-FTA	FT-FTA	Off	Def	Tot							
00	Mwani Wilkinson	f	4-4	1-1	2-2	2	4	6	3	11	1	0	0	2	28
02	Trendon Watford	f	9-16	1-2	4-4	2	8	10	3	23	0	6	0	0	33
04	Darius Days	f	8-10	2-4	0-0	5	8	13	2	18	0	2	1	2	30
01	Javonte Smart	g	4-13	1-3	4-7	1	2	3	2	13	5	2	0	0	35
24	Cameron Thomas	g	5-15	1-7	6-8	0	4	4	2	17	3	3	0	1	32
03	Jalen Cook	g	0-0	0-0	0-0	0	1	1	2	0	0	1	0	0	3
11	Josh LeBlanc	g	1-2	0-0	0-0	1	2	3	2	2	0	0	2	0	15
15	Aundre Hyatt	g	2-3	1-1	0-0	1	3	4	1	5	0	0	0	1	11
25	Eric Gaines	g	1-2	0-1	1-3	0	1	1	3	3	1	4	0	1	13
Team						2		1							
Totals		34-65		7-19		17-24		14	34	48	20	92	10	19	200

FG % 1st Half:	18-36	50.0%	2nd half:	16-29	55.2%	Game:	34-65	52.3%	Deadball Rebounds 2	
3FG % 1st Half:	6-14	42.9%	2nd half:	1-5	20.0%	Game:	7-19	36.8%		
FT % 1st Half:	9-11	81.8%	2nd half:	8-13	61.5%	Game:	17-24	70.8%		

Officials: Rob Rorke,Todd Austin,Don Dailly  
Technical fouls: Arkansas-None. LSU-None.  
Attendance: 2540

Score by periods	1st	2nd	Total
Arkansas	31	45	76
LSU	51	41	92

Last FG - ARK 2nd-00:52, LSU 2nd-01:48.  
Largest lead - ARK by 4 1st-18:53, LSU by 31 1st-06:10.  
ARK led for 02:49. LSU led for 36:34. Game was tied for 00:37.

Score tied - 1 time.  
Lead changed - 1 time.

<b>GAME 15</b>			<b>73</b>	Auburn	43	30	73	<b>75</b>	
				ARKANSAS	31	44	75		
Jan. 20, 2021 • Fayetteville, Ark. • Bud Walton Arena									

Auburn 73 • 8-7,2-5 SEC

#	Player	Total		3-Ptr		Rebounds			PF	TP	A	TO	Blk	Stl	Min
		FG-FGA	FG-FGA	FT-FTA	FT-FTA	Off	Def	Tot							
10	JT Thor	f	1-3	1-3	5-6	2	3	5	2	12	0	3	2	3	24
23	Jaylin Williams	f	1-5	0-2	0-0	1	3	4	2	2	2	0	2	0	24
01	Jamal Johnson	g	3-6	2-3	1-2	1	2	3	4	9	0	0	0	0	24
02	Sharife Cooper	g	9-19	2-6	5-6	1	3	4	2	25	4	4	0	0	37
22	Allen Flanigan	g	2-7	0-4	3-4	0	4	4	7	1	4	0	4	2	24
04	Javon Franklin	g	3-4	2-2	0-0	1	3	4	1	8	0	1	2	0	11
05	Chris Moore	g	1-3	0-0	1-3	2	1	3	0	3	1	0	0	0	12
13	Babatunde Akingbola	g	1-1	0-0	0-1	2	2	4	0	2	0	1	2	0	9
35	Devan Cambridge	g	0-3	0-3	1-2	0	1	1	1	1	2	1	0	0	23
44	Dylan Cardwell	g	2-2	0-0	0-0	1	0	1	2	4	0	2	1	0	12
Team						0		1							
Totals		25-58		7-23		16-24		11	23	34	18	73	10	17	200

FG % 1st Half:	16-27	59.3%	2nd half:	9-31	29.0%	Game:	25-58	43.1%	Deadball Rebounds 6.2	
3FG % 1st Half:	4-9	44.4%	2nd half:	3-14	21.4%	Game:	7-23	30.4%		
FT % 1st Half:	7-9	77.8%	2nd half:	9-15	60.0%	Game:	16-24	66.7%		

Arkansas 75 • 11-4,3-4 SEC

#	Player	Total		3-Ptr		Rebounds			PF	TP	A	TO	Blk	Stl	Min
		FG-FGA	FG-FGA	FT-FTA	FT-FTA	Off	Def	Tot							
00	Justin Smith	f	5-11	0-0	0-0	4	1	5	2	10	2	1	0	0	27
23	Connor Vanover	f	1-3	0-1	0-0	0	3	3	0	2	0	0	0	0	9
01	JD Notae	g	0-5	0-2	2-2	0	1	1	0	2	0	2	1	1	10
05	Moses Moody	g	2-9	0-4	1-2	1	4	5	2	5	2	2	1	1	32
11	Jalen Tate	g	6-10	2-4	0-1	1	3	4	5	14	5	5	1	4	34
02	Vance Jackson Jr.	g	1-2	1-2	0-0	0	0	0	3	1	0	0	0	0	5
03	Desi Sills	g	7-12	0-1	8-10	0	3	3	3	22	2	1	0	1	32
04	Davonte Davis	g	5-9	0-0	0-0	2	2	4	4	10	2	3	0	0	20
10	Jaylin Williams	g	3-4	1-1	0-0	2	5	7	3	7	2	1	2	1	29
24	Ethan Henderson	g	0-0	0-0	0-0	0	0	0	1	0	0	0	0	0	2
Team						3		1							
Totals		30-65		4-15		11-15		13	23	36	20	75	16	16	200

FG % 1st Half:	12-31	38.7%	2nd half:	18-34	52.9%	Game:	30-65	46.2%	Deadball Rebounds 1.1	
3FG % 1st Half:	3-10	30.0%	2nd half:	1-5	20.0%	Game:	4-15	26.7%		
FT % 1st Half:	4-5	80.0%	2nd half:	7-10	70.0%	Game:	11-15	73.3%		

Officials: Gerry Pollard,Chuck Jones,Mike Nance  
Technical fouls: Auburn-None. Arkansas-None.  
Attendance: 4400

Score by periods	1st	2nd	Total
Auburn	43	30	73
Arkansas	31	44	75

Last FG - AUB 2nd-01:03, ARK 2nd-03:29.  
Largest lead - AUB by 19 1st-04:17, ARK by 8 2nd-02:40.  
AUB led for 25:17. ARK led for 10:47. Game was tied for 03:56.

Score tied - 4 times.  
Lead changed - 5 times.

<b>GAME 14</b>			<b>59</b>	<b>ARKANSAS</b>	19 40 59	<b>92</b>		
								
#-24 Alabama								
42 48		90						
Jan. 16, 2021 • Tuscaloosa, Ala. • Coleman Coliseum								

Arkansas 59 • 10-4,2-4 SEC

#	Player		Total		3-Ptr	Rebounds			PF	TP	A	TO	Blk	Stl	Min
			FG-FGA	FG-FGA	FT-FTA	Off	Def	Tot							
00	Justin Smith	f	2-4	0-0	1-2	1	0	1	2	5	1	3	0	1	18
10	Jaylin Williams	f	0-1	0-0	0-0	0	2	2	1	0	1	0	1	1	18
03	Desi Sills	g	1-8	0-3	1-1	1	1	2	3	3	1	2	0	1	23
05	Moses Moody	g	10-25	3-7	5-5	3	6	9	2	28	1	2	0	0	35
11	Jalen Tate	g	4-9	0-2	2-2	0	4	4	3	10	3	6	0	1	29
01	JD Notae	g	2-7	1-3	0-2	0	1	1	0	5	0	3	1	2	18
02	Vance Jackson Jr.	g	0-4	0-2	1-2	0	2	2	0	1	0	1	0	3	14
04	Davonte Davis	g	1-3	0-0	3-4	1	5	6	3	5	1	0	0	0	28
23	Connor Vanover	g	0-0	0-0	0-0	0	0	0	0	0	0	0	0	0	2
24	Ethan Henderson	g	1-2	0-0	0-0	2	2	4	1	2	0	1	3	0	15
	Team					2	3	5							
Totals			21-63	4-17	13-18	10	26	36	15	59	8	18	5	9	200



GAME 17		Ole Miss	59	Ole Miss	25	34	59	74	
			ARKANSAS	37	37	74			
Jan. 27, 2021 • Fayetteville, Ark. • Bud Walton Arena									

Ole Miss 59 • 8-7,3-5 SEC

#	Player	Total		3-Ptr		Rebounds			PF	TP	A TO		Blk	Stl	Min
		FG-FGA	FT-FTA	FG-FGA	FT-FTA	Off	Def	Tot							
00	Romello White	f	1-5	0-0	1-1	3	5	8	3	3	1	0	1	1	29
05	KJ Buffen	f	2-7	0-0	1-2	1	2	3	4	5	1	0	0	0	24
02	Devontae Shuler	e	9-12	0-3	1-2	0	3	3	3	19	1	1	0	1	29
15	Luis Rodriguez	e	4-6	0-1	2-2	2	1	3	2	10	2	2	0	2	24
24	Jarkel Joiner	e	5-12	0-4	1-2	0	1	1	3	11	1	1	0	1	34
01	Austin Crowley	e	0-3	0-1	0-0	0	2	2	0	1	0	0	0	0	9
03	Khadim Sy	e	1-3	0-2	0-0	0	1	1	1	2	0	0	2	0	10
11	Matthew Murrell	e	1-4	1-2	0-0	0	1	1	0	3	2	2	1	0	18
14	Dimencio Vaughn	e	1-2	0-1	0-1	0	0	0	2	2	0	2	1	1	8
21	Robert Allen	e	0-1	0-1	2-2	0	2	2	0	2	1	0	0	2	7
23	Sammy Hunter	e	1-2	0-1	0-0	1	0	1	1	2	0	0	1	0	8
Team						1	3	4							
Totals			25-57	1-16	8-12	8	21	29	19	59	9	9	6	8	200
FG % 1st Half:		11-27	40.7%	2nd half:	14-30	46.7%	Game:	25-57	43.9%	Deadball Rebounds 2					
3FG % 1st Half:		0-9	0.0%	2nd half:	1-7	14.3%	Game:	1-16	6.3%						
FT % 1st Half:		3-4	75.0%	2nd half:	5-8	62.5%	Game:	8-12	66.7%						

Arkansas 74 • 13-4,5-4 SEC

#	Player	Total		3-Ptr		Rebounds			PF	TP	A TO		Blk	Stl	Min
		FG-FGA	FT-FTA	FG-FGA	FT-FTA	Off	Def	Tot							
00	Justin Smith	f	4-8	1-1	1-1	1	5	6	1	10	2	1	0	0	30
23	Connor Vanover	f	4-8	0-2	0-0	2	5	7	3	8	1	1	5	0	29
03	Desi Sills	e	3-7	1-3	2-2	0	0	0	2	9	0	0	0	1	24
05	Moses Moody	e	1-3	0-1	3-5	1	0	1	3	5	2	3	1	0	19
11	Jalen Tate	e	3-7	2-4	1-3	1	1	2	3	9	3	3	0	2	37
01	JD Notae	e	4-11	3-6	8-9	0	5	5	0	19	2	1	0	1	25
02	Vance Jackson Jr.	e	0-1	0-0	0-0	0	0	0	0	0	0	0	0	0	4
04	Davonte Davis	e	7-9	0-0	0-1	2	4	6	1	14	1	3	0	2	25
10	Jaylin Williams	e	0-0	0-0	0-0	0	3	3	3	0	1	0	0	0	7
Team						4	3	7							
Totals			26-54	7-17	15-21	11	26	37	16	74	12	12	6	6	200
FG % 1st Half:		13-28	46.4%	2nd half:	13-26	50.0%	Game:	26-54	48.1%	Deadball Rebounds 2					
3FG % 1st Half:		3-7	42.9%	2nd half:	4-10	40.0%	Game:	7-17	41.2%						
FT % 1st Half:		8-10	80.0%	2nd half:	7-11	63.6%	Game:	15-21	71.4%						

Officials: Rob 'Rorke, Ron Groover, Vladimir Voyard-Tadal

Technical fouls: Ole Miss-None. Arkansas-None.

Attendance: 4400

Score by periods	1st	2nd	Total
Ole Miss	25	34	59
Arkansas	37	37	74

Last FG - OM 2nd-01:19, ARK 2nd-01:30.

Largest lead - OM by 4 1st-15:54, ARK by 20 2nd-10:06.

OM led for 01:45. ARK led for 34:24. Game was tied for 03:51.

Score tied - 3 times.  
Lead changed - 2 times.

<b>GAME 19</b>					
					
					
<b>61</b>	Mississippi State	22	23	45	<b>61</b>
	<b>ARKANSAS</b>	28	33	61	
Feb. 2, 2021 • Fayetteville, Ark. • Bud Walton Arena					

Mississippi State 45 • 10-9,4-6 SEC

#	Player	Total		3-Ptr		Rebounds			PF	TP	A TO		Blk	Stl	Min
		FG-FGA	FT-FTA	FG-FGA	FT-FTA	Off	Def	Tot							
24	Abdul Ado	f	1-4	0-0	0-0	0	1	1	0	2	0	0	2	0	23
35	Tolu Smith	f	3-8	0-0	4-8	2	3	5	1	10	1	5	0	1	34
01	Iverson Molinar	e	1-4	0-1	4-4	0	3	3	3	6	3	4	0	0	32
03	D.J. Stewart Jr.	e	4-10	0-2	0-0	0	3	3	3	8	3	4	0	5	36
05	Deivon Smith	e	0-3	0-1	0-1	0	4	4	5	0	1	3	1	1	18
00	Jalen Johnson	e	2-5	1-3	1-2	0	1	1	2	6	0	1	0	0	14
02	Javian Davis	e	0-0	0-0	0-0	1	2	3	1	0	1	2	0	0	5
04	Cameron Matthews	e	0-2	0-1	0-0	1	1	2	2	0	0	2	0	0	14
20	Derek Fountain	e	2-7	2-5	1-3	1	3	4	1	7	0	2	1	0	9
32	Quinten Post	e	2-6	2-6	0-0	1	1	2	0	6	1	2	0	2	15
Team						2	4	6							
Totals			15-49	5-19	10-18	8	26	34	18	45	10	26	4	9	200
FG % 1st Half:		6-22	27.3%	2nd half:	9-27	33.3%	Game:	15-49	30.6%	Deadball Rebounds 4.1					
3FG % 1st Half:		2-7	28.6%	2nd half:	3-12	25.0%	Game:	5-19	26.3%						
FT % 1st Half:		8-12	66.7%	2nd half:	2-6	33.3%	Game:	10-18	55.6%						

Arkansas 61 • 14-5,6-4 SEC

#	Player	Total		3-Ptr		Rebounds			PF	TP	A TO		Blk	Stl	Min
		FG-FGA	FT-FTA	FG-FGA	FT-FTA	Off	Def	Tot							
00	Justin Smith	f	5-8	0-1	0-0	3	7	10	1	10	1	1	0	0	36
23	Connor Vanover	f	6-11	1-4	0-0	3	5	8	4	13	2	3	3	2	29
04	Davonte Davis	e	4-12	0-0	2-2	2	6	8	2	10	2	3	0	0	35
05	Moses Moody	e	4-12	1-4	4-4	3	4	7	4	13	1	3	0	2	38
11	Jalen Tate	e	2-9	0-2	2-2	1	2	3	2	6	5	2	1	3	29
01	JD Notae	e	2-6	0-2	5-6	0	3	3	0	9	2	3	0	1	18
02	Vance Jackson Jr.	e	0-1	0-1	0-0	0	0	0	0	0	0	1	0	0	2
03	Desi Sills	e	0-3	0-1	0-0	0	1	1	0	0	0	0	2	0	4
10	Jaylin Williams	e	0-2	0-2	0-0	0	0	0	2	0	0	1	0	2	9
24	Ethan Henderson	e	0-0	0-0	0-0	0	0	0	0	0	0	0	0	0	0+
Team						3	2	5							
Totals			23-64	2-17	13-14	15	30	45	15	61	13	17	6	10	200
FG % 1st Half:		10-31	32.3%	2nd half:	13-33	39.4%	Game:	23-64	35.9%	Deadball Rebounds 0					
3FG % 1st Half:		1-10	10.0%	2nd half:	1-7	14.3%	Game:	2-17	11.8%						
FT % 1st Half:		7-8	87.5%	2nd half:	6-6	100.0%	Game:	13-14	92.9%						

Officials: Doug Simmons, Todd Austin, Pat Adams

Technical fouls: Mississippi State-None. Arkansas-TEAM.

Attendance: 4400

Score by periods	1st	2nd	Total
Mississippi State	22	23	45
Arkansas	28	33	61

Last FG - MSU 2nd-00:48, ARK 2nd-01:06.

Largest lead - MSU by 13 1st-09:09, ARK by 19 2nd-01:06.

MSU led for 12:46. ARK led for 22:30. Game was tied for 04:44.

Score tied - 2 times.  
Lead changed - 2 times.

GAME 18 ESPN 2		77	ARKANSAS	34	43	77	81	
			Oklahoma State	38	43	81		
		Jan. 30, 2021 • Stillwater, Okla. • Gallagher-Iba Arena						

Arkansas 77 • 13-5

#	Player		Total		3-Ptr	Rebounds					PF	TP	A				Blk	Stl	Min
			FG-FA	FG-FG	FT-FTA	Off	Def	Tot	TO	TO			TO	TO					
00	Justin Smith	f	9-14	0-0	0-0	4	3	7	3	18	4	4	0	0	0	37			
23	Connor Vanover	f	4-9	1-4	0-0	1	3	4	1	9	0	3	5	1	26				
03	Desi Sills	e	2-4	1-2	0-0	2	2	4	1	5	2	0	0	1	15				
05	Moses Moody	e	8-13	1-3	0-1	0	4	4	0	17	1	1	0	0	32				
11	Jalen Tate	e	1-5	0-0	1-2	0	0	0	1	3	2	4	0	1	24				
01	JD Notae	e	4-12	2-6	3-4	1	2	3	0	13	2	2	0	2	28				
02	Vance Jackson Jr.	e	0-0	0-0	0-0	0	0	0	2	0	0	0	0	0	3				
04	Davonte Davis	e	6-12	0-0	0-0	2	2	4	4	12	1	1	0	3	28				
10	Jaylin Williams	e	0-1	0-0	0-0	1	3	4	2	0	1	0	0	0	7				
Team						1	1	2											
Totals			34-70	5-15	4-7	12	20	32	14	77	13	15	5	8	200				
FG % 1st Half: 16-39			41.0%	2nd half: 18-31	58.1%	Game: 34-70	48.6%									Deadball Rebounds 0			
3FG % 1st Half: 1-6			16.7%	2nd half: 4-9	44.4%	Game: 5-15	33.3%												
FT % 1st Half: 1-4			25.0%	2nd half: 3-3	100.0%	Game: 4-7	57.1%												

GAME 21			86	ARKANSAS				31	42	13	86	81	
ESPN 2				#10/10 Missouri				35	38	8	81		
Feb. 13, 2021 • Columbia, Mo. • Mizzou Arena													

## Arkansas 86 • 16-5,8-4 SEC

#	Player	Total		3-Ptr		Rebounds			PF	TP	A	TO	Blk	Stl	Min
		FG-FGA	FG-FGA	FT-FTA	Off	Def	Tot								
00	Justin Smith	f	6-10	1-3	6-7	1	5	6	2	19	3	0	0	2	38
23	Connor Vanover	f	5-7	2-4	0-0	1	3	4	3	12	2	3	2	0	25
04	Davonte Davis	g	3-10	0-0	2-2	1	3	4	2	8	3	0	1	0	32
05	Moses Moody	g	4-7	2-4	6-6	0	5	5	4	16	1	4	2	2	34
11	Jalen Tate	g	5-9	1-2	3-4	2	2	4	4	14	4	2	1	1	40
01	JD Notae	g	1-5	0-1	0-0	0	1	1	0	2	0	0	0	1	13
02	Vance Jackson Jr.	g	1-4	1-3	0-0	0	1	1	1	3	0	1	0	0	8
03	Desi Sills	g	3-7	0-2	2-2	1	3	4	1	8	2	2	0	0	21
10	Jaylin Williams	g	1-3	1-2	1-2	0	2	2	4	4	3	1	0	0	14
Team					2	1	3								
Totals			29-62	8-21	20-23	8	26	34	21	86	18	13	6	6	225
FG % 1st Half:		10-30	33.3%	2nd half:	16-27	59.3%	OT:	3-5	60.0%	Game:	29-62	46.8%	Deadball Rebounds		
3FG % 1st Half:		4-10	40.0%	2nd half:	4-10	40.0%	OT:	0-1	0.0%	Game:	8-21	38.1%	1		
FT % 1st Half:		7-8	87.5%	2nd half:	6-6	100.0%	OT:	7-9	77.8%	Game:	20-23	87.0%			

## Missouri 81 • 13-5,6-5 SEC

#	Player	Total		3-Ptr		Rebounds			PF	TP	A	TO	Blk	Stl	Min
		FG-FGA	FG-FGA	FT-FTA	Off	Def	Tot								
05	Mitchell Smith	f	3-7	2-5	0-0	3	4	7	5	8	0	1	0	1	27
24	Kobe Brown	f	2-5	0-2	2-4	2	7	9	1	6	1	3	0	0	23
01	Xavier Pinson	g	7-13	5-8	4-5	0	3	3	4	23	3	1	0	1	30
12	Dru Smith	g	5-12	2-4	3-4	0	4	4	2	15	7	6	0	1	43
13	Mark Smith	g	0-8	0-5	4-4	2	4	6	2	4	0	1	1	0	28
00	Torrence Watson	g	3-5	3-5	0-0	1	1	2	1	9	0	0	1	3	25
02	Drew Buggs	g	3-4	1-2	1-2	0	1	1	0	8	2	1	0	0	15
04	Javon Pickett	g	1-3	0-1	0-0	0	1	1	2	2	1	2	0	0	8
42	Parker Braun	g	3-4	0-0	0-2	1	2	3	3	6	1	0	1	0	26
Team					3	0	3								
Totals			27-61	13-32	14-21	12	27	39	20	81	15	16	3	6	225
FG % 1st Half:		11-25	44.0%	2nd half:	15-32	46.9%	OT:	1-4	25.0%	Game:	27-61	44.3%	Deadball Rebounds		
3FG % 1st Half:		6-14	42.9%	2nd half:	7-17	41.2%	OT:	0-1	0.0%	Game:	13-32	40.6%	3		
FT % 1st Half:		7-10	70.0%	2nd half:	1-2	50.0%	OT:	6-9	66.7%	Game:	14-21	66.7%			

Officials: Wil Howard, Patrick Evans, Joe Lindsay  
 Technical fouls: Arkansas-None. Missouri-None.  
 Attendance: 3111

Score by periods	1st	2nd	OT	Total
Arkansas	31	42	13	86
Missouri	35	38	8	81

Points	In	Off	2nd	Fast	Bench
ARK	36	19	11	2	17
MIZZOU	28	11	7	12	25

Last FG - ARK OT-00:35, MIZZOU OT-02:51.  
 Largest lead - ARK by 7 2nd-11:02, MIZZOU by 9 1st-09:50.  
 ARK led for 16:44. MIZZOU led for 21:53. Game was tied for 06:23.

Score tied - 13 times.  
 Lead changed - 8 times.

GAME 23 ESPN 2		66	#6/7 Alabama	38	28	66	81	
			#20/20 ARKANSAS	39	42	81		
		Feb. 24, 2021 • Fayetteville, Ark. • Bud Walton Arena						

## Alabama 66 • 18-6,13-2 SEC

#	Player		Total		3-Ptr	Rebounds				PF	TP	A	TO	Blk	Stl	Min
			FG-FGA	FG-FGA	FT-FTA	Off	Def	Tot								
02	Jordan Bruner	f	5-14	4-9	0-0	3	3	6	3	14	1	3	0	0	21	
01	Herbert Jones	g	2-6	0-0	0-1	0	4	4	5	4	4	5	1	1	24	
05	Jaden Shackelford	g	2-6	1-3	0-0	0	1	1	5	5	0	1	0	1	22	
11	Joshua Primo	g	3-6	1-3	0-0	1	2	3	2	7	1	2	0	0	18	
23	John Petty Jr.	g	4-8	2-3	2-2	0	2	2	5	12	2	2	0	2	35	
03	Alex Reese	g	0-5	0-5	0-0	1	1	2	1	0	0	0	0	0	6	
04	Juwan Gary	g	4-8	0-2	1-2	4	5	9	4	9	0	0	2	0	16	
12	Darius Miles	g	0-0	0-0	0-0	0	0	0	0	0	0	0	0	0	1	
13	Jahvon Quinerly	g	5-11	3-6	0-3	0	3	3	2	13	4	2	0	0	33	
14	Keon Ellis	g	1-5	0-2	0-0	2	3	5	3	2	2	1	0	0	23	
33	James Rojas	g	0-0	0-0	0-0	0	0	0	2	0	0	0	0	0	1	
Team						2	1	3								
Totals				26-69	11-33	3-8	13	25	38	32	66	14	16	3	4	200
FG % 1st Half: 14-35 40.0%			2nd half: 12-34 35.3%	Game: 26-69 37.7%	Deadball Rebound 2.1											
3FG % 1st Half: 7-17 41.2%			2nd half: 4-16 25.0%	Game: 11-33 33.3%												
FT % 1st Half: 3-6 50.0%			2nd half: 0-2 0.0%	Game: 3-8 37.5%												

## Arkansas 81 • 18-5,10-4 SEC

#	Player		Total		3-Ptr	Rebounds			PF	TP	A	TO	Blk	Stl	Min	
			FG-FA	FG-FA	FT-FTA	Off	Def	Tot								
00	Justin Smith	f	5-9	0-0	1-4	5	7	12	2	11	2	3	1	1	39	
23	Connor Vanover	f	1-3	0-1	0-0	0	1	1	1	2	0	1	1	0	10	
04	Davonte Davis	g	2-3	0-1	1-1	1	2	3	4	5	1	1	0	0	19	
05	Moses Moody	g	3-12	2-5	16-19	1	4	5	2	24	4	1	3	1	39	
11	Jalen Tate	g	5-7	0-1	2-5	0	4	4	5	12	4	3	4	0	37	
01	JD Notae	g	4-9	2-4	2-5	0	2	2	1	12	3	2	0	2	16	
03	Desi Sills	g	0-2	0-0	0-0	0	0	0	1	0	0	1	0	0	10	
10	Jaylin Williams	g	4-8	0-2	5-7	1	7	8	2	13	0	0	0	0	22	
24	Ethan Henderson	g	1-1	0-0	0-2	1	1	2	0	2	1	0	2	0	8	
Team						0	2	2								
Totals				25-54	4-14	27-43	9	30	39	18	81	15	13	11	4	200
FG % 1st Half:			13-25	52.0%	2nd half:	12-29	41.4%	Game:	25-54	46.3%	Deadball Rebound:					
3FG % 1st Half:			2-5	40.0%	2nd half:	2-9	22.2%	Game:	4-14	28.6%						10.3
FT % 1st Half:			11-18	61.1%	2nd half:	16-25	64.0%	Game:	27-43	62.8%						

Officials: Lee Cassell, Steven Anderson, Doug Shous  
 Technical fouls: Alabama-John Petty Jr. 2; Jahvon Quinerly. Arkansas-Jalen Tate 2.  
 Attendance: 4400

Score by periods	1st	2nd	Total
Alabama	38	28	66
Arkansas	39	42	81

Last FG - BAMA 2nd-00:54, ARK 2nd-02:14.  
 Largest lead - BAMA by 6 2nd-18:08, ARK by 16 2nd-05:22.  
 BAMA led for 05:10. ARK led for 31:33. Game was tied for 02:55.

Score tied - 4 times.  
 Lead changed - 6 times.

GAME 22			64	Florida	30	34	64	75	
ESPN 2	#24/- ARKANSAS			40	35	75			
	Feb. 16, 2021 • Fayetteville, Ark. • Bud Walton Arena								

## Florida 64 • 10-6,6-5 SEC

#	Player		Total		3-Ptr	Rebounds					PF	TP	A	TO	Blk	Stl	Min
			FG-FGA	FG-FGA	FT-FTA	Off	Def	Tot									
04	Anthony Duruji	f	2-6	1-1	2-2	0	4	4	4	7	0	1	1	1	27		
05	Omar Payne	f	1-1	0-0	0-0	1	2	3	0	2	1	0	3	1	17		
01	Tre Mann	g	3-11	1-6	2-2	1	7	8	2	9	1	3	0	1	27		
10	Noah Locke	g	2-9	1-5	0-0	1	1	2	0	5	1	0	0	0	30		
22	Tyree Appleby	g	6-14	1-7	3-3	0	1	1	1	16	2	7	0	1	37		
00	Ques Glover		0-1	0-1	0-0	0	0	0	1	0	0	0	0	0	1		
02	Samson Ruzhentsev		1-2	0-1	0-0	0	0	0	2	2	0	0	0	0	6		
12	Colin Castleton		4-10	0-0	5-5	2	4	6	3	13	0	1	2	2	24		
15	Osayi Osifo		2-4	0-0	2-2	3	2	5	1	6	1	2	0	0	14		
23	Scottie Lewis		2-2	0-0	0-0	0	3	3	5	4	0	2	0	3	15		
44	Niels Lane		0-1	0-0	0-0	0	0	0	0	0	0	0	0	0	2		
Team						4	0	4									
Totals			23-61	4-21	14-14	12	21	26	19	64	6	16	6	9	200		
FG % 1st Half: 11-36			30.6%	2nd half: 12-25	48.0%	Game: 23-61		37.7%	Deadball Rebounds 0								
3FG % 1st Half: 3-14			21.4%	2nd half: 1-7	14.3%	Game: 4-21		19.0%									
FT % 1st Half: 5-5			100.0%	2nd half: 9-9	100.0%	Game: 14-14		100.0%									

<b>GAME 25</b>		<b>101</b>	<b>#12/13 ARKANSAS</b>	<b>49</b>	<b>52</b>	<b>101</b>	<b>73</b>	
			<b>South Carolina</b>	<b>32</b>	<b>41</b>	<b>73</b>		
			<b>Mar. 2, 2021 • Columbia, S.C. • Colonial Life Arena</b>					

Arkansas 101 • 20-5,12-4 SEC

#	Player	Total		3-Ptr		Rebounds			PF	TP	A TO Blk			Stl	Min
		FG-FGA	FG-FGA	FT-FTA	FT-FTA	Off	Def	Tot							
00	Justin Smith	f	8-12	0-0	6-7	1	7	8	1	22	2	1	0	1	34
23	Connor Vanover	f	1-5	1-3	0-0	0	6	6	1	3	1	1	4	0	20
04	Davonte Davis	g	1-2	0-0	2-2	2	6	8	2	4	2	5	0	2	20
05	Moses Moody	g	10-15	4-9	4-4	0	7	7	3	28	2	0	0	2	34
11	Jalen Tate	g	1-5	0-2	0-0	1	0	1	2	2	1	3	0	0	18
01	JD Notae	g	9-16	3-8	0-0	0	5	5	1	21	5	3	0	5	31
02	Vance Jackson Jr.	g	2-4	2-4	0-0	0	0	0	1	6	2	0	0	0	8
03	Desi Sills	g	5-8	5-7	0-0	0	1	1	5	15	2	2	0	0	26
13	Emeka Obukwelu	g	0-0	0-0	0-0	0	0	0	0	0	0	0	0	0	1
22	Abayomi Iyiola	g	0-0	0-0	0-0	0	1	1	0	0	0	0	0	0	2
24	Ethan Henderson	g	0-0	0-0	0-0	0	0	0	2	0	0	0	0	0	6
Team						1	1	2							
Totals			37-67	15-33	12-13	5	34	39	18	101	17	15	4	10	200
FG % 1st Half:		18-33	54.5%	2nd half:	19-34	55.9%	Game:		37-67	55.2%	Deadball				
3FG % 1st Half:		10-20	50.0%	2nd half:	5-13	38.5%	Game:		15-33	45.5%	Rebounds				
FT % 1st Half:		3-4	75.0%	2nd half:	9-9	100.0%	Game:		12-13	92.3%	0.3				

South Carolina 73 • 6-13,4-11 SEC

#	Player	Total		3-Ptr		Rebounds			PF	TP	A TO Blk			Stl	Min
		FG-FGA	FG-FGA	FT-FTA	FT-FTA	Off	Def	Tot							
10	Justin Minaya	f	1-5	0-3	0-2	2	2	4	2	2	2	0	0	2	27
24	Keyshawn Bryant	f	5-15	0-2	3-9	3	6	9	1	13	0	2	2	3	31
04	Tre-Vaughn Minott	c	2-4	0-0	0-0	2	4	6	3	4	0	1	0	0	16
00	AJ Lawson	g	6-17	4-9	2-2	0	3	3	0	18	0	0	0	0	28
01	TJ Moss	g	1-3	0-1	2-2	0	1	1	0	4	7	5	0	3	23
04	Jalyn McCreary	g	5-7	0-0	0-0	2	0	2	4	10	0	1	0	0	15
05	Jermaine Cousinard	g	2-6	1-4	3-4	1	2	3	2	8	1	1	0	0	24
12	Trae Hannibal	g	3-6	0-0	2-2	1	6	7	0	8	2	3	0	1	16
13	Mike Green	g	0-1	0-1	0-0	0	0	0	0	0	0	0	0	0	2
14	Nathan Nelson	g	0-0	0-0	0-0	0	0	0	0	0	0	1	0	0	3
15	Wildens Leveque	g	0-1	0-0	0-0	0	1	1	0	0	0	0	0	0	4
23	Seventh Woods	g	2-7	1-3	1-2	0	0	0	2	6	1	0	0	0	11
Team						2	1	3							
Totals			27-72	6-23	13-23	13	26	39	14	73	13	14	2	9	200
FG % 1st Half:		12-43	27.9%	2nd half:	15-29	51.7%	Game:		27-72	37.5%	Deadball				
3FG % 1st Half:		3-13	23.1%	2nd half:	3-10	30.0%	Game:		6-23	26.1%	Rebounds				
FT % 1st Half:		5-7	71.4%	2nd half:	8-16	50.0%	Game:		13-23	56.5%	5				

Officials: Michael Roberts,Chuck Jones,Tony Greene  
Technical fouls: Arkansas-None. South Carolina-None.  
Attendance: 3193

Score by periods	1st	2nd	Total
Arkansas	49	52	101
South Carolina	32	41	73

Last FG - ARK 2nd-00:17, USC 2nd-00:38.  
Largest lead - ARK by 32 2nd-04:07, USC by 3 1st-17:08.  
ARK led for 34:48. USC led for 04:01. Game was tied for 01:11.

<b>GAME 27</b>		<b>64</b>	<b>#8/8 ARKANSAS</b>	<b>33</b>	<b>31</b>	<b>64</b>	<b>70</b>	
			<b>Mar. 12, 2021 • Nashville, Tenn. • Bridgestone Arena</b>					

Missouri 64 • 16-9

#	Player	Total		3-Ptr		Rebounds			PF	TP	A TO Blk			Stl	Min
		FG-FGA	FG-FGA	FT-FTA	FT-FTA	Off	Def	Tot							
23	Jeremiah Tilmon	f	3-6	0-0	3-7	0	0	0	5	9	0	3	0	1	26
24	Kobe Brown	f	2-5	0-2	2-2	0	11	11	3	6	1	2	2	3	32
01	Xavier Pinson	g	5-10	1-3	3-3	0	2	2	2	14	2	4	0	1	25
12	Dru Smith	g	4-10	2-6	1-2	0	1	1	3	11	5	5	0	3	38
13	Mark Smith	g	3-13	0-4	1-2	3	6	9	2	7	0	2	1	1	26
00	Torrence Watson	g	0-0	0-0	0-0	0	1	1	0	0	0	0	0	0	4
02	Drew Buggs	g	1-2	1-1	0-1	0	0	0	0	3	0	1	0	0	12
04	Javon Pickett	g	3-4	1-1	0-0	2	0	2	4	7	2	2	0	0	21
05	Mitchell Smith	g	0-0	0-0	2-2	0	1	1	5	2	1	2	0	0	10
42	Parker Braun	g	1-2	1-1	2-2	0	1	1	1	5	0	0	0	0	6
Team						0	3	3							
Totals			22-52	6-18	14-21	5	26	31	25	64	11	21	3	9	200
FG % 1st Half:		12-25	48.0%	2nd half:	10-27	37.0%	Game:		22-52	42.3%	Deadball				
3FG % 1st Half:		3-6	50.0%	2nd half:	3-12	25.0%	Game:		6-18	33.3%	Rebounds				
FT % 1st Half:		6-9	66.7%	2nd half:	8-12	66.7%	Game:		14-21	66.7%	3				

Arkansas 70 • 22-5

#	Player	Total		3-Ptr		Rebounds			PF	TP	A TO Blk			Stl	Min
		FG-FGA	FG-FGA	FT-FTA	FT-FTA	Off	Def	Tot							
00	Justin Smith	f	6-12	0-1	4-7	3	5	8	5	16	3	5	1	2	30
23	Connor Vanover	f	0-0	0-0	0-0	0	1	1	1	0	0	1	0	0	8
04	Davonte Davis	g	4-12	0-0	3-6	0	6	6	4	11	4	2	0	1	29
05	Moses Moody	g	2-6	0-3	1-1	4	4	8	2	5	0	4	1	0	39
11	Jalen Tate	g	1-3	0-0	2-2	0	2	2	3	4	0	2	0	0	22
01	JD Notae	g	9-16	4-7	5-6	0	4	4	0	27	4	5	1	1	32
02	Vance Jackson Jr.	g	0-0	0-0	0-0	0	0	0	1	0	0	0	0	0	4
03	Desi Sills	g	1-4	1-4	0-0	0	2	2	1	3	2	1	0	1	27
24	Ethan Henderson	g	2-2	0-0	0-0	0	0	0	3	4	0	0	2	0	9
Team						1	4	5							
Totals			25-55	5-15	15-22	8	28	36	20	70	13	20	5	5	200
FG % 1st Half:		12-26	46.2%	2nd half:	13-29	44.8%	Game:		25-55	45.5%	Deadball				
3FG % 1st Half:		4-9	44.4%	2nd half:	1-6	16.7%	Game:		5-15	33.3%	Rebounds				
FT % 1st Half:		4-6	66.7%	2nd half:	11-16	68.8%	Game:		15-22	68.2%	3.1				

Officials: Steven Anderson,Terry Oglesby,Doug Shows  
Technical fouls: Missouri-None. Arkansas-None.  
Attendance: 3164

Score by periods	1st	2nd	Total
Missouri	33	31	64
Arkansas	32	38	70

Last FG - MIZZOU 2nd-00:17, ARK 2nd-01:19.  
Largest lead - MIZZOU by 10 1st-09:18, ARK by 10 2nd-05:04.  
MIZZOU led for 17:50. ARK led for 19:22. Game was tied for 02:48.

<b>GAME 26</b>		<b>80</b>	<b>Mississippi State</b>	<b>41</b>	<b>39</b>	<b>80</b>	<b>87</b>	
			<b>#12/13 ARKANSAS</b>	<b>38</b>	<b>49</b>	<b>87</b>		
			<b>Mar. 6, 2021 • Fayetteville, Ark. • Bud Walton Arena</b>					

Texas A&M 80 • 8-9,2-8 SEC

#	Player		Total		3-Ptr	Rebounds									
			FG-GA	FG-GA	FT-FTA	Off	Def	Tot	PF	TP	A	TO	Blk	Stl	Min
05	Emanuel Miller	f	8-15	0-0	7-7	4	6	10	3	23	4	3	0	1	37
15	Jonathan Aku	f	0-0	0-0	0-0	0	5	5	3	0	2	1	0	0	16
01	Savion Flagg	g	7-11	2-5	0-1	3	2	5	1	16	1	4	1	0	37
03	Quenton Jackson	g	9-15	5-8	0-0	1	0	1	2	23	1	3	0	2	30
20	Andre Gordon	g	3-9	2-4	1-2	0	4	4	0	9	4	2	0	1	31
00	Jay Jay Chandler		1-4	1-4	0-0	0	2	2	4	3	2	1	0	1	11
02	Hayden Hefner		0-0	0-0	0-0	0	0	0	1	0	0	0	0	0	3
11	Hassan Diarra		2-6	0-2	0-0	0	0	0	1	4	0	2	0	1	12
31	Luke McGhee		1-1	0-0	0-0	1	1	2	4	2	0	1	3	1	23
Team						2	0	2							
Totals			31-61	10-23	8-10	11	20	31	19	80	14	17	4	7	200
FG % 1st Half: 16-33			48.5%	2nd half: 15-28	53.6%	Game: 31-61		50.8%	Deadball Rebounds 1						
3FG % 1st Half: 7-15			46.7%	2nd half: 3-8	37.5%	Game: 10-23		43.5%							
FT % 1st Half: 2-2			100.0%	2nd half: 6-8	75.0%	Game: 8-10		80.0%							



## LAST TIME AN ARKANSAS PLAYER...

### • SCORING •

**Scored 25 Points: 28 Moses Moody vs LSU (03/13/21)**

Scored 30 Points: 30 Mason Jones at Texas A&M (03/07/20)

Scored 40 Points: 40 Mason Jones vs Auburn (02/04/20)

Scored 50 Points: 51 Rotnei Clarke vs. Alcorn State (11/13/09)

**RECORD: 51 Rotnei Clarke vs. Alcorn State (11/13/09)**

### • FIELD GOALS MADE •

Made 15 Field Goals: 15 (15-21) Rotnei Clarke vs. Alcorn State (11/13/09)

Made 20 Field Goals: 20 (2-30) Dean Tolson vs. Texas A&M (03/02/74)

**RECORD: 20 (20-30) Dean Tolson vs. Texas A&M (03/02/74)**

### • FIELD GOALS ATTEMPTED •

**Attempted 20 Field Goals: 20 (8-20) JD Notae at LSU (01/13/21)**

**Attempted 25 Field Goals: 25 (10-25) Moses Moody at Alabama (01/16/21)**

**RECORD: 30 (20-30) Dean Tolson vs. Texas A&M (03/02/74)**

### • FIELD GOAL PERCENTAGE •

Shot 100% FG (Min. 7 att): Daniel Gafford (7-7) at Texas Tech (01/26/19)

**RECORD (min 8 att): 100% 8x - Best: Daryll Saulsberry (10-10) 1975**

### • 3-POINTERS MADE •

Made 7 3-pointers: 8 (8-11) Mason Jones at Texas A&M (03/07/20)

Made 10 3-pointers: 10 (10-13) by Isaiah Joe vs. FIU (12/01/18)

Made 11-Plus 3-pointers: 13 (13-17) by Rotnei Clarke vs. Alcorn State (11/13/09)

**RECORD: 13 (13-17) by Rotnei Clarke vs. Alcorn State (11/13/09) (SEC record)**

### • 3-POINTERS ATTEMPTED •

Attempted 15 3-Pointers: 15 (6-15) Isaiah Joe at Texas A&M (03/07/20)

Attempted 20 3-Pointers: 24 (10-24) Pat Bradley vs. North Texas (12/30/98)

**RECORD: 24 (10-24) Pat Bradley vs. North Texas (12/30/98) (SEC record)**

### • FREE THROWS MADE •

**Made 10 Free Throws: 11 Moses Moody (11-14) vs LSU (02/27/20)**

**Made 15 Free Throws: 16 (16-19) Moses Moody vs Alabama (02/24/21)**

Made 20 Plus Free Throws: 22 (22-24) Martin Terry vs. Texas A&M (01/22/72)

**RECORD: 22 (22-24) by Martin Terry vs. Texas A&M (01/22/72)**

### • FREE THROWS ATTEMPTED •

Attempted 15 Free Throws: 19 (16-19) Mason Jones vs Tennessee (02/26/20)

**Attempted 20 Free Throws: 21 (18-21) Moses Moody vs Alabama (02/24/21)**

Attempted 24 Plus Free Throws: 24 (22-24) Martin Terry vs. Texas A&M (01/22/72)

**RECORD: 24 (22-24) Martin Terry vs. Texas A&M (01/22/72)**

### • FREE THROW PERCENTAGE •

Shot 100% FT (min 10 att): 12-12 Isaiah Joe vs Tennessee (02/26/20)

**RECORD (min. 11 att): 9x - Best: Tommy Boyer (18-18) in 1963**

### • REBOUNDS •

**Grabbed 10-14 Rebounds: 12 Justin Smith vs Alabama (02/24/21)**

**Grabbed 15-20 Rebounds: 17 Justin Smith vs Oral Roberts (12/20/20)**

Grabbed 20-Plus Rebounds: 23 Nick Davis vs. Jackson State (11/21/97)

**RECORD: 23 by Nick Davis vs. Jackson State (11/21/97)**

• **Grabbed 10 Offensive Rebounds: 10 Justin Smith vs Oral Roberts (12/20/20)**

• **Grabbed 14 Defensive Rebounds: 14 Connor Vanover vs North Texas (11/28/20)**

### • ASSISTS •

**Had 10 Assists: 10 by Jalen Tate vs Georgia (01/09/21)**

Had 15 Assists: 15 by Dontell Jefferson vs. Portland State (11/18/05)

**RECORD: 15 by Dontell Jefferson vs. Portland State (11/18/05)**

### • STEALS •

**Had 5 Steals: 5 JD Notae at South Carolina (03/02/21)**

Had 6-7 Steals: 6 Isaiah Joe at Georgia Tech (11/25/19)

Had 8-9 Steals: 9 Robert Shepard at Arizona (12/06/92)

**RECORD: 9 by Robert Shepard at Arizona (12/06/92)**

### • BLOCKED SHOTS •

**Had 5 Blocks: 5 Connor Vanover at Oklahoma State (01/30/21)**

**Had 6-9 Blocks: 6 Connor Vanover vs North Texas (11/28/20)**

Had 10 Blocks: 10 Steven Hill vs. Texas State (12/06/05)

**RECORD: 10 Steven Hill vs. Texas St. (12/06/05) & Oliver Miller vs. Texas (02/04/90)**

### • TURNOVERS •

**Committed 5-9 Turnovers: 5 Davonte Davis at South Carolina (03/02/21)**

Committed 10 Plus Turnovers: 10 Courtney Fortson at South Carolina (02/21/09)

### • MINUTES PLAYED •

**38 Minutes (Regulation): 38:52 Davonte Davis vs Texas A&M (03/06/21)**

**39 Minutes (Regulation): 39:26 Moses Moody vs Missouri (03/12/21)**

**40 Minutes (Regulation): 40:00 Justin Smith vs Texas A&M (03/06/21)**

40 Minutes (OT): 40:00 Jimmy Whitt Jr., at Missouri (02/08/20)

45 Plus Minutes: 47 by BJ Young vs. Auburn (01/16/13)

### • MISCELLANEOUS •

**2 Players Scored 20+ Pts In Same Game: Moses Moody (28) & Justin Smith (21) vs LSU (03/13/21)**

**3 Players Scored 20+ Pts in Same Game: at South Carolina (03/02/20) Moses Moody (28), Justin Smith (22) and JD Notae (21)**

2 Players Scored 20+ Pts In Back-To-Back Gms: Jones (37/26) & Joe (22/26) vs. Tennessee (02/26/20) and at Georgia (02/29/20)

2 Players Scored 20+ Pts In 3 Straight: Jones (41/20/21) & Joe (20/21/24)

vs Tulsa (12/14/19), Valpo (12/21/19) and Indiana (12/29/19)

8 Players Scored in Double Digits: Mississippi Valley State (11/25/20) Vanover (25), Sills (19), Moody (16), Jackson (15), Robinson (15), Smith (13), Notae (13), Tate 12)

Scored 20 or More Points in Five-Plus Consecutive Games: (5) by Mason Jones 37, 26, 36, 30, 22 (02/26/20 to 03/11/20)

Scored 20 or More Points in 10-Plus Consecutive Games: (11) by Todd Day 20, 23, 26, 26, 22, 31, 23, 21, 27, 21, 20 (12/01/90 to 01/12/91)

Scored 30 or More Points in 3 Straight Games: Mason Jones (only Razorback) 34 vs. S. Carolina (01/29/20), 30 at Alabama (02/01/20), 40 vs Auburn (02/04/20)

Most Points in Back-To-Back Games: 82 by Martin Terry 35 at TCU (02/20/73) and 47 vs. SMU (02/24/73)

Consecutive Free Throws Made: 48 by Ricky Medlock (20 gms; 12/21/74 to 03/04/75)

**Double-Double: Pts/Rebs: Justin Smith (10 & 10) vs Mississippi State (02/02/21)**

**Double-Double: Pts/Assists: Jalen Tate (15 & 10) vs Georgia (01/09/21)**

**Two Players with Double-Double in Same Game: vs Oral Roberts (12/20/20) Justin Smith (22 pts, 17 rebs) and Desi Sills (16 pts, 10 rebs)**

Three Players with Double-Double in Same Game: vs Alabama (01/16/10) – Marshawn Powell (18 pts, 10 rebs), Mike Washington (17 pts, 13 rebs) and Courtney Fortson (12 pts, 10 assists)

Had 5-Plus Assists in 5-Plus Consecutive Games: (6) by Jalen Harris 11, 6, 10, 12, 7, 10 (11/21/81 thru 12/15/18)

Had 10 or More Assists in Back-to-Back Games: Jalen Harris 10 vs. FIU (12/01/18) and 12 at Colorado State (12/05/18)

Three-Plus Players with 5-Plus Assists in a Game: vs. Montana State (11/21/18)

Jalen Harris (11), Isaiah Joe (5) and Desi Sills (5)

Had 5 or More Steals in Back-to-Back Games: Ronnie Brewer 5 vs. Western Illinois (01/01/06) and 5 vs. Mississippi State (01/07/06)

## LAST TIME AN OPPONENT PLAYER...

### • SCORING •

Scored 30 Points: 30 Saben Lee vs Vanderbilt (03/11/20)

Scored 40 Points: 45 Jodie Meeks vs. Kentucky (02/14/09)

Scored 50 Points: 56 Oscar Robertson vs. Cincinnati (03/15/58) **(on record)**

### • FIELD GOALS MADE •

Made 15 Field Goals: 17 (17-24) Jodie Meeks vs. Kentucky (02/14/09)

Made 20 Field Goals: 21 Oscar Robertson vs. Cincinnati (03/15/58) **(on record)**

### • FIELD GOALS ATTEMPTED •

Attempted 20 Field Goals: 22 (11-22) Braden Shackelford at Alabama (02/01/20)

Attempted 25 Field Goals: 28 (11-28) Devan Downey vs. South Carolina (02/17/10)

### • FIELD GOAL PERCENTAGE •

Shot 100% FG (Min. 7 att): Adam Wing (8-8) vs. Evansville (12/08/15)

### • 3-POINTERS MADE •

Made 7 3-pointers: 7 (7-15) Tyler Hall vs. Montana State (11/21/18)

Made 10 3-pointers: 10 (10-19) Lance Weems at Auburn (01/06/96)

### • 3-POINTERS ATTEMPTED •

Attempted 15 3-pointers: 15 (7-15) Tyler Hall vs. Montana State (11/21/18)

Attempted 20 3-pointers: 22 (5-22) Jeff Fryer vs. Loyola Marymount (03/16/89)

### • FREE THROWS MADE •

**Made 10 Free Throws: 12 (12-15) Xavier Pinson (01/02/21)**

Made 15 Free Throws: 15 (15-17) Keyontae Johnson at Florida (02/18/20)

### • FREE THROWS ATTEMPTED •

**Attempted 15 Free Throws: 15 (12-15) Xavier Pinson (01/02/21)**

Attempted 20 Free Throws: 24 (18-24) Frank Williams vs. Illinois (12/08/01)

### • FREE THROW PERCENTAGE •

Shot 100% FT (min 10 att): 14-14 Grant Williams at Tennessee (01/15/19)

### • REBOUNDS •

Grabbed 15-19 Rebounds: 18 Kevin Samuel vs TCU (01/25/20)

Grabbed 20 Rebounds: 20 Antonio McDyess vs. Alabama (03/11/95)

• **Grabbed 10 Offensive Rebounds: 11 Tyler Davis at Texas A&M (01/30/18)**

• **Grabbed 10 Defensive Rebounds: 11 Kevin Samuel vs TCU (01/25/20)**

### • ASSISTS •

Had 10 Assists: 11 Tremont Waters vs. LSU (01/12/19)

Had 13 Assists: 13 Chuck Evans at Mississippi State (01/27/93) **(on record)**

### • STEALS •

Had 5 Steals: 6 Alpha Diallo at Providence (03/19/19)

Had 8 Steals: 8 Terry Conerway vs. Texas State (12/21/02)

### • BLOCKED SHOTS •

Had 6-9 Blocks: 7 Stefan Moody at Ole Miss (02/13/16)

Had 10 Plus Blocks: 10 P.J. Roberson vs. Grambling State (11/26/11)

• **• TURNOVERS •**

Committed 5-9 Turnovers: 5 TJ Moss at South Carolina (03/02/21)  
Committed 10 Plus Turnovers: 12 Devin Gibson vs. UTA (12/12/07)

**LAST TIME ARKANSAS HIGHS...**

• **• SCORING •**

Scored 100-119 Points: 101 at South Carolina (103/02/21)  
Scored 120-Plus Points: 142 vs. Mississippi Valley State (11/25/20)  
Scored 50 Points in 1st Half: 61 vs. Miss Valley State (11/25/20)  
Scored 50 Points in 2nd Half: 52 at South Carolina (03/02/21)  
Scored 60 or More Points in a Half: 61 (1st) vs. Miss Valley State (11/25/20)  
Scored 70 or More Points in a Half: 71 (1st) vs. Alcorn (11/13/09)  
Scored 80 or More Points in a Half: 81 (2nd) vs. Miss Valley State (11/25/20)  
Most Points in a Half: 88 (2nd) vs. U.S. International (12/09/89)

• **• FIELD GOALS MADE •**

Made 40 Field Goals: 40 (40-76) vs. Central Arkansas (12/12/20)  
Made 50 Field Goals: 57 (57-99) vs. Troy (12/10/96)  
RECORD: 68 (68-101) vs. U.S. International (12/09/89)

• **• FIELD GOALS ATTEMPTED •**

Attempted 80 Field Goals: 86 (48-86) vs. Miss Valley State (11/25/20)  
Attempted 90 Field Goals: 99 (57-99) vs. Troy (12/10/96)  
Attempted 100 Field Goals: 101 (68-101) vs. US International (12/09/89)  
RECORD: 101 (68-101) vs. U.S. International (12/09/89)

• **• FIELD GOAL PERCENTAGE •**

Shot 60% FG: 60.9 (42-69) vs. FIU (12/01/18)  
Shot 70% or Better FG: 72.7 (32-44) vs. Alabama State (12/21/83)  
RECORD: 79.4 (27-34) vs. Texas Tech (1979)

• **• 3-POINTERS MADE •**

Made 15 3-pointers: 15 (15-33) at South Carolina (03/02/21)  
Made 20 3-pointers: 20 (20-40) vs. Miss Valley State (11/25/20)  
RECORD: 21 (21-37) vs. Troy (12/10/96)

• **• 3-POINTERS ATTEMPTED •**

Attempted 30 3-pointers: 33 (15-33) at South Carolina (02/03/21)  
Attempted 40 3-pointers: 40 (20-40) vs. Miss Valley State (11/25/20)  
RECORD: 54 (19-54) vs. North Texas (12/30/98)

• **• 3-POINT PERCENTAGE •**

Shot 50% 3PT FG (min. 15 att): 57.1 (12-21) vs. Georgia (01/09/21)  
Shot 60% or Better 3PT FG (min. 15 att): 61.1 (11-18) at Vanderbilt (03/06/19)  
RECORD (min. 15 att): 66.7 (16-24) vs. Mississippi State (01/09/16)

• **• FREE THROWS MADE •**

Made 20 Free Throws: 27 (27-43) vs. Alabama (02/24/21)  
Made 30 Free Throws: 36 (36-54) vs. LSU (03/04/20)  
Made 40 Free Throws: 41 (41-49) at Kentucky (01/25/92)  
RECORD: 48 (48-53) vs. Ole Miss (01/17/04)

• **• FREE THROW ATTEMPTS •**

Attempted 40 Free Throws: 43 (27-43) vs. Alabama (02/24/21)  
Attempted 50 Free Throws: 54 (36-54) vs. LSU (03/04/20)  
Attempted 60 Free Throws: 65 vs. TCU (1955)  
RECORD: 65 vs. TCU (1955)

• **• FREE THROW PERCENTAGE •**

Shot 80% FT (min. 10 att): 87.0 (20-23) at Missouri (02/13/21)  
Shot 90% or Better FT (min. 10 att): 92.3 (12-13) at South Carolina (03/02/21)  
RECORD (min 10 att): 100 3x - Best 16-16 at Kentucky (02/27/14)

• **• REBOUNDS •**

Grabbed 40 Rebounds: 40 vs. Georgia (01/09/21)  
Grabbed 50 Rebounds: 54 vs. Lipscomb (12/05/20)  
Grabbed 55-Plus Rebounds: 58 vs. Oral Roberts (12/20/20)  
RECORD: 77 vs. Jackson State (01/22/02)

• **• ASSISTS •**

Had 25 Assists: 26 vs. Central Arkansas (12/12/20)  
Had 30 Assists: 32 vs. Jackson State (11/22/96)  
Had 40 Assists: 40 vs. Troy (12/10/96)  
RECORD: 47 vs. U.S. International (12/09/89)

• **• STEALS •**

Had 15 Steals: 15 at Georgia Tech (11/25/19)  
Had 20 Steals: 24 vs. Maryland-Eastern Shore (01/02/01)  
Had 25 Steals: 26 vs. Louisiana-Monroe (11/25/00)  
RECORD: 26 vs. Louisiana-Monroe (11/25/00)

• **• BLOCKED SHOTS •**

Had 10 Blocks: 11 vs. Alabama (02/24/21)  
Had 13 Blocks: 14 vs. Georgia (01/29/19)  
Had 15 Blocks: 15 vs. South Alabama (12/30/91)  
RECORD: 18 vs. Missouri (12/05/95)

• **• MOST TURNOVERS •**

Had 25 Turnovers: 25 at South Carolina (02/21/09)  
Had 30 Turnovers: 32 vs. Providence (11/16/07)  
RECORD: 32 vs. Providence (11/16/07)

• **• FOULS •**

Committed 25 Fouls: 28 vs. Missouri (01/02/21)  
Committed 30 Fouls: 32 at Missouri (02/08/20)  
RECORD: 38 vs. Missouri (12/04/61)

**LAST TIME ARKANSAS LOWS...**

• **• SCORING •**

Held to 40-45 Points: 43 at Florida (01/22/11)  
Held to 46-49 Points: 46 at Mississippi State (02/09/16)  
Held to 50-55 Points: 50 vs. Florida (03/14/19)  
Held to 56-59 Points: 59 at Alabama (01/16/21)  
Held to 19 Points or Less in a Half: 19 (1st half) at Alabama (01/16/21)

• **• FIELD GOALS •**

Held to Below 20 Field Goals Made: 15 (15-49) at Tennessee (02/11/20)

• **• FIELD GOAL PERCENTAGE •**

Held to 20-29% FG: 26.8 (19-71) vs. Missouri (01/02/21)  
Held to 30-35% FG: .333 (19-57) vs. Kentucky (01/18/20)

• **• 3-POINTERS •**

Did not Make a 3-pointer: 0 (0-2) at Texas (01/07/89)  
Held to 1-3 3-PT FG Made: 2 (2-17) vs. Mississippi State (02/02/21)  
Attempted Single-Digit 3-pointers: 9 (6-9) vs. TCU (01/25/20)

• **• 3-POINT PERCENTAGE •**

Shot 10% or Worse 3PT FG: 10.0 (1-10) at Mississippi State (02/09/16)  
Shot 11-19% 3PT FG: 11.8 (2-17) vs. Mississippi State (02/02/21)

• **• FREE THROWS •**

Made Single Digit Free Throws: 4 (4-7) at Oklahoma State (01/30/21)  
Attempted Single Digit Free Throws: 7 (4-7) at Oklahoma State (01/30/21)

• **• FREE THROW PERCENTAGE •**

Shot 40-49% FT: 47.1 (8-17) vs. Southern (12/09/20)  
Shot Below 40% FT: 26.7 (4-15) at Texas A&M (01/09/13)

• **• REBOUNDING •**

Had 19 or Fewer Rebounds: 19 at Missouri (03/05/13)  
Had 20-25 Rebounds: 25 at Texas A&M (03/07/20)

• **• ASSISTS •**

Held to 6 Assists or less: 6 at Tennessee (02/11/20)

• **• STEALS •**

Had No Steals: *None on record*  
Had 1 Steal: 1 vs. Florida (03/09/18)  
Had 2-4 Steals: 2 at Tennessee (01/06/21)

• **• BLOCKED SHOTS •**

Had No Blocked Shots: 0 vs. Missouri (1/23/19)

• **• FEWEST TURNOVERS •**

Had 1-4 Turnovers: 4 vs. Georgia (01/29/19)  
Had 5-9 Turnovers: 6 at Kentucky (02/09/21)

• **• FOULS •**

Had Single Digit Fouls: 9 vs. LSU (02/17/07)

**ARKANSAS MISCELLANEOUS...**

Played in an OT game:	02/13/21 at Missouri	W, 86-81 (OT)
Played in a 2OT game:	01/23/18 at Georgia	W, 80-77 (2 OT)
Played in a 3OT game:	02/09/80 vs. Houston	L, 90-84 (3 OT)
Beat AP team ranked 21-25:	03/09/18 vs. #23 Florida (SEC)	W, 80-72
Beat AP team ranked 16-20:	02/02/19 at #19 LSU	W, 90-89
Beat AP team ranked 11-15:	02/27/18 vs. #14 Auburn	W, 91-82
Beat AP team ranked 6-10:	02/24/21 vs. #6 Alabama	W, 81-66
Beat AP team ranked 2-5:	01/27/16 vs. #5 Texas A&M	W, 74-71
Beat AP team ranked #1:	02/12/84 vs. #1 North Carolina (PB)	W, 65-64
Beat AP Top 25 team at home:	02/24/21 vs. #6 Alabama	W, 81-66
Beat AP Top 10 team at home:	02/24/21 vs. #6 Alabama	W, 81-66
Beat AP Top 25 team on road:	02/13/21 at #10 Missouri	W, 86-81 (OT)
Beat AP Top 10 team on road:	02/13/21 at #10 Missouri	W, 86-81 (OT)

## LAST TIME AN OPPONENT HIGHS...

### • SCORING •

Scored 100 Points: 106 at Tennessee (01/15/19)  
 Scored 110 Points: 117 at Ole Miss (12/10/73)  
 Scored 50 Points in 1st Half: 55 at Tennessee (01/15/19)  
 Scored 50 Points in 2nd Half: 56 vs LSU (03/04/20)  
 Scored 60 or More Points in a Half: 60 (1st half) vs. Alabama (02/28/96)

### • FIELD GOALS MADE •

Made 30 Field Goals: 31 (31-61) at Oklahoma State (01/30/21)  
 Made 40 Field Goals: 40 (40-68) by Texas (01/05/10)  
 Made 45 Field Goals: 45 (45-80) vs. Pittsburgh (12/29/86)

### • FIELD GOALS ATTEMPTED •

Attempted 70 Field Goals: 72 (27-72) at South Carolina (03/02/20)  
 Attempted 80 Field Goals: 83 (31-83) by FIU (12/01/018)

### • FIELD GOAL PERCENTAGE •

Shot 60% FG: 61.1 (15-23) vs. Auburn (02/17/16)  
 Shot 65% FG: 67.7 (4-65) vs. North Carolina (03/23/08)  
 Shot 69% FG: 69.8 (37-53) at Auburn (01/14/95)

### • 3-POINTERS MADE •

Made 15 3-pointers: 15 (15-36) at Alabama (01/16/21)  
 Made 17 3-pointers: 17 (17-33) at Auburn (02/20/19)

### • 3-POINTERS ATTEMPTED •

Attempted 25 3-pointers: 28 (9-28) vs LSU (02/27/21)  
 Attempted 30 3-pointers: 33 (11-33) vs Alabama (02/24/21)  
 Attempted 35 3-pointers: 36 (15-36) at Alabama (01/16/21)

### • 3-POINT PERCENTAGE •

Shot 50% 3PT FG (min 15 att): 53.8 (14-26) at Kentucky (02/09/21)  
 Shot 60% or Better 3PT FG (min 15 att): 62.7 (10-15) at South Carolina (02/09/19)

### • FREE THROWS •

Made 20 Free Throws: 20 (20-26) at Tennessee (01/06/21)  
 Made 30 Free Throws: 34 (34-44) at Missouri (02/08/19)  
 Made 40 Free Throws: 40 (40-50) vs. UMass (11/25/94)

### • FREE THROW ATTEMPTS •

Attempted 35 Free Throws: 39 (26-39) vs Missouri (01/02/21)  
 Attempted 40 Free Throws: 44 (34-44) at Missouri (02/08/18)  
 Attempted 50 Free Throws: 50 (39-50) vs. South Carolina (03/11/04)

### • FREE THROW PERCENTAGE •

Shot 80% FT (min. 10 att): .840 (21-25) at Florida (02/18/20)  
 Shot 90% or Better FT (min. 10 att): .962 (25-26) at Ole Miss (01/11/20)  
 Shot 100% (min. 10 att): 1.000 (14-14) vs Florida (02/16/21)

### • REBOUNDING •

Grabbed 45 Rebounds: 48 at LSU (01/13/21)  
 Grabbed 50 Rebounds: 51 vs Missouri (01/02/21)  
 Grabbed 55-Plus Rebounds: 56 vs. Georgia (01/29/19)  
 Grabbed 20 Offensive Rebounds: 23 at LSU (01/08/20)

### • ASSISTS •

Had 25 Assists: 25 vs. Louisville (11/17/09)  
 Had 30 Assists: 30 at UAB (01/27/90)

### • STEALS •

Had 15 Steals: 15 at LSU (02/24/10)  
 Had 18 Steals: 18 vs. Alcorn State (12/02/95)

### • BLOCKED SHOTS •

Had 10 Blocks: 10 at Tennessee (01/22/14)  
 Had 13 Blocks: 13 at Mississippi State (01/14/10)

### • MOST TURNOVERS •

Had 20 Turnovers: 21 vs Georgia (01/09/21)  
 Had 25 Turnovers: 26 vs Mississippi State (02/02/21)  
 Had 30 Turnovers: 30 vs. Louisiana-Monroe (12/31/04)

### • FOULS •

Committed 30-plus Fouls: 32 vs Alabama (02/24/21)  
 RECORD: 36 vs. Centenary (12/04/82)

## LAST TIME AN OPPONENT LOWS

### • SCORING •

Held to 30-39 Points: 33 vs. Vanderbilt (01/12/13)  
 Held to 40-45 Points: 45 vs Mississippi State (02/02/21)  
 Held to 46-49 Points: 46 vs Montana (11/16/19)  
 Held to 50-55 Points: 50 vs Lipscomb (12/05/20)  
 Held to 56-59 Points: 55 vs Vanderbilt (01/15/20)  
 Held to 19 Points or Less in a Half: 18 vs Montana (11/16/19)

### • FIELD GOAL PERCENTAGE •

Held to 21% or Worse FG: .2097 (13-62) vs. Jackson State (11/22/02)  
 Held to 20-29% FG: .286 (18-63) vs Southern (12/09/19)  
 Held to 30-35% FG: .306 (15-49) vs Mississippi State (02/02/21)

### • 3-POINTERS •

Did not Make a 3-pointer: 0 (0-10) by Mississippi State (02/07/15)  
 Held to 1 3-PT FG Made: 1 (1-13) vs Southern (12/09/20)  
 Held to 2-4 3-PT FG Made: 4 (4-17) vs Tennessee (02/26/20)  
 Held to 5-7 3-PT FG Made: 5 (5-19) vs Mississippi State (02/02/21)

### • 3-POINT PERCENTAGE •

Shot 10% or Worse 3PT FG: 6.3 (1-16) vs Ole Miss (01/27/21)  
 Shot 11-16% 3PT FG: 15.4 (2-13) vs North Texas (11/28/20)  
 Shot 17-19% 3PT FG: 19.0 (4-21) vs Florida (02/16/21)

### • FREE THROWS •

Made 1-5 Free Throws: 3 (3-8) vs Alabama (02/24/21)  
 Made 6-9 Free Throws: 8 (8-10) vs Texas A&M (03/06/21)

### • FREE THROW ATTEMPTS •

Attempted Single Digit Free Throws: 8 (3-8) vs Alabama (02/24/21)

### • FREE THROW PERCENTAGE •

Shot 40-49% FT: 37.5 (3-8) vs Alabama (02/24/21)  
 Shot Below 40% FT: 38.1 (8-21) vs. Texas State (12/22/18)

### • REBOUNDING •

Had 19 or Fewer Rebounds: 19 vs. Missouri-Kansas City (12/02/06)  
 Had 20-25 Rebounds: 25 at Texas Tech (01/26/19)

### • ASSISTS •

Held 5 Assists or Fewer: 5 vs Southern (12/09/20)

### • STEALS •

Had No Steals: 0 vs Vanderbilt (01/15/20)  
 Had 1 Steal: 1 at Kentucky (02/09/21)  
 Had 2-4 Steals: 2 vs LSU (02/27/21)

### • BLOCKED SHOTS •

Had No Blocked Shots: 0 (3x in 2020-21) vs Lipscomb / Southern / Georgia

### • FEWEST TURNOVERS •

Had 0-5 Turnovers: 5 at Tennessee (01/06/21)  
 Had 6-9 Turnovers: 9 vs Ole Miss (01/27/21)

### • FOULS •

Had Single Digit Fouls: 8 at Michigan (12/08/12)  
 Committed 10-14 Fouls: 14 at South Carolina (03/02/21)



# RAZORBACK SPEED CHART



**JUSTIN SMITH**  
**0** F • Gr. Sr. • 6-7 • 230  
 Buffalo Grove, Ill.



On Seth Davis' ALL-GLUE Team and USA TODAY 2nd tm All-SEC ... Injured ankle at Auburn (12/30), surgery (1/1), returned at Bama (1/16) ... 1,000th career point at Mizzou ... 500th career reb vs Ole Miss ... **IN THE SEC:** 2nd off rebs / 2nd FG% / 7th in Rebs ... 8 career Double-Doubles / **4 at ARK** ... 21 of Ark's 22 wins with Smith

Year	GP	GS	Min	Avg	FG	FGA	Pct	3FG	3FGA	Pct	FT	FTA	Pct	Off	Def	Tot	Avg	PF	FO	Ast	TO	Blk	Stl	Pts	Avg
2020-21	24	24	741	30.9	131	242	.541	5	23	.217	45	76	.592	73	92	165	6.9	51	1	42	46	14	26	312	13.0
CAREER	122	97	3041	24.9	462	895	.516	25	103	.243	184	299	.615	239	345	584	4.8	259	3	106	195	49	86	1133	9.3

## CAREER HIGHS

PTS: 24 (2x) last vs Western Illinois (11/05/19)  
 REB: 17 vs Oral Roberts (12/20/20)  
 AST: 4 (3x) last Florida (02/16/21)  
 STL: 5 vs Florida (02/16/21)  
 BLK: 3 at Michigan State (02/02/19)



**JD NOTAE** Pronounced No-Tay  
**1** G • R-Jr. • 6-1 • 195  
 Covington, Ga.

**NATIONAL (Bleacher Report) AND SEC (Coaches) 6th MAN OF THE YEAR**, 1st sub 13x & team was 11-2 in those games ... Led team in scoring 6x ... Scored 1,000th career point vs UCA (game-high 22 pts w/ 5 assists, 3 steals) ... 5 career Double-Doubles including a Triple-Double ... 10th in the SEC in FT made, 12th in 3's made.

Year	GP	GS	Min	Avg	FG	FGA	Pct	3FG	3FGA	Pct	FT	FTA	Pct	Off	Def	Tot	Avg	PF	FO	Ast	TO	Blk	Stl	Pts	Avg
2020-21	28	1	638	22.8	119	308	.386	49	148	.331	84	109	.771	15	74	89	3.2	38	1	58	58	10	41	371	13.3
CAREER	88	52	2449	27.8	455	1111	.410	160	463	.346	230	313	.735	72	345	417	4.7	174	7	221	236	38	142	1300	14.8

## CAREER HIGHS

PTS: 40 vs Florida Memorial (11/21/18)  
 REB: 14 Stetson (01/30/19)  
 AST: 10 at Kennesaw State (01/09/19)  
 STL: 5 (3x) last at S. Carolina (03/02/21)  
 BLK: 3 (4x) last at Oral Roberts (12/20/20)



**VANCE JACKSON JR.**  
**2** F • Gr. Sr. • 6-9 • 238  
 Pasadena, Calif.



Scored 1,000th career point & grabbed his 500th career rebound in season opener vs Miss Valley with 15 pts (4-6 3PT) and 7 rebs ... 8 career Double-Doubles ... Had nine rebs at UT and seven at LSU ... Scored SEC-best 15 vs Georgia ... Rated the 8th-best Graduate Transfer in the Nation by CBSSports.com

Year	GP	GS	Min	Avg	FG	FGA	Pct	3FG	3FGA	Pct	FT	FTA	Pct	Off	Def	Tot	Avg	PF	FO	Ast	TO	Blk	Stl	Pts	Avg
2020-21	26	3	300	11.5	34	95	.358	23	65	.354	8	14	.571	10	43	53	2.0	22	0	18	13	2	8	99	3.8
CAREER	118	68	2778	23.5	351	850	.413	180	509	.354	207	309	.670	108	439	547	4.6	207	3	183	194	20	81	1089	9.2

## CAREER HIGHS

PTS: 30 vs Fresno State (02/02/19)  
 REB: 13 (2x) last vs Fresno State (02/02/19)  
 AST: 7 vs Nevada (01/05/19)  
 STL: 4 vs Wyoming (03/03/19)  
 BLK: 2 (2x) last vs Nevada (02/18/20)



**DESI SILLS**  
**3** G • Jr. • 6-2 • 200  
 Jonesboro, Ark.

Preseason All-SEC 2nd team by the coaches ... 1st career Double-Double vs ORU (16 pts and career-high 10 rebs) ... Led Hogs to sweep vs Auburn: **1st** - Career-high 23 points & six rebounds ... **2nd** - 22 pts in home win ... Broke out of slump with 15 at USC, making a career-high 5-of-7 3-pointers

Year	GP	GS	Min	Avg	FG	FGA	Pct	3FG	3FGA	Pct	FT	FTA	Pct	Off	Def	Tot	Avg	PF	FO	Ast	TO	Blk	Stl	Pts	Avg
2020-21	28	15	590	21.1	80	182	.440	27	81	.333	45	64	.703	19	55	74	2.6	48	1	42	32	6	28	232	8.3
CAREER	94	47	2163	23.0	252	582	.433	103	287	.359	144	212	.679	51	161	212	2.3	212	7	139	129	11	79	751	8.0

## CAREER HIGHS

PTS: 23 at Auburn (12/30/20)  
 REB: 10 vs Oral Roberts (12/20/20)  
 AST: 6 vs FIU (12/01/18)  
 STL: 4 (2x) last vs UT Arlington (12/02/20)  
 BLK: 2 Mississippi State (02/02/21)



**DAVONTE "DEVO" DAVIS**  
**4** G • Fr. • 6-3 • 180  
 Jacksonville, Ark.

Had game-high 18 vs FLA ... Led team w/ 14 pts & w/ 7 rebs vs Southern ... Made 4 "game-winning" plays Auburn ... Keyed win vs Auburn at home w/ 10 pts ... Had 20 pts, 7 reb & 6 assists vs UGA ... Game-clinching steals at UK and vs TX A&M ... Had 15 pts, 5 reb & 6 assists vs LSU ... Led team in Plus-Minus in SEC gms

Year	GP	GS	Min	Avg	FG	FGA	Pct	3FG	3FGA	Pct	FT	FTA	Pct	Off	Def	Tot	Avg	PF	FO	Ast	TO	Blk	Stl	Pts	Avg
2020-21	26	13	581	22.3	83	177	.469	2	10	.200	29	39	.744	29	79	108	4.2	60	0	56	39	3	32	197	7.6

## CAREER HIGHS

PTS: 20 vs Georgia (01/09/21)  
 REB: 8 (3x) last vs LSU (03/13/21)  
 AST: 6 (2x) last vs LSU (02/27/21)  
 STL: 4 vs LSU (03/13/21)  
 BLK: 1 (3x) at Missouri (02/13/21)



**MOSES MOODY**  
**5** G • Fr. • 6-6 • 205  
 Little Rock, Ark.

**2nd TEAM ANDY KATZ ALL-AMERICAN ... KYLE MACY NATIONAL FROSH OF THE YEAR FINALIST ... SEC FRESHMAN OF THE YEAR / 1st TEAM ALL-SEC / SEC ALL-FRESHMAN TEAM / SEC COMMUNITY SERVICE TEAM ... 3x SEC Frosh of the Week ... 3rd in the SEC in scoring/3rd among NCAA FR ... 8th NCAA in FT made ... Projected top 15 NBA pick**

Year	GP	GS	Min	Avg	FG	FGA	Pct	3FG	3FGA	Pct	FT	FTA	Pct	Off	Def	Tot	Avg	PF	FO	Ast	TO	Blk	Stl	Pts	Avg
2020-21	28	28	937	33.5	149	337	.442	55	145	.379	134	164	.817	59	107	166	5.9	63	0	49	45	17	31	487	17.4

## CAREER HIGHS

PTS: 28 (4x) last vs LSU (03/13/21)  
 REB: 10 vs Missouri (01/02/21)  
 AST: 5 vs LSU (02/27/21)  
 STL: 3 (2x) last vs North Texas (11/28/20)  
 BLK: 3 vs Alabama (02/24/21)



**JAYLIN WILLIAMS**  
**10** F • Fr. • 6-10 • 245  
 Fort Smith, Ark.

Leads team with 13 charges taken ... Led Arkansas with 10 rebounds vs MVSU, 10 at LSU and 9 vs FLA ... Only Hog to come off the bench and get 10 boards 3x ... 9 reb vs UGA ... Scored career-high 13 (w/ 8 boards) in win vs Bama and was +30 in 22 minutes ... At UK, career-high 5-of-6 FT with team-best 7 rebs

Year	GP	GS	Min	Avg	FG	FGA	Pct	3FG	3FGA	Pct	FT	FTA	Pct	Off	Def	Tot	Avg	PF	FO	Ast	TO	Blk	Stl	Pts	Avg
2020-21	21	2	313	14.9	25	51	.490	6	20	.300	21	27	.778	24	71	95	4.5	40	1	15	20	13	10	77	3.7

## CAREER HIGHS

PTS: 13 vs Alabama (02/24/21)  
 REB: 10 (2x) last at LSU (01/13/21)  
 AST: 3 at Missouri (02/13/21)  
 STL: 2 (2x) last vs Mississippi St. (02/02/21)  
 BLK: 2 (3x) last at LSU (01/13/21)



**JALEN TATE**  
**11** G • Gr. Sr. • 6-6 • 175  
 Pickerington, Ohio



1,000th career pt vs UCA • 400th career reb vs AUB (1/20) • 300th career assist vs LIP ... 4 career Double-Doubles (2 @ ARK: 17 pts & career-high 11 assists vs UCA - 15 & 10 vs UGA) ... 4th in the SEC in assists ... At VU: 25 pts, 8 asts ... Sank 2 FT w/4.3 ticks left to win at UK then Blkd shot to win at Mizzou.

Year	GP	GS	Min	Avg	FG	FGA	Pct	3FG	3FGA	Pct	FT	FTA	Pct	Off	Def	Tot	Avg	PF	FO	Ast	TO	Blk	Stl	Pts	Avg
2020-21	28	28	804	28.7	112	226	.496	23	67	.343	43	65	.662	28	77	105	3.8	83	4	109	74	12	32	290	10.4
CAREER	121	110	3188	26.3	468	937	.499	62	208	.298	242	388	.624	105	342	447	3.7	367	10	394	257	65	161	1240	10.2

## CAREER HIGHS

PTS: 31 vs IUPUI (02/14/20)  
 REB: 12 at Green Bay (01/31/20)  
 AST: 11 vs Central Arkansas (12/20/20)  
 STL: 6 vs IUPUI (02/14/20)  
 BLK: 4 vs Alabama (02/24/21)



**KHALEN "KK" ROBINSON**  
**12** G • Fr. • 6-0 • 175  
 Little Rock, Ark.

• Had surgery on his right foot on Jan. 10 and will miss the rest of the 2020-21 season.  
 • Rated the 36th-best incoming freshman in the nation and the 7th-best combo guard by 247Sports.com  
 • 2020 MaxPreps Virginia All-State team

Year	GP	GS	Min	Avg	FG	FGA	Pct	3FG	3FGA	Pct	FT	FTA	Pct	Off	Def	Tot	Avg	PF	FO	Ast	TO	Blk	Stl	Pts	Avg
2020-21	11	0	92	8.4	9	21	.429	5	12	.417	6	8	.750	0	10	10	0.9	16	1	11	6	1	3	29	2.6

## CAREER HIGHS

PTS: 15 vs Mississippi Valley State (11/25/20)  
 REB: 2 vs Mississippi Valley State (11/25/20)  
 AST: 4 vs Lipscomb (12/05/20)  
 STL: 1 vs Mississippi Valley State (11/25/20)  
 BLK: -



**ABAYOMI "BAYBE" IYIOLA**  
**22** F • R-Jr. • 6-9 • 230  
 Atlanta, Ga.

Pronounced ah-BAH-yum-Mee ... EE-EE-oh-la ... **Goes by Baybe** (pronounced Bay-bey) ... Had knee (right) surgery in the summer and started practicing with the team in Dec. 26 ... Officially came off the "IR" as he dressed for the Florida game (Feb. 16) ... Saw 1st game action at USC (3/2) ... Serves on Arkansas' SAAC

Year	GP	GS	Min	Avg	FG	FGA	Pct	3FG	3FGA	Pct	FT	FTA	Pct	Off	Def	Tot	Avg	PF	FO	Ast	TO	Blk	Stl	Pts	Avg
2020-21	1	0	2	2.0	0	0	.000	0	0	.000	0	0	.000	0	1	1	1.0	0	0	0	0	0	0	0	0.0
CAREER	64	39	1327	20.7	274	547	.501	1	11	.091	107	151	.709	162	273	435	6.8	185	36	19	75	58	46	656	10.3

## CAREER HIGHS

PTS: 26 at USF (11/28/18)  
 REB: 13 (3x) last at North Florida (01/15/20)  
 AST: 2 (2x) last at North Florida (02/26/19)  
 STL: 4 at Jacksonville (02/13/19)  
 BLK: 2 (2x) last at North Florida (02/26/19)



**CONNOR VANOVER**  
**23** F • R-Sr. • 7-3 • 247  
 Little Rock, Ark.

**1 of 3 in the NCAA with 50 BLKS and 20 3's made** ... At least seven rebounds in 9x this year and at least 3 BLKS 8x ... 4th SEC in BLKS (1.8) ... Game-high 23 pts (4-of-5 3PT FG) w/ 8 reb & 3 BLK vs MVSU ... Career-high 16 boards & 6 blocks vs N. TX ... Had 10 rebs vs UCA ... Had 17 pts in win at Auburn

Year	GP	GS	Min	Avg	FG	FGA	Pct	3FG	3FGA	Pct	FT	FTA	Pct	Off	Def	Tot	Avg	PF	FO	Ast	TO	Blk	Stl	Pts	Avg
2020-21	28	26	479	17.1	70	154	.455	24	74	.324	20	21	.952	27	104	131	4.7	37	0	14	21	51	13	184	6.6
CAREER	56	41	970	17.3	153	331	.462	51	150	.340	36	45	.800	48	166	214	3.8	75	2	19	39	86	20	393	7.0

## CAREER HIGHS

PTS: 24 at Stanford (03/07/19)  
 REB: 16 vs North Texas (11/28/20)  
 AST: 2 vs Washington State (03/02/19)  
 STL: 3 vs Southern (12/09/20)  
 BLK: 6 (2x) last vs North Texas (11/28/20)



**ETHAN HENDERSON**  
**24** F • Jr. • 6-8 • 210  
 Little Rock, Ark.

Has 12 blocked shots this season - 5 in 2 gms vs Bama and 5 in 2 gms at SEC tourney ... Had 3e blocked shots at Bama ... Provided spark in 1st half vs Mizzou in SEC with 2 BLKS ... Had season-high 7 boards with 3 BLKS vs LUS in SEC ... Has made 10 FG this year with 7 dunks // For career, has 27 FG made with 16 dunks

Year	GP	GS	Min	Avg	FG	FGA	Pct	3FG	3FGA	Pct	FT	FTA	Pct	Off	Def	Tot	Avg	PF	FO	Ast	TO	Blk	Stl	Pts	Avg
2020-21	15	0	104	6.9	10	14	.714	0	0	.000	1	4	.250	12	11	23	1.5	13	0	2	3	12	0	21	1.4
CAREER	47	6	339	7.2	27	45	.600	0	0	.000	9	24	.375	31	50	81	1.7	51	1	7	8	30	7	63	1.3

## CAREER HIGHS

PTS: 10 vs LSU (03/04/20)  
 REB: 9 vs Tennessee (02/26/20)  
 AST: 1 UT Arlington (11/23/18)  
 STL: 2 at Tennessee (01/15/19)  
 BLK: 4 at Texas A&M (03/07/20)



**ERIC MUSSELMAN**  
 University of Arkansas Head Coach  
 San Diego, 1987  
 As ARKANSAS Head Coach: 42-18 (2nd yr)  
 As Collegiate Head Coach: 152-52 (6th yr)  
 As Pro Head Coach: 503-291 (14 seasons)

# ARKANSAS IN THE NCAA TOURNAMENT

NCAA TOURNAMENT RESULTS (42-32, .568)

34th NCAA Tournament bids [33rd appearance]

*The 1944 team earned an NCAA bid but was unable to participate due to an automobile accident prior to the tournament*

## 2021 SOUTH REGIONAL #3 seed

1st RD: Arkansas vs Colgate

## 2018 EAST REGIONAL #7 seed

1st RD: Butler 79, Arkansas 62

## 2017 SOUTH REGIONAL #8 seed

1st RD: Arkansas 77, Seton Hall 71

2nd RD: North Carolina 72, Arkansas 65

## 2015 WEST REGIONAL #5 seed

2nd RD: Arkansas 56, Wofford 53

3rd RD: North Carolina 87, Arkansas 78

## 2008 EAST REGIONAL #9 seed

1st RD: Arkansas 86, Indiana 72

2nd RD: North Carolina 108, Arkansas 77

## 2007 EAST REGIONAL #12 seed

1st rnd: Southern California 77, Arkansas 60

## 2006 OAKLAND REGIONAL #8 seed

1st RD: Bucknell 59, Arkansas 55

## 2001 WEST REGIONAL #7 seed

1st RD: Georgetown 63, Arkansas 61

## 2000 SOUTH REGIONAL #11 seed

1st rnd: Miami (Fla.) 75, Arkansas 71

## 1999 WEST REGIONAL #4 seed

1st RD: Arkansas 94, Siena 80

2nd RD: Iowa 82, Arkansas 72

## 1998 WEST REGIONAL #6 seed

1st RD: Arkansas 74, Nebraska 65

2nd RD: Utah 69, Arkansas 65

## 1996 EAST REGIONAL #12 seed

1st RD: Arkansas 86, Penn State 80

2nd RD: Arkansas 65, Marquette 56

Sweet 16: Massachusetts 79, Arkansas 63

## 1995 MIDWEST REGIONAL #2 seed

1st RD: Arkansas 79, Texas Southern 78

2nd RD: Arkansas 96, Syracuse 94 (OT)

Sweet 16: Arkansas 96, Memphis 91 (OT)

Elite Eight: Arkansas 68, Virginia 61

### FINAL FOUR

Semifinal: Arkansas 75, North Carolina 68

Championship Game: UCLA 89, Arkansas 78

**NATIONAL RUNNER-UP**

## 1994 MIDWEST REGIONAL #1 seed

1st RD: Arkansas 94, North Carolina A&T 79

2nd RD: Arkansas 85, Georgetown 73

Sweet 16: Arkansas 103, Tulsa 84

Elite Eight: Arkansas 76, Michigan 68

### FINAL FOUR

Semifinal: Arkansas 91, Arizona 82

Championship Game: Arkansas 76, Duke 72

**NATIONAL CHAMPION**

## 1993 EAST REGIONAL #4 seed

1st RD: Arkansas 94, Holy Cross 64

2nd RD: Arkansas 80, St. John's 74

Sweet 16: North Carolina 80, Arkansas 74

## 1992 MIDWEST REGIONAL #3 seed

1st RD: Arkansas 80, Murray State 60

2nd RD: Memphis State 82, Arkansas 80

## 1991 SOUTHEAST REGIONAL #1 seed

1st RD: Arkansas 117, Georgia State 76

2nd RD: Arkansas 97, Arizona State 90

Sweet 16: Arkansas 93, Alabama 70

Elite Eight: Kansas 93, Arkansas 81

## 1990 MIDWEST REGIONAL #4 seed

1st RD: Arkansas 68, Princeton 64

2nd RD: Arkansas 86, Dayton 84

Sweet 16: Arkansas 96, North Carolina 73

Elite Eight: Arkansas 88, Texas 85

### FINAL FOUR

Semifinal: Duke 97, Arkansas 83

## 1989 MIDWEST REGIONAL #5 seed

1st RD: Arkansas 120, Loyola-Marymount 101

2nd RD: Louisville 93, Arkansas 74

## 1988 SOUTHEAST REGIONAL #11 seed

1st RD: Villanova 82, Arkansas 74

## 1985 WEST REGIONAL #9 seed

1st RD: Arkansas 63, Iowa 54

2nd RD: St. John's 68, Arkansas 65

## 1984 EAST REGIONAL #2 seed

2nd RD: Virginia 53, Arkansas 51 (OT)

## 1983 MIDEAST REGIONAL #4 seed

2nd RD: Arkansas 78, Purdue 68

Sweet 16: Louisville 65, Arkansas 63

## 1982 MIDWEST REGIONAL #4 seed

2nd RD: Kansas State 65, Arkansas 64

## 1981 MIDWEST REGIONAL #5 seed

1st RD: Arkansas 73, Mercer 67

2nd RD: Arkansas 74, Louisville 73

Sweet 16: LSU 72, Arkansas 56

## 1980 MIDWEST REGIONAL #10 seed

1st RD: Kansas State 71, Arkansas 53

## 1979 MIDWEST REGIONAL #2 seed

2nd RD: Arkansas 74, Weber State 63

Sweet 16: Arkansas 73, Louisville 62

Elite Eight: Indiana State 73, Arkansas 71

## 1978 FAR WEST REGIONAL

1st RD: Arkansas 73, Weber State 52

Sweet 16: Arkansas 74, UCLA 70

Elite Eight: Arkansas 61, Cal State Fullerton 58

### FINAL FOUR

Semifinal: Kentucky 64, Arkansas 59

3rd-Place Game: Arkansas 71, Notre Dame 69

**NATIONAL 3RD-PLACE**

## 1977 MIDWEST REGIONAL

1st RD: Wake Forest 86, Arkansas 80

## 1958 WEST REGIONAL

Elite Eight: Oklahoma State 65, Arkansas 40

Regional Consolation: Cincinnati 97, Arkansas 62

## 1949 WESTERN REGIONAL

Elite Eight: Oregon State 56, Arkansas 38

Regional Consolation: Arkansas 64, Wyoming 40

## 1945 WESTERN REGIONAL

Elite Eight: Arkansas 79, Oregon 76

### FINAL FOUR

Semifinal: Oklahoma A&M 68, Arkansas 41

## 1941 WESTERN REGIONAL

Elite Eight: Arkansas 52, Wyoming 40

### FINAL FOUR

Semifinal: Washington State 64, Arkansas 53

