

## 2020-21 SCHEDULE / RESULTS

NOVEMBER 2-0					
25	Wed	MISSISSIPPI VALLEY STATE	SECN Plus	W 142 62	
Fayetteville, Ark. • Bud Walton Arena/Nolan Richardson Court					
28	Sat	NORTH TEXAS	SECN Plus	W 69 54	
Fayetteville, Ark. • Bud Walton Arena/Nolan Richardson Court					
DECEMBER 7-0					
2	Wed	UT Arlington	SEC Network	W 72 60	
Fayetteville, Ark. • Bud Walton Arena/Nolan Richardson Court					
5	Sat	LIPSCOMB	SECN Plus	W 86 50	
Fayetteville, Ark. • Bud Walton Arena/Nolan Richardson Court					
8	Tues	at Tulsa	ESPN+	Canceled	
Tulsa, Okla. • Donald W. Reynolds Center Tulsa COVID-19 protocols					
9	Wed	SOUTHERN	SECN Plus	W 79 44	
Fayetteville, Ark. • Bud Walton Arena/Nolan Richardson Court					
12	Sat	CENTRAL ARKANSAS	SECN Alt.	W 100 75	
Fayetteville, Ark. • Bud Walton Arena/Nolan Richardson Court					
20	Sun	ORAL ROBERTS	SEC Network	W 87 76	
Fayetteville, Ark. • Bud Walton Arena/Nolan Richardson Court					
22	Tues	ABILENE CHRISTIAN	SEC Network	W 85 72	
Fayetteville, Ark. • Bud Walton Arena/Nolan Richardson Court					
30	Wed	Auburn	ESPN2	W 97 85	
Auburn, Ala. • Auburn Arena					
JANUARY 5-4					
2	Sat	#12/12 MISSOURI *	CBS	L 68 81	
Fayetteville, Ark. • Bud Walton Arena/Nolan Richardson Court					
6	Sat	at #9/8 Tennessee *	ESPN2	L 74 79	
Knoxville, Tenn. • Thompson-Boling Arena					
9	T	GEORGIA *	SEC Network	W 99 69	
Fayetteville, Ark. • Bud Walton Arena/Nolan Richardson Court					
13	Wed	at LSU *	ESPN2	L 76 92	
Baton Rouge, La. • Pete Maravich Assembly Center					
16	Sat	at #RV/24 Alabama *	SEC Network	L 59 90	
Tuscaloosa, Ala. • Coleman Coliseum					
20	Wed	AUBURN *	SEC Network	W 75 73	
Fayetteville, Ark. • Bud Walton Arena/Nolan Richardson Court					
23	Sat	at Vanderbilt *	SEC Network	W 92 71	
Nashville, Tenn. • Memorial Gymnasium					
27	Wed	OLE MISS *	SEC Network	W 74 59	
Fayetteville, Ark. • Bud Walton Arena/Nolan Richardson Court					
30	Sat	at Oklahoma State	ESPN2	L 77 81	
Stillwater, Okla. • Gallagher-Iba Arena / Eddie Sutton Court					
FEBRUARY 6-0					
2	Tues	MISSISSIPPI STATE *	SEC Network	W 61 45	
Fayetteville, Ark. • Bud Walton Arena/Nolan Richardson Court					
9	Tues	at Kentucky *	ESPN	W 81 80	
Lexington, Ky. • Rupp Arena					
13	Sat	at #10/10 Missouri *	ESPN2	W (OT) 86 81	
Columbia, Mo. • Mizzou Arena					
16	Tues	FLORIDA *	ESPN2	W 75 64	
Fayetteville, Ark. • Bud Walton Arena/Nolan Richardson Court					
20	Sat	at Texas A&M *	SEC Network	Canceled	
Bryan-College Station, Texas • Reed Arena A&M COVID-19 protocols					
24	Wed	#6/7 ALABAMA *	ESPN2	W 81 66	
Fayetteville, Ark. • Bud Walton Arena/Nolan Richardson Court					
27	Sat	LSU *	ESPN2	W 83 75	
Fayetteville, Ark. • Bud Walton Arena/Nolan Richardson Court					
MARCH (All Times CT)					
2	Tues	at South Carolina *	SEC Network	W 101 73	
Columbia, S.C. • Colonial Life Arena					
6	Sat	TEXAS A&M *	SEC Network	W 87 80	
Fayetteville, Ark. • Bud Walton Arena/Nolan Richardson Court Rescheduled from 2/6					
12	Fri	#7 seed Missouri ^	SEC Network	W 70 64	
Nashville, Tenn. • Bridgestone Arena SEC Quarterfinal					
13	Sat	#3 seed LSU ^	ESPN	L 71 78	
Nashville, Tenn. • Bridgestone Arena SEC Semifinal					
19	Fri	#14 seed Colgate +	truTV	W 86 68	
Indianapolis, Ind. • Bankers Life Fieldhouse NCAA 1st Round					
21	Sun	#21/21 #6 seed Texas Tech +	TNT	W 68 66	
Indianapolis, Ind. • Hinkle Fieldhouse NCAA 2nd Round					
27	Sat	#15 seed Oral Roberts +	TBS	6:25 pm	
Indianapolis, Ind. • Bankers Life Fieldhouse NCAA 1st Round					

\*- SEC Game || HOME GAMES IN CAPS

^ - SEC Tournament (Nashville, Tenn. • Bridgestone Arena)

+ - NCAA Tournament (Indianapolis, Ind.)

**1994 NATIONAL CHAMPION**

**1995 NATIONAL RUNNER-UP**

**3 NAISMITH HALL OF FAMERS**

**6 FINAL FOURS**

**10 ELITE EIGHTS**

**32 ALL-AMERICANS**

**34 NCAA BERTHS**

**39 NBA DRAFT PICKS**

# ARKANSAS RAZORBACKS

## 2021 NCAA SOUTH REGION - SWEET 16

Sat. • Mar. 27, 2021 • 7:25 pm (ET)/6:25 pm (CT) • Indianapolis, Ind. • Bankers Life Fieldhouse



#10/10 #3 SEED **ARKANSAS RAZORBACKS** OVERALL 24-6 SEC 13-4  
Eric Musselman (San Diego '87) at UA: 44-18 (2nd) Collegiate: 154-52 (6th)



#15 SEED **ORAL ROBERTS GOLDEN EAGLES** OVERALL 18-10 SL 10-5  
Paul Mills (Texas A&M '96) at ORU: 67-66 (4th) Overall: Same



**TV NETWORK**  
Kevin Harlan (PxP)  
Dan Bonner (Analyst)  
Dana Jacobson (Sideline)



**RAZORBACK SPORTS NETWORK**  
Chuck Barrett (PxP)  
Matt Zimmerman (Analyst)

**WESTWOOD ONE**  
Ryan Radtke (PxP)  
Donny Marshall (Analyst)

**SiriusXM**  
XM: 207 • Sirius: 137  
Online Channel: 967



**LIVE STATS / WATCH ONLINE**  
<https://www.ncaa.com/march-madness-live/watch>  
<https://www.ncaa.com/march-madness-live/game/406>



### How Sweet It Is

- Arkansas is making its first appearance in the Sweet 16 since 1996 and 10th overall.
- Eric Musselman is making his second Sweet 16 appearance as a head coach in the last three NCAA Tournaments. He led Nevada to the Sweet 16 in 2018.
- With the win, Arkansas has won 14 of its last 16 games.

### Familiar Foe in Oral Roberts

- This will be the 14th meeting between Arkansas and Oral Roberts – the second this season. The Razorbacks own an 11-2 advantage in the series, including a 2-0 mark at neutral sites.
- COACH YOU KNOW:** Razorback assistant coach Corey Williams got his start in college coaching at Oral Roberts. He was an assistant coach for seven seasons (2000-07) on Scott Sutton's staff. ORU captured the Mid-Continent Conference regular season and tournament titles in 2006 and 2007, advancing to play in the NCAA Tournament each season.

### THE LAST TIME THEY MET: Dec. 20, 2020

- For the first time this season, Arkansas trailed at halftime (40-30) but it out-scored Oral Roberts 57-36 in the second half to win 87-76 at Bud Walton Arena.
- Justin Smith and Desi Sills each posted double-doubles in the win and each had career highs in rebounds.
- Smith led all players with 22 points and pulled down a game-high 17 rebounds. Smith hauled in 10 offensive rebounds as the Razorbacks had 24 offensive boards and out-rebounded the Golden Eagles, 58-32, overall.
- Sills grabbed a career-high 10 rebounds with 16 points for his first double-double.
- Arkansas scored the first six points of the game to force a quick ORU timeout. The Golden Eagles responded with a 12-4 run to lead 12-10.
- Kevin Obanor scored to open the second half and ORU tied its largest lead of 12 (42-30). From that point, Arkansas went on a 19-6 run - including a 10-0 spurt - to take a 49-48 lead with 12:49 left. However, ORU responded with a 7-2 run to grab a four-point cushion (55-51) with 11:34 to go. An 8-0 run by the Hogs was answered with a 7-3 run by ORU ad the game was tied 62-62 with 8:23 remaining.
- Arkansas out-scored the Golden Eagles 19-6 over the next 4:33. ORU go to within six with 1:24 left before Arkansas scored the final five points of the game.
- Moses Moody added 18 points and seven rebounds while JD Notae had 15 points and a career-high three blocked shots with three assists.
- Obanor also had a double-double in the game with 21 points and 10 rebounds. RJ

[www.ArkansasRazorbacks.com](http://www.ArkansasRazorbacks.com)

@RazorbackMBB  
@EricPMusselman  
@RazorbackMBBRec

@RazorbackMBB  
@ericpmusselman

/RazorbackMBB

Arkansas SID: Mike Cawood • [tmcawood@uark.edu](mailto:tmcawood@uark.edu) • 479-236-2090



### AT THE NCAA TOURNEY

(full NCAA Tourney history on p. 55)

Overall:	44-32
1st Rd:	17-8
2nd Rd:	10-10
Sweet 16:	6-4
Elite 8:	6-4
Final Four:	2-4
Consolation:	2-1
Championship:	1-1

### SEED HISTORY

(since current seed process in 1979)


SEED	Years	RECORD
1	1994, 1991	9-1
2	1995, 1984, 1979	7-3
3	1992, 2021	3-1
4	1999, 1993, 1990, 1983, 1982	8-6
5	2015, 1989, 1981	4-3
6	1998	1-1
7	2018, 2001	0-2
8	2017, 2006	1-2
9	2008, 2000, 1985	2-3
10	1980	0-1
11	1988	0-1
12	2007, 1996	2-2

### SERIES INFO:


OVERALL	ARK Leads.....	11-2
Home	ARK Leads.....	8-0
Away	ARK Leads.....	1-2
Neutral	ARK Leads.....	2-0

### ALL TIME RESULTS:

12/22/84	W 64-57	N (LR)
12/28/84	W 54-51	A
02/18/87	W 95-75	N (LR)
01/27/96	W 66-65	H
11/27/96	16/- L 86-81	A
11/25/97	W 81-75	H
11/18/01	W 71-57	H
11/26/02	L 76-64	A
12/03/03	W 77-71	H
12/22/06	W 68-56	H
12/01/07	W 62-51	H
12/19/17	W 104-69	H
12/20/20	W 87-76	H



**- ALL-AMERICAN**  
**- NATIONAL FROSH OF THE YEAR FINALIST**  
**- SEC FROSH OF THE YEAR**  
**- CONSENSUS 1ST TM ALL-SEC**



**- IN 2 SEC AND 2 NCAA GAMES:**  
**TEAM-BEST**  
**21.0 PPG**  
**8.3 RPG**  
**63.5 FG%**  
**69.2 FT%**



**- AT NCAA:**  
**13.5 PPG**  
**5.0 RPG**  
**6 ASSISTS**  
**3 TO**  
**10-OF-10 FT**



**MUSSELMAN PLAYERS IN THE NBA**  
**CALEB MARTIN**  
**CODY MARTIN**  
**JALEN HARRIS**  
**ISAIAH JOE**  
**MASON JONES**

**TV/RADIO ROSTER**



**0 • Justin SMITH**  
M.S. - Operations Management



**1 • JD NOTAE**  
Recreation and Sport Management



**2 • Vance JACKSON Jr.**  
M.Ed. - Adult & Lifelong Learning



**3 • Desi SILLS**  
Recreation and Sport Management



**4 • Davonte "Devo" DAVIS**  
Recreation and Sport Management



**5 • Moses MOODY**  
Undecided



**10 • Jaylin WILLIAMS**  
Recreation and Sport Management



**11 • Jalen TATE**  
M.Ed. - Adult & Lifelong Learning



**12 • Khalel "KK" ROBINSON**  
Recreation and Sport Management



**13 • Emeka OBUKWELE**  
Biology/Pre-Med



**20 • Kamani JOHNSON**  
Communications



**22 • Abayomi "Baybe" IYIOLA**  
Business Accounting



**23 • Connor VANOVER**  
Communications



**24 • Ethan HENDERSON**  
Recreation and Sport Management



**33 • Bryson MOREHEAD**  
Engineering



**ERIC MUSSELMAN**  
Head Coach



**David PATRICK**  
Associate Head Coach



**Clay MOSER**  
Assistant Coach



**Corey WILLIAMS**  
Assistant Coach



**Anthony RUTA**  
Dir-Operations



**Earl BOYKINS**  
Dir.-S/A Develop.



**Hays MYERS**  
Special Asst. to HC



**Michael MUSSELMAN**  
Dir.-Recruiting



**Patrick ACKERMAN**  
Recruiting Coord.



**Riley HALL**  
Video Coord.

**NUMERICAL ROSTER**

No.	Name	Pos.	Yr.	Ht.	Wt.	Hometown	Previous School
0	Justin Smith	F	Gr.	6-7	230	Buffalo Grove, Ill.	Indiana
1	JD Notae	G	R-Jr.	6-1	195	Covington, Ga.	Jacksonville
2	Vance Jackson Jr.	F	Gr.Sr.	6-9	238	Pasadena, Calif.	New Mexico
3	Desi Sills	G	Jr.	6-2	200	Jonesboro, Ark.	Jonesboro HS
4	Davonte "Devo" Davis	G	Fr.	6-3	180	Jacksonville, Ark.	Jacksonville HS
5	Moses Moody	G	Fr.	6-6	205	Little Rock, Ark.	Montverde Acad.
10	Jaylin Williams	F	Fr.	6-10	245	Fort Smith, Ark.	Northside HS
11	Jalen Tate	G	Gr.Sr.	6-6	175	Pickerington, Ohio	Northern Ky.
12	Khalel "KK" Robinson	G	Fr.	6-0	175	Little Rock, Ark.	Oak Hill Acad.
13	Emeka Obukwelu	F	Sr.	6-8	235	Plano, Texas	UT Tyler
20	Kamani Johnson	F	Jr.	6-7	215	Brooklyn, N.Y.	Little Rock
22	Abayomi "Baybe" Iyiola	F	R-Jr.	6-9	230	Atlanta, Ga.	Stetson
23	Connor Vanover	F	R-So.	7-3	247	Little Rock, Ark.	California
24	Ethan Henderson	F	Jr.	6-8	210	Little Rock, Ark.	Parkview HS
33	Bryson Morehead	F	Fr.	6-8	160	Katy, Texas	Obra D. Tompkins HS

**COACHES/STAFF**

Head Coach: ..... Eric Musselman (San Diego, 1987)  
 Associate Head Coach: ..... David Patrick (UL Lafayette, 2000)  
 Assistant Coach: ..... Clay Moser (Wisconsin-La Crosse, 1987)  
 Assistant Coach: ..... Corey Williams (Oklahoma State, 2002)  
 Director of Operations: ..... Anthony Ruta (Arizona State, 2012)  
 Special Assistant to Head Coach: ..... Hays Myers (LSU, 2016)  
 Director of Student-Athlete Development: ..... Earl Boykins (Eastern Michigan, 1998)  
 Video Coordinator: ..... Riley Hall (Arkansas, 2016)  
 Director of Recruiting: ..... Michael Musselman (San Diego, 2018)  
 Recruiting Coordinator: ..... Patrick Ackerman (Detroit Mercy, 2016)  
 Head Strength Coach: ..... Dave Richardson (Louisiana-Monroe, 1989)  
 Graduate Assistants:  
 Tyson Batiste (Central Connecticut State, 2019) • Jeremiah Bonsu (Dayton, 2017) • Caleb Cline (South Dakota, 2020) • Alex Dellelt (Arkansas, 2018) • Colin Donnelly (Michigan State, 2019) • Raheem Martin (Greensboro College, 2016) • Elijah Roth (Arizona, 2020)  
 Student Assistant: ..... Khalil Garland

**PRONUNCIATION**

#1 JD Notae ..... No-Tay  
 #3 Desi Sills ..... DEZ-ee  
 #12 Khalel Robinson ..... Kay-lin  
 #13 Emeka Obukwelu ..... Eh-MEH-kuh Oh-Boo-Quay-Lu  
 #22 Abayomi Iyiola ..... ah-Bah-YUM-ee EE-EE-oh-la  
 ^ goes by "Baybe" ..... Bay-Bey  
 Anthony Ruta ..... R00-tuh

**ROSTER BY STATE**

<b>ARKANSAS (7)</b>	<b>ILLINOIS (1)</b>
Davonte Davis Jacksonville	Justin Smith Buffalo Grove
Ethan Henderson Little Rock	
Moses Moody Little Rock	<b>NEW YORK (1)</b>
Khalel Robinson Little Rock	Kamani Johnson Brooklyn
Desi Sills Jonesboro	
Connor Vanover Little Rock	<b>TEXAS (2)</b>
Jaylin Williams Fort Smith	Emeka Obukwelu Plano
	Bryson Morehead Katy
<b>CALIFORNIA (1)</b>	<b>OHIO (1)</b>
Vance Jackson Jr. Pasadena	Jalen Tate Pickerington
<b>GEORGIA (2)</b>	
Abayomi Iyiola Atlanta	
JD Notae Covington	

**ROSTER BY CLASS**

<b>GRADUATE SENIOR (4)</b>	<b>SOPHOMORE (1)</b>
Vance Jackson Jr.	Connor Vanover (Redshirt)
Justin Smith	
Jalen Tate	<b>FRESHMAN (5)</b>
	Davonte Davis
<b>SENIOR (1)</b>	Moses Moody
Emeka Obukwelu	Bryson Morehead
	Khalel Robinson
<b>JUNIOR (4)</b>	Jaylin Williams
Abayomi Iyiola (Redshirt)	
Ethan Henderson	
Kamani Johnson	
JD Notae (Redshirt)	
Desi Sills	



## ABOUT ARKANSAS

Location.....	Fayetteville, Ark.
Enrollment.....	27,559
Founded.....	1871
Colors.....	Cardinal (PMS 201) and White
Nickname.....	Razorbacks
Conference.....	Southeastern (SEC)
System Pres.....	Dr. Donald R. Bobbitt (Arkansas, 1980)
Chancellor.....	Dr. Joseph E. Steinmetz (C. Michigan, 1977)
Vice Chancellor / AD.....	Hunter Yurachek (Guilford, 1990)
Faculty Representative.....	Gerald Jordan (Arkansas, 1970)
Arena (Capacity).....	Bud Walton Arena (19,200)

## HISTORY

First Year of Basketball.....	1923-24
Seasons.....	98th
Overall Conference Championships.....	24 (2 SEC, 22 SWC)
NCAA Tournament Record / App.....	42-32 (.568) / 33
NIT Record / App.....	6-5 / 4
SEC Tournament Record.....	28-27

## MUSSELMAN COACHING HISTORY

	Overall	Conf	Conf Tourn	NCAA/CBI	ALL POST
<b>COLLEGIATE</b>	<b>152-52</b>	<b>74-33</b>	<b>8-4</b>	<b>4-3 / 5-1</b>	<b>17-8</b>
Nevada 4 yrs	110-34	54-18	6-3	2-3 / 5-1	14-7
Arkansas 2nd yr	44-18	20-15	2-1	2-0 / --	4-1
<b>PROFESSIONAL</b>	<b>14 Seasons</b>	<b>503-291</b>	<b>(50-39 Postseason*)</b>		
<b>CBA</b>	<b>7 years</b>	<b>270-122</b>	<b>(39-34 Postseason*)</b>		
Rapid City	5 years	191-89	(27-25 Postseason*)		
Florida	2 years	79-33	(12-9 Postseason*)		
<b>USBL</b>	<b>2 years</b>	<b>53-3</b>	<b>(4-0 Postseason*)</b>		
Florida	2 years	53-3	(4-0 Postseason*)		
<b>NBA</b>	<b>3 years</b>	<b>108-138</b>	<b>--</b>		
Golden State	2 years	75-89	--		
Sacramento	1 year	33-49	--		
<b>D-League</b>	<b>2 years</b>	<b>72-28</b>	<b>(7-5 Postseason*)</b>		
Reno	1 year	34-16	(2-3 Postseason*)		
Los Angeles	1 year	28-12	(5-2 Postseason*)		
<b>INTERNATIONAL</b>	<b>3 Years</b>	<b>24-14</b>	<b>--</b>		
Dominican	1 years	5-1	--		
Venezuelan	2 years	19-13	--		

\* - Note, professional basketball does not include playoff results in W-L record  
 ^ - Musselman's pro record including playoffs is 553-330

## MISCELLANEOUS MEASURABLES (AS OF JUNE 2020)

NAME	WINGSPAN	REACH	MAX VERT
Devo Davis	6' 7.5"	8' 5"	34"
Ethan Henderson	6' 11.5"	8' 8"	44"
Abayomi Iyiola	6' 11.5"	8' 10.5"	28.5"
Vance Jackson	6' 11"	8' 9"	29.5"
Moses Moody	7' 1"	8' 8.5"	30"
JD Notae	6' 6"	8' 2"	39"
KK Robinson	6' 6"	8' 0"	37"
Desi Sills	6-6.5"	8' 1.5"	37.5"
Justin Smith	6' 8.5"	8' 6"	48"
Jalen Tate	6' 6"	8' 6.5"	35"
Connor Vanover	7' 5"	9' 8"	25.5"
Jaylin Williams	7' 1.5"	8' 11"	32"

Glasper added 14 points, Kareem Thompson 13 and Max Abmas 11.

- **DIFFERENT TEAM:** Arkansas and Oral Roberts are different teams than that last time they met. While Justin Smith had 22 points and a career-high 17 rebounds, the Razorbacks now have a different look from the Razorbacks then.
- ^ Current starter Davonte Davis only played 8:39, was 0-of-1 FG with a rebound and two assists.
- ^ Current starter Jaylin Williams did not play in the previous meeting.

## Smith Has Historic NCAA Tourney Game vs Colgate: Continues Strong Play vs TTU

- Justin Smith, **who played all 40 minutes**, led the Hogs with a **career-high 27 points** - going a **career-best 11-of-13 at the free throw line** - and 12 rebounds for his fifth double-double of the year and fourth in the last 11 games.
- He **led his career-high with five steals** and added two blocked shots
- **Smith is just the second player** to record 27-plus points, 12-plus rebounds, 5-plus steals and 2-plus blocks **in an NCAA Tournament game**, joining Kansas great Danny Manning in the 1988 championship game versus Oklahoma. (Manning had 31 points, 18 rebounds, 5 steals and 2 rebounds.)
- Smith once again led the team with 20 points (9-of-11 shooting) in the Texas Tech win.
- **IN 2 NCAA TOURNAMENT GAMES: 23.5 ppg 9.0 rpg 63% FG (17-27) 81.3% FT (13-16) 3 BLK 5 steals**

## Devo Gives Freedom of Choice

- If Justin Smith is not the MVP for the Razorbacks, Davonte Davis would be a close second choice.
- ^ In game one versus Colgate, Davis had 12 points with six rebounds, three assists, two steals and a career-high two blocked shots. When Arkansas was down 14 in the first half, Davis had back-to-back steals for a fastbreak layup and assisted on a fastbreak layup to start a 17-0 run. He led a defensive effort that held the Raiders to just 4-of-11 from the field the last 10 minutes
- ^ In game two versus Texas Tech, he scored 15 points with six rebounds. **He also held Tech's leading scorer to zero field goal attempts over the final 10 minutes and just one free throw.**

## Moody Being Moody

- Moses Moody has not had a big, flashy plays or dominated one stat. However, just as he has done all year, he has just been the most consistent player of the floor. While his points and rebounds were below his average, he still had decent games.
- ^ Colgate 12 points (4-of-8 FG / 1-of-4 3PT) season-low 1 rebound
- ^ Texas Tech 15 points (6-of-11 FG / 2-of-6 3PT) 6 rebounds (made two key 3-pointers to keep Arkansas ahead)
- \* For the season, Moody leads the team in scoring and is second in rebounding and his season averages are pretty true averages.
- ^ Moody averages 17.1 ppg and has scored between 12-to-19 points in 15 of the 30 games with four single-digit games and four games with 28 points.
- ^ Moody averages 5.8 rebounds and has pulled down between 4-7 boards 17 times in 30 games.

## Second Half Surge in Rounds 1-2

- Arkansas has played well in the second half versus both Colgate and Texas Tech.
- ^ Arkansas 42.0 ppg 45.0 FG% 11 assists 9 TO 2 blocks 7 steals
- ^ Opponents 35.0 ppg 38.9 FG% 14 assists 18 TO 2 blocks 3 steals

## Musselman Doesn't Mind Being Down

- Eric Musselman would certainly prefer to be in the lead, but has no worries when getting down in the NCAA Tournament.
- **Each of Eric Musselman's four NCAA Tournament wins have come despite facing double-digit deficits.**
- ^ **2018 NCAA 1st Round:** Nevada was down 14 (40-26) to Texas with 18:42 left in regulation. Nevada made a basket with three seconds left to force overtime and defeated the Longhorns by four (87-83).
- ^ **2018 NCAA 2nd Round:** Nevada was down 17 (27-10) to Cincinnati in the first half and down 20 (65-45) with 10:49 left in the second half. Nevada tied it (73-73) with 54 seconds left then sank a basket with three seconds left to win 75-73.
- ^ **2021 NCAA 1st Round:** Arkansas was down 14 with 5:28 left in the first half before going on a 19-0 run. Arkansas was down six (50-44) with 13:49 left but took a 55-54 lead with 10:20 left and led the rest of the way.
- ^ **2021 NCAA 2nd Round:** Arkansas was down 10 with 10:34 left in the first half before going on a 20-8 run to lead by two going into halftime. Arkansas was never relinquished the lead in the second half.
- ^ **2019 NCAA 1st Round:** Nevada did not win but was down 18 (51-33) to Florida with 14:03 left in the game. Nevada worked its deficit to two (63-61) with 2:02 left, but the Gators held on for a 70-61 win.

## Impressive 17-Point, Opening-Round Win

- Arkansas had an impressive 17-point, opening-round win over Colgate in the NCAA Tournament.
- It was the Razorbacks' first NCAA Tournament game since 2017.
- Down 14 with 5:28 left in the first half, Arkansas went on a 17-0 run to end the first half (then scored the first points of the second half for a 19-0 run)., Arkansas held Colgate scoreless for the final 5:28 in the first half, holding the Raiders to 0-of-8 shooting).
- In the decisive 10-0, second-half run, Arkansas held the Raiders scoreless for 3:41.
- **The Raiders entered the game second in the NCAA in scoring (86.3 ppg) and seventh in field goal percentage (.498) but were held to 18 points below their average (68 points) and 101 percentage points below their shooting percentage (.397).**
- Arkansas won despite being out-rebounded (42-37). Arkansas is now 4-4 this year when being out-rebounded.
- Arkansas is 15-0 this year when scoring at least 80 points.
- Arkansas is 7-0 when at least five players score in double figures.
- Arkansas has won by double-digits in 17 of its 23 wins. Arkansas entered the game 21st in the NCAA in scoring margin. (Colgate entered the game 4th in the NCAA in scoring margin.)

## Razorbacks Grind Out Second-Round Win

- Arkansas led Texas Tech by 13 (56-43) with nine minutes left to play in the game. The Hogs only scored 12 points the rest of the way, but turned up the defense to hold on for the two-point win (68-66).
- Justin Smith had a dunk to put Arkansas up four (67-63) with 2:47 left. Tech made three free throws over the next minute ad trailed by one. Max McClung missed the front end of a 1-and-1 at 1:19. and JD Notae made the first of two free throws with 19 seconds left for a 2-point lead. Texas Tech missed its final layup and JD Notae pulled down the rebound

## 2020-21 MISCELLANEOUS STATS

### DOUBLE-FIGURE SCORING GAMES

Player	16-17	17-18	18-19	19-20	20-21	Career
Davis	NA	NA	NA	NA	12	12
Henderson	NA	NA	-	1	0	1
Iyiola	NA	18	15	NA	--	33
Jackson	14	NA	23	14	4	55
Moody	NA	NA	NA	NA	25	25
Notae	NA	23	24	NA	20	67
Robinson	NA	NA	NA	NA	1	1
Sills	NA	NA	5	17	10	32
Smith	NA	8	13	14	20	55
Tate	2*	3	25	16	16	62
Vanover	NA	NA	9	NA	7	16
Williams	NA	NA	NA	NA	1	1

### 20+ POINT SCORING GAMES

Player	16-17	17-18	18-19	19-20	20-21	Career
Davis	NA	NA	NA	NA	1	1
Iyiola	NA	1	2	MA	--	3
Jackson	0	NA	4	4	0	8
Moody	NA	NA	NA	NA	8	8
Notae	NA	7	8	NA	5	20
Sills	NA	NA	0	3	2	5
Smith	NA	1	1	2	4	8
Tate	0*	0	2	4	2	8
Vanover	NA	NA	1	NA	1	2

### 30+/40+ POINT SCORING GAMES

Player	16-17	17-18	18-19	19-20	20-21	Career
Jackson	0/0	NA	1/0	0/0	--	1/0
Notae	NA	1/0	0/1	NA	--	1/1
Tate	0*	0	1/0	1/0	--	2/0

### 3+ THREE-POINTERS IN A GAME

Player	16-17	17-18	18-19	19-20	20-21	Career
Jackson	6	NA	10	9	3	28
Moody	NA	NA	NA	NA	7	7
Notae	NA	7	11	NA	7	25
Robinson	NA	NA	NA	NA	1	1
Sills	NA	NA	4	7	4	15
Smith	NA	0	1	0	0	1
Tate	0*	0	1	0	2	3
Vanover	NA	NA	1	NA	1	2

### 5+ THREE-POINTERS IN A GAME

Player	16-17	17-18	18-19	19-20	20-21	Career
Moody	NA	NA	NA	NA	1	1
Notae	NA	2	4	NA	--	6
Jackson	1	NA	0	2	--	3
Sills	NA	NA	0	1	1	2
Vanover	NA	NA	1	NA	--	1

### DOUBLE FIGURE REBOUNDING GAMES

Player	16-17	17-18	18-19	19-20	20-21	Career
Iyiola	NA	4	10	NA	--	14
Jackson	0	NA	5	3	--	8
Notae	NA	2	3	NA	--	5
Moody	NA	NA	NA	NA	1	1
Sills	NA	NA	0	0	1	1
Smith	NA	1	2	1	6	10
Tate	0*	0	1	1	--	2
Vanover	NA	NA	0	NA	2	2
Williams	NA	NA	NA	NA	4	4

### DOUBLE FIGURE ASSISTS GAMES

Player	16-17	17-18	18-19	19-20	20-21	Career
Notae	NA	0	1	NA	--	1
Tate	0*	0	1	0	2	3

### DOUBLE-DOUBLES

Player	16-17	17-18	18-19	19-20	20-21	Career
Iyiola	NA	4	8	NA	--	12
Jackson	0	NA	5	3	--	8
Notae	NA	2	3	NA	--	5
Moody	NA	NA	NA	NA	1	1
Sills	NA	NA	0	0	1	1
Smith	NA	1	2	1	5	9
Tate	0*	0	1	1	2	4

### TRIPLE-DOUBLES

Player	16-17	17-18	18-19	19-20	20-21	Career
Notae	NA	0	1	NA	--	1

### 5+ ASSIST GAMES

Player	16-17	17-18	18-19	19-20	20-21	Career
Davis	NA	NA	NA	NA	2	2
Jackson	1	NA	5	0	--	6
Moody	NA	NA	NA	NA	1	1
Notae	NA	2	9	NA	3	14
Sills	NA	NA	4	0	1	5
Tate	0*	4	11	7	7	28

### 3+ STEALS IN A GAME

Player	16-17	17-18	18-19	19-20	20-21	Career
Davis	NA	NA	NA	NA	2	2
Iyiola	NA	0	2	NA	--	2
Jackson	1	NA	3	5	1	10
Moody	NA	NA	NA	NA	2	2
Notae	NA	11	8	NA	6	25
Sills	NA	NA	1	1	4	6
Smith	NA	0	1	5	4	10
Tate	0*	6	1	4	3	14
Vanover	NA	NA	0	NA	1	1

### 3+ BLOCKS IN A GAME

Player	16-17	17-18	18-19	19-20	20-21	Career
Iyiola	NA	2	5	NA	--	7
Moody	NA	NA	NA	NA	1	1
Notae	NA	1	2	NA	1	4
Smith	NA	0	2	0	--	2
Tate	0*	2	1	0	1	4
Vanover	NA	NA	5	NA	8	13
Williams	NA	NA	NA	NA	1	1



- A group of Razorback student-athlete leaders launched an initiative in September to foster and work toward equality for all members of the Razorback family. The program and its mission were developed out of ongoing discussions by various student-athletes on a number of important topics impacting society.
- The initiative is committed to helping ensure that every individual, regardless of race, gender, religious beliefs or sexual orientation has an equal opportunity to make the most of their lives and talents.**
- The initiative was brought forward by the Razorback Athletics African-American Student-Athlete Leadership Council – **including freshman guard MOSES MOODY** – as part of continuing diversity and inclusion efforts as part of the department's **Hogs UNITED** program.

for the win.

- Arkansas is just 9-4 when scoring 60-69 points under Musselman but is 16-0 when holding opponents to 60-69 points.
- As a college head coach, Eric Musselman is just 17-15 when scoring 60-69 points and 60-6 when holding opponents to 60-69 points.
- Arkansas held Tech to 36.1 F% (TTU entered the game shooting 44.3 F%).

## Williams Has Best Non-Scoring Game

- Jaylin Williams, who got his third career start, had a huge impact in the Texas Tech win despite scoring just one point.
- He tied his career-high with 10 rebounds, dished out a career-high four assists – all in the second half – and drew two charges.

## Razorbacks Rewarded

### • MOSES MOODY

- 2nd Team NCAA March Madness All-America
- Kyle Macy National Freshman of the Year Finalist
- NABC and USBWA All-Region
- Consensus first team All-SEC
- SEC Freshman of the Year (coaches) and SEC Newcomer of the Year (AP).

### • JD NOTAE

- National Sixth Man of the Year by Bleacher Report
- SEC Sixth Man of the Year by the league's coaches.

### • JUSTIN SMITH

- Seth Davis' ALL-GLUE Team
- USA TODAY second team All-SEC

### • ERIC MUSSELMAN

- Jim Phalen Coach of the Year Finalist
- Werner Ladder Naismith Men's Coach of the Year Semifinalist

## Hogs #10 in Polls

- Arkansas fell two spots to #10 in both polls after falling in the SEC semifinals to snap a 12-game SEC win streak. Overall, Arkansas won 12 of its final 14 games heading into the NCAA Championship.
- Arkansas closed the 2020-21 regular season with 11 straight SEC wins – the best streak in the league this season and tied for the best SEC win streak in program history. The Razorbacks were rewarded by entering the top 10 at #8 in both national polls for the first time since the end of the 1994-95 season.
- During the Razorbacks' run, **Arkansas went from unranked to 24th, to 20th, to 12th and 8th in the polls.**

## 8 Quad 1 Wins over Last 12 Games; 4 of 9 Non-Conf Opp Make NCAA Field

- Arkansas was 6-0 in the month of February and tallied five QUAD 1 wins in the month: vs Alabama (then #7 NET), at Missouri (then #43 NET), vs Florida (then #29 NET), vs LSU (then #28 NET) and at Kentucky (then #60 NET).
- With a win over Missouri in the SEC quarterfinal, over Colgate in the NCAA first round and over Texas Tech in the NCAA second round, **Arkansas has eight QUAD 1 wins over its last 12 games.**
- Of Arkansas' nine non-conference opponents, four made the NCAA field including North Texas (W, 69-54), Oral Roberts (W, 87-76), Abilene Christian (W, 85-72) and Oklahoma State (L, 81-77 in SEC-Big 12 Challenge).
- ^ All four won the NCAA first round and ... obviously one – Oral Roberts – is in the Sweet 16.**

## Arkansas Won 12-Straight vs SEC Opponents; Following 1994 Footsteps?

- After defeating Missouri in the SEC quarterfinal, Arkansas' tied a program record with its 12th-straight "W" versus an SEC opponent.
- The 1993-94 team also won 12 straight versus SEC opponents. Ironically, like this year, the 1993-94 team won its final 11 SEC games, won its SEC quarterfinal game and lost in the SEC semifinal.
- Hopefully, this year's team can continue in the 1994 team's footsteps. After losing in the SEC semifinal, the 1994 team ran off six straight in the NCAA Tournament to win the national championship (over Duke in Charlotte).

## Don't Call it A Comeback

- In five of Arkansas' last six wins, the Razorbacks trailed by double digits in the first half.
- ^ Arkansas was down 10 with 6:26 left in the first half to LSU at home but outscored the Tigers 51-38 in the second half to win 83-75
- ^ Arkansas was down 14 with 7:11 left in the first half at South Carolina but outscored the Gamecocks 52-41 in the second half and won 101-73
- ^ Arkansas was down 10 with 9:18 left in the first half vs Missouri in the SEC tourney but outscored the Tigers 38-31 in the second half and won 70-64
- ^ Arkansas was down 14 wit 5:28 left in the first half vs Colgate in the NCAA first round but outscored the Raiders 49-35 in the second half and won 85-68.
- ^ Arkansas was down 10 with 10:34 left in the first half vs Texas Tech in the NCAA second round. Arkansas out-scored

# Effort. Energy. Enthusiasm.

the Raiders 20-8 to close the first half to lead by two at the break. Both teams scored 35 second-half points for the 2-point Razorback win.

## Smith Helps 2nd Half Success Over Last 16 Games

- Justin Smith has been a key factor for the Hogs going 14-2 over the last 16 games. Specifically, he has played well in the second halves of those games.
- In the SEC quarterfinal win over Mizzou, Smith scored 13 of his 16 points in the second half, making 6-of-7 FG and he grabbed all eight of his rebounds in the frame.
- In the SEC semifinal loss to LSU, Smith scored 15 of his 21 points in the second half, making 7-of-9 FG.
- In the NCAA 1st round win over Colgate, Smith scored 18 of his 27 and had 7 of his 12 rebounds in the second half.

### SMITH BY HALF THE LAST 16 GAMES

1st HALF:	team's 3rd-best 5.3 ppg	46.6 FG%	3.8 rpg	23 assists	9 BLK	7 steals
2nd HALF:	team's-best 9.9 ppg	<b>70.8 FG%</b>	<b>3.6 rpg</b>	<b>12 assists</b>	<b>2 BLK</b>	<b>13 steals</b>

## 20+ Overall Wins; 13 SEC Wins; Best SEC Finish in 2015

- Arkansas has won at least 20 games for the second straight season and Coach Musselman has won at least 20 games in each of his six seasons as a collegiate head coach. **He is the only Arkansas coach to win 20 in years one and two.**
- Arkansas' 13 conference wins ties for the second-best win total in program history and are the most since going 14-2 in the national championship season (1993-94). Arkansas was 13-3 in its first season in the SEC (1991-92). **NOTE:** Arkansas was one game shy of a full 18-game SEC schedule this season as a previous game with Texas A&M was canceled due to COVID-19 protocols in the Aggie program.
- The second-place regular-season finish is the program's best since finishing 2nd in 2014-15 and ties for the program's best league finish since the SEC went away from divisional play in 2011-12.

## High FG% Streak (Minus On Game)

- Over the last 16 games, Arkansas shot over 40 percent from the field 15 times and has combined to shoot 46.9% (436-929) in those 15 contests. Arkansas has shot over 50 percent from the field in the final two regular-season games.
- ^ 46.2% vs AUB ^ 57.1% at VAN ^ 48.1% vs Ole Miss ^ 48.6% at OK St ^ 43.5% at UK**
- ^ 46.8% at MIZ ^ 44.4% vs FLA ^ 46.3% vs ALA ^ 43.5% vs LSU ^ 55.2% at USC**
- ^ 50.8% vs TXAM ^ 41.5% vs MIZ ^ 45.5% vs LSU ^ 44.6% vs COL ^ 41.4% vs TX Tech**
- Arkansas started slowly at Missouri but heated up: 33.3 FG% 1st half - 59.3 FG% 2nd half - 60.0 FG% OT
- Arkansas shot 51.5% in the first half versus both Vanderbilt and Florida and shot 52% in the first half vs Alabama.
- Arkansas started slowly vs LSU, shooting 33.3% FG in the first half but shot 55.2% FG in the second half
- Arkansas shot 54.5% in the first half at South Carolina and 55.9% in the second
- Arkansas shot 50.0% in the second half vs Texas A&M and 50.8% for the game.
- Arkansas only shot 41.2% in the first half vs Colgate but shot 48.4% in the second.
- **ARKANSAS ENDED THE REGULAR SEASON BY SHOOTING OVER 50% IN A HALF IN SEVEN STRAIGHT GAMES - (1) 59.3% in 2nd half at Mizzou, (2) 51.1% in 1st half vs Florida, (3) 52% in 1st half vs Alabama, (4) 55.2% in 2nd half vs LSU and (5) 54.5% in the first at South Carolina, (6) 55.9% in the second at South Carolina, (7) 60.0% in the second vs Texas A&M**
- **THE LONE "BAD" SHOOTING GAME OVER THE LAST 15** - A 16-point, 61-45 win over Mississippi State on Feb. 2 - Arkansas only shot 35.9 percent from the field and 11.8 percent from 3-point range.

**HOWEVER**, over the last 16 games combined (14-2 record)....

ARK in Last 16 (14-2)	46.3 FG%	32.8 3PT%	73.4 FT%	37.2 rpg	14.5 assists	12.9 TO	79.2 ppg
OPP in Last 16	41.4 FG%	35.1 3PT%	66.9 FT%	36.2 rpg	12.2 assists	15.7 TO	70.2 ppg

## Freebies

- In two of Arkansas' closest losses, the Razorbacks made single-digit free throws, 8-of-10 in a 5-point loss at Tennessee (UT was 20-of-26) and 4-of-7 in a 4-point loss at Oklahoma State (OSU was 12-of-15)
- Since the Oklahoma State game, **the Hogs have bounced back the last 12 games to make 204-of-273 (74.7%) ... an average of 17.0 makes on 22.8 attempts**
- VS BAMA (2/24): Arkansas was 27-of-43** (Bama was 3-of-8) **and Moses Moody was 16-of-19**  
The 43 FTA were the 6th most in an SEC regular-season game by Arkansas  
16 makes by Moody ties for 6th-most FT made by a Hog in a game - 3rd-most in an SEC game  
19 attempts by Moody ties for 7th-most FT attempted by a Hog in a game - 3rd most in an SEC game
- VS LSU (2/27): Arkansas was 23-of-31** (LSU was 6-of-12) **and Moses Moody was 11-of-14**
- VS COLGATE: Arkansas was 22-of-29** (COL was 10-of-17) **and Justin Smith was a career-best 11-of-13**
- Jalen Tate is 10-of-10 at the free throw line at the NCAA Tournament**
- Arkansas ranks 6th in the NCAA / 1st in the SEC in free throws made (471)**
- Arkansas ranks 7th in the NCAA / 1st in the SEC in free throw attempts (639)**
- Moses Moody ranks 9th in the NCAA / 3rd in the SEC in free throws made (138)**
- ^ In 2016, Eric Musselman's Nevada squad led the NCAA in FT made (730) and were 2nd in FT attempts (992).**
- ^ In 2020, Arkansas' Mason Jones led the NCAA in both FT made (233) and FT attempts (282).**
- ^ In his first six years as a college coach, Musselman's teams have ranked 1st (4x) or 2nd (2x) five times in their respective league in free throws made.**
- Connor Vanover missed his first free throw versus Florida and is 20-of-21 at the free throw line this season,** including 6-of-6 at Auburn.
- Moses Moody has consecutive free throw streaks of 15, 13, 12 and 12 this season. He ranks 11th in the SEC in FT% this season (.807) while JD Notae is 16th in the SEC in FT% (.759).

## Highlights in SEC 12-Game Win Streak

- AUBURN:** Arkansas was down 19 (37-18) with just over four minutes left in the first half. Arkansas made 8 of its last 10 field goals in the first half to trim the deficit to 12 at the break.
- Arkansas opened the second half on an 18-4 run and shot 52.9% from the field in the period.
- AT VANDERBILT:** Arkansas led from wire-to-wire, dished out 22 assists and shot a season-best 57.1% from the field, including 42.1% from 3-point range. Arkansas has won seven straight and 11 of the last 12 versus Vanderbilt.
- OLE MISS:** Arkansas held Ole Miss to its season-low 59 points and the Rebels missed their first 14 3-pointers, finishing

## 2020-21 MISCELLANEOUS STATS

### RECORD BREAKDOWN

At Home	16-1
On The Road	5-4
Neutral	3-1
White Uniforms	6-0
White '94 Throwback Uniforms	6-2
White "Hog" Uniforms	7-0
Cardinal Uniforms	5-4
Anthracite Uniforms	0-0

### GENERAL

When Arkansas controls the tip	15-3
When opponent controls the tip	10-3
When Arkansas scores first	16-4
When opponent scores first	8-2

### LEADS AND DEFICITS

<b>Leading at the half</b>	<b>18-1</b>
home: 12-0   road: 4-1   neutral: 2-0	
<b>Trailing at the half</b>	<b>6-5</b>
home: 4-1   road: 1-3   neutral: 1-1	
<b>Tied at the half</b>	<b>0-0</b>
home: 0-0   road: 0-0   neutral: 0-0	
Games decided by 1-to-5 points	4-2
Games decided by 6-to-10 points	3-1
<b>With 5:00 left</b>	Leading: 23-0   Trailing: 0-5   Tied: 1-1
<b>With 2:00 left</b>	Leading: 23-0   Trailing: 1-5   Tied: 0-1
Overtime games	1-0

### OFFENSE

Scoring less than 70 points	3-2
Scoring 70-79 points	6-4
Scoring 80-89 points	9-0
Scoring 90-99 points	3-0
Scoring 100+ points	3-0
1 or 2 Players in Double Figures	0-3
3 Players in Double Figures	5-1
4 Players in Double Figures	12-2
5-7 Players in Double Figures	6-0
8 Players in Double Figures	1-0
At least 1 Player Scores 20+ Points	12-3
When 2+ Players Score 20+ Points	5-1
When shooting at least 50 percent FG	7-1
When shooting at least 33 percent 3FG	13-2

### REBOUNDING/TURNOVERS

When out-rebounding opponent	16-2
When out-rebounded	5-4
When rebounds are even	2-0
When grabbing 10+ offensive reb	15-5
When forcing 15+ turnovers	13-3
When committing less than 15 turnovers	17-1

### BY MONTH

In November	2-0
In December	7-0
In January	5-4
In February	6-0
In March	5-1

### LED HIS TEAM IN SCORING (INCLUDES TIES)

Player	16-17	17-18	18-19	19-20	20-21	Career
Davis	NA	NA	NA	NA	2	2
Iyiola	NA	3	7	NA	0	10
Jackson	2	NA	7	4	0	13
Moody	NA	NA	NA	NA	11	11
Notae	NA	15	16	NA	6	37
Tate	0	0	7	5	1	13
Sills	NA	NA	1	1	2	4
Smith	NA	1	1	3	7	12
Vanover	NA	NA	1	NA	2	3

### LED HIS TEAM IN REBOUNDING (INCLUDES TIES)

Player	16-17	17-18	18-19	19-20	20-21	Career
Davis	NA	NA	NA	NA	1	1
Henderson	NA	NA	0	2	0	2
Iyiola	NA	16	22	NA	--	38
Jackson	1	NA	13	7	1	22
Kimble	NA	NA	NA	8	0	8
Moody	NA	NA	NA	NA	8	8
Notae	NA	3	13	NA	0	17
Sills	NA	NA	0	2	1	3
Smith	NA	1	5	3	11	20
Tate	0	0	2	4	1	7
Vanover	NA	NA	3	NA	5	8
Williams	NA	NA	NA	NA	7	7



## MOCKING MOODY

NBADraft.net (3/13)	7th pick *
NBADraftRoom.com (3/13)	7th pick *
NBCSports.com (3/8)	7th pick *
CBSSports.com (2/25)	8th pick ^
USAToday.com (2/25)	9th pick ^
TankAthon.com (3/6)	12th pick ^
BleacherReport.com (2/2)	11th pick ^
SBNation.com (2/3)	11th pick !
Yahoo.com (2/9)	12h pick ^
ESPN.com (2/2)	12th pick !
Stadium.com (2/26)	12th pick ^
TheAthletic.com (1/8)	12th pick ^
SI.com (2/25)	12th pick ^
BabcockHoops.com (2/25)	14th pick !

\* - 1st SEC player picked  
^ - 2nd SEC player picked  
! - 3rd SEC player picked



**ERIC MUSSELMAN**  
**NAISMITH COACH OF THE YEAR**  
**SEMIFINALIST**  
**JIM PHALEN COACH OF THE YEAR**  
**FINALIST**

- Arkansas head coach Eric Musselman was named one of 10 semifinalists for the 2021 Werner Ladder Naismith Men's Coach of the Year, given by the Atlanta Tipoff Club.
- Musselman is 1 of 25 finalists for the Jim Phalen Coach of the Year.
- Musselman, who is in his second year at Arkansas, led the Razorbacks to a 22-6 record, a 13-4 SEC scoresheet and a second-place finish in the SEC during the regular season to earn a double-bye to this year's SEC Tournament.
- Musselman has won at least 20 games in each of his six years as a collegiate head coach.
- The 13-4 conference mark (missing one game due to COVID 19) are the most wins by Arkansas since 2015 and just the fourth time the program has won at least 13 SEC games since joining the league in 1001-92.
- The 2nd-place finish was the best by the Hogs since 2015, tying for the program's best finish since the league went away from divisional standings in 2011-12.
- Last year, Arkansas (20-12) was the #11 seed at the SEC Tournament - playing in the opening round of the event. Arkansas was picked to finish sixth in this year's SEC preseason media poll.
- All of these accomplishments came with a roster that lost two players early that are now in the NBA, just two returning scholarship players that accounted for just 15 percent of last year's offense and nine newcomers.

1-of-16 from deep.


- MISSISSIPPI STATE:** Arkansas snapped a six-game losing streak to Mississippi State dating back to Feb. 9, 2016.
- Arkansas was down 14-2 to start the game as the Razorbacks missed 16 of its first 17 shots of the game. Arkansas used a 21-2 run in the first half and a 10-2 run to start the second to get the win.
- The MSU game was just the first time four Razorback players scored at least 10 points and had seven rebounds in an SEC game (Smith 10 & 10; Vanover 13 & 8; Davis 10 & 8 and Moody 13 & 7). It was just the second time it has ever happened with the other occurring in 1996 versus Troy. (HogStats.com)
- AT KENTUCKY:** Arkansas snapped an eight-game losing streak to Kentucky dating back to Feb. 27, 2014.
- Jalen Tate got an offensive rebound, was fouled and made two free throws with 4.3 seconds left to provide the 81-80 final. (Davonte Davis sealed the win with a steal.) The last time Arkansas won that late in a game was Mason Jones banking a 3-pointer from right wing with 0.1 seconds left in OT to win at Georgia Tech, 62-61, on Nov. 25, 2019.
- Odd stat ... Kentucky shot a season-best 53.8% (14-of-26) from 3-point range, but just 11-of-35 (31.4%) from 2-point.
- AT MISSOURI:** Arkansas was 20-of-23 at the free throw line, including 7-of-9 in overtime. The 20 made were the most since making 23-of-34 in an earlier loss to Missouri this year (Jan. 2, 2021). Arkansas has made 20-plus free throws five times this year and has shot over 80% from the line seven times.
- The win was the Razorbacks' first over an AP top 10 program since 2016. It was additionally the Hogs' first road win over an AP top 10 team since 2006. In fact, it was just Arkansas' fifth-ever road win over an AP top 10 team
- FLORIDA:** Arkansas got just the third win over the Gators in the last 20 games. Florida had won three straight, 11 of the last 12 and 17 of the last 19 heading into the game.
- ALABAMA:** Arkansas led for 31:55 but the Crimson Tide scored the first seven points of the second half to lead by six 45-39. Arkansas answered with a 17-2 run - including a 10-0 spurt - to lead by nine. Alabama cut its deficit to four before the Hogs went a 14-2 run to go up 16 with 5:55 left and held a double-digit lead the rest of the way.
- LSU:** Arkansas was down five at halftime and shot just 33/39% from the field in the half. The Razorbacks bounced back to score 51 second-half points and shot 55.2% from the field. Arkansas used a 17-5 run early in the second half to go from seven down to up five with 14:41 left. LSU got to within three (56-53 with 12:11 left) before Arkansas went on a 22-4 run (including a 14-1 run) to take its largest lead of 21 points with six minutes left.
- SOUTH CAROLINA:** Three Razorbacks scored over 20 points for a 101-73 win for the program's fourth straight SEC road win. By scoring over 100 points, Arkansas cracked the century mark in an SEC game for the first time since defeating Auburn 101-87 on Feb. 10, 2015. The 28-point win is the 11th-biggest margin of victory in an SEC game, the third-largest in an SEC road game and the 22nd-largest in a road game ever.
- TEXAS A&M:** Arkansas erased a 14-point, first half deficit (three at halftime) and won for the first time this year when trailing with two minutes to play. Arkansas shot 60% from the field (18-30) and was 4-of-8 from 3PT in the second half.
- MISSOURI:** Arkansas was down 10 to Missouri with 9:18 left in the first half. The Hogs used a 16-0 run and only trailed one at halftime. With the win, Arkansas improved to 15-2 in SEC quarterfinal games.

## The Smith Factor ... Playing "Next-Level Basketball"


- Here is a breakdown **(WITH TWO CAVEATS)** to show the team's success with a "healthy" Justin Smith ... **remember, everything in this note centers around the following.....**
- 1. Even though Justin Smith started and played at Alabama, he was not effective and probably should have waited one more game so **I'm not counting that game**
- 2. I am not counting any games prior to opening league play (Dec. 30) at Auburn. I am including the Oklahoma State.
- Team "with" Justin Smith: 14-1 .... 1-4 "without."** Now, in reality for the year, Arkansas is 23-3 (even with Alabama loss) and **1-3 without (losses to #12 Missouri, at #9 Tennessee and at #24 Alabama)**
- Muss says Smith is playing "next-level basketball" **and, considering the two caveats above.....**
- ^ With a healthy Smith, Arkansas averages 2.7 more assists (14.5 to 11.8) and 2.3 less turnovers (12.9 to 15.2)**
- ^ With a healthy Smith, Arkansas is shooting 46.3% as a team and shot 39.2% without Smith**
- ^ With a healthy Smith, Arkansas is scoring 79.2 ppg as a team and 75.2 ppg without Smith.**
- ^ With a healthy Smith, Arkansas is allowing 70.2 ppg as a team and 82.2 ppg without Smith.**

## RARE AIR


### • MOSES MOODY IS 1 OF ONLY 5 NCAA FRESHMEN AVERAGING OVER 16.0 POINTS PER GAME.

	1. Cameron Thomas (LSU)	23.0 ppg
	2. Cade Cunningham (OK St)	20.1 ppg
	3. Rayshon Harrison (Presbyterian)	17.2 ppg
	<b>4. Moses Moody (ARK)</b>	<b>17.1 ppg</b>
	5. Evan Mobley (Southern Cal)	16.5 ppg


### • MOSES MOODY IS 1 OF ONLY 3 NCAA FRESHMEN AVERAGING OVER 15.0 POINTS AND 5.0 REBOUNDS.

	Cade Cunningham (OK St)	20.1 ppg	6.19 rpg
	<b>Moses Moody (ARK)</b>	<b>17.1 ppg</b>	<b>5.77 rpg</b>
	Evan Mobley (Southern Cal)	16.5 ppg	8.81 rpg


### • MOSES MOODY IS 1 OF 2 PLAYERS (ONLY FROSH) IN THE SEC to rank among the league's top 20 in the following:

	<b>Moses Moody (ARK)</b>	^ Scoring (3rd)	^ FG% (8th)	^ 3PT% (15th)	^ FT% (11th)	^ Rebounds (17th)
	Tre Mann (FLA)	^ Scoring (8th)	^ FG% (7th)	^ 3PT% (9th)	^ FT% (6th)	^ Rebounds (18th)

### • MOSES MOODY IS 1 OF 3 PLAYERS (ONLY FROSH) IN THE SEC to average at least 16.0 points and 5.0 rebounds

	<b>Moses Moody (ARK)</b>	<b>17.1 ppg (3rd in SEC)</b>	<b>5.8 rpg (17th in SEC)</b>
	Trendon Watford (LSU)	16.3 ppg (6th in SEC)	7.4 rpg (5th in SEC)
	Tre Mann (FLA)	16.0 ppg (8th in SEC)	5.6 rpg (18th in SEC)

### • MOSES MOODY IS 1 OF 3 PLAYERS (ONLY FROSH) IN THE SEC shooting at least: 42% FG, 35% 3PT AND 80% FT.

	<b>Moses Moody (ARK)</b>	<b>44.7 FG%</b>	<b>37.4 3PT%</b>	<b>80.7 FT%</b>
	Iverson Molinar (MSU)	47.3 FG%	41.9 3PT%	81.0 FT%
	Tre Mann (FLA)	45.9 FG%	40.2 3PT%	83.1 F%

## Moody Closes the Regular-Season 🔥

- Moses Moody closed the season o fire.
- ^ He earned back-to-back SEC Freshman of the Week honors in the final two weeks of the regular season.
- ^ His scoring average went from 16.2 to 17.4.
- ^ Tied his **career-high three times** with 28 at South Carolina, 28 vs Texas A&M and 28 vs LSU in the SEC semifinals.
- He added 24 versus #6 Alabama.

## Just A Minute ... or 20

- At Missouri, Justin Smith and Moses Moody played all 20 minutes of the second half and all five minutes of overtime.
- Moody has played 20 minutes of a half 16 times this season – 11 straight.**
- Smith played all 40 minutes in the season finale versus Texas A&M and in the NCAA 1st round vs Colgate. He has played all 20 minutes of a half 11 times.**
- The following is a list of players that played all 20 minutes of a half this season.

Dec. 12 vs UT Arlington	Moody (2nd)			
Dec. 20 vs. Oral Roberts	Sills (2nd)			
Dec. 30 at Auburn	Moody (2nd)			
Jan. 2 vs Missouri	Moody (2nd)	Sills (2nd)		
Jan. 13 at LSU	Moody (2nd)			
Jan. 20 vs Auburn	Sills (2nd)	Williams (2nd)		
Jan. 23 at Vanderbilt	Moody (2nd)			
Jan. 27 vs Ole Miss	Vanover (2nd)			
Jan. 30 at Oklahoma St.	Moody (2nd)	Vanover (2nd)		
Feb. 2 vs Mississippi St.	Moody (2nd)	Vanover (2nd)	Smith (2nd)	
Feb. 9 at Kentucky	Moody (2nd)			
Feb. 13 at Missouri	Moody (2nd)	Smith (2nd)		
Feb. 16 vs Florida	Smith (2nd)			
Feb. 24 vs Alabama	Moody (2nd)	Smith (2nd)		
Feb. 27 vs LSU	Moody (2nd)	Smith (2nd)		
Mar. 6 vs Texas A&M	Moody (2nd)	Smith (1st & 2nd)	Davis (2nd)	Tate (2nd)
Mar. 12 vs Missouri (SEC)	Moody (2nd)			
Mar. 13 vs LSU (SEC)	Moody (1st)	Smith (1st)	Davis (2nd)	Tate (2nd)
Mar. 19 vs Colgate (NCAA)	Moody (2nd)	Smith (1st & 2nd)		
Mar. 21 vs TX Tech (NCAA)	Moody (2nd)	Smith (2nd)	Davis (2nd)	

**Moody (16x)**  
**Smith (11x)**  
**Sills (3x)**  
**Davis (3x)**  
**Vanover (3x)**  
**Tate (2x)**  
**Williams (1x)**

- ^ Led the team in rebounding in both SEC tourney games – 8 vs Mizzou and 9 vs LSU – and averaged 7.0 in the last 6
- ^ Made a career-high five 3-pointers vs Texas A&M, adding four at South Carolina and four vs LSU in the SEC Tourney
- ^ Dished out a career-high five assists vs LSU (2/27), adding four vs Alabama (2/24).
- ^ Had a career-high three steals versus Alabama AND a career-high three blocked shots vs Alabama.

## Moses Delivers; Controls the Arc

- Razorback freshman Moses Moody leads the team – and ranks **third in the SEC in scoring** (17.1 ppg).
- He is just the sixth freshman to led UA in points per game during a season**  
^ George Kok (18.7 in 1944-45) ^ Scotty Thurman (17.4 in 1992-93) ^ Joe Johnson (16.0 in 1999-00)  
^ Jonathon Modica (11.5 in 2002-03) ^ Patrick Beverley (13.9 in 2006-07)
- He was the only Hog to make a 3-pointer in each of the first 14 games before going 0-of-4 in game 15 vs Auburn. He has made a 3-pointer in 27 of 30 games.
- He made a season-best five 3-pointers versus Texas A&M and made four triples at Kentucky, at South Carolina and vs LSU in the SEC tourney. He ranks sixth in the SEC with 58 3-pointers made.**
- Moody has consecutive free throw streaks of 15, 13, 12 and 12 this season.  
^ **Moody is 9th in the NCAA / 3rd in the SEC in free throws made (138).**  
^ **In a pandemic-shortened season, he has set the Arkansas freshman for free throws made (138) and attempted (171) n 30 games. The previous mark was 116-of-169 by Kareem Reid in 1995-96 (in 33 games).**

## Impressive Rebound ... Of 350 NCAA DI Schools

LAST YEAR in NCAA / SEC		THIS YEAR in NCAA / SEC	
342nd in rebound margin / 14th SEC	-6.8	64th in rebound margin / 3rd SEC	+3.7
332nd in rebounds per game / 14th SEC	31.53	19th in rebounds per game / 2nd SEC	39.70
325th in offensive rebounds / 14th SEC	7.5	50th in offensive rebounds / 8th SEC	11.77
288th in defensive rebounds / 12th SEC	24.03	29th in defensive rebounds / 2nd SEC	27.93

- This year, Arkansas has produced the top 6 as well as 9 of the top 11 rebounding efforts in the Musselman era
- This year, Arkansas has produced 14 of the top 16 offensive rebounding efforts in the Musselman era
- This year, Arkansas has produced each of the top 3 and 6 of the top 8 defensive rebounding efforts in the Musselman era
- Arkansas leads the SEC in defensive rebound percentage, grabbing 73.8% of opponents' misses.**
- Justin Smith's 17 boards vs Oral Roberts is the most (tied) by an SEC player this season.**

### OTHER REBOUND NOTES

- Arkansas had 58 rebounds versus both Oral Roberts and Mississippi Valley – the most by Arkansas under Musselman and 3rd-most by a Musselman-coached college team.
- Arkansas had 44 defensive rebounds versus Lipscomb – **THE MOST by a Musselman-coached college team**
- Arkansas' 24 offensive rebounds versus Oral Roberts are the most by Arkansas under Musselman and the second-most by a Musselman-coached college team.
- Arkansas has out-rebounded its opponent 18 times this season and is 16-2**

# #PR HOGS

<b>39</b> NBA Draft Selections	<b>16</b> All-Star Game Appearances	<b>14</b> All-Defensive Team Honors
--------------------------------	-------------------------------------	-------------------------------------



## CURRENT HOGS IN THE NBA



### DANIEL GAFFORD

- 2nd Year in NBA
- 2019 - 2nd RD/38th overall



### MASON JONES

- 1st Year in NBA
- 2020 - Free Agent



### PATRICK BEVERLEY

- 9th Year in NBA
- 3x NBA All-Defensive Team
- 2009 - 2nd RD/42nd overall



### ISAIAH JOE


- 1st Year in NBA
- 2020 - 2nd RD/49th overall



### BOBBY PORTIS

- 6th Year in NBA
- 2015 - 1st RD/22nd overall

<b>12</b> First Round Draft Picks	<b>7</b> All-NBA Selections	<b>3</b> NBA Champions
-----------------------------------	-----------------------------	------------------------



### USA NBA G LEAGUE

- Dusty Hannahs Santa Cruz Warriors

### BELGIUM

- Jabril Durham Belfius Mons-Hainaut

### CHINA

- Sonny Weems Guangdong Southern

### CZECH REPUBLIC

- Delvon Johnson Svitavy

### FRANCE

- Courtney Fortson AS Monaco Basket
- Dustin Thomas BC Souffelweyersheim

### GREECE

- Moses Kingsley AEK
- Daryl Macon AEK

### HUNGARY

- Adrio Bailey OSE Lions

### ISRAEL

- Coty Clarke Bnei Hertzeliya
- Rashad Madden Netanya

### IRAQ

- Arlando Cook Zakho

### ITALY

- Jaylen Barford Vanoli Basket Cremona
- Charles Thomas Scafati

### LUXEMBOURG

- Michael Jones Larochette B

### MEXICO

- B.J. Young Libertadores de Queretaro

### MACEDONIA

- Jeantal Cylla Vardar

### TUNISIA

- Willy Kouassi DSG





in such games.

^ Arkansas only out-rebounded its opponent four times last season (4-0).

^ Musselman's collegiate teams are 90-12 when out-rebounding their opponents.

- **TENNESSEE MISSED 37 SHOTS** (FG and AVAILABLE FT) - **ARKANSAS HAD 31 DEFENSIVE REBOUNDS.**
- **GEORGIA MISSED 37 SHOTS** (FG and AVAILABLE FT) - **ARKANSAS HAD 29 DEFENSIVE REBOUNDS.**
- **MISS STATE MISSED 38 SHOTS** (FG and AVAILABLE FT) - **ARKANSAS HAD 30 DEFENSIVE REBOUNDS**

## Double Digit Wins; 19th in NCAA/1st in SEC in Scoring Margin

- 17 of Arkansas' 24 wins this year have been in double digits. Lone exceptions were +2 versus Auburn; +1 win over Kentucky; +5 in OT win at Missouri; +8 vs LSU. +7 vs Texas A&M, +6 vs Mizzou in the SEC Tourney and +2 win over Texas Tech in the NCAA 2nd Rd.
- To start the year, Arkansas won each of its first nine games of 2020-21 by double digits - and 10 straight dating back to an 86-73 victory over Vanderbilt in the 2020 SEC Tournament.
- Arkansas was the first SEC team in six years to open the season with nine-straight wins and all by double figures.
- **Thanks to these totals, Arkansas ranks 21st in the NCAA / 1st in the SEC in scoring margin at +11.7.**

## Half a Hundred; 7th in NCAA/1st in SEC in Scoring

- **Arkansas has scored 90-plus points six times this season, including four of its wins in SEC play, and scored between 80-89 points an additional 10 times.**
- Arkansas scored 56 second-half points in the win over Georgia. It was the most by Arkansas in the second half of an SEC game since scoring 60 at Alabama on Jan 30, 2002 - a 109-94 final (HogStats.com).
- Arkansas (down five at halftime) scored 51 second-half points in the LSU win.
- Arkansas scored 49 first-half points in the first half; 52 in the second at South Carolina.
- Arkansas has scored at least 50 points in a half seven times this season.
  - ^ Mississippi Valley State 61 in the first half **AND** 81 in the second half
  - ^ Central Arkansas 59 in the second half
  - ^ Oral Roberts 57 in the second half
  - ^ Georgia 56 in the second half



### NATION'S #5 RECRUITING CLASS

Moses Moody • KK Robinson • Jaylin Williams • Devo Davis

### #5 Recruiting Class; 3 Top Grad Transfers

- Arkansas' 2020 recruiting class was a consensus top 10 haul. The group included four, four-stars and all are Arkansas natives.
- The ranking did not include three of the top 20 graduate transfers and two players among the nation's top 50 sit-out transfers.

#### THE FOLLOWING IS A BREAKDOWN:

#### • 2020 RECRUITING CLASS

	5th ESPN	8th 247Sports	11th Rivals
• Recruits	ESPN	247 Comp	247 Rivals
Moses Moody	★★★★ 45th	45th	40th
POSITION	10th SG	9th SG	8th SG
KK Robinson	★★★★ 82nd	61st	39th
POSITION	19th PG	11th PG	8th PG
Devo Davis	★★★★ 89th	113th	153rd
POSITION	19th SG	15th CG	20th SG
Jaylin Williams	★★★★ 94th	80th	93rd
POSITION	15th C	15th C	13th C

#### • GRADUATE TRANSFERS

Jalen Tate	#5 (NBC Sports)	#8 (247Sports)	#10 (CBS AND Stadium)
Vance Jackson Jr.	#8 (CBS)	#18 (Stadium)	#32 (ESPN)
Justin Smith	#11 (Stadium)	#22 (ESPN)	

#### • SIT-OUT TRANSFERS

JD Notae	#29 (ESPN)
Connor Vanover	#44 (ESPN)

^ LSU

51 in the second half

^ South Carolina

52 in the second half

- Despite its struggles at LSU and at Alabama, Arkansas still scored 45 and 40 second-half points, respectively.
- **Arkansas has at least 40 points in a half 30 times in 30 games.**
- **Thanks to these totals, Arkansas ranks 7th in the NCAA / 1st in the SEC in scoring at 82.0 ppg.**

## Valuing the Ball

- Coach Musselman preaches to his team to "value the ball."
- In his first five years as a collegiate head coach, Musselman's teams have led their respective conference in fewest turnovers per game in each of the last four years, assist-to-turnover ratio three times and turnover margin in each of the last three years.
- **This year in the SEC:**
  - ^ **Arkansas ranks 2nd assist-to-turnover ratio (1.14)**
  - ^ **Arkansas ranks 2nd in turnover margin (+2.5)**
  - ^ **Arkansas ranks 3rd in fewest turnovers per game (12.9)**
- Arkansas has committed single-digit turnovers five times this season.
  - 7 vs Miss Valley State • 8 vs UCA • 9 vs Mizzou • 6 at UK • 9 vs Tx Tech

## Poll Wins

- **Arkansas defeated #10 Missouri (86=81 in overtime) in Columbia.**
  - ^ The win was the Razorbacks' first over an AP top 10 program since defeating #5 Texas on Jan. 27, 2016, in Bud Walton Arena.
  - ^ It was additionally the Hogs' first road win over an AP top 10 team since handing #10 Tennessee a 73-69 defeat on Feb. 25, 2006.
  - ^ In fact, it was just Arkansas' fifth-ever road win over an AP top 10 team and, like today, the Razorbacks trailed at halftime in all five wins.
- **Two games later, Arkansas defeated Alabama in Fayetteville.** The #20 Arkansas vs #6 Alabama game on Feb. 24 was **the first top 25 match-up in Bud Walton Arena since then** #16 Arkansas defeated then #13 South Carolina, **Feb. 18, 1998.**
  - ^ It was Arkansas' first win over a team ranked #6 since beating then #6 Kentucky on Feb. 20, 1999.
  - ^ The 15-point win over a top 10 program is the fifth-largest margin of victory by the Razorbacks all time. (HogStats.com). The top four margins of victory vs top 10 include: +27 vs. #8 Alabama (1/6/2007), +17 at #8 Kentucky (1/25/92), +16 vs #2 Auburn (2/24/1999).
- Arkansas beat two top 10 teams this year (at #10 Missouri and vs #6 Alabama) in the nation in the same season since the 2008-09 season, taking down #4 Oklahoma, 96-88, on Dec. 20, 2008, and #7 Texas, 67-61, on Jan. 6, 2009.
- ^ The last time Arkansas beat two top 10 programs in the same month was Feb. 2006 versus #10 Florida, 85-81, on Feb. 18, 2006, and #10 Tennessee, 73-69, on Feb. 25, 2006.
- Including the two wins this season over top 10 opponents, the Razorbacks' are just 13-32 versus top 10 opponents since 2000 - including three wins (two this year) since 2010.
- **Arkansas defeated #21 Texas Tech in the NCAA second round.**
  - ^ The last time Arkansas had at least three wins over a ranked team was 2007-08 when the Hogs had four
- **ARKANSAS IS NOW 101-154 WHEN FACING A RANKED TEAM.**
- **Arkansas is 403-115 all-time (8-1 this year) when playing as a ranked AP team.**
  - ^ Arkansas, then #24, beat Florida is its return to the poll since Jan. 6, 2018,
  - ^ Arkansas beat #6 Alabama and LSU in the same week as the #20 team.
  - ^ Arkansas beat South Carolina and Texas A&M as the #12 team (AP) in the land.
  - ^ Arkansas was 1-1 at the SEC Tournament as the #8 team.
  - ^ Arkansas is 2-0 in the NCAA Tournament as the #10 team.
- Eric Musselman is 46-13 when his team is ranked in either poll, 8-1 at Arkansas.

## The Avengers

- **Arkansas is 4-0 this year when playing an opponent for the second time,** including avenging losses to #10 Missouri, #6 Alabama and LSU. Arkansas also swept Auburn.
- In his Coach Muss' two years at Arkansas, **the Hogs are 7-2 when playing an opponent twice in the same year.**
  - ^ Last year, Arkansas was swept by Miss State and Arkansas beat A&M the first meeting (SEC opener) but lost to the Aggies in the second meeting (season finale).
- Arkansas is **6-1 when trying to avenge a loss** under Coach Musselman
  - ^ Last year: 3-1 - Avenged losses to Missouri, Tennessee and LSU but lost when trying to avenge its loss to Miss State.
  - ^ This year, 3-0 - Avenged losses to Missouri, Alabama and LSU.

## GroundHog Month

- Arkansas went undefeated in February (6-0) for the first time since 1993-94.
- Also this year, Arkansas was undefeated in November (2-0) and December (7-0).
- ^ The last time the program had multiple undefeated months was 1993-94 - 1-0 in Nov., 7-0 in Dec., 8-0 in Feb and 1-0 in April.



## "Zero" Coincidence

- There is "zero" coincidence that Arkansas won 12 straight SEC games – and 14 of the last 16 – thanks to #0 .... a "healthy" Justin Smith.
- Smith was injured in the first half of the SEC season-opening win at Auburn and had ankle surgery the next day (Jan. 1). Arkansas lost three of the next four games with Smith sidelined and dropped a decision at Alabama with a limited Smith back in the lineup – 14 days after his surgery.
- Since that Alabama game, Arkansas is 14-2 over the last 16. **The Hogs are 23-3 with Smith in the starting lineup** (lost at Alabama in perhaps a premature return to the lineup, lost a four-point game at Oklahoma State - game was tied with 30 seconds to go and lost a six-point game to LSU in the SEC semis - a game Arkansas was down 1 with 37 seconds left).
- **Over the last 16 games, Smith is averaging 15.6 ppg and 7.4 rpg while shooting 60.8% from the field with 35 assists (2.2 avg) and 20 steals (1.3).**
- **Vs Mississippi State, Smith had a double-double with 10 points and 10 rebounds.**
- **At Oklahoma State, Smith led the team in scoring (18), rebounds (7) and assists, tying his career-high.**
- **At Missouri, Smith led the team in scoring (19) and rebounds (6) and tied for the team lead in assists (3).**
- **Vs Florida, Smith had 15 points (7=9 FG) with six rebounds and career-highs in steals (5) and assists (4).**
- **Vs Alabama, Smith had a double-double with 11 points and 12 rebounds.**
- **Vs LSU, Smith recorded his second-straight double-double (19 pts & 10 reb)**
- **At South Carolina, Smith had 22 points and 8 rebounds.**
- **Had 21 points and 8 rebounds in the SEC quarterfinal win over Missouri with three assists and two steals**
- **Added 21 points (10-of-13 FG) and seven rebounds vs LSU in the SEC semis.**
- **Versus Colgate, had a career-high 27 points – making a career-high 11-of-13 at the free throw line – while tying a career-high with five steals ... He added 12 rebounds for his fifth double-double this season.**
- **Versus Texas Tech, he scored 10 in both halves to lead the team with 20 points.**

## No One Made 2 Bigger Plays Than Tate One Week, Except Maybe...

- Jalen Tate was not named the SEC Player of the Week after leading Arkansas to two road wins at Kentucky and at #10 Missouri. However, it would be hard to argue no player made two bigger plays in clutch moments that led to a win ... except his own teammates.
- 1A.** At Kentucky and Arkansas down one, **JALEN TATE** got an offensive rebound with seven seconds left, was fouled and sank two free throws to give Arkansas an 81-80 lead.
- 1B.** Kentucky still had a chance but **DAVONTE DAVIS** followed through with his prediction during a timeout between Tate's free throws that he would make the game winning steal.
- 2A.** With Arkansas up one and 21 seconds left in overtime, Missouri's Dru Smith looked to have a clean line to the basket for a layup. However, **JALEN TATE** chased him down from behind and blocked the shot.
- 2B.** Tate's block was initially ruled basket interference. After review, it was deemed a clean block. However, by rule, the ball was dead and went to Missouri on alternating possession. On the ensuing play, **MOSES MOODY** stripped Parker Braun, was fouled and made two free throws to put the Hogs up three with 12 seconds left.
- 2C.** With the game still in doubt after Moody's free throws, **DAVONTE DAVIS** picked up Xavier Pinson three-quarter court and got his hand on Pinson's final shot attempt with 3.7 seconds left that Justin Smith grabbed.
- 2D.** **JUSTIN SMITH** was fouled, made both free throws to seal the win.
- As a side note, **MOSES MOODY was named the College Sports Madness SEC Player of the Week for a second time this season after the Kentucky and Mizzou wins.**

## Sixth Man Has Fourth-Best

- JD Notae carried Arkansas in its SEC quarterfinal win over Missouri.
- ^ Notae scored 27 points, his best as a Razorback and the fourth-best output of his career.
- ^ It was his fifth 20-point game of the season and his 20th 20-point game of his career.
- ^ Scored 12 points during a 16-0 run in the first half to turn a 10-pt deficit (Mizzou's largest lead) into a 6-pt lead
- ^ Scored 16 of the team's 32 first-half points.
- ^ Made a desperation bank shot in the lane as the shot clock was expiring and 1:19 left in the game to put the Hogs' up five (65-60).

## J Tate the Great

- **Jalen Tate has been exactly what was expected of him ... a long, lock-down defender that is a strong rebounder and pass-first point guard that can score. In other words a stat sheet stuffer.**
- **During Arkansas' 12-game SEC win streak, Tate averaged 11.6 ppg with a team-best 41 assists and a team-best 17 steals while shooting 50% from the field and 35.5% from 3PT.**
- **Versus Colgate, Tate scored 17 points and tied a season-high with seven rebounds.**




## HIGHEST PRAISE

- Hall of Fame coach Nolan Richardson certainly knows a thing or two about playing defense.
- The architect of "40 Minutes of Hell" recently said of Arkansas' defense on a radio interview...

**"Their half-court defense is as strong or as good as any defense I've ever seen."**

**- Nolan Richardson**  
**Hall of Fame Basketball Coach**



## Patrick On Australian National Team Staff

Basketball Australia released its Australian Men's Basketball Squad for the Tokyo 2020 Olympic Games, and it was announced that University of Arkansas associate head basketball coach David Patrick will serve as assistant coach for this campaign.

Patrick has previously served on the "Boomers" staff, helping the National Team qualify for the Olympics with its performance at the 2019 FIBA Basketball World Cup. Brian Goorjian, who led the National Team at the 2004 and 2008 Olympics, returned to the Boomers as head coach in November 2020 and has asked Patrick to remain on staff this summer.

"I am honored to once again serve with the Australian National team," Patrick said. "I am thrilled Coach Goorjian elected to have me be a part of his staff. We have a lot of NBA, NBL and world-class talent on this squad. Having Coach Goorjian back as the head coach gives us a great opportunity to win a gold medal. I have deep roots in Australia and know the great talent the country has and continues to produce. This is a great honor, and I am thankful to Arkansas head coach Eric Musselman and everyone at the University for allowing me to pursue this opportunity."

The Boomers, currently ranked #3 in the world, reached the semifinals at the 2019 FIBA World Cup.

This Australian Squad includes three NBA players Patrick recruited and coached at previous collegiate coaching stops, including **Patty Mills** (San Antonio Spurs), **Matthew Dellavedova** (Cleveland Cavaliers) and **Ben Simmons** (Philadelphia 76ers).

"Coach Patrick is highly regarded for his coaching and teaching capabilities as well as his personal qualities," said Jan Stirling, general manager High Performance Basketball Australia. "He brings added value of having a deep understanding of our Australian basketball system. Like us, Arkansas has also recognized his depth of knowledge and experience as a respected and valued member to the program and community."

Patrick grew up in Melbourne, Australia, and moved to the United States during high school. He calls himself the "Bermuda Triangle" as he was born in Bermuda and has tri-citizenship in Bermuda, Australia and the United States..

- He added four assists and only committed one turnover in 38:13.
- **Versus Texas Tech, Tate was just 2-of-9 from the field but scored 10 points as he made 6-of-6 free throws.**
- **TATE IS 10-of-10 FROM THE FT LINE IN THE NCAA.**
  - ^ He has scored at least 12+ points 15 times this season.
  - ^ Thanks to a career-high 11 assists versus UCA and adding 10 versus Georgia, he has a team-best 113 assists.
  - ^ In both his double-doubles (UCA and UGA), Tate had a combined 21 assists with just one turnover.
  - ^ Has at least four rebounds 17 times including an SEC-best six in just 13 minutes in the LSU win..

## This Devo Gets Satisfaction

- Davonte "Devo" Davis is making a name for himself as making clutch plays in key moments.
  - ^ At Kentucky: Had a steal in the steal in the final seconds to seal the win
  - ^ At Missouri: Up 3 pts, blocked a 3-pt shot with 3.7 seconds to seal the win
  - ^ Vs. Texas A&M: Had two steals in the final minute to seal the win
  - ^ Vs. Colgate, he had steals on back-to-back possessions to start a 17-0 run to end the first half with a layup at the buzzer to give Arkansas a 36-33 lead.
  - ^ Vs. Texas Tech, Red Raider leading scorer had zero shot attempts over the final 10 minutes - was 0-of-1 FT - while scoring 15 point and grabbing six boards.

## Taking Charge

- Arkansas has taken 61 charges this season (2.1 per game).
- Arkansas took 10 charges in the SEC Tournament, including nine in the quarterfinal vs Missouri thanks to five by Moses Moody and two by Justin Smith.
- **Jaylin Williams leads the team with 15 charges taken despite missing four games.**
- **Moses Moody DREW FIVE CHARGES VS MIZZOU IN THE SEC TOURNEY. He has 13 for the season to rank second on the team.**
- Jalen Tate is third with 11.

## 4 Hogs Top 1,000

- Although Arkansas' roster has a lot of new faces, the roster has a lot of experience.
- Vance Jackson Jr., drained four 3-pointers during a 28-0 run in the first half of the season opener. With his fourth triple, Jackson eclipsed the 1,000-point plateau. He also grabbed his 500th career rebound in the game.
- Jalen Tate scored his 1,000th career point versus Central Arkansas and dished out his 300th career assist versus Lipscomb. With four boards in the Auburn win (1/20), he grabbed his for 400th career rebound.
- JD Notae scored his 1,000th career point in just his 66th career game played (vs Central Arkansas).
- Justin Smith became the fourth member at Missouri. Needing just one point entering the game, the graduate transfer made two free throws at the 5:05 mark of the first half to break the barrier. With six rebounds vs Ole Miss, he eclipsed the 500-rebound plateau for his career.

PLAYER	CAREER PTS	TO REACH
VANCE JACKSON JR	1,094	Scored 1,000th career pt vs MVSU
JALEN TATE	1,267	Scored 1,000th career pt vs UCA
JD NOTAE	1,321	Scored 1,000th career pt vs UCA
JUSTIN SMITH	1,170	Scored 1,000th career pt at MIZ

## Moody Honored Dec. 7 and Feb. 15

- Arkansas guard Moses Moody was named the **SEC Freshman of the Week** and **College Sports Madness SEC Player of the Week** on Dec. 7. He was also named the **College Sports Madness SEC Player of the Week** on Feb. 15.

### HONOR Dec. 7

- Moody averaged 21 points, 8.5 rebounds and two assists in wins over UT Arlington and Lipscomb. He made 70 percent of his shots from the field (14-of-20) - including 4-of-6 from 3-point range - while going 10-of-13 at the free throw line.
- The Little Rock product had game highs with 24 points and nine rebounds versus UTA to become the first Razorback freshman since Booby Portis in 2014 to have at least 24 and nine in a game. He followed that with an 18-point, eight-rebound performance versus Lipscomb. Moody made 7-of-his-8 shots, including 2-of-3 from 3-point range, while adding three assists in just 24 minutes played.

### HONOR Feb. 15

- Moody averaged 15.0 points with 6.0 rebounds but made several highlight reel plays.
  - At Kentucky, he led the team with seven rebounds and, after sitting most of the first half due to foul trouble, played all 20 minutes of the second half with 11 points and five rebounds. He made a steal that led to a fastbreak layup.
  - At Missouri, he scored Arkansas' first seven points before picking up two early fouls and sitting most of the half. He finished with 16 points (6-of-6 at the FT line), five rebounds, two steals and two blocked shots. He played the final 25 minutes and three big plays in overtime.
- 1. Sank two free throws with 1:17 left to give Arkansas a one-point lead

- 2. Down one, had a key assist to put the Hogs back up one (82-81) with 58 ticks left
- 3. Up one and after Missouri retained possession on a "jump ball", Moody got a steal with 12 ticks left and he was fouled. He made both free throws to put the Hogs up three.

## Moody Doubles Up as SEC Freshman of the Week

- Moses Moody was named the SEC Freshman of the Week in each of the last two weeks of the regular season.
  - ^ First, Moody helped Arkansas get wins over the top two teams in the SEC (Alabama and LSU, who was tied for 2nd with Arkansas). Second, Arkansas closed the year with a road win at South Carolina and a home win versus Texas A&M.

### MARCH 1 HONOR

- Averaged 21.0 points and 6.5 rebounds and was a combined 27-of-33 at the free throw line in the two games.
- Set career highs in both games for assists and had a career-high for blocked shots.
- **ALABAMA:** 24 points - 5 rebounds - 4 assists - 3 blocked shots - 1 steal
- **LSU:** 18 points - 8 rebounds - 5 assists

### MARCH 8 HONOR

- Averaged 28.0 points and 6.0 rebounds. Marked the 3rd time he scored a career-high 28.
- Combined 19-of-30 (63.5%) from the field and 9-of-17 (52.9%) in the two games.
- Played 70 minutes in the two game with **ZERO TURNOVERS.**
- **At South Carolina:** 28 points - 7 rebounds - 2 assists - 2 steals
- **Versus Texas A&M:** 28 points - 5 rebounds - 2 assists - 2 steals - Made a career-high 5 3-pointers (5-of-8)
- Made a crucial block at the rim on a dunk attempt with the game tied and 1:30 left in the contest.

## 3-Ball Streak Continues

- On Feb. 9, 2019, Mason Jones made a 3-pointer at 18:43 of the first half at South Carolina to mark the 1,000th-straight game Arkansas made at least one triple.
- Arkansas fans were getting nervous the streak might end versus Texas Southern in 2019-20. The Razorbacks were 0-of-13 from distance in the first half. However, Isaiah Joe opened the second half with a triple and would make six in the period en route to 29 second-half points - 33 total.
- Arkansas ranks third on the NCAA active list of teams that have made at least one 3-pointer.
  1. UNLV 1,127 consecutive games (season complete)
  2. Duke 1,112 consecutive games (season complete)
  3. **ARKANSAS 1,074 CONSECUTIVE GAMES (THRU 3/21)**
  4. Western Kentucky 1,067 consecutive games (thru 3/17 next 3/25)
- UNLV and Princeton (959 straight games) have made a 3-pointer in every game since the NCAA adopted the rule in 1986-87.
- **The last game Arkansas did not make a 3-pointer was when the Razorbacks went 0-for-2 at Texas on Jan. 07, 1989.**



### PLAYERS IN THE NCAA WITH 50+ BLOCKS AND 20+ 3'S MADE

Player	Team	Blocks	3's Made
Connor Vanover	ARK	51 blocks	24 3's
Hayden Koval	UNCG	65 blocks	26 3's
Jay Huff	UVA	66 blocks	29 3's

Vanover the first Arkansas player with 50+ blocks and 20+ 3's made in a season. Only nine other Hogs have reached those levels in an entire career: (HogStats.com)

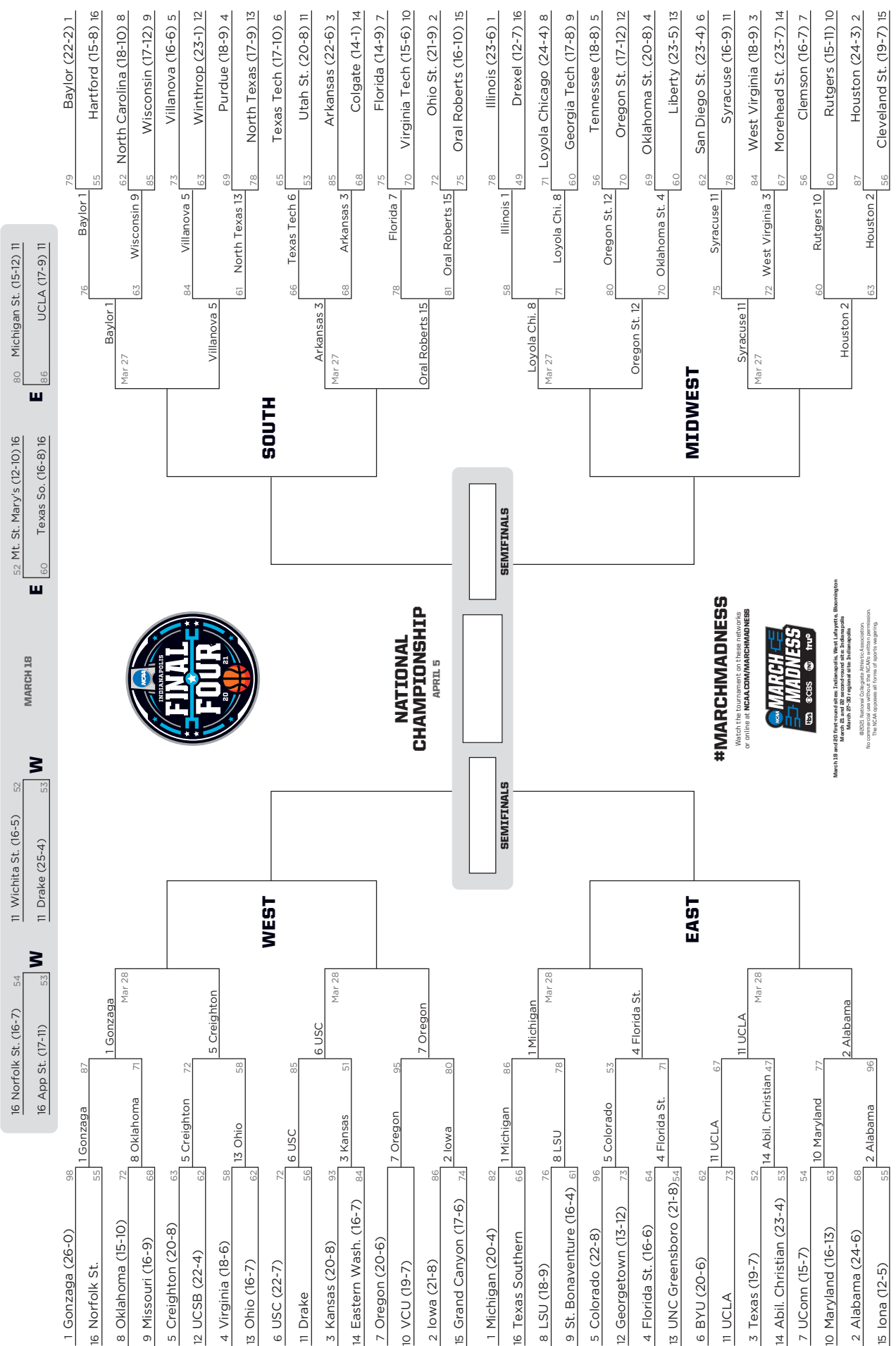
Carl Baker (54 BLK • 29 3's)	Todd Day (102 BLK • 226 3's)
Ron Huery (70 BLK • 94 3's)	Vincent Hunter (79 BLK • 32 3's)
Bobby Portis (104 BLK • 23 3's)	Marshawn Powell (96 BLK • 42 3's)
Michael Qualls (55 BLK • 103 3's)	Darnell Robinson (62 BLK • 28 3's)
Mike Washington (107 BLK • 22 3's)	



# 2021 NCAA DIVISION I MEN'S BASKETBALL CHAMPIONSHIP



**FIRST ROUND** MARCH 20 **SECOND ROUND** MARCH 22 **SWEET 16** MARCH 28 **ELITE 8** MARCH 30 **NATIONAL SEMIFINALS** APRIL 3 **FIRST FOUR** **NATIONAL SEMIFINALS** APRIL 3 **ELITE 8** MARCH 28 **SWEET 16** MARCH 27 **SECOND ROUND** MARCH 21 **FIRST ROUND** MARCH 19



**#MARCHMADNESS**

Watch the tournament on these networks or online at [NCAA.COM/MARCHMADNESS](http://NCAA.COM/MARCHMADNESS)



March 18 and 19 live coverage on ESPN, ESPN2, ESPN3, and ESPN4. March 18 and 19 live coverage on ESPN, ESPN2, ESPN3, and ESPN4. March 18 and 19 live coverage on ESPN, ESPN2, ESPN3, and ESPN4. March 18 and 19 live coverage on ESPN, ESPN2, ESPN3, and ESPN4.



- The Southeastern Conference unveiled its 17th annual men's basketball coaches preseason All-SEC team Thursday with Arkansas junior guard Desi Sills being named to the second team.
- The Jonesboro product showed great improvement from his freshman to his sophomore season as nearly all his numbers virtually doubled including his scoring (5.3 avg. to 10.6 avg.), his minutes (from 16.9 avg. to 31.2 avg.), 3-pointers made (29 to 47) and rebounds (1.3 avg. to 3.0 avg.).



- Arkansas guard Moses Moody was named the SEC men's basketball Freshman of the Week on Dec. 7.
- Moody averaged 21 points, 8.5 rebounds and two assists in wins over UT Arlington and Lipscomb. He made 70 percent of his shots from the field (14-of-20) - including 4-of-6 from 3-point range - while going 10-of-13 at the free throw line.
- The Little Rock product had game highs with 24 points and nine rebounds versus UTA. He followed that with an 18-point, eight-rebound performance versus Lipscomb. Moody made 7-of-his-8 shots, including 2-of-3 from 3-point range, while adding three assists in just 24 minutes played.



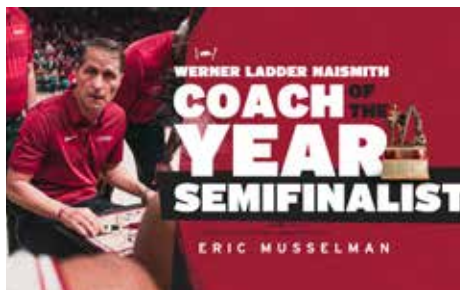
- After wins over the top two teams in the SEC, Arkansas guard Moses Moody was named the SEC Freshman of the Week on Mar. 1
- Moody averaged 21.0 points and 6.5 rebounds while setting career highs in both games for assists and a career-high for blocked shots against Alabama.
- Versus Alabama, he scored 24 points with 5 rebounds, a then career-high 4 assists, a career-high 3 blocked shots and 1 steal. Moody was additionally a career-best 16-of-19 at the free throw line.
- Versus LSU, he added 18 points, 8 rebounds and a career-high 5 assists
- Was a combined 27-of-33 at the free throw line in the two games.



- After wins over #6 Alabama and LSU, who was tied for 2nd in the SEC, Arkansas was named the National Team of the Week by Andy Katz of NCAA March Madness.
- Arkansas clinched the #2 seed at the SEC Tournament.
- The wins capped a 6-0 February for the Razorbacks with five NCAA QUAD 1 wins.



- In a continuing effort to recognize the accomplishments of student-athletes beyond the field of competition, the SEC once again highlighted a Community Service Team for men's basketball for the 2020-21 season. Freshman Moses Moody was selected as Arkansas' representative.
- Moody has established himself as a leader prior to his arrival at Arkansas and he has continued to do so since arriving on campus. He is a member of the school's Student-Athlete Advisory Committee and serves on Arkansas Athletics' African American Student-Athlete Leadership Council. It was through the latter that he helped the Department develop an "EQUALITY" initiative that resulted in all Razorback uniforms and playing facilities featuring the "EQUALITY" logo. Moody additionally did a virtual book reading for elementary children as well as doing a social media post to discuss the importance of voting.



- Arkansas head coach Eric Musselman was named one of 10 semifinalists for the 2021 Werner Ladder Naismith Men's Coach of the Year given by the Atlanta Tipoff Club.
- Musselman, who is in his second year at Arkansas, led the Razorbacks to a second-place finish in the SEC during the regular season to earn a double-bye to this year's SEC Tournament. Last year, Arkansas (20-12) was the #11 seed at the SEC Tournament - playing in the opening round of the event. Arkansas was picked to finish sixth in this year's SEC preseason media poll.

## Effort. Energy. Enthusiasm.



- Moses Moody scored 28 points in both wins - at South Carolina and versus Texas A&M - to earn SEC Freshman of the Week honors for the second straight week and third time this season. He shared the honor with LSU's Cameron Thomas on Mar. 8.
- Moody joins elite company - Daniel Gafford (2017-18), Bobby Portis (2012-13) and Patrick Beverly (2006-07) - as the only Razorbacks to be a three-time SEC Freshman of the Week honoree.
- Moody tied his career high by scoring 28 points in both wins while shooting a combined 19-of-30 (63.5%) from the field and 9-of-17 (52.9%) in the two games (tying his career-high with four triples at USC only to top it with five versus Texas A&M) while playing 70 minutes with zero turnovers.




- JD Notae was voted the SEC Sixth-Man of the Year by the league's coaches. He becomes the second Razorback to be earn the honor, joining Eric Ferguson (2006).
- Was the team's first substitute off the bench 12 times and Arkansas was 11-1 in such games.
- In the SEC through the regular season, ranked 9th in free throws made (79), 12th in field goals made, 12th in 3-pointers made (44), 13th in steals and 13th in total points (335).
- Shot 20 percentage points better from 3-point range in SEC games (.347) than he did for the season (.328).



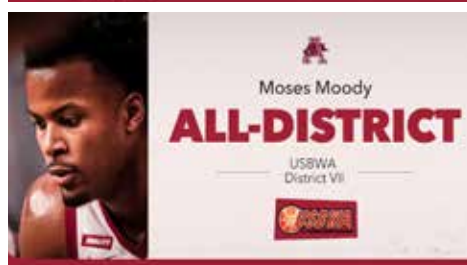
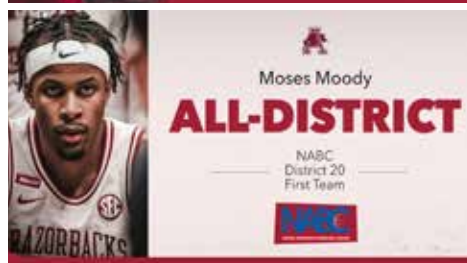
- JD Notae was named the National Sixth Man of the Year by Bleacher Report. According to the website...
- Notae as been a microwave scorer for the Razorbacks. The second Notae comes off the bench, he's ready to let it fly.
- He averages 23.1 points per 40 minutes, as well as 5.7 rebounds, 3.5 assists and 2.6 steals. Already this season, there have been nine games in which Notae scored at least 18 points off the bench. And despite playing only 22.3 minutes on average, he ranks second on the team at 12.9 points per game.
- Notae is going to catch a lot of people by surprise with his explosiveness off the bench during the NCAA tournament.





• Moses Moody was named consensus first team All-SEC as well as the SEC Freshman of the Year (Coaches) and SEC Newcomer of the Year (Media).

- 9th Razorback (11 total honors) to be a consensus first team All-SEC pick.
- 1st Razorback freshman to be named AP first team and the 2nd to be named Coaches first team All-SEC.
- 2nd Razorback to be named SEC Freshman of the Year and 3rd to be AP Newcomer of the Year.
- Is the 11th Razorback (15 total honors) to earn first team All-SEC by the coaches and 11th Razorback (13 total honors) to earn first team AP first-team by the media.
- Gives Arkansas its 19th member of the SEC All-Freshman team.



## 2021 SEC POSTSEASON HONORS

### FIRST TEAM ALL-SEC - AP

Herb Jones, Alabama  
**MOSES MOODY, ARKANSAS**  
Scotty Pippen Jr., Vanderbilt  
Cameron Thomas, LSU  
Trendon Watford, LSU

### SECOND TEAM ALL-SEC - AP

Tre Mann, Florida  
Sahvir Wheeler, Georgia  
John Petty, Alabama  
Jeremiah Tilmon, Missouri  
Dru Smith, Missouri

### "OF THE YEAR" HONORS - AP

Coach of the Year: Nate Oats, Alabama  
Player of the Year: Herbert Jones, Alabama  
**Newcomer of the Year: MOSES MOODY, Arkansas**

### FIRST TEAM ALL-SEC - COACHES

Herbert Jones, Alabama  
John Petty Jr., Alabama  
**MOSES MOODY, ARKANSAS**  
Tre Mann, Florida  
Cameron Thomas, LSU  
Devontae Shuler, Ole Miss  
Dru Smith, Missouri  
Scotty Pippen Jr., Vanderbilt

### SECOND TEAM ALL-SEC - COACHES

Jaden Shackelford, Alabama  
Colin Castleton, Florida  
Sahvir Wheeler, Georgia  
Javonte Smart, LSU  
Trendon Watford, LSU  
D.J. Stewart Jr., Mississippi State  
Jeremiah Tilmon, Missouri  
AJ Lawson, South Carolina

### SEC ALL-FRESHMAN - COACHES

Joshua Primo, Alabama  
**MOSES MOODY, ARKANSAS**  
Sharife Cooper, Auburn  
KD Johnson, Georgia  
Isaiah Jackson, Kentucky  
Cameron Thomas, LSU  
Keon Johnson, Tennessee  
Jaden Springer, Tennessee

### SEC ALL-DEFENSIVE - COACHES

Herbert Jones, Alabama  
Isaiah Jackson, Kentucky  
Abdul Ado, Mississippi State  
Dru Smith, Missouri  
Yves Pons, Tennessee

### "OF THE YEAR" HONORS - COACHES

Coach of the Year: Nate Oats, Alabama  
Player of the Year: Herbert Jones, Alabama  
Scholar-Athlete of the Year: Dylan Disu, Vanderbilt  
**Freshman of the Year: MOSES MOODY, Arkansas**  
**Sixth-Man of the Year: JD NOTAE, Arkansas**  
Defensive Player of the Year: Herbert Jones, Alabama

### SEC COMMUNITY SERVICE TEAM

Tyler Jones, Alabama  
**MOSES MOODY, ARKANSAS**  
Babatunde Akingbola, Auburn  
Anthony Duruji, Florida  
P.J. Horne, Georgia  
Olivier Sarr, Kentucky  
Andre Hyatt, LSU  
Jarkel Joiner, Ole Miss  
Abdul Ado, Mississippi State  
Mitchell Smith, Missouri  
Alanzo Frink, South Carolina  
John Fulkerson, Tennessee  
Emanuel Miller, Texas A&M  
Isaiah Rice, Vanderbilt

2020-21 SEC STANDINGS										
THROUGH MONDAY - MAR 22										
	SEC	PCT.	HOME	AWAY	OVERALL	PCT.	HOME	ROAD	NEUTRAL	STRK
1. ALABAMA	16-2	.889	9-0	7-2	26-6	.813	12-1	7-3	7-2	W8
2. ARKANSAS	13-4	.765	8-1	5-3	24-6	.800	16-1	5-4	3-1	W2
3. LSU	11-6	.647	7-1	4-5	19-10	.655	11-2	4-6	4-2	L1
4. TENNESSEE	10-7	.588	6-3	4-4	18-9	.667	13-3	4-4	1-2	L2
5. FLORIDA	9-7	.563	5-3	4-4	15-10	.600	6-3	5-5	4-2	L1
6. OLE MISS	10-8	.556	6-3	4-5	16-12	.571	10-4	5-6	1-2	L2
7. MISSOURI	8-8	.500	3-4	5-4	16-10	.615	8-4	6-4	2-2	L2
8. KENTUCKY	8-9	.471	4-4	4-5	9-16	.375	5-6	4-6	0-4	L1
9. MISSISSIPPI STATE	8-10	.444	3-6	5-4	16-14	.533	9-6	5-4	2-4	W1
10. GEORGIA	7-11	.389	5-5	2-6	14-12	.539	12-5	2-6	0-1	L2
AUBURN	7-11	.389	4-5	3-6	13-14	.482	8-5	3-8	2-1	W1
12. SOUTH CAROLINA	4-12	.250	2-6	2-6	6-15	.286	3-6	2-7	1-2	L3
13. TEXAS A&M	2-8	.200	1-4	1-4	8-10	.444	6-4	2-4	0-2	L3
14. VANDERBILT	3-13	.188	2-6	1-7	9-16	.360	6-7	2-8	1-1	L1

AP (Mar 15)		
1 Gonzaga (60)	26-0	1,500
2 Illinois	23-6	1,415
3 Baylor	22-2	1,397
4 Michigan	20-4	1,280
5 ALABAMA	24-6	1,242
6 Houston	24-3	1,145
7 Ohio State	21-9	1,138
8 Iowa	21-8	1,132
9 Texas	19-7	993
10 ARKANSAS	22-6	895
11 OKLAHOMA ST	20-8	891
12 Kansas	20-8	803
13 West Virginia	18-9	745
14 Florida State	16-6	651
15 Virginia	18-6	584
16 San Diego State	23-4	521
17 Loyola Chicago	24-4	513
18 Villanova	16-6	490
19 Creighton	20-8	411
20 Purdue	18-9	382
21 Texas Tech	17-10	271
22 Colorado	22-8	243
23 BYU	20-6	125
24 Southern Cal	22-7	125
25 Virginia Tech	15-6	118

COACHES (Mar 15)		
1 Gonzaga	26-0	800
2 Illinois	22-6	745
3 Baylor	22-2	737
4 Michigan	20-4	676
5 ALABAMA	24-6	668
6 Houston	23-3	587
7 Ohio St.	21-8	586
8 Iowa	21-8	549
9 Texas	19-7	488
10 ARKANSAS	22-6	472
11 Kansas	20-8	433
12 OKLAHOMA ST	20-8	402
13 West Virginia	18-9	395
14 Florida State	16-6	391
15 Virginia	18-6	347
16 Loyola-Chicago	24-4	312
17 Villanova	16-6	289
18 San Diego St.	23-4	273
19 Creighton	20-8	245
20 Purdue	18-9	206
21 Texas Tech	17-10	132
22 Colorado	22-8	127
23 Southern Cal	22-7	104
24 Virginia Tech	15-6	101
25 Oregon	20-6	73

HOGS IN THE POLLS			
WEEK	AP	COACH	NET
Preseason	--	RV/#45	NA
Nov. 30	RV/#40	No Poll	NA
Dec. 7	--	RV/#38	NA
Dec. 14	RV/#38	RV/#39	NA
Dec. 21	RV/#29	RV/#28	NA
Dec. 28	RV/#29	RV/#31	NA
Jan. 4	RV/#37	RV/#34	24
Jan. 11	RV/#35	RV/#39	20
Jan. 18	--	--	35
Jan. 25	--	RV/#38	33
Feb. 1	--	--	33
Feb. 8	RV/#40	RV/#41	29
Feb. 15	24	RV/#28	24
Feb. 22	20	20	26
Mar. 1	12	13	19
Mar. 8	8	8	16
Mar. 15	10	10	14

THE LAST TIME ARKANSAS			
• Ranked on AP Poll Date			
Top 16-25: #20	02/22/21		
Top 11-15: #12	03/01/21		
Top 6-10: #10	03/15/21		
Top 2-5: #5	03/07/95		
No. 1: #1	'94-95 Preseason		
• Vs. Ranked AP Opp - Last Win			
Top 25: 161-154 (LAST W: vs #6 Alabama 2021)			
#25: 3-4 Vanderbilt	1/31/12		
#24: 1-3 Vanderbilt	2/23/00		
#23: 3-7 vs Florida (SEC)	3/9/18		
#22: 4-2 Kentucky (OT)	2/23/11		
#21: 5-3 Texas Tech (NCAA)	3/21/21		
#20: 10-5 Michigan	1/21/12		
#19: 8-3 at LSU	2/2/19		
#18: 5-7 at Ole Miss	1/31/10		
#17: 2-3 at Kentucky	2/27/14		
#16: 3-7 LSU	1/20/07		
#15: 3-5 Mississippi State	1/7/12		
#14: 5-7 Auburn	2/27/18		
#13: 6-3 Kentucky (OT)	1/14/14		
#12: 6-9 Alabama	1/27/07		
#11: 5-8 Missouri	12/5/95		
#10: 5-4 at Missouri	02/13/21		
#9: 2-5 Arizona	04/02/94		
#8: 3-4 Alabama	1/6/07		
#7: 1-5 Texas	1/6/09		
#6: 6-11 Alabama	2/24/21		
#5: 4-4 Texas A&M	1/27/16		
#4: 5-12 Oklahoma	12/30/08		
#3: 0-14 --	--		
#2: 6-8 Florida	2/5/13		
#1: 1-11 vs. UNC (at PB)	2/12/84		

NCAA TOURNAMENT SWEET 16		
Saturday, March 27	(ET)	TV
(8) Loyola Chicago vs. (12) Oregon St	2:40 p.m.	CBS
Bankers Life Fieldhouse		
(1) Baylor vs. (5) Villanova	5:15 p.m.	CBS
Hinkle Fieldhouse		
(3) ARKANSAS VS. (15) ORU	7:25 P.M.	TBS
BANKERS LIFE FIELDHOUSE		
(2) Houston vs. (11) Syracuse	9:55 p.m.	TBS
Hinkle Fieldhouse		
Sunday, March 28	(ET)	TV
(1) Gonzaga vs. (5) Creighton	2:10 p.m.	CBS
Hinkle Fieldhouse		
(1) Michigan vs. (4) Florida State	5 p.m.	CBS
Bankers Life Fieldhouse		
(2) Alabama vs. (11) UCLA	7:15 p.m.	TBS
Hinkle Fieldhouse		
(6) USC vs. (7) Oregon	9:45 p.m.	TBS
Bankers Life Fieldhouse		

2020-21 SEC PRESEASON MEDIA POLL	
1. Tennessee	8. South Carolina
2. Kentucky	9. Ole Miss
3. LSU	10. Missouri
4. Florida	11. Texas A&M
5. Alabama	12. Mississippi State
6. ARKANSAS	13. Georgia
7. Auburn	14. Vanderbilt

RECEIVING VOTES: Georgia Tech 103, TENNESSEE 72, St. Bonaventure 71, Connecticut 62, LSU 54, Oregon 40, Oklahoma 40, Wisconsin 26, Winthrop 10, Clemson 5, UC Santa Barbara 2, MISSOURI 2, Cleveland State 2, Georgetown 1

RECEIVING VOTES: Brigham Young 55, St. Bonaventure 42, Oklahoma 42, Connecticut 33, Georgia Tech 18, Wichita St. 14, LSU 13, Drake 10, TENNESSEE 9, Winthrop 8, MISSOURI 8, North Texas 3, Clemson 3, Georgetown 2, UCLA 1, UC Santa Barbara 1.

• As Ranked By # - Last Time	
AS TOP 25: 403-115	
#25: 6-2 W. Iowa	11/30/14
#24: 7-0 W. Florida	2/16/21
#23: 6-1 W. at Vanderbilt	1/10/15
#22: 8-5 L. at Auburn	1/6/18
#21: 6-4 L. North Texas	12/5/00
#20: 19-5 W. LSU	2/27/21
#19: 16-7 L. Ole Miss	1/17/15
#18: 10-8 L. LSU	3/7/15
#17: 14-6 L. #21 Iowa (NCAA)	3/13/99
#16: 13-6 L. #7 Kentucky (SEC)	3/7/98
#15: 16-3 L. Southern Miss	11/18/00
#14: 28-4 W. Vanderbilt	2/7/98
#13: 13-3 W. Centenary	12/18/97
#12: 21-8 W. Texas A&M	3/6/21
#11: 20-6 W. South Carolina	2/15/92
#10: 14-3 W. Texas Tech (NCAA)	3/21/21
#9: 21-6 W. #5 Kentucky	1/29/95
#8: 9-10 L. LSU (SEC)	3/13/21
#7: 18-2 W. Auburn	3/4/95
#6: 21-3 L. UCLA (NCAA)	4/3/95
#5: 13-8 L. #3 Kentucky (SEC)	3/12/95
#4: 13-2 W. at Missouri	12/3/94
#3: 30-5 W. Tennessee	1/7/95
#2: 38-4 W. Duke (NCAA)	4/4/94
#1: 16-4 W. #14 Georgetown	11/27/94

\* Note: beat #1 UNC (2/12/84) in Pine Bluff



## Versus 2020-21 Opponents

## NON-CONFERENCE

SCHOOL	GMS	SERIES RECORD	H	A	N	LAST MEETING
Abilene Christian	1	Arkansas Leads, 1-0	1-0	0-0	0-0	H - W, 85-72 (12/20/20)
Central Arkansas	7	Arkansas Leads, 7-0	4-0	3-0	0-0	H - W, 100-75 (12/12/20)
Colgate	1	Arkansas Leads, 1-0	0-0	0-0	1-0	N - W, 85-68 (03/19/21)
Lipscomb	2	Arkansas Leads, 2-0	2-0	0-0	0-0	H - W, 86-50 (12/05/20)
Miss Valley State	6	Arkansas Leads, 6-0	6-0	0-0	0-0	H - W, 142-62 (11/25/20)
North Texas	16	Arkansas Leads, 16-0	9-0	1-0	6-0	H - W, 69-54 (11/28/20)
Oklahoma State	53	Arkansas Trails, 15-38	10-9	4-14	1-15	A - L, 77-81 (01/30/21)
Oral Roberts	13	Arkansas Leads, 11-2	8-0	1-2	2-0	H - W, 87-76 (12/20/20)
Southern	3	Arkansas Leads, 3-0	2-0	0-0	1-0	H - W, 79-44 (12/09/20)
Texas-Arlington	9	Arkansas Leads, 9-0	7-0	1-0	1-0	H - W, 72-60 (12/02/20)
Texas Tech	80	Arkansas Trails, 40-40	24-11	11-24	5-5	N - W, 68-66 (03/21/21)

## SOUTHEASTERN CONFERENCE

SCHOOL	GMS	SERIES RECORD	H	A	N	LAST MEETING
Alabama	65	Arkansas Leads, 36-29	20-6	8-21	8-2	H - W, 81-66 (02/24/21)
• SEC Only	55	Arkansas Leads, 29-26	20-6	8-19	1-1	
Auburn	56	Arkansas Leads, 36-20	22-5	13-14	1-1	H - W, 75-73 (01/20/21)
• SEC Only	55	Arkansas Leads, 36-19	22-5	13-14	1-0	
Florida	39	Arkansas Trails, 13-26	9-7	2-14	2-5	H - W, 75-64 (02/16/21)
• SEC Only	39	SAME				
Georgia	40	Arkansas Leads, 24-16	12-3	6-10	6-3	H - W, 99-69 (01/09/21)
• SEC Only	40	SAME				
Kentucky	45	Arkansas Trails, 12-33	7-8	4-15	1-10	A - W, 81-80 (02/09/21)
• SEC Only	40	Arkansas Trails, 12-28	7-8	4-13	1-8	
LSU	72	Arkansas Leads, 38-34	21-8	12-19	5-7	N - L, 78-71 (03/13/21)
• SEC Only	63	Arkansas Leads, 34-29	21-8	11-18	2-3	
Ole Miss	83	Arkansas Leads, 50-33	17-11	9-20	24-2	H - W, 74-59 (01/27/21)
• SEC Only	54	Arkansas Leads, 28-27	17-10	9-18	1-0	
Mississippi State	65	Arkansas Leads, 34-31	22-8	7-22	5-1	H - W, 61-45 (02/02/21)
• SEC Only	56	Arkansas Leads, 29-27	21-7	6-20	2-0	
Missouri	56	Arkansas Leads, 30-26	17-10	11-16	2-0	N - W, 70-64 (03/12/21)
• SEC Only	19	Arkansas Leads, 11-8	7-2	3-6	1-0	
South Carolina	36	Arkansas Leads, 21-15	11-5	7-8	3-2	A - W, 101-73 (03/02/21)
• SEC Only	36	SAME				
Tennessee	44	Arkansas Trails, 21-23	11-4	4-14	6-5	A - L, 79-74 (01/06/21)
• SEC Only	40	Arkansas Trails, 18-22	11-4	4-14	3-4	
Texas A&M	161	Arkansas Leads, 104-57	59-15	38-38	7-4	H - W, 87-80 (03/06/21)
• SEC Only	15	Arkansas Leads, 9-6	7-1	2-5	0-0	
Vanderbilt	41	Arkansas Leads, 29-12	16-3	8-8	5-1	H - W, 92-71 (01/23/21)
• SEC Only	39	Arkansas Leads, 28-11	15-3	8-7	5-1	

## • ARKANSAS SINCE JOINING THE SOUTHEASTERN CONFERENCE •

Season	Coach	Record	Conference	Finish	SEC Seed	NCAA Seed	NCAA Postseason
1991-92	Nolan Richardson	26-8	<b>13-3</b>	1st Overall	#1-W	#3 Midwest	2nd Round
1992-93	Nolan Richardson	22-9	10-6	1st West	#1-W	#4 East	Sweet 16
1993-94	Nolan Richardson	31-3	<b>14-2</b>	1st Overall	#1-W	#1 Midwest	Champion
1994-95	Nolan Richardson	32-7	12-4	T-1st West	#1-W	#2 Midwest	Runner-up
1995-96	Nolan Richardson	20-13	9-7	T-2nd West	#2-W	#12 East	Sweet 16
1996-97	Nolan Richardson	18-14	8-8	2nd West	#2-W	--	NIT Final Four
1997-98	Nolan Richardson	24-9	11-5	2nd West	#2-W	#6 West	2nd Round
1998-99	Nolan Richardson	23-11	9-7	2nd West	#2-W	#4 West	2nd Round
1999-00	Nolan Richardson	19-15	7-9	3rd West	#3-W	#11 South	1st Round
2000-01	Nolan Richardson	20-11	10-6	2nd West	#2-W	#7 West	1st Round
2001-02	Nolan Richardson**	14-15	6-10	T-4th West	#5-W	--	
2002-03	Stan Heath	9-19	4-12	T-5th West	#6-W	--	
2003-04	Stan Heath	12-16	4-12	6th West	#6-W	--	
2004-05	Stan Heath	18-12	6-10	4th West	#4-W	--	
2005-06	Stan Heath	22-10	10-6	T-2nd West	#3-W	#8 Oakland	1st Round
2006-07	Stan Heath	21-14	7-9	3rd West	#3-W	#12 East	1st Round
2007-08	John Pelphrey	23-12	9-7	2nd West	#2-W	#9 East	2nd Round
2008-09	John Pelphrey	14-16	2-14	6th West	#6-W	--	
2009-10	John Pelphrey	14-18	7-9	T-3rd West	#3-W	--	
2010-11	John Pelphrey	18-13	7-9	T-3rd West	#4-W	--	
2011-12	Mike Anderson	18-14	6-10	9th	#9	--	
2012-13	Mike Anderson	19-13	10-8	7th	#7	--	
2013-14	Mike Anderson	22-12	10-8	5th	#5	--	NIT 2nd Round
2014-15	Mike Anderson	27-9	<b>13-5</b>	<b>2nd</b>	#2	#5 West	3rd Round
2015-16	Mike Anderson	16-16	9-9	8th	#9	--	
2016-17	Mike Anderson	26-10	12-6	3rd	#3	#8 South	2nd Round
2017-18	Mike Anderson	23-12	10-8	T-4th	#6	#7 East	1st Round
2018-19	Mike Anderson	18-16	8-10	T-9th	#9	--	NIT 2nd Round
2019-20	Eric Musselman	20-12	7-11	T-10th	#11	--	#
2020-21	Eric Musselman	24-5	<b>13-4</b>	<b>2nd</b>	#2	#3 South	W, 2nd Rd

\*\* Mike Anderson was 1-1 as interim head coach.

# - Due to Co-VID 19, the SEC Tournament was canceled after Rd.1 and, on Feb. 12, the NCAA canceled all games for the season.

## ARKANSAS IN THE 2020-21

(Through Games of Sunday - Mar. 14)



## TEAM IN THE NCAA/SEC

	NCAA	SEC	NO.
3-pt Field Goal Attempts (340 ranked)	29	3	682
Assist Turnover Ratio (340 ranked)	100	2	1.14
Assists Per Game (340 ranked)	75	4	14.7
Blocked Shots Per Game (340 ranked)	13	4	5
Defensive Rebounds per Game (340 ranked)	29	2	27.93
Fewest Fouls (340 ranked)	314	11	505
Fewest Turnovers (340 ranked)	299	9	387
Field-Goal Percentage (340 ranked)	93	4	45.4
Field-Goal Percentage Defense (340 ranked)	60	4	41.3
Free Throw Attempts (340 ranked)	7	1	639
Free Throws Made (340 ranked)	6	1	471
Free-Throw Percentage (340 ranked)	76	4	73.7
Offensive Rebounds Per Game (340 ranked)	50	8	11.77
Personal Fouls Per Game (340 ranked)	127	3	16.8
Rebound Margin (340 ranked)	64	3	3.7
Scoring Defense (340 ranked)	183	8	70.4
Scoring Margin (340 ranked)	19	1	11.6
Scoring Offense (340 ranked)	7	1	82
Steals Per Game (340 ranked)	42	4	8
Three Pt FG Defense (340 ranked)	165	9	33.5
Three-Point Field Goals Per Game (340 ranked)	133	5	7.6
Three-Point Field-Goal Percentage (340 ranked)	177	6	33.6
Total 3-point FGM (340 ranked)	40	5	229
Total Assists (340 ranked)	19	2	440
Total Blocks (340 ranked)	4	2	150
Total Rebounds (340 ranked)	6	2	1,191
Total Rebounds Per Game (340 ranked)	19	2	39.7
Total Steals (340 ranked)	7	2	239
Turnover Margin (340 ranked)	45	2	2.5
Turnovers Forced (340 ranked)	41	5	15.4
Turnovers Per Game (340 ranked)	154	3	12.9
Won-Lost Percentage (340 ranked)	16	2	80

## RAZORBACKS IN THE NCAA/SEC

	PLAYER	NCAA	SEC	NO.
3-pt Field Goal Attempts (347 ranked)	JD Notae	76	6	163
	Moses Moody	99	8	155
Assist Turnover Ratio (350 ranked)	Jalen Tate	224	6	1.49
Assists Per Game (341 ranked)	Jalen Tate	164	4	3.8
Blocked Shots Per Game (345 ranked)	Connor Vanover	45	5	1.76
Double Doubles (331 ranked)	Justin Smith	108	9	5
	Jalen Tate	331	16	2
Field-Goal Percentage (336 ranked)	Justin Smith	40	2	55
	Moses Moody	212	8	44.7
Free Throw Attempts (348 ranked)	Moses Moody	10	2	171
	JD Notae	118	10	116
Free Throws Made (346 ranked)	Moses Moody	9	3	138
	JD Notae	109	10	88
Free-Throw Percentage (350 ranked)	Moses Moody	139	11	80.7
	JD Notae	247	16	75.9
Minutes Per Game (350 ranked)	Moses Moody	180	7	33.41
Offensive Rebounds Per Game (350 ranked)	Justin Smith	38	2	3.08
	Moses Moody	250	17	2.03
Points Per Game (350 ranked)	Moses Moody	103	3	17.1
Rebounds Per Game (350 ranked)	Justin Smith	175	7	7
Steals Per Game (348 ranked)	JD Notae	181	11	1.47
Three-Point Field Goals Per Game (345 ranked)	Moses Moody	263	12	1.93
	JD Notae	329	16	1.8
Total 3-point FGM (341 ranked)	Moses Moody	99	6	58
	JD Notae	135	10	54
Total Assists (341 ranked)	Jalen Tate	61	2	115
Total Blocks (340 ranked)	Connor Vanover	27	4	5
	Moses Moody	340	23	17
	Justin Smith	340	23	17
	Jaylin Williams	340	23	17
Total Field Goal Attempts (345 ranked)	Moses Moody	50	5	356
	JD Notae	92	10	331
Total Field Goals Made (343 ranked)	Moses Moody	60	6	159
	Justin Smith	106	9	148
	JD Notae	265	17	125
Total Minutes (350 ranked)	Moses Moody	14	2	1010:19
	Jalen Tate	135	14	868:28
Total Points (350 ranked)	Moses Moody	20	2	514
	JD Notae	146	10	392
	Justin Smith	239	19	359
Total Rebounds (350 ranked)	Justin Smith	115	7	183
	Moses Moody	155	10	173
Total Steals (318 ranked)	JD Notae	55	4	44
	Davonte Davis	193	14	34
	Moses Moody	251	18	32
	Jalen Tate	251	18	32



## ERIC MUSSELMAN

### ARKANSAS HEAD COACH

**2021 JIM PHELAN COACH OF THE YEAR FINALIST**  
**2021 WERNER LADDER NAISMITH MEN'S COACH OF THE YEAR SEMIFINALIST**  
 154-52 • 6th year as collegiate head coach  
 503-291 • 14 seasons as professional head coach

### COLLEGIATE HEAD COACHING RECORD

Year	Overall	Conf	Finish	Conf Tourn	NCAA/CBI Postseason
2015-16	24-14	10-8	MW (T4th)	1-1	5-1 • CBI Champion
2016-17	28-7	14-4	<b>MW (1st)</b>	3-0 *	0-1 • #12 seed NCAA 1st Rd
2017-18	29-8	15-3	<b>MW (1st)</b>	1-1	2-1 • #7 seed NCAA Sweet 16
2018-19	29-5	15-3	<b>MW (1st)</b>	1-1	0-1 • #7 seed NCAA 1st Rd
2019-20	20-12	7-11	SEC (T10th)	1-0 +	Canceled
2020-21	24-6	13-4	SEC (2nd)	1-1	2-0 • #3 seed
<b>Totals</b>	<b>154-52</b>	<b>74-33</b>		<b>8-4</b>	<b>9-4 (2-3 NCAA / 5-1 CBI)</b>

\* - Tournament champion / + - SEC Tourney canceled after Rd 1

Eric Musselman was named Arkansas' 13th head men's basketball coach on April 7, 2019. He has over 30 years of coaching experience, including his sixth as a collegiate head coach and 14 as a professional head coach.

In his first six years as a collegiate head coach, Musselman has won at least 20 games each season (24, 28, 29, 29, 20 and 20).

Prior to entering the collegiate head coaching ranks, Musselman was a head coach for seven professional teams, including two seasons with the Golden State Warriors (2002-04) and one with the Sacramento Kings (2006-07). He has won over 550 games as a professional head coach with a combined winning percentage of .626 (553-330).

Musselman is married to Danyelle Sargent Musselman who has worked at ESPN, Fox Sports and the NFL Network as a broadcaster. Musselman has two sons, Michael and Matthew, and the couple has a daughter, Mariah.

Musselman's father Bill was also an NBA head coach and they were the first father-son combination to become head coaches in the NBA.

## MUSSELMAN'S CAREER AS HEAD COACH

NOTE: Professional basketball **DOES NOT** count postseason toward season W-L record nor to head coach W-L record

Year	Team	League	Record	Note for the Season	Reg. Season Div./Conf. Finish	Postseason
1989-90	Rapid City	CBA	42-14	<b>MOST WINS IN CBA</b>	1st National Conf.	Finals (8-8) *
1991-92	Rapid City	CBA	37-19	<b>2nd-most wins in CBA</b>	1st National Conf.	Finals (9-7) *
1992-93	Rapid City	CBA	44-12	<b>MOST WINS IN CBA</b>	1st National Conf.	Conf. Finals (5-3) *
1993-94	Rapid City	CBA	37-19	<b>MOST WINS IN CBA</b>	1st National Conf.	Conf. Finals (5-5) *
1994-95	Rapid City	CBA	31-25	6th-most wins in CBA	5th National Conf.	Conf. 1st Rd (0-2) *
1995-96	Florida	CBA	41-15	<b>MOST WINS IN CBA</b>	1st National Conf.	Conf. Finals (5-3) *
1996-97	Florida	CBA	38-18	<b>2nd-most wins in CBA</b>	1st American Conf.	Finals (7-6) *
1995	Florida	USBL	25-2	<b>MOST WINS IN USBL</b>	1st Overall	Champion (1-0) *
1996	Florida	USBL	28-1	<b>MOST WINS IN USBL</b>	1st Southern Div.	Champion (3-0) *
2002-03	Golden State	NBA	38-44	6th Pacific Division	11th Western Conf.	--
2003-04	Golden State	NBA	37-45	T4th Pacific Division	11th Western Conf.	--
2006-07	Sacramento	NBA	33-49	5th Pacific Division	11th Western Conf.	--
2010-11	Reno	D-League	34-16	<b>2nd-most wins in NBADL</b>	1st Western Conf.	Semifinals (2-3) *
2011-12	Los Angeles	D-League	38-12	<b>MOST WINS IN NBADL</b>	1st Western Conf.	Finals (5-2) *
2015-16	Nevada	NCAA	24-14	Led NCAA in FT Made	T4th Mountain West	CBI Champion (5-1)
2016-17	Nevada	NCAA	28-7	T16th for Most wins NCAA	1st Mountain West	#12 seed - NCAA 1st Rd (0-1)
2017-18	Nevada	NCAA	29-8	2nd in NCAA in A-T/O ratio	1st Mountain West	#7 seed - NCAA Sweet 16 (2-1)
2018-19	Nevada	NCAA	29-5	7th in NCAA in W-L%	1st Mountain West	#7 seed - NCAA 1st Rd (0-1)
2019-20	Arkansas	NCAA	20-12	Led NCAA in 3Pt% Def	T10th SEC	Canceled
2020-21	Arkansas	NCAA	24-6	--	2nd SEC	#3 seed
2010	Dominican Team		5-1	Silver Medal Centrobasket Championship		
2011	Venezuelan Team		12-9	5th FIBA Americas Championship		
2012	Venezuelan Team		7-4	Silver Medal FIBA South American Championship		

## Effort. Energy. Enthusiasm.

### MUSSELMAN VS. ALL OPPONENTS

Opponent	Overall	at Nevada	at Arkansas	Last Meeting
Abilene Christian	1-0	0-0	1-0	12/20/20
Air Force	7-0	7-0	0-0	03/05/19
Akron	1-0	1-0	0-0	12/22/18
Alabama	2-1	0-0	2-1	02/24/21
Arizona State	1-0	1-0	0-0	12/07/18
Arkansas-Little Rock	1-0	1-0	0-0	11/16/18
Auburn	2-1	0-0	2-1	01/20/21
Austin Peay	1-0	0-0	1-0	11/12/19
Boise State	7-2	7-2	0-0	02/02/19
Bradley	1-0	1-0	0-0	12/03/16
Buffalo	1-0	1-0	0-0	11/25/16
BYU	1-0	1-0	0-0	11/06/18
Cal State Fullerton	0-1	0-1	0-0	11/28/15
California Baptist	1-0	1-0	0-0	11/19/18
Central Arkansas	1-0	0-0	1-0	12/20/20
Cincinnati	1-0	1-0	0-0	03/18/18
Coastal Carolina	1-0	1-0	0-0	11/13/15
Colgate	1-0	0-0	1-0	03/19/21
Colorado State	7-1	7-1	0-0	02/02/19
Davidson	1-0	1-0	0-0	11/21/17
Drake	1-0	1-0	0-0	12/12/15
Eastern Washington	1-0	1-0	0-0	03/21/16
Florida	1-2	0-1	1-1	02/16/21
Fresno Pacific	1-0	1-0	0-0	12/09/15
Fresno State	6-3	6-3	0-0	02/23/19
LSU	1-1	0-0	1-1	03/05/20
Georgia	1-1	0-0	1-1	01/09/21
Georgia Tech	1-0	0-0	1-0	11/25/19
Grand Canyon	1-0	1-0	0-0	12/09/18
Hawai'i	1-1	1-1	0-0	11/24/17
Holy Names	1-0	1-0	0-0	11/30/15
Idaho	1-0	1-0	0-0	11/10/17
Illinois State	1-0	1-0	0-0	11/29/17
Indiana	1-0	0-0	1-0	12/29/19
Iona	1-1	1-1	0-0	11/26/16
Iowa State	0-1	0-1	0-0	03/16/17
Kentucky	1-1	0-0	1-1	02/09/21
Lipscomb	1-0	0-0	1-0	12/05/20
LSU	2-3	0-0	2-3	03/13/21
Loyola-Chicago	1-1	1-1	0-0	11/28/18
Loyola Marymount	1-0	1-0	0-0	11/14/16
Ole Miss	1-0	0-0	1-0	01/27/21
Massachusetts	1-0	1-0	0-0	11/23/18
Mississippi State	1-2	0-0	1-2	02/03/21
Mississippi Valley	1-0	0-0	1-0	11/25/20
Missouri	3-2	0-0	3-2	03/12/21
Montana	2-0	1-0	1-0	11/16/19
Montana State	1-0	1-0	0-0	11/15/15
Morehead State	2-1	2-1	0-0	04/01/16
New Mexico	5-3	5-3	0-0	02/09/19
North Texas	2-0	0-0	2-0	11/29/20
Northern Kentucky	1-0	0-0	1-0	11/30/19
Oakland	1-0	1-0	0-0	11/23/16



## MUSSELMAN VS. ALL OPPONENTS

Opponent	Overall	at Nevada	at Arkansas	Last Meeting
Oklahoma State	0-1	0-0	0-1	01/30/21
Oral Roberts	1-0	0-0	1-0	12/20/20
Oregon State	1-1	1-1	0-0	11/18/16
Pacific	4-0	4-0	0-0	11/09/18
Portland State	1-0	1-0	0-0	11/25/15
Radford	1-0	1-0	0-0	12/17/17
Rhode Island	1-0	1-0	0-0	11/13/17
Rice	1-0	0-0	1-0	11/05/19
Saint Mary's	0-1	0-1	0-0	11/11/16
San Diego State	3-7	3-7	0-0	03/01/19
San Francisco	0-1	0-1	0-0	12/23/17
San Jose State	6-0	6-0	0-0	01/09/19
Santa Clara	2-0	2-0	0-0	11/15/17
South Carolina	1-1	0-0	1-1	03/02/21
South Dakota	1-0	0-0	1-0	11/22/19
South Dakota State	1-0	1-0	0-0	12/15/18
Southern	1-0	0-0	1-0	12/09/20
Southern Cal	1-0	1-0	0-0	12/01/18
Southern Illinois	1-0	1-0	0-0	12/22/17
Tennessee	1-2	0-0	1-2	01/06/21
Texas	1-0	1-0	0-0	03/16/18
Texas A&M	1-1	0-0	1-1	03/07/20
Texas Tech	1-0	0-0	1-0	03/21/21
TCU	1-1	0-1	1-0	01/25/20
Texas Southern	1-0	0-0	1-0	11/19/19
Texas Tech	0-1	0-1	0-0	12/05/17
Towson	1-0	1-0	0-0	12/21/16
Tulsa	2-0	1-0	1-0	12/14/19
UC Davis	1-0	1-0	0-0	12/19/17
UC Irvine	2-0	2-0	0-0	12/02/17
UC Santa Barbara	1-0	1-0	0-0	12/22/16
UNLV	7-2	7-2	0-0	02/27/19
UT Arlington	1-0	0-0	1-0	12/02/20
Utah	1-0	1-0	0-0	12/29/18
Utah State	7-2	7-2	0-0	03/02/19
Valparaiso	1-0	0-0	1-0	12/21/19
Vanderbilt	3-0	0-0	3-0	01/23/21
Vermont	1-0	1-0	0-0	03/23/16
Washington	1-0	1-0	0-0	12/11/16
Western Kentucky	0-1	0-0	0-1	12/07/19
Wichita State	0-1	0-1	0-0	12/22/15
Wyoming	5-1	5-1	0-0	02/16/19
<b>Totals</b>	<b>154-52</b>	<b>110-34</b>	<b>44-18</b>	

## MUSSELMAN VS. CONFERENCES

American Athletic	3-0	CAA	1-0	Ohio Valley	3-1
American East	1-0	C-USA	3-1	Pac-12	5-1
ACC	1-0	Horizon League	2-0	Patriot League	1-0
Atlantic Sun	1-0	Ind./Non DI	2-0	SEC	21-17
Atlantic 10	3-0	Ivy League	0-0	SoCon	0-0
Big East	0-0	MAAC	1-1	Southland	2-0
Big Sky	6-0	Mid-American	1-0	SWAC	3-0
Big South	2-0	MEAC	0-0	Summit League	3-0
Big Ten	1-0	Missouri Valley	6-2	Sun Belt	3-0
Big 12	3-4	Mountain West	60-21	WCC	8-2
Big West	5-2	Northeast	0-0	WAC	2-0

## • 2021 Werner Ladder Naismith Coach of the Year Semifinalist / Jim Phelan Coach of the Year Finalist •

### MUSSELMAN MILESTONE WINS

#### OVERALL

1	11/13/15	vs Coastal Carolina (Honolulu, Hawaii)	73-56
100	01/24/19	Colorado State (Reno, Nev.)	100-60
150	03/02/21	at South Carolina (Columbia, S.C.)	101-73

#### AT ARKANSAS

1	11/05/19	Rice (Fayetteville, Ark.)	91-43
---	----------	---------------------------	-------

### MUSSELMAN COACHING HONORS

- 1996 USBL Coach of the Year
- 2003 NBA Coach of the Year Runner-Up
- 2012 NBA D-League Coach of the Year
- 2016 Bleacher Report's Mountain West Coach of the Year
- 2017 USBWA District VIII Coach of the Year
- 2018 USBWA District VIII and NABC District 17 Coach of the Year Mountain West Coach of the Year

### MUSSELMAN DID YOU KNOWS....

- Named General Manager of CBA's Rapid City Thrillers at age of 22. The next year, became head coach of the Thrillers at he age of 23, the youngest coach in CBA history.
- From 1990-1997, had 26 players called up to the NBA, the highest number in the league during that span ... The only person in CBA history to coach in five league All-Star Games (1990, 1992, 1993, 1994, 1997)
- The first coach in professional basketball history to win 100 games by the age of 28.
- At the age of 37, named head coach of the Golden State Warriors and was the youngest head coach in the NBA at the time.
- He and his father, Bill, were first father-son combination to both become head coaches in NBA history.
- In 2003, was runner-up to San Antonio's Gregg Popovich for NBA Coach of the Year Award voting (231 points, including 26 first-place votes).
- Only needed 130 games to win his 100th game as a collegiate head coach.
- Is the CBA's third all-time winningest coach (270-122 in seven seasons) and the most successful coach (54-3 in two seasons) in the history of the United States Basketball League.
- Led CBA in scoring (116.7 ppg) in 192-93 -2nd in NBA in scoring (102.4 ppg) in 2002-03.

### BEST WINNING PERCENTAGE

among active NCAA Division I head coaches

(min 5 yrs as a Division I Head Coach)

([https://stats.NCAA.org/head\\_coaches](https://stats.NCAA.org/head_coaches) - Thru Mar. 22, 2021)

1	Mark Few, Gonzaga	.835	627-124	22nd yr
2	Roy Williams, North Carolina	.774	903-264	33rd yr
3	Bill Self, Kansas	.766	729-223	28th yr
4	Mike Krzyzewski, Duke	.764	1170-361	46th yr
5	John Calipari, Kentucky	.763	742-231	29th yr
6	Chris Jans, New Mexico State	.758	116-37	5th yr
7	<b>ERIC MUSSELMAN, ARKANSAS</b>	<b>.748</b>	<b>154-52</b>	<b>6th yr</b>
8	Sean Miller, Arizona	.730	422-156	17th yr
9	Tony Bennett, Virginia	.728	364-136	15th yr
10	Bruce Pearl	.717	600-237	26th yr



### MUSSELMAN RECORD • POINTS SCORED

<b>Scoring Below 50 Points:</b>	<b>0-0</b>
- At Arkansas	0-0
Home:	0-0
Away:	0-0
Neutral:	0-0
<b>Scoring 50-59 Points:</b>	<b>0-9</b>
- At Arkansas	0-1
Home:	0-1
Away:	0-6
Neutral:	0-2
<b>Scoring 60-69 Points:</b>	<b>17-15</b>
- At Arkansas	9-4
Home:	10-4
Away:	3-8
Neutral:	4-3
<b>Scoring 70-79 Points:</b>	<b>50-20</b>
- At Arkansas	12-9
Home:	29-4
Away:	14-12
Neutral:	7-4
<b>Scoring 80-89 Points:</b>	<b>55-3</b>
- At Arkansas	13-1
Home:	31-0
Away:	15-2
Neutral:	9-1
<b>Scoring 90-99 Points:</b>	<b>21-1</b>
- At Arkansas	6-0
Home:	12-0
Away:	8-1
Neutral:	1-0
<b>Scoring 100 or More Points:</b>	<b>11-1</b>
- At Arkansas	3-0
Home:	7-0
Away:	3-1
Neutral:	1-0

### MUSSELMAN RECORD • POINTS ALLOWED

<b>Opponent Scores Below 50 Points:</b>	<b>7-0</b>
- At Arkansas	5-0
Home:	6-0
Away:	1-0
Neutral:	0-0
<b>Opponent Scores 50-59 Points:</b>	<b>25-1</b>
- At Arkansas	7-0
Home:	18-1
Away:	6-0
Neutral:	1-0
<b>Opponent Scores 60-69 Points:</b>	<b>60-6</b>
- At Arkansas	16-0
Home:	36-0
Away:	12-2
Neutral:	12-4
<b>Opponent Scores 70-79 Points:</b>	<b>43-19</b>
- At Arkansas	11-0
Home:	23-5
Away:	14-11
Neutral:	6-3
<b>Opponent Scores 80-89 Points:</b>	<b>17-15</b>
- At Arkansas	4-5
Home:	6-3
Away:	8-11
Neutral:	3-1
<b>Opponent Scores 90-99 Points:</b>	<b>2-6</b>
- At Arkansas	1-3
Home:	2-2
Away:	0-3
Neutral:	0-1
<b>Opponent Scores 100 or More Points:</b>	<b>1-2</b>
- At Arkansas	0-0
Home:	0-0
Away:	1-2
Neutral:	0-0

## MUSSELMAN RECORD BREAKDOWN

<b>OVERALL:</b>	<b>154-52</b>
<b>- AT ARKANSAS.....</b>	<b>44-18</b>
Home:.....	88-10.....30-5 at Arkansas
Away:.....	43-31.....9-12 at Arkansas
Neutral:.....	23-11.....5-1 at Arkansas
<b>CONFERENCE GAMES:</b>	<b>74-33</b>
<b>- AT ARKANSAS.....</b>	<b>20-15</b>
Home:.....	45-10.....14-5 at Arkansas
Away:.....	29-23.....6-10 at Arkansas
<b>VS RANKED TEAMS:...</b>	<b>5-8</b>
<b>AS RANKED TEAM:.....</b>	<b>46-13</b>
<b>- AT ARKANSAS.....</b>	<b>3-5</b>
<b>- AT ARKANSAS.....</b>	<b>8-1</b>
Home:.....	1-3 / 1-3 at Ark
Away:.....	1-3 / 1-2 at Ark
Neutral:.....	3-2 / 1-0 at Ark
Home:.....	22-1 / 4-0 at Ark
Away:.....	13-6 / 1-0 at Ark
Neutral:.....	11-6 / 3-1 at Ark

### RECORD BY MONTH:

November:.....	34-4.....9-0 at Arkansas
December:.....	32-8.....11-1 at Arkansas
January:.....	32-15.....8-9 at Arkansas
February:.....	31-12.....9-6 at Arkansas
March:.....	23-13.....7-2 at Arkansas
April:.....	1-0.....0-0 at Arkansas

**WHEN LEADING AT HALFTIME:** **117-6**

at Arkansas ..... **34-2**

**WHEN TRAILING AT HALFTIME:** **35-45**

at Arkansas ..... **10-16**

**WHEN TIED AT HALFTIME:** **2-1**

at Arkansas ..... **0-0**

**OUT-REBOUNDING OPP:** **90-12**

at Arkansas ..... **20-2**

**BEING OUT-REBOUNDED:** **55-37**

at Arkansas ..... **22-15**

**REBOUNDS ARE EVEN:** **9-2**

at Arkansas ..... **2-1**

**WHEN SCORING FIRST:** **91-24**

at Arkansas ..... **25-8**

**WHEN OPPONENT SCORES FIRST:** **63-28**

at Arkansas ..... **19-10**

**ONE-POSSESSION GAMES:** **19-12**

at Arkansas ..... **4-4**

**OVERTIME GAMES:** **8-6**

at Arkansas ..... **2-3**

**GAMES DECIDED BY 1-5 PTS OR LESS:** **32-21**

at Arkansas ..... **8-7**

**GAMES DECIDED BY 6-10 PTS:** **24-14**

at Arkansas ..... **9-6**

**GAMES DECIDED BY 11-19 PTS:** **48-11**

at Arkansas ..... **15-3**

**GAMES DECIDED BY 20-PLUS PTS:** **40-6**

at Arkansas ..... **12-2**

**SHOOTING 50 PERCENT OR BETTER:** **49-2**

at Arkansas ..... **11-1**

**SHOOTING PCT. BETTER THAN OPP:** **127-10**

at Arkansas ..... **38-5**

**SHOOTING PCT. WORSE THAN OPP:** **25-41**

at Arkansas ..... **5-13**

**SHOOTING PCT. SAME AS OPP:** **1-1**

at Arkansas ..... **0-0**

**OUT-SCORING OPP BENCH:** **75-5**

at Arkansas ..... **22-4**

**OUT-SCORED BY OPP BENCH:** **72-38**

at Arkansas ..... **19-14**

**BENCH SCORING EVEN:** **7-0**

at Arkansas ..... **3-0**

## MOST POINTS BY A MUSSELMAN TEAM

NOTE: MISSING RESULTS FROM RAPID CITY (CBA) AND FLORIDA (USBL)

142	Arkansas	Mississippi Valley State	11/25/20	W, 142-62
138	LA D-Fenders	Erie BayHawks	02/06/12	W, 138-107
135	LA D-Fenders	Stockton Kings	11/28/11	W, 135-103
135	Sacramento	Charlotte Bobcats	02/28/07	W, 135-120
135	Golden State	Orlando Magic	11/16/02	W, 135-92
133	Golden State	at Milwaukee Bucks	03/08/03	L, 133-138 (OT)
132	LA D-Fenders	Rio Grande Valley Vipers	12/05/11	W, 132-126
128	Sacramento	Los Angeles Lakers	12/29/06	L, 128-132 (OT)
128	Golden State	Utah Jazz	04/08/03	W, 128-102
127	LA D-Fenders	Canton Charge	01/30/12	W, 127-87
127	Reno	Idaho Stampede	12/01/10	W, 127-117
126	Reno	Rio Grande Valley Vipers	004/20/11	L, 126-134

## PLAYER GAME HIGHS:

### MOST POINTS:

at Nevada:	45	Jordan Caroline at New Mexico 01/07/17
	40	Jordan Caroline at Colorado St 02/06/19
	37	D.J. Fenner vs UNLV 02/08/17
	34	Marqueze Coleman at Hawai'i 11/16/15
	33	Caleb Martin at Utah 12/29/18
	32	Marcus Marshall at Wyoming 01/14/17
	32	Marcus Marshall at Washington 12/11/16
	32	Tyron Criswell vs Eastern Washington 03/21/16
	30	4x

at Arkansas:	41	Mason Jones vs Tulsa 12/14/19
	40	Mason Jones vs Auburn 02/04/20
	38	Mason Jones vs Miss State 02/15/20
	37	Mason Jones vs Tennessee 02/26/20
	36	Mason Jones vs LSU 03/04/20
	34	Mason Jones vs South Carolina 01/29/20
	34	Isaiah Joe at Ole Miss 01/11/20
	33	Isaiah Joe vs Texas Southern 11/19/19
	32	Mason Jones vs Rice 11/05/19
	30	3x

SEC Game: 40 Mason Jones vs Auburn 02/04/20

SEC Tourney: 28 Moses Moody vs LSU 03/13/20

NCAA Tourney: 27, Justin Smith vs Colgate 03/19/21

Bud Walton: 41 Mason Jones vs Tulsa 12/14/19

Road Game: 34 Isaiah Joe at Ole Miss 01/11/20

Neutral Site: 28 Moses Moody vs LSU 03/13/20

Ranked Opp: 40 Mason Jones vs Auburn 02/04/20

Frosh: 28 (4x) Moses Moody (Bama, USC, TX A&M, LSU)

Soph: 34 Isaiah Joe at Ole Miss 01/11/20

Junior: 41 Mason Jones vs Tulsa 12/14/19

Senior: 30 Jimmy Whitt Jr. vs Vanderbilt 01/15/20

Season Opener: 32 Mason Jones vs Rice 11/05/19

SEC Opener 17 Isaiah Joe & Mason Jones vs TX A&M 01/04/20

### MOST FIELD GOALS MADE:

at Nevada:	17	Jordan Caroline at New Mexico 01/07/17
	13	Cody Martin vs Utah State 02/17/18
	12	Jordan Caroline at UNLV 02/25/17
	12	Cameron Oliver vs Eastern Washington 03/21/16
	12	D.J. Fenner v UNLV 02/08/17

at Arkansas:	14	Jimmy Whitt Jr. vs Vanderbilt 01/15/20
	12	Mason Jones vs Auburn 02/04/20
	12	Mason Jones vs Tulsa 12/14/19
	12	Mason Jones vs Rice 11/05/19
	11	4x

### MOST 3-POINTERS MADE:

at Nevada:	8	Marcus Marshall at UNLV 02/25/17
	7	6x
at Arkansas:	8	Mason Jones at Texas A&M 03/07/20
	7	Isaiah Joe at Ole Miss 01/11/20
	6	Isaiah Joe at Texas A&M 03/07/20
	6	Isaiah Joe at Indiana 12/29/19
	6	Isaiah Joe vs Texas Southern 11/19/19

### MOST FREE THROWS MADE:

at Nevada:	15	Marcus Marshall vs Boise State 02/22/17
	15	Marqueze Coleman vs UNLV 01/23/16
	15	Marqueze Coleman at Hawai'i 11/16/15
	14	Jordan Caroline vs Rhode Island 11/13/17
	14	Marcus Marshall at Wyoming 01/14/17

at Arkansas:	18	Mason Jones vs Miss State 02/15/20
	16	Moses Moody vs Alabama 02/24/21
	15	Mason Jones vs South Carolina 01/29/20
	15	Mason Jones vs LSU 03/04/20
	12	Isaiah Joe vs Tennessee 02/26/20
	12	Mason Jones vs Tulsa 12/14/19
	11	Justin Smith vs Colgate 03/19/21
	11	Moses Moody vs LSU 02/27/21
	11	Jimmy Whitt Jr. at Tennessee 02/11/20
	11	Mason Jones at Missouri 02/08/20
	11	Mason Jones vs Auburn 02/04/20

### MOST REBOUNDS:

at Nevada:	24	Cameron Oliver vs Fresno State 02/1/16
	21	Cameron Oliver at UNLV 02/20/16
	17	Cameron Oliver vs Colorado State 03/04/17
	16	6x

at Arkansas:	17	Justin Smith vs Oral Roberts 12/20/20
	16	Connor Vanover vs North Texas 11/28/20
	15	Jimmy Whitt Jr. vs LSU 03/04/20
	12	Justin Smith vs Colgate 03/19/21
	12	Justin Smith vs Alabama 02/24/21
	12	Mason Jones vs South Carolina 01/29/20
	12	Jimmy Whitt Jr. at Western Ky 12/07/19
	11	4x last Reggie Chaney at Mizzou 02/08/20

SEC Game: 15 Jimmy Whitt Jr. vs LSU 03/04/20

SEC Tourney: 9 Moses Moody vs LSU 03/13/20

NCAA Tourney: 12 Justin Smith vs Colgate 03/19/21

Bud Walton: 17 Justin Smith vs Oral Roberts 12/20/20

Road Game: 12 Jimmy Whitt Jr. at Western Ky 12/07/19

Neutral Site: 12 Justin Smith vs Colgate 03/19/21

Ranked Opp: 12 Justin Smith vs Alabama 02/24/21

Frosh: 10 (5x) last by Jaylin Williams vs Texas Tech 03/21/21

Soph: 16 Connor Vanover vs North Texas 11/28/20

Junior: 12 Mason Jones vs South Carolina 01/29/20

Senior 17 Justin Smith vs Oral Roberts 12/20/20

Season Opener: 10 Jaylin Williams vs Miss Valley 11/25/20

SEC Opener 6 Mason Jones vs Texas A&M 01/04/20

### MOST OFFENSIVE REBOUNDS:

at Nevada:	11	AJ West at Pacific 11/21/15
	8	Cameron Oliver vs Fresno State 02/1/16

at Arkansas:	10	Justin Smith vs Oral Roberts 12/12/20
	6	Justin Smith vs UT Arlington 12/02/20
	6	Reggie Chaney at Missouri 02/08/20
	5	Justin Smith vs Alabama 02/24/21
	5	Moses Moody at LSU 01/13/21
	5	Jalen Tate vs Abilene Christian 12/20/20
	5	Reggie Chaney at Alabama 02/01/20
	5	Adrio Bailey vs Montana 11/16/19

### MOST DEFENSIVE REBOUNDS:

at Nevada:	16	Cameron Oliver vs Fresno State 02/1/16
	14	Cameron Oliver vs Colorado State 03/04/17
	14	Cameron Oliver at Wyoming 01/14/17
	13	Cameron Oliver vs Colorado State 03/11/17
	13	Cameron Oliver at Air Force 02/15/17

at Arkansas:	14	Connor Vanover vs North Texas 11/28/20
	14	Jimmy Whitt Jr. vs LSU 03/04/20
	11	Mason Jones vs South Carolina 01/29/20
	9	Connor Vanover vs UCA 12/12/12
	9	Connor Vanover vs Southern 12/09/20
	9	Connor Vanover vs Lipscomb 12/05/20
	9	Jimmy Whitt Jr. at Western Ky 12/07/19
	9	Reggie Chaney vs Northern Ky 11/30/19
	9	Isaiah Joe at Georgia Tech 11/25/19

### MOST ASSISTS:

at Nevada:	11	Cody Martin vs BYU 11/06/18
	11	Cody Martin vs Colorado State 02/25/18
	11	Marqueze Coleman vs Holy Names 11/30/15
	10	Cody Martin vs Little Rock 11/16/18
	10	Cody Martin vs Pacific 11/09/18
	10	Marcus Marshall vs Colorado State 03/04/17

at Arkansas:	11	Jalen Tate vs UCA 12/12/12
	10	Jalen Tate vs Georgia 01/09/21
	9	Mason Jones at Ole Miss 01/11/20
	8	Jalen Tate at Vanderbilt 01/23/21
	8	Mason Jones vs Vanderbilt 01/15/20

SEC Game: 10 Jalen Tate vs Georgia 01/09/21

SEC Tourney: 6 Mason Jones vs Vanderbilt 03/11/20

NCAA Tourney: 5 Jalen Tate vs Colgate 03/19/21

Bud Walton: 11 Jalen Tate vs Central Arkansas 12/12/12

Road Game: 9 Mason Jones at Ole Miss 01/11/20

Neutral Site: 6 Mason Jones vs Vanderbilt 03/11/20

Ranked Opp: 6 by Jalen Tate at Tennessee 01/06/21

Frosh: 6 Davonte Davis (2x) vs Georgia and vs LSU

Soph: 7 Isaiah Joe vs Rice 11/05/19

Junior: 9 Mason Jones at Ole Miss 01/11/20

Senior: 11 Jalen Tate vs Central Arkansas 12/12/12

Season Opener: 7 Isaiah Joe vs Rice 11/05/19

SEC Opener 5 Jalen Harris vs Texas A&M 01/04/20

### MOST STEALS:

at Nevada:	5	Caleb Martin vs California Baptist 11/19/18
	5	Jordan Caroline at San Diego St 02/12/17
	5	Marqueze Coleman at New Mexico 12/30/15
	4	17x

at Arkansas:	5	Justin Smith vs Colgate 03/19/21
	5	JD Notae at South Carolina 03/02/21
	5	Justin Smith vs Florida 02/16/21
	5	Mason Jones at Georgia Tech 11/25/19
	5	Isaiah Joe vs Texas Southern 11/19/19
	5	Mason Jones vs Rice 11/05/19
	4	11x last Davonte Davis vs LSU 02/13/21

SEC Game: 5 (3x) last JD Notae at South Carolina

SEC Tourney: 4 Davonte Davis vs LSU 03/13/20

NCAA Tourney: 5 Justin Smith vs Colgate 03/19/21

Bud Walton: 5 (3x) last Justin Smith vs Florida 02/16/21

Road Game: 5 (2x) last JD Notae at South Carolina

Neutral Site: 4 Davonte Davis vs LSU 03/13/20

Ranked Opp: 4 Desi Sills vs Auburn 02/04/20

Frosh: 4 Davonte Davis vs LSU 03/13/20

Soph: 5 Isaiah Joe vs Texas Southern 11/19/19

Junior: 5 (4x) last JD Notae vs Colgate 03/19/21

Senior: 5 (2x) Justin Smith vs Colgate 03/19/21

Season Opener: 5 Mason Jones vs Rice 11/05/19

SEC Opener 3 Mason Jones vs Texas A&M 01/04/20

### MOST BLOCKED SHOTS:

at Nevada:	6	Cameron Oliver vs Morehead State 04/01/16
	5	7x

at Arkansas:	6	Connor Vanover vs North Texas 11/28/20
	5	Connor Vanover at Oklahoma St. 01/30/21
	5	Connor Vanover vs Ole Miss 01/27/21
	5	Adrio Bailey vs Valpo 12/21/19



# Effort. Energy. Enthusiasm.

**Soph:** 6 Connor Vanover vs North Texas 11/28/20  
**Junior:** 3 (2x) last Ethan Henderson vs LSU 03/13/21  
 Senior: 5 Adrio Bailey 2x  
 Season Opener: 3 Connor Vanover vs Miss Valley 11/25/20  
 SEC Opener 1 Adrio Bailey & Jimmy Whitt vs TX A&M 01/04/20

## TEAM GAME HIGHS:

MOST POINTS:			
at Nevada:	119	vs Fresno State 12/09/15	W, 119-70
	110	vs UMass 11/23/18	W, 110-87
	108	vs Holy Names 11/30/15	W, 108-57
	105	at New Mexico 01/07/17	W, 105-104 (OT)
	104	vs UNLV 02/08/17	W, 104-77
	103	at Wyoming 01/24/18	L, 103-104 (2OT)
	102	vs Fresno State 01/31/18	W, 102-92
	101	at UNLV 02/28/18	W, 101-75
	100	vs Colorado State 01/23/19	W, 100-60
at Arkansas:	142	vs Mississippi Valley 11/25/20	W, 142-62
	101	at South Carolina 03/02/21	W, 101-73
	100	vs UCA 12/12/12	W, 100-75
	99	vs Georgia 01/09/21	W, 99-69
	99	vs LSU 03/04/20	W, 99-90
	98	vs Tulsa 12/14/19	W, 98-79
	97	at Auburn 12/30/20	W, 97-89
	92	at Vanderbilt 01/23/21	W, 92-71
	91	vs Rice 11/05/19	W, 91-43
MOST FIELD GOALS MADE:			
at Nevada:	40	vs UMass 11/23/18	
	40	vs Fresno State 12/09/15	
	40	vs Holy Names 11/30/15	
	38	vs San Jose State 01/09/19	
	38	vs UNLV 02/08/17	
at Arkansas:	48	vs Mississippi Valley 11/25/20	
	40	vs Central Arkansas 12/12/20	
	37	at South Carolina 03/02/21	
	37	vs Rice 11/05/19	
	36	at Vanderbilt 01/23/21	
	36	vs Georgia 01/09/21	
	34	vs Tulsa 12/14/19	
	33	vs Lipscomb 12/05/20	
	32	at Auburn 12/30/20	
MOST FIELD GOALS ATTEMPTED:			
at Nevada:	80	at UNLV 02/20/16	
	77	vs Colorado State 02/25/18	
	75	at New Mexico 01/07/17	
	74	vs Wyoming 01/03/18	
	74	at Wyoming 01/24/18	
	74	at Pacific 11/21/15	
at Arkansas:	86	vs Mississippi Valley 11/25/20	
	77	vs Oral Roberts 12/20/20	
	76	at LSU 01/13/21	
	76	vs Central Arkansas 12/12/20	
	71	vs Missouri 01/02/21	
	71	vs Texas Southern 11/19/19	
BEST FIELD GOAL PERCENTAGE:			
at Nevada:	.615 (40-65)	vs UMass 11/23/18	
	.597 (40-67)	vs Fresno State 12/09/15	
	.597 (40-67)	vs Holy Names 11/30/15	
	.593 (32-54)	at Utah State 02/17/18	
	.589 (33-56)	vs Fresno State 01/31/18	
at Arkansas:	.571 (36-63)	at Vanderbilt 01/23/21	
	.567 (34-60)	vs Tulsa 12/14/19	
	.558 (48-86)	vs Mississippi Valley 11/25/20	
	.552 (37-67)	at South Carolina 03/02/21	
	.552 (37-67)	vs Rice 11/05/19	
	.540 (27-50)	vs TCU 01/25/20	
	.527 (29-55)	at Tennessee 01/06/21	
	.526 (40-76)	vs Central Arkansas 12/12/20	
	.522 (36-69)	vs Georgia 01/09/21	
	.508 (31-61)	vs Texas A&M 03/06/21	
	.500 (33-66)	vs Lipscomb 12/05/20	
	.500 (28-56)	vs LSU 03/04/20	
MOST 3-POINT FIELD GOALS MADE:			
at Nevada:	17	at Pacific 11/18/17	
	15	vs Pacific 11/09/18	
	15	at Air Force 01/06/18	
	15	at Santa Clara 11/15/17	
	15	at New Mexico 01/07/17	
at Arkansas:	20	vs Mississippi Valley 11/25/20	
	15	at South Carolina 03/02/21	
	14	at Texas A&M 03/07/20	
	12	vs Georgia 01/09/21	
	12	vs Central Arkansas 12/12/20	
	12	vs Vanderbilt 03/11/20	
	12	vs Missouri 02/22/20	
	12	at Indiana 12/29/19	
	11	vs Southern 12/09/20	
	11	vs Lipscomb 12/05/20	
	11	vs Tulsa 12/14/19	
MOST 3-POINT FIELD GOALS ATTEMPTED:			
at Nevada:	39	vs South Dakota State 12/15/18	
	37	at Fresno State 01/12/19	
	37	vs San Jose State 02/21/18	
	34	vs San Jose State 01/09/19	
	34	at Pacific 11/18/17	

at Arkansas	40	vs Mississippi Valley 11/25/20
	34	vs Lipscomb 12/05/20
	33	at South Carolina 03/02/21
	33	vs Southern 12/09/20
	32	at Texas A&M 03/07/20
	31	at LSU 01/13/21
	31	at Indiana 12/29/19
BEST 3-POINT FIELD GOAL PERCENTAGE:		
at Nevada:	.600 (6-10)	vs Morehead State 03/30/16
	.588 (10-17)	at Fresno State 12/27/17
	.579 (11-19)	vs Southern Illinois 12/22/17
	.550 (11/20)	vs Oakland 11/23/16
	.542 (13-24)	at UNLV 02/28/18
	.542 (13-24)	at Air Force 02/15/17
at Arkansas:	.667 (6-9)	vs TCU 01/25/20
	.571 (12-21)	vs Georgia 01/09/21
	.500 (20-40)	vs Mississippi Valley 11/25/20
	.480 (12-25)	vs Missouri 02/22/20
	.455 (15-33)	at South Carolina 03/02/21
	.438 (14-32)	at Texas A&M 03/07/20
	.429 (12-28)	vs Vanderbilt 03/11/20
	.421 (8-19)	at Vanderbilt 01/23/21
	.412 (7-17)	vs Ole Miss 01/21/21
	.400 (8-20)	at Tennessee 01/06/21
	.400 (12-30)	vs Central Arkansas 12/12/20
	.400 (10-25)	vs Auburn 02/04/20
	.400 (10-25)	vs Rice 11/05/19
	.400 (8-20)	at Ole Miss 01/11/20
MOST FREE THROWS MADE:		
at Nevada:	39	vs Morehead State 04/01/16
	36	vs Rhode Island 11/13/17
	35	vs Tulsa 11/22/18
	31	at Wyoming 01/14/17
	30	at Wyoming 01/24/18
at Arkansas:	36	vs LSU 03/04/20
	28	at Missouri 02/08/20
	27	vs Alabama 02/24/21
	27	vs Tennessee 02/26/20
	26	vs Mississippi Valley 11/25/20
	26	at Tennessee 02/11/20
	26	vs South Carolina 01/29/20
MOST FREE THROWS ATTEMPTED:		
at Nevada:	45	vs Morehead State 04/01/16
	44	vs Rhode Island 11/13/17
	43	at Pacific 11/21/15
	42	vs Tulsa 11/22/18
at Arkansas:	54	vs LSU 03/04/20
	43	vs Alabama 02/24/21
	40	vs South Carolina 01/29/20
	39	at Missouri 02/08/20
	36	at Tennessee 02/11/20
	34	vs Missouri 01/02/21
	33	vs Mississippi Valley 11/25/20
	33	vs Tennessee 02/26/20
BEST FREE THROW PERCENTAGE:		
at Nevada:	.929 (13-14)	vs Loyola-Chicago 03/22/18
	.929 (13-14)	at Cal State Fullerton 11/28/15
	.900 (18-20)	at Pacific 11/18/17
	.889 (16-18)	at Fresno State 12/27/17
	.885 (23-26)	vs Montana 03/16/16
	.885 (23-26)	at Hawai'i 11/16/15
at Arkansas:	.944 (17-18)	at LSU 01/08/20
	.929 (13-14)	vs Mississippi State 02/02/21
	.923 (12-13)	at South Carolina 03/02/21
	.917 (11-12)	vs South Dakota 11/22/19
	.889 (16-18)	vs Austin Peay 12/03/19
	.885 (23-26)	vs Mississippi State 02/15/20
	.870 (20-23)	at Missouri 02/13/21
MOST REBOUNDS:		
at Nevada:	61	at Pacific 11/21/15
	60	vs Fresno Pacific 12/09/15
	57	vs Fresno State 02/13/16
	53	at UNLV 02/20/16
	50	vs San Jose State 12/28/16
at Arkansas:	58	Oral Roberts 12/20/20
	58	vs Mississippi Valley 11/25/20
	54	vs Lipscomb 12/05/20
	46	vs Southern 12/09/20
	45	vs LSU 02/27/21
	45	vs Mississippi State 02/02/21
	45	vs Rice 11/05/19
	43	vs UT Arlington 12/02/20
	42	vs Valparaiso 12/21/19
	40	vs Georgia 01/09/21
	40	vs North Texas 11/28/20
MOST OFFENSIVE REBOUNDS:		
at Nevada:	25	at Pacific 11/21/15
	19	vs Fresno Pacific 12/09/15
	19	vs Fresno State 02/13/16
	19	vs Florida 03/21/19
at Arkansas:	24	vs Oral Roberts 12/20/20
	20	vs Mississippi Valley 11/25/20
	17	at LSU 01/13/21
	17	vs UT Arlington 12/02/20
	16	vs LSU 03/13/21
	16	vs Missouri 01/02/21
	15	vs Mississippi State 02/02/21

	14	vs Abilene Christian 12/20/20
	14	vs Montana 11/16/19
MOST DEFENSIVE REBOUNDS:		
at Nevada:	43	vs Fresno State 02/13/16
	42	vs San Jose State 12/28/16
	41	vs Fresno Pacific 12/09/15
	40	vs Little Rock 11/16/18
	38	vs New Mexico 02/09/19
at Arkansas:	44	vs Lipscomb 12/05/20
	38	vs Mississippi Valley 11/25/20
	36	vs LSU 02/27/21
	36	vs Valparaiso 12/21/19
	35	vs Rice 11/05/19
	34	vs Oral Roberts 12/20/20
	33	vs Southern 12/09/20
MOST ASSISTS:		
at Nevada:	29	vs Holy Names 11/30/15
	27	at Santa Clara 11/15/17
	25	vs Illinois State 11/29/17
	25	at New Mexico 01/07/17
	24	vs UC Davis 12/19/17
at Arkansas:	26	vs Central Arkansas 12/12/20
	26	vs Mississippi Valley 11/25/20
	22	at Vanderbilt 01/23/21
	21	vs Georgia 01/09/21
	19	vs Vanderbilt 01/15/20
	19	vs Rice 11/05/19
MOST STEALS:		
at Nevada:	15	vs San Jose State 01/09/19
	15	vs Utah State 01/02/19
	12	vs New Mexico 01/28/17
	13	at New Mexico 12/30/15
	11	4x
at Arkansas:	15	at Georgia Tech 11/25/19
	14	vs Auburn 02/04/20
	14	vs Rice 11/05/19
	13	Missouri 01/02/21
	13	at Auburn 12/30/20
	13	vs Texas Southern 11/19/19
	12	vs Tulsa 12/14/19
MOST BLOCKED SHOTS:		
at Nevada:	11	at Oregon State 12/05/15
	10	at Wyoming 01/20/16
	10	vs Holy Names 11/30/15
	9	vs UNLV 03/08/18
	9	at New Mexico 01/07/17
	8	3x
at Arkansas:	11	vs Alabama 02/24/21
	10	vs Texas Southern 11/19/19
	8	vs Central Arkansas 12/12/20
	8	vs Southern 12/09/20
	8	vs North Texas 11/28/20
	8	at Texas A&M 03/07/20
	8	vs Valparaiso 12/21/19
	7	vs Oral Roberts 12/20/20
	7	vs Lipscomb 12/05/20
	7	vs Vanderbilt 03/11/20
	7	vs Tulsa 12/14/19
MOST TURNOVERS:		
at Nevada:	21	at Texas Tech 12/05/17
	21	vs Morehead State 03/30/16
	20	vs Fresno Pacific 12/09/15
	20	at San Diego State 03/11/16
	17	3x
at Arkansas:	21	vs Rice 11/05/19
	20	vs Missouri 03/12/21
	20	at Tennessee 01/06/21
	20	vs Austin Peay 12/03/19
	19	vs Valparaiso 12/21/19
	18	at Alabama 01/16/21
MOST FOULS:		
at Nevada:	38	at Wichita State 12/22/15
	30	at New Mexico 01/07/17
	30	at New Mexico 12/30/15
	28	at Utah State 03/02/19
at Arkansas:	32	at Missouri 02/08/20
	28	Missouri 01/02/21
	28	at Texas A&M 03/07/20
	26	at Tennessee 02/11/20
	23	vs South Carolina 01/29/20
	23	at Mississippi St. 01/22/20
	23	at Western Kentucky 12/07/19
OPPONENT GAME HIGHS (at Ark):		
POINTS	99	at Georgia 02/29/20
	92	at LSU 01/13/21
	90	at Alabama 01/16/21
	90	vs LSU 03/04/20
	86	at Western Kentucky 12/07/19
	85	at Auburn 12/30/20

FG MADE	38	at Georgia 02/29/20
	34	at LSU 01/13/21
	31	vs Texas A&M 03/06/21
	31	at Oklahoma State 01/31/21
	31	at Alabama 01/16/21
FG ATTEMPTS	31	vs LSU 03/04/20
	31	at Western Kentucky 12/07/19
	76	vs LSU 02/21/27
	72	at South Carolina 02/03/21
	72	vs Mississippi Valley 11/25/20
FG PCT	72	vs Valparaiso 12/21/19
	70	vs LSU 03/04/20
	69	vs Georgia 01/09/21
	.588 (30-51)	vs Mississippi State 02/15/20
	.567 (38-67)	at Georgia 02/29/20
3 PT MADE	.523 (34-65)	at LSU 01/13/21
	.519 (28-54)	at Auburn 12/30/20
	.509 (28-55)	vs South Carolina 01/29/20
	.508 (31-61)	vs Texas A&M 03/06/21
	.508 (31-61)	at Oklahoma State 01/31/21
3 PT ATT	.500 (23-46)	at Florida 02/18/20
	15	at Alabama 01/16/21
	15	at Auburn 12/30/20
	14	at Kentucky 02/09/21
	13	at Missouri 02/13/21
3 PT PCT	13	vs Mississippi Valley 11/25/20
	39	vs Mississippi Valley 11/25/20
	33	vs Alabama 02/24/21
	32	at Missouri 02/13/21
	31	vs Auburn 02/04/20
FT MADE	31	at Alabama 02/01/20
	.538 (14-26)	at Kentucky 02/09/21
	.517 (15-29)	at Auburn 12/30/20
	.474 (9-19)	vs LSU 03/13/21
	.444 (12-27)	vs Colgate 03/19/21
FT ATTEMPTS	.435 (10-23)	vs Texas A&M 03/06/21
	.435 (10-23)	at Georgia 02/29/20
	.417 (15-36)	at Alabama 01/16/21
	34	at Missouri 02/08/20
	28	vs Missouri 01/02/21

## IN SIX YEARS AS A COLLEGIATE HEAD COACH

- » Led the NCAA in 3-pt FG Pct Defense (2020)
- » Led the NCAA in Free Throws Made (2016)
- » Ranked 1st (3x) or 2nd (3x) six times in the league in FT Made
- » Ranked 1st (3x) or 2nd (2x) five times in the league in FT Attempts
- » 6x - Ranked among NCAA top 25 in FT Made AND FT Attempts
- » 4x - Led the league in Fewest Turnovers (2017, '18, '19, '20)
- » 4x - Led the league in Scoring Margin (2017, '18, '19, '21)
- » 4x - Led the league in Overall W-L Percentage (2017, '18, '19, '21)
- » 3x - Led the league in Assist-To-TO Ratio (2017, '18, '19)
- » 3x - In NCAA top 20 in 3PTFG% Defense (2017, '18, '20)

## OTHER TEAM HIGHLIGHTS

- » 2nd in the NCAA in Assist-To-TO Ratio (2018)
- » 2nd in the NCAA in Total Rebounds (2016)
- » 3rd in the NCAA in Total Blocked Shots (2016)
- » 4th in the NCAA in Rebound Margin (2016)
- » 4th in the NCAA in Fewest TO Per Gm (2018)
- » 7th in the NCAA in Scoring Offense (2021)
- » 7th in the NCAA in Blocks Per Game (2016)
- » 9th in the NCAA in Scoring Margin (2019)
- » 9th in the NCAA in Turnover Margin (2020)
- » 10th in the NCAA in Total Assists (2018)

## PLAYER HIGHLIGHTS

- » 5 Players in the NBA over past two years
- » 4x - Player led his league in 3-PT FG Made AND 3-PT FG Attempts
- » 3x - Player led his league in points scored
- » 3 All-American Honors (Caleb Martin 2x, Mason Jones)
- » 2 Conference Players of the Year
- » 1 Conference Freshman of the Year
- » 2 Conference Newcomers of the Year
- » 5 All-Defensive Team Honors
- » 2 Conference 6th Man Award
- » 1 Conference Defensive Player of the Year
- » 16 All-Conference Honors

FT ATTEMPTS	44	at Missouri 02/08/20
	39	vs Missouri 01/02/21
	33	vs South Carolina 01/29/20
	31	at Texas A&M 03/07/20
	31	at Mississippi State 01/22/20
FT PCT	1.000 (14-14)	vs Florida 02/16/21
	.962 (25-26)	at Ole Miss 01/11/20
	.871 (27-31)	at Mississippi State 01/22/20
	.867 (13-15)	vs LSU 03/13/21
	.846 (11-13)	vs Austin Peay 12/03/19
REBOUNDS	53	at LSU 01/08/20
	52	at Missouri 02/08/20
	51	vs Missouri 01/02/21
	48	at LSU 01/13/21
	47	vs Kentucky 01/18/20
OFF REB	47	at Georgia Tech 11/25/19
	23	at LSU 01/08/20
	16	at Missouri 02/08/20
	15	4x
	41	vs Missouri 01/02/21
DEF REB	37	at Georgia Tech 11/25/19
	35	vs Kentucky 01/18/20
	34	at Alabama 01/16/21
	34	at LSU 01/13/21
	34	vs Valparaiso 12/21/19
ASSISTS	18	at Kentucky 02/09/21
	18	at Alabama 01/16/21
	17	vs Colgate 03/19/21
	17	at Tennessee 02/11/20
	15	at Missouri 02/13/21
STEALS	15	at Texas A&M 03/07/20
	12	at Alabama 01/16/21
	10	vs LSU 03/13/21
	10	at Oklahoma State 01/30/21
	10	at Tennessee 01/06/21
BLOCKS	10	vs Northern Kentucky 11/30/19
	9	vs Missouri 03/12/21
	9	vs Valparaiso 12/21/19
	9	vs Rice 11/05/19
	9	vs Auburn 01/20/21
TURNOVERS	9	at Tennessee 01/06/21
	7	at Oklahoma State 01/30/21
	7	vs Oral Roberts 12/20/20
	7	vs Ole Miss 01/27/21
	6	vs Mississippi Valley 11/25/20
FOULS	6	vs Mississippi State 02/15/20
	6	at Tennessee 02/11/20
	6	at Alabama 02/01/20
	6	vs Texas Southern 11/19/19
	27	vs Rice 11/05/19
FEWEST PTS	26	vs Mississippi State 02/02/21
	24	at Georgia Tech 11/25/19
	23	vs Texas Southern 11/19/19
	23	vs Montana 11/16/19
	22	vs Colgate 03/19/21
FEWEST FG	21	vs Missouri 03/12/21
	21	vs Georgia 01/09/21
	21	vs Missouri 01/02/21
	21	vs Austin Peay 12/03/19
	21	vs LSU 03/04/20
FEWEST FGA	33	vs South Carolina 01/29/20
	32	vs Alabama 02/24/21
	29	vs Missouri 01/02/21
	27	at Missouri 02/08/20
	27	vs Valparaiso 12/21/19

## ARKANSAS TEAM GAME LOWS:

FEWEST PTS	59	at Alabama 01/16/21
	59	at Florida 02/18/20
	61	vs Mississippi State 02/02/21
	61	at Tennessee 02/11/20
	62	at Georgia Tech 11/25/19
FEWEST FG	15	at Tennessee 02/11/20
	19	vs Missouri 01/02/21
	19	vs Kentucky 01/18/20
	20	vs North Texas 11/12/19
	20	vs Montana 11/16/19
FEWEST FGA	45	vs North Texas 11/12/19
	46	vs Austin Peay 12/03/19
	49	at Tennessee 02/11/20
	.268 (19-71)	vs Missouri 01/02/21
	.306 (15-49)	at Tennessee 02/11/20
LOWEST FG%	.333 (21-63)	at Alabama 01/16/21
	.333 (19-57)	vs Kentucky 01/18/20
	.342 (26-79)	at LSU 01/13/21
	.359 (23-64)	vs Mississippi State 02/02/21
	2	vs Mississippi State 02/02/21
FEWEST 3PT FG	3	vs Northern Kentucky 11/30/19
	3	at Missouri 02/08/20
	3	at Florida 02/18/20
	4	9x last vs Texas Tech 03/21/21
	4	9x last vs Texas Tech 03/21/21

## Effort. Energy. Enthusiasm.

FEWEST 3 FGA	9	vs TCU 01/25/20
	14	vs Alabama 02/24/21
	14	at Missouri 02/08/20
	15	vs Missouri 03/12/21
	15	vs Florida 02/16/21
LOWEST 3 PT%	15	at Oklahoma State 01/31/21
	16	5x last vs Colgate 13/19/21
	.118 (2-17)	vs Mississippi State 02/02/21
	.167 (4-24)	vs Oral Roberts 12/20/20
	.167 (3-18)	vs Northern Kentucky 11/30/19
FEWEST FT	.188 (3-16)	at Florida 02/18/20
	.200 (4-20)	vs Montana 11/16/19
	.200 (4-20)	vs South Dakota 11/22/19
	.200 (4-20)	at Mississippi State 01/22/20
	.200 (4-20)	at Mississippi State 01/22/20
FEWEST FTA	4	at Oklahoma State 01/30/21
	6	at Mississippi State 01/22/20
	7	vs Rice 11/05/19
	8	at Tennessee 01/06/21
	8	vs Central Arkansas 12/12/20
FEWEST REBS	8	vs Southern 12/09/20
	8	vs Vanderbilt 01/15/20
	7	at Oklahoma State 01/30/21
	10	vs Central Arkansas 12/12/20
	8	at Tennessee 01/06/21
LOWEST FT%	11	vs Rice 11/05/19
	11	at Mississippi State 01/22/20
	12	vs Lipscomb 12/05/20
	12	vs South Dakota 11/22/19
	12	at Indiana 12/29/19
FEWEST OFF REB	.471 (8-17)	vs Southern 12/09/20
	.533 (8-15)	at Vanderbilt 01/15/20
	.545 (6-11)	at Mississippi State 01/22/20
	.615 (16-26)	vs Auburn 02/04/20
	.615 (16-26)	vs Auburn 02/04/20
FEWEST DEF REB	23	vs Missouri 02/22/20
	24	vs North Texas 11/12/19
	24	at LSU 01/08/20
	25	at Texas A&M 03/07/20
	2	vs Missouri 02/22/20
FEWEST ASSISTS	3	at LSU 01/08/20
	3	at Georgia Tech 11/25/19
	4	vs North Texas 11/12/19
	5	at South Carolina 03/02/21
	5	at Kentucky 02/09/21
FEWEST STEALS	15	at Florida 02/18/20
	18	at Tennessee 02/11/20
	18	vs TCU 01/25/20
	19	vs Mississippi State 02/15/20
	6	at Tennessee 02/11/20
FEWEST BLOCKS	7	vs Missouri 01/02/21
	7	vs Missouri 01/02/21
	7	at Alabama 02/01/20
	8	6x - last at Alabama 01/16/21
	0	vs Texas Tech 03/21/21
FEWEST TO	2	at Tennessee 01/06/21
	4	at Western Kentucky 12/07/19
	4	vs Mississippi State 02/15/20
	4	vs LSU 03/04/20
	1	vs Texas Tech 03/21/21
FEWEST FOULS	1	vs Georgia 01/09/21
	1	vs Northern Kentucky 11/30/19
	1	vs South Carolina 01/29/20
	1	vs Mississippi State 02/15/20
	1	at Florida 02/18/20
FEWEST FG	2	8x last at Tennessee 01/06/21
	5	vs LSU 03/04/20
	6	at Kentucky 02/09/21
	6	at Georgia 02/29/20
	7	5x
FEWEST FGA	10	vs Southern 12/09/20
	12	vs Mississippi Valley 11/25/20
	14	vs North Texas 11/28/20
	14	vs Texas Southern 11/19/19
	14	vs Northern Kentucky 11/30/19
LOWEST FG%	14	vs Valparaiso 12/21/19
	43	vs Rice 11/05/19
	43	vs North Texas 11/12/19
	44	vs Southern 12/09/20
	45	vs Mississippi State 02/02/21
FEWEST FT	46	vs Montana 11/16/19
	15	vs Mississippi State 02/02/21
	15	vs Lipscomb 12/05/20
	16	vs Rice 11/05/19
	17	vs North Texas 11/12/19
FEWEST FTA	18	vs Southern 12/09/20
	18	vs Montana 11/16/19
	45	vs Texas A&M 01/04/20
	46	at Florida 02/18/20
	48	vs Vanderbilt 01/15/20
LOWEST FT%	49	vs Mississippi State 02/02/21
	.254 (15-59)	vs Lipscomb 12/05/20
	.286 (18-63)	vs Southern 12/09/20
	.286 (16-56)	vs Rice 11/05/19
	.306 (15-49)	vs Mississippi State 02/20/21
FEWEST 3PT FG	.321 (18-56)	vs Montana 11/16/19
	2	vs Mississippi State 02/02/21
	3	vs Northern Kentucky 11/30/19
	3	at Missouri 02/08/20
	3	at Florida 02/18/20

## OPPONENT GAME LOWS (at Ark):

FEWEST PTS	43	vs Rice 11/05/19
	43	vs North Texas 11/12/19
	44	vs Southern 12/09/20
	45	vs Mississippi State 02/02/21
	46	vs Montana 11/16/19
FEWEST FG	15	vs Mississippi State 02/02/21
	15	vs Lipscomb 12/05/20
	16	vs Rice 11/05/19
	17	vs North Texas 11/12/19
	18	vs Southern 12/09/20
FEWEST FGA	18	vs Montana 11/16/19
	45	vs Texas A&M 01/04/20
	46	at Florida 02/18/20
	48	vs Vanderbilt 01/15/20
	49	vs Mississippi State 02/02/21
LOWEST FG%	.254 (15-59)	vs Lipscomb 12/05/20
	.286 (18-63)	vs Southern 12/09/20
	.286 (16-56)	vs Rice 11/05/19
	.306 (15-49)	vs Mississippi State 02/20/21
	.321 (18-56)	vs Montana 11/16/19



FEWEST 3PT FG	1	vs Ole Miss 01/27/21
	1	vs Southern 12/09/20
	2	vs North Texas 11/28/20
	2	vs Rice 11/05/19
	2	vs North Texas 11/12/19
FEWEST 3 FGA	7	vs Mississippi State 02/15/20
	11	vs Texas Southern 11/19/19
	12	vs South Dakota 11/22/19
	12	at Georgia Tech 11/25/19
	12	at Georgia Tech 11/25/19
LOWEST 3 PT%	.063 (1-16)	vs Ole Miss 01/27/21
	.077 (1-13)	vs Southern 12/09/20
	.080 (2-25)	vs Rice 11/05/19
	.118 (2-17)	vs North Texas 11/12/19
	.190 (4-21)	vs Florida 02/16/21
	.125 (2-16)	vs Montana 11/16/19
	.154 (2-13)	vs North Texas 11/28/20
	.167 (2-12)	at Georgia Tech 11/25/19
	.167 (2-12)	at Georgia Tech 11/25/19
	.167 (2-12)	at Georgia Tech 11/25/19
FEWEST FT	3	vs Alabama 02/24/21
	3	vs Mississippi Valley 11/25/20
	6	vs LSU 02/27/21
	7	vs Southern 12/09/20
	7	vs North Texas 11/12/19
	7	vs Valparaiso 12/21/19
	8	vs Texas A&M 03/06/21
	8	vs Ole Miss 01/27/21
	8	vs Montana 11/16/19
	8	vs Montana 11/16/19
FEWEST FTA	3	vs Alabama 02/24/21
	6	vs Mississippi Valley 11/25/20
	10	vs Texas A&M 03/06/21
	10	vs Southern 12/09/20
	11	vs Valparaiso 12/21/19
	12	vs LSU 02/27/21
	13	vs Georgia 01/09/21
	13	vs Georgia 01/09/21
	13	vs Georgia 01/09/21
	13	vs Georgia 01/09/21
LOWEST FT%	.375 (3-8)	vs Alabama 02/24/21
	.500 (6-12)	vs LSU 02/27/21
	.500 (9-18)	at Indiana 12/29/19
	.515 (17-33)	vs South Carolina 01/29/20
	.545 (12-22)	vs Vanderbilt 01/15/20
	.556 (10-18)	vs Mississippi State 02/02/21
	.556 (10-18)	vs Mississippi State 02/02/21
	.556 (10-18)	vs Mississippi State 02/02/21
	.556 (10-18)	vs Mississippi State 02/02/21
	.556 (10-18)	vs Mississippi State 02/02/21
FEWEST REBS	27	vs Rice 11/05/19
	28	at Tennessee 01/06/21
	28	vs Abilene Christian 12/20/20
	28	vs Mississippi State 02/15/20
	29	vs Ole Miss 01/27/21
	29	at Vanderbilt 01/23/21
	30	vs Georgia 01/09/21
	30	vs UT Arlington 12/02/20
	30	vs South Dakota 11/22/19
	30	vs Austin Peay 12/03/19
FEWEST OFF REBS	4	vs Mississippi State 02/15/20
	4	vs Vanderbilt 01/15/20
	5	vs Missouri 03/12/21
	5	vs South Carolina 01/29/20
	5	vs Northern Kentucky 01/30/19
FEWEST DEF REBS	20	vs Texas A&M 03/06/21
	20	vs Abilene Christian 12/20/20
	20	vs UT Arlington 12/02/20
	20	vs Tennessee 02/26/20
	20	vs Austin Peay 12/03/19
	21	vs Ole Miss 01/27/21
	21	at Vanderbilt 01/23/21
	21	vs TCU 01/25/20
	21	vs Rice 11/05/19
	21	vs Rice 11/05/19
FEWEST ASSISTS	5	vs Southern 12/09/20
	6	vs Florida 02/16/21
	6	at Ole Miss 01/11/20
	6	at Missouri 02/08/20
	7	vs Rice 11/05/19
FEWEST STEALS	0	vs Vanderbilt 01/15/20
	1	at Kentucky 02/09/21
	1	at LSU 01/08/20
	2	vs LSU 02/27/21
	2	at Georgia 02/29/20
FEWEST BLOCKS	0	vs Georgia 01/09/21
	0	Southern 12/09/20
	0	vs North Texas 11/12/19
	0	vs Austin Peay 12/03/19
	1	9x last vs Missouri 01/02/21
FEWEST TO	5	at Tennessee 01/06/21
	7	vs Lipscomb 12/05/20
	8	vs LSU 02/27/21
	9	vs Texas Tech 03/21/21
	9	vs Ole Miss 01/27/21
FEWEST FOULS	12	at Tennessee 01/06/21
	12	vs Central Arkansas 12/12/20
	14	vs LSU 03/13/21
	14	at South Carolina 03/02/21
	15	4x last at Texas A&M 03/07/20

MUSS TEAMS IN THE NCAA/CONFERENCE STATS	2015-16	2016-17	2017-18	2018-19	2019-20
3-pt FG Att	176 / 8	37 / 2	29 / 2	51 / 2	115 / 5
A-Turnover Ratio	232 / 9	13 / 1	2 / 1	15 / 1	140 / 4
Assists/Gm	220 / 9	32 / 1	27 / 2	75 / 3	226 / 10
Blocks/Gm	7 / 1	64 / 3	74 / 2	100 / 2	84 / 9
Def Reb/Gm	19 / 1	31 / 2	92 / 6	31 / 2	287 / 12
Fewest Fouls	342 / 11	105 / 3	253 / 9	184 / 6	322 / 12
Fewest TO	335 / 11	59 / 1	24 / 1	21 / 1	59 / 1
FG Pct	251 / 9	146 / 5	60 / 3	68 / 4	147 / 6
FG Pct Defense	28 / 2	120 / 7	140 / 4	42 / 3	169 / 12
FT Attempts	2 / 1	13 / 1	16 / 2	16 / 1	8 / 2
FT Made	1 / 1	24 / 2	9 / 2	17 / 1	3 / 1
FT Pct	43 / 2	159 / 6	66 / 2	167 / 6	102 / 6
Off Reb/Gm	76 / 2	132 / 3	255 / 7	205 / 6	325 / 14
Fouls/Gm	275 / 8	35 / 1	95 / 1	126 / 3	311 / 11
Reb Margin	4 / 2	72 / 1	232 / 81	97 / 3	342 / 14
Scoring Defense	177 / 5	151 / 6	191 / 6	55 / 1	185 / 9
Scoring Margin	117 / 5	39 / 1	27 / 1	9 / 1	70 / 4
Scoring Offense	113 / 5	37 / 1	18 / 2	28 / 1	56 / 5
Steals/Gm	98 / 3	262 / 8	174 / 6	172 / 4	41 / 1
3 Pt FG Defense	59 / 2	18 / 2	20 / 1	113 / 3	1 / 1
3 PT FG/Game	323 / 11	33 / 2	31 / 3	74 / 3	143 / 4
3 PT FG Pct	314 / 11	42 / 1	26 / 2	155 / 6	175 / 5
3 PT FGM	251 / 9	22 / 2	15 / 2	59 / 2	129 / 4
Total Assists	112 / 2	30 / 2	10 / 1	69 / 2	251 / 10
Total Blocks	3 / 1	50 / 3	44 / 1	88 / 2	81 / 7
Total Rebounds	2 / 1	25 / 3	44 / 2	63 / 2	306 / 14
Total Rebs/Gm	18 / 1	41 / 1	171 / 6	72 / 4	322 / 14
Total Steals	40 / 3	208 / 9	85 / 2	157 / 4	34 / 1
Turnover Margin	184 / 5	169 / 7	22 / 2	22 / 1	9 / 1
Turnovers Forced	154 / 5	306 / 10	191 / 6	127 / 3	29 / 1
Fewest TO/Gm	208 / 7	26 / 2	4 / 1	13 / 1	47 / 1
W-L Pct	93 / 3	17 / 1	17 / 1	7 / 1	89 / 5





**MOSES  
MOODY**

@moses\_moody3  
@moses.2m

**5**

6 / Fr. | 6-6 | 205

Little Rock, Ark. | Montverde (Fla.) Academy

• 2021 1st Team All-SEC (AP & Coaches)  
• 2021 SEC All-Freshman Team (Coaches)  
• 2021 SEC MBB Community Service Team

• 2021 SEC Freshman of the Year (Coaches)  
• 2021 SEC Newcomer of the Year (AP)  
• 3x SEC Freshman of the Week

• Born May 31, 2002 in Little Rock  
• Consensus 4-star ... MaxPreps HS HM All-American ... Rated 37th (247Sports), 42nd (ESPN), 53rd (Rivals)  
• Serves on Arkansas Athletics' African American S-A Leadership Council and SAAC.  
• Parents: Kareem and Rona Moody

## MADE THE AD'S HONOR ROLL (GPA BETWEEN 3.5-3.99) FOR FALL 2020

- Leads the team, ranks 3rd in the SEC and 4TH AMONG NCAA FRESHMEN in scoring
- 1 OF 3 NCAA FRESHMEN AVERAGING OVER 15.0 POINTS AND 5.0 REBOUNDS.
- THE ONLY PLAYER IN THE SEC to average at least 17.0 points and 5.0 rebounds
- 1 OF 2 PLAYERS IN THE SEC among the league's top 20 in : PPG (3rd) • FG% (8th) • 3PT% (12th) • FT% (11th) • RPG (17th).
- 1 OF 3 PLAYERS IN THE SEC shooting at least: 42% FG, 35% 3PT AND 80% FT

- Ranks 9th in the NCAA / 3rd in the SEC in FT Made (138)
- Set the UA freshman record for FT Made (138) and Attempted (171) in 30 gms - previous Kareem Reid (116-169 in 1995-96 - 33 gms).
- Was 16-of-19 at the line in the Alabama win ... 16 makes ties for 6th-most by a Hog in a game - 3rd-most in an SEC game ... 19 attempts tie for 7th-most by a Hog in a game - 3rd most in an SEC game.
- Double figure points in 26 of 20 games (single-digits: 6 at UT, 5 vs AUB & 5 vs Ole Miss, 5 vs Mizzou)
- Led the team in scoring 11x, led the team in rebounding 8x and led the team in scoring & rebounding in the same game 4x.
- Named SEC Freshman of the Week and College Sports Madness SEC Player of the Week (Dec. 7)
- Named College Sports Madness SEC Player of the Week (Feb. 15)
- Named back-to-back SEC Freshman of the Week (Mar. 1 and Mar. 8)
- Leads the team in Plus-Minus at +314 (next closest is Justin Smith at +274).
- Had 21 deflections in two games at the SEC Tournament (11 vs Mizzou and 10 vs LSU) ... Had 11 deflections in two games (at Missouri and vs Mississippi State) - TIED FOR THE TEAM LEAD IN DEFLECTIONS with 155
- Second on the team in drawing charges with 13 - took five vs Mizzou in the SEC quarterfinal.

**DURING 12-GM SEC WIN STREAK : Team-Best 16.3 ppg — 2nd-Best 5.9 Rebs — Team-Best 36.7 (22-600) 3PT% — 24 assists / 10 BLKS / 12 steals**

## 2020-21 HIGHLIGHTS

- Scored 19 in his collegiate debut — making 9-of-10 from the free throw line ... Added three steals
- Named SEC Freshman of the Week / College Sports Madness SEC Player of the Week (Dec. 7) ... Averaged 21 points and 8.5 rebounds in wins over UT Arlington and Lipscomb ... Was 14-of-20 from the field - including 4-of-6 from 3-point range - while going 10-of-13 at the free throw line ... Had game highs with 24 points and nine rebounds versus UTA (first Hog frosh since Bobby Portis in 2014 to have at least 24 and nine in a game ... Followed that with an 18-point, eight-rebound performance versus Lipscomb. Moody made 7-of-his-8 shots, including 2-of-3 from 3-point range
- Stuffed the stat sheet versus Central Arkansas with 15 points, seven rebounds, three assists, two steals and a blocked shot
- Led all scorers with 21 points in the Abilene Christian win
- Tied for the team lead with six rebounds at Auburn ... Scored 16 points, including two early 3-pointers to set the tone in the win
- Recorded his first career double-double versus Mizzou (1/2) with 18 points and career-high 10 rebounds ... Made a season-high four 3-pointers
- Scored 25 points in the win over Georgia ... Had a team-best and season-best 11 deflections
- Had 18 points at LSU, including 13 in the second half to help Arkansas outscore the Tigers in the period ... Added six rebounds (four offensive)
- Led the team in both points - career-high 28 - and rebounds - season's second-best total of nine - at Alabama ... Scored 14 of Arkansas' first 15 points ... His 25 field goal attempts were the most by a Razorback since 2010 and ties for fourth-most by a Razorback in an SEC game
- Only scored five points in the win over Auburn and was 0-of-4 from 3-point range ... However, all five came in the final nine minutes of the game ... With the game tied at 56, got an offensive rebound and put-back to give Arkansas a lead it would not relinquish ... Sealed win with a defensive rebound with three seconds left
- Scored a game-high 26 points (13 in each half) at Vanderbilt with a team-best eight rebounds
- Made 8-of-13 shots for 17 points (11 in the second half) at Oklahoma State
- Led the team in scoring with 13 points versus Mississippi State, adding seven rebounds and two steals ... Scored 11 of the team's 28 first-half points
- Had 12 points at Kentucky and tied for the team lead with seven rebounds ... Only played nine minutes with three points and two rebounds in first half ... Played all 20 minutes of the second half with 11 points (3-of-5 3PT) with five rebounds
- At Missouri, scored Arkansas' first seven points but picked up two early fouls to sit most of the period ... Played the final 25 minutes of the game and made two big plays in overtime to get the win ... Had an assist to give Arkansas the lead with 58 seconds left, had a steal and followed by two free throws with 12 seconds left to go up three
- Struggled a little vs Florida but finished with 14 points thanks to 6-of-7 at the free throw line ... Added three assists, a steal and two blocked shots ... Was 6-of-6 at the line inside the final 1:40
- Named SEC Freshman of the Week (3/1) in wins over the top two teams in the league as he averaged 21.0 points and 6.5 rebounds while setting career highs in both games for assists and had a career-high for blocked shots. ... Scored a game-high 24 in the Alabama win, (16-of-19 at the free throw line) ... added then career highs in assists (4) ... Tied career high with blocked shots (3) ... Then pumped in 18 in the LSU win as he set a career high in assists (5) with eight rebounds
- Named SEC Freshman of the Week (3/8) for the second straight week ... He tied his career high by scoring 28 points in both wins while shooting 63 percent from the field and 52.9 percent from 3-point range (tying his career-high with four triples at USC only to top it with five versus Texas A&M) while playing 70 minutes with zero turnovers ... At South Carolina, tied a career highs in points (28), FG Made (10) and 3's Made (4) ... Had 17 first-half points, making 7-of-11 from the field and three 3-pointers ... Perhaps saved his best for last in the season finale win over Texas A&M ... Once again tied his career high with 28 points while making a career-high five 3-pointers (5-of-8) ... Added five rebounds, two assists and two steals ... Made a huge block with 1:30 left and the game tied - A&M looked to have a dunk but Moody blocked it at the rim.
- Only scored five points (2-of-6 shooting) in the SEC tourney win over Mizzou ... HOWEVER, was superb in all other facets of the game ... Tied for the team lead in rebounds (8), had a team-best 11 deflections, TOOK FIVE CHARGES.
- For the third time in four games, tied is career high with 28 points versus LSU in the SEC semifinal ... Also led the team in rebounds (9) with two steals and 10 deflections

## "He Beat the Streets"

An excerpt from an original poem by Moses Moody first performed for his senior speech at Montverde Academy Feb. 20, 2020.

When you see me, what's your first impression?

Are you willing to learn this lesson or are you distracted by my complexion?

An impoverished black male making his way out of the streets

Is the equivalent to a flower blooming through the concrete.

Full video:

<https://www.youtube.com/watch?v=oUSnmc7XhNM>

## RAZORBACK FRESHMEN TO LEAD THE TEAM IN SCORING

George Kok	1944-45	18.7 ppg
Scotty Thurman	1992-93	17.4 ppg
Joe Johnson	1999-00	16.0 ppg
Jonathon Modica	2002-03	11.5 ppg
Patrick Beverley	2006-07	13.9 ppg
<b>MOSES MOODY</b>	<b>2020-21</b>	<b>17.1 ppg</b>

## RECORD WATCH

### Arkansas Freshman Scoring Average:

George Kok	18.7 ppg
<b>Moses Moody</b>	<b>17.1 ppg</b>

### Arkansas Freshman Points:

Scotty Thurman	540 (31 gm)
<b>Moses Moody</b>	<b>514 (30 gm)</b>

### Arkansas Freshman FT Made:

<b>Moses Moody</b>	<b>138 (30 gm)</b>
Kareem Reid	116 (33 gm)

### Arkansas Freshman FT Att:

<b>Moses Moody</b>	<b>171 (30 gm)</b>
Kareem Reid	169 (33 gm)





## MOSES MOODY HONORS:

- ▲ Second team All-American (Andy Katz NCAA March Madness)
  - ▲ Kyle Macy National Freshman of the Year Finalist
  - ▲ USBWA All-District VII
  - ▲ NABC first team All-District 20
  - ▲ SEC Freshman of the Year (Coaches)
  - ▲ SEC Newcomer of the Year (Media)
  - ▲ First team All-SEC (Coaches)
  - ▲ First team All-SEC (AP)
  - ▲ First team All-SEC (USA TODAY Sports Network)
  - ▲ SEC All-Freshman Team
  - ▲ A 3x SEC Freshman of the Week
  - ▲ SEC Men's Basketball Community Service Team
- 1st Razorback since Bobby Portis (2015) to earn second team All-America. Moody is the 31st Razorback to earn an All-American honor; 3rd consecutive year a Hog has done so.
  - 1st Razorback freshman to be AP first team All-SEC
  - 2nd Razorback frosh to be first team All-SEC (Coaches), joining Scotty Thurman (1993)
  - 2nd Razorback to be Coaches SEC Freshman of the Year, joining Patrick Beverley (2007)
  - 3rd Razorback to be AP SEC Newcomer of the Year, joining Patrick Beverley (2007) and Joe Johnson (2000)
  - 9th Razorback (11 total honors) to be a consensus first team All-SEC pick. (Scotty Thurman and Corliss Williamson were two-time, consensus first team All-SEC. This is the third straight year Arkansas has produced a consensus first team All-SEC selection.)
  - 11th Razorback (15 total honors) to earn first-team All-SEC (Coaches)
  - 11th Razorback (13 total honors) to earn first-team All-SEC (Media)
  - 19th Razorback on the SEC All-Freshman team.



### MOSES MOODY 2020-21 GAME STATS

Opponent	Date	GS	Min	FG	FGA	Pct	3FG	3A	Pct	FT	FTA	Pct	O	D	Tot	Avg	PF	FO	A	TO	Blk	Stl	Pts	Avg	
MISSISSIPPI VALLEY	11/25/20	*	24	3	12	.250	1	6	.167	9	10	.900	2	1	3	3.0	3	0	2	0	0	3	16	16.0	
NORTH TEXAS	11/28/20	*	29	2	9	.222	1	4	.250	6	6	1.000	1	1	2	2.5	1	0	1	1	1	3	11	13.5	
UT ARLINGTON	12/02/20	*	32	7	12	.583	2	3	.667	8	10	.800	3	6	9	4.7	3	0	1	2	0	0	24	17.0	
LIPSCOMB	12/05/20	*	24	7	8	.875	2	3	.667	2	3	.667	3	5	8	5.5	2	0	3	1	0	1	18	17.3	
SOUTHERN U.	12/09/20	*	26	5	10	.500	2	4	.500	0	0	.000	3	2	5	5.4	1	0	2	2	1	0	12	16.2	
CENTRAL ARKANSAS	12/12/20	*	35	6	11	.545	3	7	.429	0	0	.000	0	7	7	5.7	1	0	3	1	1	2	15	16.0	
ORAL ROBERTS	12/20/20	*	28	7	12	.583	1	4	.250	3	6	.500	4	3	7	5.9	1	0	1	2	1	1	18	16.3	
ABILENE CHRISTIAN	12/22/20	*	37	6	10	.600	3	5	.600	6	8	.750	3	1	4	5.6	1	0	2	0	2	0	21	16.9	
at Auburn	12/30/20	*	39	4	11	.364	2	6	.333	6	6	1.000	2	4	6	5.7	2	0	1	2	0	2	16	16.8	
MISSOURI	01/02/21	*	39	4	15	.267	4	8	.500	6	10	.600	4	6	10	6.1	4	0	1	1	1	2	18	16.9	
at Tennessee	01/06/21	*	37	1	8	.125	1	4	.250	3	3	1.000	0	2	2	5.7	4	0	1	0	0	0	6	15.9	
GEORGIA	01/09/21	*	38	9	15	.600	2	6	.333	5	5	1.000	2	2	4	5.6	2	0	2	1	0	1	25	16.7	
at LSU	01/13/21	*	36	7	18	.389	1	5	.200	3	4	.750	5	1	6	5.6	4	0	2	3	0	2	18	16.8	
at Alabama	01/16/21	*	35	10	25	.400	3	7	.429	5	5	1.000	3	6	9	5.9	2	0	1	2	0	0	28	17.6	
AUBURN	01/20/21	*	32	2	9	.222	0	4	.000	1	2	.500	1	4	5	5.8	2	0	2	2	1	1	5	16.7	
at Vanderbilt	01/23/21	*	35	10	16	.625	1	4	.250	5	5	1.000	3	5	8	5.9	2	0	2	2	1	0	26	17.3	
OLE MISS	01/27/21	*	19	1	3	.333	0	1	.000	3	5	.600	1	0	1	5.6	3	0	2	3	1	0	5	16.6	
at Oklahoma State	01/30/21	*	32	8	13	.615	1	3	.333	0	1	.000	0	4	4	5.6	0	0	1	1	0	0	17	16.6	
MISSISSIPPI STATE	02/02/21	*	38	4	12	.333	1	4	.250	4	4	1.000	3	4	7	5.6	4	0	1	3	0	2	13	16.4	
at Kentucky	02/09/21	*	29	4	9	.444	4	6	.667	2	2	1.000	1	6	7	5.7	3	0	0	0	0	1	14	16.3	
at Missouri	02/13/21	*	34	4	7	.571	2	4	.500	6	6	1.000	0	5	5	5.7	4	0	1	4	2	2	16	16.3	
FLORIDA	02/16/21	*	36	3	14	.214	2	7	.286	6	7	.857	1	4	5	5.6	0	0	3	3	0	1	14	16.2	
ALABAMA	02/24/21	*	39	3	12	.250	2	5	.400	16	19	.842	1	4	5	5.6	2	0	4	1	3	1	24	16.5	
LSU	02/27/21	*	36	3	14	.214	1	5	.200	11	14	.786	3	5	8	5.7	1	0	5	1	0	0	18	16.6	
at South Carolina	03/02/21	*	34	10	15	.667	4	9	.444	4	4	1.000	0	7	7	5.8	3	0	2	0	0	2	28	17.0	
TEXAS A&M	03/06/21	*	36	9	15	.600	5	8	.625	5	6	.833	3	2	5	5.7	2	0	2	0	1	2	28	17.5	
vs Missouri	03/12/21	*	39	2	6	.333	0	3	.000	1	1	1.000	4	4	8	5.8	2	0	0	4	1	0	5	17.0	
vs LSU	03/13/21	*	39	8	16	.500	4	10	.400	8	12	.667	3	6	9	5.9	4	0	1	3	0	2	28	17.4	
vs Colgate	03/19/21	*	35	4	8	.500	1	4	.250	3	5	.600	0	1	1	5.8	3	0	0	1	0	1	12	17.2	
vs Texas Tech	03/21/21	*	39	6	11	.545	2	6	.333	1	2	.500	2	4	6	5.8	2	0	1	1	0	0	15	17.1	
Totals			30	1011	159	356	.447	58	155	.374	138	171	.807	61	112	173	5.8	68	0	50	47	17	32	514	17.1

### MOSES MOODY CAREER STATISTICS

Year	GP	GS	Min	Avg	FG	FGA	Pct	3FG	3FGA	Pct	FT	FTA	Pct	Off	Def	Tot	Avg	PF	FO	Ast	TO	Blk	Stl	Pts	Avg
2020-21	30	30	1011	33.7	159	356	.447	58	155	.374	138	171	.807	61	112	173	5.8	68	0	50	47	17	32	514	17.1

### TOP SCORING FROSH IN NCAA

1. Cameron Thomas - LSU	22.6 ppg
2. Cade Cunningham - Oklahoma St.	20.2 ppg
3. Rayshon Harrison, Presbyterian	17.2 ppg
4. <b>MOSES MOODY - ARKANSAS</b>	<b>17.1 ppg</b>
5. Evan Mobley - Southern Cal	16.8 ppg

### DOUBLE-DOUBLES (1)

FROSH	(1)
01/03/21 - MISSOURI	18 pts 10 reb

• Led the Razorbacks in Pts:.....	11
• Led the Razorbacks in Rebs: .....	8
• Led Razorbacks in Pts & Rebs Same Gm:.....	4
• CAREER: Double-figure Pts:.....	26
Double-figure Rebs:.....	1
20-pt gms:.....	9
Gms with a 3PT FG: .....	27
Gms with 3+ 3PT FG: .....	8
Gms with 3+ Steals:.....	2
Gms with 3+ Assists:.....	5
Gms with 5+ Rebs:.....	21

### WHERE MOODY RANKS

Category	NCAA	SEC	TEAM
FT Made (138)	9th	3rd	1st
FT Att (171)	10th	2nd	1st
Total Points (487)	20th	2nd	1st
Total Minutes (1010:19)	14th	2nd	1st
Scoring (17.1)	103rd	3rd	1st
Total FG Att (356)	50th	5th	1st
Total FG Made (159)	60th	6th	1st
FT% (.807)	139th	11th	1st
Minutes/Gm (33:41)	180th	7th	1st
Total 3's Made (58)	99th	5th	1st
3PT FG% (.374)	--	12th	1st
3PT Made/Game (1.93)	263rd	12th	1st
Total Rebounds (173)	155th	10th	2nd
FG% (.447)	212th	8th	2nd
3PT FG Att (155)	99th	8th	2nd
Offensive Rebounds (2.03)	250th	17th	2nd
Rebounds/Gm (5.7)	--	17th	2nd
Total Blocks (17)	340th	23rd	2nd
Total Steals (32)	251st	18th	4th

### PERSONAL BESTS

<b>POINTS</b>	
Season: 28 (4x)	last vs LSU (03/13/21)
SEC: 28 (3x)	last vs Texas A&M (03/06/21)

<b>FG MADE</b>	Season: 10 (3x) last at South Carolina (03/02/21)
SEC: 10 (3x) last at South Carolina (03/02/21)	

SEC:	10 (5x)	last at South Carolina (03/02/21)
<b>FG ATTEMPTED</b>		
Season:	25	at Alabama (01/16/21)
SEC:	25	at Alabama (01/16/21)

SEC:	23	at Alabama (01/10/21)
<b>3-POINT FG MADE</b>		
Season:	5	vs Texas A&M (03/06/21)
SEC:	5	vs Texas A&M (03/06/21)

SEC:	9	VS Texas A&M (03/06/21)
<b>3-PT FG ATTEMPTS</b>		
Season:	9	last at South Carolina (03/02/21)
SEC:	9	last at South Carolina (03/02/21)

SEC:	9	last at South Carolina (03/02/21)
<b>FT MADE</b>		
Season:	16	vs Alabama (02/24/21)
SEC:	16	vs Alabama (02/24/21)

SEC: 18	VS Alabama (02/24/21)
<b>FT ATTEMPTED</b>	
Season: 19	vs Alabama (02/24/21)
SEC: 18	vs Alabama (02/24/21)

SEC:	19	VS Alabama (02/24/21)
<b>REBOUNDS</b>		
Season:	10	vs Missouri (01/02/21)
SEC:	10	vs Missouri (01/02/21)

SEC:	10	VS MISSOURI (01/02/21)
<b>ASSISTS</b>		
Season:	5	vs LSU (02/27/21)
SEC:	5	vs LSU (02/27/21)

SEC:	3	VS LSU (02/21/21)
<b>STEALS</b>		
Season:	3 (2x)	last vs North Texas (11/28/20)
SEC:	2 (5x)	last at Missouri (02/13/21)

SEC:	2 (JA)	last at Missouri (02/13/21)
<b>BLOCKED SHOTS</b>		
Season:	3	vs Alabama (02/24/21)
SFC:	3	vs Alabama (02/24/21)

SEC:	39:18	vs Alabama (02/24/21)
<b>MINUTES</b>		
Season:	39:26	vs Missouri (03/12/21)
SFC:	39:18	vs Alabama (02/24/21)

# JUSTIN SMITH

Gr.Sr. / F / 6-7 / 230

Buffalo Grove, Ill. / Indiana Univ.



@justinsmith3\_

@justinsmith3\_

• 2021 2nd Team All-SEC (USA TODAY Sports Network) •  
• Named to Seth Davis' ALL-GLUE Team

- Born: Mar. 1, 1999 in Highland Park, Ill.
- Parents: Edward and Lucy Smith
- Graduated in just 3 years from Indiana's Kelley School of Business (B.S.B.) - Spring of 2020
- Pursuing his master's in operations management at the University of Arkansas.

## MADE THE AD'S HONOR ROLL (GPA BETWEEN 3.5-3.99) FOR FALL 2020

- Rated the 11th-best Graduate Transfer in the Nation by TheStadium.com.
- Played in all of Indiana's 98 games (with 73 starts) in his three years ... Earned 2019 Academic All-Big Ten.
- Injured his right ankle in the first half at Auburn (Dec. 30) ... Had surgery Jan. 1 ... Missed the Mizzou, Tennessee, Georgia and LSU games (Team was 1-3) ... **Returned to the lineup 15 days later to start at Alabama BUT WAS STILL LIMITED.**
- **Arkansas is 23-3 with Smith in the starting lineup (one of those losses was his return at Alabama)**
- **40th NCAA / 2nd SEC in field goal percentage (.550) ... thanks to a team-best 31 dunks.**
- **38th NCAA / 2nd in the SEC in off rebs (3.08)**

- Leads the team and 7th in the SEC in rebounding (7.0 avg.) ...
- Tied for team lead with 155 deflections ... Has the team's 2 BEST, single-game deflection totals this year: 15 (FLA) & 14 (UNT) ... 10 each vs Bama and LSU

## 2020-21 HIGHLIGHTS:

• Scored Arkansas' first points of the 2020-21 season ... Finished with 13 versus Mississippi Valley and tied career high with three steals • Led the Razorbacks with 18 points and 14 deflections versus North Texas, making 2-of-3 from 3-point range • Tied for the team lead with nine rebounds, including six offensive boards, versus UTA • Had two dunks versus Southern — Both making ESPN's Top 10 Plays • Posted **double-double versus Oral Roberts** ... Led all players with a **season-high 22 points** and a **career-high 17 rebounds**, including 10 offensive boards ... **First Razorback with at least 22 points and 17 rebounds since Nick Davis (Nov. 21, 1997)** • Followed that with a 10-rebound performance versus Abilene Christian • Only played 11:47 in the first half at Auburn before exiting with an ankle injury but had four points, four rebounds and an assist • In his first fully-healthy game since the surgery, had 12 points and seven rebounds at Vanderbilt ... Had five offensive boards (team had 11) • Led Arkansas in points (18), rebounds (7) and assists (4) at Oklahoma State ... **tied career-high with four assists** • Tallied his **second double-double of the year** with 10 points and 10 rebounds versus Mississippi State ... Scored all 10 points in the second half ... Tied a season high with seven defensive boards • At Missouri, he led the team in both scoring (19) and rebounds (6) ... Struggled early with his only points being two free throws in the first half — **which put him over 1,000 for his career** ... He scored 11 second-half points and six of the team's 13 points in overtime ... He made both field goals in OT and made two free throws with three seconds left to seal the win ... Made a career-high six free throws • Posted the **team's best deflection total of the year with 15** versus Florida ... Had a **career-high five steals** and tied his **career-high with four assists** ... Was 7-f-9 from the field and scored 15 points • Recorded his **third double-double of the year** in the win over Alabama ... Scored 11 of his 12 points in the second half and had seven of his 12 rebounds in the frame ... Had three dunks in the game • For the second straight game, posted a **double-double — his fourth of the year** — with a team-best 19 points and 10 rebounds ... Helped the Hogs out-score the Tigers 51-38 in the second half as 12 of his 19 came in the period, making 5-of-6 shots and both free throws ... Added 10 deflections • Had his third-straight impressive performance at South Carolina ... **Tied his season high with 22 points**, which is his best in an SEC game, and he tied a career high with six free throws made ... His eight field goals made were his best in an SEC game ... Tied for the team lead with eight rebounds • Only scored 11 in the season finale versus Texas A&M, but had nine in the second half (4-of-5 shooting) in the second half as the Hogs completed a come-from-behind win ... **Played all 40 minutes** • In SEC quarters vs Mizzou, had 16 pts, tied for team-high 8 rebs, with 3 assists, two steals, a blocked shot and he took two charges ... Was 6-of-7 shooting in the 2nd half with 13 of 16 point and ALL 8 REBOUNDS • In the SEC semis vs LSU, had 21 points (10-of-13 shooting) with seven boards and two assists ... Scored 15 of 21 pts in second half (7-of-9 shooting) • **Played all 40 minutes** vs Colgate in the NCAA, had a **career-high 27 points** — going a **career-best 11-of-13 at the free throw line** — and 12 rebounds for his **fifth double-double of the year** and fourth in the last 11 games ... **Tied his career-high with five steals** and added two blocked shots to become just the second player to record 27-plus points, 12-plus rebounds, 5-plus steals and 2-plus blocks in an NCAA Tournament game, joining Kansas great Danny Manning in the 1988 championship game • Led the team with 20 points (9-of-11 shooting) with six rebounds.

WITH "HEALTHY" SMITH LAST 16 GAMES: ARK IS 13-2  
AVERAGES 15.6 ppg 7.4 rpg 2.2 apg 60.8 FG%

## FOUR DOUBLE-DOUBLES

- Double-Digit Points 15x — 5+ rebounds 14x — 2+ assists 12x
- Career-high 27 points vs Colgate; Added 20 vs Texas Tech
- Career-high 5 steals vs Florida and Colgate
- led team in Pts and Rebs at Okla State and vs Colgate
- Then SEC-best 19 pts vs LSU followed by SEC-best 22 at USC
- 1st HALF: team 3rd-best 5.3 ppg 46.6 FG% 3.8 RPG 7 STL
- 2nd HALF: team-best 9.9 ppg 70.8 FG% 3.6 RPG 13 STL

## DOUBLE-DOUBLES (9)

^ back-to-back games

FRESHMAN	(1)
11/12/17 • HOWARD	16 pts 12 reb
SOPHOMORE	(2)
01/22/19 • at Northwestern	10 pts 12 reb
02/02/19 • at Michigan St	13 pts 10 reb
JUNIOR	(1)
12/13/19 • NEBRASKA	16 pts 10 reb
SENIOR	(5)
12/20/20 • ORAL ROBERTS	22 pts 17 reb
02/02/21 • MISSISSIPPI STATE	10 pts 10 reb
02/24/21 • ALABAMA	11 pts 12 reb
02/27/21 • LSU	19 pts 10 reb
03/19/21 • vs Colgate	27 pts 12 pts

- Scored 1,000th Point at MIZZOU (02/13/21)
- Grabbed 500th career rebound vs MISS (1/27)
- Led his team in Pts: ..... 11
- Led his team in Rebs: ..... 20
- CAREER: Double-figure Pts: ..... 54
- 20-pt gms: ..... 8
- Double-figure Rebs: ..... 11

## PERSONAL BESTS

POINTS	
Season: 27	vs Colgate (03/19/21)
Career: 27	vs Colgate (03/19/21)
SEC: 22	at South Carolina (03/02/21)

FG MADE	
Season: 10	vs LSU (03/13/21)
Career: 11	vs Western Illinois (11/05/19)
SEC: 8	at South Carolina (03/02/21)

FG ATTEMPTED	
Season: 20	vs Oral Roberts (12/20/20)
Career: 20	vs Oral Roberts (12/20/20)
SEC: 12 (2x)	last at South Carolina (03/02/21)

3-POINT FG MADE	
Season: 2	vs North Texas (11/28/20)
Career: 3	vs Michigan State (03/02/19)
SEC: 1 (3x)	last vs LSU (02/27/21)

3-PT FG ATTEMPTS	
Season: 3 (3x)	last vs Oral Roberts (12/20/20)
Career: 9	vs Oral Roberts (12/20/20)
SEC: 3	at Missouri (02/13/21)

FT MADE	
Season: 11	vs Colgate (03/19/21)
Career: 11	vs Colgate (03/19/21)
SEC: 6 (2x)	last at South Carolina (03/02/21)

FT ATTEMPTED	
Season: 13	vs Colgate (03/19/21)
Career: 13	vs Colgate (03/19/21)
SEC: 7 (2x)	last at South Carolina (03/02/21)

REBOUNDS	
Season: 17	vs Oral Roberts (12/20/20)
Career: 17	vs Oral Roberts (12/20/20)
SEC: 12	vs Alabama (02/24/21)

ASSISTS	
Season: 4 (2x)	last vs Florida (02/16/21)
Career: 4 (3x)	last vs Florida (02/16/21)
SEC: 4	vs Florida (02/16/21)

STEALS	
Season: 5 (2x)	last vs Colgate (03/19/21)
Career: 5 (2x)	last vs Colgate (03/19/21)
SEC: 5	vs Florida (02/16/21)

BLOCKED SHOTS	
Season: 2 (2x)	last vs Florida (02/16/21)
Career: 3	at Michigan State (02/02/19)
SEC: 2	vs Florida (02/16/21)

MINUTES	
Season: 40:00 (2x)	last vs Colgate (03/19/21)
Career: 40:17	vs Nebraska (12/13/19)
SEC: 40:00	vs Texas A&M (03/06/21)

## JUSTIN SMITH 2020-21 GAME STATS

Opponent	Date	GS	Min	FG	FGA	Pct	3FG	3A	Pct	FT	FTA	Pct	O	D	Tot	Avg	PF	FO	A	TO	Blk	Stl	Pts	Avg	
MISSISSIPPI VALLEY	11/25/20	*	20	6	9	.667	0	0	.000	1	3	.333	3	1	4	4.0	0	0	2	0	0	3	13	13.0	
NORTH TEXAS	11/28/20	*	36	7	13	.538	2	3	.667	2	6	.333	3	3	6	5.0	2	0	1	2	1	3	18	15.5	
UT ARLINGTON	12/02/20	*	35	4	15	.267	0	2	.000	3	4	.750	6	3	9	6.3	3	0	2	2	0	1	11	14.0	
LIPSCOMB	12/05/20	*	18	3	5	.600	0	1	.000	3	4	.750	1	5	6	6.3	1	0	0	2	1	0	9	12.8	
SOUTHERN U.	12/09/20	*	27	4	9	.444	0	1	.000	3	6	.500	3	1	4	5.8	1	0	2	2	1	0	11	12.4	
CENTRAL ARKANSAS	12/12/20	*	27	6	14	.429	0	3	.000	0	0	.000	1	3	4	5.5	4	0	1	2	2	0	12	12.3	
ORAL ROBERTS	12/20/20	*	39	9	20	.450	0	3	.000	4	5	.800	10	7	17	7.1	2	0	0	3	1	2	22	13.7	
ABILENE CHRISTIAN	12/22/20	*	25	1	6	.167	0	0	.000	2	2	1.000	3	7	10	7.5	3	0	0	1	0	1	4	12.5	
at Auburn	12/30/20	*	12	2	3	.667	0	0	.000	0	2	.000	1	3	4	7.1	1	0	1	1	0	0	4	11.6	
MISSOURI	01/02/21	DNP-Inj																							
at Tennessee	01/06/21	DNP-Inj																							
GEORGIA	01/09/21	DNP-Inj																							
at LSU	01/13/21	DNO-Inj																							
at Alabama	01/16/21	*	18	2	4	.500	0	0	.000	1	2	.500	1	0	1	6.5	2	0	1	3	0	1	5	10.9	
AUBURN	01/20/21	*	27	5	11	.455	0	0	.000	0	0	.000	4	1	5	6.4	2	0	2	1	0	0	10	10.8	
at Vanderbilt	01/23/21	*	26	5	8	.625	0	0	.000	2	3	.667	5	2	7	6.4	2	0	2	1	1	1	12	10.9	
OLE MISS	01/27/21	*	30	4	8	.500	1	1	1.000	1	1	1.000	1	5	6	6.4	1	0	2	1	0	0	10	10.8	
at Oklahoma State	01/30/21	*	37	9	14	.643	0	0	.000	0	0	.000	4	3	7	6.4	3	0	4	4	0	0	18	11.4	
MISSISSIPPI STATE	02/02/21	*	36	5	8	.625	0	1	.000	0	0	.000	3	7	10	6.7	1	0	1	1	0	0	10	11.3	
at Kentucky	02/09/21	*	33	4	10	.400	0	1	.000	1	2	.500	1	3	4	6.5	4	0	3	0	0	2	9	11.1	
at Missouri	02/13/21	*	38	6	10	.600	1	3	.333	6	7	.857	1	5	6	6.5	2	0	3	0	0	2	19	11.6	
FLORIDA	02/16/21	*	37	7	9	.778	0	0	.000	1	2	.500	2	4	6	6.4	1	0	4	2	2	5	15	11.8	
ALABAMA	02/24/21	*	39	5	9	.556	0	0	.000	1	4	.250	5	7	12	6.7	2	0	2	3	1	1	11	11.7	
LSU	02/27/21	*	38	8	12	.667	1	2	.500	2	2	1.000	3	7	10	6.9	2	0	1	2	1	1	19	12.1	
at South Carolina	03/02/21	*	34	8	12	.667	0	0	.000	6	7	.857	1	7	8	7.0	1	0	2	1	0	1	22	12.6	
TEXAS A&M	03/06/21	*	40	5	8	.625	0	1	.000	1	4	.250	4	0	4	6.8	4	0	1	2	1	0	11	12.5	
vs Missouri	03/12/21	*	30	6	12	.500	0	1	.000	4	7	.571	3	5	8	6.9	5	1	3	5	1	2	16	12.7	
vs LSU	03/13/21	*	39	10	13	.769	0	0	.000	1	3	.333	4	3	7	6.9	2	0	2	5	1	0	21	13.0	
vs Colgate	03/19/21	*	40	8	16	.500	0	0	.000	11	13	.846	4	8	12	7.1	2	0	1	2	2	5	27	13.6	
vs Texas Tech	03/21/21	*	39	9	11	.818	0	0	.000	2	3	.667	3	3	6	7.0	2	0	2	1	1	0	20	13.8	
Totals			26	820	148	269	.550	5	23	.217	58	92	.630	80	103	183	7.0	55	1	45	49	17	31	359	13.8

## JUSTIN SMITH CAREER STATISTICS

Year	GP	GS	Min	Avg	FG	FGA	Pct	3FG	3FGA	Pct	FT	FTA	Pct	Off	Def	Tot	Avg	PF	FO	Asst	TO	Blk	Stl	Pts	Avg
2017-18 (IND)	31	9	463	14.9	82	149	.550	3	10	.300	33	49	.673	43	55	98	3.2	58	1	7	34	10	7	200	6.5
2018-19 (IND)	35	32	866	24.7	122	246	.496	7	32	.219	36	70	.514	61	95	156	4.5	84	1	28	65	15	22	287	8.2
2019-20 (IND)	32	32	971	30.3	127	258	.492	10	38	.263	70	104	.673	62	103	165	5.2	66	0	29	50	10	31	334	10.4
2020-21 (ARK)	26	26	820	31.5	148	269	.550	5	23	.217	58	92	.630	80	103	183	7.0	55	1	45	49	17	31	359	13.8
TOTAL	124	99	3120	25.2	479	922	.520	25	103	.243	197	315	.625	246	356	602	4.9	263	3	109	198	52	91	1180	9.5





# JD NOTAE

R-Jr. / 6' 6" / 195

Covington, Ga. / Jacksonville Univ.

@jdnotae

@dimebagnotae

1

## Bleacher Report National SIXTH MAN OF THE YEAR



## SEC Coaches SIXTH MAN OF THE YEAR

- Born: Oct. 27, 1998 in Covington, Ga.
- The 1st person to contact Notae when entered transfer portal was Coach Muss at Nevada ... When Muss came Arkansas, Notae came on official visit.
- Mother: Stacy Notae

- Rated the 29th-best "Sit-Out" Transfer in the Nation by ESPN.com for the 2020-21 season.
- Sat out the 2019-20 season at Arkansas due to NCAA transfer regulations.
- Was second team All-ASUN as a sophomore and ASUN Freshman of the Year.

Named the **Bleacher Report National Sixth Man of the Year** and the **SEC Coaches Sixth Man of the Year** ... Was Arkansas' first sub 14 minutes and Arkansas was 12-2 in those games ... **3rd on the team in scoring BUT leads the team in scoring 22.7 points per 40 minutes (Moody is second at 20.3 ppg).**

- Scored in double figures in 20 times this season ... Led team in scoring six times
- Lone start for the season came at home vs Auburn (1/20).

### 2020-21 HIGHLIGHTS:

• Had a game-high seven assists with five rebounds in the season opener • Had 16 points and six rebounds versus North Texas • Scored his 1,000th career point (5:09 of 2nd half) versus Central Arkansas ... Had a game-high 22 points, including 17 in the second half, adding three steals and six assists with just one turnover • Versus Oral Roberts, finished with 15 points, 5 rebounds, three assists and **tied career-high with three blocked shots** ... Made a then career-high seven free throws (7-of-8) • Scored 19 in the win over Abilene Christian, including 17 in the second half ... Made two key 3-pointers—one to put Arkansas up 12 with 3:05 left and hit another to seal the win 1:23 left • Scored 21 in the win at Auburn, including 19 in the second half ... Made a then career-high seven free throws and had a season-high four assists • Led the team with 19 points at Tennessee (season-best 63.6% shooting 7-of-11 FG) ... Added four rebounds and three assists • Led Arkansas and tied a season-high with 22 points at LSU, including 14 in the first half ... Scored nine points during a 12-0 run for the Hogs • Broke out of a three-game slump by leading the team with 19 points vs Ole Miss - 14 in the second half ... Only made four shots from the field but three were 3's ... **Had career-highs for free throws made (8)** and free throws attempted - tied (9) ... Added five rebounds for the second straight game • Scored 11 points at Kentucky, including eight in the first half and making 2-of-3 from deep in the period • Broke a mini slump with a 12-point performance in the Alabama win, making 2-of-4 from 3-point range ... His last triple gave Arkansas its largest lead (16 points with 5:22 left in the game) ... Added three assists (his most in 12 games) with two steals • Played his best overall game—including his best defensive game—in the win over LSU ... Scored 18 points while **tying a season-best with six rebounds (his most in an SEC game)** and two steals while taking his fourth charge of the season • **Trumped that performance the next time out** in the win at South Carolina with 21 points, five rebounds, five assists and five steals ... The 21 points and five assists both tie his best performances in an SEC game ... He became the **first Razorback to have at least 20-5-5 in a game since Kareem Reid** versus Louisville on **Dec. 9, 1997** (HogStats.com) • Only scored nine in the season finale versus Texas A&M but they all came in the second half (making 6-of-6 FT) as Arkansas completed the come-from-behind win ... Added four rebounds and three steals • In the SEC quarters, **had a season-best 27 points**—his best as a Hog and 4th-best overall in his career—with four assists and four rebounds • Added three steals in SEC semis vs LSU • Only made three 3's vs Colgate but all three were key and added three steals ... Down four, Notae scored six straight to put the hogs up two with 10:20 left ... With the game tied, made a triple and two free throws and Arkansas led the rest of the way ... Last 3 came with 3:21 left to put the game out of reach • Down 10 in the first half to Texas Tech, hit back-to-back 3-pointers to start a 20-8 run to end the first half and give Arkansas a 2-point lead ... Only scored once in the second, a free throw with 19 seconds for a 2-point lead ... Grabbed the final rebound on the offensive end to seal to win over the Red Raiders.

### JD NOTAE 2020-21 GAME STATS

Opponent	Date	GS	Min	FG	FGA	Pct	3FG	3A	Pct	FT	FTA	Pct	O	D	Tot	Avg	PF	FO	A	TO	Blk	Stl	Pts	Avg
MISSISSIPPI VALLEY	11/25/20	24	3	7	4.29	2	5	4.00	5	8	.625	2	3	5	5.0	4	0	7	1	0	0	13	13.0	
NORTH TEXAS	11/28/20	24	6	14	.429	2	8	.250	2	4	.500	2	4	6	5.5	2	0	3	3	0	1	16	14.5	
UT ARLINGTON	12/02/20	12	1	5	.200	1	3	.333	2	2	1.000	0	2	2	4.3	0	0	1	1	0	0	5	11.3	
LIPSCOMB	12/05/20	22	5	12	.417	2	7	.286	0	0	.000	1	3	4	4.3	5	1	1	3	0	0	12	11.5	
SOUTHERN U.	12/09/20	15	5	11	.455	2	8	.250	0	1	1.000	0	2	2	3.8	1	0	0	0	0	1	12	11.6	
CENTRAL ARKANSAS	12/12/20	27	8	18	.444	4	10	.400	2	2	1.000	0	2	2	3.5	1	0	6	1	1	3	22	13.3	
ORAL ROBERTS	12/20/20	30	4	13	.308	0	6	.000	7	8	.875	0	5	5	3.7	2	0	3	2	3	1	15	13.6	
ABILENE CHRISTIAN	12/22/20	21	6	12	.500	3	6	.500	4	4	1.000	0	2	2	3.5	3	0	1	3	0	1	19	14.3	
at Auburn	12/30/20	27	6	12	.500	2	6	.333	7	9	.778	0	3	3	3.4	1	0	2	2	2	4	21	15.0	
MISSOURI	01/02/21	31	6	18	.333	1	4	.250	6	7	.857	1	2	3	3.4	4	0	1	4	0	2	19	15.4	
at Tennessee	01/06/21	28	7	11	.636	2	4	.500	3	3	1.000	0	4	4	3.5	1	0	3	4	0	0	19	15.7	
GEORGIA	01/09/21	16	3	9	.333	3	4	.750	3	4	.750	0	0	0	3.2	1	0	2	0	0	0	12	15.4	
at LSU	01/13/21	26	8	20	.400	3	10	.300	3	4	.750	0	2	5	3.3	3	0	1	2	0	3	22	15.9	
at Alabama	01/16/21	18	2	7	.286	1	3	.333	0	2	.000	0	1	1	3.1	0	0	0	3	1	2	5	15.1	
AUBURN	01/20/21	*	10	0	5	.000	0	2	.000	2	2	1.000	0	1	1	3.0	0	0	2	1	1	2	14.3	
at Vanderbilt	01/23/21	22	2	10	.200	1	4	.250	0	0	.000	0	5	5	3.1	2	0	2	1	0	0	5	13.7	
OLE MISS	01/27/21	25	4	11	.364	3	6	.500	8	9	.889	0	5	5	3.2	0	0	2	1	0	1	19	14.0	
at Oklahoma State	01/30/21	28	4	12	.333	2	6	.333	3	4	.750	1	2	3	3.2	0	0	2	2	0	2	13	13.9	
MISSISSIPPI STATE	02/02/21	18	2	6	.333	0	2	.000	5	6	.833	0	3	3	3.2	0	0	2	3	0	1	9	13.7	
at Kentucky	02/09/21	25	3	11	.273	2	6	.333	3	4	.750	1	1	2	3.2	2	0	2	0	0	1	11	13.6	
at Missouri	02/13/21	13	1	5	.200	0	1	.000	0	0	.000	0	1	1	3.0	0	0	0	0	0	1	2	13.0	
FLORIDA	02/16/21	11	1	3	.333	0	0	.000	0	0	.000	0	1	1	3.0	0	0	1	1	1	0	2	12.5	
ALABAMA	02/24/21	16	4	9	.444	2	4	.500	2	5	.400	0	2	2	2.9	1	0	3	2	0	2	12	12.5	
LSU	02/27/21	32	5	15	.333	2	6	.333	6	9	.667	2	4	6	3.0	2	0	1	2	0	2	18	12.7	
at South Carolina	03/02/21	31	9	16	.563	3	8	.375	0	0	.000	0	5	5	3.1	1	0	5	3	0	5	21	13.0	
TEXAS A&M	03/06/21	28	1	6	.167	1	5	.200	6	6	1.000	0	4	4	3.2	1	0	2	2	0	3	9	12.9	
vs Missouri	03/12/21	32	9	16	.563	4	7	.571	5	6	.833	0	4	4	3.2	0	0	4	5	1	1	27	13.4	
vs LSU	03/13/21	26	4	14	.286	1	7	.143	0	0	.000	2	1	3	3.2	1	0	3	3	0	3	9	13.3	
vs Colgate	03/19/21	31	4	12	.333	3	8	.375	3	5	.600	1	4	5	3.2	1	0	2	1	0	3	14	13.3	
vs Texas Tech	03/21/21	23	2	11	.182	2	7	.286	1	2	.500	0	3	3	3.2	2	0	0	2	0	0	7	13.1	
Totals		1	692	125	331	.378	54	163	.331	88	116	.759	16	81	97	3.2	41	1	60	61	10	44	392	13.1

### JD NOTAE CAREER STATISTICS

Year	GP	GS	Min	Avg	FG	FGA	Pct	3FG	3FGA	Pct	FT	FTA	Pct	Off	Def	Tot	Avg	PF	FO	Ast	TO	Blk	Stl	Pts	Avg	
2017-18 (JACK)	28	28	879	31.4	159	388	.410	49	121	.405	65	93	.699	28	103	131	4.7	60	2	54	72	14	49	432	15.4	
2018-19 (JACK)	32	23	932	29.1	177	415	.427	62	194	.320	81	111	.730	29	168	197	6.2	76	4	109	106	14	52	497	15.5	
2019-20 - REDSHIRTED AT ARK (TRANSFER)																										
2020-21 (ARK)	30	1	692	23.1	125	331	.378	54	163	.331	88	116	.759	16	81	97	3.2	41	1	60	61	10	44	392	13.1	
TOTAL	90	52	2503	27.8	461	1134	.407	165	478	.345	234	320	.731	73	352	425	4.7	177	7	223	239	38	145	1321	14.7	

### TRIPLE-DOUBLES (1)

01/09/19 • at Kennesaw State **15-10-10**

### DOUBLE-DOUBLES (5)

**FRESHMAN (2)**  
11/26/17 • Gardner-Webb 17 pts 10 reb  
12/09/17 • Florida National 14 pts 10 reb

**SOPHOMORE (3)**  
01/05/19 • Lipscomb <sup>A</sup> 12 pts 13 reb  
01/09/19 • at Kennesaw State <sup>A\*</sup> 15 pts 10 reb  
01/30/19 • Stetson 16 pts 14 reb

<sup>A</sup> - back-to-back games <sup>\*</sup> - part of a triple double

• Scored 1,000th Point vs UCA (12/20/20)  
• Led his team in Pts: ..... 37  
• Led his team in Rebs: ..... 16  
• CAREER: Double-figure Pts: ..... 67  
20-pt qms: ..... 20  
Gms with a 3PT FG: ..... 72  
Gms with 3+ 3PT FG: ..... 26

### PERSONAL BESTS

**POINTS**  
Season: 27 vs Missouri (03/12/21)  
Career: 40 vs Florida Memorial (11/21/18)  
SEC: 21 (2x) last at South Carolina (03/02/21)

**FG MADE**  
Season: 9 (2x) last vs Missouri (03/12/21)  
Career: 16 vs Florida Memorial (11/21/18)  
SEC: 9 at South Carolina (03/02/21)

**FG ATTEMPTED**  
Season: 20 last at LSU (01/12/21)  
Career: 23 at NC State (12/22/17)  
SEC: 20 at LSU (01/12/21)

**3-POINT FG MADE**  
Season: 4 (2x) last vs Missouri (03/12/21)  
Career: 5 (6x) last vs FGCU (03/01/19)  
SEC: 3 (3x) last vs Ole Miss (01/27/21)

**3-PT FG ATTEMPTS**  
Season: 10 (2x) last at LSU (01/12/21)  
Career: 14 vs FGCU (03/01/19)  
SEC: 10 at LSU (01/12/21)

**FT MADE**  
Season: 8 vs Ole Miss (01/27/21)  
Career: 8 vs Ole Miss (01/27/21)  
SEC: 8 vs Ole Miss (01/27/21)

**FT ATTEMPTED**  
Season: 9 (3x) last vs LSU (02/27/21)  
Career: 9 (4x) last vs LSU (02/27/21)  
SEC: 9 (3x) last vs LSU (02/27/21)

**REBOUNDS**  
Season: 6 (2x) last vs LSU (02/27/21)  
Career: 14 vs Stetson (01/30/19)  
SEC: 6 vs LSU (02/27/21)

**ASSISTS**  
Season: 7 vs Mississippi Valley State (11/25/20)  
Career: 10 at Kennesaw State (01/09/19)  
SEC: 5 at South Carolina (03/02/21)

**STEALS**  
Season: 5 at South Carolina (03/02/21)  
Career: 5 (3x) last at South Carolina (03/02/21)  
SEC: 5 at South Carolina (03/02/21)

**BLOCKED SHOTS**  
Season: 3 vs Oral Roberts (12/20/20)  
Career: 3 (4x) last vs Oral Roberts (12/20/20)  
SEC: 2 at Auburn (12/30/20)

**MINUTES**  
Season: 32:08 vs Missouri (03/12/21)  
Career: 46 vs Gardner-Webb (11/26/17)  
SEC: 31:37 vs LSU (02/27/21)



# VANCE JACKSON JR.

Gr.Sr. / F / 6-9 / 238

Pasadena, Calif. / New Mexico



- Born Aug. 20, 1997 in Pasadena, Calif. Parents: Desiree Temple and Vance Jackson Sr.
- Graduated from New Mexico - Spring of 2020, B.A. in interpersonal communication
- Pursuing his master's in adult and lifelong learning at the University of Arkansas.
- If he could have played with any former Razorback, it would have been Joe Johnson.
- Rated the 8th-best Grad Transfer in the Nation by CBSports.com — 18th-best by Stadium.com — 32nd-best by ESPN.com
- Played his freshman season at UConn — on AAC All-Rookie Team — before transferring to New Mexico ... Scored 990 points in his first three collegiate seasons (92 games with 65 starts)
- For his career has scored 1,089 points and grabbed 547 rebounds.

## 2020-21 HIGHLIGHTS:

- Eclipsed 1,000 career points and 500 career rebounds, getting 15 and seven respectively, in season-opening win vs Mississippi Valley ... Made four treys during a 28-0 run in the first half ... Finished 4-of-6 from 3PT.
- After back-to-back games with no points, scored 10 in the win versus Lipscomb, making a pair of 3-pointers.
- Played 22 minutes versus Abilene Christian (22; high of 23 vs Lipscomb) ... Had two assists and his first two blocked shots of the season.
- Had a breakout game at Tennessee ... Played a season-high 33 minutes ... Scored 14 points (2nd-best of the season) with a season-best nine rebounds (all defensive) ... Made 3-of-6 from 3-point range and added nine rebounds.
- Followed that by scoring 15 points —making 4-of-5 from 3-point range — in the win over Georgia.
- Entered the Alabama game with three steals in 13 games but had three alone versus the Crimson Tide.
- Only played 4:44 in the home win vs Auburn, but sank a key 3-pointer late in the first half to start Arkansas' comeback from 19 points down.
- Was effective in his 17 minutes at Vanderbilt, going 2-of-2 from the field (both 3's) and grabbing three rebounds.
- Drained two triples at South Carolina to end a dry spell with just two 3-pointers over an eight-game span.

## Effort. Energy. Enthusiasm.

## DOUBLE-DOUBLES (8)

SOPHOMORE (5)			
11/13/18 • IONA	18 pts	12 reb	
01/05/19 • NEVADA	18 pts	10 reb	
01/12/19 • at Colorado State	18 pts	12 reb	
01/19/19 • WYOMING	13 pts	10 reb	
03/09/19 • at Wyoming	13 pts	11 reb	

JUNIOR (3)			
01/01/20 • at San Jose State	25 pts	13 reb	
01/07/20 • FRESNO STATE	29 pts	13 reb	
03/04/20 • vs San Jose State	26 pts	12 reb	

^ - consecutive games

- Scored 1,000th Pt and Grabbed 500th Reb vs Miss Valley State (12/25/20)
- Led his team in Pts: ..... 13
- Led his team in Rebs: ..... 3
- CAREER: Double-figure Pts: ..... 54
- 20-pt gms: ..... 8
- Gms with 3+ 3PT FG: ..... 28
- Double-figure Rebs: ..... 5

## PERSONAL BESTS

POINTS			
Season: 15 (2x)	last vs Georgia (01/09/21)		
Career: 30	vs Fresno State (02/02/19)		
SEC: 15	vs Georgia (01/09/21)		

FG MADE			
Season: 6	vs Georgia (01/09/21)		
Career: 9 (3x)	last vs San Jose St (03/04/20)		
SEC: 6	vs Georgia (01/09/21)		

FG ATTEMPTED			
Season: 10 (2x)	last vs Georgia (01/09/21)		
Career: 16 (2x)	last vs San Jose St (03/04/20)		
SEC: 10 (2x)	last vs Georgia (01/09/21)		

3-POINT FG MADE			
Season: 4 (2x)	vs Georgia (01/09/21)		
Career: 6 (2x)	last vs Wyoming (02/08/20)		
SEC: 4	vs Georgia (01/09/21)		

3-PT FG ATTEMPTS			
Season: 6 (2x)	at Tennessee (01/06/21)		
Career: 11 (2x)	last at Air Force (02/26/20)		
SEC: 6	at Tennessee (01/06/21)		

FT MADE			
Season: 2 (2x)	last vs Oral Roberts (12/20/20)		
Career: 10	vs Fresno State (02/02/19)		
SEC: 1 (2x)	last vs Georgia (01/09/21)		

FT ATTEMPTED			
Season: 4	vs Oral Roberts (12/20/20)		
Career: 11	vs Fresno State (02/02/19)		
SEC: 2 (2x)	last vs Georgia (01/09/21)		

REBOUNDS			
Season: 9	at Tennessee (01/06/21)		
Career: 13 (2x)	vs Fresno State (01/07/20)		
SEC: 9	at Tennessee (01/06/21)		

ASSISTS			
Season: 2 (5x)	last at South Carolina (3/02/21)		
Career: 7	vs Nevada (01/05/19)		
SEC: 2 (2x)	last at South Carolina (3/02/21)		

STEALS			
Season: 3	at Alabama (01/16/21)		
Career: 4	vs Wyoming (03/13/19)		
SEC: 3	at Alabama (01/16/21)		

BLOCKED SHOTS			
Season: 2	vs Abilene Christian (12/22/20)		
Career: 2 (3x)	last vs Abilene Christian (12/20/20)		
SEC: -			

MINUTES			
Season: 33:25	at Tennessee (01/06/21)		
Career: 37:30	vs Utah State (03/05/20)		
SEC: 33:25	at Tennessee (01/06/21)		

VANCE JACKSON 2020-21 GAME STATS																									
Opponent	Date	GS	Min	FG	FGA	Pct	3FG	3A	Pct	FT	FTA	Pct	O	D	Tot	Avg	PF	FO	A	TO	Blk	Stl	Pts	Avg	
MISSISSIPPI VALLEY	11/25/20	*	15	5	9	.556	4	6	.667	1	1	1.000	2	5	7	7.0	0	0	0	1	0	0	15	15.0	
NORTH TEXAS	11/28/20		9	0	2	.000	0	2	.000	0	0	.000	0	0	0	3.5	0	0	0	0	0	0	0	7.5	
UT ARLINGTON	12/02/20		20	0	5	.000	0	3	.000	0	0	.000	1	4	5	4.0	0	0	1	3	0	0	0	5.0	
LIPSCOMB	12/05/20		23	3	9	.333	2	7	.286	2	2	1.000	0	3	3	3.8	0	0	1	1	0	0	10	6.3	
SOUTHERN U.	12/09/20		14	1	4	.250	1	4	.250	0	0	.000	2	0	2	3.4	2	0	2	1	0	0	3	5.6	
CENTRAL ARKANSAS	12/12/20		13	3	4	.750	0	0	.000	0	0	.000	0	0	0	2.8	3	0	1	0	0	1	6	5.7	
ORAL ROBERTS	12/20/20		10	1	3	.333	1	3	.333	2	4	.500	1	3	4	3.0	1	0	2	0	0	1	5	5.6	
ABILENE CHRISTIAN	12/22/20		22	2	5	.400	1	4	.250	0	0	.000	0	3	3	3.0	1	0	2	0	2	0	5	5.5	
at Auburn	12/30/20		12	0	2	.000	0	2	.000	0	0	.000	0	2	2	2.9	1	0	1	0	0	0	0	4.9	
MISSOURI	01/02/21		1	0	0	.000	0	0	.000	0	0	.000	0	0	0	2.6	0	0	0	0	0	0	0	4.4	
at Tennessee	01/06/21		33	5	10	.500	3	6	.500	1	2	.500	0	9	9	3.2	2	0	1	0	0	0	14	5.3	
GEORGIA	01/09/21	*	25	5	10	.500	4	5	.800	1	2	.500	0	2	2	3.1	3	0	2	2	0	0	15	6.1	
at LSU	01/13/21	*	22	1	8	.125	0	4	.000	0	0	.000	3	4	7	3.4	1	0	1	1	0	1	2	5.8	
at Alabama	01/16/21		14	0	4	.000	0	2	.000	1	2	.500	0	2	2	3.3	0	0	0	1	0	3	1	5.4	
AUBURN	01/20/21		5	1	2	.500	1	2	.500	0	0	.000	0	0	0	3.1	0	0	1	0	0	0	3	5.3	
at Vanderbilt	01/23/21		17	2	2	1.000	2	2	1.000	0	1	.000	1	2	3	3.1	1	0	1	1	0	1	6	5.3	
OLE MISS	01/27/21		4	0	1	.000	0	0	.000	0	0	.000	0	0	0	2.9	0	0	0	0	0	0	0	5.0	
at Oklahoma State	01/30/21		3	0	0	.000	0	0	.000	0	0	.000	0	0	0	2.7	2	0	0	0	0	0	0	4.7	
MISSISSIPPI STATE	02/02/21		2	0	1	.000	0	1	.000	0	0	.000	0	0	0	2.6	0	0	0	1	0	0	0	4.5	
at Kentucky	02/09/21		9	2	4	.500	1	3	.333	0	0	.000	0	3	3	2.6	0	0	0	0	0	1	5	4.5	
at Missouri	02/13/21		8	1	4	.250	1	3	.333	0	0	.000	0	1	1	2.5	1	0	0	1	0	0	3	4.4	
FLORIDA	02/16/21		3	0	2	.000	0	2	.000	0	0	.000	0	0	0	2.4	1	0	0	0	0	0	0	4.2	
ALABAMA	02/24/21	DNP																							
LSU	02/27/21		2	0	0	.000	0	0	.000	0	0	.000	0	0	0	2.3	0	0	0	0	0	0	0	4.0	
at South Carolina	03/02/21		8	2	4	.500	2	4	.500	0	0	.000	0	0	0	2.2	1	0	2	0	0	0	6	4.1	
TEXAS A&M	03/06/21		2	0	0	.000	0	0	.000	0	0	.000	0	0	0	2.1	1	0	0	0	0	0	0	4.0	
vs Missouri	03/12/21		4	0	0	.000	0	0	.000	0	0	.000	0	0	0	2.0	1	0	0	0	0	0	0	3.8	
vs LSU	03/13/21	DNP																							
vs Colgate	03/19/21	DNP																							
vs Texas Tech	03/21/21	DNP																							
Totals			3	300	34	95	.358	23	65	.354	8	14	.571	10	43	53	2.0	22	0	18	13	2	8	99	3.8

## VANCE JACKSON JR. CAREER STATISTICS

Year	GP	GS	Min	Avg	FG	FGA	Pct	3FG	3FGA	Pct	FT	FTA	Pct	Off	Def	Tot	Avg	PF	FO	Ast	TO	Blk	Stl	Pts	Avg
2016-17 (UConn)	32	21	835	26.1	79	193	.409	50	126	.397	50	74	.676	22	101	123	3.8	74	2	44	42	5	10	258	8.1
2017-18 - REDSHIRTED																									
2018-19 (UNM)	32	16	887	27.8	137	338	.405	57	172	.331	89	137	.650	42	182	224	7.0	60	1	85	80	4	35	420	13.1
2019-20 (UNM)	28	28	756	27.1	101	224	.414	50	146	.342	60	84	.714	34	113	147	5.3	51	0	36	59	9	28	312	11.1
2020-21 (ARK)	26	3	300	11.5	34	95	.358	23	65	.354	8	14	.571	10	43	53	2.0	22	0	18	13	2	8	99	3.8
TOTAL	118	68	2778	23.5	351	850	.413	180	509	.354	207	309	.670	108	439	547	4.6	207	3	183	194	20	81	1089	9.2





# DESI SILLS

Jr. | 6'6" | 200

Jonesboro, Ark | Jonesboro HS



@desisills3



@desisills3

3

• Born Dec. 29, 1998 in Jonesboro

• Parents: Desi and Shawna Sills

• Only Hog to play all 96 UA games over the last 2-plus years

• "I have to be honest, I have to thank the quarantine because I fell out of love, the enjoyment of the game. I fell back in love with the game, the process and the grind."

## MADE THE DEPARTMENT'S HONOR ROLL (GPA BETWEEN 3.0-3.49) FOR FALL 2020

• Voted Preseason All-SEC second team by the league's coaches

• Had 10 deflections each versus UT Arlington and Central Arkansas and nine each versus Mississippi Valley State and at Auburn.

• In two wins against Auburn this year had career-high 23 pts on the road and 22 pts at home.

### 2020-21 HIGHLIGHTS:

- Scored 19 in the season opener, tying career high for FG made, going 8-of-10 from the field (2-of-3 3PT) ... Scored 12 in the second half, including seven to start the period as Arkansas out-scored MVSU 16-0 over the first 2:56 minutes.
- Had 14 versus North Texas, going 5-of-8 at the free throw line.
- Tied a career high with four steals versus UT Arlington.
- Had his best career assist-to-turnover game versus Southern with five helpers and zero turnovers ... Added 11 points (3-of-5 from 3-point range).
- Posted his **first career Double-Double** versus Oral Roberts with 16 points and a **career-high 10 rebounds** ... Added two assists, a steal and a blocked shot ... Led the team in Plus/Minus (+18).
- Had 18 versus Abilene Christian, including 16 in the first half as Arkansas raced out to a 22-point lead in the period ... Added two assists and two steals.
- Scored a **career-high 23 points** at Auburn, making 4-of-5 from 3-point range ... Also led th team (tied) with six rebounds, including four on offense.
- Broke a mini slump by scoring 14 at LSU, including 12 in the second half to help Arkansas outscore the Tigers in the period.
- Led Arkansas to win vs Auburn (1/20) ... Scored 22 points (2nd-best career effort) including 14 in the second half to help Arkansas erase a 12-ponit halftime deficit ... Made and attempted career-highs for free throws (8-of-10) and was 7-of-12 from the field (seven FG made was 2nd-best career effort).
- Injured his shoulder in the first half vs Mississippi State ... Only played 4:06 in the first half, but had **career-high two blocked shots**.
- Had a sneaky good night in the Missouri win, scoring eight points with four rebounds and two assists.
- Came up huge off the bench in the South Carolina win with 15 points on 5-of-7 shooting from 3-point range ... He made each of his of his first four 3-pointers and tied his career high with five 3-pointers made.



## DOUBLE-DOUBLES (1)

JUNIOR (1)  
12/20/20 • ORAL ROBERTS 16 pts 10 reb

• Led the Razorbacks in Pts:.....	4
• Led the Razorbacks in Rebs:.....	3
• CAREER: Double-figure Pts:.....	31
20-pt gms:.....	5
Gms with a 3PT FG:.....	48
Gms with 3+ 3PT FG:.....	14
Gms with 5+ Assists:.....	5
Gms with Double-Digit Rebs.....	1

## PERSONAL BESTS

### POINTS

Season: 23 at Auburn (12/30/20)

Career: 23 at Auburn (12/30/20)

SEC: 23 at Auburn (12/30/20)

### FG MADE

Season: 8 (2x) at Auburn (12/30/20)

Career: 8 (3x) last at Auburn (12/30/20)

SEC: 8 (2x) last at Auburn (12/30/20)

### FG ATTEMPTED

Season: 15 at Auburn (12/30/20)

Career: 15 (3x) last at Auburn (12/30/20)

SEC: 15 at Auburn (12/30/20)

### 3-POINT FG MADE

Season: 5 at South Carolina (03/02/21)

Career: 5 (2x) last at South Carolina (03/02/21)

SEC: 5 at South Carolina (03/02/21)

### 3-PT FG ATTEMPTS

Season: 7 (2x) last at South Carolina (03/02/21)

Career: 8 (2x) last at Tennessee (02/11/20)

SEC: 8 at Tennessee (02/11/20)

### FT MADE

Season: 8 vs Auburn (01/20/21)

Career: 8 vs Auburn (01/20/21)

SEC: 8 vs Auburn (01/20/21)

### FT ATTEMPTED

Season: 10 vs Auburn (01/20/21)

Career: 10 vs Auburn (01/20/21)

SEC: 10 vs Auburn (01/20/21)

### REBOUNDS

Season: 10 vs Oral Roberts (12/20/20)

Career: 10 vs Oral Roberts (12/20/20)

SEC: 7 vs Vanderbilt (01/15/20)

### ASSISTS

Season: 5 Southern (12/09/20)

Career: 5 vs FIU (12/01/18)

SEC: 5 vs LSU (01/12/19)

### STEALS

Season: 4 vs UT Arlington (12/02/20)

Career: 4 (2x) last vs UT Arlington (12/02/20)

SEC: 4 vs Auburn (02/04/20)

### BLOCKED SHOTS

Season: 2 vs Mississippi State (02/02/21)

Career: 2 vs Mississippi State (02/02/21)

SEC: 2 vs Mississippi State (02/02/21)

### MINUTES

Season: 37:26 vs Missouri (01/02/21)

Career: 40:50 vs Auburn (02/04/20)

SEC: 40:50 vs Auburn (02/04/20)

## DESI SILLS 2020-21 GAME STATS

Opponent	Date	GS	Min	FG	FGA	Pct	3FG	3A	Pct	FT	FTA	Pct	O	D	Tot	Avg	PF	FO	A	TO	Blk	Stl	Pts	Avg	
MISSISSIPPI VALLEY	11/25/20	*	19	8	10	.800	2	3	.667	1	1	1.000	1	1	2	2.0	0	0	2	0	0	3	19	19.0	
NORTH TEXAS	11/28/20	*	36	4	7	.571	1	3	.333	5	8	.625	0	3	3	2.5	2	0	1	5	0	1	14	16.5	
UT ARLINGTON	12/02/20	*	31	1	6	.167	0	3	.000	1	2	.500	1	2	3	2.7	2	0	2	1	0	4	3	12.0	
LIPSCOMB	12/05/20	*	13	2	4	.500	1	2	.500	1	2	.500	0	4	4	3.0	0	0	2	0	0	0	6	10.5	
SOUTHERN U.	12/09/20	*	21	4	7	.571	3	5	.600	0	1	1.000	0	3	3	3.0	0	0	5	0	1	1	11	10.6	
CENTRAL ARKANSAS	12/12/20	*	30	7	12	.583	1	3	.333	2	3	.667	2	1	3	3.0	4	0	4	2	1	3	17	11.7	
ORAL ROBERTS	12/20/20	*	34	6	13	.462	1	4	.250	3	4	.750	4	6	10	4.0	3	0	2	1	1	1	16	12.3	
ABILENE CHRISTIAN	12/22/20	*	27	5	11	.455	2	6	.333	6	7	.857	0	3	3	3.9	4	0	2	2	0	2	18	13.0	
at Auburn	12/30/20	*	35	8	15	.533	4	7	.571	3	6	.500	4	2	6	4.1	0	0	2	2	1	2	23	14.1	
MISSOURI	01/02/21	*	37	1	10	.100	0	4	.000	4	6	.667	1	3	4	4.1	3	0	2	0	0	3	6	13.3	
at Tennessee	01/06/21	*	18	0	1	.000	0	1	.000	0	0	.000	2	0	2	3.9	2	0	0	3	0	0	0	12.1	
GEORGIA	01/09/21	*	23	3	8	.375	1	2	.500	1	1	1.000	0	5	5	4.0	3	0	2	1	0	1	8	11.8	
at LSU	01/13/21	*	29	4	8	.500	2	5	.400	4	4	1.000	0	4	4	4.0	2	0	0	0	0	0	14	11.9	
at Alabama	01/16/21	*	23	1	8	.125	0	3	.000	1	1	1.000	1	1	2	3.9	3	0	1	2	0	1	3	11.3	
AUBURN	01/20/21	*	32	7	12	.583	0	1	.000	8	10	.800	0	3	3	3.8	3	0	2	1	0	1	22	12.0	
at Vanderbilt	01/23/21	*	23	3	6	.500	0	2	.000	1	2	.500	0	3	3	3.8	4	0	4	1	0	1	7	11.7	
OLE MISS	01/27/21	*	24	3	7	.429	1	3	.333	2	2	1.000	0	0	0	3.5	2	0	0	0	0	1	9	11.5	
at Oklahoma State	01/30/21	*	15	2	4	.500	1	2	.500	0	0	.000	2	2	4	3.6	1	0	2	0	0	1	5	11.2	
MISSISSIPPI STATE	02/02/21	*	4	0	3	.000	0	1	.000	0	0	.000	0	1	1	3.4	0	0	0	0	2	0	0	10.6	
at Kentucky	02/09/21	*	10	1	2	.500	0	1	.000	0	2	.000	0	0	0	3.3	1	0	1	1	0	0	2	10.2	
at Missouri	02/13/21	*	21	3	7	.429	0	2	.000	2	2	1.000	1	3	4	3.3	1	0	2	2	0	0	8	10.0	
FLORIDA	02/16/21	*	6	0	1	.000	0	1	.000	0	0	.000	0	1	1	3.2	0	0	0	0	0	0	0	9.6	
ALABAMA	02/24/21	*	10	0	2	.000	0	0	.000	0	0	.000	0	0	0	3.0	1	0	0	1	0	0	0	9.2	
LSU	02/27/21	*	6	1	2	.500	1	2	.500	0	0	.000	0	0	0	2.9	0	0	0	1	0	1	3	8.9	
at South Carolina	03/02/21	*	26	5	8	.625	5	7	.714	0	0	.000	0	1	1	2.8	5	1	2	2	0	0	15	9.2	
TEXAS A&M	03/06/21	*	6	0	2	.000	0	2	.000	0	0	.000	0	0	0	2.7	0	0	0	1	0	0	0	8.8	
vs Missouri	03/12/21	*	27	1	4	.250	1	4	.250	0	0	.000	0	2	2	2.7	1	0	2	1	0	1	3	8.6	
vs LSU	03/13/21	*	4	0	2	.000	0	2	.000	0	0	.000	0	1	1	2.6	1	0	0	2	0	0	0	8.3	
vs Colgate	03/19/21	*	13	1	2	.500	0	0	.000	1	2	.500	0	0	0	2.6	1	0	1	1	0	2	3	8.1	
vs Texas Tech	03/21/21	*	3	0	1	.000	0	1	.000	0	0	.000	0	1	1	2.5	1	0	0	0	0	0	0	7.8	
Totals			15	606	81	185	.438	27	82	.329	46	66	.697	19	56	75	2.5	50	1	43	33	6	30	235	7.8

## DESI SILLS CAREER STATISTICS

Year	GP	GS	Min	Avg	FG	FGA	Pct	3FG	3FGA	Pct	FT	FTA	Pct	Off	Def	Tot	Avg	PF	FO	Ast	TO	Blk	Stl	Pts	Avg
2018-19	34	8	576	16.9	55	125	.440	29	63	.460	40	57	.702	12	31	43	1.3	68	2	58	53	0	21	179	5.3
2019-20	32	24	997	31.2	117	275	.425	47	143	.329	59	91	.648	20	75	95	3.0	96	4	39	44	5	30	340	10.6
2020-21	30	15	606	20.2	81	185	.438	27	82	.329	46	66	.697	19	56	75	2.5	50	1	43	33	6	30	235	7.8
TOTAL	96	47	2179	22.7	253	585	.432	103	288	.358	145	214	.678	51	162	213	2.2	214	7	140	130	11	81	754	7.9



# DAVONTE "DEVO" DAVIS

G / Fr. / 6-3 / 180

Jacksonville, Ark. / Jacksonville HS

4

@MrDevoBuckets

@devofor3

- Born Sept. 24, 2001 in Jacksonville
- Mother: Terrie Davis / Grandmother Yvette Davis
- Consensus 4-star ... 2020 ADG Player of the Year ... 4x first team All-State
- Wants to open a zoo to educate people about animals ... biggest hobby is fishing.
- His dream team: LeBron James, Paul George, Kevin Garnett and Giannis Antetokounmpo

## MADE THE DEPARTMENT'S HONOR ROLL (GPA BETWEEN 3.0-3.49) FOR FALL 2020

- High energy guy ... Praised for his ability to get loose balls and offensive rebound ... Has a knack for scoring in the lane and off the bounce.
- Led the team with 10 deflections at Auburn, nine versus Missouri and nine at LSU ... Added 10 vs Georgia.
- Tied for the team lead with deflections with 155

## 2020-21 HIGHLIGHTS

- Led the team with 14 points versus Southern, adding seven rebounds in just 16:20 minutes played
- Sparked Arkansas with his play off the bench versus Oral Roberts ... 1 of 4 players with a Plus-Minus in double figures (+10).
- Saw playing time increase at Auburn in the SEC opener due to Justin Smith injury ... Made four "game-winning" plays during a decisive 10-0 run to help secure win: **PLAY 1:** With Arkansas up two, 76-74, tipped a loose rebound to Connor Vanover that led to two free throws by Moses Moody ... **PLAY 2:** With Arkansas up four, 78-74, got the offensive rebound off Desi Sills FT miss that led to a JD Notae layup ... **PLAY 3:** With Arkansas now up six, 80-74, made a steal in what **ESPN analyst Jimmy Dykes called "the best defensive play of the year"** at the time ... The steal led to a fastbreak and two made free throws by Connor Vanover ... **PLAY 4:** With Arkansas now up eight, 82-74, sank a jumper from the left elbow as the shot clock was winding down to cap the 10-0 run.
- In his first career start (vs Missouri Jan. 2), had four rebounds and a career-high three steals.
- Was impressive on both ends of the floor in the win over Georgia ... Scored a **season-high 20 points** with seven rebounds, six assists and two steals ... Also did a good job guarding UGA point guard Sahvir Wheeler ... Had 10 deflections and tied Moses Moody with a Plus-Minus of +33 for the game.
- Scored 10 points — all in the second half — in the win over Auburn (1/20) to help Arkansas erase a 12-point halftime deficit.
- Came off the bench vs Ole Miss to provide a huge spark at the time as he made his first four shots with two steals that led to layups... Finished with 14 points (7-of-9 shooting) and six rebounds.
- Sparked Arkansas in the first half at Oklahoma State, scoring 8 of his 13 points and getting all three of his steals.
- In his fourth start, just missed a double-double with 10 points and a **season-high eight rebounds** with two assists versus Mississippi State.
- Only scored four points and had just two rebounds at Kentucky, but impacted the game ... Led the team with +9 thanks to three assists, zero turnovers and two steals ... **The last steal came on the final play to seal the win.**
- At Missouri, only scored eight points, but two came on a layup with 58 seconds left in overtime ... Added three assists ... **Sealed the win with a blocked shot with 4.7 seconds left.**
- Led the team with 18 points in the win over Florida ... Added five rebounds and three assists ... After Florida took its only lead 62-61, Devo put the Hogs back on top with a fast break layup and he added two free throws with 28 seconds left to go up eight.
- In the LSU win, had 15 points, five rebounds and a **season-high six assists** ... Was a bright spot in the first half with seven points and four assists.
- At South Carolina, tied for the team lead and tied his career-high with eight rebounds ... Added two assists and two steals.
- Closed the regular season with a 12-point performance in the Texas A&M win, making several key baskets ... Led the team in assists (5) with five rebounds ... **Made two critical steals down the stretch** ... First, with 45 seconds left and Arkansas up one, he tipped an inbound pass and eventually made a pass to Justin Smith for a fast break dunk ... Second, up five with eight seconds left, had a steal and fast break dunk to seal the win.
- Had two solid games in the SEC Tournament as he averaged 7.0 rebounds, 4.5 assists and 2.5 steals and 15 deflections ... Versus Missouri, had six boards, four assists and 11 points ... Versus LSU, pulled down **eight boards, tying a season-high**, with five assists (just one turnover) and a **season-high four steals**, adding 10 deflections.
- Versus Colgate, Started a 17-0 first half run with two steals and made a layup at the buzzer in the run for a 36-33 halftime lead ... Finished with 12 points, six rebounds, three assist, two steals, and **career-high two blocked shots**.
- In the Texas Tech win, had 15 points and six rebounds ... Did not allow TTU leading scorer to get off a shot over the final 10 minutes.

• Led the Razorbacks in Pts:.....	2
• Led the Razorbacks in Rebs:.....	-
• CAREER: Double-figure Pts:.....	11
20-pt gms:.....	1
Gms with a 3PT FG:.....	2
Gms with 3+ 3PT FG:.....	-
Gms with 5+ Rebs:.....	9

"He just has a knack for doing some special stuff. He's going to be an All-SEC guard one of these days. Right now he just plays harder than anyone on the floor."

## JIMMY DYKES

ESPN ANALYST

2/9/21 game at Kentucky

## RAZORBACK FRESHMEN TO HAVE 15+ PTS • 5+ REBS • 5+ ASSISTS IN A GAME

(Courtesy HogStats.com)

Devo Davis	vs LSU (2/27/21)	15 • 5 • 6
Devo Davis	vs UGA (01/09/21)	20 • 7 • 6
Courtney Fortson	vs LSU (01/31/09)	17 • 7 • 9

## PERSONAL BESTS

### POINTS

Season:	20	vs Georgia (01/09/21)
SEC:	20	vs Georgia (01/09/21)

### FG MADE

Season:	9	vs Georgia (01/09/21)
SEC:	9	vs Georgia (01/09/21)

### FG ATTEMPTED

Season:	14 (2x)	last vs Florida (02/16/21)
SEC:	14 (2x)	last vs Florida (02/16/21)

### 3-POINT FG MADE

Season:	1 (2x)	vs Georgia (01/09/21)
SEC:	1	vs Georgia (01/09/21)

### 3-PT FG ATTEMPTS

Season:	2	vs Georgia (01/09/21)
SEC:	2	vs Georgia (01/09/21)

### FT MADE

Season:	4	vs Florida (02/16/21)
SEC:	4 (2x)	last vs Florida (02/16/21)

### FT ATTEMPTED

Season:	6	vs Missouri (03/13/21)
SEC:	4 (2x)	last vs Florida (02/16/21)

### REBOUNDS

Season:	8 (3x)	last vs LSU (03/13/21)
SEC:	8 (2x)	last at South Carolina (03/02/21)

### ASSISTS

Season:	6 (2x)	last vs LSU (02/27/21)
SEC:	6 (2x)	last vs LSU (02/27/21)

### STEALS

Season:	4	vs LSU (03/13/21)
SEC:	3	vs Missouri (01/02/21)

### BLOCKED SHOTS

Season:	2	vs Colgate (03/19/21)
SEC:	1 (3x)	last at Missouri (02/13/21)

### MINUTES

Season:	38:52	vs Texas A&M (03/06/21)
SEC:	38:52	vs Texas A&M (03/06/21)

## DAVONTE DAVIS 2020-21 GAME STATS

Opponent	Date	GS	Min	FG	FGA	Pct	3FG	3A	Pct	FT	FTA	Pct	O	D	Tot	Avg	PF	FO	A	TO	Blk	Stl	Pts	Avg
MISSISSIPPI VALLEY	11/25/20		12	2	5	.400	0	1	.000	1	1	1.000	1	2	3	3.0	1	0	2	1	0	0	5	5.0
NORTH TEXAS	1/28/20	DNP																						
UT ARLINGTON	12/02/20	DNP																						
LIPSCOMB	12/05/20	15	2	2	1.000	0	0	.000	0	0	.000	2	1	3	3.0	2	0	1	1	0	1	4	4.5	
SOUTHERN U.	12/09/20	16	5	8	.625	1	1	1.000	3	3	1.000	3	4	7	4.3	1	0	2	1	0	0	14	7.7	
CENTRAL ARKANSAS	12/12/20	7	0	1	.000	0	0	.000	0	0	.000	0	1	1	3.5	0	0	0	0	0	0	0	5.8	
ORAL ROBERTS	12/20/20	9	0	1	.000	0	0	.000	0	0	.000	0	1	1	3.0	3	0	2	1	0	1	0	4.6	
ABILENE CHRISTIAN	12/22/20	5	0	1	.000	0	0	.000	0	0	.000	0	1	1	2.7	2	0	0	1	0	1	0	3.8	
at Auburn	12/30/20	13	2	3	.667	0	0	.000	0	0	.000	1	0	1	2.4	0	0	1	0	0	2	4	3.9	
MISSOURI	01/02/21	* 20	2	6	.333	0	0	.000	0	2	.000	3	1	4	2.6	4	0	0	1	0	3	4	3.9	
at Tennessee	01/06/21	5	1	2	.500	0	0	.000	0	0	.000	0	0	0	2.3	1	0	0	1	0	1	2	3.7	
GEORGIA	01/09/21	* 37	9	14	.643	1	2	.500	1	1	1.000	1	6	7	2.8	4	0	6	3	0	2	20	5.3	
at LSU	01/13/21	* 27	1	11	.091	0	1	.000	2	3	.667	1	2	3	2.8	1	0	2	2	1	2	4	5.2	
at Alabama	01/16/21	28	1	3	.333	0	0	.000	3	4	.750	1	5	6	3.1	3	0	1	0	0	0	5	5.2	
AUBURN	01/20/21	20	5	9	.556	0	0	.000	0	0	.000	2	2	4	3.2	4	0	2	3	0	0	10	5.5	
at Vanderbilt	01/23/21	13	3	3	1.000	0	0	.000	0	1	.000	0	2	2	3.1	2	0	1	2	1	1	6	5.6	
OLE MISS	01/27/21	25	7	9	.778	0	0	.000	0	1	.000	2	4	6	3.3	1	0	1	3	0	2	14	6.1	
at Oklahoma State	01/30/21	28	6	12	.500	0	0	.000	0	0	.000	2	2	4	3.3	4	0	1	1	0	3	12	6.5	
MISSISSIPPI STATE	02/02/21	* 35	4	12	.333	0	0	.000	2	2	1.000	2	6	8	3.6	2	0	2	3	0	0	10	6.7	
at Kentucky	02/09/21	* 17	2	5	.400	0	0	.000	0	0	.000	0	2	2	3.5	2	0	3	0	0	2	4	6.6	
at Missouri	02/13/21	* 32	3	10	.300	0	0	.000	2	2	1.000	1	3	4	3.5	2	0	3	0	1	0	8	6.6	
FLORIDA	02/16/21	* 36	7	14	.500	0	1	.000	4	4	1.000	1	4	5	3.6	3	0	3	2	0	1	18	7.2	
ALABAMA	02/24/21	* 19	2	3	.667	0	1	.000	1	1	1.000	1	2	3	3.6	4	0	1	1	0	0	5	7.1	
LSU	02/27/21	* 38	7	12	.583	0	2	.000	1	2	.500	0	5	5	3.6	3	0	6	0	0	1	15	7.5	
at South Carolina	03/02/21	* 20	1	2	.500	0	0	.000	2	2	1.000	2	6	8	3.8	2	0	2	5	0	2	4	7.3	
TEXAS A&M	03/06/21	* 39	5	10	.500	0	0	.000	2	2	1.000	1	5	6	3.9	3	0	5	4	0	2	12	7.5	
vs Missouri	03/12/21	* 29	4	12	.333	0	0	.000	3	6	.500	0	6	6	4.0	4	0	4	2	0	1	11	7.6	
vs LSU	03/13/21	* 36	2	7	.286	0	1	.000	2	2	1.000	2	6	8	4.2	2	0	5	1	0	4	6	7.6	
vs Colgate	03/19/21	* 32	6	11	.545	0	0	.000	0	0	.000	3	3	6	4.2	3	0	3	4	2	2	12	7.7	
vs Texas Tech	03/21/21	* 37	7	15	.467	0	1	.000	1	2	.500	0	6	6	4.3	2	0	1	1	0	0	15	8.0	
Totals		15	650	96	203	.473	2	11	.182	30	41	.732	32	88	120	4.3	65	0	60	44	5	34	224	8.0

## DAVONTE DAVIS CAREER STATISTICS

Year	GP	GS	Min	Avg	FG	FGA	Pct	3FG	3FGA	Pct	FT	FTA	Pct	Off	Def	Tot	Avg	PF	FO	Asst	TO	Blk	Stl	Pts	Avg
2020-21	28	15	650	23.2	96	203	.473	2	11	.182	30	41	.732	32	88	120	4.3	65	0	60	44	5	34	224	8.0





# JAYLIN WILLIAMS

Fr. | F | 6-10 | 245

Fort Smith, Ark. | Northside HS



@Jay\_MWilliams\_



@thejaylinwilliams\_

10

- Born June 29, 2002 in Fort Smith
- Consensus 4-star ... 2020 Gatorade Arkansas Player of the Year ... Top state prospect by 247
- Among incoming Frosh: Rated 56th by Rivals, 85th by 247Sports and 91st by ESPN
- If he could play with any former Razorback it would be Patrick Beverley or Corliss Williamson

## MADE THE DEPARTMENT'S HONOR ROLL (GPA BETWEEN 3.0-3.49) FOR FALL 2020

- LEADS THE TEAM BY TAKING 15 CHARGES this season, including two each versus UT Arlington, Georgia, LSU (1/13), Auburn (1/20) and Texas Tech.
- Earned his first career start at Tennessee. Also started at Alabama and versus Texas Tech.

- Is the only Razorback to come off the bench and get 10 rebounds three times in a season: Mississippi Valley State, at LSU and vs Florida. (HogStats.com) ... Had 10 boards in the start versus Texas Tech.

- On a per 40-minute basis, averages a team-best 12.2 rebounds ... Averages 9.2 points and 1.8 blocked shots.

- Had a season-best 10 deflections in the LSU win.

- Second on the team with a +13:76 Plus-Minus per 40 minutes ... Led the team with +30 vs Bama in 22 minutes

### 2020-21 HIGHLIGHTS

- In his collegiate debut (Miss Valley St.) had a game-high 10 rebounds, including eight defensively ... Just missed a double-double, scoring nine points (2-5 FG • 2-4 3PT).
- Scored six points with seven rebounds, including six on the defensive end, versus Lipscomb.
- Had two rebounds and an assist in 4:20 played at Auburn.
- Saw extended time versus Missouri and responded with eight points and two blocked shots.
- Earned his first career start at Tennessee ... Scored six points on 3-of-3 shooting
- Came off the bench versus Georgia ... Only scored two points but impacted the game in other areas ... Led the team with nine rebounds (four offensive), took two charges and had two assists with a steal and a blocked shot.
- Tied a season-high by pulling down 10 rebounds at LSU, scored seven points and added two steals ... Took two charges.
- Had a breakout game in the win over Auburn (1/20) ... Scored seven points (including a 3-pointer) with seven rebounds, two assists, two blocked shots and a steal ... Played all 20 minutes of the second half in the come-from-behind win ... Grabbed an offensive rebound in midair and threw it down for his first career dunk to cap a 18-4 run and give Arkansas its first lead (47-45).
- Only played nine minutes versus Mississippi State, but had two steals to tie his season high.
- Had nine points and tied for team-high in rebounds with seven in the Kentucky win ... Made a season-high 5-of-6 free throws ... Scored four points late in the game, including a put-back on the offensive end at 3:06 to make the score 74-68 and making two free throws with 1:51 left to make the score 78-73.
- Injured his right knee in the first half at Oklahoma State ... Missed the second half versus the Cowboys and played just nine minutes versus Mississippi State.
- Played 23 minutes at Kentucky and had nine points and tied for team high with seven rebounds.
- Dished out a career-high three assists at Missouri.
- Tied his career high with 10 rebounds (seven defensive) vs Florida.
- Scored a career-high 13 points in the win over Alabama ... Had a +30 in his 22 minutes played ... Was dominant in the second half ... scored 12 of his 13 points in the second half and he pulled down all eight of his rebounds in the period.
- Stuffed the stat sheet in the LSU win ... Season-high four blocked shots and tied season-high with two steals ... Added 10 deflections, 8 points, 6 rebounds and 2 assists and was a team-best +15 in season-high 29:49 minutes played.
- In his third career start - versus Texas Tech in the NCAA second round — only scored one point but tied his career high with 10 rebounds and had a career-high four assists ... Had six boards and all four rebounds in the second half ... Also took two charges.

### JAYLIN WILLIAMS 2020-21 GAME STATS

Opponent	Date	GS	Min	FG	FGA	Pct	3FG	3A	Pct	FT	FTA	Pct	O	D	Tot	Avg	PF	FO	A	TO	Blk	Stl	Pts	Avg	
MISSISSIPPI VALLEY	11/25/20		20	3	5	.600	2	4	.500	1	1	1.000	2	8	10	10.0	0	0	1	1	0	0	9	9.0	
NORTH TEXAS	1/28/20	DNP																							
UT ARLINGTON	12/02/20		12	0	0	.000	0	0	.000	0	0	.000	1	2	3	6.5	0	0	0	1	1	1	0	4.5	
LIPSCOMB	12/05/20		18	2	5	.400	1	3	.333	1	1	1.000	1	6	7	6.7	4	0	1	2	0	0	6	5.0	
SOUTHERN U.	12/09/20		13	0	1	.000	0	1	.000	0	2	.000	0	2	2	5.5	1	0	0	1	2	0	0	3.8	
CENTRAL ARKANSAS	12/12/20		2	0	0	.000	0	0	.000	2	2	1.000	2	0	2	4.8	0	0	0	0	0	0	2	3.4	
ORAL ROBERTS	12/20/20	DNP																							
ABILENE CHRISTIAN	12/22/20		4	0	0	.000	0	0	.000	0	0	.000	0	1	1	4.2	0	0	0	0	1	0	0	2.8	
at Auburn	12/30/20		4	0	0	.000	0	0	.000	0	0	.000	1	1	2	3.9	2	0	1	0	0	0	0	2.4	
MISSOURI	01/02/21		17	3	6	.500	1	4	.250	1	1	1.000	1	2	3	3.8	2	0	0	0	2	1	8	3.1	
at Tennessee	01/06/21	*	14	3	3	1.000	0	0	.000	0	0	.000	0	2	2	3.6	2	0	0	4	1	0	6	3.4	
GEORGIA	01/09/21		20	1	2	.500	0	0	.000	0	0	.000	4	5	9	4.1	3	0	2	3	1	1	2	3.3	
at LSU	01/13/21		28	2	3	.667	0	0	.000	3	3	1.000	4	6	10	4.6	5	1	1	3	1	2	7	3.6	
at Alabama	01/16/21	*	18	0	1	.000	0	0	.000	0	0	.000	0	2	2	4.4	1	0	1	0	1	0	0	3.3	
AUBURN	01/20/21		29	3	4	.750	1	1	1.000	0	0	.000	2	5	7	4.6	3	0	2	1	2	1	7	3.6	
at Vanderbilt	01/23/21		9	0	0	.000	0	0	.000	0	0	.000	0	1	1	4.4	0	0	1	1	0	1	0	3.4	
OLE MISS	01/27/21		7	0	0	.000	0	0	.000	0	0	.000	0	3	3	4.3	3	0	1	0	0	0	0	3.1	
at Oklahoma State	01/30/21		7	0	1	.000	0	0	.000	0	0	.000	1	3	4	4.3	2	0	1	0	0	0	0	2.9	
MISSISSIPPI STATE	02/02/21		9	0	2	.000	0	2	.000	0	0	.000	0	0	0	4.0	2	0	0	1	0	2	0	2.8	
at Kentucky	02/09/21		23	2	4	.500	0	1	.000	5	6	.833	1	6	7	4.2	3	0	0	0	1	0	9	3.1	
at Missouri	02/13/21		14	1	3	.333	1	2	.500	1	2	.500	0	2	2	4.1	4	0	3	1	0	0	4	3.2	
FLORIDA	02/16/21		23	1	3	.333	0	0	.000	2	2	1.000	3	7	10	4.4	1	0	0	1	0	0	4	3.2	
ALABAMA	02/24/21		22	4	8	.500	0	2	.000	5	7	.714	1	7	8	4.5	2	0	0	0	0	0	13	3.7	
LSU	02/27/21		29	3	5	.600	1	2	.500	1	2	.500	0	6	6	4.6	3	0	2	1	4	2	8	3.9	
at South Carolina	03/02/21	DNP-III																							
TEXAS A&M	03/06/21	DNP-III																							
vs Missouri	03/12/21	DNP-III																							
vs LSU	03/13/21	DNP-III																							
vs Colgate	03/19/21		5	0	1	.000	0	0	.000	0	0	.000	0	3	3	4.5	2	0	0	0	0	0	0	3.7	
vs Texas Tech	03/21/21	*	28	0	4	.000	0	1	.000	1	2	.500	2	8	10	4.8	3	0	4	2	0	0	1	3.6	
Totals			3	375	28	61	.459	7	23	.304	23	31	.742	26	88	114	4.8	48	1	21	23	17	12	86	3.6

Led Razorbacks in Pts:	.....	-
Led Razorbacks in Rebs:	.....	7
CAREER: Double-figure Pts:	.....	1
Double-figure Rebs:	.....	4
20-pt gms:	.....	-
Gms with a 3PT Made	.....	6
Gms with 5+ Rebs:	.....	10

### PERSONAL BESTS

POINTS		
Season: 13	vs Alabama (02/24/21)	
SEC: 13	vs Alabama (02/24/21)	
FG MADE		
Season: 4	vs Alabama (02/24/21)	
SEC: 4	vs Alabama (02/24/21)	
FG ATTEMPTED		
Season: 8	vs Alabama (02/24/21)	
SEC: 8	vs Alabama (02/24/21)	
3-POINT FG MADE		
Season: 2	vs Mississippi Valley State (11/25/20)	
SEC: 1 (3x)	last at Missouri (02/13/21)	
3-PT FG ATTEMPTS		
Season: 4 (2x)	last vs Missouri (01/02/21)	
SEC: 4	vs Missouri (01/02/21)	
FT MADE		
Season: 5	vs Alabama (02/24/21)	
SEC: 5	at Alabama (02/24/21)	
FT ATTEMPTED		
Season: 7	vs Alabama (02/24/21)	
SEC: 7	vs Alabama (02/24/21)	
REBOUNDS		
Season: 10 (4x)	last vs Texas Tech (03/21/21)	
SEC: 10 (2x)	last vs Florida (02/16/21)	
ASSISTS		
Season: 4	vs Texas Tech (03/21/21)	
SEC: 3	at Missouri (02/13/21)	
STEALS		
Season: 2 (3x)	last vs LSU (02/27/21)	
SEC: 2 (3x)	last vs LSU (02/27/21)	
BLOCKED SHOTS		
Season: 4	vs LSU (02/27/21)	
SEC: 4	vs LSU (02/27/21)	
MINUTES		
Season: 29:49	vs LSU (02/27/21)	
SEC: 29:49	vs LSU (02/27/21)	

### JAYLIN WILLIAMS CAREER STATISTICS

Year	GP	GS	Min	Avg	FG	FGA	Pct	3FG	3FGA	Pct	FT	FTA	Pct	Off	Def	Tot	Avg	PF	FO	Ast	TO	Blk	Stl	Pts	Avg
2020-21	24	3	375	15.6	28	61	.459	7	23	.304	23	31	.742	26	88	114	4.8	48	1	21	23	17	12	86	3.6



# JALEN TATE

Gr.Sr. | 6'6" | 175  
Pickerington, Ohio /  
Northern Kentucky



**11**

@jtate\_the\_great  
@jalen\_tate11

- Born June 18, 1998 in Toledo, Ohio
- Parents: Jermaine and Jenice Tate
- Graduated from Northern Kentucky - Spring of 2020 - B.A. in organizational leadership
- Pursuing his master's in adult and lifelong learning at the University of Arkansas
- If he could play with any former Razorback it would be Patrick Beverley.

- **Rated the 5th-best Graduate Transfer in the Nation by NBCSports.com — 8th-best by 247Sports.com.**
- Scored 950 points at NKU and finished in the NKU top 20 for career assists (285), steals (129) and blocked shots (53) ...
- **Horizon League Defensive Player of the Year (2020) — 3x Horizon League All-Defensive Team (2018, 2019, 2020) — All-Horizon League Third Team (2020) — Horizon League Tournament MVP (2020) — 2x Horizon League All-Tournament Team (2019, 2020) — Horizon League All-Freshman Team (2018).**
- Praised by Coach Musselman for his leadership on the floor and in huddles ... **USUALLY ASSIGNED TO DEFEND THE OPPONENT'S BEST OFFENSIVE PLAYER** ... **Third on the team by taking 11 charges and third in deflections (139)**
- Has 1,000-plus career points — 400-plus career rebounds — 300-plus career assists
- Has two double-doubles this year (UCA and UGA) ... Had a combined 21 assists with one turnover in the two games.
- In addition to strong offensive efforts in wins over Auburn (14 pts) and Vandy (25 pts), had 18 deflections — nine in each game ... Added season-best 10 deflections versus Mississippi State
- **Is 10-of-10 at the free throw line in the NCAA Tournament.**

## 2020-21 HIGHLIGHTS:

- Only played 17 minutes in the opener, but had 12 points, six assists, five rebounds and a steal.
- Stuffed the stat sheet versus UTA with 14 points, six rebounds, four assists, a steal and a blocked shot ... Also had the team's best plus/minus at +17.
- **Third career double-double** — first in points and assist — versus Central Arkansas with 17 points and a **career-high 11 assists** ... **Had zero turnovers.**
- Only played 27 minutes versus Abilene Christian due to an ankle injury ... Had **season-high seven rebounds** and five assists before exiting.
- Had 15 points (7-of-11 shooting), six assists and five rebounds at Tennessee.
- For the second-straight game, had 15 points but added 10 assists versus Georgia for his **second double-double of the year** ... Only committed one turnover in his 35 minutes played with two steals and four rebounds.
- Kept Arkansas in the game vs Auburn (1/20) by scoring 10 of his 14 points in the first half, including a 3-pointer to trim a 16-point deficit with 2:06 left (Arkansas would trail by 12 at the break and won the game) ... Added five assists and a **season-high four steals**.
- Had his best game as a Razorback (and second-best career game overall) ... Scored a **season-high 25 points** (9-of-15 FG and 3-of-5 3PT) with **eight assists, one turnover**, five rebounds and **tied season-high with four steals**.
- Only scored six points in the Mississippi State win, but had a **season-high 10 deflections**, with three steals and a blocked shot, adding five assists.
- Scored a team-high 15 points (first time to lead the team in scoring this year) and **hit two free throws with 4.3 seconds left to give Arkansas an 81-80 win at Kentucky** ... Made a season-high five free throws (5-of-5).
- **For the second straight game**, made a key play late to give Arkansas a win at #10 Missouri as he blocked a shot with 21 seconds left in overtime and the Hogs up one ... Finished with 14 points, four assists and four rebounds.
- Tallied 12 points with four rebounds in the win over Alabama ... Led the team with four assists and had a **career-high four blocked shots** ... Set the tone in the first half, scoring all 12 of his points and making all five field goal attempts in the period.
- Only played 12 minutes due to foul trouble in the LSU win, but **had six rebounds — his best in an SEC game** — and two assists.
- Closed the season with an impressive performance versus Texas A&M ... Scored 22 points, including 14 in the first half to keep the Hogs in the game ... Had a team-best seven rebounds with four assists.
- Scored 17 in the NCAA win over Colgate with seven rebounds, four assists and just one turnover in 38:13 ... During a 17-0 run in the first half, scored or assisted on 10 of the points.

## JALEN TATE 2020-21 GAME STATS

Opponent	Date	GS	Min	FG	FGA	Pct	3FG	3A	Pct	FT	FTA	Pct	O	D	Tot	Avg	PF	FO	A	TO	Blk	Stl	Pts	Avg
MISSISSIPPI VALLEY	11/25/20	*	17	4	7	.571	2	3	.667	2	3	.667	1	4	5	5.0	3	0	6	2	0	1	12	12.0
NORTH TEXAS	11/28/20	*	26	1	5	.200	0	0	.000	0	0	.000	2	2	4	4.5	4	0	2	3	0	1	2	7.0
UT ARLINGTON	12/02/20	*	33	6	12	.500	1	3	.333	1	1	1.000	3	3	6	5.0	2	0	4	1	1	1	14	9.3
LIPSCOMB	12/05/20	*	13	3	4	.750	0	0	.000	0	0	.000	1	3	4	4.8	3	0	3	2	1	0	6	8.5
SOUTHERN U.	12/09/20	*	25	5	9	.556	1	4	.250	1	2	.500	0	4	4	4.6	1	0	2	2	0	2	12	9.2
CENTRAL ARKANSAS	12/12/20	*	30	6	8	.750	3	5	.600	2	2	1.000	0	1	1	4.0	1	0	11	0	1	1	17	10.5
ORAL ROBERTS	12/20/20	*	39	4	10	.400	0	1	.000	0	0	.000	3	3	6	4.3	4	0	4	5	0	1	8	10.1
ABILENE CHRISTIAN	12/22/20	*	26	3	8	.375	0	2	.000	2	4	.500	5	2	7	4.6	2	0	5	4	0	1	8	9.9
at Auburn	12/30/20	*	29	5	8	.625	0	1	.000	2	2	1.000	0	3	3	4.4	4	0	4	2	0	2	12	10.1
MISSOURI	01/02/21	*	30	3	5	.600	1	3	.333	1	2	.500	0	1	1	4.1	5	1	1	1	0	0	8	9.9
at Tennessee	01/06/21	*	30	7	11	.636	1	2	.500	0	1	.000	0	5	5	4.2	4	0	6	6	0	1	15	10.4
GEORGIA	01/09/21	*	35	5	10	.500	1	2	.500	4	5	.800	1	3	4	4.2	2	0	10	1	0	2	15	10.8
at LSU	01/13/21	*	21	2	5	.400	1	4	.250	1	2	.500	0	1	1	3.9	2	0	1	4	0	0	6	10.4
at Alabama	01/16/21	*	29	4	9	.444	0	2	.000	2	2	1.000	0	4	4	3.9	3	0	3	6	0	1	10	10.4
AUBURN	01/20/21	*	34	6	10	.600	2	4	.500	0	1	.000	1	3	4	3.9	5	1	5	5	1	4	14	10.6
at Vanderbilt	01/23/21	*	37	9	15	.600	3	5	.600	4	7	.571	2	3	5	4.0	2	0	8	1	1	4	25	11.5
OLE MISS	01/27/21	*	37	3	7	.429	2	4	.500	1	3	.333	1	1	2	3.9	3	0	3	3	0	2	9	11.4
at Oklahoma State	01/30/21	*	24	1	5	.200	0	0	.000	1	2	.500	0	0	0	3.7	1	0	2	4	0	1	3	10.9
MISSISSIPPI STATE	02/02/21	*	29	2	9	.222	0	2	.000	2	2	1.000	1	2	3	3.6	2	0	5	2	1	3	6	10.6
at Kentucky	02/09/21	*	37	5	10	.500	0	2	.000	5	5	1.000	1	3	4	3.7	2	0	3	4	0	1	15	10.9
at Missouri	02/13/21	*	40	5	9	.556	1	2	.500	3	4	.750	2	2	4	3.7	4	0	4	2	1	1	14	11.0
FLORIDA	02/16/21	*	31	6	10	.600	1	2	.500	1	2	.500	2	1	3	3.6	4	0	2	3	0	2	14	11.1
ALABAMA	02/24/21	*	37	5	7	.714	0	1	.000	2	5	.400	0	4	4	3.7	5	2	4	3	4	0	12	11.2
LSU	02/27/21	*	13	0	2	.000	0	1	.000	2	2	1.000	0	6	6	3.8	4	0	2	1	0	0	2	10.8
at South Carolina	03/02/21	*	18	1	5	.200	0	2	.000	0	0	.000	1	0	1	3.6	2	0	1	3	0	0	2	10.4
TEXAS A&M	03/06/21	*	37	9	17	.529	2	6	.333	2	2	1.000	1	6	7	3.8	2	0	4	1	0	0	22	10.9
vs Missouri	03/12/21	*	22	1	3	.333	0	0	.000	2	2	1.000	0	2	2	3.7	3	0	0	2	0	0	4	10.6
vs LSU	03/13/21	*	25	1	6	.167	1	4	.250	0	2	.000	0	5	5	3.8	4	0	4	1	1	0	3	10.4
vs Colgate	03/19/21	*	38	6	13	.462	1	4	.250	4	4	1.000	1	6	7	3.9	3	0	4	1	0	0	17	10.6
vs Texas Tech	03/21/21	*	31	2	9	.222	0	1	.000	6	6	1.000	2	1	3	3.8	4	0	2	2	0	0	10	10.6
<b>Totals</b>			<b>30</b>	<b>873</b>	<b>120</b>	<b>248</b>	<b>.484</b>	<b>24</b>	<b>72</b>	<b>.333</b>	<b>53</b>	<b>75</b>	<b>.707</b>	<b>31</b>	<b>84</b>	<b>115</b>	<b>3.8</b>	<b>90</b>	<b>4</b>	<b>115</b>	<b>77</b>	<b>12</b>	<b>317</b>	<b>10.6</b>

\* - Granted medical redshirt in 2016-17 due to injury

## JALEN TATE CAREER STATISTICS

Year	GP	GS	Min	Avg	FG	FGA	Pct	3FG	3FGA	Pct	FT	FTA	Pct	Off	Def	Tot	Avg	PF	FO	Ass	TO	Blk	Stl	Pts	Avg
2016-17 (NKU)*	8	8	150	18.8	14	34	.418	1	10	.100	8	24	.333	4	12	16	2.0	24	1	13	10	2	7	37	4.6
2017-18 (NKU)	32	31	731	22.8	71	151	.470	6	28	.214	35	55	.634	9	63	72	2.3	102	3	65	37	19	44	183	5.7
2018-19 (NKU)	31	23	837	27.0	159	295	.539	24	59	.407	83	136	.610	30	106	136	4.4	92	1	128	76	21	37	425	13.7
2019-20 (NKU)	22	20	666	30.3	112	231	.485	8	44	.182	73	108	.676	34	84	118	5.4	66	1	79	60	11	41	305	13.9
2020-21 (ARK)	30	30	873	29.1	120	248	.484	24	72	.333	53	75	.707	31	84	115	3.8	90	4	115	77	12	32	317	10.6
<b>TOTAL</b>	<b>123</b>	<b>112</b>	<b>3257</b>	<b>26.5</b>	<b>476</b>	<b>959</b>	<b>.496</b>	<b>63</b>	<b>213</b>	<b>.296</b>	<b>252</b>	<b>398</b>	<b>.633</b>	<b>108</b>	<b>349</b>	<b>457</b>	<b>3.7</b>	<b>374</b>	<b>10</b>	<b>400</b>	<b>260</b>	<b>65</b>	<b>161</b>	<b>1267</b>	<b>10.3</b>

## DOUBLE-DOUBLES (4)

SOPHOMORE	(1)
01/26/19 • MILWAUKEE	13 pts 10 reb
JUNIOR	(1)
01/31/20 • at Green Bay	17 pts 12 reb
GRAD SENIOR	(2)
12/20/20 • CENTRAL ARKANSAS	17 pts 11 ast
01/09/21 • GEORGIA	15 pts 10 ast

• Dished 300th career assist vs LIP (12/05/20)	
• Scored 1,000th career point vs UCA (12/20)	
• Grabbed 400th career rebound vs AUB (1/20)	
• Led his team in Pts: .....	13
• Led his team in Rebs: .....	7
• CAREER: Double-figure Pts: .....	61
20-pt gms: .....	7
Gms with 5+ Assists: .....	27
Gms with 3+ Steals: .....	12

## PERSONAL BESTS

POINTS	
Season: 25	at Vanderbilt (01/23/21)
Career: 31	vs IUPUI (02/14/20)
SEC: 25	at Vanderbilt (01/23/21)
FG MADE	
Season: 9 (2x)	last vs Texas A&M (03/06/21)
Career: 11	at Green Bay (02/14/20)
SEC: 9 (2x)	last vs Texas A&M (03/06/21)
FG ATTEMPTED	
Season: 17	last vs Texas A&M (03/06/21)
Career: 19	at Green Bay (02/14/20)
SEC: 17	last vs Texas A&M (03/06/21)
3-PT FG MADE	
Season: 3 (2x)	last at Vanderbilt (01/23/21)
Career: 4	at Green Bay (02/14/20)
SEC: 3	at Vanderbilt (01/23/21)
3-PT FG ATT	
Season: 6	vs Texas A&M (03/06/21)
Career: 6	vs Texas A&M (03/06/21)
SEC: 6	vs Texas A&M (03/06/21)

FT MADE	
Season: 5	at Kentucky (02/09/21)
Career: 10	vs Green Bay (03/09/20)
SEC: 5	at Kentucky (02/09/21)
FT ATTEMPTED	
Season: 7	at Vanderbilt (01/23/21)
Career: 15	vs Texas A&M (03/06/21)
SEC: 7	at Vanderbilt (01/23/21)

REBOUNDS	
Season: 7 (3x)	last vs Colgate (03/19/21)
Career: 12	at Green Bay (01/31/20)
SEC: 7	vs Texas A&M (03/06/21)

ASSISTS	
Season: 11	vs Central Arkansas (12/20/20)
Career: 11	vs Central Arkansas (12/20/20)
SEC: 10	vs Georgia (01/09/21)

STEALS	
Season: 5	vs Auburn (01/20/21)
Career: 6	vs IUPUI (02/14/20)
SEC: 5	vs Auburn (01/20/21)

BLOCKED SHOTS	
Season: 4	vs Alabama (02/24/21)
SEC: 4	vs Alabama (02/24/21)
SEC: 4	vs Alabama (02/24/21)

MINUTES	
Season: 40:36	at Missouri (02/13/21)
Career: 40:36	at Missouri (02/13/21)
SEC: 40:36	at Missouri (02/13/21)





# KHALEN "KK" ROBINSON

Fr. | 6 | 6-0 | 175

Little Rock, Ark. | Oak Hill Academy

12

@onekrob2

@khal2n

- Born Aug. 7, 2001 in Little Rock
- Parents: Kelvin and Rheagan Robinson
- Consensus 4-star ... 3x first team All-State (2x in Ark. and once in Va.)
- Among incoming Frosh: Rated 36th by 247Sports, 62nd by Rivals and 79th by ESPN
- If he could play with any former Razorback it would be Daniel Gafford

## MADE THE DEPARTMENT'S HONOR ROLL (GPA BETWEEN 3.0-3.49) FOR FALL 2020

Had surgery to repair a one fracture on his right foot on Jan. 10, 2021 ... Will be out for rest of the season (at least four months)

### 2020-21 HIGHLIGHTS

- Scored 15 in collegiate debut (5-8 FG • 3-5 3PT) with three assists, three rebounds and a steal.

<b>CAREER:</b>	Double-figure Pts:.....	1
	20-pt gms:.....	-
	Gms with a 3PT FG:.....	2
	Gms with 3+ 3PT FG:.....	1
	Gms with 3+ Assists:.....	1

KHALEN ROBINSON 2020-21 GAME STATS																			
Opponent	Date	GS	Min	FG	FGA	Pct	3FG	3A	Pct	FT	FTA	Pct	O	D	Tot	Avg	PF	FO	A
MISSISSIPPI VALLEY	11/25/20	18	5	8	.625	3	5	.600	2	2	1.000	0	2	2	2.0	0	0	3	1
NORTH TEXAS	11/28/20	6	0	1	.000	0	1	.000	2	2	1.000	0	0	0	1.0	1	0	0	0
UT ARLINGTON	12/02/20	13	1	1	1.000	1	1	1.000	0	0	.000	0	0	0	0.7	5	1	1	0
LIPSCOMB	12/05/20	21	2	6	.333	1	3	.333	0	0	.000	0	2	2	1.0	3	0	4	0
SOUTHERN U.	12/09/20	14	0	4	.000	0	2	.000	1	2	.500	0	2	2	1.2	1	0	1	2
CENTRAL ARKANSAS	12/12/20	2	0	0	.000	0	0	.000	0	0	.000	0	0	0	1.0	0	0	0	1
ORAL ROBERTS	12/20/20	2	0	0	.000	0	0	.000	0	0	.000	0	1	1	1.0	2	0	0	1
ABILENE CHRISTIAN	12/22/20	7	1	1	1.000	0	0	.000	1	2	.500	0	1	1	1.0	0	0	1	1
at Auburn	12/30/20	2	0	0	.000	0	0	.000	0	0	.000	0	0	0	0.9	1	0	0	0
MISSOURI	01/02/21	2	0	0	.000	0	0	.000	0	0	.000	0	0	0	0.8	1	0	0	0
at Tennessee	01/06/21	5	0	0	.000	0	0	.000	0	0	.000	0	2	2	0.9	2	0	1	1
GEORGIA	01/09/21	DNP-Inj																	
at LSU	01/13/21	DNP-Inj																	
at Alabama	01/16/21	DNP-Inj																	
AUBURN	01/20/21	DNP-Inj																	
at Vanderbilt	01/23/21	DNP-Inj																	
OLE MISS	01/27/21	DNP-Inj																	
at Oklahoma State	01/30/21	DNP-Inj																	
MISSISSIPPI STATE	02/02/21	DNP-Inj																	
at Kentucky	02/09/21	DNP-Inj																	
at Missouri	02/13/21	DNP-Inj																	
FLORIDA	02/16/21	DNP-Inj																	
ALABAMA	02/24/21	DNP-Inj																	
LSU	02/27/21	DNP-Inj																	
at South Carolina	03/02/21	DNP-Inj																	
TEXAS A&M	03/06/21	DNP-Inj																	
vs Missouri	03/12/21	DNP-Inj																	
vs LSU	03/13/21	DNP-Inj																	
vs Colgate	03/19/21	DNP-Inj																	
vs Texas Tech	03/21/21	DNP-Inj																	
<b>Totals</b>		<b>0</b>	<b>92</b>	<b>9</b>	<b>21</b>	<b>.429</b>	<b>5</b>	<b>12</b>	<b>.417</b>	<b>6</b>	<b>8</b>	<b>.750</b>	<b>0</b>	<b>10</b>	<b>10</b>	<b>0.9</b>	<b>16</b>	<b>1</b>	<b>11</b>

### PERSONAL BESTS

<b>POINTS</b>	
Season: 15	vs Mississippi Valley State (11/25/20)
SEC: -	
<b>FG MADE</b>	
Season: 5	vs Mississippi Valley State (11/25/20)
SEC: -	
<b>FG ATTEMPTED</b>	
Season: 8	vs Mississippi Valley State (11/25/20)
SEC: -	
<b>3-POINT FG MADE</b>	
Season: 3	vs Mississippi Valley State (11/25/20)
SEC: -	
<b>3-PT FG ATTEMPTS</b>	
Season: 5	vs Mississippi Valley State (11/25/20)
SEC: -	
<b>FT MADE</b>	
Season: 2 (2x)	last vs North Texas (11/28/20)
SEC: -	
<b>FT ATTEMPTED</b>	
Season: 2 (3x)	last vs Southern (12/09/20)
SEC: -	
<b>REBOUNDS</b>	
Season: 3	vs Mississippi Valley State (11/25/20)
SEC: 2	at Tennessee (01/06/21)
<b>ASSISTS</b>	
Season: 4	vs Lipscomb (12/05/20)
SEC: 1	at Tennessee (01/06/21)
<b>STEALS</b>	
Season: 1	vs Mississippi Valley State (11/25/20)
SEC: -	
<b>BLOCKED SHOTS</b>	
Season: 1	vs Oral Roberts (12/20/20)
SEC: -	
<b>MINUTES</b>	
Season: 20:36	vs Mississippi Valley State (11/25/20)
SEC: 4:52	at Tennessee (01/06/21)

### KHALEN ROBINSON CAREER STATISTICS

Year	GP	GS	Min	Avg	FG	FGA	Pct	3FG	3FGA	Pct	FT	FTA	Pct	Off	Def	Tot	Avg	PF	FO	Ast	TO	Blk	Stl	Pts	Avg
2020-21	11	0	92	8.4	9	21	.429	5	12	.417	6	8	.750	0	10	10	0.9	16	1	11	6	1	3	29	2.6



# ABAYOMI "BAYBE" IYIOLA 22

R-Jr. / F | 6-9 | 230  
Atlanta, Ga. | Stetson Univ.

@abosticall  
baybe\_iyiola

• Played two seasons at Stetson University, transferring to Arkansas for the 2019-20 season ... Originally from Nigeria but played all four years of high school at Greenforest Academy ... Led the Hatters in both scoring (10.8 avg.) and rebounding (7.6 avg.) in 2018-19 and was named to the 2018 ASUN All-Freshman team.

- Had knee (right) surgery in the summer ... Began practicing with the team on Dec. 26.
- Officially came off the "IR" as he dressed for the Florida game (Feb. 16).
- Saw his first game action at South Carolina and he pulled down a rebound.

- Born: Jan. 20, 1998 in Ibadan, Nigeria
- Parents: Son of Lasidi and Alirat Iyiola
- Pronounced **ah-BAH-yum-Mee EE-EE-oh-la ... Goes by Baybe (pronounced Bay-bey)**
- In 2 yrs at Stetson, led the Hatters in scoring 10x and rebounding 38x
- Member of SAAC ... Had knee surgery in summer of 2020 and will be out until Jan. 2021

• 66 rebs to 400  
• Led his team in Pts: ..... 10  
• Led his team in Rebs: ..... 38  
• CAREER: Double-figure Pts: ..... 33  
20-pt gms: ..... 3  
Double-figure Rebs: ..... 14  
Games with 3+ Blks: ..... 3

## DOUBLE-DOUBLES (12)

SOPHOMORE (8)			
11/11/18 • at Missouri State	14 pts	11 reb	
11/23/18 • VMI	^ 12 pts	13 reb	
11/26/18 • at Bethune-Cookman	^ 16 pts	10 reb	
12/05/18 • Western Illinois	22 pts	11 reb	
01/27/19 • Lipscomb	12 pts	10 reb	
02/02/19 • Kennesaw State	^ 15 pts	11 reb	
02/05/19 • at Liberty	^ 16 pts	12 reb	
02/26/19 • at North Florida	16 pts	13 reb	
^ - back-to-back games			

FRESHMAN (4)			
11/10/17 • Webber International	21 pts	13 reb	
01/13/18 • USC Upstate	12 pts	11 reb	
02/10/18 • at NJIT	12 pts	11 reb	
02/26/18 • at Lipscomb	18 pts	10 reb	

## ABAYOMI IYIOLA 2020-21 GAME STATS

Opponent	Date	GS	Min	FG	FGA	Pct	3FG	3A	Pct	FT	FTA	Pct	O	D	Tot	Avg	PF	FO	A	TO	Blk	Stl	Pts	Avg
MISSISSIPPI VALLEY	11/25/20	DNP-Inj																						
NORTH TEXAS	1/28/20	DNP-Inj																						
UT ARLINGTON	12/02/20	DNP-Inj																						
LIPSCOMB	12/05/20	DNP-Inj																						
SOUTHERN U.	12/09/20	DNP-Inj																						
CENTRAL ARKANSAS	12/12/20	DNP-Inj																						
ORAL ROBERTS	12/20/20	DNP-Inj																						
ABILENE CHRISTIAN	12/22/20	DNP-Inj																						
at Auburn	12/30/20	DNP-Inj																						
MISSOURI	01/02/21	DNP-Inj																						
at Tennessee	01/06/21	DNP-Inj																						
GEORGIA	01/09/21	DNP-Inj																						
at LSU	01/13/21	DNP-Inj																						
at Alabama	01/16/21	DNP-Inj																						
AUBURN	01/20/21	DNP-Inj																						
at Vanderbilt	01/23/21	DNP-Inj																						
OLE MISS	01/27/21	DNP-Inj																						
at Oklahoma State	01/30/21	DNP-Inj																						
MISSISSIPPI STATE	02/02/21	DNP-Inj																						
at Kentucky	02/09/21	DNP-Inj																						
at Missouri	02/13/21	DNP-Inj																						
FLORIDA	02/16/21	DNP																						
ALABAMA	02/24/21	DNP																						
LSU	02/27/21	DNP																						
at South Carolina	03/02/21	2		0	0	.000	0	0	.000	0	0	.000	0	1	1	1.0	0	0	0	0	0	0	0	0.0
TEXAS A&M	03/06/21	DNP																						
vs Missouri	03/12/21	DNP																						
vs LSU	03/13/21	DNP																						
vs Colgate	03/19/21	DNP																						
vs Texas Tech	03/21/21	DNP																						
Totals		0	2	0	0	.000	0	0	.000	0	0	.000	0	1	1	1.0	0	0	0	0	0	0	0	0.0

## ABAYOMI IYIOLA CAREER STATISTICS

Year	GP	GS	Min	Avg	FG	FGA	Pct	3FG	3FGA	Pct	FT	FTA	Pct	Off	Def	Tot	Avg	PF	FO	Ast	TO	Blk	Stl	Pts	Avg
2017-18 (STET)	32	8	616	19.3	139	268	.519	0	3	.000	44	65	.677	77	122	199	6.2	97	3	5	35	21	16	322	10.1
2018-19 (STET)	31	31	709	22.9	135	279	.484	1	8	.125	63	86	.733	85	150	235	7.6	88	3	14	40	37	30	334	10.8
2019-20 - REDSHIRTED																									
2020-21 (ARK)	1	0	2	2.0	0	0	.000	0	0	.000	0	0	.000	0	1	1	1.0	0	0	0	0	0	0	0	0.0
TOTAL	64	39	1327	20.7	274	547	.501	1	11	.091	107	151	.709	162	273	435	6.8	185	36	19	75	58	46	656	10.3

## PERSONAL BESTS

### POINTS

Season:  
Career: 40 vs Florida Memorial (11/21/18)  
SEC:

### FG MADE

Season:  
Career: 16 vs Florida Memorial (11/21/18)  
SEC:

### FG ATTEMPTED

Season:  
Career: 23 at NC State (12/22/17)  
SEC:

### 3-POINT FG MADE

Season:  
Career: 5 (6x) last vs FGCU (03/01/19)  
SEC:

### 3-PT FG ATTEMPTS

Season:  
Career: 14 vs FGCU (03/01/19)  
SEC:

### FT MADE

Season:  
Career: 6 (5x) last at North Florida (01/24/19)  
SEC:

### FT ATTEMPTED

Season:  
Career: 9 vs Bethune-Cookman (11/30/17)  
SEC:

### REBOUNDS

Season:  
Career: 14 vs Stetson (01/30/19)  
SEC:

### ASSISTS

Season:  
Career: 10 at Kennesaw State (01/09/19)  
SEC:

### STEALS

Season:  
Career: 5 (2x) at FGCU (02/02/19)  
SEC:

### BLOCKED SHOTS

Season:  
Career: 3 (3x) last vs North Florida (02/20/19)  
SEC:

### MINUTES

Season:  
Career: 46 vs Gardner-Webb (11/26/17)  
SEC:





# CONNOR VANOVER

R-So. | F | 7-3 | 247

Little Rock, Ark. | California

23

@Vanover\_Connor

@cv\_23

- Born: June 23, 1999 in Little Rock
- Parents: Chris and Robyn Vanover
- Mother played for UA women's basketball (1986-89) and led team in blocked shots 3x
- Has two older brothers, twins Brandon (7-0) and Justin (7-1)
- Rated the 44th-best "Sit-Out" Transfer in the Nation by ESPN.com

## • Rated the 44th-best "Sit-Out" Transfer in the Nation by ESPN.com for the 2020-21 season.

• Played one season at Cal ... Averaged 12.8 points and 5.0 rebounds over his final 10 games ... Included in the 10-game span was a career-high 24 points versus Stanford and eight boards against Southern California ... Led the team with 35 blocked shots and shot 35.5 percent from 3-point range (27-of-76).

• Coach Musselman said his play at Auburn in the SEC opener was "his best overall game" ... Also praised for his effort in the win over Ole Miss.

## • Has only missed one free throw this season (his 20th attempt) and is 20-of-21 for the season.

• Had six blocks vs North Texas — Over the last 10 regular-season games, had 25 blocked shots (2.5 avg.) including 5 vs Ole Miss • 5 at Ok State • 4 at USC  
^ 5th SEC / 35th NCAA in blocked shots (1.82) ... 26th in NCAA / 3rd SEC in total blocked shots (5.1)

• On a per 40 minute basis, averages 15.4 pts • 7 rebounds • 4.3 blocks

• Starting with SEC play, made just 4 of his first 21 (19%) from 3-point range ... LAST 11 GMS: 9-of-25 (36%)

## 2020-21 HIGHLIGHTS:

- Had a game-high 23 points — one shy of his career high — and tied a then career-high with eight rebounds ... Drained 4-of-5 from 3-point range and added three blocked shots ... 23 pts ties for 3rd-best production by a Razorback in his debut since 1980.
- Only scored six points, but had a **career-high 16 rebounds** and **tied his career-high with six blocked shots** ... Only Razorback on record to have as many as 16 rebounds and six blocked shots in a game ... Only SEC player to have 16 and 6 since in a game since Kentucky's Anthony Davis had 16 and 6 (ironically with just six points too) in the 2012 national championship game.
- Scored 12 points in just 12 minutes versus UT Arlington, making 5-of-6 shots, including 2-of-3 from 3-point range.
- Was just 2-of-8 from the field (all 3-pointers) versus Lipscomb but had a game-high nine rebounds with four blocked shots in just 15 minutes played.
- Only scored three points vs Southern (a 3-pointer) but had nine rebounds (all defensive) with three blocked shots and a **career-high three steals**.
- Had his second career double-digit rebound game with 10 versus Central Arkansas (nine defensive) ... Added nine points and two blocked shots.
- Pumped in 17 points, making 6-of-6 from the free throw line, at Auburn with five rebounds.
- Contributed 12 points and seven rebounds at Tennessee, making 5-of-9 FG and 1-of-3 3PT.
- In the win vs Ole Miss, only scored eight points, but effected the game in many ways ... Had a team-best seven rebounds (only had 10 in previous five games) and blocked five shots (only had five in his previous 10 games) ... **Played all 20 minutes of the second half** and 28:45 for the game (only played 40 total minutes his previous five games including 18 at Vandy).
- For the second straight game, had five blocked shots (all in the second half) at Oklahoma State.
- Led Arkansas with 13 points versus Mississippi State, adding eight rebounds, three blocked shots and two steals ... **Played all 20 minutes of the second half** with 11 points, six boards, both steals and all three blocked shots.
- Made four field goals and scored 12 points at Kentucky ... Sank 2-of-4 3-pointers and had two dunks ... Snapped an eight-game streak with no free throws by going 2-of-2 ... Recorded two blocked shots.
- Had 12 points and two blocked shots at Missouri ... Struggled early (zero stats in 4:07 playing time in the first half) ... Played 18:26 of the second half and scored all 12 of his points (5-of-6 shooting overall and 2-of-3 from 3-point range) with two assists.
- Was a strong presence in the middle at South Carolina with six rebounds and four blocked shots.

## CONNOR VANOVER 2020-21 GAME STATS

Opponent	Date	GS	Min	FG	FGA	Pct	3FG	3A	Pct	FT	FTA	Pct	O	D	Tot	Avg	PF	FO	A	TO	Blk	Stl	Pts	Avg	
MISSISSIPPI VALLEY	11/25/20		19	8	11	.727	4	5	.800	3	3	1.000	3	5	8	8.0	0	0	0	0	3	0	23	23.0	
NORTH TEXAS	11/28/20	*	34	3	4	.750	0	1	.000	0	0	.000	2	14	16	12.0	2	0	2	2	6	0	6	14.5	
UT ARLINGTON	12/02/20	*	12	5	6	.833	2	3	.667	0	0	.000	1	1	2	8.7	1	0	0	0	2	1	12	13.7	
LIPSCOMB	12/05/20	*	15	2	8	.250	2	8	.250	0	0	.000	0	9	9	8.8	0	0	1	0	4	1	6	11.8	
SOUTHERN U.	12/09/20	*	20	1	4	.250	1	3	.333	0	0	.000	0	9	9	8.8	1	0	0	0	3	3	3	10.0	
CENTRAL ARKANSAS	12/12/20	*	27	4	8	.500	1	2	.500	0	0	.000	1	9	10	9.0	1	0	0	1	2	0	9	9.8	
ORAL ROBERTS	12/20/20	*	9	1	5	.200	1	3	.333	0	0	.000	1	2	3	8.1	0	0	0	0	0	0	3	8.9	
ABILENE CHRISTIAN	12/22/20	*	26	2	5	.400	0	2	.000	3	3	1.000	1	3	4	7.6	2	0	2	1	0	0	7	8.6	
at Auburn	12/30/20	*	26	5	11	.455	1	6	.167	6	6	1.000	3	2	5	7.3	3	0	0	0	1	1	17	9.6	
MISSOURI	01/02/21	*	20	0	11	.000	0	5	.000	4	4	1.000	2	5	7	7.3	3	0	2	0	2	2	4	9.0	
at Tennessee	01/06/21	*	27	5	9	.556	1	3	.333	1	1	1.000	2	5	7	7.3	4	0	0	0	1	0	12	9.3	
GEORGIA	01/09/21	*	3	0	0	.000	0	0	.000	0	0	.000	1	1	2	6.8	0	0	0	1	0	0	0	8.5	
at LSU	01/13/21	*	8	1	3	.333	1	2	.500	0	0	.000	1	1	2	6.5	1	0	0	0	0	0	3	8.1	
at Alabama	01/16/21	*	2	0	0	.000	0	0	.000	0	0	.000	0	0	0	6.0	0	0	0	0	0	0	0	7.5	
AUBURN	01/20/21	*	9	1	3	.333	0	1	.000	0	0	.000	0	3	3	5.8	0	0	0	0	0	0	2	7.1	
at Vanderbilt	01/23/21	*	18	2	3	.667	1	2	.500	0	0	.000	0	3	3	5.6	0	0	1	1	1	0	5	7.0	
OLE MISS	01/27/21	*	29	4	8	.500	0	2	.000	0	0	.000	2	5	7	5.7	3	0	1	1	5	0	8	7.1	
at Oklahoma State	01/30/21	*	26	4	9	.444	1	4	.250	0	0	.000	1	3	4	5.6	1	0	0	3	5	1	9	7.2	
MISSISSIPPI STATE	02/02/21	*	29	6	11	.545	1	4	.250	0	0	.000	3	5	8	5.7	4	0	2	3	3	2	13	7.5	
at Kentucky	02/09/21	*	17	4	7	.571	2	4	.500	2	2	1.000	0	4	4	5.7	2	0	0	0	2	0	12	7.7	
at Missouri	02/13/21	*	25	5	7	.714	2	4	.500	0	0	.000	1	3	4	5.6	3	0	2	3	2	0	12	7.9	
FLORIDA	02/16/21	*	17	3	7	.429	1	2	.500	1	2	.500	2	1	3	5.5	3	0	0	1	2	1	8	7.9	
ALABAMA	02/24/21	*	10	1	3	.333	0	1	.000	0	0	.000	0	1	1	5.3	1	0	0	1	1	0	2	7.7	
LSU	02/27/21	*	6	0	0	.000	0	0	.000	0	0	.000	0	1	1	5.1	0	0	0	0	1	0	0	7.3	
at South Carolina	03/02/21	*	20	1	5	.200	1	3	.333	0	0	.000	0	6	6	5.1	1	0	1	1	4	0	3	7.2	
TEXAS A&M	03/06/21	*	12	2	3	.667	1	2	.500	0	0	.000	0	2	2	5.0	0	0	0	0	1	0	5	7.1	
vs Missouri	03/12/21	*	8	0	0	.000	0	0	.000	0	0	.000	0	1	1	4.9	1	0	0	1	0	0	0	6.8	
vs LSU	03/13/21	*	5	0	3	.000	0	2	.000	0	0	.000	0	0	0	4.7	0	0	0	0	1	0	0	6.6	
vs Colgate	03/19/21	*	4	0	1	.000	0	0	.000	0	0	.000	0	0	0	4.5	0	0	0	0	0	0	0	6.3	
vs Texas Tech	03/21/21	DNP																							
Totals			27	483	70	155	.452	24	74	.324	20	21	.952	27	104	131	4.5	37	0	14	21	51	13	184	6.3

## CONNOR VANOVER CAREER STATISTICS

Year	GP	GS	Min	Avg	FG	FGA	Pct	3FG	3FGA	Pct	FT	FTA	Pct	Off	Def	Tot	Avg	PF	FO	Asst	TO	Blk	Stl	Pts	Avg
2018-19 (CAL)	28	15	491	17.5	83	177	.469	27	76	.355	16	24	.667	21	62	83	3.0	38	2	5	18	35	7	209	7.5
2019-20 - REDSHIRTED																									
2020-21 (ARK)	29	27	483	16.7	70	155	.452	24	74	.324	20	21	.952	27	104	131	4.5	37	0	14	21	51	13	184	6.3
<b>TOTAL</b>	57	42	974	17.1	153	332	.461	51	150	.340	36	45	.800	48	166	214	3.8	75	2	19	39	86	20	393	6.9

• Led his team in Pts: .....	3
• Led his team in Rebs: .....	7
• CAREER: Double-figure Pts: .....	14
Double-figure rebs: .....	2
20-pt gms: .....	2
Gms with a 3 PT FG: .....	29
Gms with 3+ 3PT FG: .....	2
Gms with 3+ Blks: .....	12

## PLAYERS IN THE NCAA WITH 50+ BLOCKS AND 20+ 3'S MADE

Connor Vanover, ARK	51 blocks	24 3's
Hayden Koval, UNCG	65 blocks	26 3's
Jay Huff, UVA	62 blocks	28 3's

Vanover the first Arkansas player with 50+ blocks and 20+ 3's made in a season. Only nine other Hogs have reached those levels in an entire career: (HogStats.com)

Carl Baker (54 BLK • 29 3's)	Todd Day (102 BLK • 226 3's)
Ron Huery (70 BLK • 94 3's)	Vincent Hunter (79 BLK • 32 3's)
Bobby Portis (104 BLK • 23 3's)	Marshawn Powell (96 BLK • 42 3's)
Michael Qualls (55 BLK • 103 3's)	Darnell Robinson (62 BLK • 28 3's)
Mike Washington (107 BLK • 22 3's)	

## PERSONAL BESTS

<b>POINTS</b>		
Season: 23	vs Mississippi Valley State (11/25/20)	
Career: 24	at Stanford (03/07/19)	
SEC: 17	at Auburn (12/30/20)	

<b>FG MADE</b>		
Season: 8	vs Mississippi Valley State (11/25/20)	
Career: 9	at Stanford (03/07/19)	
SEC: 6	vs Mississippi State (02/02/21)	

<b>FG ATTEMPTED</b>		
Season: 11 (4x)	last vs Mississippi State (02/02/21)	
Career: 15	vs Washington (02/28/19)	
SEC: 11 (3x)	last vs Mississippi State (02/02/21)	

<b>3-POINT FG MADE</b>		
Season: 4	vs Mississippi Valley State (11/25/20)	
Career: 5	at Stanford (03/07/19)	
SEC: 2 (2x)	last at Missouri (02/13/21)	

<b>3-PT FG ATTEMPTS</b>		
Season: 8	vs Lipscomb (12/05/20)	
Career: 8	vs Lipscomb (12/05/20)	
SEC: 6	at Auburn (12/30/20)	

<b>FT MADE</b>		
Season: 6	at Auburn (12/30/20)	
Career: 6	at Auburn (12/30/20)	
SEC: 6	at Auburn (12/30/20)	

<b>FT ATTEMPTED</b>		
Season: 6	at Auburn (12/30/20)	
Career: 6	at Auburn (12/30/20)	
SEC: 6	at Auburn (12/30/20)	

<b>REBOUNDS</b>		
Season: 16	vs North Texas (11/28/20)	
Career: 16	vs North Texas (11/28/20)	
SEC: 8	vs Mississippi State (02/02/21)	

<b>ASSISTS</b>		
Season: 2 (5x)	last at Missouri (02/13/21)	
Career: 2 (7x)	last at Missouri (02/13/21)	
SEC: 2 (2x)	last at Missouri (02/13/21)	

<b>STEALS</b>		
Season: 3	vs Southern (12/09/20)	
Career: 3	vs Southern (12/19/20)	
SEC: 2 (2x)	last vs Mississippi State (02/02/21)	

<b>BLOCKED SHOTS</b>		
Season: 6	vs North Texas (11/28/20)	
Career: 6 (2x)	last vs North Texas (11/28/20)	
SEC: 5	vs Ole Miss (01/27/21)	

<b>MINUTES</b>		
Season: 34:05	vs North Texas (11/28/20)	
Career: 34:05	vs North Texas (11/28/20)	
SEC: 28:45	at Auburn (12/30/20)	



# ETHAN HENDERSON

Jr. | F | 6-8 | 210

Little Rock, Ark. | Parkview Magnet HS

**24**

@kvng44

@kvng44

- Has been productive in his limited playing time.
- On a per 40-minute basis, averages 8.1 points, .8 rebounds and 4.6 blocked shots.
- Of his 10 field goals made, seven are dunks ... For his career: 27 FG made with 16 dunks
- Has 12 blocked shots for the season — 5 in two games vs Alabama (3 there and 2 here) and five at the SEC Tournament (2 vs Mizzou and 3 vs LSU)

- Born: Feb. 14, 2000 in Little Rock
- His ultimate pick-up game would be his team (with Kobe, LeBron, Shaq & Kyrie) vs. Stephen, Magic, Stockton, The Admiral & Kareem.
- If he could play with any former Razorback it would be Scottie Thurman.

- Led the Razorbacks in Rebs: .....2
- Double-figure Pts: .....1

## 2020-21 HIGHLIGHTS:

- Had a productive 15:31 minutes played at Alabama with four rebounds and a season-high three blocked shots.
- Also played well in the win over Alabama ... Had two points, two rebounds, an assist and two blocked shots in 7:33.
- Provided a spark in the first half in the SEC quarterfinal win over Missouri ... Played strong defense, making two shots (both dunks) with two blocked shots.
- Rewarded by playing a season-high 26:24 in the SEC semifinals versus LSU ... Was 2-of-4 shooting (both dunks) with a season-high seven rebounds and three blocked shots.

## ETHAN HENDERSON 2020-21 GAME STATS

Opponent	Date	GS	Min	FG	FGA	Pct	3FG	3A	Pct	FT	FTA	Pct	O	D	Tot	Avg	PF	FO	A	TO	Blk	Stl	Pts	Avg
MISSISSIPPI VALLEY	11/25/20	7	1	1	1.000		0	0	.000	0	0	.000	2	1	3	3.0	1	0	0	0	1	0	2	2.0
NORTH TEXAS	1/28/21	DNP																						
UT ARLINGTON	12/02/20	DNP																						
LIPSCOMB	12/05/20	14	2	3	.667		0	0	.000	0	0	.000	1	3	4	3.5	1	0	0	0	1	0	4	3.0
SOUTHERN U.	12/09/20	5	0	0	.000		0	0	.000	0	0	.000	1	1	2	3.0	0	0	0	0	0	0	0	2.0
CENTRAL ARKANSAS	12/12/20	DNP																						
ORAL ROBERTS	12/20/20	DNP																						
ABILENE CHRISTIAN	12/22/20	DNP																						
at Auburn	12/30/20	1	0	0	.000		0	0	.000	0	0	.000	0	0	0	2.3	1	0	0	0	0	0	0	1.5
MISSOURI	01/02/21	3	0	0	.000		0	0	.000	1	2	.500	0	0	0	1.8	0	0	0	0	0	0	1	1.4
at Tennessee	01/06/21	3	0	0	.000		0	0	.000	0	0	.000	0	0	0	1.5	0	0	0	1	0	0	0	1.2
GEORGIA	01/09/21	2	1	1	1.000		0	0	.000	0	0	.000	1	0	1	1.4	0	0	0	0	0	0	2	1.3
at LSU	01/13/21	3	0	0	.000		0	0	.000	0	0	.000	0	0	0	1.3	1	0	0	0	0	0	0	1.1
at Alabama	01/16/21	15	1	2	.500		0	0	.000	0	0	.000	2	2	4	1.6	1	0	0	1	3	0	2	1.2
AUBURN	01/20/21	2	0	0	.000		0	0	.000	0	0	.000	0	0	0	1.4	1	0	0	0	0	0	0	1.1
at Vanderbilt	01/23/21	DNP																						
OLE MISS	01/27/21	DNP																						
at Oklahoma State	01/30/21	DNP																						
MISSISSIPPI STATE	02/02/21	0	0	0	.000		0	0	.000	0	0	.000	0	0	0	1.3	0	0	0	0	0	0	0	1.0
at Kentucky	02/09/21	DNP																						
at Missouri	02/13/21	DNP																						
FLORIDA	02/16/21	DNP																						
ALABAMA	02/24/21	8	1	1	1.000		0	0	.000	0	2	.000	1	1	2	1.3	0	0	1	0	2	0	2	1.1
LSU	02/27/21	DNP																						
at South Carolina	03/02/21	6	0	0	.000		0	0	.000	0	0	.000	0	0	0	1.2	2	0	0	0	0	0	0	1.0
TEXAS A&M	03/06/21	DNP																						
vs Missouri	03/12/21	9	2	2	1.000		0	0	.000	0	0	.000	0	0	0	1.1	3	0	0	0	2	0	4	1.2
vs LSU	03/13/21	26	2	4	.500		0	0	.000	0	0	.000	4	3	7	1.5	2	0	1	1	3	0	4	1.4
vs Colgate	03/19/21	DNP																						
vs Texas Tech	03/21/21	DNP																						
<b>Totals</b>		<b>0</b>	<b>104</b>	<b>10</b>	<b>14</b>	<b>.714</b>	<b>0</b>	<b>0</b>	<b>.000</b>	<b>1</b>	<b>4</b>	<b>.250</b>	<b>12</b>	<b>11</b>	<b>23</b>	<b>1.5</b>	<b>13</b>	<b>0</b>	<b>2</b>	<b>3</b>	<b>12</b>	<b>0</b>	<b>21</b>	<b>1.4</b>

## ETHAN HENDERSON CAREER STATISTICS

Year	GP	GS	Min	Avg	FG	FGA	Pct	3FG	3FGA	Pct	FT	FTA	Pct	Off	Def	Tot	Avg	PF	FO	Ass	TO	Blk	Stl	Pts	Avg
2018-19	12	0	51	4.3	5	10	.500	0	0	.000	1	3	.333	3	9	12	1.0	6	0	1	3	2	3	11	0.9
2019-20	20	6	184	9.2	12	21	.571	0	0	.000	7	17	.412	16	30	46	2.3	32	1	4	2	16	4	31	1.6
2020-21	15	0	104	6.9	10	14	.714	0	0	.000	1	4	.250	12	11	23	1.5	13	0	2	3	12	0	21	1.4
<b>TOTAL</b>	<b>47</b>	<b>6</b>	<b>339</b>	<b>7.2</b>	<b>27</b>	<b>45</b>	<b>.600</b>	<b>0</b>	<b>0</b>	<b>.000</b>	<b>9</b>	<b>24</b>	<b>.375</b>	<b>31</b>	<b>50</b>	<b>81</b>	<b>1.7</b>	<b>51</b>	<b>1</b>	<b>7</b>	<b>8</b>	<b>30</b>	<b>7</b>	<b>63</b>	<b>1.3</b>

## PERSONAL BESTS

### POINTS

Season: 4 (3x) last vs LSU (03/13/21)  
Career: 10 vs LSU (03/04/20)  
SEC: 10 vs LSU (03/04/20)

### FG MADE

Season: 2 (3x) last vs LSU (03/13/21)  
Career: 3 (3x) last vs LSU (03/04/20)  
SEC: 3 (2x) last vs LSU (03/04/20)

### FG ATTEMPTED

Season: 4 vs LSU (03/13/21)  
Career: 6 at Providence (03/19/19)  
SEC: 4 at Florida (02/18/20)

### 3-POINT FG MADE

Career: ---

### 3-PT FG ATTEMPTS

Career: ---

### FT MADE

Season: 1 vs Missouri (01/02/21)  
Career: 4 vs LSU (03/04/20)  
SEC: 4 vs LSU (03/04/20)

### FT ATTEMPTED

Season: 3 vs Missouri (01/02/21)  
Career: 9 vs LSU (03/04/20)  
SEC: 9 vs LSU (03/04/20)

### REBOUNDS

Season: 7 vs LSU (03/13/21)  
Career: 9 vs Tennessee (02/26/20)  
SEC: 9 vs Tennessee (02/26/20)

### ASSISTS

Season: 1 (2x) last vs LSU (03/13/21)  
Career: 2 at Texas A&M (03/07/20)  
SEC: 2 at Texas A&M (03/07/20)

### STEALS

Season: -  
Career: 2 at Tennessee (01/15/19)  
SEC: 2 at Tennessee (01/15/19)

### BLOCKED SHOTS

Season: 3 (2x) last vs LSU (03/13/21)  
Career: 4 at Texas A&M (03/07/20)  
SEC: 4 at Texas A&M (03/07/20)

### MINUTES

Season: 26:24 vs LSU (03/13/21)  
Career: 29:53 vs Tennessee (02/26/20)  
SEC: 29:53 vs Tennessee (02/26/20)

# ARKANSAS RAZORBACKS

## 2020-21 SEASON RESULTS & LEADERS

RECORD:	OVERALL	HOME	AWAY	NEUTRAL
ALL GAMES	24-6	16-1	5-4	3-1
CONFERENCE	13-4	8-1	5-3	0-0
NON-CONFERENCE	11-2	8-0	0-1	3-1

DATE	TIME (CT)	R	A	N	K	OPPONENT	TV	RESULT	ATTEND	RECORD	(SEC)	HIGH POINTS	HIGH REBOUNDS
11/25/20	6:30 pm	-	-			MISSISSIPPI VALLEY	SEC Network Plus	W 142-62	# 4400	1-0	--	(23)Connor Vanover	(10)Jaylin Williams
11/28/20	6:30 pm	-	-			NORTH TEXAS	SEC Network Plus	W 69-54	# 4400	2-0	--	(18)Justin Smith	(16)Connor Vanover
12/02/20	8:00 pm	-	-			UT ARLINGTON	SEC Network	W 72-60	# 4400	3-0	--	(24)Moses Moody (9)Justin Smith	(9)Moses Moody
12/05/20	4:00 pm	-	-			LIPSCOMB	SEC Network	W 86-50	4266	4-0	--	(18)Moses Moody	(9)Connor Vanover
12/09/20	7:00 pm	+	-			SOUTHERN U.	SEC Network Plus	W 79-44	3256	5-0	--	(14)Davonte Davis	(9)Connor Vanover
12/12/20	7:00 pm	-	-			CENTRAL ARKANSAS	SEC Network Alt.	W 100-75	4189	6-0	--	(22)JD Notae	(10)Connor Vanover
12/20/20	1:00 pm	-	-			ORAL ROBERTS	SEC Network	W 87-76	4201	7-0	--	(22)Justin Smith	(17)Justin Smith
12/22/20	4:00 pm	-	-			ABILENE CHRISTIAN	SEC Network	W 85-72	4110	8-0	--	(21)Moses Moody	(10)Justin Smith
12/30/20	6:00 pm	*	-			at Auburn	ESPN2	W 97-85	1824	9-0	1-0	(23)Desi Sills	(6)Desi Sills (6)Moses Moody
01/02/21	11:00 am	*	-			12/12 MISSOURI	CBS	68-81 L	# 4400	9-1	1-1	(19)JD Notae	(10)Moses Moody
01/06/21	7:00 pm	*	-			9/8 at Tennessee	ESPN2	74-79 L	4191	9-2	1-2	(19)JD Notae	(9)Vance Jackson Jr.
01/09/21	2:30 pm	*	-			GEORGIA	SEC Network	W 99-69	# 4400	10-2	2-2	(25)Moses Moody	(9)Jaylin Williams
01/13/21	6:00 pm	*	-			at LSU	ESPN2	76-92 L	2540	10-3	2-3	(22)JD Notae	(10)Jaylin Williams
01/16/21	2:30 pm	*	-			-/24 at Alabama	SEC Network	59-90 L	2055	10-4	2-4	(28)Moses Moody	(9)Moses Moody
01/20/21	8:00 pm	*	-			AUBURN	SEC Network	W 75-73	# 4400	11-4	3-4	(22)Desi Sills	(7)Jaylin Williams
01/23/21	12:00 pm	*	-			at Vanderbilt	SEC Network	W 92-71	83	12-4	4-4	(26)Moses Moody	(8)Moses Moody
01/27/21	7:30 pm	*	-			OLE MISS	SEC Network	W 74-59	# 4400	13-4	5-4	(19)JD Notae	(7)Connor Vanover
01/30/21	3:00 pm	%	-			at Oklahoma State	ESPN2	77-81 L	3350	13-5	--	(18)Justin Smith	(7)Justin Smith
02/02/21	8:00 pm	*	-			MISSISSIPPI STATE	SEC Network	W 61-45	# 4400	14-5	6-4	(13)Moses Moody (13)Connor Vanover	(10)Justin Smith
02/09/21	7:00 pm	*	-			at Kentucky	ESPN	W 81-80	3075	15-5	7-4	(15)Jalen Tate	(7)Moses Moody (7)Jaylin Williams
02/13/21	3:00 pm	*	-			10/10 at Missouri	ESPN2	(OT) W 86-81	3111	16.5	8-4	(19)Justin Smith	(6)Justin Smith
02/16/21	6:00 pm	*	24/-			FLORIDA	ESPN2	W 75-64	# 4400	17-5	9-4	(18)Davonte Davis	(10)Jaylin Williams
02/24/21	8:00 pm	*	20/20	6/7		ALABAMA	ESPN2	W 81-66	# 4400	18-5	10-4	(24)Moses Moody	(12)Justin Smith
02/27/21	1:00 pm	*	20/20			LSU	ESPN2	W 83-75	# 4400	19-5	11-4	(19)Justin Smith	(10)Justin Smith
03/02/21	6:30 pm	*	12/13			at South Carolina	SEC Network	W 101-73	3193	20-5	12-4	(28)Moses Moody	(8)Justin Smith (8)Davonte Davis
03/06/21	4:00 pm	*	12/13			TEXAS A&M	SEC Network	W 87-80	# 4400	21-5	13-4	(28)Moses Moody	(7)Jalen Tate
03/12/21	6:00 pm	^	8/8			vs Missouri	SEC Network	W 70-64	2155	22-5	--	(27)JD Notae	(8)Justin Smith (8)Moses Moody
03/13/21	2:00 pm	^	8/8			vs LSU	ESPN	71-78 L	3164	22-6	--	(28)Moses Moody	(9)Moses Moody
03/19/21	12:45 pm	+1	10/10			vs Colgate	truTV	W 85-68	TBA	23-6	--	(27)Justin Smith	(12)Justin Smith
03/21/21	6:10 pm	+2	10/10	21/21		vs Texas Tech	TNT	W 68-66	TBA	24-6	--	(20)Justin Smith	(10)Jaylin Williams

Home Games in CAPS | \* - Southeastern Conference game | % - Big 12/SEC Challenge | ^ - SEC Tournament (Nashville, Tenn. - Bridgestone Arena)

+ = NCAA Championship (1-Bankers Life Fieldhouse - 2-Hinkle Fieldhouse)

+ - game was added after Tulsa game (Dec. 10) was canceled due to Tulsa's COVID-19 protocols

# - sellout due COVID-19 protocols, arena has limited capacity requirements

ATTENDANCE SUMMARY	GAMES	TOTALS	AVG/GAME
HOME	17	72822	4284
AWAY	9	23422	2602
NEUTRAL	4	5319	1330
TOTAL	30	101563	3385

### FALL ACADEMIC HONORS

#### AD's Honor Roll (3.50-3.99)

Justin Smith  
Moses Moody

#### Departmental Honor Roll (3.00-3.49)

Brandon Kimble  
Davonte Davis  
Desi Sills  
Emeka Obukwelu  
Jaylin Williams  
Khalen Robinson



# ARKANSAS RAZORBACKS

## 2020-21 COMBINED REPORT

RECORD:	OVERALL	HOME	AWAY	NEUTRAL
ALL GAMES	24-6	16-1	5-4	3-1
CONFERENCE	13-4	8-1	5-3	0-0
NON-CONFERENCE	11-2	8-0	0-1	3-1

##	Player	GP	GS	Min	Avg	• TOTAL •			• 3-PTS •			• REBOUNDS •				PF FO		A TO Blk Stl					Pts Avg			
						FG	FGA	Pct	3FG	FGA	Pct	FT	FTA	Pct	Off										Def	Tot
5	Moses Moody	30	30	1011	33.7	159	356	.447	58	155	.374	138	171	.807	61	112	173	5.8	68	0	50	47	17	32	514	17.1
0	Justin Smith	26	26	820	31.5	148	269	.550	5	23	.217	58	92	.630	80	103	183	7.0	55	1	45	49	17	31	359	13.8
1	JD Notae	30	1	692	23.1	125	331	.378	54	163	.331	88	116	.759	16	81	97	3.2	41	1	60	61	10	44	392	13.1
11	Jalen Tate	30	30	873	29.1	120	248	.484	24	72	.333	53	75	.707	31	84	115	3.8	90	4	115	77	12	32	317	10.6
4	Davonte Davis	28	15	650	23.2	96	203	.473	2	11	.182	30	41	.732	32	88	120	4.3	65	0	60	44	5	34	224	8.0
3	Desi Sills	30	15	606	20.2	81	185	.438	27	82	.329	46	66	.697	19	56	75	2.5	50	1	43	33	6	30	235	7.8
23	Connor Vanover	29	27	483	16.7	70	155	.452	24	74	.324	20	21	.952	27	104	131	4.5	37	0	14	21	51	13	184	6.3
2	Vance Jackson Jr.	26	3	300	11.5	34	95	.358	23	65	.354	8	14	.571	10	43	53	2.0	22	0	18	13	2	8	99	3.8
10	Jaylin Williams	24	3	375	15.6	28	61	.459	7	23	.304	23	31	.742	26	88	114	4.8	48	1	21	23	17	12	86	3.6
12	Khalen Robinson	11	0	92	8.4	9	21	.429	5	12	.417	6	8	.750	0	10	10	0.9	16	1	11	6	1	3	29	2.6
24	Ethan Henderson	16	0	106	6.6	10	14	.714	0	0	.000	1	4	.250	12	11	23	1.4	13	0	2	3	12	0	21	1.3
13	Emeka Obukwelu	5	0	8	1.6	0	1	.000	0	1	.000	0	0	.000	0	1	1	0.2	0	0	1	0	0	0	0	0.0
33	Bryson Morehead	3	0	2	0.7	0	1	.000	0	1	.000	0	0	.000	0	0	0	0.0	0	0	0	0	0	0	0	0.0
22	Abayomi Iyiola	1	0	2	2.0	0	0	.000	0	0	.000	0	0	.000	0	1	1	1.0	0	0	0	0	0	0	0	0.0
14	Brandon Kimble	4	0	5	1.3	0	0	.000	0	0	.000	0	0	.000	0	1	1	0.3	0	0	0	1	0	0	0	0.0
TEAM.....															39	55	94	3.1	0		9				0	
The Razorbacks.....		30				880	1940	.454	229	682	.336	471	639	.737	353	838	1191	39.7	505	9	440	387	150	239	2460	82.0
Opponents.....		30				757	1835	.413	232	692	.335	367	538	.682	303	777	1080	36.0	572	16	360	461	107	197	2113	70.4

### Team Statistics

	ARK	OPP
<b>SCORING</b>	<b>2460</b>	<b>2113</b>
Points per game	82.0	70.4
Scoring margin	+11.6	-
<b>FIELD GOALS-ATT</b>	<b>880-1940</b>	<b>757-1835</b>
Field goal pct	.454	.413
<b>3 POINT FG-ATT</b>	<b>229-682</b>	<b>232-692</b>
3-point FG pct	.336	.335
3-pt FG made per game	7.6	7.7
<b>FREE THROWS-ATT</b>	<b>471-639</b>	<b>367-538</b>
Free throw pct	.737	.682
F-Throws made per game	15.7	12.2
<b>REBOUNDS</b>	<b>1191</b>	<b>1080</b>
Rebounds per game	39.7	36.0
Rebounding margin	+3.7	-
<b>ASSISTS</b>	<b>440</b>	<b>360</b>
Assists per game	14.7	12.0
<b>TURNOVERS</b>	<b>387</b>	<b>461</b>
Turnovers per game	12.9	15.4
Turnover margin	+2.5	-
Assist/turnover ratio	1.1	0.8
<b>STEALS</b>	<b>239</b>	<b>197</b>
Steals per game	8.0	6.6
<b>BLOCKS</b>	<b>150</b>	<b>107</b>
Blocks per game	5.0	3.6
<b>ATTENDANCE</b>	<b>72822</b>	<b>28741</b>
Home games-Avg/Game	17-4284	9-2602
Neutral site-Avg/Game	-	4-1330

SCORE BY PERIODS:	1st	2nd	OT	Total
Arkansas	1137	1310	13	2460
Opponents	1025	1080	8	2113

Date	Ark. Rank	Opponent	Result	Score	Attend
11/25/20		MISSISSIPPI VALLEY	W	142-62	# 4400
11/28/20		NORTH TEXAS	W	69-54	# 4400
12/02/20		UT ARLINGTON	W	72-60	# 4400
12/05/20		LIPSCOMB	W	86-50	4266
12/09/20		SOUTHERN U.	W	79-44	3256
12/12/20		CENTRAL ARKANSAS	W	100-75	4189
12/20/20		ORAL ROBERTS	W	87-76	4201
12/22/20		ABILENE CHRISTIAN	W	85-72	4110
* 12/30/20		at Auburn	W	97-85	1824
* 01/02/21		#12 MISSOURI	L	68-81	# 4400
* 01/06/21		at #9 Tennessee	L	74-79	4191
* 01/09/21		GEORGIA	W	99-69	# 4400
* 01/13/21		at LSU	L	76-92	2540
* 01/16/21		at #24 Alabama	L	59-90	2055
* 01/20/21		AUBURN	W	75-73	# 4400
* 01/23/21		at Vanderbilt	W	92-71	83
* 01/27/21		OLE MISS	W	74-59	# 4400
% 01/30/21		at Oklahoma State	L	77-81	3350
* 02/02/21		MISSISSIPPI STATE	W	61-45	# 4400
* 02/09/21		at Kentucky	W	81-80	3075
* 02/13/21		at #10 Missouri	WOT	86-81	3111
* 02/16/21	24/--	FLORIDA	W	75-64	# 4400
* 02/24/21	20/20	#6 ALABAMA	W	81-66	# 4400
* 02/27/21	20/20	LSU	W	83-75	# 4400
* 03/02/21	12/13	at South Carolina	W	101-73	3193
* 03/06/21	12/13	TEXAS A&M	W	87-80	4400
^ 03/12/21	8/8	vs Missouri	W	70-64	2155
^ 03/13/21	8/8	vs LSU	L	71-78	3164
+ 03/19/21	10/10	vs Colgate-1	W	85-68	-
+ 03/21/21	10/10	#21 vs Texas Tech-2	W	68-66	-

\* = SEC game % = SEC/Big 12 Challenge  
 ^ = SEC Tournament (Nashville, Tenn.)  
 + = NCAA Tournament (Indianapolis: 1-Bankers Life FH • 2-Hinkle FH)  
 # - Sellout

# ARKANSAS RAZORBACKS

## 2020-21 GAME HIGHS IN...

Opponent	DATE	SCORE	RESULT	POINTS	REBOUNDS	ASSISTS	STEALS	BLOCKED SHOTS
MISSISSIPPI VALLEY	11/25/20	142-62	W	23-Connor Vanover	10-Jaylin Williams	7-JD Notae	3-Desi Sills Moses Moody Justin Smith	3-Connor Vanover
NORTH TEXAS	11/28/20	69-54	W	18-Justin Smith	16-Connor Vanover	3-JD Notae	3-Justin Smith Moses Moody	6-Connor Vanover
UT ARLINGTON	12/02/20	72-60	W	24-Moses Moody	9-Justin Smith Moses Moody	4-Jalen Tate	4-Desi Sills	2-Connor Vanover
LIPSCOMB	12/05/20	86-50	W	18-Moses Moody	9-Connor Vanover	4-Khalen Robinson	1-Connor Vanover Khalen Robinson Moses Moody Davonte Davis	4-Connor Vanover
SOUTHERN U.	12/09/20	79-44	W	14-Davonte Davis	9-Connor Vanover	5-Desi Sills	3-Connor Vanover	3-Connor Vanover
CENTRAL ARKANSAS	12/12/20	100-75	W	22-JD Notae	10-Connor Vanover	11-Jalen Tate	3-JD Notae Desi Sills	2-Justin Smith Connor Vanover
ORAL ROBERTS	12/20/20	87-76	W	22-Justin Smith	17-Justin Smith	4-Jalen Tate	2-Justin Smith	3-JD Notae
ABILENE CHRISTIAN	12/22/20	85-72	W	21-Moses Moody	10-Justin Smith	5-Jalen Tate	2-Desi Sills	2-Vance Jackson Jr. Moses Moody
at Auburn	12/30/20	97-85	W	23-Desi Sills	6-Moses Moody Desi Sills	4-Jalen Tate	4-JD Notae	2-JD Notae
MISSOURI	01/02/21	68-81	L	19-JD Notae	10-Moses Moody	2-Desi Sills Connor Vanover	3-Davonte Davis Desi Sills	2-Jaylin Williams Connor Vanover
at Tennessee	01/06/21	74-79	L	19-JD Notae	9-Vance Jackson Jr.	6-Jalen Tate	1-Jalen Tate Davonte Davis	1-Connor Vanover Jaylin Williams
GEORGIA	01/09/21	99-69	W	25-Moses Moody	9-Jaylin Williams	10-Jalen Tate	2-Davonte Davis Jalen Tate	1-Jaylin Williams
at LSU	01/13/21	76-92	L	22-JD Notae	10-Jaylin Williams	2-Davonte Davis Moses Moody	3-JD Notae	1-Davonte Davis Jaylin Williams
at Alabama	01/16/21	59-90	L	28-Moses Moody	9-Moses Moody	3-Jalen Tate	3-Vance Jackson Jr.	3-Ethan Henderson
AUBURN	01/20/21	75-73	W	22-Desi Sills	7-Jaylin Williams	5-Jalen Tate	4-Jalen Tate	2-Jaylin Williams
at Vanderbilt	01/23/21	92-71	W	26-Moses Moody	8-Moses Moody	8-Jalen Tate	4-Jalen Tate	1-Davonte Davis Connor Vanover Justin Smith Moses Moody Jalen Tate
OLE MISS	01/27/21	74-59	W	19-JD Notae	7-Connor Vanover	3-Jalen Tate	2-Davonte Davis Jalen Tate	5-Connor Vanover
at Oklahoma State	01/30/21	77-81	L	18-Justin Smith	7-Justin Smith	4-Justin Smith	3-Davonte Davis	5-Connor Vanover
MISSISSIPPI STATE	02/02/21	61-45	W	13-Connor Vanover Moses Moody	10-Justin Smith	5-Jalen Tate	3-Jalen Tate	3-Connor Vanover
at Kentucky	02/09/21	81-80	W	15-Jalen Tate	7-Jaylin Williams Moses Moody	3-Davonte Davis Justin Smith Jalen Tate	2-Davonte Davis Justin Smith	2-Connor Vanover
at Missouri	02/13/21	86-81	WOT	19-Justin Smith	6-Justin Smith	4-Jalen Tate	2-Moses Moody Justin Smith	2-Moses Moody Connor Vanover
FLORIDA	02/16/21	75-64	W	18-Davonte Davis	10-Jaylin Williams	4-Justin Smith	5-Justin Smith	2-Connor Vanover Justin Smith
ALABAMA	02/24/21	81-66	W	24-Moses Moody	12-Justin Smith	4-Jalen Tate Moses Moody	2-JD Notae	4-Jalen Tate
LSU	02/27/21	83-75	W	19-Justin Smith	10-Justin Smith	6-Davonte Davis	2-JD Notae Jaylin Williams	4-Jaylin Williams
at South Carolina	03/02/21	101-73	W	28-Moses Moody	8-Justin Smith Davonte Davis	5-JD Notae	5-JD Notae	4-Connor Vanover
TEXAS A&M	03/06/21	87-80	W	28-Moses Moody	7-Jalen Tate	5-Davonte Davis	3-JD Notae	1-Moses Moody Justin Smith
vs Missouri	03/12/21	70-64	W	27-JD Notae	8-Moses Moody Justin Smith	4-JD Notae Davonte Davis	2-Justin Smith	2-Ethan Henderson
vs LSU	03/13/21	71-78	L	28-Moses Moody	9-Moses Moody	5-Davonte Davis	4-Davonte Davis	3-Ethan Henderson
vs Colgate	03/19/21	85-68	W	27-Justin Smith	12-Justin Smith	4-Jalen Tate	5-Justin Smith	2-Davonte Davis Justin Smith
vs Texas Tech	03/21/21	68-66	W	20-Justin Smith	10-Jaylin Williams	4-Jaylin Williams	None	1-Justin Smith

### LED TEAM IN POINTS (including ties)

Moody	11
Smith	7
Notae	6
Sills	2
Vanover	2
Tate	1
Davis	2

### LED TEAM IN REBS (including ties)

Smith	11
Moody	8
Williams	7
Vanover	5
Tate	1
Jackson	1
Sills	1
Davis	1

### LED TEAM IN ASSISTS (including ties)

Tate	16
Davis	6
Notae	4
Smith	3
Sills	2
Moody	2
Williams	1
Vanover	1
Robinson	1

### LED TEAM IN STEALS (including ties)

Davis	8
Notae	7
Sills	6
Tate	6
Smith	6
Moody	4
Vanover	2
Smith	2
Williams	1
Jackson	1
Robinson	1

### LED TEAM IN BLKS (including ties)

Vanover	16
Williams	6
Smith	6
Moody	4
Henderson	3
Davis	3
Notae	2
Tate	2
Jackson	1

# ARKANSAS RAZORBACKS

## 2020-21 SEASON STATISTICS • ALL GAMES

RECORD:	OVERALL	HOME	AWAY	NEUTRAL
ALL GAMES	24-6	16-1	5-4	3-1
CONFERENCE	13-4	8-1	5-3	0-0
NON-CONFERENCE	11-2	8-0	0-1	3-1

#	Player	GP	GS	Min	Avg	• TOTAL •			• 3-PTS •			• REBOUNDS •														
						FG	FGA	Pct	3FG	FGA	Pct	FT	FTA	Pct	Off	Def	Tot	Avg	PFFO	A	TO	Blk	St	Pts	Avg	
5	Moses Moody	30	30	1011	33.7	159	356	.447	58	155	.374	138	171	.807	61	112	173	5.8	68	0	50	47	17	32	514	17.1
0	Justin Smith	26	26	820	31.5	148	269	.550	5	23	.217	58	92	.630	80	103	183	7.0	55	1	45	49	17	31	359	13.8
1	JD Notae	30	1	692	23.1	125	331	.378	54	163	.331	88	116	.759	16	81	97	3.2	41	1	60	61	10	44	392	13.1
11	Jalen Tate	30	30	873	29.1	120	248	.484	24	72	.333	53	75	.707	31	84	115	3.8	90	4	115	77	12	32	317	10.6
4	Davonte Davis	28	15	650	23.2	96	203	.473	2	11	.182	30	41	.732	32	88	120	4.3	65	0	60	44	5	34	224	8.0
3	Desi Sills	30	15	606	20.2	81	185	.438	27	82	.329	46	66	.697	19	56	75	2.5	50	1	43	33	6	30	235	7.8
23	Connor Vanover	29	27	483	16.7	70	155	.452	24	74	.324	20	21	.952	27	104	131	4.5	37	0	14	21	51	13	184	6.3
02	Vance Jackson Jr.	26	3	300	11.5	34	95	.358	23	65	.354	8	14	.571	10	43	53	2.0	22	0	18	13	2	8	99	3.8
10	Jaylin Williams	24	3	375	15.6	28	61	.459	7	23	.304	23	31	.742	26	88	114	4.8	48	1	21	23	17	12	86	3.6
12	Khalen Robinson	11	0	92	8.4	9	21	.429	5	12	.417	6	8	.750	0	10	10	0.9	16	1	11	6	1	3	29	2.6
24	Ethan Henderson	16	0	106	6.6	10	14	.714	0	0	.000	1	4	.250	12	11	23	1.4	13	0	2	3	12	0	21	1.3
13	Emeka Obukwelu	5	0	8	1.6	0	1	.000	0	1	.000	0	0	.000	0	1	1	0.2	0	0	1	0	0	0	0	0.0
33	Bryson Morehead	3	0	2	0.7	0	1	.000	0	1	.000	0	0	.000	0	0	0	0.0	0	0	0	0	0	0	0	0.0
22	Abayomi Iyiola	1	0	2	2.0	0	0	.000	0	0	.000	0	0	.000	0	1	1	1.0	0	0	0	0	0	0	0	0.0
14	Brandon Kimble	4	0	5	1.3	0	0	.000	0	0	.000	0	0	.000	0	1	1	0.3	0	0	0	1	0	0	0	0.0
TEAM.....															39	55	94	3.1	0	9					0	
Arkansas.....		30				880	1940	.454	229	682	.336	471	639	.737	353	838	1191	39.7	505	9	440	387	150	239	2460	82.0
Opponents.....		30				757	1835	.413	232	692	.335	367	538	.682	303	777	1080	36.0	572	16	360	461	107	197	2113	70.4

SCORE BY PERIODS:	1st	2nd	OT	Total
Arkansas	1137	1310	13	2460
Opponents	1025	1080	8	2113

DEADBALL REBOUNDS:	OFF	DEF	TOTAL
Arkansas	83	26	109
Opponents	82	15	97

# ARKANSAS RAZORBACKS

## 2020-21 STATISTICS • SEC GAMES ONLY



RECORD:	OVERALL	HOME	AWAY
SEC ONLY	13-4	8-1	5-3

##	Player	GP	GS	Min	Avg	• TOTAL •			• 3-PTS •			• REBOUNDS •				PFFO		A	TO	Blk	St	Pts	Avg			
						FG	FGA	Pct	3FG	FGA	Pct	FT	FTA	Pct	Off	Def	Tot							Avg	Off	Def
5	Moses Moody	17	17	592	34.8	88	218	.404	35	93	.376	91	107	.850	33	67	100	5.9	44	0	32	28	10	19	302	17.8
1	JD Notae	17	1	377	22.2	64	174	.368	26	75	.347	54	70	.771	7	44	51	3.0	19	0	27	34	5	28	208	12.2
0	Justin Smith	13	13	408	31.4	66	112	.589	3	9	.333	22	36	.611	32	51	83	6.4	25	0	25	18	6	14	157	12.1
11	Jalen Tate	17	17	524	30.8	77	149	.517	15	45	.333	32	47	.681	13	48	61	3.6	55	4	66	48	8	23	201	11.8
4	Davonte Davis	17	11	424	24.9	62	128	.484	1	7	.143	20	27	.741	19	55	74	4.4	41	0	39	30	3	21	145	8.5
3	Desi Sills	17	6	333	19.6	40	102	.392	14	44	.318	26	36	.722	9	27	36	2.1	30	1	18	18	3	11	120	7.1
23	Connor Vanover	17	16	278	16.4	40	91	.440	12	41	.293	14	15	.933	17	48	65	3.8	28	0	9	13	25	7	106	6.2
10	Jaylin Williams	15	2	266	17.7	23	44	.523	4	14	.286	18	23	.783	17	55	72	4.8	36	1	14	16	13	11	68	4.5
2	Vance Jackson Jr.	16	2	167	10.4	19	54	.352	14	36	.389	3	7	.429	4	25	29	1.8	12	0	9	7	0	6	55	3.4
24	Ethan Henderson	10	0	43	4.3	3	4	.750	0	0	.000	1	4	.250	4	3	7	0.7	6	0	1	2	5	0	7	0.7
33	Bryson Morehead	1	0	0	0.0	0	0	.000	0	0	.000	0	0	.000	0	0	0	0.0	0	0	0	0	0	0	0	0.0
14	Brandon Kimble	1	0	1	1.0	0	0	.000	0	0	.000	0	0	.000	0	0	0	0.0	0	0	0	0	0	0	0	0.0
13	Emeka Obukwelu	2	0	1	0.5	0	0	.000	0	0	.000	0	0	.000	0	0	0	0.0	0	0	0	0	0	0	0	0.0
22	Abayomi Iyiola	1	0	2	2.0	0	0	.000	0	0	.000	0	0	.000	0	1	1	1.0	0	0	0	0	0	0	0	0.0
12	Khalen Robinson	3	0	9	3.0	0	0	.000	0	0	.000	0	0	.000	0	2	2	0.7	4	0	1	1	0	0	0	0.0
TEAM.....															27	28	55	3.2	0		8				0	
Razorbacks.....		17				482	1076	.448	124	364	.341	281	372	.755	182	454	636	37.4	300	6	241	223	78	140	1369	80.5
Opponents.....		17				451	1040	.434	138	406	.340	223	329	.678	177	447	624	36.7	330	10	217	265	67	114	1263	74.3

SCORE BY PERIODS:	1st	2nd	OT	Total
Arkansas	616	740	13	1369
Opponents	610	645	8	1263

DEADBALL REBOUNDS:	OFF	DEF	TOTAL
Arkansas	48	13	61
Opponents	51	8	59



## ARKANSAS RAZORBACKS

## SEC TOURNAMENT ONLY



RECORD: OVERALL  
SEC TOURNEY ONLY 1-1

##	Player	GP	GS	Min	Avg	• TOTAL •			• 3-PTS •			• REBOUNDS •				PF	FO	A	TO	Blk	St	Pts	Avg			
						FG	FGA	Pct	3FG	FGA	Pct	FT	FTA	Pct	Off									Def	Tot	Avg
0	Justin Smith	2	2	69	34.5	16	25	.640	0	1	.000	5	10	.500	7	8	15	7.5	7	1	5	10	2	2	37	18.5
1	JD Notae	2	0	58	29.0	13	30	.433	5	14	.357	5	6	.833	2	5	7	3.5	1	0	7	8	1	4	36	18.0
5	Moses Moody	2	2	78	39.0	10	22	.455	4	13	.308	9	13	.692	7	10	17	8.5	6	0	1	7	1	2	33	16.5
4	Davonte Davis	2	2	65	32.5	6	19	.316	0	1	.000	5	8	.625	2	12	14	7.0	6	0	9	3	0	5	17	8.5
24	Ethan Henderson	2	0	35	17.5	4	6	.667	0	0	.000	0	0	.000	4	3	7	3.5	5	0	1	1	5	0	8	4.0
11	Jalen Tate	2	2	47	23.5	2	9	.222	1	4	.250	2	4	.500	0	7	7	3.5	7	0	4	3	1	0	7	3.5
3	Desi Sills	2	0	31	15.5	1	6	.167	1	6	.167	0	0	.000	0	3	3	1.5	2	0	2	3	0	1	3	1.5
2	Vance Jackson Jr.	1	0	4	4.0	0	0	.000	0	0	.000	0	0	.000	0	0	0	0.0	1	0	0	0	0	0	0	0.0
23	Connor Vanover	2	2	13	6.5	0	3	.000	0	2	.000	0	0	.000	0	1	1	0.5	1	0	0	1	1	0	0	0.0
TEAM.....															2	5	7	3.5	0		0				0	
The Hogs.....		2				52	120	.433	11	41	.268	26	41	.634	24	54	78	39.0	36	1	29	36	11	14	141	70.5
Opponents.....		2				50	118	.424	15	37	.405	27	36	.750	18	52	70	35.0	39	2	19	35	5	19	142	71.0

SCORE BY PERIODS:	1st	2nd	Total
Arkansas	69	72	141
Opponents	73	69	142

DEADBALL REBOUNDS:	OFF	DEF	TOTAL
Arkansas	7	2	9
Opponents	3	0	3

## ARKANSAS RAZORBACKS

## NCAA TOURNAMENT ONLY



RECORD: OVERALL  
NCAA TOURNEY ONLY 2-0

#	Player	GP	GS	Min	Avg	• TOTAL •			• 3-PTS •			• REBOUNDS •														
						FG	FGA	Pct	3FG	FGA	Pct	FT	FTA	Pct	Off	Def	Tot	Avg	PF	FO	A	TO	Blk	St	Pts	Avg
0	Justin Smith	2	2	79	39.5	17	27	.630	0	0	.000	13	16	.813	7	11	18	9.0	4	0	3	3	3	5	47	23.5
4	Davonte Davis	2	2	69	34.5	13	26	.500	0	1	.000	1	2	.500	3	9	12	6.0	5	0	4	5	2	2	27	13.5
5	Moses Moody	2	2	74	37.0	10	19	.526	3	10	.300	4	7	.571	2	5	7	3.5	5	0	1	2	0	1	27	13.5
11	Jalen Tate	2	2	69	34.5	8	22	.364	1	5	.200	10	10	1.000	3	7	10	5.0	7	0	6	3	0	0	27	13.5
1	JD Notae	2	0	54	27.0	6	23	.261	5	15	.333	4	7	.571	1	7	8	4.0	3	0	2	3	0	3	21	10.5
3	Desi Sills	2	0	16	8.0	1	3	.333	0	1	.000	1	2	.500	0	1	1	0.5	2	0	1	1	0	2	3	1.5
10	Jaylin Williams	2	1	33	16.5	0	5	.000	0	1	.000	1	2	.500	2	11	13	6.5	5	0	4	2	0	0	1	0.5
24	Ethan Henderson	1	0	2	2.0	0	0	.000	0	0	.000	0	0	.000	0	0	0	0.0	0	0	0	0	0	0	0	0.0
23	Connor Vanover	1	1	4	4.0	0	1	.000	0	0	.000	0	0	.000	0	0	0	0.0	0	0	0	0	0	0	0	0.0
TEAM.....															0	3	3	1.5	0		0				0	
Muss Bus.....		2				55	126	.437	9	33	.273	34	46	.739	18	54	72	36.0	31	0	21	19	5	13	153	76.5
Opponents.....		2				45	119	.378	22	47	.468	22	35	.629	24	56	80	40.0	43	0	29	31	5	8	134	67.0

SCORE BY PERIODS:	1st	2nd	Total
Arkansas	69	84	153
Opponents	64	70	134

DEADBALL REBOUNDS:	OFF	DEF	TOTAL
Arkansas	7	2	9
Opponents	7	2	9

## 2020-21 RAZORBACK GAME-BY-GAME STATISTICS

Opponent	Date	Score	W/L	• TOTAL •			• 3-PTRS •			• REBOUNDS •				PF						Pts	Avg		
				FG	FGA	Pct	3FG	FGA	Pct	FT	FTA	Pct	Off		Def	Tot	Avg	A	TO			Blk	Stl
MISSISSIPPI VALLEY	11/25/20	142-62	W	48	86	.558	20	40	.500	26	33	.788	20	38	58	58.0	12	26	7	4	11	142	142.0
NORTH TEXAS	11/28/20	69-54	W	23	55	.418	6	22	.273	17	26	.654	12	28	40	49.0	14	10	16	8	9	69	105.5
UT ARLINGTON	12/02/20	72-60	W	25	62	.403	7	21	.333	15	19	.789	17	26	43	47.0	16	12	11	4	8	72	94.3
LIPSCOMB	12/05/20	86-50	W	33	66	.500	11	34	.324	9	12	.750	10	44	54	48.8	21	17	12	7	4	86	92.2
SOUTHERN U.	12/09/20	79-44	W	30	67	.448	11	33	.333	8	17	.471	13	33	46	48.2	10	16	12	8	8	79	89.6
CENTRAL ARKANSAS	12/12/20	100-75	W	40	76	.526	12	30	.400	8	9	.889	7	28	35	46.0	15	26	8	8	10	100	91.3
ORAL ROBERTS	12/20/20	87-76	W	32	77	.416	4	24	.167	19	27	.704	24	34	58	47.7	18	14	15	7	8	87	90.7
ABILENE CHRISTIAN	12/22/20	85-72	W	26	59	.441	9	25	.360	24	30	.800	14	25	39	46.6	18	15	13	5	6	85	90.0
at Auburn	12/30/20	97-85	W	32	65	.492	9	28	.321	24	31	.774	13	21	34	45.2	16	13	10	4	13	97	90.8
MISSOURI	01/02/21	68-81	L	19	71	.268	7	28	.250	23	34	.676	16	20	36	44.3	26	7	9	5	13	68	88.5
at Tennessee	01/06/21	74-79	L	29	55	.527	8	20	.400	8	10	.800	6	31	37	43.6	22	12	20	2	2	74	87.2
GEORGIA	01/09/21	99-69	W	36	69	.522	12	21	.571	15	18	.833	11	29	40	43.3	18	24	14	1	7	99	88.2
at LSU	01/13/21	76-92	L	26	76	.342	8	31	.258	16	20	.800	17	22	39	43.0	20	8	15	2	10	76	87.2
at Alabama	01/16/21	59-90	L	21	63	.333	4	17	.235	13	18	.722	10	26	36	42.5	15	8	18	5	9	59	85.2
AUBURN	01/20/21	75-73	W	30	65	.462	4	15	.267	11	15	.733	13	23	36	42.1	20	16	16	5	8	75	84.5
at Vanderbilt	01/23/21	92-71	W	36	63	.571	8	19	.421	12	19	.632	11	28	39	41.9	15	22	11	5	9	92	85.0
OLE MISS	01/27/21	74-59	W	26	54	.481	7	17	.412	15	21	.714	11	26	37	41.6	16	12	12	6	6	74	84.4
at Oklahoma State	01/30/21	77-81	L	34	70	.486	5	15	.333	4	7	.571	12	20	32	41.1	14	13	15	5	8	77	83.9
MISSISSIPPI STATE	02/02/21	61-45	W	23	64	.359	2	17	.118	13	14	.929	15	30	45	41.3	15	13	17	6	10	61	82.7
at Kentucky	02/09/21	81-80	W	27	62	.435	9	24	.375	18	23	.783	5	28	33	40.8	19	12	6	3	8	81	82.7
at Missouri	02/13/21	86-81	Wot	29	62	.468	8	21	.381	20	23	.870	8	26	34	40.5	21	18	13	6	6	86	82.8
FLORIDA	02/16/21	75-64	W	28	63	.444	4	15	.267	15	19	.789	13	24	37	40.4	13	13	13	5	10	75	82.5
ALABAMA	02/24/21	81-66	W	25	54	.463	4	14	.286	27	43	.628	9	30	39	40.3	18	15	13	11	4	81	82.4
LSU	02/27/21	83-75	W	27	62	.435	6	20	.300	23	31	.742	9	36	45	40.5	15	17	10	6	7	83	82.4
at South Carolina	03/02/21	101-73	W	37	67	.552	15	33	.455	12	13	.923	5	34	39	40.4	18	17	15	4	10	101	83.2
TEXAS A&M	03/06/21	87-80	W	31	61	.508	9	24	.375	16	20	.800	10	20	30	40.0	13	14	11	2	8	87	83.3
vs Missouri	03/12/21	70-64	W	25	55	.455	5	15	.333	15	22	.682	8	28	36	39.9	20	13	20	5	5	70	82.8
vs LSU	03/13/21	71-78	L	27	65	.415	6	26	.231	11	19	.579	16	26	42	40.0	16	16	16	6	9	71	82.4
vs Colgate	03/19/21	85-68	W	29	64	.453	5	16	.313	22	29	.759	9	27	36	39.8	15	11	10	4	13	85	82.5
vs Texas Tech	03/21/21	68-66	W	26	62	.419	4	17	.235	12	17	.706	9	27	36	39.7	16	10	9	1	0	68	82.0
Arkansas		2460		880	1940	.454	229	682	.336	471	639	.737	353	838	1191	39.7	505	440	387	150	239	2460	82.0
Opponents		2113		757	1835	.413	232	692	.335	367	538	.682	303	777	1080	36.0	572	360	461	107	197	2113	70.4

Games played: 30

Points/game: 82.0

FG Pct: 45.4

3FG Pct: 33.6

FT Pct: 73.7

Rebounds/game: 39.7

Assists/game: 14.7

Turnovers/game: 12.9

Assist/turnover ratio: 1.1

Steals/game: 8.0

Blocks/game: 5.0

## 2020-21 OPPONENT GAME-BY-GAME STATISTICS

Opponent	Date	Score	W/L	• TOTAL •			• 3-PTRS •						• REBOUNDS •										
				FG	FGA	Pct	3FG	FGA	Pct	FT	FTA	Pct	Off	Def	Tot	Avg	PF	A	TO	Blk	Stl	Pts	Avg
MISSISSIPPI VALLEY	11/25/20	142-62	W	23	72	.319	13	39	.333	3	6	.500	11	22	33	33.0	26	12	21	6	3	62	62.0
NORTH TEXAS	11/28/20	69-54	W	21	58	.362	2	13	.154	10	13	.769	10	26	36	34.5	17	10	16	2	5	54	58.0
UT ARLINGTON	12/02/20	72-60	W	21	54	.389	7	19	.368	11	16	.688	10	20	30	33.0	18	7	13	3	7	60	58.7
LIPSCOMB	12/05/20	86-50	W	15	59	.254	5	21	.238	15	27	.556	8	24	32	32.8	11	9	7	0	7	50	56.5
SOUTHERN U.	12/09/20	79-44	W	18	63	.286	1	13	.077	7	10	.700	10	29	39	34.0	21	5	15	0	6	44	54.0
CENTRAL ARKANSAS	12/12/20	100-75	W	28	66	.424	9	26	.346	10	12	.833	8	29	37	34.5	12	14	14	1	5	75	57.5
ORAL ROBERTS	12/20/20	87-76	W	25	64	.391	8	29	.276	18	24	.750	7	25	32	34.1	22	11	13	7	10	76	60.1
ABILENE CHRISTIAN	12/22/20	85-72	W	29	61	.475	5	22	.227	9	15	.600	8	20	28	33.4	19	13	12	4	3	72	61.6
at Auburn	12/30/20	97-85	W	28	54	.519	15	29	.517	14	24	.583	11	23	34	33.4	20	18	19	5	6	85	64.2
MISSOURI	01/02/21	68-81	L	24	51	.471	5	19	.263	28	39	.718	10	41	51	35.2	29	14	21	1	3	81	65.9
at Tennessee	01/06/21	74-79	L	27	60	.450	5	18	.278	20	26	.769	6	22	28	34.5	12	13	5	9	10	79	67.1
GEORGIA	01/09/21	99-69	W	27	63	.429	5	19	.263	10	13	.769	7	23	30	34.2	19	11	21	0	5	69	67.2
at LSU	01/13/21	76-92	L	34	65	.523	7	19	.368	17	24	.708	14	34	48	35.2	20	10	19	3	7	92	69.2
at Alabama	01/16/21	59-90	L	31	64	.484	15	36	.417	13	17	.765	9	34	43	35.8	16	18	14	4	12	90	70.6
AUBURN	01/20/21	75-73	W	25	58	.431	7	23	.304	16	24	.667	11	23	34	35.7	18	10	17	9	7	73	70.8
at Vanderbilt	01/23/21	92-71	W	26	58	.448	6	22	.273	13	19	.684	8	21	29	35.2	15	11	16	2	9	71	70.8
OLE MISS	01/27/21	74-59	W	25	57	.439	1	16	.063	8	12	.667	8	21	29	34.9	19	9	9	6	8	59	70.1
at Oklahoma State	01/30/21	77-81	L	31	61	.508	7	20	.350	12	15	.800	12	27	39	35.1	14	14	19	7	10	81	70.7
MISSISSIPPI STATE	02/02/21	61-45	W	15	49	.306	5	19	.263	10	18	.556	8	26	34	35.1	18	10	26	4	9	45	69.4
at Kentucky	02/09/21	81-80	W	25	61	.410	14	26	.538	16	25	.640	12	30	42	35.4	18	18	11	2	1	80	69.9
at Missouri	02/13/21	86-81	Wot	27	61	.443	13	32	.406	14	21	.667	12	27	39	35.6	20	15	16	3	6	81	70.4
FLORIDA	02/16/21	75-64	W	23	61	.377	4	21	.190	14	14	1.000	12	24	36	35.6	19	6	16	6	9	64	70.1
ALABAMA	02/24/21	81-66	W	26	69	.377	11	33	.333	3	8	.375	13	25	38	35.7	32	14	16	3	4	66	70.0
LSU	02/27/21	83-75	W	30	76	.395	9	28	.321	6	12	.500	12	27	39	35.8	22	13	8	4	2	75	70.2
at South Carolina	03/02/21	101-73	W	27	72	.375	6	23	.261	13	23	.565	13	26	39	36.0	14	13	14	2	9	73	70.3
TEXAS A&M	03/06/21	87-80	W	31	61	.508	10	23	.435	8	10	.800	11	20	31	35.8	19	14	17	4	7	80	70.7
vs Missouri	03/12/21	70-64	W	22	52	.423	6	18	.333	14	21	.667	5	26	31	35.6	25	11	21	3	9	64	70.4
vs LSU	03/13/21	71-78	L	28	66	.424	9	19	.474	13	15	.867	13	26	39	35.7	14	8	14	2	10	78	70.7
vs Colgate	03/19/21	85-68	W	23	58	.397	12	27	.444	10	17	.588	11	31	42	35.9	24	17	22	2	5	68	70.6
vs Texas Tech	03/21/21	68-66	W	22	61	.361	10	20	.500	12	18	.667	13	25	38	36.0	19	12	9	3	3	66	70.4
Opponents		2113		757	1835	.413	232	692	.335	367	538	.682	303	777	1080	36.0	572	360	461	107	197	2113	70.4
Arkansas		2460		880	1940	.454	229	682	.336	471	639	.737	353	838	1191	39.7	505	440	387	150	239	2460	82.0

Games played: 30

Points/game: 70.4

FG Pct: 41.3

3FG Pct: 33.5

FT Pct: 68.2

Rebounds/game: 36.0

Assists/game: 12.0

Turnovers/game: 15.4

Assist/turnover ratio: 0.8

Steals/game: 6.6

Blocks/game: 3.6



# ARKANSAS RAZORBACKS

## 2020-21 GAME-BY-GAME POINTS-ASSISTS-REBOUNDS

				0	1	2	3	4	5	10	11	12	13	14	22	23	24	33
Opponent	Date	Score	WL	Smith	Notae	Jackson	Sills	Davis	Moody	Williams	Tate	Robinson	Obukwelu	Kimble	Iyola	Vanover	Henderson	Morehead
MVSU	11/25/20	142-62	W	13-4-2	13-5-7	15-7-0	19-2-2	5-3-2	16-3-2	9-10-1	12-5-6	15-2-3	0-1-1	0-1-0	DNP-Inj	23-8-0	2-3-0	0-0-0
UNT	11/28/20	69-54	W	18-6-1	16-6-3	0-0-0	14-3-1	DNP	11-2-1	DNP	2-4-2	2-0-0	DNP	DNP	DNP-Inj	6-16-2	DNP	DNP
UTA	12/02/20	72-60	W	11-9-2	5-2-1	0-5-1	3-3-2	DNP	24-9-1	0-3-0	14-6-4	3-0-1	DNP	DNP	DNP-Inj	12-2-0	DNP	DNP
LIPS	12/05/20	86-50	W	9-6-0	12-4-1	10-3-1	6-4-2	4-3-1	18-8-3	6-7-1	6-4-3	5-2-4	0-0-0	0-0-0	DNP-Inj	6-9-1	4-4-0	DNP
SU	12/09/20	79-44	W	11-4-2	12-2-0	3-2-2	11-3-5	14-7-2	12-5-2	0-2-0	12-4-2	1-2-1	0-0-0	0-0-0	DNP-Inj	3-9-0	0-2-0	0-0-0
UCA	12/12/20	100-75	W	12-4-1	22-2-6	6-0-1	17-3-4	0-1-0	15-7-3	2-2-0	17-1-11	0-0-0	DNP	DNP	DNP-Inj	9-10-0	DNP	DNP
ORU	12/20/20	87-76	W	22-17-0	15-5-3	5-4-2	16-10-2	0-1-2	18-7-1	DNP	8-6-4	0-1-0	DNP	DNP	DNP-Inj	3-3-0	DNP	DNP
ACU	12/22/20	85-72	W	4-10-0	19-2-1	5-3-2	18-3-2	0-1-0	21-4-2	0-1-0	8-7-5	3-1-1	DNP	DNP	DNP-Inj	7-4-2	DNP	DNP
at AUB	12/30/20	97-85	W	4-4-1	21-3-2	0-2-1	23-6-2	4-1-1	16-6-1	0-2-1	12-3-4	0-0-0	DNP	DNP	DNP-Inj	17-5-0	0-0-0	DNP
MIZZOU	01/02/21	68-81	L	DNP-Inj	19-3-1	0-0-0	6-4-2	4-4-0	18-10-1	8-3-0	8-1-1	0-0-0	DNP	DNP	DNP-Inj	4-7-2	1-0-0	DNP
at UT	01/06/21	74-79	L	DNP-Inj	19-4-3	14-9-1	0-2-0	2-0-0	6-2-1	6-2-0	15-5-6	0-2-1	DNP	DNP	DNP-Inj	12-7-0	0-0-0	DNP
UGA	01/09/21	99-69	W	DNP-Inj	12-0-0	15-2-2	8-5-2	20-7-6	25-4-2	2-9-2	15-4-10	DNP-Inj	0-0-0	0-0-0	DNP-Inj	0-2-0	2-1-0	0-0-0
at LSU	01/13/21	76-92	L	DNP-Inj	22-5-1	2-7-1	14-4-0	4-3-2	18-6-2	7-10-1	6-1-1	DNP-Inj	DNP	DNP	DNP-Inj	3-2-0	0-0-0	DNP
at BAMA	01/16/21	59-90	L	5-1-1	5-1-0	1-2-0	3-2-1	5-6-1	28-9-1	0-2-1	10-4-3	DNP-Inj	DNP	DNP	DNP-Inj	0-0-0	2-4-0	DNP
AUB	01/20/21	75-73	W	10-5-2	2-1-0	3-0-1	22-3-2	10-4-2	5-5-2	7-7-2	14-4-5	DNP-Inj	DNP	DNP	DNP-Inj	2-3-0	0-0-0	DNP
at VANDY	01/23/21	92-71	W	12-7-2	5-5-2	6-3-1	7-3-4	6-2-1	26-8-2	0-1-1	25-5-8	DNP-Inj	DNP	DNP	DNP-Inj	5-3-1	DNP	DNP
OM	01/27/21	74-59	W	10-6-2	19-5-2	0-0-0	9-0-0	14-6-1	5-1-2	0-3-1	9-2-3	DNP-Inj	DNP	—	DNP-Inj	8-7-1	DNP	DNP
at OSU	01/30/21	77-81	L	18-7-4	13-3-2	0-0-0	5-4-2	12-4-1	17-4-1	0-4-1	3-0-2	DNP-Inj	DNP	—	DNP-Inj	9-4-0	DNP	DNP
MSU	02/02/21	61-45	W	10-10-1	9-3-2	0-0-0	0-1-0	10-8-2	13-7-1	0-0-0	6-3-5	DNP-Inj	DNP	—	DNP-Inj	13-8-2	0-0-0	DNP
at UK	02/09/21	81-80	W	9-4-3	11-2-2	5-3-0	2-0-1	4-2-3	14-7-0	9-7-0	15-4-3	DNP-Inj	DNP	—	DNP-Inj	12-4-0	DNP	DNP
at MIZZOU	02/13/21	86-81	WOT	19-6-3	2-1-0	3-1-0	8-4-2	8-4-3	16-5-1	4-2-3	14-4-4	DNP-Inj	DNP	—	DNP-Inj	12-4-2	DNP	DNP
UF	02/16/21	75-64	W	15-6-4	2-1-1	0-0-0	0-1-0	18-5-3	14-5-3	4-10-0	14-3-2	DNP-Inj	DNP	—	DNP	8-3-0	DNP	DNP
BAMA	02/24/21	81-66	W	11-12-2	12-2-3	DNP	0-0-0	5-3-1	24-5-4	13-8-0	12-4-4	DNP-Inj	DNP	—	DNP	2-1-0	2-2-1	DNP
LSU	02/27/21	83-75	W	19-10-1	18-6-1	0-0-0	3-0-0	15-5-6	18-8-5	8-6-2	2-6-2	DNP-Inj	DNP	—	DNP	0-1-0	DNP	DNP
at USC	03/02/21	101-73	W	22-8-2	21-5-6	6-0-2	15-1-2	4-8-2	28-7-2	DNP	2-1-1	DNP-Inj	0-0-0	—	0-1-0	3-6-1	0-0-0	DNP
TX A&M	03/06/21	87-80	W	11-4-1	9-4-2	0-0-0	0-0-0	12-6-5	28-5-2	DNP	22-7-4	DNP-Inj	DNP	—	DNP	DNP	5-2-0	DNP
vs MIZZOU	03/12/21	70-64	W	16-8-3	27-4-4	0-0-0	3-2-2	11-6-4	5-8-0	DNP	4-2-0	DNP-Inj	DNP	—	DNP	0-1-0	4-0-0	DNP
vs LSU	03/13/21	71-78	L	21-7-2	9-3-3	DNP	0-1-0	6-8-5	28-9-1	DNP	3-5-4	DNP-Inj	DNP	—	DNP	0-0-0	4-7-1	DNP
vs COLGATE	03/19/21	85-68	W	27-12-1	14-5-2	DNP	3-0-1	12-6-3	12-1-0	0-3-0	17-7-4	DNP-Inj	DNP	—	DNP	0-0-0	0-0-0	DNP
vs TX TECH	03/21/21	68-66	W	20-6-2	7-3-0	DNP	0-1-0	15-6-1	15-6-1	1-10-4	10-3-2	DNP-Inj	DNP	—	DNP	DNP	DNP	DNP

# ARKANSAS RAZORBACKS

## 2020-21 STARTING LINEUPS

Date	Opponent						1st SUB(S)	Outcome	RECORD BY LINEUP:						RECORD BY STARTER		
Nov. 25	Miss Valley St	Tate	Sills	Moody	Smith	Jackson	Notae / Williams	W, 142-62	Tate	Sills	Moody	Smith	Jackson	1-0	Tate	30	24-6
Nov. 28	North Texas	Tate	Sills	Moody	Smith	Vanover	Robinson	W, 69-54	Tate	Sills	Moody	Smith	Vanover	10-1	Moody	30	24-6
Dec. 2	UT Arlington	Tate	Sills	Moody	Smith	Vanover	Jackson	W, 72-60	Tate	Sills	Moody	Davis	Vanover	0-1	Vanover	27	22-5
Dec. 5	Lipscomb	Tate	Sills	Moody	Smith	Vanover	Williams	W, 86-50	Tate	Sills	Moody	Williams	Vanover	0-1	Smith	26	23-3
Dec. 9	Southern	Tate	Sills	Moody	Smith	Vanover	Notae	W, 79-44	Tate	Davis	Moody	Jackson	Vanover	1-1	Sills	15	11-4
Dec. 12	Central Arkansas	Tate	Sills	Moody	Smith	Vanover	Notae	W, 100-75	Tate	Sills	Moody	Smith	Williams	0-1	Davis	15	12-3
Dec. 20	Oral Roberts	Tate	Sills	Moody	Smith	Vanover	Notae	W, 87-76	Tate	Notae	Moody	Smith	Vanover	1-0	Jackson	3	2-1
Dec. 22	Abilene Christian	Tate	Sills	Moody	Smith	Vanover	Notae	W, 85-72	Tate	Davis	Moody	Smith	Vanover	10-1	Williams	3	1-2
Dec. 30	at Auburn	Tate	Sills	Moody	Smith	Vanover	Notae	W, 97-85	Tate	Davis	Moody	Smith	Williams	1-0	Notae	1	1-0
Jan. 2	Missouri	Tate	Sills	Moody	Davis	Vanover	Notae / Williams	L, 68-81									
Jan. 6	at Tennessee	Tate	Sills	Moody	Williams	Vanover	Jackson	L, 74-79									
Jan. 9	Georgia	Tate	Davis	Moody	Jackson	Vanover	Williams	W, 99-69									
Jan. 13	at LSU	Tate	Davis	Moody	Jackson	Vanover	Sills	L, 76-92									
Jan. 16	at Alabama	Tate	Sills	Moody	Smith	Williams	Jackson	L, 59-90									
Jan. 20	Auburn	Tate	Notae	Moody	Smith	Vanover	Davis	W, 75-73									
Jan. 23	at Vanderbilt	Tate	Sills	Moody	Smith	Vanover	Williams / Davis	W, 92-71									
Jan. 27	Ole Miss	Tate	Sills	Moody	Smith	Vanover	Davis / Williams	W, 74-59									
Jan. 30	at Oklahoma St.	Tate	Sills	Moody	Smith	Vanover	Davis	L, 77-81									
Feb. 2	Mississippi State	Tate	Davis	Moody	Smith	Vanover	Sills	W, 61-45									
Feb. 9	at Kentucky	Tate	Davis	Moody	Smith	Vanover	Sills	W, 81-80									
Feb. 13	at Missouri	Tate	Davis	Moody	Smith	Vanover	Sills / Notae	W, 86-81 (ot)									
Feb. 16	Florida	Tate	Davis	Moody	Smith	Vanover	Williams / Sills	W, 75-64									
Feb. 24	Alabama	Tate	Davis	Moody	Smith	Vanover	Williams	W, 81-66									
Feb. 27	LSU	Tate	Davis	Moody	Smith	Vanover	Notae	W, 83-75									
Mar. 2	at South Carolina	Tate	Davis	Moody	Smith	Vanover	Notae	W, 101-73									
Mar. 6	Texas A&M	Tate	Davis	Moody	Smith	Vanover	Notae	W, 87-80									
Mar. 12	vs Missouri	Tate	Davis	Moody	Smith	Vanover	Notae/Jackson	W, 70-64									
Mar. 13	vs LSU	Tate	Davis	Moody	Smith	Vanover	Henderson/Notae	L, 71-78									
Mar. 19	vs Colgate	Tate	Davis	Moody	Smith	Vanover	Williams	W, 85-68									
Mar. 21	vs Texas Tech	Tate	Davis	Moody	Smith	Williams	Notae	W, 68-66									

RECORD BY 1ST SUB			
(including ties)			
Notae	14	12-2	
Williams	9	8-1	
Sills	5	4-1	
Davis	4	3-1	
Jackson	4	2-2	
Henderson	1	0-1	
Robinson	1	1-0	

## ARKANSAS RAZORBACKS

## 2020-21 SPECIALTY STATS (ARKANSAS/OPPONENT)

Opponent	Pts in Paint	Pts Off TO	2nd Chance	Fast Break	Bench	Ties	Lead Chng	Ark Largest Lead	Best Ark Run	Opp Largest Lead	Best Opp Run	Ark Led	Opp Led	Gm Tied
MISS VALLEY ST	56 / 16	43 / 5	32 / 9	24 / 15	67 / 17	0	2	80 2:08 2nd	28-0	1 19:20 1st	8-0	37:56	1:54	0:10
NORTH TEXAS	26 / 34	20 / 11	14 / 4	14 / 12	18 / 18	3	0	20 16:11 2nd	10-0	- - -	9-0	36:51	-	3:09
UT ARLINGTON	28 / 14	20 / 10	21 / 6	11 / 4	8 / 18	4	2	21 13:05 2nd	13-0	3 17:25 1st	6-0	35:30	2:27	2:03
LIPSCOMB	38 / 16	7 / 7	20 / 10	18 / 4	41 / 24	0	0	42 6:30 2nd	12-0	- - -	9-0	39:47	--	0:13
SOUTHERN	32 / 26	21 / 11	21 / 6	16 / 8	30 / 19	0	0	35 0:18 2nd	17-0	- - -	6-0	39:40	--	0:20
CENTRAL ARK.	54 / 32	13 / 11	6 / 10	24 / 19	30 / 29	1	1	26 1:30 2nd	12-0	10 11:35 1st	7-0	27:18	11:20	1:22
ORAL ROBERTS	56 / 22	19 / 21	22 / 6	15 / 11	20 / 15	2	6	11 0:37 2nd	10-0	12 19:43 2nd	8-0	17:17	20:20	2:23
ABILENE CHRISTIAN	24 / 40	10 / 10	15 / 9	11 / 8	27 / 35	0	1	22 3:33 1st	11-0	1 19:30 1st	6-0	39:16	0:14	--
at Auburn	36 / 20	27 / 11	16 / 14	22 / 20	25 / 29	2	2	12 0:01 2nd	10-0	1 16:00 1st	8-0	38:33	0:19	1:08
MISSOURI	22 / 34	15 / 9	11 / 9	13 / 9	28 / 10	3	2	2 9:16 1st	8-0	18 3:24 2nd	6-0	0:14	38:10	1:36
at Tennessee	36 / 36	4 / 19	2 / 6	8 / 9	35 / 22	5	5	7 9:23 1st	7-0	8 3:56 2nd	7-0	24:35	11:27	3:58
GEORGIA	34 / 38	25 / 8	9 / 6	29 / 18	24 / 18	3	7	35 6:00 2nd	12-0	5 18:33 1st	8-0	34:40	3:56	1:24
at LSU	34 / 48	18 / 18	21 / 25	14 / 12	43 / 10	1	1	4 18:53 1st	12-0	31 6:10 1st	18-0	2:49	36:34	0:37
at Alabama	30 / 28	6 / 16	11 / 12	8 / 20	13 / 38	1	1	2 19:42 1st	7-0	36 10:25 2nd	14-0	0:44	38:41	0:35
AUBURN	48 / 32	20 / 21	12 / 12	15 / 12	42 / 18	4	5	8 2:40 2nd	8-0	19 4:17 1st	9-0	10:47	25:17	3:56
at Vanderbilt	48 / 34	18 / 14	16 / 9	13 / 6	17 / 26	0	0	21 0:10 2nd	9-0	- - -	7-0	39:06	--	0:56
OLE MISS	34 / 24	15 / 15	14 / 11	10 / 8	33 / 11	3	2	20 10:06 2nd	9-0	4 15:54 1st	7-0	34:24	1:45	3:51
at Oklahoma St.	46 / 42	22 / 20	12 / 13	13 / 24	25 / 28	13	6	5 8:08 2nd	8-0	8 16:03 1st	8-0	5:38	25:46	8:32
MISSISSIPPI ST	34 / 12	25 / 4	14 / 8	16 / 4	9 / 19	2	2	19 1:06 2nd	12-0	13 9:09 1st	14-0	22:30	12:46	4:44
at Kentucky	32 / 20	12 / 4	6 / 11	15 / 11	27 / 19	6	13	12 6:11 2nd	11-0	6 16:19 1st	8-0	22:34	15:19	2:07
at Missouri	36 / 28	19 / 11	11 / 7	2 / 12	17 / 25	13	8	7 11:02 2nd	9-0	9 9:50 1st	8-0	16:43	21:53	6:23
FLORIDA	38 / 36	21 / 15	13 / 13	17 / 6	6 / 25	1	2	15 18:11 2nd	8-0	1 4:40 2nd	9-0	38:29	1:12	0:19
ALABAMA	36 / 28	17 / 17	10 / 9	10 / 10	27 / 24	4	6	16 5:22 2nd	11-0	6 18:08 2nd	10-0	31:55	5:10	2:55
LSU	34 / 32	9 / 6	13 / 10	19 / 15	29 / 13	2	2	21 6:00 2nd	9-0	10 6:26 1st	8-0	16:08	21:58	1:54
at South Carolina	26 / 34	19 / 17	6 / 12	15 / 28	42 / 32	3	8	32 4:07 2nd	7-0	3 17:08 1st	6-0	34:48	4:01	1:11
TEXAS A&M	36 / 32	18 / 15	16 / 15	13 / 14	9 / 9	8	11	7 0:04 2nd	8-0	14 7:11 1st	8-0	9:07	26:12	4:41
vs Missouri	30 / 30	26 / 20	10 / 4	0 / 8	34 / 17	6	7	10 5:04 2nd	16-0	10 9:18 1st	7-0	19:22	17:50	2:48
vs LSU	38 / 36	20 / 21	6 / 17	8 / 6	13 / 16	5	7	8 13:32 1st	9-0	12 7:25 2nd	12-0	16:43	21:19	1:58
vs Colgate	34 / 18	34 / 15	15 / 7	21 / 5	17 / 26	6	7	17 0:16 2nd	19-0	14 5:28 1st	10-0	14:31	21:23	4:06
vs Texas Tech	28 / 20	4 / 5	10 / 13	4 / 10	7 / 6	3	4	13 9:04 2nd	7--0	10 10:34 1st	11-0	26:55	10:47	2:18

RED INDICATES  
LARGEST LEADS  
IN LOSSRED INDICATES  
LARGEST DEFICITS  
IN A WIN

## DEFLECTIONS (ARK career Only)

Player	18-19	19-20	20-21	Career
Davis	-	-	155	155
Henderson	7	30	22	59
Iyola	-	-	-	-
Jackson	-	-	24	24
Moody	-	-	155	155
Notae	-	-	129	129
Robinson	-	-	4	4
Sills	60	82	102	244
Smith	-	-	155	155
Tate	-	-	139	139
Vanover	-	-	104	104
Williams	-	-	80	80

## MOST IN A GAME 2020-21:

- 15 Smith (FLA)  
 14 Smith (UNT)  
 11 Moody (UGA • vs MIZ) Smith (TXAM)  
 Tate (vs LSU)  
 10 Smith (LSU) Williams (LSU)  
 Vanover (UNT • SOU) Sills (UTA • UCA)  
 Moody (MSU • vs LSU) Tate (MSU)  
 Davis (@AUB • UGA • vs LSU)  
 9 Sills (MVSU • @AUB) Davis (MIZ • @ LSU)  
 Williams (AUB) Tate (AUB • @ VAN)  
 Vanover (LIP) Smith (COL)

## CHARGES DRAWN (Arkansas career Only)

Player	18-19	19-20	20-21	Career
Davis	-	-	1	1
Henderson	0	1	0	1
Iyola	-	-	-	-
Jackson	-	-	2	2
Moody	-	-	13	13
Notae	-	-	6	6
Robinson	-	-	2	2
Sills	3	5	5	13
Smith	-	-	6	6
Tate	-	-	11	11
Vanover	-	-	0	0
Williams	-	-	15	15

## MOST IN A GAME 2020-21:

- 5 Moody (vs MIZ)

## DUNKS (Arkansas career Only)

Player	18-19	19-20	20-21	Career
Davis	-	-	5	5
Henderson	2	7	7	16
Iyola	-	-	-	-
Jackson	-	-	1	1
Moody	-	-	10	10
Notae	-	-	3	3
Robinson	-	-	0	0
Sills	1	2	4	7
Smith	-	-	35	35
Tate	-	-	5	5
Vanover	-	-	20	20
Williams	-	-	2	2

GAME 1		62		Mississippi Valley State 30 32		62 142		61 81		142	
SEC ESPN+ NETWORK		ARKANSAS		Nov. 26, 2020 • Fayetteville, Ark. • Bud Walton Arena							

**Mississippi Valley 62 • 0-1**

#	Player	Total		3-Ptr		Rebounds			PF	TP	A	TO	Blk	Stl	Min
		FG-FGA	FG-FGA	FT-FTA	FT-FTA	Off	Def	Tot							
13	Ronald Williams	f	0-1	0-0	0-0	1	3	4	5	0	0	2	0	0	11
00	Treylen Smith	g	3-9	1-3	0-0	1	1	2	4	7	1	3	2	0	15
02	Kam'Ron Cunningham	g	5-17	3-9	0-2	1	1	2	1	13	2	5	0	0	37
03	Caleb Hunter	g	3-9	3-5	1-2	2	1	3	4	10	1	2	1	0	28
11	Terry Collins	g	6-18	3-12	0-0	1	1	2	2	15	3	6	1	2	36
01	Alexander Perry		2-7	1-4	2-2	1	4	5	2	7	3	1	1	0	26
10	Devin Gordon		4-9	2-6	0-0	2	2	4	4	10	0	1	0	0	23
21	Quoiron Walden		0-1	0-0	0-0	1	1	2	1	0	1	0	1	1	9
23	Donalson Fanord		0-1	0-0	0-0	1	4	5	3	0	1	1	0	0	15
Team						0	4	4							
Totals			23-72	13-39	3-6	11	22	33	26	62	12	21	6	3	200
FG % 1st Half:		11-38	28.9%	2nd half:	12-34	35.3%	Game:	23-72	31.9%	Deadball Rebounds 1					
3FG % 1st Half:		8-22	36.4%	2nd half:	5-17	29.4%	Game:	13-39	33.3%						
FT % 1st Half:		0-1	0.0%	2nd half:	3-5	60.0%	Game:	3-6	50.0%						

**Arkansas 142 • 1-0**

#	Player	Total		3-Ptr		Rebounds			PF	TP	A	TO	Blk	Stl	Min
		FG-FGA	FG-FGA	FT-FTA	FT-FTA	Off	Def	Tot							
00	Justin Smith	f	6-9	0-0	1-3	3	1	4	0	13	2	0	0	3	20
02	Vance Jackson Jr.	f	5-9	4-6	1-1	2	5	7	0	15	0	1	0	0	15
11	Jalen Tate	f	4-7	2-3	2-3	1	4	5	3	12	6	2	0	1	17
03	Desi Sills	g	8-10	2-3	1-1	1	1	2	0	19	2	0	0	3	19
05	Moses Moody	g	3-12	1-6	9-10	2	1	3	3	16	2	0	0	3	24
01	JD Notae		3-7	2-5	5-8	2	3	5	4	13	7	1	0	0	24
04	Davonte Davis		2-5	0-1	1-1	1	2	3	1	5	2	1	0	0	12
10	Jaylin Williams		3-5	2-4	1-1	2	8	10	0	9	1	1	0	0	20
12	Khalen Robinson		5-8	3-5	2-2	0	2	2	0	15	3	1	0	1	18
13	Emeka Obukwelu		0-1	0-1	0-0	0	1	1	0	0	1	0	0	0	3
14	Brandon Kimble		0-0	0-0	0-0	0	1	1	0	0	0	0	0	0	1
23	Connor Vanover		8-11	4-5	3-3	3	5	8	0	23	0	0	3	0	19
24	Ethan Henderson		1-1	0-0	0-0	2	1	3	1	2	0	0	1	0	7
33	Bryson Morehead		0-1	0-1	0-0	0	0	0	0	0	0	0	0	0	1
Team						1	3	4							
Totals			48-86	20-40	26-33	20	38	58	12	142	26	7	4	11	200
FG % 1st Half:		22-39	56.4%	2nd half:	26-47	55.3%	Game:	48-86	55.8%	Deadball Rebounds 3.2					
3FG % 1st Half:		12-19	63.2%	2nd half:	8-21	38.1%	Game:	20-40	50.0%						
FT % 1st Half:		5-10	50.0%	2nd half:	21-23	91.3%	Game:	26-33	78.8%						

Officials: Michael Swaboda, Matt Jarman, K.B. Burdette Jr.  
 Technical fouls: Mississippi Valley-None. Arkansas-None.  
 Attendance: 4400

Score by periods	1st	2nd	Total
Mississippi Valley	30	32	62
Arkansas	61	81	142

Last FG - MVSU 2nd-01:37, ARK 2nd-01:03.  
 Largest lead - MVSU by 1 1st-19:20, ARK by 80 2nd-02:08.  
 MVSU led for 01:54. ARK led for 37:56. Game was tied for 00:10.

GAME 3		60		Mississippi Valley State 33 27		60 72		44 28		72	
SEC ESPN+ NETWORK		ARKANSAS		Dec. 2, 2020 • Fayetteville, Ark. • Bud Walton Arena							

**UT Arlington 60 • 1-3**

#	Player	Total		3-Ptr		Rebounds			PF	TP	A	TO	Blk	Stl	Min
		FG-FGA	FG-FGA	FT-FTA	FT-FTA	Off	Def	Tot							
10	Fredelin De La Cruz	f	5-8	1-1	0-1	4	2	6	1	11	0	2	1	1	14
23	Patrick Mwamba	f	0-4	0-2	0-0	1	3	4	2	0	0	0	1	1	16
04	David Azore	g	2-4	1-1	0-0	0	1	1	3	5	0	1	0	1	16
13	Shahada Wells	g	6-11	3-4	2-4	1	2	3	2	17	3	3	0	1	28
20	Nicolas Elame	g	4-14	0-1	1-2	0	0	0	1	9	3	2	0	1	33
01	Sam Griffin		2-5	0-2	4-4	0	2	2	0	8	0	1	0	1	18
02	Jordan Phillips		1-1	1-1	0-0	0	0	0	2	3	1	1	0	0	11
03	Carson Bischoff		1-4	1-4	0-0	0	2	2	1	3	0	0	0	0	12
05	Brandyn Talbot		0-2	0-2	0-1	0	1	1	1	0	0	0	0	0	9
12	Lazaro Rojas		0-0	0-0	2-2	0	1	1	2	2	0	0	0	0	8
14	Davis Steelman		0-0	0-0	0-0	1	2	3	1	0	0	0	0	0	7
21	Tre Jones		0-0	0-0	0-0	0	1	1	1	0	0	1	1	0	11
35	McKade Marquis		0-0	0-0	0-0	0	0	0	0	0	0	0	0	0	1
33	Grayson Carter		0-1	0-1	2-2	2	0	2	1	2	0	1	0	0	16
Team						1	3	4							
Totals			21-54	7-19	11-16	10	20	30	18	60	7	13	3	7	200
FG % 1st Half:		12-31	38.7%	2nd half:	9-23	39.1%	Game:	21-54	38.9%	Deadball Rebounds 2.1					
3FG % 1st Half:		3-9	33.3%	2nd half:	4-10	40.0%	Game:	7-19	36.8%						
FT % 1st Half:		6-9	66.7%	2nd half:	5-7	71.4%	Game:	11-16	68.8%						

**Arkansas 72 • 3-0**

#	Player	Total		3-Ptr		Rebounds			PF	TP	A	TO	Blk	Stl	Min
		FG-FGA	FG-FGA	FT-FTA	FT-FTA	Off	Def	Tot							
00	Justin Smith	f	4-15	0-2	3-4	6	3	9	3	11	2	2	0	1	35
11	Jalen Tate	f	6-12	1-3	1-1	3	3	6	2	14	4	1	1	1	33
23	Connor Vanover	f	5-6	2-3	0-0	1	1	2	1	12	0	0	2	1	12
03	Desi Sills	g	1-6	0-3	1-2	1	2	3	2	3	2	1	0	4	31
05	Moses Moody	g	7-12	2-3	8-10	3	6	9	3	24	1	2	0	0	32
01	JD Notae		1-5	1-3	2-2	0	2	2	0	5	1	1	0	0	12
02	Vance Jackson Jr.		0-5	0-3	0-0	1	4	5	0	0	1	3	0	0	20
10	Jaylin Williams		0-0	0-0	0-0	1	2	3	0	0	0	1	1	1	12
12	Khalen Robinson		1-1	1-1	0-0	0	0	0	5	3	1	0	0	0	13
Team						1	3	4							
Totals			25-62	7-21	15-19	17	26	43	16	72	12	11	4	8	200
FG % 1st Half:		15-32	46.9%	2nd half:	10-30	33.3%	Game:	25-62	40.3%	Deadball Rebounds 3					
3FG % 1st Half:		6-14	42.9%	2nd half:	1-7	14.3%	Game:	7-21	33.3%						
FT % 1st Half:		8-10	80.0%	2nd half:	7-9	77.8%	Game:	15-19	78.9%						

Officials: Hunter Allen, Brian O'Connell, Don Dailly  
 Technical fouls: UT Arlington-TEAM. Arkansas-None.  
 Attendance: 4400

Score by periods	1st	2nd	Total
UT Arlington	33	27	60
Arkansas	44	28	72

Last FG - UTA 2nd-00:18, ARK 2nd-00:39.  
 Largest lead - UTA by 3 1st-17:25, ARK by 21 2nd-13:05.  
 UTA led for 02:27. ARK led for 35:30. Game was tied for 02:03.

GAME 2		54		North Texas 27 27		54 69		38 31		69	
SEC ESPN+ NETWORK		ARKANSAS		Nov. 28, 2020 • Fayetteville, Ark. • Bud Walton Arena							

**North Texas 54 • 1-1**

#	Player		Total		3-Ptr	Rebounds			PF	TP	A	TO	Blk	Stl	Min
			FG-FGA	FG-FGA	FT-FTA	Off	Def	Tot							
13	Thomas Bell	f	4-8	0-1	0-0	0	3	3	2	8	1	3	0	0	17
24	Zachary Simmons	f	5-10	0-1	0-0	1	6	7	3	10	2	3	1	0	28
00	James Reese	g	2-12	1-5	0-0	2	3	5	0	5	1	1	0	0	33
01	Mardrez McBride	g	2-6	0-2	4-4	1	6	7	1	8	1	2	1	0	30
03	Javion Hamlet	g	1-4	0-0	3-4	1	2	3	3	5	4	2	0	1	30
04	Jalen Jackson		3-6	0-1	0-0	0	2	2	0	6	1	1	0	0	16
11	JJ Murray		0-0	0-0	0-0	0	0	0	0	0	0	0	0	0	1
15	Rubin Jones		0-3	0-2	0-2	2	0	2	4	0	0	3	0	1	22
22	Larry Wise		0-2	0-0	0-0	1	1	2	2	0	0	1	0	0	8
34	Terence Lewis II		4-7	1-1	3-3	2	2	4	2	12	0	0	0	3	15
Team						0	1	1							
Totals			21-58	2-13	10-13	10	26	36	17	54	10	16	2	5	200
FG % 1st Half: 11-30			36.7%	2nd half: 10-28	35.7%	Game: 21-58			36.2%	Deadball Rebound 2					
3FG % 1st Half: 1-6			16.7%	2nd half: 1-7	14.3%	Game: 2-13			15.4%						
FT % 1st Half: 4-4			100.0%	2nd half: 6-9	66.7%	Game: 10-13			76.9%						



GAME 5		SOUTHERN ARKANSAS		20	24	44	79		
				44	42	37	79		
Dec. 9, 2020 • Fayetteville, Ark. • Bud Walton Arena									

## Southern U. 44 • 0-3

#	Player	Total		3-Ptr		Rebounds			PF	TP	A	TO	Blk	Stl	Min
		FG-FGA	FG-FGA	FT-FTA	FT-FTA	Off	Def	Tot							
40	Damiree Burns	f	4-11	0-1	0-0	2	3	5	1	8	0	1	0	0	21
35	Kirk Parker	c	0-4	0-0	0-0	2	2	4	0	0	0	1	0	0	12
01	Ahsante Shivers	g	0-9	0-5	0-0	1	3	4	1	0	0	1	0	2	39
05	Jayden Saddler	g	4-8	1-1	0-0	1	5	6	2	9	1	4	0	1	31
20	Lamarcus Lee	g	4-9	0-4	0-0	1	2	3	1	8	0	2	0	1	27
00	Terrell Williams	g	0-0	0-0	0-0	0	1	1	0	0	0	0	0	0	7
02	Harrison Henderson	g	0-1	0-0	0-0	0	1	1	0	0	0	0	0	0	4
04	Isalah Rollins	g	0-0	0-0	0-0	0	0	0	0	0	1	1	0	0	4
10	Delor Johnson	g	2-5	0-0	4-4	0	2	2	0	8	0	0	0	1	13
11	DeSean Woods	g	0-2	0-0	0-0	0	1	1	5	0	2	2	0	0	9
13	Micha Bradford	g	0-1	0-0	0-0	0	0	0	2	0	0	0	0	0	2
22	Andre Allen	g	3-5	0-0	1-2	1	2	3	4	7	0	1	0	1	12
23	James Edwards	g	0-0	0-0	0-0	0	1	1	1	0	0	1	0	0	2
24	Andre Toure	g	0-2	0-0	0-0	0	0	0	0	1	0	1	0	0	5
25	Samkelo Cele	g	0-3	0-0	0-0	0	4	4	0	0	0	0	0	0	13
32	Jamarcus Jones	g	1-3	0-0	2-4	0	0	0	2	4	0	0	0	0	9
Team						2	2	4				1			
Totals			18-63	1-13	7-10	10	29	39	21	44	5	15	0	6	200
FG % 1st Half:		9-33	27.3%	2nd half:	9-30	30.0%	Game:		18-63	28.6%	Deadball				
3FG % 1st Half:		1-8	12.5%	2nd half:	0-5	0.0%	Game:		1-13	7.7%	Rebounds				
FT % 1st Half:		1-2	50.0%	2nd half:	6-8	75.0%	Game:		7-10	70.0%	3				

## Arkansas 79 • 5-0

#	Player	Total		3-Ptr		Rebounds			PF	TP	A	TO	Blk	Stl	Min
		FG-FGA	FG-FGA	FT-FTA	FT-FTA	Off	Def	Tot							
00	Justin Smith	f	4-9	0-1	3-6	3	1	4	1	11	2	2	1	0	27
11	Jalen Tate	f	5-9	1-4	1-2	0	4	4	1	12	2	2	0	2	25
23	Connor Vanover	f	1-4	1-3	0-0	0	9	9	1	3	0	0	3	3	20
03	Desi Sills	g	4-7	3-5	0-1	0	3	3	0	11	5	0	1	1	21
05	Moses Moody	g	5-10	2-4	0-0	3	2	5	1	12	2	2	1	0	26
01	JD Notae	g	5-11	2-8	0-1	0	2	2	1	12	0	0	0	1	15
02	Vance Jackson Jr.	g	1-4	1-4	0-0	2	0	2	2	3	2	1	0	0	14
04	Davonte Davis	g	5-8	1-1	3-3	3	4	7	1	14	2	1	0	0	16
10	Jaylin Williams	g	0-1	0-1	0-2	0	2	2	1	0	0	1	2	0	13
12	Khalen Robinson	g	0-4	0-2	0-2	0	2	2	1	1	2	0	0	1	14
13	Emeka Obukwelu	g	0-0	0-0	0-0	0	0	0	0	0	0	0	0	0	1
14	Brandon Kimble	g	0-0	0-0	0-0	0	0	0	0	0	0	1	0	0	2
24	Ethan Henderson	g	0-0	0-0	0-0	1	1	2	0	0	0	0	0	0	5
33	Bryson Morehead	g	0-0	0-0	0-0	0	0	0	0	0	0	0	0	0	1
Team						1	3	4							
Totals			30-67	11-33	8-17	13	33	46	10	79	16	12	8	8	200
FG % 1st Half:		17-36	47.2%	2nd half:	13-31	41.9%	Game:		30-67	44.8%	Deadball				
3FG % 1st Half:		4-16	25.0%	2nd half:	7-17	41.2%	Game:		11-33	33.3%	Rebounds				
FT % 1st Half:		4-7	57.1%	2nd half:	4-10	40.0%	Game:		8-17	47.1%	4.2				

Officials: Errol Lewis,Randy Heimerman,Jason Baker

Technical fouls: Southern U.-None. Arkansas-None.

Attendance: 3256

Score by periods	1st	2nd	Total
Southern U.	20	24	44
Arkansas	42	37	79

Points	In	Off	2nd	Fast	Bench
SU	Paint	T/O	Chance	Break	
ARK	26	11	6	8	19
	32	22	22	16	30

Last FG - SU 2nd-04:03, ARK 2nd-00:18.

Largest lead - SU None, ARK by 35 2nd-00:18.

SU led for 00:00. ARK led for 39:40. Game was tied for 00:20.

GAME 7		ORU		76	Oral Roberts	40	36	76	87		
					ARKANSAS	30	57	87			
Dec. 12, 2020 • Fayetteville, Ark. • Bud Walton Arena											

## Oral Roberts 76 • 3-5

#	Player	Total		3-Ptr		Rebounds			PF	TP	A	TO	Blk	Stl	Min
		FG-FGA	FG-FGA	FT-FTA	FT-FTA	Off	Def	Tot							
00	Kevin Obanor	f	7-12	0-1	7-8	2	8	10	2	21	0	2	1	1	36
22	Francis LaCris	f	0-4	0-2	2-3	2	1	3	3	2	0	1	2	1	19
02	Kareem Thompson	g	5-14	3-6	0-0	2	4	6	2	13	3	2	1	0	34
03	Max Abmas	g	4-11	1-6	2-3	0	0	0	4	11	4	2	0	3	33
10	RJ Glasper	g	5-13	1-6	3-4	0	4	4	4	14	2	2	0	0	33
11	Carlos JÃrgens	g	0-2	0-1	4-6	0	1	1	2	4	1	2	0	3	18
14	DeShang Weaver	g	4-7	3-6	0-0	0	5	5	5	11	1	1	3	1	24
23	Sheldon Stevens	g	0-1	0-1	0-0	0	0	0	0	0	0	0	0	1	3
Team						1	2	3				1			
Totals			25-64	8-29	18-24	7	25	32	22	76	11	13	7	10	200
FG % 1st Half:		14-35	40.0%	2nd half:	11-29	37.9%	Game:		25-64	39.1%	Deadball				
3FG % 1st Half:		4-15	26.7%	2nd half:	4-14	28.6%	Game:		8-29	27.6%	Rebounds				
FT % 1st Half:		8-11	72.7%	2nd half:	10-13	76.9%	Game:		18-24	75.0%	3.1				

## Arkansas 87 • 7-0

#	Player	Total		3-Ptr		Rebounds			PF	TP	A	TO	Blk	Stl	Min
		FG-FGA	FG-FGA	FT-FTA	FT-FTA	Off	Def	Tot							
00	Justin Smith	f	9-20	0-3	4-5	10	7	17	2	22	0	3	1	2	39
11	Jalen Tate	f	4-10	0-1	0-0	3	3	6	4	8	4	5	0	1	39
23	Connor Vanover	f	1-5	1-3	0-0	1	2	3	0	3	0	0	0	0	9
03	Desi Sills	g	6-13	1-4	3-4	4	6	10	3	16	2	1	1	1	34
05	Moses Moody	g	7-12	1-4	3-6	4	3	7	1	18	1	2	1	1	28
01	JD Notae	g	4-13	0-6	7-8	0	5	5	2	15	3	2	3	1	30
02	Vance Jackson Jr.	g	1-3	1-3	2-4	1	3	4	1	5	2	0	0	1	10
04	Davonte Davis	g	0-1	0-0	0-0	0	1	1	3	0	2	1	0	1	9
12	Khalen Robinson	g	0-0	0-0	0-0	0	1	1	2	0	0	0	1	0	2
Team						1	3	4				1			
Totals			32-77	4-24	19-27	24	34	58	18	87	14	15	7	8	200
FG % 1st Half:		12-40	30.0%	2nd half:	20-37	54.1%	Game:		32-77	41.6%	Deadball				
3FG % 1st Half:		2-16	12.5%	2nd half:	2-8	25.0%	Game:		4-24	16.7%	Rebounds				
FT % 1st Half:		4-7	57.1%	2nd half:	15-20	75.0%	Game:		19-27	70.4%	3.1				

Officials: Michael Roberts,James Breeding,Doug Shows

Technical fouls: Oral Roberts-None. Arkansas-TEAM.

Attendance: 4201

Score by periods	1st	2nd	Total
Oral Roberts	40	36	76
Arkansas	30	57	87

Points	In	Off	2nd	Fast	Bench
ORU	Paint	T/O	Chance	Break	
ARK	22	21	6	11	15
	56	19	23	15	20

Last FG - ORU 2nd-02:19, ARK 2nd-00:58.

Largest lead - ORU by 12 1st-04:53, ARK by 11 2nd-00:37.

ORU led for 20:20. ARK led for 17:17. Game was tied for 02:23.

Score tied - 2 times.  
Lead changed - 6 times.

 SEC ESPN NETWORK OFFICIAL		<b>75</b> CENTRAL ARKANSAS ARKANSAS	35 41	40 59	57 100	<b>79</b>	
Dec. 12, 2020 • Fayetteville, Ark. • Bud Walton Arena							

GAME 9 ESPN 2		97	ARKANSAS	47	50	97	85	
			Auburn	41	44	85		
			Dec. 30, 2020 • Auburn, Ala. • Auburn Arena					

Arkansas 97 • 9-0,1-0 SEC

#	Player	Total		3-Ptr		Rebounds			PF	TP	A TO Blk			Stl	Min
		FG-FGA	FG-FGA	FT-FTA	FT-FTA	Off	Def	Tot							
00	Justin Smith	f	2-3	0-0	0-2	1	3	4	1	4	1	1	0	0	12
23	Connor Vanover	f	5-11	1-6	6-6	3	2	5	3	17	0	0	1	1	26
03	Desi Sills	f	8-15	4-7	3-6	4	2	6	0	23	2	2	1	2	35
05	Moses Moody	f	4-11	2-6	6-6	2	4	6	2	16	1	2	0	2	39
11	Jalen Tate	f	5-8	0-1	2-2	0	3	3	4	12	4	2	0	2	29
02	JD Notae	f	6-12	2-6	7-9	0	3	3	1	21	2	2	2	4	27
02	Vance Jackson Jr.	f	0-2	0-2	0-0	0	2	2	1	0	1	0	0	0	12
04	Davonte Davis	f	2-3	0-0	0-0	1	0	1	0	4	1	0	0	2	13
10	Jaylin Williams	f	0-0	0-0	0-0	1	1	2	2	0	1	0	0	0	4
12	Khalen Robinson	f	0-0	0-0	0-0	0	0	0	1	0	0	0	0	0	2
24	Ethan Henderson	f	0-0	0-0	0-0	0	0	0	1	0	0	0	0	0	1
Team						1	1	2			1				
Totals			32-65	9-28	24-31	13	21	34	16	97	13	10	4	13	200
FG % 1st Half:		18-32	56.3%	2nd half:	14-33	42.4%	Game:		32-65	49.2%	Deadball Rebounds				
3FG % 1st Half:		7-17	41.2%	2nd half:	2-11	18.2%	Game:		9-28	32.1%	4				
FT % 1st Half:		4-6	66.7%	2nd half:	20-25	80.0%	Game:		24-31	77.4%					

Auburn 85 • 6-3,0-1 SEC

#	Player	Total		3-Ptr		Rebounds			PF	TP	A TO Blk			Stl	Min
		FG-FGA	FG-FGA	FT-FTA	FT-FTA	Off	Def	Tot							
10	JT Thor	f	1-4	0-2	3-6	2	1	3	1	5	2	0	2	0	19
23	Jaylin Williams	f	5-8	2-2	1-4	1	1	2	2	13	2	5	0	0	30
22	Allen Flanigan	f	6-11	3-7	4-5	3	7	10	3	19	3	5	0	0	29
24	Justin Powell	f	1-8	0-3	2-3	2	4	6	2	4	9	7	0	2	32
35	Devan Cambridge	f	5-6	5-6	0-0	0	4	4	3	15	0	0	0	0	21
01	Jamal Johnson	f	7-11	5-7	2-2	0	1	1	3	21	0	0	0	3	23
04	Javon Franklin	f	0-1	0-1	0-2	0	0	0	0	0	2	0	0	0	3
05	Chris Moore	f	0-1	0-1	2-2	1	1	2	1	2	0	0	0	0	15
13	Babatunde Akingbola	f	1-1	0-0	0-0	0	1	1	3	2	0	0	3	0	12
44	Dylan Cardwell	f	2-3	0-0	0-0	1	3	4	2	4	0	1	0	0	16
Team						1	0	1			1				
Totals			28-54	15-29	14-24	11	23	34	20	85	18	19	5	6	200
FG % 1st Half:		15-28	53.6%	2nd half:	13-26	50.0%	Game:		28-54	51.9%	Deadball Rebounds				
3FG % 1st Half:		9-17	52.9%	2nd half:	6-12	50.0%	Game:		15-29	51.7%	4				
FT % 1st Half:		2-9	22.2%	2nd half:	12-15	80.0%	Game:		14-24	58.3%					

Officials: Rob Rorke,Vladimir Voyard-Tadal,Terry Oglesby

Technical fouls: Arkansas-None. Auburn-None.

Attendance: 1824

Score by periods	1st	2nd	Total
Arkansas	47	50	97
Auburn	41	44	85

Last FG - ARK 2nd-00:00, AUB 2nd-00:11.

Largest lead - ARK by 12 2nd-00:00, AUB by 1 1st-16:00.

ARK led for 38:33, AUB led for 00:19. Game was tied for 01:08.

Score tied - 2 times.

Lead changed - 2 times.

GAME 11 ESPN 2		74	ARKANSAS	40	34	74	79	
		#9/8	Tennessee	33	46	79		
		Jan. 6, 2021 • Knoxville, Tenn. • Thompson-Boling Arena						

Arkansas 74 • 9-2,1-2 SEC

#	Player	Total		3-Ptr		Rebounds			PF	TP	A TO Blk			Stl	Min
		FG-FGA	FG-FGA	FT-FTA	FT-FTA	Off	Def	Tot							
10	Jaylin Williams	f	3-3	0-0	0-0	0	2	2	6	0	4	1	0	1	14
11	Jalen Tate	f	7-11	1-2	0-1	0	5	5	4	15	6	6	0	0	30
23	Connor Vanover	f	5-9	1-3	1-1	2	5	7	4	12	0	0	1	0	27
03	Desi Sills	f	0-1	0-1	0-0	2	0	2	2	0	3	0	0	0	18
05	Moses Moody	f	1-8	1-4	3-3	0	2	2	4	6	1	0	0	0	37
01	JD Notae	f	7-11	2-4	3-3	0	4	4	1	19	3	4	0	0	28
02	Vance Jackson Jr.	f	5-10	3-6	1-2	0	9	9	2	14	1	0	0	0	33
04	Davonte Davis	f	1-2	0-0	0-0	0	0	0	1	2	0	1	0	1	5
12	Khalen Robinson	f	0-0	0-0	0-0	0	2	2	2	0	1	1	0	0	5
24	Ethan Henderson	f	0-0	0-0	0-0	0	0	0	0	0	1	0	0	0	3
Team						2	2	4							
Totals			29-55	8-20	8-10	6	31	37	22	74	12	20	2	2	200
FG % 1st Half:		16-28	57.1%	2nd half:	13-27	48.1%	Game:		29-55	52.7%	Deadball Rebounds				
3FG % 1st Half:		5-11	45.5%	2nd half:	3-9	33.3%	Game:		8-20	40.0%	0				
FT % 1st Half:		3-3	100.0%	2nd half:	5-7	71.4%	Game:		8-10	80.0%					

Tennessee 79 • 8-1,2-1 SEC

#	Player	Total		3-Ptr		Rebounds			PF	TP	A TO Blk			Stl	Min
		FG-FGA	FG-FGA	FT-FTA	FT-FTA	Off	Def	Tot							
10	John Fulkerson	f	6-11	0-0	4-6	0	8	8	0	16	3	0	3	0	33
35	Yves Pons	f	3-6	0-2	0-0	2	1	3	0	6	1	0	4	0	33
05	Josiah-Jordan James	f	6-12	2-6	3-5	1	8	9	3	17	1	0	1	3	36
25	Santiago Vescovi	f	1-7	0-4	2-2	0	2	2	3	4	3	2	0	3	24
45	Keon Johnson	f	4-8	0-1	6-6	0	2	2	0	14	1	1	0	1	24
11	Jaden Springer	f	2-7	1-2	0-1	0	0	0	2	5	3	1	0	2	21
12	Victor Bailey Jr.	f	5-9	2-3	5-6	0	1	1	3	17	0	0	1	1	23
33	Uros Plavsic	f	0-0	0-0	0-0	0	0	0	0	0	0	0	0	0	2
55	E.J. Anosike	f	0-0	0-0	0-0	0	0	0	1	0	1	0	0	0	4
Team						3	0	3			1				
Totals			27-60	5-18	20-26	6	22	28	12	79	13	5	9	10	200
FG % 1st Half:		14-34	41.2%	2nd half:	13-26	50.0%	Game:		27-60	45.0%	Deadball Rebounds				
3FG % 1st Half:		2-10	20.0%	2nd half:	3-8	37.5%	Game:		5-18	27.8%	2				
FT % 1st Half:		3-5	60.0%	2nd half:	17-21	81.0%	Game:		20-26	76.9%					

Officials: Jason Baker,Olandis Poole,Vladimir Voyard-Tadal

Technical fouls: Arkansas-None. Tennessee-None.

Attendance: 4191

Score by periods	1st	2nd	Total
Arkansas	40	34	74
Tennessee	33	46	79

Last FG - ARK 2nd-00:26, UT 2nd-04:50.

Largest lead - ARK by 7 1st-09:23, UT by 8 2nd-03:56.

ARK led for 24:35, UT led for 11:27. Game was tied for 03:58.

Score tied - 5 times.

Lead changed - 5 times.

<b>GAME 10</b> <b>CBS</b>		<b>81</b>	#12/12 Missouri		33	48	81	<b>68</b>	
		<b>ARKANSAS</b>			30	38	68		
		Jan. 2, 2021 • Fayetteville, Ark. • Bud Walton Arena							

Missouri 81 • 7-1,1-1 SEC

#	Player		Total		3-Ptr		Rebounds					PF	TP	A			Stl	Min
			FG-FGA	FG-FGA	FT-FTA	Off	Def	Tot	To	Blk	Stl							
23	Jeremiah Tilmon	f	9-13	0-0	7-10	3	8	11	3	25	0	1	0	0	0	27		
24	Kobe Brown	f	3-4	0-0	0-0	1	5	6	4	6	0	0	0	0	0	14		
01	Xavier Pinson	f	5-11	1-4	12-15	1	4	5	3	23	4	2	0	0	0	32		
12	Dru Smith	f	2-4	2-2	0-0	0	3	3	4	6	1	6	1	2	2	27		
13	Mark Smith	f	3-7	2-6	3-5	1	8	9	4	11	0	8	0	1	1	35		
00	Torrence Watson		0-2	0-2	0-2	1	1	2	0	0	0	0	0	0	0	7		
02	Drew Buggs		0-1	0-0	3-4	0	4	4	3	3	4	2	0	0	0	13		
04	Javon Pickett		2-6	0-3	1-1	0	3	3	4	5	4	2	0	0	0	24		
05	Mitchell Smith		0-3	0-2	2-2	0	3	3	4	2	1	0	0	0	0	21		
Team						3	2	5										
Totals			24-51	5-19	28-39	10	41	51	29	81	14	21	1	3		200		
FG % 1st Half: 12-27			44.4%	2nd half: 12-24	50.0%	Game: 24-51		47.1%		Deadball								
3FG % 1st Half: 1-8			12.5%	2nd half: 4-11	36.4%	Game: 5-19		26.3%		Rebound								
FT % 1st Half: 8-15			53.3%	2nd half: 20-24	83.3%	Game: 28-39		71.8%		7.1								

GAME 13			76		31 45		76		92	
ESPN 2			ARKANSAS		51 41		92			
			LSU							
Jan. 13, 2021 • Baton Rouge, La. • Maravich Center										

Arkansas 76 • 10-3,2-3 SEC

#	Player		Total		3-Ptr	Rebounds							PF	TP	A	TO	Blk	Stl	Min
			FG-FGA	FG-FGA	FT-FTA	Off	Def	Tot											
22	Vance Jackson Jr.	f	1-8	0-4	0-0	3	4	7	1	2	1	1	0	1	22				
23	Connor Vanover	f	1-3	1-2	0-0	1	1	2	1	3	0	0	0	8					
04	Davonte Davis	g	1-11	0-1	2-3	1	2	3	1	4	2	2	1	2	27				
05	Moses Moody	g	7-18	1-5	3-4	5	1	6	4	18	2	3	0	2	36				
11	Jalen Tate	g	2-5	1-4	1-2	0	1	1	2	6	1	4	0	0	21				
01	JD Notae		8-20	3-10	3-4	3	2	5	3	22	1	2	0	3	26				
03	Desi Sills		4-8	2-5	4-4	0	4	4	2	14	0	0	0	0	29				
10	Jaylin Williams		2-3	0-0	3-3	4	6	10	5	7	1	3	1	2	28				
24	Ethan Henderson		0-0	0-0	0-0	0	0	0	1	0	0	0	0	0	3				
Team							0	1	1										
Totals			26-76	8-31	16-20	17	22	39	20	76	8	15	2	10	200				
FG % 1st Half: 12-34			35.3%	2nd half: 14-42	33.3%	Game: 26-76			34.2%	Deadball Rebounds 3									
3FG % 1st Half: 4-14			28.6%	2nd half: 4-17	23.5%	Game: 8-31			25.8%										
FT % 1st Half: 3-3			100.0%	2nd half: 13-17	76.5%	Game: 16-20			80.0%										

LSU 92 • 9-2,1-1 SEC

#	Player		Total		3-Ptr		Rebounds							PF	TP	A	TO	Blk	Stl	Min
			FG-FGA	FG-FGA	FT-FTA	Off	Def	Tot												
00	Mwani Wilkinson	f	4-4	1-1	2-2	2	4	6	3	11	1	0	0	2	28					
02	Trendon Watford	f	9-16	1-2	4-4	2	8	10	3	23	0	6	0	0	33					
04	Darius Days	f	8-10	2-4	0-0	5	8	13	2	18	0	2	1	2	30					
01	Javonte Smart	g	4-13	1-3	4-7	1	2	3	2	13	5	2	0	0	35					
24	Cameron Thomas	g	5-15	1-7	6-8	0	4	4	2	17	3	3	0	1	32					
03	Jalen Cook		0-0	0-0	0-0	0	1	1	2	0	0	1	0	0	3					
11	Josh LeBlanc		1-2	0-0	0-0	1	2	3	2	2	0	0	2	0	15					
15	Aundre Hyatt		2-3	1-1	0-0	1	3	4	1	5	0	0	0	1	11					
25	Eric Gaines		1-2	0-1	1-3	0	1	1	3	3	1	4	0	1	13					
Team							2 1 3													
Totals			34-65		7-19		17-24		14 34 48		20 92		10 19 3		7 200					
FG % 1st Half: 18-36 50.0%			2nd half: 16-29 55.2%		Game: 34-65 52.3%												Deadball Rebounds 2			
3FG % 1st Half: 6-14 42.9%			2nd half: 1-5 20.0%		Game: 7-19 36.8%															
FT % 1st Half: 9-11 81.8%			2nd half: 8-13 61.5%		Game: 17-24 70.8%															

Officials: Rob Rorke,Todd Austin,Don Daily  
 Technical fouls: Arkansas-None. LSU-None.  
 Attendance: 2540

Score by periods	1st	2nd	Total
Arkansas	31	45	76
LSU	51	41	92

Last FG - ARK 2nd-00:52, LSU 2nd-01:48.  
 Largest lead - ARK by 4 1st-18:53, LSU by 31 1st-06:10.  
 ARK led for 02:49. LSU led for 36:34. Game was tied for 00:37.

Score tied - 1 time.  
 Lead changed - 1 time.

GAME 15			73	Auburn	43	30	73	75	
				ARKANSAS	31	44	75		
				Jan. 20, 2021 • Fayetteville, Ark. • Bud Walton Arena					

Auburn 73 • 8-7,2-5 SEC

		Total		3-Ptr	Rebounds											
#	Player		FG-FGA	FG-FGA	FT-FTA	Off	Def	Tot	PF	TP	A	TO	Blk	Stl	Min	
10	JT Thor	f	3-8	1-3	5-6	2	3	5	2	12	0	3	2	3	24	
23	Jaylin Williams	f	1-5	0-2	0-0	1	3	4	2	2	2	0	2	0	24	
01	Jamal Johnson	g	3-6	2-3	1-2	1	2	3	4	9	0	0	0	0	24	
02	Sharife Cooper	g	9-19	2-6	5-6	1	3	4	2	25	4	4	0	0	37	
22	Allen Flanigan	g	2-7	0-4	3-4	0	4	4	4	7	1	4	0	4	24	
04	Javon Franklin		3-4	2-2	0-0	1	3	4	1	8	0	1	2	0	11	
05	Chris Moore		1-3	0-0	1-3	2	1	3	0	3	1	0	0	0	12	
13	Babatunde Akingbola		1-1	0-0	0-1	2	2	4	0	2	0	1	2	0	9	
35	Devan Cambridge		0-3	0-3	1-2	0	1	1	1	1	2	1	0	0	23	
44	Dylan Cardwell		2-2	0-0	0-0	1	0	1	2	4	0	2	1	0	12	
Team						0	1	1				1				
Totals			25-58	7-23	16-24	11	23	34	18	73	10	17	9	7	200	
FG % 1st Half: 16-27		59.3%	2nd half: 9-31	29.0%	Game: 25-58	43.1%			Deadball Rebounds 6.2							
3FG % 1st Half: 4-9		44.4%	2nd half: 3-14	21.4%	Game: 7-23	30.4%										
FT % 1st Half: 7-9		77.8%	2nd half: 9-15	60.0%	Game: 16-24	66.7%										

Arkansas 75 • 11-4,3-4 SEC

#	Player		Total		3-Ptr	Rebounds							PF	TP	A	TO	Blk	Stl	Min
			FG-FGA	FG-FGA	FT-FTA	Off	Def	Tot											
00	Justin Smith	f	5-11	0-0	0-0	4	1	5	2	10	2	1	0	0	0	27			
23	Connor Vanover	f	1-3	0-1	0-0	0	3	3	0	2	0	0	0	0	9				
01	JD Notae	g	0-5	0-2	2-2	0	1	1	0	2	0	2	1	1	10				
05	Moses Moody	g	2-9	0-4	1-2	1	4	5	2	5	2	2	1	1	32				
11	Jalen Tate	g	6-10	2-4	0-1	1	3	4	5	14	5	5	1	4	34				
02	Vance Jackson Jr.		1-2	1-2	0-0	0	0	0	0	3	1	0	0	0	5				
03	Desi Sills		7-12	0-1	8-10	0	3	3	3	22	2	1	0	1	32				
04	Davonte Davis		5-9	0-0	0-0	2	2	4	4	10	2	3	0	0	20				
10	Jaylin Williams		3-4	1-1	0-0	2	5	7	3	7	2	1	2	1	29				
24	Ethan Henderson		0-0	0-0	0-0	0	0	0	1	0	0	0	0	0	2				
Team						3	1	4											
Totals						30-65	4-15	11-15	13	23	36	20	75	16	16	5	8	200	
FG % 1st Half: 12-31			38.7%	2nd half: 18-34		52.9%	Game: 30-65		46.2%		Deadball Rebounds								
3FG % 1st Half: 3-10			30.0%	2nd half: 1-5		20.0%	Game: 4-15		26.7%										
FT % 1st Half: 4-5			80.0%	2nd half: 7-10		70.0%	Game: 11-15		73.3%		1.1								



GAME 17		Ole Miss	59	Ole Miss	25	34	59	74	
				ARKANSAS	37	37	74		
Jan. 27, 2021 • Fayetteville, Ark. • Bud Walton Arena									

Ole Miss 59 • 8-7,3-5 SEC

#	Player	Total		3-Ptr		Rebounds			PF	TP	A TO		Blk	Stl	Min
		FG-FGA	FT-FTA	FG-FGA	FT-FTA	Off	Def	Tot							
00	Romello White	f	1-5	0-0	1-1	3	5	8	3	3	1	0	1	1	29
05	KJ Buffen	f	2-7	0-0	1-2	1	2	3	4	5	1	0	0	0	24
02	Devontae Shuler	e	9-12	0-3	1-2	0	3	3	3	19	1	1	0	1	29
15	Luis Rodriguez	e	4-6	0-1	2-2	2	1	3	2	10	2	2	0	2	24
24	Jarkel Joiner	e	5-12	0-4	1-2	0	1	1	3	11	1	1	0	1	34
01	Austin Crowley	e	0-3	0-1	0-0	0	2	2	0	1	0	0	0	0	9
03	Khadim Sy	e	1-3	0-2	0-0	0	1	1	1	2	0	0	2	0	10
11	Matthew Murrell	e	1-4	1-2	0-0	0	1	1	0	3	2	2	1	0	18
14	Dimencio Vaughn	e	1-2	0-1	0-1	0	0	0	2	2	0	2	1	1	8
21	Robert Allen	e	0-1	0-1	2-2	0	2	2	0	2	1	0	0	2	7
23	Sammy Hunter	e	1-2	0-1	0-0	1	0	1	1	2	0	0	1	0	8
Team						1	3	4							
Totals		25-57	1-16	8-12	8	21	29	19	59	9	9	6	8	200	
FG % 1st Half:		11-27	40.7%	2nd half:	14-30	46.7%	Game:	25-57	43.9%	Deadball Rebounds					
3FG % 1st Half:		0-9	0.0%	2nd half:	1-7	14.3%	Game:	1-16	6.3%						
FT % 1st Half:		3-4	75.0%	2nd half:	5-8	62.5%	Game:	8-12	66.7%						

Arkansas 74 • 13-4,5-4 SEC

#	Player	Total		3-Ptr		Rebounds			PF	TP	A TO		Blk	Stl	Min
		FG-FGA	FT-FTA	FG-FGA	FT-FTA	Off	Def	Tot							
00	Justin Smith	f	4-8	1-1	1-1	1	5	6	1	10	2	1	0	0	30
23	Connor Vanover	f	4-8	0-2	0-0	2	5	7	3	8	1	1	5	0	29
03	Desi Sills	e	3-7	1-3	2-2	0	0	0	2	9	0	0	0	1	24
05	Moses Moody	e	1-3	0-1	3-5	1	0	1	3	5	2	3	1	0	19
11	Jalen Tate	e	3-7	2-4	1-3	1	1	2	3	9	3	3	0	2	37
01	JD Notae	e	4-11	3-6	8-9	0	5	5	0	19	2	1	0	1	25
02	Vance Jackson Jr.	e	0-1	0-0	0-0	0	0	0	0	0	0	0	0	0	4
04	Davonte Davis	e	7-9	0-0	0-1	2	4	6	1	14	1	3	0	2	25
10	Jaylin Williams	e	0-0	0-0	0-0	0	3	3	3	0	1	0	0	0	7
Team						4	3	7							
Totals		26-54	7-17	15-21	11	26	37	16	74	12	12	6	6	200	
FG % 1st Half:		13-28	46.4%	2nd half:	13-26	50.0%	Game:	26-54	48.1%	Deadball Rebounds					
3FG % 1st Half:		3-7	42.9%	2nd half:	4-10	40.0%	Game:	7-17	41.2%						
FT % 1st Half:		8-10	80.0%	2nd half:	7-11	63.6%	Game:	15-21	71.4%						

Officials: Rob 'Rorke, Ron Groover, Vladimir Voyard-Tadal  
Technical fouls: Ole Miss-None. Arkansas-None.  
Attendance: 4400

Score by periods			1st	2nd	Total			
Ole Miss			25	34	59			
Arkansas			37	37	74			

Last FG - OM 2nd-01:19, ARK 2nd-01:30.  
Largest lead - OM by 4 1st-15:54, ARK by 20 2nd-10:06.  
OM led for 01:45. ARK led for 34:24. Game was tied for 03:51.

Score tied - 3 times.  
Lead changed - 2 times.

<b>GAME 19</b>			<b>61</b>	Mississippi State	22	23	45	<b>61</b>	
 	<b>ARKANSAS</b>			28	33	61			
	Feb. 2, 2021 • Fayetteville, Ark. • Bud Walton Arena								

Mississippi State 45 • 10-9,4-6 SEC

#	Player	Total		3-Ptr		Rebounds			PF	TP	A TO		Blk	Stl	Min
		FG-FGA	FT-FTA	FG-FGA	FT-FTA	Off	Def	Tot							
24	Abdul Ado	f	1-4	0-0	0-0	0	1	1	0	2	0	0	2	0	23
35	Tolu Smith	f	3-8	0-0	4-8	2	3	5	1	10	1	5	0	1	34
01	Iverson Molinar	e	1-4	0-1	4-4	0	3	3	3	6	3	4	0	0	32
03	D.J. Stewart Jr.	e	4-10	0-2	0-0	0	3	3	3	8	3	4	0	5	36
05	Deivon Smith	e	0-3	0-1	0-1	0	4	4	5	0	1	3	1	1	18
00	Jalen Johnson	e	2-5	1-3	1-2	0	1	1	2	6	0	1	0	0	14
02	Javian Davis	e	0-0	0-0	0-0	1	2	3	1	0	1	2	0	0	5
04	Cameron Matthews	e	0-2	0-1	0-0	1	1	2	2	0	0	2	0	0	14
20	Derek Fountain	e	2-7	2-5	1-3	1	3	4	1	7	0	2	1	0	9
32	Quinten Post	e	2-6	2-6	0-0	1	1	2	0	6	1	2	0	2	15
Team						2	4	6							
Totals		15-49	5-19	10-18	8	26	34	18	45	10	26	4	9	200	
FG % 1st Half:		6-22	27.3%	2nd half:	9-27	33.3%	Game:	15-49	30.6%	Deadball Rebounds					
3FG % 1st Half:		2-7	28.6%	2nd half:	3-12	25.0%	Game:	5-19	26.3%						
FT % 1st Half:		8-12	66.7%	2nd half:	2-6	33.3%	Game:	10-18	55.6%						

Arkansas 61 • 14-5,6-4 SEC

#	Player	Total		3-Ptr		Rebounds			PF	TP	A TO		Blk	Stl	Min
		FG-FGA	FT-FTA	FG-FGA	FT-FTA	Off	Def	Tot							
00	Justin Smith	f	5-8	0-1	0-0	3	7	10	1	10	1	1	0	0	36
23	Connor Vanover	f	6-11	1-4	0-0	3	5	8	4	13	2	3	3	2	29
04	Davonte Davis	e	4-12	0-0	2-2	2	6	8	2	10	2	3	0	0	35
05	Moses Moody	e	4-12	1-4	4-4	3	4	7	4	13	1	3	0	2	38
11	Jalen Tate	e	2-9	0-2	2-2	1	2	3	2	6	5	2	1	3	29
01	JD Notae	e	2-6	0-2	5-6	0	3	3	0	9	2	3	0	1	18
02	Vance Jackson Jr.	e	0-1	0-1	0-0	0	0	0	0	0	0	1	0	0	2
03	Desi Sills	e	0-3	0-1	0-0	0	1	1	0	0	0	0	2	0	4
10	Jaylin Williams	e	0-2	0-2	0-0	0	0	0	2	0	0	1	0	2	9
24	Ethan Henderson	e	0-0	0-0	0-0	0	0	0	0	0	0	0	0	0	0+
Team						3	2	5							
Totals		23-64	2-17	13-14	15	30	45	15	61	13	17	6	10	200	
FG % 1st Half:		10-31	32.3%	2nd half:	13-33	39.4%	Game:	23-64	35.9%	Deadball Rebounds					
3FG % 1st Half:		1-10	10.0%	2nd half:	1-7	14.3%	Game:	2-17	11.8%						
FT % 1st Half:		7-8	87.5%	2nd half:	6-6	100.0%	Game:	13-14	92.9%						

Officials: Doug Simmons, Todd Austin, Pat Adams  
Technical fouls: Mississippi State-None. Arkansas-TEAM.  
Attendance: 4400

Score by periods			1st	2nd	Total			
Mississippi State			22	23	45			
Arkansas			28	33	61			

Last FG - MSU 2nd-00:48, ARK 2nd-01:06.  
Largest lead - MSU by 13 1st-09:09, ARK by 19 2nd-01:06.  
MSU led for 12:46. ARK led for 22:30. Game was tied for 04:44.

Score tied - 2 times.  
Lead changed - 2 times.

GAME 18 ESPN 2		77	ARKANSAS	34	43	77	81	
			Oklahoma State	38	43	81		
		Jan. 30, 2021 • Stillwater, Okla. • Gallagher-Iba Arena						

Arkansas 77 • 13-5

#	Player		Total		3-Ptr	Rebounds							Min		
			FG-FGA	FT-FTA	FG-FGA	FT-FTA	Off	Def	Tot	PF	TP	A		TO	Blk
00	Justin Smith	f	9-14	0-0	0-0	4	3	7	3	18	4	4	0	0	37
23	Connor Vanover	f	4-9	1-4	0-0	1	3	4	1	9	0	3	5	1	26
03	Desi Sills	e	2-4	1-2	0-0	2	2	4	1	5	2	0	0	1	15
05	Moses Moody	e	8-13	1-3	0-1	0	4	4	0	17	1	1	0	0	32
11	Jalen Tate	e	1-5	0-0	1-2	0	0	0	1	3	2	4	0	1	24
01	JD Notae	e	4-12	2-6	3-4	1	2	3	0	13	2	2	0	2	28
02	Vance Jackson Jr.	e	0-0	0-0	0-0	0	0	0	2	0	0	0	0	0	3
04	Davonte Davis	e	6-12	0-0	0-0	2	2	4	4	12	1	1	0	0	28
10	Jaylin Williams	e	0-1	0-0	0-0	1	3	4	2	0	1	0	0	0	7
Team						1	1	2							
Totals			34-70	5-15	4-7	12	20	32	14	77	13	15	5	8	200
FG % 1st Half: 16-39 41.0% 2nd half: 18-31 58.1% Game: 34-70 48.6% Deadball Rebounds 0															
3FG % 1st Half: 1-6 16.7% 2nd half: 4-9 44.4% Game: 5-15 33.3%															
FT % 1st Half: 1-4 25.0% 2nd half: 3-3 100.0% Game: 4-7 57.1%															

GAME 21		86		31 42 13 86		81	
ESPN 2		ARKANSAS		#10/10 Missouri			
		Feb. 13, 2021 • Columbia, Mo. • Mizzou Arena					

## Arkansas 86 • 16-5,8-4 SEC

		Total		3-Ptr	Rebounds											
#	Player	FG-FGA	FT-FTA	FG-FGA	FT-FTA	Off	Def	Tot	PF	TP	A	TO	Blk	Stl	Min	
00	Justin Smith	f 6-10	1-3	6-7	1 5 6	2	19	3	0	2	38					
23	Connor Vanover	f 5-7	2-4	0-0	1 3 4	3	12	2	3	2	0	25				
04	Davonte Davis	g 3-10	0-0	2-2	1 3 4	2	8	3	0	1	0	32				
05	Moses Moody	g 4-7	2-4	6-6	0 5 5	4	16	1	4	2	2	34				
11	Jalen Tate	g 5-9	1-2	3-4	2 2 4	4	14	4	2	1	1	40				
01	JD Notae	g 1-5	0-1	0-0	0 1 1	0	2	0	0	0	1	13				
02	Vance Jackson Jr.	g 1-4	1-3	0-0	0 1 1	1	3	0	1	0	0	8				
03	Desi Sills	g 3-7	0-2	2-2	1 3 4	1	8	2	2	0	0	21				
10	Jaylin Williams	g 1-3	1-2	1-2	0 2 2	4	4	3	1	0	0	14				
Team						2 1 3										
Totals		29-62		8-21		20-23		8 26 34		21 86		18 13 6		6 6 225		
FG % 1st Half: 10-30		33.3%		2nd half: 16-27		59.3%		OT: 3-5		60.0%		Game: 29-62		46.8%		Deadball Rebound
3FG % 1st Half: 4-10		40.0%		2nd half: 4-10		40.0%		OT: 0-1		0.0%		Game: 8-21		38.1%		
FT % 1st Half: 7-8		87.5%		2nd half: 6-6		100.0%		OT: 7-9		77.8%		Game: 20-23		87.0%		

## Missouri 81 • 13-5,6-5 SEC

		Total		3-Ptr	Rebounds											
#	Player	FG-FGA	FT-FTA	FG-FGA	FT-FTA	Off	Def	Tot	PF	TP	A	TO	Blk	Stl	Min	
05	Mitchell Smith	f	3-7	2-5	0-0	3	4	7	5	8	0	1	0	1	27	
24	Kobe Brown	f	2-5	0-2	2-4	2	7	9	1	6	1	3	0	0	23	
01	Xavier Pinson	g	7-13	5-8	4-5	0	3	3	4	23	3	1	0	1	30	
12	Dru Smith	g	5-12	2-4	3-4	0	4	4	2	15	7	6	0	1	43	
13	Mark Smith	g	0-8	0-5	4-4	2	4	6	2	4	0	1	1	0	28	
00	Torrence Watson		3-5	3-5	0-0	1	1	2	1	9	0	0	0	1	25	
02	Drew Buggs		3-4	1-2	1-2	0	1	1	0	8	2	1	0	0	15	
04	Javon Pickett		1-3	0-1	0-0	0	1	1	2	2	1	2	0	0	8	
42	Parker Braun		3-4	0-0	0-2	1	2	3	3	6	1	0	1	0	26	
Team						3	0	3				1				
Totals			27-61	13-32	14-21	12	27	39	20	81	15	16	3	6	225	
FG % 1st Half:		11-25	44.0%	2nd half:	15-32	46.9%	OT:	1-4	25.0%	Game:	27-61	44.3%	Deadball			
3FG % 1st Half:		6-14	42.9%	2nd half:	7-17	41.2%	OT:	0-1	0.0%	Game:	13-32	40.6%	Rebound 3			
FT % 1st Half:		7-10	70.0%	2nd half:	1-2	50.0%	OT:	6-9	66.7%	Game:	14-21	66.7%				

Officials: Wil Howard,Patrick Evans,Joe Lindsay  
 Technical fouls: Arkansas-None. Missouri-None.  
 Attendance: 3111

Score by periods	1st	2nd	OT	Total
Arkansas	31	42	13	86
Missouri	35	38	8	81

Points	In	Off	2nd	Fast	Bench
ARK	36	19	11	2	17
MIZZOU	28	11	7	12	25

Last FG - ARK OT-00:35, MIZZOU OT-02:51.  
 Largest lead - ARK by 7 2nd-11:02, MIZZOU by 9 1st-09:50.  
 ARK led for 16:44. MIZZOU led for 21:53. Game was tied for 06:23.

Score tied - 13 times.  
 Lead changed - 8 times.

GAME 23		66		#6/7 Alabama		38 28		66		81	
ESPN 2		ARKANSAS		#20/20 ARKANSAS							
		Feb. 24, 2021 • Fayetteville, Ark. • Bud Walton Arena									

## Alabama 66 • 18-6,13-2 SEC

#	Player		Total		3-Ptr		Rebounds					PF	TP	A	TO	Blk	Stl	Min
			FG-FGA	FT-FTA	FG-FGA	FT-FTA	Off	Def	Tot									
02	Jordan Bruner	f	5-14	4-9	0-0	3	3	6	3	14	1	3	0	0	21			
01	Herbert Jones	g	2-6	0-0	0-1	0	4	4	5	4	4	5	1	1	24			
05	Jaden Shackelford	g	2-6	1-3	0-0	0	1	1	5	5	0	1	0	1	22			
11	Joshua Primo	g	3-6	1-3	0-0	1	2	3	2	7	1	2	0	0	18			
23	John Petty Jr.	g	4-8	2-3	2-2	0	2	2	5	12	2	2	0	2	35			
03	Alex Reese	g	0-5	0-5	0-0	1	1	2	1	0	0	0	0	0	6			
04	Juwan Gary	g	4-8	0-2	1-2	4	5	9	4	9	0	0	2	0	16			
12	Darius Miles	g	0-0	0-0	0-0	0	0	0	0	0	0	0	0	0	1			
13	Jahvon Quinerly	g	5-11	3-6	0-3	0	3	3	2	13	4	2	0	0	33			
14	Keon Ellis	g	1-5	0-2	0-0	2	3	5	3	2	2	1	0	0	23			
33	James Rojas	g	0-0	0-0	0-0	0	0	0	2	0	0	0	0	0	1			
Team									2 1 3									
Totals			26-69		11-33		3-8		13 25 38		32 66		14 16 3		4 200			
FG % 1st Half: 14-35 40.0%			2nd half: 12-34 35.3%		Game: 26-69 37.7%		Deadball											
3FG % 1st Half: 7-17 41.2%			2nd half: 4-16 25.0%		Game: 11-33 33.3%		Rebound											
FT % 1st Half: 3-6 50.0%			2nd half: 0-2 0.0%		Game: 3-8 37.5%		2.1											

## Arkansas 81 • 18-5,10-4 SEC

#	Player	Total		3-Ptr		Rebounds			PF	TP	A	TO	Blk	Stl	Min
		FG-FA	FG-FA	FT-FTA	Off	Def	Tot								
00	Justin Smith	f	5-9	0-0	1-4	5	7	12	2	11	2	3	1	1	39
23	Connor Vanover	f	1-3	0-1	0-0	0	1	1	1	2	0	1	1	0	10
04	Davonte Davis	f	2-3	0-1	1-1	1	2	3	4	5	1	1	0	0	19
05	Moses Moody	g	3-12	2-5	16-19	1	4	5	2	24	4	1	3	1	39
11	Jalen Tate	g	5-7	0-1	2-5	0	4	4	5	12	4	3	4	0	37
01	JD Notae	g	4-9	2-4	2-5	0	2	2	1	12	3	2	0	2	16
03	Desi Sills	g	0-2	0-0	0-0	0	0	0	1	0	0	1	0	0	10
10	Jaylin Williams	g	4-8	0-2	5-7	1	7	8	2	13	0	0	0	0	22
24	Ethan Henderson	g	1-1	0-0	0-2	1	1	2	0	2	1	0	2	0	8
Team						0	2	2				1			
Totals			25-54	4-14	27-43	9	30	39	18	81	15	13	11	4	200
FG % 1st Half: 13-25		52.0%	2nd half: 12-29	41.4%	Game: 25-54	46.3%			Deadball						
3FG % 1st Half: 2-5		40.0%	2nd half: 2-9	22.2%	Game: 4-14	28.6%			Rebound						
FT % 1st Half: 11-18		61.1%	2nd half: 16-25	64.0%	Game: 27-43	62.8%			10.3						

Officials: Lee Cassell,Steven Anderson,Doug Shous  
 Technical fouls: Alabama-John Petty Jr. 2; Jahvon Quinerly. Arkansas-Jalen Tate 2.  
 Attendance: 4400

Score by periods	1st	2nd	Total
Alabama	38	28	66
Arkansas	39	42	81

Last FG - BAMA 2nd-00:54, ARK 2nd-02:14.  
 Largest lead - BAMA by 6 2nd-18:08, ARK by 16 2nd-05:22.  
 BAMA led for 05:10. ARK led for 31:33. Game was tied for 02:55.

Score tied - 12 times.  
 Lead changed - 6 times.

GAME 22 ESPN 2		64	Florida	30	34	64	75	
		#24/-	ARKANSAS	40	35	75		
		Feb. 16, 2021 • Fayetteville, Ark. • Bud Walton Arena						

<b>GAME 25</b>			<b>101</b> <b>#12/13 ARKANSAS</b> <b>49 52</b> <b>101</b> <b>73</b>	
Mar. 2, 2021 • Columbia, S.C. • Colonial Life Arena				

Arkansas 101 • 20-5,12-4 SEC

#	Player	Total		3-Ptr		Rebounds			PF	TP	A TO Blk			Stl	Min
		FG-FGA	FT-FTA	FG-FGA	FT-FTA	Off	Def	Tot			A	TO	Blk		
00	Justin Smith	f	8-12	0-0	6-7	1	7	8	1	22	2	1	0	1	34
23	Connor Vanover	f	1-5	1-3	0-0	0	6	6	1	3	1	1	4	0	20
04	Davonte Davis	g	1-2	0-0	2-2	2	6	8	2	4	2	5	0	2	20
05	Moses Moody	g	10-15	4-9	4-4	0	7	7	3	28	2	0	0	2	34
11	Jalen Tate	g	1-5	0-2	0-0	1	0	1	2	2	1	3	0	0	18
01	JD Notae	g	9-16	3-8	0-0	0	5	5	1	21	5	3	0	5	31
02	Vance Jackson Jr.	g	2-4	2-4	0-0	0	0	0	1	6	2	0	0	0	8
03	Desi Sills	g	5-8	5-7	0-0	0	1	1	5	15	2	2	0	0	26
13	Emeka Obukwelu	g	0-0	0-0	0-0	0	0	0	0	0	0	0	0	0	1
22	Abayomi Iyiola	g	0-0	0-0	0-0	0	1	1	0	0	0	0	0	0	2
24	Ethan Henderson	g	0-0	0-0	0-0	0	0	0	2	0	0	0	0	0	6
Team						1	1	2							
Totals			37-67	15-33	12-13	5	34	39	18	101	17	15	4	10	200
FG % 1st Half:		18-33	54.5%	2nd half:	19-34	55.9%	Game:		37-67	55.2%	Deadball				
3FG % 1st Half:		10-20	50.0%	2nd half:	5-13	38.5%	Game:		15-33	45.5%	Rebounds				
FT % 1st Half:		3-4	75.0%	2nd half:	9-9	100.0%	Game:		12-13	92.3%	0.3				

South Carolina 73 • 6-13,4-11 SEC

#	Player	Total		3-Ptr		Rebounds			PF	TP	A TO Blk			Stl	Min
		FG-FGA	FT-FTA	FG-FGA	FT-FTA	Off	Def	Tot			A	TO	Blk		
10	Justin Minaya	f	1-5	0-3	0-2	2	2	4	2	2	2	0	0	2	27
24	Keyshawn Bryant	f	5-15	0-2	3-9	3	6	9	1	13	0	2	2	3	31
04	Tre-Vaughn Minott	c	2-4	0-0	0-0	2	4	6	3	4	0	1	0	0	16
00	AJ Lawson	g	6-17	4-9	2-2	0	3	3	0	18	0	0	0	0	28
01	TJ Moss	g	1-3	0-1	2-2	0	1	1	0	4	7	5	0	3	23
04	Jalyn McCreary	g	5-7	0-0	0-0	2	0	2	4	10	0	1	0	0	15
05	Jermaine Cousinard	g	2-6	1-4	3-4	1	2	3	2	8	1	1	0	0	24
12	Trae Hannibal	g	3-6	0-0	2-2	1	6	7	0	8	2	3	0	1	16
13	Mike Green	g	0-1	0-1	0-0	0	0	0	0	0	0	0	0	0	2
14	Nathan Nelson	g	0-0	0-0	0-0	0	0	0	0	0	0	1	0	0	3
15	Wildens Leveque	g	0-1	0-0	0-0	0	1	1	0	0	0	0	0	0	4
23	Seventh Woods	g	2-7	1-3	1-2	0	0	0	2	6	1	0	0	0	11
Team						2	1	3							
Totals			27-72	6-23	13-23	13	26	39	14	73	13	14	2	9	200
FG % 1st Half:		12-43	27.9%	2nd half:	15-29	51.7%	Game:		27-72	37.5%	Deadball				
3FG % 1st Half:		3-13	23.1%	2nd half:	3-10	30.0%	Game:		6-23	26.1%	Rebounds				
FT % 1st Half:		5-7	71.4%	2nd half:	8-16	50.0%	Game:		13-23	56.5%	5				

Officials: Michael Roberts,Chuck Jones,Tony Greene  
Technical fouls: Arkansas-None. South Carolina-None.  
Attendance: 3193

Score by periods	1st	2nd	Total
Arkansas	49	52	101
South Carolina	32	41	73

Last FG - ARK 2nd-00:17, USC 2nd-00:38.  
Largest lead - ARK by 32 2nd-04:07, USC by 3 1st-17:08.  
ARK led for 34:48. USC led for 04:01. Game was tied for 01:11.

<b>GAME 27</b>			<b>64</b> <b>#8/8 ARKANSAS</b> <b>33 31</b> <b>64</b> <b>70</b>	
Mar. 12, 2021 • Nashville, Tenn. • Bridgestone Arena				

Missouri 64 • 16-9

#	Player	Total		3-Ptr		Rebounds			PF	TP	A TO Blk			Stl	Min
		FG-FGA	FT-FTA	FG-FGA	FT-FTA	Off	Def	Tot			A	TO	Blk		
23	Jeremiah Tilmon	f	3-6	0-0	3-7	0	0	0	5	9	0	3	0	1	26
24	Kobe Brown	f	2-5	0-2	2-2	0	11	11	3	6	1	2	2	3	32
01	Xavier Pinson	g	5-10	1-3	3-3	0	2	2	2	14	2	4	0	1	25
12	Dru Smith	g	4-10	2-6	1-2	0	1	1	3	11	5	5	0	3	38
13	Mark Smith	g	3-13	0-4	1-2	3	6	9	2	7	0	2	1	1	26
00	Torrence Watson	g	0-0	0-0	0-0	0	1	1	0	0	0	0	0	0	4
02	Drew Buggs	g	1-2	1-1	0-1	0	0	0	0	3	0	1	0	0	12
04	Javon Pickett	g	3-4	1-1	0-0	2	0	2	4	7	2	2	0	0	21
05	Mitchell Smith	g	0-0	0-0	2-2	0	1	1	5	2	1	2	0	0	10
42	Parker Braun	g	1-2	1-1	2-2	0	1	1	1	5	0	0	0	0	6
Team						0	3	3							
Totals			22-52	6-18	14-21	5	26	31	25	64	11	21	3	9	200
FG % 1st Half:		12-25	48.0%	2nd half:	10-27	37.0%	Game:		22-52	42.3%	Deadball				
3FG % 1st Half:		3-6	50.0%	2nd half:	3-12	25.0%	Game:		6-18	33.3%	Rebounds				
FT % 1st Half:		6-9	66.7%	2nd half:	8-12	66.7%	Game:		14-21	66.7%	3				

Arkansas 70 • 22-5

#	Player	Total		3-Ptr		Rebounds			PF	TP	A TO Blk			Stl	Min
		FG-FGA	FT-FTA	FG-FGA	FT-FTA	Off	Def	Tot			A	TO	Blk		
00	Justin Smith	f	6-12	0-1	4-7	3	5	8	5	16	3	5	1	2	30
23	Connor Vanover	f	0-0	0-0	0-0	0	1	1	1	0	0	1	0	0	8
04	Davonte Davis	g	4-12	0-0	3-6	0	6	6	4	11	4	2	0	1	29
05	Moses Moody	g	2-6	0-3	1-1	4	4	8	2	5	0	4	1	0	39
11	Jalen Tate	g	1-3	0-0	2-2	0	2	2	3	4	0	2	0	0	22
01	JD Notae	g	9-16	4-7	5-6	0	4	4	0	27	4	5	1	1	32
02	Vance Jackson Jr.	g	0-0	0-0	0-0	0	0	0	1	0	0	0	0	0	4
03	Desi Sills	g	1-4	1-4	0-0	0	2	2	1	3	2	1	0	1	27
24	Ethan Henderson	g	2-2	0-0	0-0	0	0	0	3	4	0	0	2	0	9
Team						1	4	5							
Totals			25-55	5-15	15-22	8	28	36	20	70	13	20	5	5	200
FG % 1st Half:		12-26	46.2%	2nd half:	13-29	44.8%	Game:		25-55	45.5%	Deadball				
3FG % 1st Half:		4-9	44.4%	2nd half:	1-6	16.7%	Game:		5-15	33.3%	Rebounds				
FT % 1st Half:		4-6	66.7%	2nd half:	11-16	68.8%	Game:		15-22	68.2%	3.1				

Officials: Steven Anderson,Terry Oglesby,Doug Shows  
Technical fouls: Missouri-None. Arkansas-None.  
Attendance: 3164

Score by periods	1st	2nd	Total
Missouri	33	31	64
Arkansas	32	38	70

Last FG - MIZZOU 2nd-00:17, ARK 2nd-01:19.  
Largest lead - MIZZOU by 10 1st-09:18, ARK by 10 2nd-05:04.  
MIZZOU led for 17:50. ARK led for 19:22. Game was tied for 02:48.

<b>GAME 26</b>			<b>80</b> <b>Mississippi State</b> <b>41 39</b> <b>80</b> <b>87</b>	
Mar. 6, 2021 • Fayetteville, Ark. • Bud Walton Arena				

Texas A&M 80 • 8-9,2-8 SEC

#	Player		Total		3-Ptr	Rebounds					PF	TP	A TO Blk			Stl	Min
			FG-FGA	FG-FGA	FT-FTA	Off	Def	Tot	A	TO			Blk				
05	Emanuel Miller	f	8-15	0-0	7-7	4	6	10	3	23	4	3	0	1	37		
15	Jonathan Aku	f	0-0	0-0	0-0	0	5	5	3	0	2	1	0	0	16		
01	Savion Flagg	g	7-11	2-5	0-1	3	2	5	1	16	1	4	1	0	37		
03	Quenton Jackson	g	9-15	5-8	0-0	1	0	1	2	23	1	3	0	2	30		
20	Andre Gordon	g	3-9	2-4	1-2	0	4	4	0	9	4	2	0	1	31		
00	Jay Jay Chandler	g	1-4	1-4	0-0	0	2	2	4	3	2	1	0	1	11		
02	Hayden Hefner		0-0	0-0	0-0	0	0	0	1	0	0	0	0	0	3		
11	Hassan Diarra		2-6	0-2	0-0	0	0	0	1	4	0	2	0	1	12		
31	Luke McGhee		1-1	0-0	0-0	1	1	2	4	2	0	1	3	1	23		
	Team					2	0	2									
Totals			31-61	10-23	8-10	11	20	31	19	80	14	17	4	7	200		
FG % 1st Half: 16-33			48.5%	2nd half: 15-28	53.6%	Game: 31-61			50.8%						Deadball Rebounds 1		
3FG % 1st Half: 7-15			46.7%	2nd half: 3-8	37.5%	Game: 10-23			43.5%								
FT % 1st Half: 2-2			100.0%	2nd half: 6-8	75.0%	Game: 8-10			80.0%								



GAME 29 truTV		68	Colgate	33	35	68	85	
			#10/10 ARKANSAS	36	49	85		
			Mar. 19, 2021 • Indianapolis, Ind. • Bankers Life Fieldhouse					

## Colgate 68 • 14-2

#	Player	Total		3-Ptr		Rebounds			PF	TP	A	TO	Blk	Stl	Min
		FG-FGA	FT-FTA	FG-FGA	FT-FTA	Off	Def	Tot							
04	Ryan Moffatt	f	0-0	0-0	0-0	0	3	3	2	0	1	1	1	0	24
14	Keegan Records	f	2-5	0-0	2-6	4	4	8	3	6	1	2	0	0	25
00	Nelly Cummings	g	4-13	4-8	2-2	0	3	3	4	14	4	3	0	1	28
01	Jordan Burns	g	4-13	3-6	2-2	2	1	3	4	13	4	6	0	2	30
15	Tucker Richardson	g	3-10	1-5	2-2	0	4	4	2	9	5	2	0	2	33
05	David Maynard	g	0-0	0-0	0-0	1	2	3	0	0	0	0	1	0	5
13	Jack Ferguson	g	4-9	3-6	0-0	1	5	6	2	11	1	6	0	0	28
30	Sam Thomson	g	0-0	0-0	1-2	0	1	1	0	1	0	0	0	0	4
33	Oliver Lynch-Daniels	g	1-2	1-2	0-0	0	3	3	3	3	1	0	0	0	11
55	Jeff Woodward	g	5-6	0-0	1-3	0	2	2	4	11	0	2	0	0	12
Team						3	3	6							
Totals			23-58	12-27	10-17	11	31	42	24	68	17	22	2	5	200
FG % 1st Half: 12-32		37.5%	2nd half: 11-26		42.3%	Game: 23-58		39.7%							Deadball Rebounds 4
3FG % 1st Half: 6-14		42.9%	2nd half: 6-13		46.2%	Game: 12-27		44.4%							
FT % 1st Half: 3-6		50.0%	2nd half: 7-11		63.6%	Game: 10-17		58.8%							

## Arkansas 85 • 23-6

#	Player	Total		3-Ptr		Rebounds			PF	TP	A	TO	Blk	Stl	Min
		FG-FGA	FT-FTA	FG-FGA	FT-FTA	Off	Def	Tot							
00	Justin Smith	f	8-16	0-0	11-13	4	8	12	2	27	1	2	2	5	40
23	Connor Vanover	f	0-1	0-0	0-0	0	0	0	0	0	0	0	0	0	4
04	Davonte Davis	g	6-11	0-0	0-0	3	3	6	3	12	3	4	2	2	32
05	Moses Moody	g	4-8	1-4	3-5	0	1	1	3	12	0	1	0	1	35
11	Jalen Tate	g	6-13	1-4	4-4	1	6	7	3	17	4	1	0	0	38
01	JD Notae	g	4-12	3-8	3-5	1	4	5	1	14	2	1	0	3	31
03	Desi Sills	g	1-2	0-0	1-2	0	0	0	1	3	1	1	0	2	13
10	Jaylin Williams	g	0-1	0-0	0-0	0	3	3	2	0	0	0	0	0	5
24	Ethan Henderson	g	0-0	0-0	0-0	0	0	0	0	0	0	0	0	0	2
Team						0	2	2							
Totals			29-64	5-16	22-29	9	27	36	15	85	11	10	4	13	200
FG % 1st Half: 14-33		42.4%	2nd half: 15-31		48.4%	Game: 29-64		45.3%							Deadball Rebounds 2
3FG % 1st Half: 2-9		22.2%	2nd half: 3-7		42.9%	Game: 5-16		31.3%							
FT % 1st Half: 6-8		75.0%	2nd half: 16-21		76.2%	Game: 22-29		75.9%							

Officials: Michael Greenstein, Lee Cassell, Verne Harris

Technical fouls: Colgate-None, Arkansas-None.

Attendance:

Score by periods	1st	2nd	Total
Colgate	33	35	68
Arkansas	36	49	85

Last FG - COLG 2nd-01:25, ARK 2nd-00:16.

Largest lead - COLG by 14 1st-05:28, ARK by 17 2nd-00:16.

COLG led for 21:19. ARK led for 14:35. Game was tied for 04:06.

Score tied - 6 times.

Lead changed - 7 times.

Points

COLG

ARK

In

Paint

ARK

Off

T/O

ARK

2nd

Chance

ARK

Fast

Break

ARK

Bench

ARK

ARK

GAME 30 		66	#21/21 Texas Tech	31	35	66	68	
			#10/10 ARKANSAS	33	35	68		
			Mar. 21, 2021 • Indianapolis, Ind. • Hinkle Fieldhouse					

## Texas Tech 66 • 18-11

#	Player	Total		3-Ptr		Rebounds			PF	TP	A	TO	Blk	Stl	Min
		FG-FGA	FT-FTA	FG-FGA	FT-FTA	Off	Def	Tot							
14	Marcus Santos-Silva	f	2-7	0-0	1-2	4	1	5	1	5	1	1	0	0	19
00	Mac McClung	g	2-6	1-2	4-7	1	2	3	2	9	2	1	1	0	35
01	Terrence Shannon, J	g	6-16	3-4	5-5	1	2	3	3	20	0	0	0	1	35
11	Kyler Edwards	g	4-11	3-6	0-1	2	6	8	4	11	5	3	1	1	35
15	Kevin McCullar	g	6-13	1-4	2-3	2	6	8	4	15	2	1	0	0	34
02	Jamarius Burton	g	0-0	0-0	0-0	0	0	0	1	0	0	2	1	1	9
03	Clarence Nadolny	g	0-0	0-0	0-0	0	1	1	1	0	1	1	0	0	5
05	Micah Peavy	g	0-4	0-0	0-0	1	2	3	3	0	1	0	0	0	15
10	Tyreek Smith	g	0-0	0-0	0-0	0	0	0	0	0	0	0	0	0	1
21	Avery Benson	g	0-0	0-0	0-0	0	0	0	0	0	0	0	0	0	2
23	Chibuzo Agbo	g	2-4	2-4	0-0	0	2	2	0	6	0	0	0	0	10
Team						2	3	5							
Totals			22-61	10-20	12-18	13	25	38	19	66	12	9	3	3	200
FG % 1st Half: 12-33		36.4%	2nd half: 10-28		35.7%	Game: 22-61		36.1%							Deadball Rebounds 3.2
3FG % 1st Half: 4-10		40.0%	2nd half: 6-10		60.0%	Game: 10-20		50.0%							
FT % 1st Half: 3-7		42.9%	2nd half: 9-11		81.8%	Game: 12-18		66.7%							

## Arkansas 68 • 24-6

#	Player	Total		3-Ptr		Rebounds			PF	TP	A	TO	Blk	Stl	Min
		FG-FGA	FT-FTA	FG-FGA	FT-FTA	Off	Def	Tot							
00	Justin Smith	f	9-11	0-0	2-3	3	3	6	2	20	2	1	1	0	39
10	Jaylin Williams	f	0-4	0-1	1-2	2	8	10	3	1	4	2	0	0	28
04	Davonte Davis	g	7-15	0-1	1-2	0	6	6	2	15	1	1	0	0	37
05	Moses Moody	g	6-11	2-6	1-2	2	4	6	2	15	1	1	0	0	39
11	Jalen Tate	g	2-9	0-1	6-6	2	1	3	4	10	2	2	0	0	31
01	JD Notae	g	2-11	2-7	1-2	0	3	3	2	7	0	2	0	0	23
03	Desi Sills	g	0-1	0-1	0-0	0	1	1	1	0	0	0	0	0	3
Team						0	1	1							
Totals			26-62	4-17	12-17	9	27	36	16	68	10	9	1	0	200
FG % 1st Half: 14-33		42.4%	2nd half: 12-29		41.4%	Game: 26-62		41.9%							Deadball Rebounds 5.2
3FG % 1st Half: 2-10		20.0%	2nd half: 2-7		28.6%	Game: 4-17		23.5%							
FT % 1st Half: 3-4		75.0%	2nd half: 9-13		69.2%	Game: 12-17		70.6%							

Officials: Brent Hampton, Tony Chiazza, Pat Adams

Technical fouls: Texas Tech-None, Arkansas-Davonte Davis.

Attendance:

Second Round

Score by periods	1st	2nd	Total
Texas Tech	31	35	66
Arkansas	33	35	68

Last FG - TTU 2nd-03:06, ARK 2nd-02:47.

Largest lead - TTU by 10 1st-10:34, ARK by 13 2nd-09:04.

TTU led for 10:47. ARK led for 26:55. Game was tied for 02:18.

Score tied - 3 times.

Lead changed - 4 times.

Points

TTU

ARK

In

## LAST TIME AN ARKANSAS PLAYER...

### • SCORING •

**Scored 25 Points: 27 Justin Smith vs Colgate (03/19/21)**

Scored 30 Points: 30 Mason Jones at Texas A&M (03/07/20)

Scored 40 Points: 40 Mason Jones vs Auburn (02/04/20)

Scored 50 Points: 51 Rotnei Clarke vs. Alcorn State (11/13/09)

**RECORD: 51 Rotnei Clarke vs. Alcorn State (11/13/09)**

### • FIELD GOALS MADE •

Made 15 Field Goals: 15 (15-21) Rotnei Clarke vs. Alcorn State (11/13/09)

Made 20 Field Goals: 20 (2-30) Dean Tolson vs. Texas A&M (03/02/74)

**RECORD: 20 (20-30) Dean Tolson vs. Texas A&M (03/02/74)**

### • FIELD GOALS ATTEMPTED •

**Attempted 20 Field Goals: 20 (8-20) JD Notae at LSU (01/13/21)**

**Attempted 25 Field Goals: 25 (10-25) Moses Moody at Alabama (01/16/21)**

**RECORD: 30 (20-30) Dean Tolson vs. Texas A&M (03/02/74)**

### • FIELD GOAL PERCENTAGE •

Shot 100% FG (Min. 7 att): Daniel Gafford (7-7) at Texas Tech (01/26/19)

**RECORD (min 8 att): 100% 8x - Best: Daryll Saulsberry (10-10) 1975**

### • 3-POINTERS MADE •

Made 7 3-pointers: 8 (8-11) Mason Jones at Texas A&M (03/07/20)

Made 10 3-pointers: 10 (10-13) by Isaiah Joe vs. FIU (12/01/18)

Made 11-Plus 3-pointers: 13 (13-17) by Rotnei Clarke vs. Alcorn State (11/13/09)

**RECORD: 13 (13-17) by Rotnei Clarke vs. Alcorn State (11/13/09) (SEC record)**

### • 3-POINTERS ATTEMPTED •

Attempted 15 3-Pointers: 15 (6-15) Isaiah Joe at Texas A&M (03/07/20)

Attempted 20 3-Pointers: 24 (10-24) Pat Bradley vs. North Texas (12/30/98)

**RECORD: 24 (10-24) Pat Bradley vs. North Texas (12/30/98) (SEC record)**

### • FREE THROWS MADE •

**Made 10 Free Throws: 11 Justin Smith (11-13) vs Colgate (03/19/21)**

**Made 15 Free Throws: 16 (16-19) Moses Moody vs Alabama (02/24/21)**

Made 20 Plus Free Throws: 22 (22-24) Martin Terry vs. Texas A&M (01/22/72)

**RECORD: 22 (22-24) by Martin Terry vs. Texas A&M (01/22/72)**

### • FREE THROWS ATTEMPTED •

Attempted 15 Free Throws: 19 (16-19) Mason Jones vs Tennessee (02/26/20)

**Attempted 20 Free Throws: 21 (18-21) Moses Moody vs Alabama (02/24/21)**

Attempted 24 Plus Free Throws: 24 (22-24) Martin Terry vs. Texas A&M (01/22/72)

**RECORD: 24 (22-24) Martin Terry vs. Texas A&M (01/22/72)**

### • FREE THROW PERCENTAGE •

Shot 100% FT (min 10 att): 12-12 Isaiah Joe vs Tennessee (02/26/20)

**RECORD (min. 11 att): 9x - Best: Tommy Boyer (18-18) in 1963**

### • REBOUNDS •

**Grabbed 10-14 Rebounds: 10 Jaylin Williams vs Texas Tech (03/21/21)**

**Grabbed 15-20 Rebounds: 17 Justin Smith vs Oral Roberts (12/20/20)**

Grabbed 20-Plus Rebounds: 23 Nick Davis vs. Jackson State (11/21/97)

**RECORD: 23 by Nick Davis vs. Jackson State (11/21/97)**

• Grabbed 10 Offensive Rebounds: 10 Justin Smith vs Oral Roberts (12/20/20)

• Grabbed 14 Defensive Rebounds: 14 Connor Vanover vs North Texas (11/28/20)

### • ASSISTS •

**Had 10 Assists: 10 by Jalen Tate vs Georgia (01/09/21)**

Had 15 Assists: 15 by Dontell Jefferson vs. Portland State (11/18/05)

**RECORD: 15 by Dontell Jefferson vs. Portland State (11/18/05)**

### • STEALS •

**Had 5 Steals: 5 Justin Smith vs Colgate (03/19/21)**

Had 6-7 Steals: 6 Isaiah Joe at Georgia Tech (11/25/19)

Had 8-9 Steals: 9 Robert Shepard at Arizona (12/06/92)

**RECORD: 9 by Robert Shepard at Arizona (12/06/92)**

### • BLOCKED SHOTS •

**Had 5 Blocks: 5 Connor Vanover at Oklahoma State (01/30/21)**

**Had 6-9 Blocks: 6 Connor Vanover vs North Texas (11/28/20)**

Had 10 Blocks: 10 Steven Hill vs. Texas State (12/06/05)

**RECORD: 10 Steven Hill vs. Texas St. (12/06/05) & Oliver Miller vs. Texas (02/04/90)**

### • TURNOVERS •

**Committed 5-9 Turnovers: 5 Davonte Davis at South Carolina (03/02/21)**

Committed 10 Plus Turnovers: 10 Courtney Fortson at South Carolina (02/21/09)

### • MINUTES PLAYED •

**38 Minutes (Regulation): 38:13 Jalen Tate vs Colgate (03/19/21)**

**39 Minutes (Regulation): 39:26 Moses Moody vs Missouri (03/12/21)**

**40 Minutes (Regulation): 40:00 Justin Smith vs Colgate (03/19/21)**

40 Minutes (OT): 40:00 Jimmy Whitt Jr., at Missouri (02/08/20)

45 Plus Minutes: 47 by BJ Young vs. Auburn (01/16/13)

### • MISCELLANEOUS •

**2 Players Scored 20+ Pts In Same Game: Moses Moody (28) & Justin Smith (21) vs LSU (03/13/21)**

**3 Players Scored 20+ Pts in Same Game: at South Carolina (03/02/20) Moses Moody (28), Justin Smith (22) and JD Notae (21)**

2 Players Scored 20+ Pts In Back-To-Back Gms: Jones (37/26) & Joe (22/26) vs. Tennessee (02/26/20) and at Georgia (02/29/20)

2 Players Scored 20+ Pts In 3 Straight: Jones (41/20/21) & Joe (20/21/24)

vs Tulsa (12/14/19), Valpo (12/21/19) and Indiana (12/29/19)

8 Players Scored in Double Digits: Mississippi Valley State (11/25/20) Vanover (25), Sills (19), Moody (16), Jackson (15), Robinson (15), Smith (13), Notae (13), Tate 12)

Scored 20 or More Points in Five-Plus Consecutive Games: (5) by Mason Jones 37, 26, 36, 30, 22 (02/26/20 to 03/11/20)

Scored 20 or More Points in 10-Plus Consecutive Games: (11) by Todd Day 20, 23, 26, 26, 22, 31, 23, 21, 27, 21, 20 (12/01/90 to 01/12/91)

Scored 30 or More Points in 3 Straight Games: Mason Jones (only Razorback) 34 vs. S. Carolina (01/29/20), 30 at Alabama (02/01/20), 40 vs Auburn (02/04/20)

Most Points in Back-To-Back Games: 82 by Martin Terry 35 at TCU (02/20/73) and 47 vs. SMU (02/24/73)

Consecutive Free Throws Made: 48 by Ricky Medlock (20 gms; 12/21/74 to 03/04/75)

**Double-Double: Pts/Rebs: Justin Smith (27 & 12) vs Colgate (03/19/21)**

**Double-Double: Pts/Assists: Jalen Tate (15 & 10) vs Georgia (01/09/21)**

**Two Players with Double-Double in Same Game: vs Oral Roberts (12/20/20) Justin Smith (22 pts, 17 rebs) and Desi Sills (16 pts, 10 rebs)**

Three Players with Double-Double in Same Game: vs Alabama (01/16/10) – Marshawn Powell 18 pts, 10 rebs), Mike Washington (17 pts, 13 rebs) and Courtney Fortson (12 pts, 10 assists)

Had 5-Plus Assists in 5-Plus Consecutive Games: (6) by Jalen Harris 11, 6, 10, 12, 7, 10 (11/21/81 thru 12/15/18)

Had 10 or More Assists in Back-to-Back Games: Jalen Harris 10 vs. FIU (12/01/18) and 12 at Colorado State (12/05/18)

Three-Plus Players with 5-Plus Assists in a Game: vs. Montana State (11/21/18) Jalen Harris (11), Isaiah Joe (5) and Desi Sills (5)

Had 5 or More Steals in Back-to-Back Games: Ronnie Brewer 5 vs. Western Illinois (01/01/06) and 5 vs. Mississippi State (01/07/06)

## LAST TIME AN OPPONENT PLAYER...

### • SCORING •

Scored 30 Points: 30 Saben Lee vs Vanderbilt (03/11/20)

Scored 40 Points: 45 Jodie Meeks vs. Kentucky (02/14/09)

Scored 50 Points: 56 Oscar Robertson vs. Cincinnati (03/15/58) **(on record)**

### • FIELD GOALS MADE •

Made 15 Field Goals: 17 (17-24) Jodie Meeks vs. Kentucky (02/14/09)

Made 20 Field Goals: 21 Oscar Robertson vs. Cincinnati (03/15/58) **(on record)**

### • FIELD GOALS ATTEMPTED •

Attempted 20 Field Goals: 22 (11-22) Braden Shackelford at Alabama (02/01/20)

Attempted 25 Field Goals: 28 (11-28) Devan Downey vs. South Carolina (02/17/10)

### • FIELD GOAL PERCENTAGE •

Shot 100% FG (Min. 7 att): Adam Wing (8-8) vs. Evansville (12/08/15)

### • 3-POINTERS MADE •

Made 7 3-pointers: 7 (7-15) Tyler Hall vs. Montana State (11/21/18)

Made 10 3-pointers: 10 (10-19) Lance Weems at Auburn (01/06/96)

### • 3-POINTERS ATTEMPTED •

Attempted 15 3-pointers: 15 (7-15) Tyler Hall vs. Montana State (11/21/18)

Attempted 20 3-pointers: 22 (5-22) Jeff Fryer vs. Loyola Marymount (03/16/89)

### • FREE THROWS MADE •

**Made 10 Free Throws: 12 (12-15) Xavier Pinson (01/02/21)**

Made 15 Free Throws: 15 (15-17) Keyontae Johnson at Florida (02/18/20)

### • FREE THROWS ATTEMPTED •

**Attempted 15 Free Throws: 15 (12-15) Xavier Pinson (01/02/21)**

Attempted 20 Free Throws: 24 (18-24) Frank Williams vs. Illinois (12/08/01)

### • FREE THROW PERCENTAGE •

Shot 100% FT (min 10 att): 14-14 Grant Williams at Tennessee (01/15/19)

### • REBOUNDS •

Grabbed 15-19 Rebounds: 18 Kevin Samuel vs TCU (01/25/20)

Grabbed 20 Rebounds: 20 Antonio McDyess vs. Alabama (03/11/95)

• Grabbed 10 Offensive Rebounds: 11 Tyler Davis at Texas A&M (01/30/18)

• Grabbed 10 Defensive Rebounds: 11 Kevin Samuel vs TCU (01/25/20)

### • ASSISTS •

Had 10 Assists: 11 Tremont Waters vs. LSU (01/12/19)

Had 13 Assists: 13 Chuck Evans at Mississippi State (01/27/93) **(on record)**

### • STEALS •

Had 5 Steals: 6 Alpha Diallo at Providence (03/19/19)

Had 8 Steals: 8 Terry Conerway vs. Texas State (12/21/02)

### • BLOCKED SHOTS •

Had 6-9 Blocks: 7 Stefan Moody at Ole Miss (02/13/16)

Had 10 Plus Blocks: 10 P.J. Roberson vs. Grambling State (11/26/11)

## • TURNOVERS •

Committed 5-9 Turnovers: 5 TJ Moss at South Carolina (03/02/21)  
Committed 10 Plus Turnovers: 12 Devin Gibson vs. UTA (12/12/07)

## LAST TIME ARKANSAS HIGHS...

### • SCORING •

Scored 100-119 Points: 101 at South Carolina (103/02/21)  
Scored 120-Plus Points: 142 vs. Mississippi Valley State (11/25/20)  
Scored 50 Points in 1st Half: 61 vs. Miss Valley State (11/25/20)  
Scored 50 Points in 2nd Half: 52 at South Carolina (03/02/21)  
Scored 60 or More Points in a Half: 61 (1st) vs. Miss Valley State (11/25/20)  
Scored 70 or More Points in a Half: 71 (1st) vs. Alcorn (11/13/09)  
Scored 80 or More Points in a Half: 81 (2nd) vs. Miss Valley State (11/25/20)  
Most Points in a Half: 88 (2nd) vs. U.S. International (12/09/89)

### • FIELD GOALS MADE •

Made 40 Field Goals: 40 (40-76) vs. Central Arkansas (12/12/20)  
Made 50 Field Goals: 57 (57-99) vs. Troy (12/10/96)  
RECORD: 68 (68-101) vs. U.S. International (12/09/89)

### • FIELD GOALS ATTEMPTED •

Attempted 80 Field Goals: 86 (48-86) vs. Miss Valley State (11/25/20)  
Attempted 90 Field Goals: 99 (57-99) vs. Troy (12/10/96)  
Attempted 100 Field Goals: 101 (68-101) vs. US International (12/09/89)  
RECORD: 101 (68-101) vs. U.S. International (12/09/89)

### • FIELD GOAL PERCENTAGE •

Shot 60% FG: 60.9 (42-69) vs. FIU (12/01/18)  
Shot 70% or Better FG: 72.7 (32-44) vs. Alabama State (12/21/83)  
RECORD: 79.4 (27-34) vs. Texas Tech (1979)

### • 3-POINTERS MADE •

Made 15 3-pointers: 15 (15-33) at South Carolina (03/02/21)  
Made 20 3-pointers: 20 (20-40) vs. Miss Valley State (11/25/20)  
RECORD: 21 (21-37) vs. Troy (12/10/96)

### • 3-POINTERS ATTEMPTED •

Attempted 30 3-pointers: 33 (15-33) at South Carolina (02/03/21)  
Attempted 40 3-pointers: 40 (20-40) vs. Miss Valley State (11/25/20)  
RECORD: 54 (19-54) vs. North Texas (12/30/98)

### • 3-POINT PERCENTAGE •

Shot 50% 3PT FG (min. 15 att): 57.1 (12-21) vs. Georgia (01/09/21)  
Shot 60% or Better 3PT FG (min. 15 att): 61.1 (11-18) at Vanderbilt (03/06/19)  
RECORD (min. 15 att): 66.7 (16-24) vs. Mississippi State (01/09/16)

### • FREE THROWS MADE •

Made 20 Free Throws: 27 (27-43) vs. Alabama (02/24/21)  
Made 30 Free Throws: 36 (36-54) vs. LSU (03/04/20)  
Made 40 Free Throws: 41 (41-49) at Kentucky (01/25/92)  
RECORD: 48 (48-53) vs. Ole Miss (01/17/04)

### • FREE THROW ATTEMPTS •

Attempted 40 Free Throws: 43 (27-43) vs. Alabama (02/24/21)  
Attempted 50 Free Throws: 54 (36-54) vs. LSU (03/04/20)  
Attempted 60 Free Throws: 65 vs. TCU (1955)  
RECORD: 65 vs. TCU (1955)

### • FREE THROW PERCENTAGE •

Shot 80% FT (min. 10 att): 87.0 (20-23) at Missouri (02/13/21)  
Shot 90% or Better FT (min. 10 att): 92.3 (12-13) at South Carolina (03/02/21)  
RECORD (min 10 att): 100 3x - Best 16-16 at Kentucky (02/27/14)

### • REBOUNDS •

Grabbed 40 Rebounds: 40 vs. Georgia (01/09/21)  
Grabbed 50 Rebounds: 54 vs. Lipscomb (12/05/20)  
Grabbed 55-Plus Rebounds: 58 vs. Oral Roberts (12/20/20)  
RECORD: 77 vs. Jackson State (01/22/02)

### • ASSISTS •

Had 25 Assists: 26 vs. Central Arkansas (12/12/20)  
Had 30 Assists: 32 vs. Jackson State (11/22/96)  
Had 40 Assists: 40 vs. Troy (12/10/96)  
RECORD: 47 vs. U.S. International (12/09/89)

### • STEALS •

Had 15 Steals: 15 at Georgia Tech (11/25/19)  
Had 20 Steals: 24 vs. Maryland-Eastern Shore (01/02/01)  
Had 25 Steals: 26 vs. Louisiana-Monroe (11/25/00)  
RECORD: 26 vs. Louisiana-Monroe (11/25/00)

## • BLOCKED SHOTS •

Had 10 Blocks: 11 vs. Alabama (02/24/21)  
Had 13 Blocks: 14 vs. Georgia (01/29/19)  
Had 15 Blocks: 15 vs. South Alabama (12/30/91)  
RECORD: 18 vs. Missouri (12/05/95)

## • MOST TURNOVERS •

Had 25 Turnovers: 25 at South Carolina (02/21/09)  
Had 30 Turnovers: 32 vs. Providence (11/16/07)  
RECORD: 32 vs. Providence (11/16/07)

## • FOULS •

Committed 25 Fouls: 28 vs. Missouri (01/02/21)  
Committed 30 Fouls: 32 at Missouri (02/08/20)  
RECORD: 38 vs. Missouri (12/04/61)

## LAST TIME ARKANSAS LOWS...

### • SCORING •

Held to 40-45 Points: 43 at Florida (01/22/11)  
Held to 46-49 Points: 46 at Mississippi State (02/09/16)  
Held to 50-55 Points: 50 vs. Florida (03/14/19)  
Held to 56-59 Points: 59 at Alabama (01/16/21)  
Held to 19 Points or Less in a Half: 19 (1st half) at Alabama (01/16/21)

### • FIELD GOALS •

Held to Below 20 Field Goals Made: 15 (15-49) at Tennessee (02/11/20)

### • FIELD GOAL PERCENTAGE •

Held to 20-29% FG: 26.8 (19-71) vs. Missouri (01/02/21)  
Held to 30-35% FG: .333 (19-57) vs. Kentucky (01/18/20)

### • 3-POINTERS •

Did not Make a 3-pointer: 0 (0-2) at Texas (01/07/89)  
Held to 1-3 3-PT FG Made: 2 (2-17) vs. Mississippi State (02/02/21)  
Attempted Single-Digit 3-pointers: 9 (6-9) vs. TCU (01/25/20)

### • 3-POINT PERCENTAGE •

Shot 10% or Worse 3PT FG: 10.0 (1-10) at Mississippi State (02/09/16)  
Shot 11-19% 3PT FG: 11.8 (2-17) vs. Mississippi State (02/02/21)

### • FREE THROWS •

Made Single Digit Free Throws: 4 (4-7) at Oklahoma State (01/30/21)  
Attempted Single Digit Free Throws: 7 (4-7) at Oklahoma State (01/30/21)

### • FREE THROW PERCENTAGE •

Shot 40-49% FT: 47.1 (8-17) vs. Southern (12/09/20)  
Shot Below 40% FT: 26.7 (4-15) at Texas A&M (01/09/13)

### • REBOUNDING •

Had 19 or Fewer Rebounds: 19 at Missouri (03/05/13)  
Had 20-25 Rebounds: 25 at Texas A&M (03/07/20)

### • ASSISTS •

Held to 6 Assists or less: 6 at Tennessee (02/11/20)

### • STEALS •

Had 0 Steals: vs. Texas Tech (03/21/21)  
Had 1 Steal: 1 vs. Florida (03/09/18)  
Had 2-4 Steals: 2 at Tennessee (01/06/21)

## • BLOCKED SHOTS •

Had No Blocked Shots: 0 vs. Missouri (1/23/19)

## • FEWEST TURNOVERS •

Had 1-4 Turnovers: 4 vs. Georgia (01/29/19)  
Had 5-9 Turnovers: 6 at Kentucky (02/09/21)

## • FOULS •

Had Single Digit Fouls: 9 vs. LSU (02/17/07)

## ARKANSAS MISCELLANEOUS...

Played in an OT game:	02/13/21 at Missouri	W, 86-81 (OT)
Played in a 2OT game:	01/23/18 at Georgia	W, 80-77 (2 OT)
Played in a 3OT game:	02/09/80 vs. Houston	L, 90-84 (3 OT)
Beat AP team ranked 21-25:	03/21/21 vs. #21 TX Tech (NCAA)	W, 68-66
Beat AP team ranked 16-20:	02/02/19 at #19 LSU	W, 90-89
Beat AP team ranked 11-15:	02/27/18 vs. #14 Auburn	W, 91-82
Beat AP team ranked 6-10:	02/24/21 vs. #6 Alabama	W, 81-66
Beat AP team ranked 2-5:	01/27/16 vs. #5 Texas A&M	W, 74-71
Beat AP team ranked #1:	02/12/84 vs. #1 North Carolina (PB)	W, 65-64
Beat AP Top 25 team at home:	02/24/21 vs. #6 Alabama	W, 81-66
Beat AP Top 10 team at home:	02/24/21 vs. #6 Alabama	W, 81-66
Beat AP Top 25 team on road:	02/13/21 at #10 Missouri	W, 86-81 (OT)
Beat AP Top 10 team on road:	02/13/21 at #10 Missouri	W, 86-81 (OT)



## LAST TIME AN OPPONENT HIGHS...

### • SCORING •

Scored 100 Points: 106 at Tennessee (01/15/19)  
 Scored 110 Points: 117 at Ole Miss (12/10/73)  
 Scored 50 Points in 1st Half: 55 at Tennessee (01/15/19)  
 Scored 50 Points in 2nd Half: 56 vs LSU (03/04/20)  
 Scored 60 or More Points in a Half: 60 (1st half) vs. Alabama (02/28/96)

### • FIELD GOALS MADE •

Made 30 Field Goals: 31 (31-61) at Oklahoma State (01/30/21)  
 Made 40 Field Goals: 40 (40-68) by Texas (01/05/10)  
 Made 45 Field Goals: 45 (45-80) vs. Pittsburgh (12/29/86)

### • FIELD GOALS ATTEMPTED •

Attempted 70 Field Goals: 72 (27-72) at South Carolina (03/02/20)  
 Attempted 80 Field Goals: 83 (31-83) by FIU (12/01/018)

### • FIELD GOAL PERCENTAGE •

Shot 60% FG: 61.1 (15-23) vs. Auburn (02/17/16)  
 Shot 65% FG: 67.7 (4-65) vs. North Carolina (03/23/08)  
 Shot 69% FG: 69.8 (37-53) at Auburn (01/14/95)

### • 3-POINTERS MADE •

Made 15 3-pointers: 15 (15-36) at Alabama (01/16/21)  
 Made 17 3-pointers: 17 (17-33) at Auburn (02/20/19)

### • 3-POINTERS ATTEMPTED •

Attempted 25 3-pointers: 28 (9-28) vs LSU (02/27/21)  
 Attempted 30 3-pointers: 33 (11-33) vs Alabama (02/24/21)  
 Attempted 35 3-pointers: 36 (15-36) at Alabama (01/16/21)

### • 3-POINT PERCENTAGE •

Shot 50% 3PT FG (min 15 att): 53.8 (14-26) at Kentucky (02/09/21)  
 Shot 60% or Better 3PT FG (min 15 att): 62.7 (10-15) at South Carolina (02/09/19)

### • FREE THROWS •

Made 20 Free Throws: 20 (20-26) at Tennessee (01/06/21)  
 Made 30 Free Throws: 34 (34-44) at Missouri (02/08/19)  
 Made 40 Free Throws: 40 (40-50) vs. UMass (11/25/94)

### • FREE THROW ATTEMPTS •

Attempted 35 Free Throws: 39 (26-39) vs Missouri (01/02/21)  
 Attempted 40 Free Throws: 44 (34-44) at Missouri (02/08/18)  
 Attempted 50 Free Throws: 50 (39-50) vs. South Carolina (03/11/04)

### • FREE THROW PERCENTAGE •

Shot 80% FT (min. 10 att): .840 (21-25) at Florida (02/18/20)  
 Shot 90% or Better FT (min. 10 att): .962 (25-26) at Ole Miss (01/11/20)  
 Shot 100% (min. 10 att): 1.000 (14-14) vs Florida (02/16/21)

### • REBOUNDING •

Grabbed 45 Rebounds: 48 at LSU (01/13/21)  
 Grabbed 50 Rebounds: 51 vs Missouri (01/02/21)  
 Grabbed 55-Plus Rebounds: 56 vs. Georgia (01/29/19)  
 Grabbed 20 Offensive Rebounds: 23 at LSU (01/08/20)

### • ASSISTS •

Had 25 Assists: 25 vs. Louisville (11/17/09)  
 Had 30 Assists: 30 at UAB (01/27/90)

### • STEALS •

Had 15 Steals: 15 at LSU (02/24/10)  
 Had 18 Steals: 18 vs. Alcorn State (12/02/95)

### • BLOCKED SHOTS •

Had 10 Blocks: 10 at Tennessee (01/22/14)  
 Had 13 Blocks: 13 at Mississippi State (01/14/10)

### • MOST TURNOVERS •

Had 20 Turnovers: 22 vs Colgate (03/19/21)  
 Had 25 Turnovers: 26 vs Mississippi State (02/02/21)  
 Had 30 Turnovers: 30 vs. Louisiana-Monroe (12/31/04)

### • FOULS •

Committed 30-plus Fouls: 32 vs Alabama (02/24/21)  
 RECORD: 36 vs. Centenary (12/04/82)

## LAST TIME AN OPPONENT LOWS

### • SCORING •

Held to 30-39 Points: 33 vs. Vanderbilt (01/12/13)  
 Held to 40-45 Points: 45 vs Mississippi State (02/02/21)  
 Held to 46-49 Points: 46 vs Montana (11/16/19)  
 Held to 50-55 Points: 50 vs Lipscomb (12/05/20)  
 Held to 56-59 Points: 55 vs Vanderbilt (01/15/20)  
 Held to 19 Points or Less in a Half: 18 vs Montana (11/16/19)

### • FIELD GOAL PERCENTAGE •

Held to 21% or Worse FG: .2097 (13-62) vs. Jackson State (11/22/02)  
 Held to 20-29% FG: .286 (18-63) vs Southern (12/09/19)  
 Held to 30-35% FG: .306 (15-49) vs Mississippi State (02/02/21)

### • 3-POINTERS •

Did not Make a 3-pointer: 0 (0-10) by Mississippi State (02/07/15)  
 Held to 1 3-PT FG Made: 1 (1-13) vs Southern (12/09/20)  
 Held to 2-4 3-PT FG Made: 4 (4-17) vs Tennessee (02/26/20)  
 Held to 5-7 3-PT FG Made: 5 (5-19) vs Mississippi State (02/02/21)

### • 3-POINT PERCENTAGE •

Shot 10% or Worse 3PT FG: 6.3 (1-16) vs Ole Miss (01/27/21)  
 Shot 11-16% 3PT FG: 15.4 (2-13) vs North Texas (11/28/20)  
 Shot 17-19% 3PT FG: 19.0 (4-21) vs Florida (02/16/21)

### • FREE THROWS •

Made 1-5 Free Throws: 3 (3-8) vs Alabama (02/24/21)  
 Made 6-9 Free Throws: 8 (8-10) vs Texas A&M (03/06/21)

### • FREE THROW ATTEMPTS •

Attempted Single Digit Free Throws: 8 (3-8) vs Alabama (02/24/21)

### • FREE THROW PERCENTAGE •

Shot 40-49% FT: 37.5 (3-8) vs Alabama (02/24/21)  
 Shot Below 40% FT: 38.1 (8-21) vs. Texas State (12/22/18)

### • REBOUNDING •

Had 19 or Fewer Rebounds: 19 vs. Missouri-Kansas City (12/02/06)  
 Had 20-25 Rebounds: 25 at Texas Tech (01/26/19)

### • ASSISTS •

Held 5 Assists or Fewer: 5 vs Southern (12/09/20)

### • STEALS •

Had No Steals: 0 vs Vanderbilt (01/15/20)  
 Had 1 Steal: 1 at Kentucky (02/09/21)  
 Had 2-4 Steals: 3 vs Texas Tech (03/21/21)

### • BLOCKED SHOTS •

Had No Blocked Shots: 0 (3x in 2020-21) vs Lipscomb / Southern / Georgia

### • FEWEST TURNOVERS •

Had 0-5 Turnovers: 5 at Tennessee (01/06/21)  
 Had 6-9 Turnovers: 9 vs Texas Tech (03/21/21)

### • FOULS •

Had Single Digit Fouls: 8 at Michigan (12/08/12)  
 Committed 10-14 Fouls: 14 at South Carolina (03/02/21)

# RAZORBACK SPEED CHART



## JUSTIN SMITH

**0** F • Gr. Sr. • 6-7 • 230  
Buffalo Grove, Ill.



Seth Davis' ALL-GLUE Team & USA TODAY 2nd tm All-SEC ... Injured ankle (12/30), surgery (1/1), returned at (1/16) ... Led tm in scoring 7x, reb 11x ... 1,000th career pt at Mizzou ... 500th career reb vs Ole Miss ... IN SEC: 2nd off rebs / 2nd FG% / 7th in Rebs ... 9 career Double-Doubles / 5 at ARK ... 23 of Ark's 24 wins with Smith

Year	GP	GS	Min	Avg	FG	FGA	Pct	3FG	3FGA	Pct	FT	FTA	Pct	Off	Def	Tot	Avg	PF	FO	Ast	TO	Blk	Stl	Pts	Avg
2020-21	26	26	820	31.5	148	269	.550	5	23	.217	58	92	.630	80	103	183	7.0	55	1	45	49	17	31	359	13.8
CAREER	124	99	3120	25.2	479	922	.520	25	103	.243	197	315	.625	246	356	602	4.9	263	3	109	198	52	91	1180	9.5

## CAREER HIGHS

PTS: 27 vs Colgate (03/19/21)  
REB: 17 vs Oral Roberts (12/20/20)  
AST: 4 (3x) last Florida (02/16/21)  
STL: 5 (2x) vs Colgate (03/19/21)  
BLK: 3 at Michigan State (02/02/19)



## JD NOTAE

Pronounced No-Tay  
**1** G • R-Jr. • 6-1 • 195  
Covington, Ga.

NATIONAL (Bleacher Report) AND SEC (Coaches) 6th MAN OF THE YEAR, 1st sub 14x & team was 12-2 in those games ... Led team in scoring 6x ... Scored 1,000th career point vs UCA (game-high 22 pts w/ 6 assists, 3 steals) ... 5 career Double-Doubles including a Triple-Double ... 10th in the SEC in FT made, 10th in 3's made.

Year	GP	GS	Min	Avg	FG	FGA	Pct	3FG	3FGA	Pct	FT	FTA	Pct	Off	Def	Tot	Avg	PF	FO	Ast	TO	Blk	Stl	Pts	Avg
2020-21	30	1	692	23.1	125	331	.378	54	163	.331	88	116	.759	16	81	97	3.2	41	1	60	61	10	44	392	13.1
CAREER	90	52	2503	27.8	461	1134	.407	165	478	.345	234	320	.731	73	352	425	4.7	177	7	223	239	38	145	1321	14.7

## CAREER HIGHS

PTS: 40 vs Florida Memorial (11/21/18)  
REB: 14 Stetson (01/30/19)  
AST: 10 at Kennesaw State (01/09/19)  
STL: 5 (3x) last at S. Carolina (03/02/21)  
BLK: 3 (4x) last at Oral Roberts (12/20/20)



## VANCE JACKSON JR.

**2** F • Gr. Sr. • 6-9 • 238  
Pasadena, Calif.



Scored 1,000th career point & grabbed his 500th career rebound in season opener vs Miss Valley with 15 pts (4-6 3PT) and 7 rebs ... 8 career Double-Doubles ... Had nine rebs at UT and seven at LSU ... Scored SEC-best 15 vs Georgia ... Rated the 8th-best Graduate Transfer in the Nation by CBSSports.com

Year	GP	GS	Min	Avg	FG	FGA	Pct	3FG	3FGA	Pct	FT	FTA	Pct	Off	Def	Tot	Avg	PF	FO	Ast	TO	Blk	Stl	Pts	Avg
2020-21	26	3	300	11.5	34	95	.358	23	65	.354	8	14	.571	10	43	53	2.0	22	0	18	13	2	8	99	3.8
CAREER	118	68	2778	23.5	351	850	.413	180	509	.354	207	309	.670	108	439	547	4.6	207	3	183	194	20	81	1089	9.2

## CAREER HIGHS

PTS: 30 vs Fresno State (02/02/19)  
REB: 13 (2x) last vs Fresno State (02/02/19)  
AST: 7 vs Nevada (01/05/19)  
STL: 4 vs Wyoming (03/03/19)  
BLK: 2 (2x) last vs Nevada (02/18/20)



## DESI SILLS

**3** G • Jr. • 6-2 • 200  
Jonesboro, Ark.

Preseason All-SEC 2nd team by the coaches ... 1st career Double-Double vs ORU (16 pts and career-high 10 rebs) ... Led Hogs to sweep vs Auburn: 1st - Career-high 23 points & six rebounds ... 2nd - 22 pts in home win ... Broke out of slump with 15 at USC, making a career-high 5-of-7 3-pointers

Year	GP	GS	Min	Avg	FG	FGA	Pct	3FG	3FGA	Pct	FT	FTA	Pct	Off	Def	Tot	Avg	PF	FO	Ast	TO	Blk	Stl	Pts	Avg
2020-21	30	15	606	20.2	81	185	.438	27	82	.329	46	66	.697	19	56	75	2.5	50	1	43	33	6	30	235	7.8
CAREER	96	47	2179	22.7	253	585	.432	103	288	.358	145	214	.678	51	162	213	2.2	214	7	140	130	11	81	754	7.9

## CAREER HIGHS

PTS: 23 at Auburn (12/30/20)  
REB: 10 vs Oral Roberts (12/20/20)  
AST: 6 vs FIU (12/01/18)  
STL: 4 (2x) last vs UT Arlington (12/02/20)  
BLK: 2 Mississippi State (02/02/21)



## DAVONTE "DEVO" DAVIS

**4** G • Fr. • 6-3 • 180  
Jacksonville, Ark.

Had game-high 18 vs FLA ... Led team w/ 14 pts & w/ 7 rebs vs Southern ... Made 4 "game-winning" plays Auburn ... Keyed win vs Auburn at home w/ 10 pts ... Had 20 pts, 7 reb & 6 assists vs UGA ... Game-clinching steals at UK and vs TX A&M ... Had 15 pts, 5 reb & 6 assists vs LSU ... Leads team in deflections

Year	GP	GS	Min	Avg	FG	FGA	Pct	3FG	3FGA	Pct	FT	FTA	Pct	Off	Def	Tot	Avg	PF	FO	Ast	TO	Blk	Stl	Pts	Avg
2020-21	28	15	650	23.2	96	203	.473	2	11	.182	30	41	.732	32	88	120	4.3	65	0	60	44	5	34	224	8.0

## CAREER HIGHS

PTS: 20 vs Georgia (01/09/21)  
REB: 8 (3x) last vs LSU (03/13/21)  
AST: 6 (2x) last vs LSU (02/27/21)  
STL: 4 vs LSU (03/13/21)  
BLK: 1 (3x) at Missouri (02/13/21)



## MOSES MOODY

**5** G • Fr. • 6-6 • 205  
Little Rock, Ark.

2nd TEAM ANDY KATZ ALL-AMERICAN ... KYLE MACY NATIONAL FROSH OF THE YEAR FINALIST ... SEC FRESHMAN OF THE YEAR / 1st TEAM ALL-SEC / SEC ALL-FRESHMAN TEAM / SEC COMMUNITY SERVICE TEAM ... 3x SEC Frosh of the Week ... 3rd in the SEC in scoring/4th among NCAA FR ... 9th NCAA in FT made ... Projected top 15 NBA pick

Year	GP	GS	Min	Avg	FG	FGA	Pct	3FG	3FGA	Pct	FT	FTA	Pct	Off	Def	Tot	Avg	PF	FO	Ast	TO	Blk	Stl	Pts	Avg
2020-21	30	30	1011	33.7	159	356	.447	58	155	.374	138	171	.807	61	112	173	5.8	68	0	50	47	17	32	514	17.1

## CAREER HIGHS

PTS: 28 (4x) last vs LSU (03/13/21)  
REB: 10 vs Missouri (01/02/21)  
AST: 5 vs LSU (02/27/21)  
STL: 3 (2x) last vs North Texas (11/28/20)  
BLK: 3 vs Alabama (02/24/21)



## JAYLIN WILLIAMS

**10** F • Fr. • 6-10 • 245  
Fort Smith, Ark.

Leads team with 15 charges taken ... Grabbed 10 rebounds 4x: vs MVSU, 10 at LSU, 10 vs FLA and 10 vs TX Tech ... Only Hog to come off the bench and get 10 boards 3x ... 9 reb vs UGA ... Scored career-high 13 (w/ 8 boards) in win vs Bama ... At UK, career-high 5-of-6 FT with team-best 7 rebs ... Career-high 4 assists TTU

Year	GP	GS	Min	Avg	FG	FGA	Pct	3FG	3FGA	Pct	FT	FTA	Pct	Off	Def	Tot	Avg	PF	FO	Ast	TO	Blk	Stl	Pts	Avg
2020-21	24	3	375	15.6	28	61	.459	7	23	.304	23	31	.742	26	88	114	4.8	48	1	21	23	17	12	86	3.6

## CAREER HIGHS

PTS: 13 vs Alabama (02/24/21)  
REB: 10 (4x) last vs Texas Tech (03/21/21)  
AST: 4 vs Texas Tech (03/21/21)  
STL: 2 (2x) last vs Mississippi St. (02/02/21)  
BLK: 2 (3x) last at LSU (01/13/21)



## JALEN TATE

**11** G • Gr. Sr. • 6-6 • 175  
Pickerington, Ohio



1,000th career pt vs UCA - 400th career reb vs AUB - 300th career assist vs LIP ... 4 career Double-Doubles (2 @ ARK: 17 pts & career-high 11 assists vs UCA - 15 & 10 vs UGA) ... 4th in the SEC in assists ... At VU: 25 pts, 8 asts ... Sank 2 FT w/4.3 ticks left to win at UK then Blkd shot to win at Mizzou ... 10-of-10 FT at NCAA

Year	GP	GS	Min	Avg	FG	FGA	Pct	3FG	3FGA	Pct	FT	FTA	Pct	Off	Def	Tot	Avg	PF	FO	Ast	TO	Blk	Stl	Pts	Avg
2020-21	30	30	873	29.1	120	248	.484	24	72	.333	53	75	.707	31	84	115	3.8	90	4	115	77	12	32	317	10.6
CAREER	123	112	3257	26.5	476	959	.496	63	213	.296	252	398	.633	108	349	457	3.7	374	10	400	260	65	161	1267	10.3

## CAREER HIGHS

PTS: 31 vs IUPUI (02/14/20)  
REB: 12 at Green Bay (01/31/20)  
AST: 11 vs Central Arkansas (12/20/20)  
STL: 6 vs IUPUI (02/14/20)  
BLK: 4 vs Alabama (02/24/21)



## KHALEN "KK" ROBINSON

**12** G • Fr. • 6-0 • 175  
Little Rock, Ark.

• Had surgery on his right foot on Jan. 10 and will miss the rest of the 2020-21 season.  
• Rated the 36th-best incoming freshman in the nation and the 7th-best combo guard by 247Sports.com  
• 2020 MaxPreps Virginia All-State team

Year	GP	GS	Min	Avg	FG	FGA	Pct	3FG	3FGA	Pct	FT	FTA	Pct	Off	Def	Tot	Avg	PF	FO	Ast	TO	Blk	Stl	Pts	Avg
2020-21	11	0	92	8.4	9	21	.429	5	12	.417	6	8	.750	0	10	10	0.9	16	1	11	6	1	3	29	2.6

## CAREER HIGHS

PTS: 15 vs Mississippi Valley State (11/25/20)  
REB: 2 vs Mississippi Valley State (11/25/20)  
AST: 4 vs Lipscomb (12/05/20)  
STL: 1 vs Mississippi Valley State (11/25/20)  
BLK: -



## ABAYOMI "BAYBE" IYIOLA

**22** F • R-Jr. • 6-9 • 230  
Atlanta, Ga.

Pronounced ah-BAH-yum-Mee ... EE-EE-oh-la ... Goes by Baybe (pronounced Bay-bey) ... Had knee (right) surgery in the summer and started practicing with the team in Dec. 26 ... Officially came off the "IR" as he dressed for the Florida game (Feb. 16) ... Saw 1st game action at USC (3/2) ... Serves on Arkansas' SAAC

Year	GP	GS	Min	Avg	FG	FGA	Pct	3FG	3FGA	Pct	FT	FTA	Pct	Off	Def	Tot	Avg	PF	FO	Ast	TO	Blk	Stl	Pts	Avg
2020-21	1	0	2	2.0	0	0	.000	0	0	.000	0	0	.000	0	1	1	1.0	0	0	0	0	0	0	0	0.0
CAREER	64	39	1327	20.7	274	547	.501	1	11	.091	107	151	.709	162	273	435	6.8	185	36	19	75	58	46	656	10.3

## CAREER HIGHS

PTS: 26 at USF (11/28/18)  
REB: 13 (3x) last at North Florida (01/15/20)  
AST: 2 (2x) last at North Florida (02/26/19)  
STL: 4 at Jacksonville (02/13/19)  
BLK: 2 (2x) last at North Florida (02/26/19)



## CONNOR VANOVER

**23** F • R-Sr. • 7-3 • 247  
Little Rock, Ark.

1 of 3 in the NCAA with 50 BLKS and 20 3's made ... At least seven rebounds in 9x this year and at least 3 BLKS 8x ... 4th SEC in BLKS (1.8) ... Game-high 23 pts (4-of-5 3PT FG) w/ 8 reb & 3 BLK vs MVSU ... Career-high 16 boards and 6 blocks vs N. TX ... Had 10 rebs vs UCA ... Had 17 pts in win at Auburn

Year	GP	GS	Min	Avg	FG	FGA	Pct	3FG	3FGA	Pct	FT	FTA	Pct	Off	Def	Tot	Avg	PF	FO	Ast	TO	Blk	Stl	Pts	Avg
2020-21	29	27	483	16.7	70	155	.452	24	74	.324	20	21	.952	27	104	131	4.5	37	0	14	21	51	13	184	6.3
CAREER	57	42	974	17.1	153	332	.461	51	150	.340	36	45	.800	48	166	214	3.8	75	2	19	39	86	20	393	6.9

## CAREER HIGHS

PTS: 24 at Stanford (03/07/19)  
REB: 16 vs North Texas (11/28/20)  
AST: 2 vs Washington State (03/02/19)  
STL: 3 vs Southern (12/09/20)  
BLK: 6 (2x) last vs North Texas (11/28/20)



## ETHAN HENDERSON

**24** F • Jr. • 6-8 • 210  
Little Rock, Ark.

Has 12 blocked shots this season - 5 in 2 gms vs Bama and 5 in 2 gms at SEC tourney ... Had 3e blocked shots at Bama ... Provided spark in 1st half vs Mizzou in SEC with 2 BLKS ... Had season-high 7 boards with 3 BLKS vs LUS in SEC ... Has made 10 FT this year with 7 dunks // For career, has 27 FG made with 16 dunks

Year	GP	GS	Min	Avg	FG	FGA	Pct	3FG	3FGA	Pct	FT	FTA	Pct	Off	Def	Tot	Avg	PF	FO	Ast	TO	Blk	Stl	Pts	Avg
2020-21	15	0	104	6.9	10	14	.714	0	0	.000	1	4	.250	12	11	23	1.5	13	0	2	3	12	0	21	1.4
CAREER	47	6	339	7.2	27	45	.600	0	0	.000	9	24	.375	31	50	81	1.7	51	1	7	8	30	7	63	1.3

## CAREER HIGHS

PTS: 10 vs LSU (03/04/20)  
REB: 9

# ARKANSAS IN THE NCAA TOURNAMENT

**NCAA TOURNAMENT RESULTS (44-32, .579)**

**34th NCAA Tournament bids [33rd appearance]**

*The 1944 team earned an NCAA bid but was unable to participate due to an automobile accident prior to the tournament*

## 2021 SOUTH REGIONAL #3 seed

1st RD: Arkansas 85, Colgate 68  
 2nd RD: Arkansas 68, Texas Tech 66  
 Sweet 16: Arkansas vs Oral Roberts

## 2018 EAST REGIONAL #7 seed

1st RD: Butler 79, Arkansas 62

## 2017 SOUTH REGIONAL #8 seed

1st RD: Arkansas 77, Seton Hall 71  
 2nd RD: North Carolina 72, Arkansas 65

## 2015 WEST REGIONAL #5 seed

2nd RD: Arkansas 56, Wofford 53  
 3rd RD: North Carolina 87, Arkansas 78

## 2008 EAST REGIONAL #9 seed

1st RD: Arkansas 86, Indiana 72  
 2nd RD: North Carolina 108, Arkansas 77

## 2007 EAST REGIONAL #12 seed

1st rnd: Southern California 77, Arkansas 60

## 2006 OAKLAND REGIONAL #8 seed

1st RD: Bucknell 59, Arkansas 55

## 2001 WEST REGIONAL #7 seed

1st RD: Georgetown 63, Arkansas 61

## 2000 SOUTH REGIONAL #11 seed

1st rnd: Miami (Fla.) 75, Arkansas 71

## 1999 WEST REGIONAL #4 seed

1st RD: Arkansas 94, Siena 80  
 2nd RD: Iowa 82, Arkansas 72

## 1998 WEST REGIONAL #6 seed

1st RD: Arkansas 74, Nebraska 65  
 2nd RD: Utah 69, Arkansas 65

## 1996 EAST REGIONAL #12 seed

1st RD: Arkansas 86, Penn State 80  
 2nd RD: Arkansas 65, Marquette 56  
 Sweet 16: Massachusetts 79, Arkansas 63

## 1995 MIDWEST REGIONAL #2 seed

1st RD: Arkansas 79, Texas Southern 78  
 2nd RD: Arkansas 96, Syracuse 94 (OT)  
 Sweet 16: Arkansas 96, Memphis 91 (OT)  
 Elite Eight: Arkansas 68, Virginia 61

### FINAL FOUR

Semifinal: Arkansas 75, North Carolina 68  
 Championship Game: UCLA 89, Arkansas 78  
**NATIONAL RUNNER-UP**

## 1994 MIDWEST REGIONAL #1 seed

1st RD: Arkansas 94, North Carolina A&T 79  
 2nd RD: Arkansas 85, Georgetown 73  
 Sweet 16: Arkansas 103, Tulsa 84  
 Elite Eight: Arkansas 76, Michigan 68

### FINAL FOUR

Semifinal: Arkansas 91, Arizona 82  
 Championship Game: Arkansas 76, Duke 72  
**NATIONAL CHAMPION**

## 1993 EAST REGIONAL #4 seed

1st RD: Arkansas 94, Holy Cross 64  
 2nd RD: Arkansas 80, St. John's 74  
 Sweet 16: North Carolina 80, Arkansas 74

## 1992 MIDWEST REGIONAL #3 seed

1st RD: Arkansas 80, Murray State 60  
 2nd RD: Memphis State 82, Arkansas 80

## 1991 SOUTHEAST REGIONAL #1 seed

1st RD: Arkansas 117, Georgia State 76  
 2nd RD: Arkansas 97, Arizona State 90  
 Sweet 16: Arkansas 93, Alabama 70  
 Elite Eight: Kansas 93, Arkansas 81

## 1990 MIDWEST REGIONAL #4 seed

1st RD: Arkansas 68, Princeton 64  
 2nd RD: Arkansas 86, Dayton 84  
 Sweet 16: Arkansas 96, North Carolina 73  
 Elite Eight: Arkansas 88, Texas 85  
**FINAL FOUR**  
 Semifinal: Duke 97, Arkansas 83

## 1989 MIDWEST REGIONAL #5 seed

1st RD: Arkansas 120, Loyola-Marymount 101  
 2nd RD: Louisville 93, Arkansas 74

## 1988 SOUTHEAST REGIONAL #11 seed

1st RD: Villanova 82, Arkansas 74

## 1985 WEST REGIONAL #9 seed

1st RD: Arkansas 63, Iowa 54  
 2nd RD: St. John's 68, Arkansas 65

## 1984 EAST REGIONAL #2 seed

2nd RD: Virginia 53, Arkansas 51 (OT)

## 1983 MIDEAST REGIONAL #4 seed

2nd RD: Arkansas 78, Purdue 68  
 Sweet 16: Louisville 65, Arkansas 63

## 1982 MIDWEST REGIONAL #4 seed

2nd RD: Kansas State 65, Arkansas 64

## 1981 MIDWEST REGIONAL #5 seed

1st RD: Arkansas 73, Mercer 67  
 2nd RD: Arkansas 74, Louisville 73  
 Sweet 16: LSU 72, Arkansas 56

## 1980 MIDWEST REGIONAL #10 seed

1st RD: Kansas State 71, Arkansas 53

## 1979 MIDWEST REGIONAL #2 seed

2nd RD: Arkansas 74, Weber State 63  
 Sweet 16: Arkansas 73, Louisville 62  
 Elite Eight: Indiana State 73, Arkansas 71

## 1978 FAR WEST REGIONAL

1st RD: Arkansas 73, Weber State 52  
 Sweet 16: Arkansas 74, UCLA 70  
 Elite Eight: Arkansas 61, Cal State Fullerton 58  
**FINAL FOUR**  
 Semifinal: Kentucky 64, Arkansas 59  
 3rd-Place Game: Arkansas 71, Notre Dame 69  
**NATIONAL 3RD-PLACE**

## 1977 MIDWEST REGIONAL

1st RD: Wake Forest 86, Arkansas 80

## 1958 WEST REGIONAL

Elite Eight: Oklahoma State 65, Arkansas 40  
 Regional Consolation: Cincinnati 97, Arkansas 62

## 1949 WESTERN REGIONAL

Elite Eight: Oregon State 56, Arkansas 38  
 Regional Consolation: Arkansas 64, Wyoming 40

## 1945 WESTERN REGIONAL

Elite Eight: Arkansas 79, Oregon 76  
**FINAL FOUR**  
 Semifinal: Oklahoma A&M 68, Arkansas 41

## 1941 WESTERN REGIONAL

Elite Eight: Arkansas 52, Wyoming 40  
**FINAL FOUR**  
 Semifinal: Washington State 64, Arkansas 53

