


TEXAS TECH BASKETBALL NOTES

18 NCAA TOURNAMENT APPEARANCES

1954 • 1956 • 1961 • 1962 • 1973 • 1976 • 1985 • 1986 • 1993 • 1996 • 2002 • 2004 • 2005 • 2007 • 2016 • 2018 • 2019 • 2021

2019 NCAA NATIONAL RUNNER-UP
Big 12 Champions: 2019
NCAA Final Four: 2019
NCAA Elite Eight: 2018, 2019
NCAA Sweet 16: 1996, 2005, 2018, 2019



TEXASTECH.COM



NO. 21 TEXAS TECH (18-10, 9-8) VS. NO. 10 ARKANSAS (23-6, 13-4)

SUNDAY, MARCH 21, 2021 • 5:10 P.M. (CST) • INDIANAPOLIS • HINKLE FIELDHOUSE

TV: TNT • RADIO: DOUBLE T 97.3 FM • LUBBOCK

TEXAS TECH-ARKANSAS SERIES HISTORY: TTU leads 40-39 • **LAST MEETING:** Texas Tech won 67-64 (Jan. 26, 2019) • **FIRST MATCHUP:** Arkansas won 43-38 (Dec. 28, 1942)

2021 NCAA TOURNAMENT • SOUTH REGION • SECOND ROUND

TEXAS TECH SECOND-ROUND STORYLINES

(Full preview on pages 7-10 and online at TexasTech.com)

- Texas Tech advanced with a 65-53 win over Utah State on Friday with Mac McClung scoring 16 points, Kyler Edwards adding 12 points/6 rebounds and Kevin McCullar having 10 points/7 rebounds. The 53 points allowed matched a program record low in the NCAA Tournament and was the 13th time this season the Red Raiders have held an opponent under 60... Tech forced 22 turnovers and had only 8 in the win.
- Texas Tech has an opportunity to make the Sweet 16 for the third straight season... The program has made the Sweet 16 four times in its program history coming in the 1996, 2005, 2018 and 2019 seasons.
- Texas Tech now has a 9-2 record in the NCAA Tournament under head coach Chris Beard with trips to the 2018 Elite 8 and the 2019 National Championship Final... The 9-2 record over the past three NCAA

Tournaments is the best in the nation after the run to the program's first Final Four... TTU earned a win over Michigan State in the national semifinals before an overtime loss to Virginia. The run to the 2019 National Championship came with wins over Northern Kentucky, Buffalo, Michigan and Gonzaga before topping the Spartans in Minnesota to reach the final Monday night of the 2019 college basketball season.

- Texas Tech is in its 18th NCAA Tournament and its third straight which is a program record.
- At No. 21 in the final week of the national polls, Texas Tech has been ranked throughout the 2020-21 season which is the first time in program history... The Red Raiders began the year at No. 14 in the AP Preseason Poll and were as high as No. 7.
- TTU is now 8-10 all-time in the first round of the tournament after the win over Utah State and is 4-1 in the Round of 32 coming into Sunday.

TEXAS TECH RECORD/STATS/LEADERS

2020-21 RECORD 18-10 • 9-8 Big 12 • W1
2020-21 STATS 72.8 PPG. • 63.0 OPPG. • 44.2 FG% • 34.8 3FG% • 71.1 FT%
34.8 RPG • 13.1 APG. • 7.3 SPG • 4.0 BPG • 15.6 FT-MPG • Turnover Margin (+5.4)
POLLS AP: 21; USA TODAY: 21; NET: 16;
HEAD COACH Chris Beard (112-54 • 5th TTU Season)
SCORING LEADER Mac McClung • 15.8 PPG • 441 points
REBOUNDING LEADER Marcus Santos-Silva • 6.5 RPG • 181 rebounds
ASSISTS LEADER Kyler Edwards • 2.7 APG • 76 assists
BLOCKS LEADER Marcus Santos-Silva • 1.1 BPG • 32 blocks
STEALS LEADER Kevin McCullar • 1.8 SPG • 34 steals

2020-21 SCHEDULE - RESULTS

NOVEMBER (2-1 RECORD)

- 25 Northwestern St. • W (101-58) • Lubbock, Texas
- 27 Sam Houston • W (84-52) • Lubbock, Texas
- 29 vs. No. 17 Houston • L (64-53) • Fort Worth, Texas

DECEMBER (6-1 RECORD)

- 3 St. John's • 8 p.m. • Lubbock, Texas (CANCELED)
- 4 Troy • W (80-46) • Lubbock, Texas
- 6 Grambling • W (81-40) • Lubbock, Texas
- 9 Abilene Christian • W (51-44) • Lubbock, Texas
- 12 vs. Texas A&M-Corpus Christi • W (77-57) • Frisco, Texas
- 17 No. 5 Kansas • L (58-57) • Lubbock, Texas
- 22 at Oklahoma • W (69-67) • Norman, Oklahoma
- 29 Incarnate Word • W (79-51) • Lubbock, Texas

JANUARY (4-3 RECORD)

- 2 Oklahoma State • L (82-77 OT) • Lubbock, Texas
- 5 Kansas State • W (82-71) • Lubbock, Texas
- 9 at Iowa State • W (91-64) • Ames, Iowa
- 13 at No. 4 Texas • W (79-77) • Austin, Texas
- 16 No. 2 Baylor • L (68-60) • Lubbock, Texas
- 25 at No. 11 West Virginia • L (88-87) • Morgantown, WV
- 30 at LSU • W (76-71) • Baton Rouge, Louisiana

FEBRUARY (3-3)

- 1 No. 9 Oklahoma • W (57-52) • Lubbock, Texas
- 6 at Kansas State • W (73-62) • Manhattan, Kansas
- 9 No. 14 West Virginia • L 82-71 • Lubbock, Texas
- 18 at TCU • TBD • Fort Worth, Texas (CANCELED)
- 20 at No. 23 Kansas • L (67-61) • Lawrence, Kansas
- 23 at Oklahoma State • L (74-69 OT) • Stillwater, Okla.
- 27 No. 14 Texas • W (68-59) • Lubbock, Texas

MARCH (3-2)

- 2 TCU • W (69-49) • Lubbock, Texas
- 4 Iowa State • W (81-54) • Lubbock, Texas
- 7 at No. 3 Baylor • L (88-73) • Waco, Texas
- 11 vs. Texas • L (67-66) • Kansas City, Missouri
- 19 vs. Utah State • W (65-53) • Bloomington, Indiana
- 21 vs. No. 10 Arkansas • 5:10 p.m. • Indianapolis, Indiana
- 25-28 NCAA Sweet 16 & Elite 8 • Indiana

APRIL (NCAA CHAMPIONSHIP)

- 3 Final Four • Indianapolis, Indiana
- 5 NCAA Championship Final • Indianapolis, Indiana

TEXAS TECH'S STARTING LINEUP IN NCAA FIRST ROUND WIN OVER UTAH STATE



MARCUS SANTOS-SILVA
6-7 • Senior • Forward
8.4 ppg.; 6.5 rpg.; 1.1 bpg.
vs. Utah State: 6 points, 6 rebounds

MAC MCCLUNG
6-2 • Junior • Guard
15.8 ppg.; 2.2 apg.
vs. Utah State: 16 points

KYLER EDWARDS
6-4 • Junior • Guard
10.1 ppg.; 4.7 rpg.; 2.7 apg.
vs. Utah State: 12 pts, 6 reb., 4 assists

TERRENCE SHANNON, JR.
6-6 • Sophomore • Guard
Season: 12.6 ppg.; 4.0 rpg.
vs. Utah State: 10 points, 3 assists

KEVIN MCCULLAR
6-6 • Sophomore • Guard
Season: 10.1 ppg.; 6.1 rpg.; 1.9 spg.
vs. Utah State: 10 pts., 7 reb., 3 assists

GAME 29 NOTES - Full preview article on pages 6-9 and online at TexasTech.com

CHRIS BEARD: 2019 Associated Press National Coach of Year... 2018 & 2019 Big 12 Coach of Year... Is 112-54 in his fifth year at Texas Tech (73-13 in Lubbock) and 208-84 as an NCAA head coach... Earned 100th win at Tech on Dec. 12 against Corpus Christi... Is 10-3 as a head coach in the NCAA Tournament (9-2 Tech; 1-1 Little Rock).

MAC MCCLUNG: Big 12 Newcomer of the Year, All-Big 12 Second Team and Big 12 All-Newcomer Team... Fourth in Big 12 at 17.0 ppg. in conference play with a season-high 30 points at West Virginia... Reached 1,000 point career milestone in 22-point performance at LSU (1,151 current)... Big 12 Player of the Week on Jan. 18 and Big 12 Newcomer of the Week on Feb 1... Georgetown transfer who scored career-high 38 against Little Rock... Has scored 20+ in 10 games and led team in 14 after 16 points in win over Utah State.

MARCUS SANTOS-SILVA: Had 10 points and 9 rebounds against Texas in the Big 12 Championship quarterfinals... Reached 1,000 point milestone at KU (1,064 current)... Recorded two double-doubles... Third in Big 12 with 32 blocked shots... Tech's only senior... VCU transfer who played in the 2019 NCAA Tournament with the Rams.

KYLER EDWARDS: All-Big 12 Honorable Mention... Averaging 13.6 ppg. in last 5 games after scoring 12 in win over USU... Leads Tech with 2.7 assists per game this season (213 assists in career - 76 this season after 4 against USU)... Freshman on 2019 Final Four team who has now played in 97 career games (66 wins)... Scored 845 career points with 132 3s... Led Tech with 18 points (four 3s) in regular-season finale at Baylor after a season-high 20 against TCU... Scored 12 points with two 3s in 2019 National Championship Final.

TERRENCE SHANNON, JR.: On Julius Erving Award Finalist... All-Big 12 Third Team... Recorded first career double-double with 23 points and 10 rebounds at LSU... Scored 20+ in four games, double digits in 21 after leading the Red Raiders with 18 points against Texas in the conference tournament and 10 vs. USU... Averaged 12.5 ppg. in Big 12 games.

KEVIN MCCULLAR: All-Big 12 Honorable Mention... Had a career-high six steals to go along with 11 points against Texas last Thursday before 10 points/7 rebounds in win over Utah State... Third in Big 12 with 1.9 steals per game and 8th with 6.5 rebounds in conference games... Scored a career-high 16 points and added 8 rebounds at Texas... Recorded first double-double with 15/11 at ISU and second with 10/10 against Baylor (added 4 blocks)... Redshirted during the historic 2018-19 season.

MICAH PEAVY: Starter in 25 of 28 games in his freshman season... Is averaging 7.6 points in the last 5 games after having 7 on Friday... Established his season-high with 14 points in the season opener against NSU and had 12 points against Houston, Corpus and Iowa State... TABC Class 6A Player of the Year and State Champion at Duncanville HS.

Big12Sports.com -- Top 7 teams all advanced to 2021 NCAA Tournament

TEAM	BIG 12	PCT.	HOME	AWAY	STREAK	OVERALL	PCT.	HOME	AWAY	NEUTRAL	STREAK
Baylor	13-1	0.929	6-0	7-1	W3	23-2	0.920	11-0	7-1	5-1	W1
Kansas	12-6	0.667	8-1	4-5	W1	20-8	0.714	13-1	4-6	3-1	W3
Texas	11-6	0.647	5-4	6-2	W3	19-7	0.731	8-5	6-2	5-0	W5
West Virginia	11-6	0.647	5-4	6-2	L1	19-9	0.679	10-5	7-2	2-2	W1
Oklahoma State	11-7	0.611	6-3	5-4	W1	21-8	0.724	10-3	8-4	3-1	W1
TEXAS TECH	9-8	0.529	5-4	4-4	L1	18-10	0.643	11-4	5-4	2-2	W1
Oklahoma	9-8	0.529	5-3	4-5	L3	15-10	0.600	10-3	4-6	1-1	L1
TCU	5-11	0.313	2-6	3-5	L4	12-14	0.462	7-7	3-6	2-1	L4
Kansas State	4-14	0.222	2-7	2-7	W1	9-20	0.310	6-12	2-7	1-1	L1
Iowa State	0-18	0.000	0-9	0-9	L18	2-22	0.083	2-10	0-11	0-1	L18

ROSTER • TEXAS TECH RED RAIDERS



0	Mac McClung	G	6-2	185	Jr-TR	Gate City, Virginia (Georgetown University)
1	Terrence Shannon, Jr.	G	6-6	210	So-1L	Chicago, Illinois (Lincoln Park HS)
2	Jamarius Burton	G	6-4	205	So-TR	Charlotte, North Carolina (Wichita State)
3	Clarence Nadolny	G	6-3	190	So-1L	Montreuil, France (Our Savior New American)
5	Micah Peavy	G	6-7	215	Fr-HS	Duncanville, Texas (Duncanville HS)
10	Tyreek Smith	F	6-8	220	R-Fr-HS	Baton Rouge, Louisiana (Trinity Christian HS)
11	Kyler Edwards	G	6-4	195	Jr-2L	Arlington, Texas (Findlay Prep – Nev.)
14	Marcus Santos-Silva	F	6-7	245	Sr-TR	Taunton, Massachusetts (VCU)
15	Kevin McCullar	G	6-6	205	R-So-1L	San Antonio, Texas (Converse Wagner HS)
21	Avery Benson	G	6-3	195	R-Jr-2L	Springdale, Arkansas (Southwest Christian Academy)
23	Chibuzo Agbo	G	6-7	215	Fr-HS	San Diego, California (St. Augustine's HS)
50	Vladislav Goldin	F	7-1	240	Fr-HS	Nalchick, Russia (Putnam Science Academy)

Head Coach: Chris Beard (5th Season)

Associate Head Coach: Mark Adams (5th Season)

Assistant Coaches: Ulric Maligi (2nd Season), Bob Donewald (2nd Season)

Chief of Staff: Casey Perrin (1st Season)

Advisor to Beard/Player Development: Sean Sutton (4th Season)

Strength & Conditioning Coach: John Reilly (5th Season)

Athletic Trainer: Mike Neal (2nd Season)

Executive Associate for Coach Beard: Liz Cope (6th Season)

Manager of Sport Operations: Taylor Sinclair (6th Season)

Academic Advisor: Jamaal Scott (1st Season)

Strength & Conditioning Assistant: Oliver Houston IV (1st Season)

Video Coordinator: Brock Berenato (1st Season)

Graduate Assistants: Mike Fallone (2nd Season), Khristian Smith (2nd Season),

Drew Bryson (1st Season), Drake Lamont (1st Season), Roger Woods (1st Season)



A CONVERSATION PATCH: Texas Tech will have a patch on its jersey all season that was the idea of Kyler Edwards with collaboration from his teammates. The patch depicts a rotten apple core and is described by Edwards as: “The team wanted to make a patch that was unique and not just something that everyone else had. We want to get rid of all the bad apples in all walks of life, including police brutality, sexism and racism. These are topics around the world and we have the support of our coaches. We need to keep talking about it until it gets fixed.” The NCAA Playing Rules Oversight Panel approved rules to allow student-athletes in all sports to wear patches on their uniforms for commemorative and memorial purposes, as well as to support social justice issues.

PRONUNCIATION GUIDE

Clarence NADOLNY	Na-dole-knee
Jamarius Burton	Ja-Mar-E-Us
Micah Peavy	My-Ka P-V
Chibuzo Agbo	Cha-Bu-Zo Ag-bow
Vladislav Goldin	Vlad-A-Slav Golden



TEXAS TECH RED RAIDERS



0 **MAC McCLUNG**
6-2 • Junior • Guard
Gate City, Virginia



1 **TERRENCE SHANNON, JR.**
6-6 • Sophomore • Guard
Chicago, Illinois



2 **JAMARIUS BURTON**
6-4 • Junior • Guard
Charlotte, North Carolina



3 **CLARENCE NADOLNY**
6-3 • Sophomore • Guard
Montreuil, France



5 **MICAH PEAVY**
6-7 • Freshman • Guard
Duncanville, Texas



10 **TYREEK SMITH**
6-8 • R-Freshman • Forward
Baton Rouge, La.



11 **KYLER EDWARDS**
6-4 • Junior • Guard
Arlington, Texas



14 **MARCUS SANTOS-SILVA**
6-8 • Senior • Forward
Taunton, Massachusetts



15 **KEVIN McCULLAR**
6-6 • R-Sophomore • Guard
San Antonio, Texas



21 **AVERY BENSON**
6-3 • Junior • Guard
Springdale, Arkansas



23 **CHIBUZO AGBO**
6-7 • Freshman • Guard
San Diego, California



50 **VLADISLAV GOLDIN**
7-1 • Freshman • Center
Nalchick, Russia



CHRIS BEARD
Head Coach



MARK ADAMS
Associate Head Coach



ULRIC MALIGI
Assistant Coach



BOB DONEWALD
Assistant Coach



SEAN SUTTON
Advisor/Player Development




CASEY PERRIN
Chief of Staff



JOHN REILLY
Strength & Conditioning



MIKE NEAL
Athletic Trainer



KRISTIAN SMITH
Graduate Manager



MIKE FALLONE
Graduate Manager



ROGER WOODS
Graduate Manager



DREW BRYSON
Graduate Manager



DRAKE LAMONT
Graduate Manager



OLIVER HOUSTON
S&C Assistant



JAMAAL SCOTT
Academic Advisor



BROCK BERENATO
Video Coordinator



TEXAS TECH SEASON STATS (2020-21)

Game Records

Record	Overall	Home	Away	Neutral
ALL GAMES	18-10	11-4	5-4	2-2
CONFERENCE	9-8	5-4	4-4	0-0
NON-CONFERENCE	9-2	6-0	1-0	2-2

Score by Periods

Team	1st	2nd	OT	TOT
Texas Tech	947	1077	13	2037
Opponents	807	935	23	1765

Team Box Score

No.	Player				Total		3-Point		F-Throw		Rebounds													
		GP-GS	MIN	AVG	FG-FGA	FG%	3FG-FGA	3FG%	FT-FTA	FT%	OFF	DEF	TOT	AVG	PF	DQ	A	TO	BLK	STL	PTS	AVG		
0	MCCLUNG, Mac	28-28	847:47	30.3	146-347	.421	46-135	.341	103-128	.805	11	64	75	2.7	54	2	60	53	8	24	441	15.8		
1	SHANNON, JR. , Terrence	27-12	708:53	26.3	114-252	.452	27-80	.338	85-114	.746	31	77	108	4.0	46	1	39	38	4	31	340	12.6		
11	EDWARDS, Kyler	28-25	868:38	31.0	87-212	.410	53-128	.414	56-70	.800	12	119	131	4.7	45	1	76	35	13	31	283	10.1		
15	MCCULLAR, Kevin	19-18	572:09	30.1	66-160	.413	12-42	.286	48-68	.706	28	89	117	6.2	56	0	39	29	16	34	192	10.1		
14	SANTOS-SILVA, Marcus	28-28	664:02	23.7	100-185	.541	0-1	.000	36-62	.581	85	96	181	6.5	72	3	38	39	32	20	236	8.4		
5	PEAVY, Micah	28-25	573:09	20.5	73-155	.471	0-3	.000	18-38	.474	56	31	87	3.1	71	4	39	33	6	17	164	5.9		
25	BURNETT, Nimari	12-0	213:40	17.8	14-50	.280	4-23	.174	32-36	.889	6	16	22	1.8	21	0	11	17	6	17	64	5.3		
24	NTAMBWE, Joel	3-0	40:59	13.7	5-12	.417	3-5	.600	1-2	.500	1	9	10	3.3	4	0	3	4	0	0	14	4.7		
2	BURTON, Jamarius	22-4	423:35	19.3	38-94	.404	10-30	.333	14-19	.737	16	25	41	1.9	28	1	28	24	1	18	100	4.5		
10	SMITH, Tyreek	28-0	242:46	8.7	28-46	.609	3-8	.375	17-28	.607	21	50	71	2.5	21	0	6	5	21	2	76	2.7		
3	NADOLNY, Clarence	23-0	209:47	9.1	12-31	.387	5-18	.278	15-26	.577	2	23	25	1.1	34	1	14	9	0	4	44	1.9		
50	GOLDIN, Vladislav	10-0	47:12	4.7	6-17	.353	0-0	.000	7-7	1.000	2	8	10	1.0	7	0	2	1	1	2	19	1.9		
23	AGBO, Chibuzo	21-0	130:07	6.2	14-35	.400	6-21	.286	5-9	.556	9	6	15	0.7	10	0	5	1	2	1	39	1.9		
21	BENSON, Avery	19-0	102:28	5.4	9-15	.600	6-9	.667	1-9	.111	6	7	13	0.7	14	0	8	3	3	3	25	1.3		
30	LARSON, Ty	1-0	00:54	0.9	0-0	.000	0-0	.000	0-0	.000	0	0	0	0.0	0	0	0	0	0	0	0	0.0		
Team											38	31	69					13						
Total		28	5646		712-1611	.442	175-503	.348	438-616	.711	324	651	975	34.8	483	13	368	304	113	204	2037	72.8		
Opponents		28	5650		605-1471	.411	196-568	.345	359-528	.680	281	648	929	33.2	560	13	274	455	86	158	1765	63.0		

Team Statistics

	TTU	OPP
Scoring	2037	1765
Points per game	72.8	63.0
Scoring margin	+9.7	-
Field goals-att	712-1611	605-1471
Field goal pct	.442	.411
3 point fg-att	175-503	196-568
3-point FG pct	.348	.345
3-pt FG made per game	6.3	7.0
Free throws-att	438-616	359-528
Free throw pct	.711	.680
F-Throws made per game	15.6	12.8
Rebounds	975	929
Rebounds per game	34.8	33.2
Rebounding margin	+1.6	-
Assists	368	274
Assists per game	13.1	9.8
Turnovers	304	455
Turnovers per game	10.9	16.3
Turnover margin	+5.4	-
Assist/turnover ratio	1.2	0.6
Steals	204	158
Steals per game	7.3	5.6
Blocks	113	86
Blocks per game	4.0	3.1
Winning streak	1	-
Home win streak	3	-
Attendance	58734	12492
Home games-Avg/Game	15-3916	9-1388
Neutral site-Avg/Game	-	4-1223

Team Results

Date	Opponent		Score	Att.
11/25/2020	Northwestern St.	W	101-58	3345
11/27/2020	Sam Houston	W	84-52	3176
11/29/2020	vs Houston	L	53-64	0
12/04/2020	Troy	W	80-46	4032
12/06/2020	Grambling	W	81-40	3283
12/09/2020	Abilene Christian	W	51-44	4175
12/12/2020	vs A&M-Corpus Christi	W	77-57	1380
12/17/2020	Kansas	L	57-58	4250
12/22/2020	at Oklahoma	W	69-67	1328
12/29/2020	Incarinate Word	W	79-51	3850
01/02/2021	Oklahoma St.	Lot	77-82	4013
01/05/2021	Kansas St.	W	82-71	3523
01/09/2021	at Iowa St.	W	91-64	1317
01/13/2021	at Texas	W	79-77	0
01/16/2021	Baylor	L	60-68	4250
01/25/2021	at West Virginia	L	87-88	339
01/30/2021	at LSU	W	76-71	2808
02/01/2021	Oklahoma	W	57-52	4250
02/06/2021	at Kansas St.	W	73-62	1000
02/09/2021	West Virginia	L	71-82	4250
02/20/2021	at Kansas	L	61-67	0
02/22/2021	at Oklahoma St.	Lot	69-74	3350
02/27/2021	Texas	W	68-59	4250
03/02/2021	TCU	W	69-49	4077
03/04/2021	Iowa St.	W	81-54	4010
03/07/2021	at Baylor	L	73-88	2350
03/11/2021	vs Texas	L	66-67	3510
03/19/2021	vs Utah St.	W	65-53	0

TEXAS TECH DOUBLE-DOUBLES (6)

MARCUS SANTOS-SILVA (2): 10 points, 13 rebounds vs. Northwestern State; 12 points/10 rebounds vs. Sam Houston

KYLER EDWARDS (1): 13 points/11 rebounds vs. Grambling

KEVIN MCCULLAR (2): 15 points/11 rebounds at Iowa State; 10 points/10 rebounds vs. Baylor

TERRENCE SHANNON (1): 23 points/10 rebounds at LSU

**Santos-Silva has 18 career double-doubles with 16 during his career at VCU.*



TEXAS TECH - BIG 12 STATS

Game Records

Record	Overall	Home	Away	Neutral
ALL GAMES	9-8	5-4	4-4	0-0
CONFERENCE	9-8	5-4	4-4	0-0
NON-CONFERENCE	0-0	0-0	0-0	0-0

Score by Periods

Team	1st	2nd	OT	TOT
Texas Tech	566	645	13	1224
Opponents	538	601	23	1162

Team Box Score

No.	Player				Total		3-Point		F-Throw		Rebounds						A	TO	BLK	STL	PTS	AVG
		GP-GS	MIN	AVG	FG-FGA	FG%	3FG-FGA	3FG%	FT-FTA	FT%	OFF	DEF	TOT	AVG	PF	DQ						
0	MCCLUNG, Mac	17-17	541:55	31.9	98-228	.430	29-88	.330	64-80	.800	4	37	41	2.4	39	2	35	36	6	11	289	17.0
1	SHANNON, JR., Terrence	17-3	457:59	26.9	71-158	.449	19-54	.352	52-72	.722	18	45	63	3.7	33	1	26	31	2	18	213	12.5
15	MCCULLAR, Kevin	15-15	456:48	30.5	47-118	.398	10-34	.294	46-65	.708	22	75	97	6.5	45	0	30	20	14	28	150	10.0
11	EDWARDS, Kyler	17-15	549:46	32.3	55-123	.447	33-73	.452	24-31	.774	3	74	77	4.5	30	1	41	23	8	21	167	9.8
14	SANTOS-SILVA, Marcus	17-17	412:23	24.3	62-118	.525	0-1	.000	22-32	.688	44	53	97	5.7	46	3	23	23	21	11	146	8.6
5	PEAVY, Micah	17-16	347:03	20.4	41-92	.446	0-2	.000	12-20	.600	36	22	58	3.4	51	3	20	15	2	7	94	5.5
2	BURTON, Jamarius	12-2	217:55	18.2	20-53	.377	5-19	.263	9-12	.750	7	13	20	1.7	15	1	11	10	0	9	54	4.5
25	BURNETT, Nimari	4-0	64:08	16.0	3-13	.231	1-7	.143	7-7	1.000	2	3	5	1.3	6	0	1	1	2	3	14	3.5
10	SMITH, Tyreek	17-0	144:01	8.5	16-24	.667	2-4	.500	8-12	.667	9	38	47	2.8	9	0	3	2	13	2	42	2.5
3	NADOLNY, Clarence	12-0	128:11	10.7	7-17	.412	1-9	.111	9-14	.643	1	14	15	1.3	17	0	8	3	0	0	24	2.0
23	AGBO, Chibuzo	11-0	54:17	4.9	8-14	.571	2-6	.333	2-2	1.000	4	1	5	0.5	5	0	3	0	1	0	20	1.8
21	BENSON, Avery	11-0	52:05	4.7	3-6	.500	3-4	.750	0-0	.000	1	2	3	0.3	10	0	2	2	1	2	9	0.8
50	GOLDIN, Vladislav	5-0	18:41	3.7	1-5	.200	0-0	.000	0-0	.000	1	0	1	0.2	2	0	0	1	0	2	2	0.4
30	LARSON, Ty	1-0	00:54	0.9	0-0	.000	0-0	.000	0-0	.000	0	0	0	0.0	0	0	0	0	0	0	0	0.0
Team											20	20	40					11				
Total		17	3446		432-969	.446	105-301	.349	255-347	.735	172	397	569	33.5	308	11	203	178	70	114	1224	72.0
Opponents		17	3450		392-911	.430	134-350	.383	244-351	.695	173	403	576	33.9	317	6	188	237	45	93	1162	68.4

Team Statistics

	TTU	OPP
Scoring	1224	1162
Points per game	72.0	68.4
Scoring margin	+3.6	-
Field goals-att	432-969	392-911
Field goal pct	.446	.430
3 point fg-att	105-301	134-350
3-point FG pct	.349	.383
3-pt FG made per game	6.2	7.9
Free throws-att	255-347	244-351
Free throw pct	.735	.695
F-Throws made per game	15.0	14.4
Rebounds	569	576
Rebounds per game	33.5	33.9
Rebounding margin	-0.4	-
Assists	203	188
Assists per game	11.9	11.1
Turnovers	178	237
Turnovers per game	10.5	13.9
Turnover margin	+3.5	-
Assist/turnover ratio	1.1	0.8
Steals	114	93
Steals per game	6.7	5.5
Blocks	70	45
Blocks per game	4.1	2.6
Winning streak	0	-
Home win streak	3	-
Attendance	36873	9684
Home games-Avg/Game	9-4097	8-1211
Neutral site-Avg/Game	-	0-0

Team Results

Date	Opponent	Score	Att.
12/17/2020	Kansas	L	57-58
12/22/2020	at Oklahoma	W	69-67
01/02/2021	Oklahoma St.	Lot	77-82
01/05/2021	Kansas St.	W	82-71
01/09/2021	at Iowa St.	W	91-64
01/13/2021	at Texas	W	79-77
01/16/2021	Baylor	L	60-68
01/25/2021	at West Virginia	L	87-88
02/01/2021	Oklahoma	W	57-52
02/06/2021	at Kansas St.	W	73-62
02/09/2021	West Virginia	L	71-82
02/20/2021	at Kansas	L	61-67
02/22/2021	at Oklahoma St.	Lot	69-74
02/27/2021	Texas	W	68-59
03/02/2021	TCU	W	69-49
03/04/2021	Iowa St.	W	81-54
03/07/2021	at Baylor	L	73-88

Opponent	Date	Score	Points	Rebounds	Assists	Steals	Blocked shots
KANSAS	12/17/20	57-58	21-Mac McClung	9-Terrence Shannon,	3-Marcus Santos-Silv	3-Nimari Burnett	2-Marcus Santos-Silv
at Oklahoma	12/22/20	69-67	21-Terrence Shannon,	9-Kyler Edwards	4-Mac McClung	2-Terrence Shannon,	1-Kyler Edwards
			Jamarius Burton			Mac McClung	
OKLAHOMA ST.	01/02/21	77-82	21-Mac McClung	7-Terrence Shannon,	3-Kyler Edwards	2-Kevin McCullar	4-Marcus Santos-Silv
				Kyler Edwards			
KANSAS ST.	01/05/21	82-71	22-Terrence Shannon,	7-Kevin McCullar	3-Mac McClung	3-Terrence Shannon,	2-Kevin McCullar
						Marcus Santos-Silva	
at Iowa St.	01/09/21	91-64	19-Kyler Edwards	11-Kevin McCullar	6-Terrence Shannon,	2-Marcus Santos-Silv	1-Kevin McCullar
						Kevin McCullar	Tyreek Smith
						Micah Peavy	
						Terrence Shannon,	
at Texas	01/13/21	79-77	22-Mac McClung	8-Kevin McCullar	2-Terrence Shannon,	2-Kyler Edwards	2-Kyler Edwards
					Mac McClung		Marcus Santos-Silva
BAYLOR	01/16/21	60-68	24-Mac McClung	11-Marcus Santos-Silv	3-Kevin McCullar	2-Jamarius Burton	4-Kevin McCullar
						Terrence Shannon,	
at West Virginia	01/25/21	87-88	30-Mac McClung	8-Kevin McCullar	4-Kevin McCullar	2-Kevin McCullar	1-Terrence Shannon,
				Terrence Shannon,		Mac McClung	
						Kyler Edwards	
OKLAHOMA	02/01/21	57-52	15-Terrence Shannon,	8-Tyreek Smith	2-Marcus Santos-Silv	4-Kevin McCullar	2-Tyreek Smith
				Kevin McCullar	Kevin McCullar		
				Marcus Santos-Silva	Mac McClung		
at Kansas St.	02/06/21	73-62	23-Mac McClung	8-Kyler Edwards	5-Marcus Santos-Silv	2-Mac McClung	3-Tyreek Smith
						Tyreek Smith	
						Jamarius Burton	
WEST VIRGINIA	02/09/21	71-82	17-Mac McClung	7-Kyler Edwards	6-Kyler Edwards	3-Kevin McCullar	2-Kevin McCullar
						Kyler Edwards	
at Kansas	02/20/21	61-67	12-Kevin McCullar	9-Kevin McCullar	4-Mac McClung	1-Jamarius Burton	1-Tyreek Smith
			Marcus Santos-Silva			Kyler Edwards	Marcus Santos-Silva
at Oklahoma St.	02/22/21	69-74	18-Terrence Shannon,	9-Marcus Santos-Silv	3-Kyler Edwards	4-Kevin McCullar	3-Marcus Santos-Silv
						Clarence Nadolny	
TEXAS	02/27/21	68-59	16-Mac McClung	9-Marcus Santos-Silv	4-Micah Peavy	4-Kevin McCullar	1-Chibuzo Agbo
					Kyler Edwards		Tyreek Smith
							Marcus Santos-Silva
							Kevin McCullar
TCU	03/02/21	69-49	20-Kyler Edwards	7-Micah Peavy	6-Mac McClung	3-Marcus Santos-Silv	2-Marcus Santos-Silv
IOWA ST.	03/04/21	81-54	20-Mac McClung	7-Kevin McCullar	3-Micah Peavy	3-Kyler Edwards	
				Marcus Santos-Silva			
at Baylor	03/07/21	73-88	18-Kyler Edwards	5-Kyler Edwards	5-Terrence Shannon,	2-Mac McClung	3-Marcus Santos-Silv

TEXASTECH.COM PREVIEW: VS. ARKANSAS RAZORBACKS

INDIANAPOLIS — No. 21 Texas Tech will play No. 10 Arkansas in the 2021 NCAA Tournament Second Round at 5:10 p.m. (CST) on Sunday at the Hinkle Fieldhouse in Indianapolis, Indiana with the opportunity to advance to its third straight Sweet 16. The game will be televised on TNT.

The Red Raiders (18-10) are coming off a 65-53 win over Utah State in the NCAA Tournament First Round, while the Razorbacks (23-6) secured an 85-68 victory over Colgate with both teams pulling away in the second half in close first-half games. Former Southwest Conference rivals, Texas Tech is 40-39 all-time against Arkansas with the last matchup resulting in a 67-64 win by the Red Raiders in the 2019 Big 12/SEC Challenge in Lubbock.

The Texas Tech-Arkansas winner will advance to the Sweet 16 to face the winner of the Florida-Oral Roberts matchup. The Gators earned a 75-70 win over Virginia Tech, while ORU knocked off second-seeded Ohio State with a 75-72 win on Friday. The Sweet 16 is scheduled for March 27-28.

Mac McClung leads the Red Raiders with 15.8 points per game this season after going for 16 in the win over Utah State, while Terrence Shannon, Jr. is scoring 12.6 per game. Kevin McCullar and Kyler Edwards are both at 10.1 points per game to give Tech four double-digit scorers going into the second round of the national tournament. Marcus Santos-Silva, who is the lone senior on the team and played in the 2018 NCAA Tournament with VCU, leads TTU with 6.5 rebounds per game and 1.1 blocks (32 total). Edwards leads Tech with 2.7 assists per game and has the most tournament experience on the team after playing as a freshman during the run to the national championship final. A junior from Arlington, Edwards scored 12 points with two 3-pointers in the title game against Virginia. Avery Benson, Edwards and Santos-Silva are the three players on the TTU roster with tournament experience coming into this year's event in Indiana. Benson was on the Elite 8 team and played in games against Buffalo and Michigan in the 2019 tournament.

DATES: All NCAA Tournament games will be played in Indiana this year with the First Four games to be played on March 18. The First Round is on March 19-20 followed by the Second Round on March 21-22. Advancing teams will compete in the Sweet 16 on March 27-28 followed by the Elite 8 on March 29-30. The Final Four is set for April 3 before the national championship final on April 5 at Lucas Oil Stadium.

Tech is in its 18th NCAA Tournament in program history and is now 17-19 all-time after the win over Utah State. The program has made the tournament in 1954, 1956, 1961, 1962, 1973, 1976, 1985, 1986, 1993, 1996, 2002, 2004, 2005, 2007, 2016, 2018 and 2019. In the past three tournaments no program has won more games with the Red Raiders securing wins in the 2018 NCAA Tournament over SFA, Florida and Purdue to advance to the program's first Elite 8 before reaching the 2019 NCAA Championship Final with victories over Northern Kentucky, Buffalo, Michigan, Gonzaga and Michigan State in the Final Four.

TEXAS TECH STORY LINES

- Texas Tech has an opportunity to make the Sweet 16 for the third straight season... The program has made the Sweet 16 four times in its program history coming in the 1996, 2005, 2018 and 2019 seasons. Going into games on Saturday, Gonzaga, Michigan and Florida State are the only other programs who can make the Sweet 16 the past three tournament. Purdue had made two straight but was upset by ORU on Friday.
- Texas Tech advanced with a 65-53 win over Utah State on Friday... The 53 points allowed matched a program record low in the NCAA Tournament and was the 13th time this season the Red Raiders have held an opponent under 60.
- Texas Tech now has a 9-2 record in the NCAA Tournament under head coach Chris Beard with trips to the 2018 Elite 8 and the 2019 National Championship Final... The 9-2 record over the past two NCAA Tournaments is the best in the nation after the run to the program's first Final Four... TTU earned a win over Michigan State in the national semifinals before an overtime loss to Virginia. The run to the 2019 National Championship came with wins over Northern Kentucky, Buffalo, Michigan and Gonzaga before topping the Spartans in Minnesota to reach the final Monday night of the 2019 college basketball season.
- Texas Tech is in its 18th NCAA Tournament and its third straight which is a program record... The team was projected to make the 2020

tournament before it was canceled due to the coronavirus pandemic.

- At No. 21 in the final week of the national polls, Texas Tech has been ranked throughout the 2020-21 season which is the first time in program history... The Red Raiders began the year at No. 14 in the AP Preseason Poll and were as high as No. 7.
- Avery Benson, Kyler Edwards and Marcus Santos-Silva are Red Raiders who have competed in the NCAA Tournament... Benson, an Arkansas native, is the only current player who was on the 2018 Elite 8 and 2019 Final Four teams while Edwards played as a freshman during the 2019 tournament... Santos-Silva played in the 2019 tournament at VCU... McCullar was a redshirt on the 2019 team.
- Four Red Raiders were honored with All-Big 12 awards with Mac McClung being named the Big 12 Newcomer of the Year to go along with All-Big 12 Second Team and Big 12 All-Newcomer Team recognition... Terrence Shannon, Jr. was named to the All-Big 12 Third team while Kyler Edwards and Kevin McCullar were All-Big 12 Honorable Mention selections.
- TTU is a six seed in the tournament for the fourth time, most recently in 2005 where the team opened with a win over UCLA in the West Region before falling to Gonzaga... The Red Raiders were a three seed in the past two tournaments.
- TTU is now 8-10 all-time in the first round of the tournament after the win over Utah State and is 4-1 in the Round of 32.
- Tech is 7-10 this season against teams in the NCAA Tournament field: vs. Oklahoma 2-0; vs. Texas 2-1; vs. Abilene Christian 1-0; vs. LSU 1-0; vs. Baylor 0-2; vs. Oklahoma State 0-2; vs. Kansas; vs. West Virginia 0-2; vs. Houston 0-1; vs. Utah State 1-0.
- The Red Raiders are one of seven teams from the state of Texas in the NCAA tournament, joining Baylor and Texas from the Big 12 along with North Texas, Texas Southern, Houston and Abilene Christian. TTU played Houston and ACU during the regular season, dropping a neutral-court matchup against UH on Nov. 29 in Fort Worth before securing a 51-44 win over ACU on Dec. 9 in Lubbock. The Red Raiders were 2-1 against UT this season and 0-2 against Baylor.

STAT RANKINGS: Texas Tech comes into the second round of the NCAA Tournament fourth in the nation with a 5.4 turnover margin advantage and 20th with 16.3 turnovers forced per game this season after having only eight turnovers and forcing 22 in the win over Utah State. The Red Raiders also forced 20 turnovers against the Longhorns in the conference tournament and have now forced 15 or more turnovers in 18 of 28 games this season. Tech leads the Big 12 and is 23rd nationally by holding teams to 63.0 points per game after holding 13 opponents under 60 points. Offensively, the Red Raiders are averaging 72.8 points per game and are shooting 44.2 percent from the field. The team is 9th nationally with 438 free throws made (16.0 per game) after going 6-for-8 at the line on Friday in Bloomington. Tech had a season-best 25 free throws made in games against Sam Houston and Oklahoma State. Tech's defense is limiting opponents to 41.1 percent shooting with 10 teams being held under 35 percent. USU shot 44.0 percent from the field, but was limited to just 4-for-19 on 3-pointers.

SERIES HISTORY: The programs played their first games against each other on Dec. 28, 1942 with the Razorbacks winning 43-38 in Oklahoma City. The game on Sunday will be the 11th neutral court matchup with Tech leading 6-4 in games played away from home venues. The programs have split their last four matchups since 2005 after having not played each other since 1991.

RED RAIDER REPORT: The Texas Tech roster consists of 12 players with one senior, four juniors, three sophomores and four freshmen. The program returned six players from last year's roster in Kyler Edwards, Avery Benson, Kevin McCullar, Terrence Shannon, Jr., Clarence Nadojny and Tyreek Smith while adding graduate transfer Marcus Santos-Silva (VCU) and transfers Mac McClung (Georgetown) and Jamarius Burton (Wichita State). The team is strengthened by true freshmen Micah Peavy, Chibuzo Agbo and Vladislav Goldin.

Marcus Santos-Silva is the lone senior on the Texas Tech roster and is playing in his second NCAA Tournament — first as a Red Raider. He is coming off a game against Utah State where he scored six points and had six rebounds to take his season averages to 8.4 points, 6.5 rebounds and a team-leading 32 blocks (1.1 per). A Taunton, Mass. native, Santos-Silva is in his first season at Tech after transferring from VCU where he played three seasons. Santos-Silva played in the 2019 NCAA Tournament as a sophomore at VCU. He scored seven points and had five rebounds in an opening round loss to Central Florida. This

season he has recorded two double-doubles in non-conference play and was coming off going for 10 points and nine rebounds in the Big 12 Championship quarterfinal loss to Texas. He is currently second in the Big 12 and 42nd nationally with 3.04 offensive rebounds per game. He scored a season-high 14 points in wins over Iowa State and Kansas State and recorded double-digit rebounding totals in four games with a season-high 13 in the opener against Northwestern State where he also had 10 points for his first double-double. He's had two or more blocks in nine games, including a career-high four blocks in games against Abilene Christian and Oklahoma State. He had three blocks to go along with eight points in the regular-season finale at Baylor. Santos-Silva has recorded 1,064 points, 801 rebounds and 124 blocks through 125 games in his collegiate career.

Kyler Edwards is coming off scoring 12 points and contributing six rebounds, four assists and three steals in the win over Utah State. An All-Big 12 Honorable Mention selection this season, he is playing in his second NCAA Tournament and is now averaging 10.1 points, 4.7 rebounds and a team-leading 2.7 assists per game. An Arlington native, Edwards played in all six games during the run to the 2019 National Championship Final where he would cap his freshman season by going for 12 points with two 3-pointers against Virginia in the title game. He scored seven points in the win over Arkansas in 2019 as a freshman in 16 minutes as a reserve. Edwards scored a season-high 20 points in a home win over TCU to begin the month of March and would lead Tech with 18 points by hitting four 3-pointers in the regular-season finale at Baylor. He leads Tech with 53 3-pointers this season, including hitting two or more in 16 games after going 2-for-5 on Friday. His stat sheet also has him making four in three games this season. Edwards comes into the matchup against Arkansas with 845 points, 339 rebounds and 213 assists through 97 games in his career. He averaged 5.8 points and 2.0 rebounds through the six games of the 2019 NCAA Tournament where he was 8-for-12 on 3-pointers. His 12 points in the win over Utah State on Friday all came in the second half with him shooting 3-for-4 from the field and 4-for-4 at the free-throw line to help TTU advance.

Mac McClung was named the Big 12 Newcomer of the Year and earned All-Big 12 Second Team and Big 12 All-Newcomer Team honors in his first season with the program after transferring from Georgetown. He led the Red Raiders with 16 points in the first-round win over Utah State after hitting three 3-pointers. Along with his conference honors, he added all-district selections to his list of honors from the National Association of Basketball Coaches (NABC) and the U.S. Basketball Writers Association on Tuesday. A junior from Gate City, Virginia who has started all 28 games, McClung leads the Red Raiders with 15.8 points per game this season where he averaged 17.0 in Big 12 play. A dynamic scorer, McClung had a season-high 30 points at West Virginia where he had four 3-pointers and came into his first NCAA Tournament experience with 10 games this season with 20 or more points. His last 20-point performance came in the home finale against Iowa State before being limited to seven at Baylor and seven against Texas in the past two games. McClung is 103-for-128 from the free-throw line (80.5 percent) for the season and is second on the team with 46 3-pointers. He hit a season-high four 3-pointers in the team's home game against Baylor where he scored 24 points by also going 8-for-10 at the line and matched a season-high six assists in the home win over TCU. McClung is averaging 2.1 assists per game to go along with his scoring after also having six assists in a non-conference win over Corpus Christi and having three or more assists in 11 games. He scored a career-high 38 points as a freshman at Georgetown against Little Rock and comes into the matchup against Arkansas with 1,151 points through 78 collegiate games.

Kevin McCullar continued filling the stat sheet and helping Tech win games by going for 10 points, seven rebounds and three assists in the win over Utah State following a career-high six steals against Texas and 11 points against Texas in the conference tournament. Playing in his first NCAA Tournament, he is averaging 10.1 points, 6.2 rebounds, 2.1 assists and 1.8 steals per game in his redshirt sophomore season. A San Antonio native who earned All-Big 12 Honorable Mention, McCullar redshirted during the historic run to the 2019 NCAA Final Four and was with the team throughout the experience. He missed the first nine games this season due to a preseason injury but has played in all 19 since returning with 18 straight starts. McCullar also had 11 points, two assists and a steal at Baylor in the regular-season finale in Waco. He scored a career-high 16 points in a road win over Texas in his fifth game back this season and has recorded two double-doubles

TEXAS TECH RECORD BY STARTING LINEUP IN 2020-21

1. Edwards • McClung • Santos-Silva • Shannon • Peavy	5-2
2. Edwards • McClung • Santos-Silva • Peavy • Burton	1-0
3. McClung • Santos-Silva • Peavy • Shannon • Burton	2-0
4. McClung • Santos-Silva • Shannon • Burton • McCullar	0-1
5. McClung • Santos-Silva • Edwards • Peavy • McCullar	9-6
6. McClung • Santos-Silva • Edwards • McCullar • Shannon	1-1

HIGH/LOW SEASON PERFORMANCES

TTU High Scoring	101 vs. Northwestern State
TTU Low Scoring	51 vs. Abilene Christian
Opponent High Scoring	88 - at No. 11 West Virginia
Opponent Low Scoring	40 - Grambling State
Largest Halftime Lead	28, vs Northwestern St & Sam Houston
Largest Halftime Deficit	18, vs. Houston
Highest Halftime Points	57, vs. Northwestern State
Lowest Halftime Points	19, vs. Houston
Opponent Highest Halftime Points	48, Texas
Opponent Lowest Halftime Points	14, Abilene Christian
TTU High FG Percentage	61.7% vs. Iowa State
TTU Low FG Percentage	27.9 % vs. Houston
Opponent High FG Percentage	57.7% - at No. 11 West Virginia
Opponent Low FG Percentage	31.5% vs. Sam Houston State
Most assists	25, vs. Northwestern State
Fewest Turnovers	2 at No. 11 West Virginia
Most Turnovers Forced	30 vs. Grambling

TEXAS TECH RECORD BREAKDOWN 2020-21 SEASON

	OVERALL	BIG 12
At Home	11-4	5-4
On Road	5-4	4-4
At Neutral Sites	2-2	0-0
Against Top-10 Opponent	2-2	2-2
Top-25 Matchup	3-8	3-6
Day Games	7-4	3-3
Night Games (At/After 5pm local time)	10-6	5-5
Overtime Games	0-2	0-2
Games Decided by 10 Pts or Less	6-7	4-6
Games Decided by 5 Pts or Less	4-5	3-4
Scored 100	1-0	0-0

RANKED VS. RANKED - CHRIS BEARD ERA

DATE	OPPONENT	[TT]	RESULT
12/29/2017	[18] Baylor	[22]	W - 77-53
01/02/2018	at [10] Kansas	[18]	W - 85-73
01/09/2018	at [9] Oklahoma	[8]	L - 75-65
01/13/2018	[2] West Virginia	[8]	W - 72-71
02/13/2018	[23] Oklahoma	[7]	W - 88-78
02/24/2018	[8] Kansas	[6]	L - 74-72
02/26/2018	at [20] West Virginia	[12]	L - 84-74
03/09/2018	vs. [18] West Virginia	[14]	L - 66-63
03/17/2018	vs. [23] Florida	[14]	W - 69-66
03/23/2018	vs. [11] Purdue	[14]	W - 78-65
03/25/2018	vs. [2] Villanova	[14]	L - 71-59
12/20/2018	vs. [2] Duke	[11]	L - 69-58
01/08/2019	[23] Oklahoma	[8]	W - 66-59
02/02/2019	at [11] Kansas	[16]	L - 79-63
02/23/2019	[12] Kansas	[14]	W - 91-62
03/24/2019	vs. [15] Buffalo	[7]	W - 78-58
03/28/2019	vs. [8] Michigan	[7]	W - 63-44
03/30/2019	vs. [4] Gonzaga	[7]	W - 75-69
04/06/2019	vs. [5] Michigan State	[7]	W - 61-51
04/08/2019	vs. [2] Virginia	[7]	L - 85-77 OT
01/07/2020	[4] Baylor	[22]	L - 57-52
01/11/2020	at [17] West Virginia	[22]	L - 66-54
01/25/2020	[15] Kentucky	[18]	L - 76-74 OT
11/29/2020	vs [17] Houston	[14]	L - 64-53
12/17/2020	[5] Kansas	[14]	L - 58-57
01/13/2021	at [4] Texas	[15]	W - 79-77
01/16/2021	[2] Baylor	[15]	L - 68-62
01/26/2021	at [11] West Virginia	[10]	L - 88-87
02/02/2021	[9] Oklahoma	[13]	W - 57-52
02/02/2021	[14] West Virginia	[7]	L - 82-71
02/20/2021	at [23] Kansas	[15]	L - 67-61
02/27/2021	[14] Texas	[18]	W - 68-59
03/07/2021	at [3] Baylor	[18]	L - 88-73
03/11/2021	vs. [13] Texas	[20]	L - 67-66

with 15 points and 11 rebounds at Iowa State and then 10 points and 10 rebounds at home against Baylor in mid-January. McCullar comes into the second round of the NCAA Tournament with 367 points, 210 rebounds and 69 steals through 48 games in his career. He has recorded 10 games (19 played) with two or more steals, including four steals against Oklahoma, Oklahoma State and at home against Texas before his six-steal performance in Kansas City at the conference tournament.

Terrence Shannon, Jr. earned All-Big 12 Third Team honors and is a Julius Erving Award Finalist in his sophomore season. A Chicago, Illinois native, Shannon is playing in his first NCAA Tournament where he opened by going for 10 points and three assists against Utah State on Friday. Shannon is averaging 12.6 points and 4.0 rebounds per game after leading the Red Raiders with 18 points against Texas in the conference tournament where he was 4-for-7 on 3-pointers. He had made seven 3-pointers in the last two games before the NCAA Tournament after also going 3-for-3 and scoring 11 points in the regular-season finale at Baylor. Shannon has scored in double figures in 21 of 27 games played this season with a high of 23 coming in a road win at LSU in the Big 12/SEC Challenge. He would add 10 rebounds in Baton Rouge to record his first career double-double in the game where he went 9-for-10 at the free-throw line. Shannon, who scored a career-high 24 points as a freshman in his hometown at DePaul, has made 27 3-pointers through 27 games played this season after making nine in 29 games during his freshman season. Shannon is second on the team with 31 steals this season, averaging 1.1 per game with a high of three coming in a home game against Kansas State where he added 22 points and six rebounds. He comes into the second round of the national tournament having scored 624 points, securing 228 rebound and with 57 steals through 56 games in his career.

Micah Peavy has started 25 of 28 games in his freshman season where he is averaging 5.9 points and 3.1 rebounds per game after going for seven points against Utah State in the first round. He is averaging 7.6 ppg. in the past five game after he had six points at Baylor and six against Texas in the conference tournament. A Cibolo, Texas native, Peavy scored a season-high 14 points in the season-opener against Northwestern State and then scored 12 against Corpus Christi and in the home finale against Iowa State. Against the Cyclones, Peavy was 6-for-8 from the field and also had three assists in the second game of March. He's shooting 47.1 percent from the field this season and has had four or more rebounds in 12 games. Peavy was the Texas Class 6A Player of the Year and helped lead Duncanville High School to a state championship under his father David Peavy. In his first collegiate season he's averaging 20.5 minutes per game and has supplied 39 assists after having four against the Longhorns in the conference tournament.

Avery Benson is in his fourth season with the program and is the only player on the roster who was part of the 2018 Elite 8 run. A junior from Arkansas, Benson has played in 70 games during his career and is currently 6-for-9 on 3-pointers this season. Benson scored a career-high 10 points last season in a win over No. 1-ranked Louisville in the Jimmy V Classic in Madison Square Garden where he also had two blocked shots. He scored a season-high six points with two 3-pointers in a non-conference win over Incarnate Word and also had one 3-pointer in the regular-season finale at Baylor. Tyreek Smith is a redshirt freshman who has played a reserve role in all 28 games this season where he is averaging 2.7 points and 2.5 rebounds per game. A Baton Rouge native who played high school basketball in Dallas, he scored a season-high nine points against TCU in the first game in March where he was 4-for-4 from the field and also had six rebounds. Smith is second on the team with 21 blocked shots, including a career-high three blocks in wins over Kansas State and Troy. Smith had four points and three rebounds in the conference tournament against Texas.

Jamarius Burton is averaging 4.5 points and 1.3 assists per game. He returned to the court against Utah State after he had missed the past six games with a toe injury. A junior from Charlotte, North Carolina who transferred from Wichita State, Burton has scored 630 points and has 256 assists through 89 games of his collegiate career after scoring two points on Friday. He scored a season-high 10 points in the win over Grambling in non-conference play and had a Big 12-best of nine at West Virginia where he was 4-for-7 from the field with one 3-pointer. Burton had a season-high five assists in the win over Northwestern State and has an 11-assist performance against Oklahoma State on his resume from Wichita State. Burton has made

four starts and appeared in 18 games as a reserve this season.

Clarence Nadolny had three assists, a steal and scored two points against Utah State in his first NCAA Tournament game. A sophomore from France, he scored a season-high seven points against Oklahoma where he was 2-for-2 from the field, including hitting one of his four 3-pointers for the season. He also had three assists at West Virginia in the first matchup where he played 17 minutes before scoring his seven points in 15 minutes against OU. He had a previous season-high of six points in the win over Corpus Christi and has a career-high of nine points last season against Houston Baptist as a freshman. He is currently 9 points away from 100 in his career after scoring three against Texas at the conference tournament. Chibuzo Agbo and Vladislav Goldin are true freshman along with Peavy and have had some strong moments in their first season at Tech. A San Diego native, Agbo is averaging 1.9 points per game after scoring a Big 12-best four points in the wins over TCU and Texas. In the win over the Longhorns at home he made a layup and then two free throws in the final minute to help tie the game. He scored a season-high five points coming in the opener against Northwestern State. He had three points at West Virginia with a 3-pointer and also had two points at LSU. Agbo has hit six 3-pointers this season. Goldin is the tallest player on the roster at 7-foot-1 and is averaging 2.1 points and 1.1 rebounds per game through nine games played. A forward from Russia, Goldin scored a career-high six points against Grambling in non-conference play and also added four rebounds in the win. Goldin played one minute against UT after he had not played since the win at Iowa State on Jan. 9 in Ames.

BIG 12 NOTE: The Big 12 placed a nation-high 70 percent of its teams in the 2021 NCAA Division I Men's Basketball Championship. The Conference has seven selections for the sixth time in the last 11 tournaments, including five seasons in the past seven years the event was conducted. The Big 12's average seed of 4.0 is the best in conference history. Six have led teams to the Final Four, tied for the best in the nation among conferences. Half of Big 12 institutions have made an appearance in the Final Four with Texas Tech playing in the most recent title game in 2019.

SECURING POSSESSION: Beard stresses a 10-or-less turnover game is one of the keys to victory in every game the Red Raiders play which the team has accomplished 13 times this season after having only nine in the win over TCU and seven at Baylor. The season has been highlighted by a two-turnover showing at West Virginia which matched the Big 12 single-game record. The Red Raiders are currently averaging only 11 turnovers per game which is the second in the Big 12. In Big 12 play, Tech also had only seven turnovers at Texas and Kansas, nine in the win over Kansas State and 10 at Iowa State. The team averaged only 10.5 turnovers per game in Big 12 play. Tech had only one turnover at halftime in Ames against ISU to get out to a 24-point lead in the first matchup. In non-conference play, Tech had only four turnovers against Corpus Christi which was the low in the Beard era before the two in Morgantown. During his five seasons, Tech has committed 10 or less turnovers 64 times under Beard. The program's low turnover output was highlighted at the 2019 Final Four with only seven in a win over Michigan State and eight in the overtime loss to Virginia in the National Championship game. Tech currently has a 5.1 turnover margin advantage. The Red Raiders have drastically improved in the turnover category after committing 13.7 last season.

FORCING THE ISSUE: Texas Tech forced 22 turnovers in its win over Utah State after forcing 20 against Texas in the conference tournament. The Red Raiders now have seven games this season with 20 or more turnovers forced and had a season-high 30 against Grambling for the most since the 2009 season opener against South Dakota. Tech traveled to Indianapolis after forcing 20 turnovers against Texas in the Big 12 Championship which was the sixth time it has forced 20 or more this season before coming away with eight steals and 22 turnovers by the Aggies. The Red Raiders forced 16 against Baylor after 15 turnovers at Texas and Iowa State. Tech has recorded 13 steals in two games this season, against Grambling and Northwestern State before having eight at KSU. The 13 steals against Grambling and Northwestern State is the most steals in a game since a 15-steal game by the team against Rice on Dec. 16, 2017. Tech had nine steals against the Cyclones with Edwards having three and McClung coming away with two. Edwards led Tech with three steals in the win over Utah State while Peavy had two.

RED RAIDERS TURN PRO: Four players would still have the opportunity

to be playing for the Red Raiders this season if their talent hadn't caught the eye of the professional ranks. Zhaire Smith, Jarrett Culver and Davide Moretti would be seniors on this year's team while Jahmi'us Ramsey would be a sophomore. Smith was selected in the 2018 NBA Draft with the 17th pick of the first round, Culver turned pro after his sophomore season and was selected No. 6 overall by Minnesota and Moretti left to play professional back in his home country of Italy after his junior season. Ramsey left after his freshman season and was selected by the Sacramento Kings in the second round.

GAME-BY-GAME TURNOVERS (TTU-OPPONENT): TTU 10-NSU 19; TTU 12-SAM 18; TTU 18-HOU 14; TTU 13-TROY 22; TTU 13-GRAM 30; TTU 16-ACU 22; TTU 4-TAMUCC 20; TTU 7-KU 16; TTU 13-OU 16; TTU 7-UIW 20; TTU 14-OSU 13; TTU 9-KSU 14; TTU 10-ISU 15; TTU 7-UT 15; TTU 20-BU 16; TTU 2-WVU 12; TTU 13-LSU 12; TTU 10-OU 11; TTU 10-KSU 18; TTU 13-WVU 15; TTU 10-KU 6; TTU 12-OSU 17; TTU 11-UT 12; TTU 9-TCU 15; TTU 14-ISU 13; TTU 7-BU 12; TTU 13-UT 20; TTU 8-USU 22.

OUR LEADER: Beard is in his fifth season as the Texas Tech head coach where he has led the program to a 112-54 record, including an 8-2 mark in the NCAA Tournament. Beard was named the 2019 Associated Press National Coach of the Year and earned Big 12 Coach of the Year in 2018 and 2019. An assistant coach at Texas Tech under Bob and Pat Knight, Beard has amassed an impressive 142-59 record as a Division I head coach that started with one season at Little Rock where he was 30-5. He also has head coaching stops at Fort Scott Community College, Seminole State, McMurry and Angelo State in his collegiate career. Beard is the 17th head coach in Texas Tech history and reached 100 wins on Dec. 12, 2020 against Texas A&M-Corpus Christi. He is the fastest Tech coach to reach that milestone following James Dickey (148 games), Bob Knight (150), Gerald Myers (152) and Polk Robison (170).

RED RAIDERS TURN PRO: Four players would still have the opportunity to be playing for the Red Raiders this season if their talent hadn't caught the eye of the professional ranks. Zhaire Smith, Jarrett Culver and Davide Moretti would be seniors on this year's team while Jahmi'us Ramsey would be a sophomore. Smith was selected in the 2018 NBA Draft with the 16th pick of the first round, Culver turned pro after his sophomore season and was selected No. 6 overall by Minnesota and Moretti left to play professional back in his home country of Italy after his junior season. Ramsey left after his freshman season and was selected by the Sacramento Kings.

TEXAS TECH COACHING WINS

	COACH	RECORD	SEASONS
1.	Gerald Myers	325-262 (.554)	1971-1991
2.	Polk Robison	255-197 (.564)	1942-46; 1947-61
3.	James Dickey	166-124 (.574)	1991-2001
4.	Bob Knight	138-82 (.627)	2001-08
5.	Berl Huffman	116-72 (.617)	1935-1942; 1946-1947
6.	Chris Beard	112-54 (.677)	2016-present
7.	Gene Gibson	100-92 (.521)	1961-1969

BEARD AT HOME (74-13, 33-12 Big 12)

2016-17: 16-3, 6-3 Big 12
2017-18: 17-1, 8-1 Big 12
2018-19: 17-1, 8-1 Big 12
2019-20: 13-4, 6-3 Big 12
2020-21: 11-4, 5-4 Big 12

THE STAFF: Beard is assisted this season by associate head coach Mark Adams, assistant coaches Ulric Maligi and Bob Donewald, Casey Perrin (Chief of Staff), Sean Sutton (Advisor/Player Development), John Reilly (Strength & Conditioning) and associate athletic trainer Mike Neal. Adams is entering his fifth season on Beard's staff and also assisted him at Little Rock. A 1979 graduate of Texas Tech, Adams is a former head coach at Clarendon College, Wayland Baptist, West Texas A&M, Texas-Pan American and Howard College. He earned 2019 TABC Assistant Coach of the Year and is a member of multiple hall of fames, most recently being inducted into the NJCAA's Men's Basketball Coaches Association Hall of Fame Class for 2020. Donewald is in his second season on the staff, but his first as an assistant. He has extensive experience in professional basketball and worked last season as the program's director of player development. Maligi is also in his second season on the staff and is widely respected as one of the top emerging assistants in the nation. He led the charge in the recruitment of this year's signing class which was the highest ranked

in program history. Reilly, a Killeen, Texas native who competed on the BYU Track & Field team, is also in his fifth season having led the strength and conditioning each year for Beard. Neal is in his second season, coming over from Little Rock where he played basketball and was the team's athletic trainer during Beard's year leading the program.

UNCOMFORTABLE – BEARD EXPLAINS: "Being comfortable gets you beat every single time. You see it all the time in sports. You win a big game and the next time there's a letdown and a loss. We've all seen that. Life is the same way. You can have a great day at work and you could take the edge off. It takes a special person, we use the word 'elite', to remain uncomfortable. Coach Knight would talk a lot about when things were going good that we need to shake the tree from time to time. Everybody expects the best and have focus during times of adversity, but only the elite people can push themselves each day to stay uncomfortable. I think being uncomfortable is where growth comes from. Uncomfortable is what you have to be to compete in the Big 12. Our guys have embraced this. Each season we try to have a theme and with this year's group, we just feel that if we can stay uncomfortable we'll be where we need to be. We like our talent. We like our culture. If this team can keep pushing and not get too high or too low by staying uncomfortable right there in the middle, we think we have a great chance to grow."

SENIOR MOMENT: Tech head student manager Ty Larson played in the team's final home game against Iowa State. Larson, who has been with the program for two years after playing at Eastern Wyoming College, took a charge in the final minute and became a viral sensation. He is now back to his full-time student manager position and will graduate in May. He plans on becoming a college basketball coach.

DEPARTURES: The Red Raiders have had two players leave the program during the season with Joel Ntambwe departing on Dec. 1 and Nimari Burnett on Jan. 7. Ntambwe, who redshirted last season after transferring from UNLV, played in three games before making his decision. Burnett played a reserve role in the first 12 games, averaging 5.3 points per game and with 17 total steals.

COVID IMPACT: In an effort to ensure adequate levels of safety, Texas Tech will implement a reduced capacity to approximately 25% at The United Supermarkets Arena this basketball season. In addition to the limited seating capacity, fans will see the following safety protocols this season: Big 12 Conference has mandated an established perimeter around the playing surface – 20 feet behind both team benches and 12 feet on all other sides of the court. Face coverings for all patrons (fans and staff) will be required at all times. A 100 percent mobile ticketing process. Mobile ordering in our concession areas to decrease contacts throughout the concourse. Kirby Hocutt said: "Our staff has worked diligently to ensure we accommodate as many of our fans as possible at our home basketball games. We also want to ensure we offer a safe and enjoyable experience, while being socially responsible."

NCAA BOUND: The Red Raiders were projected to make their third NCAA tournament last season before the season was canceled due to COVID 19. Tech, which advanced to the 2018 Elite 8 and 2019 National Championship final, had never made the NCAA tournament three straight seasons in program history. The Red Raiders finished last season with an 18-13 overall record and were 9-9 in conference play.

ABRUPT ENDING: Texas Tech was on the Sprint Center in Kansas City court warming up for its first-round matchup of the Big 12 Championship against Texas on Thursday, March 12, 2019 when both teams were pulled off the court. With the tournament being canceled, the Red Raiders went to the airport and returned home to Lubbock. Before arriving back to Texas that afternoon by plane, news broke that the NCAA had canceled the remainder of the season.

COVID RINGS: While the 2019-20 season ended without the opportunity to play for any postseason championships, Beard wanted to show his appreciation to the players who battled throughout the year. Each player on the roster received a ring to commemorate the season, a token of respect from Beard who felt it was important that the players could keep to remember the season that was cut short.

NBA DRAFT: Texas Tech's Jahmi'us Ramsey was selected by the Sacramento Kings with the 43rd pick of the 2020 NBA Draft on November 18, 2020. An Arlington, Texas native, Ramsey earned Big

CAREER MILESTONE WATCH

McClung - Reached 1,000 points in career at LSU (1,151 current - 76 games).
Santos-Silva - Needs 1 block for 125 in career. Reached 1,000 points at KU (1,064 current - 125 games) and 800 rebounds against Utah State (801).
Shannon - Reached 600 points vs. Texas, 200 rebounds at LSU (624/228 current).
Edwards - Needs 55 points for 900 points in career, has 213 assists (97 games).
Peavy - Reached 100 points in career against WVU (164 current).
McCullar - Reached 200 rebounds in career vs. Texas (210 - 48 games)

ASSOCIATED PRESS TOP 25 - POSTED MARCH 15, 2021

RANK	TEAM	PTS	RECORD	PREV.
1	Gonzaga (60)	26-0	1,500	1
2	Illinois	23-6	1,415	3
3	Baylor	22-2	1,397	2
4	Michigan	20-4	1,280	4
5	Alabama	24-6	1,242	6
6	Houston	24-3	1,145	7
7	Ohio State	21-9	1,138	9
8	Iowa	21-8	1,132	5
9	Texas	19-7	993	13
10	Arkansas	22-6	895	8
11	Oklahoma State	20-8	891	12
12	Kansas	20-8	803	11
13	West Virginia	18-9	745	10
14	Florida State	16-6	651	15
15	Virginia	18-6	584	16
16	San Diego State	23-4	521	19
17	Loyola Chicago	24-4	513	18
18	Villanova	16-6	490	14
19	Creighton	20-8	411	17
20	Purdue	18-9	382	20
21	TEXAS TECH	17-10	271	20
22	Colorado	22-8	243	23
23	BYU	20-6	125	NR
24	Southern Cal.	22-7	125	24
25	Virginia Tech	15-6	118	22

NATIONAL RANKINGS TRACKER

ASSOCIATED PRESS	RANKING
PRESEASON	14
Nov. 30	17
Dec. 7	17
Dec. 14	14
Dec. 21	15
Dec. 28	13
Jan. 4	18
Jan. 11	15
Jan. 18	12
Jan. 25	10
Feb. 1	13
Feb. 8	7
Feb. 15	15
Feb. 22	18
March 1	18
March 8	20
March 15	21

USA TODAY COACHES	RANKING
PRESEASON	13
Dec. 7	17
Dec. 14	14
Dec. 21	16
Dec. 28	14
Jan. 4	19
Jan. 11	15
Jan. 18	13
Jan. 25	10
Feb. 1	14
Feb. 8	8
Feb. 15	11
Feb. 22	17
March 1	18
March 8	22
March 15	21

12 Freshman of the Year, All-Big 12 Second Team, NABC All-District First Team, Big 12 All-Newcomer Team, Big 12 All-Freshman Team and was a three-time Big 12 Newcomer of the Week selection. Ramsey, who is the first Red Raider to earn Big 12 Freshman of the Year, finished the season fifth in the Big 12 in scoring and was second with a 42.6 percentage on 3-pointers and fifth with a 44.2 shooting percentage. Ramsey's selection in the NBA Draft gives the Red Raiders three straight years with a pick following Zhaire Smith (2018) and Jarrett Culver (2019). Tech has now had 25 players picked in the NBA Draft in its program history.

HISTORIC RUN: Texas Tech has ascended into one of the top college basketball programs in the nation under Beard. The program advanced to the 2018 NCAA Elite 8 in only his second season and then reached the Final Four for the first time in program history in his third season. The Red Raiders won the 2019 Big 12 regular-season championship before making their historic run in the 2019 NCAA Tournament. Tech started the postseason journey with wins over Northern Kentucky and Buffalo in the first and second rounds hosted in Tulsa and then went through Michigan and Gonzaga in the Sweet 16 and Elite 8 in Anaheim. TTU topped Michigan State in the Final Four in Minneapolis before falling to Virginia in the 2019 NCAA Championship Final in overtime. The national runner-up finish is the best showing in program history. Edwards, Benson and McCullar are the only players on the current roster who were on the Final Four team.

FIRST-ROUND STUDENTS: Zhaire Smith and Jarrett Culver remain Texas Tech students despite being drafted in the first round of the NBA Draft as underclassmen. Both are currently enrolled in online classes at TTU where they remain focused on graduating while also being in the early stages of their professional playing careers. Smith said: "It is very important to me to get my education while playing because graduating was my first goal before playing basketball. I also made a promise to my mom and Coach Beard that I will finish. It means a lot to have Coach Beard motivating me by saying that education is the key. It's going to mean a lot to my family to see me graduate because school is not easy at all for me. They are going to cry tears of joy when I finish."

CONTINUING EDUCATION: Davide Moretti left the program following his junior season to pursue a professional career back home in Italy, but remains a Texas Tech student in pursuit of his degree. Moretti took a full load of classes in the 2020 Fall Semester and is on track to graduate in May. A Bologna, Italy native he now plays for Olimpia Milano in the EuroLeague. Moretti finished his Tech career with 969 points and 166 3-pointers which ranks ninth all-time in the program. His 90.6 career free-throw percentage (213-for-235) is the all-time record that he established through 106 games played. He earned CoSIDA Academic All-America honors following the 2019-20 season as a human science major at Texas Tech with a 3.68 GPA.

MALIGI DRAWS ATTENTION: Maligi was recognized during the offseason as one of 40 coaches on ESPN's "40 Under 40" list which highlights the top young coaches throughout the national college basketball landscape and The Athletic's 40 Under 40 which identified influential people in a variety of roles within college basketball who are under the age of 40. Maligi is entering his second season with the Red Raiders and was identified at No. 13 by ESPN on the list of head and assistant coaches. In the ESPN article, Myron Medcalf highlighted Maligi who turned 36 on May 14 by saying: "The Howard University product has identified and recruited some of the most talented players in the state of Texas and beyond, as proved by successful tenures as an assistant with Texas A&M, SMU and Stephen F. Austin before joining Chris Beard's staff before last season. By all accounts, Maligi possesses the attributes and leadership qualities necessary to one day guide a Power 5 program."

DOCUMENTING HISTORY: Over the summer ESPN aired "Eddie," a documentary about legendary college basketball coach Eddie Sutton.

The film covered many aspects of Eddie Sutton's life, including his family. Sean Sutton, one of Eddie's sons, was featured in the film and is entering his fourth season working with Beard at Tech as the program's director of player development and Beard's advisor. Sean played for his father at Kentucky and Oklahoma State and also worked for him as an assistant coach before being named the head coach at OSU. Talking about the documentary, Sean said: "To open up and talk about some of the things that went on behind the scenes for the public to view, I wouldn't necessarily say it was easy, but it was important. It was important to get an accurate depiction of his life and career."

ON THE NBA SIDELINES: Tech legend Darvin Ham continues to rise among the ranks of NBA assistant coaches where he helped lead Milwaukee to the best regular-season record (56-17) in the NBA last season. Ham, who became an iconic player nationally by ripping down a rim in the 1996 NCAA Tournament and winning the 1996 NCAA Slam Dunk Contest, played in the NBA from 1996-2005 and was on the Detroit Pistons' 2004 NBA Championship team. Ham was an Atlanta Hawks assistant coach from 2013-18 and has been on the Bucks sideline since the 2018 season where he is the lead assistant. He recently completed his bachelor's degree, earning his Texas Tech degree in 2019 – 23 years after leaving Lubbock to begin his professional basketball career.

HALL OF FAME SELECTION: Ronald Ross was selected for the 2020 Texas Tech Hall of Fame class during the offseason. Ross remains one of the beloved greats in the history of Texas Tech men's basketball as the former walk-on helped lead the Red Raiders to three NCAA Tournament appearances, including their first-ever trip to the Sweet 16 in 2005. Ross, a native of nearby Hobbs, New Mexico, was an All-Big 12 first team selection and an All-American by Basketball Times as a senior after averaging 17.5 points per game, 5.5 rebounds, 3.0 assists and 2.6 steals per game under head coach Bob Knight. Ross also established the single-season and career school records that year by recording 86 steals, pushing his career total to 204 over 132 games. He served as a graduate assistant the past two seasons under Beard following a professional career overseas.

CONTINUED IMPACT, DREAM COURT: Nancy Lieberman Charities teamed up with Texas Tech University and The Culver Foundation to give the City of Lubbock a brand new Dream Court. The new Dream Court is located at Duran Park in Lubbock. This court will serve as a safe play space for youth in the community to interact with friends, family and local law enforcement. "I am so excited for the Red Raiders, Jarrett Culver and the City of Lubbock to partner with Nancy Lieberman Charities to honor our beloved, Andre Emmett. We all deeply miss him and want his legacy to live on forever in the lives of people who were touched by his genuine kindness." Basketball Hall of Famer, Nancy Lieberman said. The Dream Court™ is 50-by-84 feet with two brand new basketball goals, and features a high-performance PowerGame™ surface from Sport Court® in signature Texas Tech red and black colors. Its centerpiece is the Dream Courts logo, flanked by the brands of all supporting organizations. Emmett, who is Texas Tech's all-time leading scorer, was murdered in 2019. A dedication ceremony was held on Friday, October 23.

TYSON SIGNS: Beard announced the signing of Jaylon Tyson to his national letter of intent for the 2021-22 academic year. A 6-foot-7 guard/forward from Allen, Texas, Tyson is a senior at John Paul II High School where he helped lead his team to its first-ever Texas Association of Private and Parochial Schools (TAPPS) state championship last season. A four-star recruit by ESPN, Rivals and 247Sports, he earned TAPPS All-State first-team honors as a junior after averaging 24.4 points and 5.5 rebounds per game. ESPN currently lists Tyson as the seventh-best recruit in the state of Texas and 18th by the small forward position. 247Sports puts Tyson at No. 4 in Texas, while Rivals has him as the No. 34-ranked player nationally.

2020-21 TEXAS TECH HONOR ROLL

MAC MCCLUNG

- Big 12 Newcomer of the Year (2021)
- All-Big 12 Second Team (2021)
- All-Big 12 Newcomer Team (2021)
- AP All-Big 12 First Team (2021)
- NABC All-District (2021)
- USBWA All-District (2021)
- Naismith Trophy Midseason Team (1 of 30)
- Big 12 Newcomer of the Week (2/1/2021)
- Big 12 Player of the Week (1/18/2021)
- Big 12 Preseason Honorable Mention (2020-21)

TERRENCE SHANNON, JR.

- All-Big 12 Third Team (2021)
- Julius Erving Award Finalist (1 of 5 nationally)
- Big 12 All-Freshman Team (2020)
- Big 12 Newcomer of the Week (12/15/2019)

KEVIN MCCULLAR

- All-Big 12 Honorable Mention (2021)
- Academic All-Big 12 (2020)

KYLER EDWARDS

- All-Big 12 Honorable Mention (2021)
- Big 12 Player of the Week (1/20/2020)
- Big 12 Preseason Honorable Mention (2020-21)

MARCUS SANTOS-SILVA

- Big 12 Preseason Newcomer of the Year (2020-21)

DOUBLE-FIGURE SCORING	20-21	CAREER
Kyler Edwards	13	36
Terrence Shannon, Jr.	21	35
Kevin McCullar	11	19
Avery Benson	0	1
Mac McClung	21	52
Marcus Santos-Silva	11	48
Micah Peavy	5	5
Nimari Burnett	2	2
Jamarius Burton	1	1

GAMES AS LEADING SCORER AT TEXAS TECH

Terrence Shannon, Jr.	7	9
Kyler Edwards	5	9
Kevin McCullar	2	5
Mac McClung	13	13
Marcus Santos-Silva	2	2

GAMES AS LEADING REBOUNDER AT TEXAS TECH

Marcus Santos-Silva	11	11
Kyler Edwards	8	12
Terrence Shannon, Jr.	4	8
Kevin McCullar	8	14
Micah Peavy	1	1

DOUBLE-FIGURE REBOUNDING

Terrence Shannon, Jr.	2	2
Kevin McCullar	2	3
Marcus Santos-Silva	4	25
Kyler Edwards	1	1

30+ SCORING

Mac McClung	1	3
-------------	---	---

20+ SCORING

Terrence Shannon, Jr.	4	6
Kyler Edwards	1	4

RECORD BY UNIFORM

					
THROWBACK WHITE	RED	GREY	BLACK	WHITE	SCRIPTED RED
RECORD: 3-1	RECORD: 2-1	RECORD: 3-0	RECORD: 2-5	RECORD: 6-1	RECORD: 2-2
H: 3-1 / A: 0-0 / N: 0-0	H: 0-0 / A: 2-1 / N: 0-0	H: 3-0 / A: 0-0 / N: 0-0	H: 0-1 / A: 2-2 / N: 0-2	H: 4-1 / A: 0-0 / N: 2-0	H: 1-1 / A: 1-1 / N: 0-0

TEXAS TECH • NCAA CHAMPIONSHIP TOURNAMENT RESULTS & RECORDS

1954 • WEST REGION • CORVALLIS, OREGON

03/09/1954 • Santa Clara 73, Texas Tech 64 1st Round • 32

1956 • WEST REGION • WICHITA, KANSAS

03/13/1956 • SMU 68, Texas Tech 67 1st Round • 32

1961 • MIDWEST REGION • LAWRENCE, KANSAS

03/17/1961 • Cincinnati 78, Texas Tech 55 Regional Semi • 16
03/18/1961 • Texas Tech 69, Houston 67 Regional 3rd Place • C

1962 • MIDWEST REGION • DALLAS, TEXAS

03/12/1962 • Texas Tech 68, Air Force 66 1st Round • 32

1962 • MIDWEST REGION • MANHATTAN, KANSAS

03/16/1962 • Colorado 67, Texas Tech 60 Regional Semi • 16
03/17/1962 • Creighton 63, Texas Tech 61 Regional 3rd Place • C

1973 • MIDWEST REGION • WICHITA, KANSAS

03/10/1973 • South Carolina 68, Texas Tech 60 1st Round • 32

1976 • MIDWEST REGION • DENTON, TEXAS

03/13/1976 • Texas Tech 69, Syracuse 56 1st Round • 32

1976 • MIDWEST REGION • LOUISVILLE, KENTUCKY

03/18/1976 • Missouri 86, Texas Tech 75 Regional Semi • 16

1985 • MIDWEST REGION • HOUSTON, TEXAS

03/15/1985 • [11] Boston College 55, [6] Texas Tech 53 1st Round • 64

1986 • MIDWEST REGION • DAYTON, OHIO

03/13/1986 • [4] Georgetown 70, [13] Texas Tech 64 1st Round • 64

1993 • EAST REGION • DAYTON, OHIO

03/18/1993 • [5] St. John's 85, [12] Texas Tech 67 1st Round • 64

1996 • EAST REGION • RICHMOND, VIRGINIA

03/15/1996 • [3] Texas Tech 74, [14] Northern Illinois 73 1st Round • 64
03/17/1996 • [3] Texas Tech 92, [6] North Carolina 73 2nd Round • 32

1996 • EAST REGION • ATLANTA, GEORGIA

03/21/1996 • [2] Georgetown 98, [3] Texas Tech 90 Regional Semi • 16

2002 • EAST REGION • CHICAGO, ILLINOIS

03/15/2002 • [11] Southern Illinois 76, [6] Texas Tech 68 1st Round • 64

2004 • EAST REGION • BUFFALO, NEW YORK

03/18/2004 • [8] Texas Tech 76, [9] Charlotte 73 1st Round • 64
03/20/2004 • [1] Saint Joseph's 70, [8] Texas Tech 65 2nd Round • 32

2005 • WEST REGION • TUCSON, ARIZONA

03/17/2005 • [6] Texas Tech 78, [11] UCLA 66 1st Round • 64
03/19/2005 • [6] Texas Tech 71, [3] Gonzaga 69 2nd Round • 32

2005 • WEST REGION • ALBUQUERQUE, NEW MEXICO

03/24/2005 • [7] West Virginia 65, [6] Texas Tech 60 Regional Semi • 16

2007 • EAST REGION • WINSTON-SALEM, NORTH CAROLINA

03/15/2007 • [7] Boston College 84, [10] Texas Tech 75 1st Round • 64

2016 • MIDWEST REGION • RALEIGH, NORTH CAROLINA

03/17/2016 • [9] Butler 71, [8] Texas Tech 61 1st Round • 64

2018 • EAST REGION • DALLAS, TEXAS

03/15/2018 • [3] Texas Tech 70, [14] Stephen F. Austin 60 1st Round • 64
03/17/2018 • [3] Texas Tech 69, [6] Florida 66 2nd Round • 32

2018 • EAST REGION • BOSTON, MASSACHUSETTS

03/23/2018 • [3] Texas Tech 78, [2] Purdue 65 Regional Semi • 16
03/25/2018 • [1] Villanova 71, [3] Texas Tech 59 Regional Final • 8

2019 • WEST REGION • TULSA, OKLAHOMA

03/22/2019 • [3] Texas Tech 72, [14] Northern Kentucky 57 1st Round • 64
03/24/2019 • [3] Texas Tech 78, [6] Buffalo 58 2nd Round • 32

2019 • WEST REGION • ANAHEIM, CALIFORNIA

03/28/2019 • [3] Texas Tech 63, [2] Michigan 44 Regional Semi • 16
03/25/2018 • [3] Texas Tech 75, [1] Gonzaga 69 Regional Final • 8

2019 • FINAL FOUR • MINNEAPOLIS, MINNESOTA

04/06/2019 • [3] Texas Tech 61, [2] Michigan State 51 National Semi • 4
04/08/2019 • [1] Virginia 85, [3] Texas Tech 77 (OT) National Final • 2

2021 • SOUTH REGION • BLOOMINGTON, INDIANA

03/19/2021 • [6] Texas Tech 63, [11] Utah State 53 1st Round • 64

MOST TOTAL POINTS • TEAM

	PTS	OPPONENT	DATE
1	92	vs. North Carolina	03/17/1996
2	90	vs. Georgetown	03/21/1996
3	78	vs. Buffalo	03/24/2019
	78	vs. Purdue	03/23/2018
	78	vs. UCLA	03/17/2005
6	77	vs. Virginia	04/08/2019
7	76	vs. Charlotte	03/18/2004
8	75	vs. Gonzaga	03/30/2019
	75	vs. Boston College	03/15/2007
	75	vs. Missouri	03/18/1976

FEWEST TOTAL POINTS • TEAM

	PTS	OPPONENT	DATE
1	53	vs. Utah State	03/19/2021
	53	vs. Boston College	03/15/1985
2	55	vs. Cincinnati	03/17/1961
3	59	vs. Villanova	03/25/2018
4	60	vs. Stephen F. Austin	03/15/2018
	60	vs. West Virginia	03/24/2005
	60	vs. South Carolina	03/10/1973
	60	vs. Colorado	03/16/1962

FIELD GOALS MADE • TEAM

	FGM	OPPONENT	DATE
1	31	vs. Missouri	03/18/1976
2	30	vs. Boston College	03/15/2007
	30	vs. Georgetown	03/21/1996
	30	vs. North Carolina	03/17/1996
	30	vs. South Carolina	03/10/1973
6	29	vs. Gonzaga	03/19/2005
	29	vs. Charlotte	03/18/2004
8	28	vs. Northern Kentucky	03/22/2019
	28	vs. Purdue	03/23/2018
	28	vs. Florida	03/17/2018
	28	vs. Northern Illinois	03/15/1996

FIELD GOALS ATTEMPTED • TEAM

	FGA	OPPONENT	DATE
1	87	vs. Missouri	03/18/1976
2	80	vs. St. John's	03/18/1993
3	67	vs. Southern Illinois	03/15/2002
	67	vs. Northern Illinois	03/15/1996
5	66	vs. Georgetown	03/21/1996
6	65	vs. Boston College	03/15/2007

3-POINT FIELD GOALS MADE • TEAM

	3PM	OPPONENT	DATE
1	12	vs. North Carolina	03/17/1996
2	10	vs. Virginia	04/08/2019
3	9	vs. Michigan State	04/06/2019
	9	vs. Gonzaga	03/30/2019
3	7	vs. Utah State	03/19/2021
	7	vs. Butler	03/17/2016
	7	vs. Boston College	03/15/2007
	7	vs. Georgetown	03/21/1996
	7	vs. St. John's	03/18/1993

3-POINT FIELD GOALS ATTEMPTED • TEAM

	3PA	OPPONENT	DATE
1	33	vs. St. John's	03/18/1993
2	30	vs. Virginia	04/08/2019
3	26	vs. North Carolina	03/17/1996
4	23	vs. Gonzaga	03/30/2019
	23	vs. Michigan State	04/06/2019
6	22	vs. Northern Illinois	03/15/1996
7	20	vs. Villanova	03/25/2018
8	19	vs. Michigan	03/28/2019

FREE THROWS MADE • TEAM

	FTM	OPPONENT	DATE
1	23	vs. Georgetown	03/21/1996
	23	vs. SMU	03/13/1956
3	20	vs. North Carolina	03/17/1996
4	19	vs. Creighton	03/17/1962
	19	vs. Buffalo	03/24/2019
5	17	vs. Purdue	03/23/2018
	17	vs. Syracuse	03/13/1976
	17	vs. Houston	03/18/1961
8	16	vs. Gonzaga	03/30/2019
	16	vs. Stephen F. Austin	03/15/2018
	16	vs. Air Force	03/12/1962
	16	vs. Santa Clara	03/09/1954

FREE THROWS ATTEMPTED • TEAM

	FTA	OPPONENT	DATE
1	35	vs. Georgetown	03/21/1996
2	33	vs. Houston	03/18/1961
3	31	vs. Creighton	03/17/1962
4	30	vs. North Carolina	03/17/1996
5	29	vs. SMU	03/13/1956
6	26	vs. Santa Clara	03/09/1954
7	25	vs. Buffalo	03/24/2019
	25	vs. Missouri	03/18/1976
	25	vs. Air Force	03/12/1962
	25	vs. Cincinnati	03/17/1961
10	24	vs. Stephen F. Austin	03/15/2018

REBOUNDING • TEAM

	REB	OPPONENT	DATE
1	45	vs. Buffalo	03/24/2019
2	42	vs. Missouri	03/18/1976
2	41	vs. Stephen F. Austin	03/15/2018
3	39	vs. Florida	03/17/2018
4	36	vs. Northern Illinois	03/15/1996
5	35	vs. Georgetown	03/21/1996
	35	vs. Air Force	03/12/1962

ASSISTS • TEAM

	AST	OPPONENT	DATE
1	22	vs. North Carolina	03/17/1996
2	21	vs. UCLA	03/17/2005
3	19	vs. Northern Illinois	03/15/1996
	19	vs. South Carolina	03/10/1973
5	18	vs. Gonzaga	03/19/2005
	18	vs. Northern Kentucky	03/22/2019
6	17	vs. Florida	03/17/2018
	17	vs. Charlotte	03/18/2004
	17	vs. Georgetown	03/13/1986
9	16	vs. Saint Joseph's	03/20/2004
	16	vs. St. John's	03/18/1993

BLOCKS • TEAM

	BLK	OPPONENT	DATE
1	8	vs. Northern Kentucky	03/22/2019
2	7	vs. Gonzaga	03/30/2019
3	6	vs. Stephen F. Austin	03/15/2018
4	5	vs. Purdue	03/23/2018
	5	vs. Florida	03/17/2018
6	4	vs. Michigan	03/28/2019
	4	vs. Michigan State	04/06/2019
	4	vs. Butler	03/17/2016
	4	vs. Northern Illinois	03/15/1996

STEALS • TEAM

	STL	OPPONENT	DATE
1	11	vs. West Virginia	03/24/2005
2	10	vs. Southern Illinois	03/15/2002
	10	vs. South Carolina	03/10/1973
4	9	vs. Gonzaga	03/30/2019
	9	vs. St. John's	03/18/1993
	9	vs. Boston College	03/15/1985
	8	vs. Utah State	03/19/2021
	8	vs. Buffalo	03/24/2019
	8	vs. Michigan	03/28/2019
6	7	vs. Northern Kentucky	03/22/2019
	7	vs. Gonzaga	03/19/2005
	7	vs. UCLA	03/17/2005
	7	vs. Saint Joseph's	03/20/2004
	7	vs. Charlotte	03/18/2004

TEXAS TECH POSTSEASON HISTORY - First Season (1925-26)

Big 12 Tournament Record (Appearances)	14-24 (24)
NCAA Tournament Record (Appearances)	17-19 (18)
Conference Regular Season Titles	1 • Big 12 • 2019
6 • SWC • 1961 • 1962 • 1973 • 1985 • 1995 • 1996 • Border • 1933 • 1934 • 1935 • 1954 • 1955 • 1956	
Conference Tournament Titles	5 • SWC • 1976 • 1985 • 1986 • 1993 • 1996
NCAA Tournament Appearances	(17) 1954 • 1956 • 1961 • 1962 • 1973 • 1976 • 1985 • 1986 • 1993 • 1996 • 2002 • 2004 • 2005 • 2007 • 2016 • 2018 • 2019 • 2021
NIT Appearances	(4) 1979 • 1995 • 2003 • 2010

TEXAS TECH • NCAA CHAMPIONSHIP TOURNAMENT RECORDS

POINTS • INDIVIDUAL

PTS	PLAYER	OPPONENT	DATE
1 29	Jarrett Culver	vs. Northern Kentucky	03/22/2019
2 28	Ronald Ross	vs. UCLA	03/17/2005
3 27	Jason Sasser	vs. North Carolina	03/17/1996
4 26	Will Flemons	vs. St. John's	03/18/1993
26	Harold Hudgens	vs. Cincinnati	03/17/1961
6 25	Jason Sasser	vs. Georgetown	03/21/1996
7 24	Ronald Ross	vs. Gonzaga	03/19/2005
24	Del Ray Mounts	vs. Creighton	03/17/1962
24	Harold Hudgens	vs. Houston	03/18/1961
10 23	Keenan Evans	vs. Stephen F. Austin	03/15/2018
23	Rick Bullock	vs. Missouri	03/18/1976
23	Eugene Carpenter	vs. SMU	03/13/1956
13 22	Matt Mooney	vs. Michigan State	04/06/2019
22	Jarrett Culver	vs. Michigan	03/28/2019
22	Keenan Evans	vs. Florida	03/17/2018
22	Wendell Owens	vs. Georgetown	03/13/1986
15 21	Martin Zeno	vs. Boston College	03/15/2007
21	Jason Sasser	vs. Northern Illinois	03/15/1996
21	Mike Russell	vs. Syracuse	03/13/1976
21	Eugene Carpenter	vs. Santa Clara	03/09/1954
19 20	Andre Emmett	vs. Charlotte	03/18/2004
20	Bobby Gindorf	vs. Air Force	03/12/1962

FIELD GOALS MADE • INDIVIDUAL

FGM	PLAYER	OPPONENT	DATE
1 11	Ronald Ross	vs. UCLA	03/17/2005
11	Harold Hudgens	vs. Houston	03/18/1961
3 10	Jarrett Culver	vs. Northern Kentucky	03/22/2019
10	Jason Sasser	vs. North Carolina	03/17/1996
10	Eugene Carpenter	vs. SMU	03/13/1956
6 9	Jarrett Culver	vs. Michigan	03/28/2019
9	Martin Zeno	vs. Boston College	03/15/2007
9	Ronald Ross	vs. Gonzaga	03/19/2005
9	Will Flemons	vs. St. John's	03/18/1993
9	Harold Hudgens	vs. Cincinnati	03/17/1961
10 8	Matt Mooney	vs. Michigan State	04/06/2019
8	Keenan Evans	vs. Florida	03/17/2018
8	Zhaire Smith	vs. Florida	03/17/2018
8	Ronald Ross	vs. West Virginia	03/24/2005
8	Jarrius Jackson	vs. UCLA	03/17/2005
8	Andre Emmett	vs. Charlotte	03/18/2004
8	Kasib Powell	vs. Southern Illinois	03/15/2002
8	Jason Sasser	vs. Georgetown	03/21/1996
8	Tony Benford	vs. Georgetown	03/13/1986
8	Bubba Jennings	vs. Boston College	03/15/1985
8	Rick Bullock	vs. Missouri	03/18/1976
8	Mike Russell	vs. Syracuse	03/13/1976
8	Rick Bullock	vs. South Carolina	03/10/1973
8	Bobby Gindorf	vs. Air Force	03/12/1962

FIELD GOALS ATTEMPTED • INDIVIDUAL

FGA	PLAYER	OPPONENT	DATE
1 24	Eugene Carpenter	vs. SMU	03/13/1956
2 22	Jarrett Culver	vs. Virginia	04/08/2019
22	Ronald Ross	vs. West Virginia	03/24/2005
3 21	Ronald Ross	vs. Gonzaga	03/19/2005
4 20	Ronald Ross	vs. UCLA	03/17/2005
20	Kasib Powell	vs. Southern Illinois	03/15/2002
20	Will Flemons	vs. St. John's	03/18/1993
20	Rick Bullock	vs. Missouri	03/18/1976
20	Del Ray Mounts	vs. Colorado	03/16/1962
20	Harold Hudgens	vs. Cincinnati	03/17/1961
10 19	Jarrett Culver	vs. Buffalo	03/28/2019
19	Jarrett Culver	vs. Gonzaga	03/30/2019

3-POINT FIELD GOALS MADE • INDIVIDUAL

3PM	PLAYER	OPPONENT	DATE
1 4	Matt Mooney	vs. Michigan State	04/06/2019
4	Devaugntah Williams	vs. Butler	03/17/2016
4	Cory Carr	vs. North Carolina	03/17/1996
4	Jason Sasser	vs. North Carolina	03/17/1996
5 3	Mac McClung	vs. Utah State	03/19/2021
3	Daivide Moretti	vs. Virginia	04/08/2019
3	Brandone Francis	vs. Virginia	04/08/2019
3	Daivide Moretti	vs. Michigan	03/28/2019
3	Jarrett Culver	vs. Northern Kentucky	03/22/2019
3	Keenan Evans	vs. Florida	03/17/2018
3	Koy Smith	vs. North Carolina	03/17/1996
3	Cory Carr	vs. Georgetown	03/21/1996
3	Cory Carr	vs. Northern Illinois	03/15/1996
3	Will Flemons	vs. St. John's	03/18/1993

3-POINT FIELD GOALS ATTEMPTED • INDIVIDUAL

3PA	PLAYER	OPPONENT	DATE
1 10	Cory Carr	vs. Northern Illinois	03/15/1996
2 9	Cory Carr	vs. North Carolina	03/17/1996
3 8	Matt Mooney	vs. Michigan State	04/06/2019
8	Devaugntah Williams	vs. Butler	03/17/2016
8	Cory Carr	vs. Georgetown	03/21/1996
8	Koy Smith	vs. St. John's	03/18/1993
7 7	Brandone Francis	vs. Virginia	04/08/2019
7	Jarrett Culver	vs. Villanova	03/25/2018
7	Will Flemons	vs. St. John's	03/18/1993

FREE THROWS MADE • INDIVIDUAL

FTM	PLAYER	OPPONENT	DATE
1 12	Del Ray Mounts	vs. Creighton	03/17/1962
12	Ned Underwood	vs. SMU	03/13/1956
3 10	Keenan Evans	vs. Stephen F. Austin	03/15/2018
4 9	Keenan Evans	vs. Purdue	03/23/2018
9	Eugene Carpenter	vs. Santa Clara	03/09/1954
6 8	Wendell Owens	vs. Georgetown	03/13/1986
8	Del Ray Mounts	vs. Houston	03/18/1961
8	Harold Hudgens	vs. Cincinnati	03/17/1961
9 7	Jarrett Culver	vs. Gonzaga	03/30/2019
7	Jason Sasser	vs. Georgetown	03/21/1996
7	Tony Battie	vs. North Carolina	03/17/1996
7	Rick Bullock	vs. Missouri	03/18/1976
7	Roger Hennig	vs. Houston	03/18/1961

FREE THROWS ATTEMPTED • INDIVIDUAL

FTA	PLAYER	OPPONENT	DATE
1 14	Del Ray Mounts	vs. Creighton	03/17/1962
14	Ned Underwood	vs. SMU	03/13/1956
3 12	Rick Bullock	vs. Missouri	03/18/1976
4 11	Del Ray Mounts	vs. Houston	03/18/1961
11	Eugene Carpenter	vs. Santa Clara	03/09/1954
6 10	Jarrett Culver	vs. Northern Kentucky	03/22/2019
10	Keenan Evans	vs. Purdue	03/23/2018
10	Keenan Evans	vs. Stephen F. Austin	03/15/2018
10	Jason Sasser	vs. Georgetown	03/21/1996
10	Tony Battie	vs. North Carolina	03/17/1996
10	Wendell Owens	vs. Georgetown	03/13/1986
10	Harold Hudgens	vs. Cincinnati	03/17/1961

REBOUNDING • INDIVIDUAL

REB	PLAYER	OPPONENT	DATE
1 15	Norens Odiase	vs. Buffalo	03/24/2019
2 14	Tony Battie	vs. North Carolina	03/17/1996
14	Mike Russell	vs. Syracuse	03/18/1976
14	Rick Bullock	vs. Missouri	03/18/1976
5 12	Vince Taylor	vs. Boston College	03/15/1985
12	Mike Russell	vs. Syracuse	03/13/1976
12	Harold Hudgens	vs. Air Force	03/12/1962
8 10	Tariq Owens	vs. Michigan	03/28/2019
10	Jarrett Culver	vs. Buffalo	03/24/2019
10	Darryl Dora	vs. Charlotte	03/18/2004
10	Andy Ellis	vs. Southern Illinois	03/15/2002
10	Will Flemons	vs. St. John's	03/18/1993
10	Harold Hudgens	vs. Colorado	03/16/1962

ASSISTS • INDIVIDUAL

AST	PLAYER	OPPONENT	DATE
1 10	Jason Martin	vs. North Carolina	03/17/1996
2 9	Richard Little	vs. South Carolina	03/10/1973
3 8	Matt Mooney	vs. Northern Kentucky	03/22/2019
4 7	Jarrett Culver	vs. Northern Kentucky	03/22/2019
7	Zhaire Smith	vs. Florida	03/17/2018
7	Phil Wallace	vs. Boston College	03/15/1985
7 6	Keenan Evans	vs. Butler	03/17/2016
6	Darryl Dora	vs. Charlotte	03/18/2004
6	Martin Zeno	vs. Gonzaga	03/19/2005
10 5	Jarrett Culver	vs. Virginia	04/08/2019
5	Matt Mooney	vs. Gonzaga	03/30/2019
5	Jarrett Culver	vs. Buffalo	03/24/2019
5	Keenan Evans	vs. Stephen F. Austin	03/15/2018
5	Koy Smith	vs. North Carolina	03/17/1996
5	Jason Martin	vs. Northern Illinois	03/15/1996
5	Jason Sasser	vs. St. John's	03/18/1993
5	Tobin Doda	vs. Georgetown	03/13/1986

STEALS • INDIVIDUAL

STL	PLAYER	OPPONENT	DATE
1 5	Matt Mooney	vs. Northern Kentucky	03/22/2019
5	Will Chavis	vs. Southern Illinois	03/15/2002
3 4	Kyler Edwards	vs. Utah State	03/19/2021
4	Ronald Ross	vs. West Virginia	03/24/2005
4	Richard Little	vs. South Carolina	03/10/1973
5 3	Jarrett Culver	vs. Gonzaga	03/30/2019
3	Matt Mooney	vs. Gonzaga	03/30/2019
3	Jarrett Culver	vs. Michigan	03/28/2019
3	Jarrius Jackson	vs. West Virginia	03/24/2005
3	Ronald Ross	vs. Gonzaga	03/19/2005
3	Ronald Ross	vs. UCLA	03/17/2005
3	Ronald Ross	vs. Saint Joseph's	03/20/2004
3	Andre Emmett	vs. Charlotte	03/18/2004
3	Andre Emmett	vs. Southern Illinois	03/15/2002
3	Jason Martin	vs. Georgetown	03/21/1996
3	Jason Sasser	vs. St. John's	03/18/1993
3	Wendell Owens	vs. Georgetown	03/13/1986
3	Bubba Jennings	vs. Boston College	03/15/1985
3	Phil Wallace	vs. Boston College	03/15/1985
3	Mike Russell	vs. Missouri	03/18/1976
3	Steve Dunn	vs. Syracuse	03/13/1976

BLOCKS • INDIVIDUAL

BLK	PLAYER	OPPONENT	DATE
1 5	Tariq Owens	vs. Northern Kentucky	03/22/2019
2 3	Tariq Owens	vs. Michigan State	04/06/2019
3	Tariq Owens	vs. Gonzaga	03/30/2019
3	Jarrett Culver	vs. Buffalo	03/24/2019
3	Zach Smith	vs. Stephen F. Austin	03/15/2018
6 2	Micah Peavy	vs. Utah State	03/29/2021
2	Norens Odiase	vs. Northern Kentucky	03/22/2019
2	Zhaire Smith	vs. Purdue	03/23/2018
2	Zach Smith	vs. Butler	03/17/2016
2	Andy Ellis	vs. Southern Illinois	03/15/2002
2	Tony Battie	vs. North Carolina	03/17/1996
2	Tony Battie	vs. Northern Illinois	03/15/1996

NCAA TOURNAMENT • DOUBLE-DOUBLES

PLAYER	OPPONENT	DATE
Darryl Dora		
12 PTS • 10 REB	vs. Charlotte	03/18/2004
Andy Ellis		
19 PTS • 10 REB	vs. Southern Illinois	03/15/2002
Tony Battie		
16 PTS • 14 REB	vs. North Carolina	03/17/1996
Will Flemons		
26 PTS • 10 REB	vs. St. John's	03/18/1993
Vince Taylor		
12 PTS • 12 REB	vs. Boston College	03/15/1985
Rick Bullock		
23 PTS • 14 REB	vs. Missouri	03/18/1976
Mike Russell		
14 PTS • 14 REB	vs. Missouri	03/18/1976
Mike Russell		
21 PTS • 12 REB	vs. Syracuse	03/13/1976
Harold Hudgens		
12 PTS • 10 REB	vs. Colorado	03/16/1962
Harold Hudgens		
10 PTS • 12 REB	vs. Air Force	03/12/1962
Norens Odiase		
14 PTS • 15 REB	vs. Buffalo	03/24/2019
Jarrett Culver		
16 PTS • 10 REB	vs. Buffalo	03/24/2

G1 No. 14 Texas Tech 101, Northwestern State 58

Nov. 25, 2020 | Lubbock, Texas | United Supermarkets Arena

Northwestern St. - 58

Record: 0-1

NO.	Name		Min	FG	3P	FT	Rebounds			Fouls	TP	AS	TO	ST	Blocks		+/-		
				M-A	M-A	M-A	OR	DR	TOT	P	BS	BA							
11	Jamaure Gregg	F	18:17	4-8	1-2	2-2	0	4	4	2	1	11	0	1	1	0	-8		
35	Dalin Williams	F	13:42	2-2	0-0	0-0	0	3	3	2	0	4	0	0	1	0	-7		
0	C. J. Jones	G	17:56	2-3	0-1	1-3	0	2	2	2	3	5	4	3	0	0	-10		
10	Jairus Roberson	G	22:04	2-9	1-7	2-3	0	1	1	1	1	7	1	2	1	0	-19		
30	Trenton Massner	G	18:43	3-8	1-3	1-2	1	1	2	1	1	8	0	4	0	0	-18		
15	Jovan Zelenbaba		18:08	1-5	0-1	0-0	0	4	4	3	0	2	0	1	0	0	-22		
1	LaTerrance Reed		18:47	2-3	2-3	0-0	1	1	2	2	0	6	0	2	0	0	-21		
3	Brian White		12:11	1-2	0-0	0-1	0	0	0	1	1	2	0	1	0	0	-19		
32	Larry Owens		12:27	1-5	0-0	2-4	0	0	0	1	3	4	2	1	0	0	-20		
12	Carvell Teasett		14:19	0-8	0-5	0-0	0	0	0	0	0	0	0	1	2	0	-22		
4	Kendal Coleman		14:35	3-7	0-0	2-3	5	5	10	2	2	8	0	0	0	0	-15		
34	Robert Chougkaz		06:54	0-0	0-0	0-0	1	1	2	1	0	0	0	1	0	0	-16		
2	John Norvel		11:57	0-1	0-1	1-2	0	1	1	3	2	1	0	1	0	0	-18		
Team							0 1 1			0			0						
Totals				21-61		5-23	11-20	8	24	32	21	14	58	8	19	2	1	2	-43

Technical Fouls: NONE

Texas Tech - 101

Record: 1-0

NO.	Name	Min	FG M-A	3P M-A	FT M-A	Rebounds OR DR TOT	Fouls PF FO	TP	AS	TO	ST	Blocks BS	BA	+/-
14	Marcus Santos-Silva	F 18:18	4-6	0-0	2-2	5 8 13	1 2 10	1	1	1	1	0	0	26
0	Mac McClung	G 20:39	6-9	2-3	6-6	1 0 1	1 5 20	3	0	3	0	0	0	41
1	Terrence Shannon, Jr.	G 19:02	5-10	1-3	5-6	0 5 5	1 4 16	0	0	2	0	0	0	20
5	Micah Peavy	G 18:02	7-10	0-0	0-1	4 5 1	2 14 3	3	1	3	0	0	0	34
11	Kyler Edwards	G 21:10	4-7	1-3	1-2	0 5 5	1 1 10	7	0	1	0	0	0	41
2	Jamarius Burton	21:27	2-5	0-1	0-0	0 1 1	1 1 4	5	2	0	0	0	0	44
25	Nimari Burnett	19:04	1-7	0-2	0-0	0 1 1	1 1 2	2	2	1	0	0	0	8
24	Joel Ntambwe	20:32	3-6	3-4	0-0	1 5 6	2 0 9	2	2	0	0	0	0	-1
10	Tyreek Smith	11:42	3-4	0-0	1-3	3 1 4	2 2 7	1	0	1	0	0	0	8
3	Clarence Nadolny	11:35	0-0	0-0	1-2	0 4 4	2 1 1	1	0	1	0	0	0	-4
21	Avery Benson	08:08	1-2	0-1	1-4	1 1 2	0 2 3	1	1	1	0	0	0	0
23	Chibuzo Agbo	10:21	2-4	1-3	0-0	1 2 3	1 0 5	0	0	0	0	0	0	-2
Team						1 0 1	0 0 0							
Totals			38-70	8-20	17-26	14 37 51	14 21 101	25 10	13	2	1	4	3	

Technical Fouls: NONE

	NSU	TTU
Biggest lead	0 (1 st 20:00)	47 (2 nd 9:57)
Best Scoring Run	5 (1 st 10:21)	13 (2 nd 19:12)
Lead Changes	0	0
Times Tied	0	0
Time with Lead	00:00	38:43

Points from	NSU	TTU
Turnovers	10	31
Paint	22	46
Second Chance	9	14
Fast Breaks	3	19
Bench	23	31

Period by Period Scoring			
	1st	2nd	TOT
NSU	29	29	58
TTU	57	44	101

Shooting By Period
1 st FG% 21-36 58.3%
3PT% 4-10 40.0%
FT% 11-14 78.6%
2 nd FG% 17-34 50.0%
3PT% 4-10 40.0%
FT% 6-12 50.0%
GM FG% 38-70 54.3%
3PT% 8-20 40.0%
FT% 17-26 65.4%
Dead Ball Rebounds: 3, 0

G2 No. 14 Texas Tech 84, Sam Houston 52

Nov. 27, 2020 | Lubbock, Texas | United Supermarkets Arena

Sam Houston St. - 52

Record: 0-2

NO.	Name		Min	FG M-A	3P M-A	FT M-A	Rebounds OR DR TOT	Fouls PF FO	TP	AS	TO	ST	Blocks BS BA	+/-	
1	Manny Crump	F	14:55	1-3	0-0	0-1	1 0 1	5 4 2	2	1	0	0	1	0	-13
12	Tristan Ikpe	F	30:20	3-8	0-1	1-2	2 4 6	4 3 7	0	5	1	1	0	0	-27
3	Demarkus Lampley	G	24:39	4-12	2-9	2-2	0 3 3	1 1 12	0	0	1	0	0	0	-8
10	Zach Nutall	G	30:54	5-17	0-3	4-4	2 4 6	1 2 14	1	3	0	0	0	0	-26
24	Donte Powers	G	17:07	1-1	1-1	0-0	0 1 1	3 0 3	2	2	0	0	0	0	-4
0	Bryce Monroe		20:50	2-6	1-1	6-6	0 0 0	5 3 11	1	5	1	0	0	0	-14
11	Javion May		22:35	0-3	0-1	1-4	2 2 4	2 3 1	0	1	0	3	0	0	-27
13	Pierce Hellums		18:36	1-3	0-1	0-0	2 2 4	1 1 2	0	1	0	0	0	0	-22
22	Dylan Robertson		11:37	0-0	0-0	0-2	0 1 1	4 2 0	0	0	1	1	0	0	-10
5	Terryonte Thomas		06:45	0-1	0-1	0-0	0 0 0	1 0 0	0	0	0	0	0	0	-8
2	Jarren Cook		01:42	0-0	0-0	0-0	0 0 0	0 0 0	0	0	0	0	0	0	-1
Team							1 1 2	0 0 0			0 0 0				
Totals				17-54	4-18	14-21	10 18 28	27 19	52	5	18	7	2	1	-32

Technical Fouls: NONE

Texas Tech - 84

Record: 2-0

NO.	Name	Min	FG M-A	3P M-A	FT M-A	Reb OR	DR	Fouls PF	TP	AS	TO	ST	Blocks BS	BA	+/-																	
14	Marcus Santos-Silva	F 18:55	5-6	0-0	2-2	4	6	10	1	2	12	1	1	1	0	25																
0	Mac McClung	G 20:48	7-12	2-3	2-2	0	2	2	1	4	18	2	0	1	1	0	26															
1	Terrence Shannon, Jr.	G 21:50	4-6	0-1	2-3	1	4	5	1	5	10	3	1	0	0	1	18															
5	Micah Peavy	G 16:42	0-2	0-0	0-2	1	0	1	3	1	0	2	1	0	0	0	21															
11	Kyler Edwards	G 21:14	1-6	1-4	6-6	0	3	3	1	3	9	2	2	0	0	0	27															
2	Jamarius Burton	19:25	2-4	2-2	2-2	0	3	3	1	3	8	2	0	0	0	0	26															
24	Joel Ntambwe	15:28	2-4	0-1	1-2	0	4	4	1	2	5	1	2	0	0	0	5															
25	Nimari Burnett	20:48	2-5	1-3	3-4	0	1	1	3	2	8	0	2	2	0	0	1															
10	Tyreek Smith	12:46	1-1	0-0	2-2	0	2	1	1	4	0	0	0	0	0	0	6															
3	Clarence Nadolny	12:52	0-2	0-1	5-5	0	0	0	3	2	5	1	3	2	0	0	4															
21	Avery Benson	09:10	1-1	0-0	0-0	1	0	1	2	1	2	2	0	0	0	0	2															
23	Chibuzo Agbo	10:02	1-3	1-2	0-1	0	2	2	1	1	3	0	0	0	0	1	-1															
Team						0 2 2						0 0 0																				
Totals			26-52		7-17		25-31		7		29		36		19		27		84		16		12		6		1		2		32	

Technical Fouls: NONE

	SAM	TTU
Biggest lead	0 (1 st 20:00)	38 (2 nd 3:29)
Best Scoring Run	7 (2 nd 1:42)	16 (1 st 7:16)
Lead Changes	0	0
Times Tied	1	0
Time with Lead	00:00	38:26

Points from	SAM	TTU	Period by Period Scoring			
Turnovers	14	23		1st	2nd	TOT
Paint	20	22	SAM	15	37	52
Second Chance	7	13				
Fast Breaks	2	6	TTU	43	41	84
Bench	14	35				

G3 No. 17 Houston 64, No. 14 Texas Tech 53

Nov. 29, 2020 | Fort Worth, Texas | Dickies Arena

Texas Tech - 53

Record: 2-1

NO.	Name		Min	FG M-A	3P M-A	FT M-A	Rebounds DR OT TOT	Fouls PF	TP	AS	TO	ST	Blocks BS BA	+/-	
14	Marcus Santos-Silva	F	24:40	2-3	0-0	0-1	2 3 5	3 2 4	1	6	1	0	0	-18	
0	Mac McClung	G	37:01	3-11	0-6	10-14	1 2 3	4 9 16	1	1	0	0	0	-12	
1	Terrence Shannon, Jr.	G	26:07	2-8	1-3	0-0	1 3 4	2 3 5	0	1	1	1	1	-3	
5	Micah Peavy	G	27:07	6-8	0-0	0-3	2 2 4	5 4 12	1	2	0	0	0	-14	
11	Kyler Edwards	G	34:23	2-7	1-5	0-3	1 5 6	3 2 5	5	3	1	0	0	-17	
2	Jamarius Burton		25:05	2-3	1-1	1-1	0 1 1	2 1 6	1	3	1	0	0	0	
24	Joel Ntambwe		04:58	0-2	0-0	0-0	0 0 0	1 0 0	0	0	0	0	0	-4	
25	Nimari Burnett		08:36	0-2	0-1	0-0	0 0 0	0 0 0	0	0	2	0	0	7	
10	Tyreek Smith		05:11	0-1	0-0	2-2	1 3 4	1 1 2	0	1	0	1	0	5	
3	Clarence Nadolny		01:50	0-0	0-0	0-0	0 0 0	1 0 0	0	0	0	0	0	1	
23	Chibuzo Agbo		03:17	1-1	1-1	0-0	0 0 0	0 0 0	3	0	1	0	0	-2	
21	Avery Benson		01:45	0-0	0-0	0-0	0 1 1	0 0 0	0	0	0	0	0	2	
Team							3 0 3				0	18			
Totals				18-46	4-18	13-24	11 20 31	22 22	53	7	18	3	3	4	-11

Technical Fouls: Peavy 2nd 12:55

Houston - 64

Record: 3-0

			FG	3P	FT	Rebounds	Fouls	TP	AS	TO	ST	Blocks			
NO.	Name	Min	M-A	M-A	M-A	OR	DR	PF	FD			BS	BA	+/-	
4	Justin Gorham	F 32:31	2-3	1-2	4-4	3	4	7	3	9	0	0	1	0	12
55	Brisen Gresham	F 28:32	0-1	0-0	0-0	3	3	6	3	0	0	0	2	3	0
0	Marcus Sasser	G 34:28	5-15	3-8	4-4	1	2	3	3	17	1	3	1	0	15
3	DeJon Jarreau	G 30:04	3-10	1-4	1-2	2	7	9	4	1	8	5	1	3	0
24	Quentin Grimes	G 38:18	1-8	1-8	2-4	4	3	7	3	15	2	3	1	1	12
2	Caleb Mills	11:13	2-5	0-0	0-0	0	1	1	1	4	1	1	2	0	5
13	J'Wan Roberts	02:36	0-0	0-0	0-0	0	0	0	2	0	0	0	0	0	0
12	Tramon Mark	18:36	3-5	0-2	5-7	0	2	2	4	11	0	2	0	0	-1
32	Reggie Chaney	01:58	0-0	0-0	0-0	0	0	0	0	0	0	0	0	0	-1
1	Jamal Shead	01:44	0-0	0-0	0-0	0	0	0	1	0	0	0	1	0	-4
Team						0	1	1		0		2			
Totals			20-57	8-24	16-21	13	23	36	24	21	64	9	14	4	3

G6 No. 17 Texas Tech 51, Abilene Christian 44
Dec. 9, 2020 | Lubbock, Texas | United Supermarkets Arena

Shooting By Period		
1 st FG%	5-21	23.8%
3PT%	2-9	22.2%
FT%	2-4	50%
2 nd FG%	11-24	45.8%
3PT%	4-9	44.4%
FT%	4-5	80%
GM FG%	16-45	35.6%
3PT%	6-18	33.3%
FT%	6-9	66.7%

Dead Ball Rebounds: 5, 0

Shooting By Period		
1 st	FG%	8-25 32.0%
	3PT%	2-8 25.0%
	FT%	5-12 41.7%
2 nd	FG%	4-18 22.2%
	3PT%	0-7 0.0%
	FT%	20-25 80%
GM	FG%	12-43 27.9%
	3PT%	2-15 13.3%
	FT%	25-37 67.6%

Dead Ball Rebounds: 9, 0

	ACU	TTU	Points from Turnovers	ACU	TTU	Period by Period Scoring			
Biggest lead	3 (1 st 14:24)	14 (1 st 5:02)	Paint	11	17	ACU	1st	2nd	TOT
Best Scoring Run	9 (2 nd 14:20)	12 (1 st 8:46)	Second Chance	2	11		14	30	44
Lead Changes	5	5	Fast Breaks	1	11	TTU	23	28	51
Times Tied	6	6	Bench	15	10				
Time with Lead	06:56	28:39							

G8 No. 5 Kansas 58, No. 14 Texas Tech 57
Dec. 17, 2020 | Lubbock, Texas | United Supermarkets Arena

Shooting By Period		
1st	FG%	9-22 40.9%
	3PT%	2-8 25.0%
	FT%	9-10 90%
2nd	FG%	10-25 40.0%
	3PT%	4-10 40.0%
	FT%	5-5 100%
3rd	FG%	19-47 40.4%
	3PT%	6-18 33.3%
	FT%	14-15 93.3%

Dead Ball Rebounds: 1, 0

Shooting By Period		
1st	FG%	9-28 32.1%
	3PT%	3-10 30.0%
	FT%	5-7 71.4%
2nd	FG%	11-34 32.4%
	3PT%	3-13 23.1%
	FT%	6-11 54.5%
3rd	FG%	20-62 32.3%
	3PT%	6-23 26.1%
	FT%	11-18 61.1%

Dead Ball Rebounds: 2, 0

	KAN	TTU	Points from	KAN	TTU	Period by Period Scoring			
Biggest lead	8 (2 nd 19:20)	7 (2 nd 9:55)	Turnovers	6	8		1st	2nd	TOT
Best Scoring Run	7(2 nd 8:18)	12(2 nd 15:41)	Paint	22	26	KAN	29	29	58
Lead Changes		5	Second Chance	5	16				
Times Tied		8	Fast Breaks	2	0				
Time with Lead	16:59	17:05	Bench	9	8	TTU	26	31	57

G9

No. 15 Texas Tech 69, Oklahoma 67
Dec. 22, 2020 | Norman, Oklahoma | Lloyd Noble Center

Texas Tech - 69				Record: 7-2 (1-1)											
NO.	Name		Min	FG M-A	3P M-A	FT M-A	Rebounds OR DR TOT	Fouls PF FD	TP	AS	TO	ST	Blocks BS BA	+/-	
14	Marcus Santos-Silva	F	30:11	9-13	0-0	0-0	3 4 7	5 2	18	1	3	1	0	0	6
0	Mac McClung	G	33:57	5-14	0-4	6-6	0 1 1	3 5	16	4	2	0	1	2	-5
1	Terrence Shannon, Jr.	G	32:47	8-12	2-4	3-4	0 1 1	5 2	21	1	2	2	0	0	10
2	Jamarius Burton	G	31:12	3-6	0-0	0	1 3 4	2 1	6	0	1	2	0	1	11
5	Micah Peavy	G	25:11	0-5	0-1	0-0	2 2 4	3 1	0	1	1	0	0	1	-1
10	Tyreek Smith		01:21	0-0	0-0	0-0	0 0 0	0 0 0	0	0	1	0	0	0	-3
11	Kyler Edwards		31:16	1-4	1-3	0-0	0 0 0	3 2	3	3	1	1	0	0	1
25	Nimari Burnett		14:05	2-3	1-2	0-0	0 0 0	1 0 5	5	0	0	0	0	0	-9
Team							1 2 3		0	0	2				
Totals					28-57	4-14	9-10	7 22 29	22 13	69	10	13	6	2 4	2

Shooting By Period	
1st FG%	17-29 58.6%
3PT%	3-8 37.5%
FT%	3-3 100%
2nd FG%	11-28 39.3%
3PT%	1-6 16.7%
FT%	6-7 85.7%
GM FG%	28-57 49.1%
3PT%	4-14 28.6%
FT%	9-10 90.0%

Dead Ball Rebounds: 1, 0

Technical Fouls:NONE

Oklahoma - 67		Record: 5-2 (1-1)												
NO. Name		Min	FG M-A	3P M-A	FT M-A	Rebounds OR DR TOT	Fouls PF FD	TP	AS	TO	ST	Blocks BS BA	+/-	
35 Brady Manek	F	23:02	1-7	0-1	0-0	0 2 2	2 1	2	1	3	0	3 0 0	-11	
52 Kur Kuath	F	10:48	1-2	0-0	0-0	0 0 0	0 0	0	0	0	0	0 0	-4	
11 De'Vion Harmon	G	38:22	5-11	2-2	5-6	0 2 2	1 4	17	1	1	2	0 2 5	5	
12 Austin Reaves	G	34:04	4-14	1-4	4-6	2 2 4	2 7	13	3	4	0	1 0 0	-7	
15 Alondes Williams	G	11:13	2-3	0-1	1-1	1 1 2	2 1	5	1	0	1	0 0 2	2	
2 Umoja Gibson		20:41	4-8	3-6	0-0	0 1 1	0 1	11	0	1	0	0 0	-5	
0 Victor Iwuakor		25:00	2-5	0-0	4-10	6 4 10	4 6	8	0	1	2	0 0	4	
24 Elijah Harkless		12:07	2-2	0-0	0-0	1 1 1	0 0	4	1	1	1	0 0	-2	
1 Jalen Hill		21:10	1-2	0-1	3-4	1 5 6	2 2	5	2	3	1	0 0	7	
3 Trey Phipps		03:33	0-0	0-0	0-0	0 1 1	0 0	0	0	0	0	0 0	1	
Team						4 3 7		0		2				
Totals			22-54	6-15	17-27	14 22 36	13 22	67	9	16	7	4 2 -2		

Shooting By Period	
1st FG%	12-27 44.4%
3PT%	1-4 25.0%
FT%	7-11 63.6%
2nd FG%	10-27 37.0%
3PT%	5-11 45.5%
FT%	10-16 62.5%
GM FG%	22-54 40.7%
3PT%	6-15 40.0%
FT%	17-27 63.0%

Dead Ball Rebounds: 6, 0

Technical Fouls:NONE

TTU		OU		Points from Turnovers		Paint		Second Chance		Fast Breaks		Bench	
Biggest lead	10 (1 st 0:29)	2 (1 st 18:37)		11	16	40	20	2	7	7	18	8	28
Best Scoring Run	9 (1 st 0:29)	7 (2 nd 15:29)											
Lead Changes	2												
Times Tied	1												
Time with Lead	38:30	00:27											

Game Notes:Actual attendance 1328 ♦ Tickets sold: 2335 ♦

G10

No. 13 Texas Tech 79, Incarnate Word 51
Dec. 29, 2020 | Lubbock, Texas | United Supermarkets Arena

Incarnate Word - 51				Record: 1-4											
NO. Name	Min	FG M-A	3P M-A	FT M-A	Rebounds OR DR TOT	Fouls PF FD	TP	AS	TO	ST	Blocks BS BA	+/-			
23 Godsgift Ezedinma	F 16:49	0-4	0-2	0-0	1 2 3	5 0	0	0	1	0	0 0	-25			
2 Keaston Willis	G 27:59	2-9	1-4	8-11	0 5 5	1 6	13	0	4	1	0 2	-19			
5 Brandon Swaby	G 21:25	3-5	2-3	2-2	0 3 3	2 1	10	0	3	1	0 0	-16			
12 Dakota Reber	G 15:16	1-3	1-3	0-0	1 0 1	1 1	3	0	1	0	0 0	-20			
25 Des Balentine	G 36:32	3-5	0-0	0-0	0 3 3	3 1	6	2	4	0	0 0	-22			
15 Marcus Larsson	22:47	1-1	0-0	4-6	0 4 4	2 4	6	0	2	2	0 0	-10			
13 Josh Morgan	24:41	1-3	0-1	2-2	0 0 0	2 1	4	0	4	0	0 1	-17			
1 Bradley Akhile	26:36	2-10	0-3	1-1	2 2 4	2 1	5	0	0	0	1 2	-12			
21 Thomas Zevgaras	07:55	2-2	0-0	0-0	0 2 2	3 0	4	0	1	0	1 0	1			
Team					3 2 5		0		0						
Totals		15-42	4-16	17-22	7 23 30	21 15	51	2	20	4	2 5	-28			

Shooting By Period	
1st FG%	5-21 23.8%
3PT%	0-6 0.0%
FT%	9-11 81.8%
2nd FG%	10-21 47.6%
3PT%	4-10 40.0%
FT%	8-11 72.7%
GM FG%	15-42 35.7%
3PT%	4-16 25.0%
FT%	17-22 77.3%

Dead Ball Rebounds: 4, 0

Technical Fouls:NONE

Texas Tech - 79				Record: 8-2											
NO.	Name	Min	FG M-A	3P M-A	FT M-A	Rebounds OR DR TOT	Fouls PF FD	TP	AS	TO	ST	Blocks BS BA	+/-		
14	Marcus Santos-Silva	F 16:34	4-7	0-0	3-8	2 2 4	3 4	11	1	0	1	0 0	21		
0	Mac McClung	G 23:17	3-7	1-3	1-1	2 5 7	1 1	8	3	3	2	0 0	20		
1	Terrence Shannon, Jr.	G 21:13	2-6	0-2	1-1	1 1 2	0 4	5	2	0	0	0 0	15		
2	Jamarius Burton	G 18:45	2-5	0-0	0-0	1 0 1	1 0	4	0	0	2	0 0	18		
5	Micah Peavy	G 15:58	3-7	0-0	1-2	4 0 4	2 2	7	0	0	0	0 1	17		
10	Tyreek Smith	10:23	1-2	0-1	1-2	1 1 2	3 1	3	1	1	0	2 0	-1		
11	Kyler Edwards	20:09	2-6	2-4	4-4	1 7 8	0 2	10	2	0	0	2 0	14		
25	Nimari Burnett	18:01	2-6	0-2	2-2	0 1 1	1 3	6	4	1	0	1 0	12		
15	Kevin McCullar	11:35	5-9	0-2	1-1	3 0 3	2 1	11	2	0	0	0 0	14		
23	Chibuzo Agbo	15:21	1-4	1-3	0-0	0 0 0	1 0	3	1	0	0	0 0	3		
3	Clarence Nadolny	12:07	0-2	0-1	0-1	1 1 2	0 1	0	0	0	0	0 1	0		
21	Avery Benson	08:30	2-2	2-2	0-0	0 2 2	0 0	6	1	0	0	0 0	3		
50	Vladislav Goldin	08:07	2-3	0-0	1-1	0 0 0	1 2	5	0	0	0	0 0	4		
Team						1 1 2		0							
Totals			29-66	6-20	15-23	17 21 38	15 21	79	17	7	5	5 2	28		

Technical Fouls:NONE

UIW		TTU		Points from Turnovers		Paint		Second Chance		Fast Breaks		Bench	
Biggest lead	0 (1 st 20:00)	30 (2 nd 13:30)		2	26	16	42	3	20	3	6	19	44
Best Scoring Run	6 (2 nd 9:08)	13 (1 st 7:36)											
Lead Changes	0												
Times Tied	0												
Time with Lead	00:00	39:01											

G12

No. 18 Texas Tech 82, Kansas State 71
Jan. 5, 2021 | Lubbock, Texas | United Supermarkets Arena

Oklahoma St. - 82												Record: 7-2 (1-2)											
NO. Name		Min	FG M-A	3P M-A	FT M-A	Rebounds OR DR TOT			Fouls PF FD		TP	AS	TO	ST	Blocks BS BA		+/-						
12	Matthew-Alexander Moncrieffe	F 15:29	2-7	0-0	0-0	0	0	0	4	0	4	1	2	1	0	2	0						
0	Avery Anderson, III	G 40:14	6-7	1-1	4-4	0	6	6	3	2	17	1	1	2	0	1	2						
2	Cade Cunningham	G 38:44	3-12	1-3	6-7	0	7	7	5	5	13	4	2	4	0	0	7						
13	Isaac Likekele	G 39:06	7-14	1-2	2-4	3	4	7	3	5	17	3	2	3	2	3	5						
14	Bryce Williams	G 35:48	5-9	3-5	2-2	2	2	4	2	4	15	3	1	2	0	1	5						
5	Rondell Walker	27:08	2-7	2-6	0-0	1	1	2	2	1	6	1	2	0	0	1	8						
22	Kalib Boone	14:35	1-2	0-0	3-6	1	5	6	5	3	5	0	3	0	0	0	0						
20	Keylan Boone	12:19	2-5	0-2	1-1	1	1	2	2	1	5	1	0	0	0	0	-1						
31	Ferron Flavors Jr.	01:37	0-0	0-0	0-0	0	0	0	0	0	0	0	0	0	0	0	-1						
Team						4	1	5			0		0										
Totals			28-63	8-19	18-24	12	27	39	26	21	82	14	13	12	0	8	5						

Shooting By Period	
1st FG%	12-27 44.4%
3PT%	5-12 41.7%
FT%	8-8 100%
2nd FG%	11-25 44.0%
3PT%	2-6 33.3%
FT%	7-13 53.8%
OT FG%	5-11 45.5%
3PT%	1-1 100.0%
FT%	3-3 100%
GM FG%	28-63 44.4%
3PT%	8-19 42.1%
FT%	18-24 75.0%

Dead Ball Rebounds: 3, 0

Technical Fouls:NONE

Texas Tech - 77				Record: 8-3 (1-2)											
NO.	Name	Min	FG M-A	3P M-A	FT M-A	Rebounds OR DR TOT	Fouls PF FD	TP	AS	TO	ST	Blocks BS BA	+/-		
14	Marcus Santos-Silva	F 23:52	2-4	0-0	3-4	3 2 5	3 4	7	0	1	0	4 0	-8		
0	Mac McClung	G 36:40	7-15	3-7	4-7	0 3 3	5 4	21	0	3	0	0 0	3		
1	Terrence Shannon, Jr.	G 39:34	4-5	1-2	4-5	3 4 7	1 4	13	1	3	1	0 0	5		
2	Jamarius Burton	G 12:58	0-2	0-1	0-0	0 1 1	0	0	2	1	0	0 0	-10		
15	Kevin McCullar	G 3:02	2-11	0-1	5-7	2 2 4	4 4	9	2	1	2	1 0	1		
11	Kyler Edwards	35:59	5-11	4-9	4-6	0 7 7	3 4	18	3	4	0	0 0	-3		
5	Micah Peavy	08:55	0-3	0-0	0	1 0 1	1 0	0	0	1	0	0 0	-7		
25	Nimari Burnett	22:00	0-2	0-2	5-5	0 1 1	1 3	5	1	0	0	2 0	9		
10	Tyreek Smith	07:46	2-2	0-0	0-1	0 3 3	1 1	4	0	0	0	1 0	4		
21	Avery Benson	04:14	0-0	0-0	0-0	0 2 2	2 2	0	1	0	0	0 0	-1		
Team						1 1 2		0	0	0	0				
Totals			22-55	8-22	25-35	10 26 36	21 26	77	10	14	3	8 0	-5		

G13

No. 15 Texas Tech 91, Iowa State 64
Jan. 9, 2021 | Ames, Iowa | Hilton Coliseum

Texas Tech - 91		Record: 10-3 (3-2)														
NO.	Name	Min	FG M-A	3P M-A	FT M-A	Rebounds OR DR TOT	Fouls PF FD	TP	AS	TO	ST	Blocks BS BA	+/-			
14	Marcus Santos-Silva	F 20:39	3-5	0-0	0-0	1 3 4	2 2 2	6	1	2	2	0	0	18		
0	Mac McClung	G 31:16	8-10	1-3	1-2	0 2 2	1 2 18	1	3	0	0	0	0	18		
5	Micah Peavy	G 19:41	2-5	0-0	2-2	1 0 1	4 3 6	3	0	2	0	0	0	6		
11	Kyler Edwards	G 29:31	6-9	3-5	4-5	0 4 4	2 5 19	3	0	1	0	0	23			
15	Kevin McCullar	G 26:39	5-8	0-1	5-6	3 8 11	1 3 15	0	1	2	1	0	18			
10	Tyreek Smith	09:02	1-1	0-0	0-0	1 3 4	2 1 2	2	0	0	0	1	0	1		
1	Terrence Shannon, Jr.	26:29	3-8	1-2	4-4	1 4 5	1 2 11	6	3	2	0	0	37			
2	Jamarius Burton	22:14	4-8	1-5	0-0	0 0 0	0 1 9	0	0	1	0	0	19			
21	Avery Benson	03:30	1-1	1-1	0-0	0 0 0	0 0 3	0	1	0	0	0	-2			
23	Chibuzo Agbo	05:07	0-0	0-0	0-0	0 0 0	0 0 0	0	0	0	0	0	0	0		
50	Vladislav Goldin	03:27	0-0	0-0	0-0	0 0 0	1 0 0	0	0	0	1	0	0	0		
3	Clarence Nadolny	02:25	0-1	0-1	2-2	0 2 2	0 1 2	1	0	0	0	0	-3			
Team						0 0 0		0	0							
Totals			33-56	7-18	18-21	7 26 33	14 20 91	15	10	11	2	0	27			

Technical Fouls:NONE

Iowa State - 64			Record: 2-7 (0-5)																
NO.	Name	Min	FG M-A	3P M-A	FT M-A	Rebounds OR DR TOT	Fouls PF FD	TP	AS	TO	ST	Blocks BS BA	+/-						
13	Javan Johnson	F 37:38	6-16	2-5	0-0	2 6 8	2 0 0	14	4	2	2	0 1	-25						
33	Solomon Young	F 30:48	6-10	0-0	3-3	0 3 3	4 5 15	0	0	0	0	0 0	-14						
3	Tre Jackson	G 19:00	1-4	1-3	0-0	2 0 2	2 3 3	3	1	0	0	0 0	-21						
5	Jalen Coleman-Lands	G 31:40	4-9	2-6	1-1	0 1 1	3 3 11	1	3	1	0	0 0	-23						
45	Rasir Bolton	G 31:50	6-11	1-2	2-2	0 3 3	2 1 15	2	5	0	0	1 1	-20						
1	Tyler Harris	09:59	0-2	0-2	0-0	0 0 0	0 0 0	0	1	1	0	0 0	-7						
21	Jaden Walker	07:57	0-1	0-0	0-0	0 2 2	5 1 0	0	0	1	2	0 0	-10						
4	George Condit	09:12	1-2	0-0	0-0	1 1 2	1 0 2	1	1	1	0	0 0	-3						
55	Darlinstone Dubar	14:23	2-3	0-0	0-0	1 2 3	0 1 4	0	2	1	0	0 0	-11						
11	Dudley Blackwell	07:33	0-1	0-0	0-1	0 0 0	1 0 0	0	0	0	0	0 0	-1						
Team										2 0 2									
Totals					26:59 6-18 6-7 8 18 26					20 14 64					10 15 6 0 2 -27				

Technical Fouls:NONE

TTU		ISU		Points from		Turnovers		Paint		Second Chance		Fast Breaks		Bench	
Biggest lead	30 (2 nd 2:45)	2 (1 st 19:42)		TTU	ISU	24	4	42	22	11	13	17	2	27	6
Best Scoring Run	12 (1 st 7:25)	6 (2 nd 0:58)		TTU	ISU	54	37	91							
Lead Changes	3			TTU	ISU	30	34	64							
Times Tied	1														
Time with Lead	37:53	01:49													

Game Notes:Fouled Out: ISU #21 Walker (7:33) ♦

G14

No. 15 Texas Tech 79, No. 4 Texas 77
Jan. 13, 2021 | Austin, Texas | Frank Erwin Center

Texas Tech - 79			Record: 11-3 (4-2)													
NO.	Name	Min	FG M-A	3P M-A	FT M-A	Rebounds OR DR TOT	Fouls PF FD	TP	AS	TO	ST	Blocks BS BA	+/-			
14	Marcus Santos-Silva	F 22:30	4-5	0-0	4-5	2 2 4	5 3 12	0	2	0	2	0	5			
0	Mac McClung	G 35:52	6-14	2-3	8-10	1 4 5	2 6 22	2	1	1	0	1	6			
5	Micah Peavy	G 19:56	2-8	0-0	0-0	1 1 2	4 0 4	0	0	0	0	2	-4			
11	Kyler Edwards	G 31:57	2-7	2-5	1-2	1 5 6	2 3 7	1	1	2	2	0	7			
15	Kevin McCullar	G 25:12	6-7	2-2	2-3	2 6 8	3 2 16	1	0	0	0	0	1			
1	Terrence Shannon, Jr.	33:36	4-13	1-8	5-6	1 6 7	2 3 14	2	1	1	0	1	0			
2	Jamarius Burton	18:59	1-6	0-1	2-2	0 0 0	5 2 4	1	1	0	0	2	0			
10	Tyreek Smith	09:19	0-0	0-0	0-0	0 1 1	0 0 0	0	0	0	0	1	-6			
21	Avery Benson	01:25	0-0	0-0	0-0	0 0 0	0 0 0	0	0	0	0	0	0			
3	Clarence Nadolny	01:14	0-0	0-0	0-0	0 0 0	0 0 0	0	0	0	0	0	1			
Team								2	1	3						
Totals			25-60	7-19	22-28	10 26 36	23 19 79	7 7 4	5	6	2					

Shooting By Period		
1st	FG%	10-27 37.0%
	3PT%	2-8 25.0%
	FT%	16-19 84.2%
2nd	FG%	15-33 45.5%
	3PT%	5-11 45.5%
	FT%	6-9 66.7%
GM FG%	25-60	41.7%
	3PT%	7-19 36.8%
	FT%	22-28 78.6%

Dead Ball Rebounds: 4.

Technical Fouls:McCullar 1st5:28

Texas - 77		Record: 10-2 (4-1)														
NO.	Name	Min	FG M-A	3P M-A	FT M-A	Rebounds OR DR TOT	Fouls PF FD	TP	AS	TO	ST	Blocks BS BA	+/-			
4	Greg Brown	F 22:33	2-5	2-3	3-5	3 6 9	3 3 9	0	2	0	4	2	-1	1 st FG% 15-30 50.0%		
20	Jericho Sims	F 33:29	5-7	0-0	6-14	3 2 5	2 10 16	1	2	0	2	0	-5		3 ^{PT} 8:14 57.1%	
1	Andrew Jones	G 33:51	7-11	4-6	2-2	2 1 3	2 2 20	1	3	1	0	0	-6	FT% 10:17 58.8%		
2	Matt Coleman III	G 36:22	3-12	3-6	4-4	1 5 6	2 2 13	3	3	1	0	0	1	2 nd FG% 8:24 33.3%		
3	Courtney Ramey	G 33:03	5-14	4-8	1-2	0 4 4	2 3 15	4	3	0	0	1	-5	3 ^{PT} 5:11 45.5%		
22	Kai Jones	14:20	1-2	0-0	1-2	0 2 2	3 1 3	0	0	0	0	0	1	FT% 8:14 57.1%		
30	Brock Cunningham	17:14	0-1	0-1	0-0	2 3 5	1 0 0	0	0	0	0	0	7	GM FG% 23:54 42.6%		
5	Royce Hamm Jr.	04:37	0-0	0-0	1-2	0 1 1	3 1 1	0	0	0	0	0	0	3 ^{PT} 13:25 52.0%		
10	Donovan Williams	04:31	0-2	0-1	0-0	0 0 0	1 0 0	0	1	0	0	0	-3	FT% 18:31 58.1%		
Team						3 2 5		0	1					Dead Ball Rebounds: 4.		
Totals		23:54	13-25	18-31	14 26 40	19 22 77	9 15 2	6	5	-2						

Technical Fouls:Team 1st2:11

TTU		TEX		Points from		Turnovers		Paint		Second Chance		Fast Breaks		Bench	
Biggest lead	2 (2 nd 3:51)	12 (1 st 2:41)		TTU	TEX	19	0	26	18	14	12	6	9	18	4
Best Scoring Run	6 (2 nd 18:36)	8 (1 st 16:04)		TTU	TEX	38	41	79							
Lead Changes	5			TTU	TEX	48	29	77							
Times Tied	2														
Time with Lead	00:36	36:59													

G16

No. 11 West Virginia 88, No. 10 Texas Tech 87
Jan. 26, 2021 | Morgantown, West Virginia | WVU Coliseum

Texas Tech - 87			Record: 11-5 (4-4)														
NO.	Name	Min	FG M-A	3P M-A	FT M-A	Rebounds OR DR TOT	Fouls PF FD	TP	AS	TO	ST	Blocks BS BA	+/-				
14	Marcus Santos-Silva	F 15:45	4-5	0-0	1-2	1 1 2	4 1 9	0	0	0	0	0	0	-3			
0	Mac McClung	G 33:33	11-21	4-7	4-5	0 0 0	2 4 30	3	1	2	0	1	-1				
5	Micah Peavy	G 16:49	2-4	0-0	2-2	2 0 2	5 1 6	1	0	0	0	1	-1				
11	Kyler Edwards	G 28:25	3-9	2-4	0-0	0 3 3	0 1 8	0	0	2	0	0	-9				
15	Kevin McCullar	G 32:42	1-8	0-2	0-0	1 7 8	4 0 2	4	0	2	0	1	4				
1	Terrence Shannon, Jr.	30:09	6-13	1-3	2-2	4 4 8	2 4 15	2	1	1	1	1	-9				
3	Clarence Nadolny	17:28	1-2	0-1	1-1	0 1 1	1 1 2	3	3	0	0	0	6				
10	Tyreek Smith	06:22	1-2	0-0	0-0	0 1 1	1 0 2	0	0	0	0	0	1				
2	Jamarius Burton	16:41	4-7	1-3	0-0	1 4 5	0 1 9	1	0	0	0	0	4				
23	Chibuzo Agbo	02:06	1-2	1-1	0-0	1 0 1	1 0 3	0	0	0	0	0	3				
Team						1 1 2		0	0								
Totals			34-73	9-21	10-12	11 22 33	20 14 87	14	2	7	1	4	-1				

Shooting By Period			
1 st	FG%	16.35	45.7%
	3PT%	4.9	44.4%
	FT%	3.4	75%
2 nd	FG%	18.38	47.4%
	3PT%	5.12	41.7%
	FT%	7.8	87.5%
GM	FG%	34.73	46.6%
	3PT%	9-21	42.9%
	FT%	10-12	83.3%
Dead Ball Rebounds: 0, 0			

Technical Fouls:NONE

West Virginia - 88			Record: 11-4 (3-3)														
NO.	Name	Min	FG M-A	3P M-A	FT M-A	Rebounds OR DR TOT	Fouls PF FD	TP	AS	TO	ST	Blocks BS BA	+/-				
1	Derek Culver	F 18:10	4-8	0-0	2-6	3 6 9	2 5	10	1	2	0	0	0	6			
2	Jalen Bridges	F 19:48	5-8	3-4	0-1	2 3 5	3 2	13	0	0	0	2	0	8			
4	Miles McBride	G 33:13	7-12	3-4	7-8	0 7 7	3 5	24	6	3	1	0	0	18			
5	Jordan McCabe	G 24:14	3-4	1-1	3-5	0 3 3	0 3	10	2	3	1	0	0	-11			
12	Taz Sherman	G 28:44	3-5	1-1	3-4	0 1 1	0 2	10	1	0	0	0	0	0			
3	Gabe Osabuohien	20:17	0-0	0-0	0-2	0 3 3	2 2	0	2	2	0	1	0	0			
22	Sean McNeil	22:26	5-9	3-7	0-0	0 0 0	3 0	13	0	1	0	0	0	-11			
0	Kedrian Johnson	11:23	1-1	1-1	0-0	0 3 3	1 0	3	0	3	1	0	0	7			
11	Emmitt Matthews Jr.	20:12	2-5	0-1	1-1	0 3 3	0 1	5	2	0	0	0	0	-7			
23	Seny Ndiaye	01:33	0-0	0-0	0-0	0 0 0	0 0	0	0	0	0	1	0	0			
Team						0 0 0		0	0								
Totals			30:52	12-19	16-27	5 29 34	14 20	88	14	12	2	4	1	1			

Shooting By Period		
1 st	FG%	14-28 50.0%
	3PT%	6-10 60.0%
	FT%	5-9 55.6%
2 nd	FG%	16-24 66.7%
	3PT%	6-9 66.7%
	FT%	11-18 61.1%
GM	FG%	30-52 57.7%
	3PT%	12-19 63.2%
	FT%	16-27 59.3%

Dead Ball Rebounds: 6, 1

Technical Fouls:NONE

TTU		WVU		Points from		Turnovers		Paint		Second Chance		Fast Breaks		Bench
-----	--	-----	--	-------------	--	-----------	--	-------	--	---------------	--	-------------	--	-------

G17 No. 10 Texas Tech 76, LSU 71

Jan. 30, 2021 | Baton Rouge, Louisiana | Maravich Center

Texas Tech - 76														
Record: 12-5														
NO.	Name	Min	FG M-A	3P M-A	FT M-A	Rebounds OR DR TOT	Fouls PF FD	TP	AS	TO	ST	Blocks BS BA	+/-	
14	Marcus Santos-Silva	F 23:43	3-8	0-0	0-2	7 5 12	2 3	6	2	1	0	1	1	-2
0	Mac McClung	G 35:56	7-15	3-7	5-6	2 3 5	0 4	22	0	2	2	0	2	2
5	Micah Peavy	G 16:34	1-1	0-0	0-0	1 1 2	0 1	2	1	3	0	1	0	-6
11	Kyler Edwards	G 31:39	3-8	2-5	0-0	0 1 1	3 1	8	3	0	0	0	0	4
15	Kevin McCullar	G 32:21	5-10	0-1	0-0	1 5 6	4 1	10	3	3	0	0	0	13
1	Terrence Shannon, Jr.	29:42	6-13	2-6	9-10	2 8 10	3 5	23	0	1	2	0	0	10
2	Jamarius Burton	16:29	1-3	0-1	1-1	1 1 2	0 3	3	1	2	0	0	0	4
3	Clarence Nadoyny	01:33	0-0	0-0	0-0	0 0 0	1 0	0	0	1	0	0	0	-4
10	Tyreek Smith	04:23	0-0	0-0	0-0	0 0 0	0 0	0	0	0	0	0	0	-7
23	Chibuzo Agbo	07:40	0-3	0-3	2-2	1 0 1	0 1	2	0	0	0	0	0	11
Team														
Totals			26-62	7-23	17-21	16 25 41	13 19	76	10	13	4	2	3	5

Technical Fouls: NONE

LSU - 71														
Record: 11-5														
NO.	Name	Min	FG M-A	3P M-A	FT M-A	Rebounds OR DR TOT	Fouls PF FD	TP	AS	TO	ST	Blocks BS BA	+/-	
0	Mwani Wilkinson	F 21:04	0-0	0-0	0-0	1 1 2	2 0	0	2	2	0	1	0	-5
2	Trendon Watford	F 30:27	2-11	0-2	0-2	0 4 4	5 3	4	2	2	1	1	0	-9
4	Darius Days	F 21:22	4-5	2-3	1-2	4 5 9	2 1	11	0	1	1	0	0	6
1	Javonte Smart	G 36:56	12-18	4-7	1-2	0 0 0	0 2	1	29	1	2	3	0	-5
24	Cameron Thomas	G 38:28	6-20	3-9	10-11	0 0 0	1 5	25	0	3	2	1	1	-6
32	Shareef O'Neal	21:26	1-2	0-0	0-0	4 2 6	2 1	2	0	0	1	0	0	-3
11	Josh LeBlanc	18:16	0-0	0-0	0-1	1 5 6	5 2	0	1	0	2	0	0	-5
25	Eric Gaines	12:01	0-2	0-2	0-0	0 1 1	1 0	0	2	2	0	0	0	2
Team														
Totals			25-58	9-23	12-18	10 19 29	20 13	71	8	12	10	3	2	-5

Technical Fouls: Watford 2nd 9:16

		TTU	LSU
Biggest lead	5 (1 st 15:55)	8 (1 st 5:13)	
Best Scoring Run	12 (2 nd 0:01)	9 (1 st 10:08)	
Lead Changes	11		
Times Tied	8		
Time with Lead	09:02	25:06	

		TTU	LSU
Points from Turnovers	7	17	
Paint	32	26	
Second Chance	12	13	
Fast Breaks	11	10	
Bench	28	2	

Period by Period Scoring			
	1st	2nd	TOT
TTU	32	44	76
LSU	33	38	71

Shooting By Period		
1 st FG%	12-23	52.2%
3PT%	1-7	14.3%
FT%	7-8	87.5%
2 nd FG%	14-39	35.9%
3PT%	6-16	37.5%
FT%	10-13	76.9%
GM FG%	26-62	41.9%
3PT%	7-23	30.4%
FT%	17-21	81.0%

Dead Ball Rebounds: 3, 0

G18 No. 13 Texas Tech 57, No. 9 Oklahoma 52

Feb. 1, 2021 | Lubbock, Texas | United Supermarkets Arena

Oklahoma - 52														
Record: 11-5 (6-4)														
NO.	Name	Min	FG M-A	3P M-A	FT M-A	Rebounds OR DR TOT	Fouls PF FD	TP	AS	TO	ST	Blocks BS BA	+/-	
1	Jalen Hill	F 32:40	3-11	0-2	0-0	1 1 2	4 1	6	0	0	1	0	2	-9
52	Kur Kuath	F 11:18	0-2	0-0	0-0	1 2 3	2 0	0	0	1	1	0	0	2
2	Umoja Gibson	G 34:57	4-8	3-6	3-3	2 5 7	1 2	14	1	2	4	0	0	1
11	De'Von Harmon	G 35:03	4-15	0-6	4-5	0 2 2	1 3	12	1	1	2	0	2	-6
24	Elijah Harkless	G 37:33	3-8	1-4	0-1	1 6 7	4 3	7	1	3	0	0	0	1
35	Brady Manek	28:34	4-10	2-4	1-2	2 5 7	2 1	11	0	1	0	2	0	-6
0	Victor Iwuakor	19:55	0-0	0-0	2-2	2 0 2	2 1	2	0	1	0	0	0	-7
Team														
Totals			18-54	6-22	10-13	11 21 32	16 11	52	3	11	8	2	4	-5

Technical Fouls: NONE

Texas Tech - 57														
Record: 13-5 (5-4)														
NO.	Name	Min	FG M-A	3P M-A	FT M-A	Rebounds OR DR TOT	Fouls PF FD	TP	AS	TO	ST	Blocks BS BA	+/-	
14	Marcus Santos-Silva	F 22:17	2-7	0-0	0-0	3 5 8	3 1	4	2	0	0	0	0	-1
0	Mac McClung	G 28:12	0-7	0-5	6-6	0 1 1	1 3	6	2	2	0	1	0	-5
5	Micah Peavy	G 16:23	1-3	0-0	1-2	2 0 2	2 1	3	0	0	0	0	0	-1
11	Kyler Edwards	G 32:38	2-8	1-3	0-0	1 2 3	1 0	5	0	3	0	1	1	-5
15	Kevin McCullar	G 32:33	3-10	2-3	5-6	3 5 8	1 0	15	13	2	3	4	0	6
1	Terrence Shannon, Jr.	28:01	5-10	1-2	4-4	1 2 3	2 2	15	1	1	1	0	1	17
2	Jamarius Burton	12:17	1-3	0-0	0-0	0 1 1	0 0	2	0	1	0	0	0	6
10	Tyreek Smith	12:30	1-1	0-0	0-0	2 6 8	1 0	2	0	0	0	2	0	3
3	Clarence Nadoyny	15:09	2-2	1-1	2-4	0 3 3	0 4	7	0	0	0	0	0	12
Team														
Totals			17-51	5-14	18-22	13 26 39	11 16	57	7	10	5	4	2	5

Technical Fouls: NONE

		OKL	TTU
Biggest lead	2 (1 st 19:26)	10 (2 nd 3:21)	
Best Scoring Run	7 (2 nd 1:31)	8 (2 nd 3:21)	
Lead Changes	1		
Times Tied	3		
Time with Lead	02:19	33:23	

		OKL	TTU
Points from Turnovers	12	10	
Paint	16	20	
Second Chance	12	11	
Fast Breaks	5	2	
Bench	13	26	

Period by Period Scoring			
	1st	2nd	TOT
OKL	18	34	52
TTU	25	32	57

G19 No. 13 Texas Tech 73, Kansas State 62

Feb. 6, 2021 | Manhattan, Kansas | Bramlage Coliseum

Texas Tech - 73														
Record: 14-5 (6-4)														
NO.	Name	Min	FG M-A	3P M-A	FT M-A	Rebounds OR DR TOT	Fouls PF FD	TP	AS	TO	ST	Blocks BS BA	+/-	
14	Marcus Santos-Silva	F 27:25	3-10	0-0	0-0	2 4 6	1 2	6	5	0	1	0	2	5
0	Mac McClung	G 35:25	8-17	1-6	6-9	0 4 4	3 5	23	4	5	2	1	0	15
5	Micah Peavy	G 12:14	0-2	0-0	0-0	1 0 1	2 1	0	0	0	0	0	1	-2
11	Kyler Edwards	G 35:02	4-6	3-4	2-4	0 8 8	2 4	13	3	1	1	1	0	17
15	Kevin McCullar	G 36:02	4-8	3-4	4-5	2 4 6	3 4	15	4	1	0	0	0	11
2	Jamarius Burton	16:58	1-3	1-3	0-0	1 0 1	3 0	3	1	0	2	0	0	-8
10	Tyreek Smith	12:35	1-1	1-1	2-2	0 1 1	0 1	5	0	0	2	3	0	6
3	Clarence Nadoyny	10:27	1-1	0-0	1-2	0 0 0	1 2	3	0	1	0	0	0	-3
23	Chibuzo Agbo	03:17	1-1	1-1	0-0	0 1 1	2 0	3	1	0	0	0	0	2
1	Terrence Shannon, Jr.	10:35	1-2	0-1	0-0	0 0 0	1 1	2	0	0	0	0	0	12
Team														
Totals			24-51	10-20	15-22	6 22 28	18 20	73	18	10	8	5	3	11

Technical Fouls: NONE

Kansas St. - 62			Record: 5-15 (1-10)												
NO.	Name	Min	FG M-A	3P M-A	FT M-A	Rebounds OR DR TOT	Fouls PF FD	TP	AS	TO	ST	Blocks BS BA	+/-		
2	Selton Miguel	F 17:51	1-2	0-0	2-2	1 5 6	3 1 4	2	1	1	0	0	-11		
11	Antonio Gordon	F 40:00	1-4	0-1	2-4	3 6 9	2 3 4	1	0	1	2	1	-11		
21	Davion Bradford	C 22:01	1-5	0-0	3-8	0 4 4	4 6 5	0	3	0	0	1	-16		
00	Mike McGuiri	G 40:00	5-15	4-11	2-2	1 1 2	3 1 16	5	3	2	0	1	-11		
24	Nigel Pack	G 27:51	5-7	4-5	2-2	0 7 7	4 2 16	2	6	1	0	0	-9		
1	Kaosi Ezeagu	17:47	4-6	0-0	2-3	1 1 2	4 4 10	0	3	0	0	1	8		
22	Luke Kasubke	26:04	2-3	1-2	0-0	0 0 0	0 0 5	3	0	0	0	0	-2		
5	Rudi Williams	08:26	1-2	0-1	0-1	0 0 0	0 1 2	0	0	0	0	0	-3		
Team					2 0 2		0		2						
Totals			20-44		9-20	13-22	8 24 32	20 18 62	13	18	5	3	5	-11	

G21 No. 23 Kansas 67, No. 15 Texas Tech 61

Feb. 20, 2021 | Lawrence, Kansas | Allen Fieldhouse

Texas Tech - 61		Record: 14-7 (6-6)											
NO. Name		Min	FG M-A	3P M-A	FT M-A	Rebounds OR DR TOT	Fouls PF FD	TP	AS	TO	ST	Blocks BS BA	+/-
14 Marcus Santos-Silva	F	24:09	5-10	0-1	2-3	4 4 8	4 2 12	0	0	0	1	0	-4
0 Mac McClung	G	32:33	4-15	2-7	1-2	0 4 4	1 2 11	4	2	0	0	1	1
5 Micah Peavy	G	24:31	4-6	0-0	2-4	4 3 7	3 4 10	0	2	0	0	2	-13
11 Kyler Edwards	G	30:53	1-4	1-2	0-0	0 2 2	0 1 3	2	1	1	0	1	1
15 Kevin McCullar	G	33:08	4-10	1-4	3-6	0 9 9	3 6 12	2	0	0	1	0	-8
1 Terrence Shannon, Jr.		14:56	2-3	1-2	0-0	0 1 1	1 0 5	2	2	0	0	0	-6
2 Jamarius Burton		12:06	1-1	0-0	2-2	1 1 2	1 1 4	1	2	1	0	0	-4
3 Clarence Nadojny		09:25	0-0	0-0	0-0	0 1 1	0 1 0	0	0	0	0	0	1
10 Tyreek Smith		11:26	0-3	0-1	2-2	0 2 2	1 1 2	0	0	0	1	0	-5
23 Chibuzo Agbo		04:08	1-1	0-0	0-0	0 0 0	0 0 0	2	0	0	0	0	10
21 Avery Benson		02:45	0-0	0-0	0-0	0 0 0	0 0 0	0	0	0	0	0	-1
Team						0 0 0		0	1				
Totals			22-53	5-17	12-19	9 27 36	14 18 61	11	10	2	3	4	-6

Kansas - 67													
Record: 17-7 (11-5)													
NO.	Name	Min	FG M-A	3P M-A	FT M-A	Rebounds OR DR TOT	Fouls PF FD	TP	AS	TO	ST	Blocks BS BA	+/-
10	Jalen Wilson	F 37:00	4-12	2-6	1-3	3 8 11	2 4 1	11	0	2	1	0	3
33	David McCormack	F 35:15	7-10	0-0	3-3	3 6 9	2 4 17	2	0	0	0	0	10
00	Marcus Garrett	G 27:43	5-8	0-2	0-1	1 1 2	3 1 10	5	3	0	0	1	9
2	Christian Braun	G 35:29	3-13	2-10	2-2	3 5 8	2 1 10	2	0	0	0	2	11
30	Ochai Agbaji	G 28:54	4-11	3-8	3-4	1 1 2	4 2 14	2	1	1	0	0	11
24	Bryce Thompson	17:17	2-8	1-2	0-0	1 1 2	2 1 5	1	1	0	0	1	-5
3	Dajuan Harris	13:37	0-1	0-0	0-0	1 2 3	1 0 4	0	0	0	0	0	-5
44	Mitch Lightfoot	04:45	0-0	0-0	0-0	0 0 0	2 1 0	0	0	1	0	1	-4
Team						1 1 2		0	0				
Totals			25-63	8-28	9-13	14 25 39	18 14 67	17	6	3	4	3	6
Technical Fouls: NONE													

	TTU	KU	Points from	TTU	KU	Period by Period Scoring			
Biggest lead	0 (1 st 20:00)	12 (2 nd 14:48)	Turnovers	8	2		1st	2nd	TOT
Best Scoring Run	7 (2 nd 1:30)	8 (2 nd 14:48)	Paint	14	24	TTU	25	36	61
Lead Changes			Second Chance	11	18				
Times Tied	0		Fast Breaks	2	3	KU	31	36	67
Time with Lead	00:00	39:47	Bench	13	5				

G22 Oklahoma State 74, No. 18 Texas Tech 69 (OT)

Feb. 22, 2021 | Stillwater, Oklahoma | Gallagher-Iba Arena

Texas Tech - 69												
Record: 14-8 (6-7)												
NO.	Name	Min	FG M-A	3P M-A	FT M-A	Rebounds OR DR TOT	Fouls PF FD	TP AS	TO	ST	Blocks BS BA	+/-
14	Marcus Santos-Silva	F 31:49	4-6	0-0	0-0	4 5 9	4 0 8	1 3	0	3	0	-5
0	Mac McClung	G 38:39	7-16	1-5	2-2	0 2 2	4 3 17	1 1	0	0	1	-9
5	Micah Peavy	G 15:33	2-7	0-0	0-0	1 0 1	4 2 4	1 0	1	1	1	-3
11	Kyler Edwards	G 37:13	2-5	1-1	0-0	0 5 5	2 0 5	3 0	3	0	0	-6
15	Kevin McCullar	G 37:15	5-10	1-1	1-2	2 5 7	4 3 12	1 5	4	0	0	-8
1	Terrence Shannon, Jr.	38:16	6-16	1-5	5-8	3 0 3	3 5 18	1 2	1	0	1	-8
3	Clarence Nadojny	11:26	1-3	0-1	0-0	0 2 2	3 0 2	2 3	1	0	0	5
10	Tyreek Smith	07:41	0-1	0-1	0-0	0 2 2	0 0 0	0 0	0	0	0	2
21	Avery Benson	07:08	1-2	1-1	0-0	0 0 0	0 0 0	3 0	0	1	0	-5
Team						0 1 1		0 0				
Totals			28:66	5-15	8-12	10 22 32	24 13 69	11 12	10 4	4	4	-5
Shooting By Period												
1 st FG% 15.31 48.4%												
3 ^{PT} % 3.7 42.9%												
FT% 4.6 66.7%												
2 nd FG% 11.25 44.0%												
3 ^{PT} % 2.6 33.3%												
FT% 4.6 66.7%												
3 rd FG% 2.10 20.0%												
3 ^{PT} % 0.2 0.0%												
FT% 0.0 0.0%												
GM FG% 28.66 42.4%												
3 ^{PT} % 5.15 33.3%												
FT% 8.12 66.7%												

Oklahoma State - 74														Technical Fouls:Nadolyr 2 nd 12:34														Dead Ball Rebounds: 3, 1	
Record: 15-6 (8-6)																													
NO. Name	Min	FG M-A	3P M-A	FT M-A	Rebounds OR	DR	TOT	Fouls PF	FD	TP	AS	TO	ST	Blocks BS	BA	+/-	Shooting By Period												
22 Kaib Boone	F 32:46	6-10	0-0	6-10	4	3	7	0	5	18	1	1	1	1	1	10	1 st FG% 15.28	53.6%											
0 Avery Anderson, III	G 38:43	5-12	0-2	6-6	0	2	2	1	3	16	1	2	0	1	1	3	3P th 1.5	20.0%											
2 Cade Cunningham	G 38:03	8-13	1-4	3-4	0	5	5	4	4	20	2	6	1	0	0	-3	FT% 5-10	50%											
5 Rondel Walker	G 15:29	1-3	0-2	0-2	1	1	2	3	1	2	1	1	2	0	0	-11	2 nd FG% 9-21	42.9%											
14 Bryce Williams	G 24:57	0-8	0-3	2-2	0	3	3	1	2	2	1	3	0	0	1	-2	3P th 1.5	20.0%											
12 Matthew-Alexander Moncrieffe	18:58	2-4	0-0	3-4	0	4	4	1	4	7	0	1	0	0	1	3	FT% 10-14	71.4%											
13 Isaac Likekele	33:04	1-1	0-0	0-2	1	5	6	2	3	2	3	1	2	1	0	9	OT FG% 1.4	25.0%											
25 Bernard Kouma	02:58	1-1	0-0	0-0	0	1	1	0	0	2	0	1	0	0	0	3	3P th 0.2	0.0%											
3 Ferron Flavors Jr.	06:37	0-0	0-0	0-0	0	0	0	0	0	0	0	0	0	0	0	0	FT% 7-8	87.5%											
20 Keylan Boone	13:25	1-1	1-1	2-2	0	4	4	1	1	5	0	2	0	1	0	13	GM FG% 25-53	47.2%											
Team					3	0	3			0	0						3P th 2.12	16.7%											
Totals		25-53	2-12	22-32	9	28	37	13	23	74	9	18	6	4	4	5	FT% 22-32	68.8%											
														Technical Fouls:NONE														Dead Ball Rebounds: 6, 1	

Technical Fouls: NONE													
	TTU		OSU		Points from Turnovers		TTU	OSU	Period by Period Scoring				
Biggest lead	11	(2 nd 13:52)	5	(1 st OT 0:01)	Paint	28	38	1 st	2 nd	OT	TOT		
Best Scoring Run	12	(2 nd 13:52)	15	(2 nd 9:46)	Second Chance	6	9	TTU	37	28	4	69	
Lead Changes			13		Fast Breaks	11	7	OSU	36	29	9	74	
Times Tied			12		Bench	23	16						
Time with Lead	23:40		15:23										

G23 No. 18 Texas Tech 68, No. 14 Texas 59

Feb. 27, 2021 | Lubbock, Texas | United Supermarkets Arena

Texas - 59		Record: 14-7 (8-6)												
NO.	Name	Min	FG M-A	3P M-A	FT M-A	Rebounds OR DR TOT	Fouls PF FD	TP	AS	TO	ST	Blocks BS BA	+/-	
4	Greg Brown	F 13:16	2-7	1-4	0-0	1 0 1	3 2 5	0	3	0	0	0	1	1
20	Jericho Sims	F 28:05	4-5	0-0	3-4	1 6 7	3 3 11	1	2	0	0	0	0	-2
1	Andrew Jones	G 21:51	2-8	1-5	3-6	0 6 6	3 4 8	1	1	1	0	1	0	-6
2	Matt Coleman III	G 38:19	3-6	2-3	2-2	0 3 4	4 1 10	6	3	2	0	1	0	-9
3	Courtney Ramey	G 37:07	1-10	1-5	3-4	0 4 4	2 3 6	4	1	1	0	1	0	-12
30	Brock Cunningham	19:09	1-4	1-3	4-6	1 2 3	2 4 7	0	1	1	1	0	0	-9
22	Kai Jones	22:12	3-6	0-2	3-5	4 2 6	3 3 9	0	0	0	1	0	0	-2
13	Jase Febres	16:06	1-2	1-2	0-0	0 0 0	2 0 3	0	0	0	0	0	0	-4
5	Royce Hamm Jr.	02:19	0-0	0-0	0-0	0 0 0	0 0 0	0	0	0	0	0	0	-2
10	Donovan Williams	01:36	0-1	0-0	0-0	0 0 0	0 1 0	0	0	0	0	0	0	0
Team						1 0 1		0	1					
Totals			17-49	7-24	18-27	8 23 31	22 21 59	12	12	5	2	4	0	-9
														Technical Fouls: NONE

Texas Tech - 68				Record: 15-8 (7-7)											
NO. Name		Min	FG M-A	3P M-A	FT M-A	Rebounds OR DR TOT	Fouls PF FD	TP	AS	TO	ST	Blocks BS BA	+/-		
14 Marcus Santos-Silva	F	31:52	4-8	0-0	2-3	2 7 9	0 5	10	0	1	1	1	6		
0 Mac McClung	G	32:05	4-13	2-4	6-7	1 3 4	2 5	16	0	3	0	0	7		
5 Micah Peavy	G	26:09	2-6	0-1	1-2	4 1 5	3 2	5	4	1	0	0	16		
11 Kyler Edwards	G	25:10	2-5	2-5	4-4	0 3 3	5 3	10	4	1	0	0	3		
15 Kevin McCullar	G	32:51	3-6	0-1	4-5	0 5 5	2 4	10	3	1	4	1	6		
1 Terrence Shannon, Jr.		25:58	5-7	0-0	1-2	0 3 3	2 1	11	1	1	1	0	5		
3 Clarence Nadojny		13:41	0-0	0-0	0-0	0 0 0	4 0	0	0	1	0	0	-1		
10 Tyreek Smith		06:11	1-1	0-0	0-1	0 2 2	1 1	2	1	1	0	1	0		
21 Avery Benson		02:28	0-0	0-0	0-0	0 0 0	1 0	0	0	0	0	0	-4		
50 Vladislav Goldin		01:03	0-1	0-0	0-0	0 0 0	0 0	0	0	0	0	0	-2		
23 Chibuzo Agbo		02:32	1-3	0-2	2-2	0 0 0	1 1	4	0	0	0	1	0		
Team						2 3 5		0		1					
Totals		22:50	4-13	20-26	9 27 36	21 22	68	13	11	6	4	2	9		
Technical Fouls: NONE															

G25 No. 18 Texas Tech 81, Iowa State 54

March 5, 2021 | Lubbock, Texas | United Supermarkets Arena

Iowa St. - 54			Record: 2-20 (0-17)											
NO.	Name	Min	FG M-A	3P M-A	FT M-A	Rebounds OR DR TOT	Fouls PF FD	TP	AS	TO	ST	Blocks BS BA	+/-	
13	Javan Johnson	F 37:39	3-12	1-5	0-0	1 2 3	4 1 7	2	4	0	0	2	-27	
33	Solomon Young	F 27:51	4-9	0-0	2-2	0 2 2	2 5 10	1	1	1	0	1	-3	
1	Tyler Harris	G 36:16	5-14	3-10	2-2	1 1 2	3 1 15	1	2	2	0	0	-20	
3	Tre Jackson	G 17:40	1-5	1-4	0-0	0 1 1	4 0 3	2	0	2	0	0	-10	
5	Jalen Coleman-Lands	G 36:22	4-13	3-7	4-4	1 2 3	2 4 15	0	1	1	0	0	-34	
4	George Condit	12:09	1-1	0-0	2-2	2 1 3	2 2 4	0	2	1	1	0	-24	
21	Jaden Walker	08:19	0-2	0-1	0-0	0 1 1	1 0 0	0	0	0	0	0	-15	
55	Darlinstone Dubar	20:06	0-2	0-0	0-0	0 4 4	0 1 0	3	2	0	0	0	-9	
11	Dudley Blackwell	03:38	0-0	0-0	0-0	0 1 1	0 0 0	0	0	0	0	0	7	
Team						5 2 7		0	1					
Totals			18-58	8-27	10-10	10 17 27	18 14	54	9	13	7	1	4 -27	

Texas Tech - 81			Record: 17-8 (9-7)											
NO.		Min	FG M-A	3P M-A	FT M-A	Rebounds OR DR TOT	Fouls PF FD	TP	AS	TO	ST	Blocks BS BA	+/-	
14	Marcus Santos-Silva	F 25:14	6-8	0-0	2-2	1 6 7	2 1 14	2	1	0	2	0	24	
0	Mac McClung	G 26:56	7-12	1-3	5-6	0 0 0	0 3 3	20	2	1	2	0	26	
5	Micah Peavy	G 25:17	6-8	0-0	0-0	1 3 4	2 0 10	12	3	1	0	0	18	
11	Kyler Edwards	G 28:19	4-5	3-4	0-0	0 3 3	2 2 11	1	3	3	0	0	23	
15	Kevin McCullar	G 24:43	0-0	0-0	2-4	0 7 7	3 4 2	2	2	0	1	1	17	
1	Terrence Shannon, Jr.	21:30	4-7	0-2	4-6	0 1 1	1 1 14	12	1	3	1	0	12	
10	Tyreek Smith	11:38	1-1	1-1	2-2	0 6 6	1 1 5	1	0	0	0	0	9	
3	Clarence Nadojny	13:21	0-3	0-3	3-5	0 2 2	2 2 3	0	0	0	0	0	-1	
23	Chibuzo Agbo	08:09	1-2	0-1	0-0	0 0 0	0 0 0	2	0	0	0	0	7	
50	Vladislav Goldin	05:13	0-0	0-0	0-0	0 0 0	0 0 0	0	0	1	0	0	-9	
21	Avery Benson	08:46	0-1	0-1	0-0	1 0 1	1 0 0	0	1	0	1	1	0	9
30	Ty Larson	00:54	0-0	0-0	0-0	0 0 0	0 1 0	0	0	0	0	0	0	
Team						1 2 3		0	2					
Totals			29-47	5-15	18-25	4 30 34	14 18 81	13	14	9	4	1	27	

Technical Fouls:NONE																		
ISU TTU																		
Biggest lead																		
		3 (1 st 19:02)	34 (2 nd 3:52)															
Best Scoring Run		7 (2 nd 0:59)	14 (2 nd 3:52)															
Lead Changes		1																
Times Tied		0																
Time with Lead		01:05	37:57															

G27 No. 13 Texas 67, No. 20 Texas Tech 66

March 11, 2021 | Kansas City, Missouri | T-Mobile Center

Texas Tech - 66			Record: 17-10												
NO.	Name	Min	FG M-A	3P M-A	FT M-A	Rebounds OR DR TOT	Fouls PF FD	TP	AS	TO	ST	Blocks BS BA	+/-		
14	Marcus Santos-Silva	F 26:45	4-9	0-0	2-2	7 2 9	3 2 10	4	2	1	0	3	13		
0	Mac McClung	G 25:24	3-8	0-1	1-3	1 2 3	2 2 7	0	4	0	0	0	-1		
1	Terrence Shannon, Jr.	G 34:02	5-13	4-7	4-6	2 2 4	1 6 18	2	1	2	1	0	-5		
11	Kyler Edwards	G 37:59	2-11	1-7	2-3	1 3 4	3 2 7	1	1	2	0	2	4		
15	Kevin McCullar	G 34:37	5-13	0-1	1-2	1 3 4	2 2 11	1	4	6	1	2	-7		
3	Clarence Nadojny	07:18	1-1	1-1	0-2	0 2 2	0 2 3	1	0	0	0	0	0		
5	Micah Peavy	21:00	2-3	0-0	2-2	3 0 3	0 1 6	4	1	2	0	0	0		
10	Tyreek Smith	11:54	2-2	0-0	0-0	1 2 3	1 1 4	0	0	0	0	0	-11		
23	Chibuzo Agbo	01:01	0-0	0-0	0-0	0 0 0	0 0 0	0	0	0	0	0	2		
Team						1 1 2	0 0 0	0	0						
Totals						24-60	6-17	12-20	17 17 34	12 18	66	13 13 13	2 7 -1		
Technical Fouls: NONE															

Texas - 67			Record: 18-7											
NO.			Min	FG M-A	3P M-A	FT M-A	Rebounds OR DR TOT	Fouls PF FD	TP	AS	TO	ST	Blocks BS BA	+/-
4	Greg Brown	F	13:01	1-1	0-0	0-0	2 4 6	1 0 2	0	5	1	0	0	-12
20	Jericho Sims	F	29:23	5-6	0-0	0-0	2 9 11	4 3 10	0	3	2	4	0	-5
1	Andrew Jones	G	32:31	3-11	3-6	2-2	0 2 2	4 2 11	4	3	1	0	1	11
2	Matt Coleman III	G	38:59	7-16	2-6	3-4	1 2 3	1 3 19	6	5	2	0	1	3
3	Courtney Ramey	G	18:27	0-5	0-3	0-0	1 0 1	2 0 0	0	1	2	0	0	-32
22	Kai Jones		26:32	4-6	1-1	1-2	5 2 7	2 3 10	0	0	0	2	0	23
13	Jase Febres		24:08	5-9	5-9	0-0	1 0 1	1 0 15	1	0	0	0	1	0
30	Brock Cunningham		11:34	0-1	0-1	0-0	1 1 2	1 0 0	1	2	1	0	0	-14
5	Royce Hamm Jr.		05:25	0-0	0-0	0-0	0 1 1	2 1 0	0	0	0	0	0	5
Team							1 3 4		0	0				
Totals				25-55	11-26	6-8	14 24 38	18 12	67	13	20	7	7	2 1
Technical Fouls: NONE														

Technical Fouls:NONE																		
TTU Texas																		
Biggest lead																		
		10 (1 st 13:41)	4 (1 st 0:10)															
Best Scoring Run		8 (1 st 13:41)	12 (1 st 0:10)															
Lead Changes		7																
Times Tied		6																
Time with Lead		35:27	02:28															

G26 No. 3 Baylor 88, No. 18 Texas Tech 73

March 7, 2021 | Waco, Texas | Ferrell Center

Texas Tech - 73										Record: 17-9 (9-8)									
NO.	Name	Min	FG M-A	3P M-A	FT M-A	Rebounds OR DR TOT	Fouls PF FD	TP	AS	TO	ST	Blocks BS BA	+/-	Shooting By Period					
14	Marcus Santos-Silva	F 21:41	3-8	0-0	2-3	2 2 4	2 5 8	0	1	0	3	0	-14	1 st FG%	11-27	40.7%			
0	Mac McClung	G 30:17	3-9	1-3	0-0	0 3 3	3 1 7	0	0	2	0	0	-17	3P%	6-11	54.5%			
5	Micah Peavy	G 22:20	3-8	0-0	0-1	4 0 4	5 2 6	1	0	0	0	0	-3	FT%	4-7	57.1%			
11	Kyler Edwards	G 36:07	7-10	4-6	0-0	0 5 5	2 0 18	4	2	2	2	0	-20	2 nd FG%	16-32	50.0%			
15	Kevin McCullar	G 23:37	2-9	0-5	7-10	0 1 1	4 5 11	2	1	1	0	0	-15	3P%	3-7	42.9%			
1	Terrence Shannon, Jr.	31:08	4-9	3-3	0-2	0 0 0	3 4 11	5	2	0	0	1	-21	FT%	6-10	60%			
10	Tyreek Smith	05:51	2-2	0-0	1-1	1 2 3	0 1 5	0	0	0	0	0	4	GM FG%	27-59	45.8%			
3	Clarence Nadojny	12:31	1-1	0-0	0-0	0 1 1	2 1 2	0	0	0	0	0	8	3P%	9-18	50.0%			
23	Chibuzo Agbo	09:47	1-1	0-0	0-0	1 0 1	0 0 0	2	1	0	0	0	0	FT%	10-17	58.8%			
21	Avery Benson	04:51	1-1	1-1	0-0	0 0 0	0 0 0	3	0	1	0	0	-2	Dead Ball Rebounds: 3.0					
50	Vladislav Goldin	01:50	0-1	0-0	0-0	0 0 0	0 0 0	0	0	0	0	1	5						
Team						2 3 5	0 0 0												
Totals			27-59	9-18	10-17	10 17 27	21 19 73	13	7	5	5	2	-15	Technical Fouls: NONE					

TEXAS TECH GAME-BY-GAME STATS (2020-21)

				Total		3-Pointers		Free throws		Rebounds											
Opponent	Date	Score		FG-FGA	PCT	3FG-FGA	PCT	FT-FTA	PCT	OFF	DEF	TOT	AVG	PF	A	TO	BLK	STL	PTS	AVG	
Northwestern St.	11/25/2020	101-58	W	38-70	.543	8-20	.400	17-26	.654	14	37	51	51.0	14	25	10	2	13	101	101.0	
Sam Houston	11/27/2020	84-52	W	26-52	.500	7-17	.412	25-31	.806	7	29	36	43.5	19	16	12	1	6	84	92.5	
vs Houston	11/29/2020	53-64	L	18-46	.391	4-18	.222	13-24	.542	11	20	31	39.3	22	7	18	3	3	53	79.3	
Troy	12/04/2020	80-46	W	28-51	.549	11-19	.579	13-22	.591	9	22	31	37.3	21	20	13	8	8	80	79.5	
Grambling	12/06/2020	81-40	W	26-62	.419	8-18	.444	21-27	.778	15	23	38	37.4	15	16	12	7	13	81	79.8	
Abilene Christian	12/09/2020	51-44	W	12-43	.279	2-15	.133	25-37	.676	14	21	35	37.0	16	7	16	6	9	51	75.0	
vs A&M-Corpus Christi	12/12/2020	77-57	W	27-68	.397	4-17	.235	19-30	.633	24	19	43	37.9	14	19	4	4	8	77	75.3	
Kansas	12/17/2020	57-58	L	20-62	.323	6-23	.261	11-18	.611	13	22	35	37.5	14	8	7	3	5	57	73.0	
at Oklahoma	12/22/2020	69-67	W	28-57	.491	4-14	.286	9-10	.900	7	22	29	36.6	22	10	13	2	6	69	72.6	
Incarnate Word	12/29/2020	79-51	W	29-66	.439	6-20	.300	15-23	.652	17	21	38	36.7	15	17	7	5	5	79	73.2	
Oklahoma St.	01/02/2021	77-82	Lot	22-55	.400	8-22	.364	25-35	.714	10	26	36	36.6	21	10	14	8	3	77	73.5	
Kansas St.	01/05/2021	82-71	W	24-53	.453	4-18	.222	30-36	.833	12	21	33	36.3	10	11	9	3	9	82	74.3	
at Iowa St.	01/09/2021	91-64	W	33-56	.589	7-18	.389	18-21	.857	7	26	33	36.1	14	15	10	2	11	91	75.5	
at Texas	01/13/2021	79-77	W	25-60	.417	7-19	.368	22-28	.786	10	26	36	36.1	23	7	7	5	4	79	75.8	
Baylor	01/16/2021	60-68	L	22-62	.355	6-24	.250	10-14	.714	18	24	42	36.5	20	5	20	9	8	60	74.7	
at West Virginia	01/25/2021	87-88	L	34-73	.466	9-21	.429	10-12	.833	11	22	33	36.3	20	14	2	1	7	87	75.5	
at LSU	01/30/2021	76-71	W	26-62	.419	7-23	.304	17-21	.810	16	25	41	36.5	13	10	13	2	4	76	75.5	
Oklahoma	02/01/2021	57-52	W	17-51	.333	5-14	.357	18-22	.818	13	26	39	36.7	11	7	10	4	5	57	74.5	
at Kansas St.	02/06/2021	73-62	W	24-51	.471	10-20	.500	15-22	.682	6	22	28	36.2	18	18	10	5	8	73	74.4	
West Virginia	02/09/2021	71-82	L	26-58	.448	5-17	.294	14-20	.700	10	17	27	35.8	27	15	13	4	9	71	74.3	
at Kansas	02/20/2021	61-67	L	22-53	.415	5-17	.294	12-19	.632	9	27	36	35.8	14	11	10	3	2	61	73.6	
at Oklahoma St.	02/22/2021	69-74	Lot	28-66	.424	5-15	.333	8-12	.667	10	22	32	35.6	24	11	12	4	10	69	73.4	
Texas	02/27/2021	68-59	W	22-50	.440	4-13	.308	20-26	.769	9	27	36	35.6	21	13	11	4	6	68	73.2	
TCU	03/02/2021	69-49	W	29-56	.518	6-13	.462	5-10	.500	13	20	33	35.5	14	22	9	4	7	69	73.0	
Iowa St.	03/04/2021	81-54	W	29-47	.617	5-15	.333	18-25	.720	4	30	34	35.4	14	13	14	4	9	81	73.3	
at Baylor	03/07/2021	73-88	L	27-59	.458	9-18	.500	10-17	.588	10	17	27	35.1	21	13	7	5	5	73	73.3	
vs Texas	03/11/2021	66-67	L	24-60	.400	6-17	.353	12-20	.600	17	17	34	35.1	12	13	13	2	13	66	73.0	
vs Utah St.	03/19/2021	65-53	W	26-62	.419	7-18	.389	6-8	.750	8	20	28	34.8	14	15	8	3	8	65	72.8	
Total		2037		712-1611	.442	175-503	.348	438-616	.711	324	651	975	34.8	483	368	304	113	204	2037	72.8	
Opponents		1765		605-1471	.411	196-568	.345	359-528	.680	281	648	929	33.2	560	274	455	86	158	1765	63.0	

Texas Tech Averages

Games Played	Points/game	FG Pct	3FG Pct	FT Pct	Rebounds/game	Assists/game	Turnovers/game	Assist/Turnover ratio	Steals/game	Blocks/game
28	72.8	44.2	34.8	71.1	34.8	13.1	10.9	1.2	7.3	4.0

OPPONENT GAME-BY-GAME STATS (2020-21)

				Total		3-Pointers		Free throws		Rebounds											
Opponent	Date	Score		FG-FGA	PCT	3FG-FGA	PCT	FT-FTA	PCT	OFF	DEF	TOT	AVG	PF	A	TO	BLK	STL	PTS	AVG	
Northwestern St.	11/25/2020	101-58	W	21-61	.344	5-23	.217	11-20	.550	8	24	32	32.0	21	8	19	1	2	58	58.0	
Sam Houston	11/27/2020	84-52	W	17-54	.315	4-18	.222	14-21	.667	10	18	28	30.0	27	5	18	2	7	52	55.0	
vs Houston	11/29/2020	53-64	L	20-57	.351	8-24	.333	16-21	.762	13	23	36	32.0	24	9	14	4	11	64	58.0	
Troy	12/04/2020	80-46	W	18-53	.340	2-20	.100	8-14	.571	14	19	33	32.3	22	8	22	2	5	46	55.0	
Grambling	12/06/2020	81-40	W	13-37	.351	2-14	.143	12-20	.600	5	25	30	31.8	23	3	29	4	5	40	52.0	
Abilene Christian	12/09/2020	51-44	W	16-45	.356	6-18	.333	6-9	.667	6	20	26	30.8	31	6	22	3	8	44	50.7	
vs A&M-Corpus Christi	12/12/2020	77-57	W	21-48	.438	7-17	.412	8-14	.571	10	23	33	31.1	23	11	20	4	3	57	51.6	
Kansas	12/17/2020	57-58	L	19-47	.404	6-18	.333	14-15	.933	6	34	40	32.3	22	13	16	3	3	58	52.4	
at Oklahoma	12/22/2020	69-67	W	22-54	.407	6-15	.400	17-27	.630	14	22	36	32.7	13	9	16	4	7	67	54.0	
Incarnate Word	12/29/2020	79-51	W	15-42	.357	4-16	.250	17-22	.773	7	23	30	32.4	21	2	20	2	4	51	53.7	
Oklahoma St.	01/02/2021	77-82	Lot	28-63	.444	8-19	.421	18-24	.750	12	27	39	33.0	26	14	13	0	12	82	56.3	
Kansas St.	01/05/2021	82-71	W	27-55	.491	8-24	.333	9-9	1.000	7	20	27	32.5	24	15	14	4	4	71	57.5	
at Iowa St.	01/09/2021	91-64	W	26-59	.441	6-18	.333	6-7	.857	8	18	26	32.0	20	10	15	0	6	64	58.0	
at Texas	01/13/2021	79-77	W	23-54	.426	13-25	.520	18-31	.581	14	26	40	32.6	19	9	15	6	2	77	59.4	
Baylor	01/16/2021	60-68	L	23-55	.418	9-24	.375	13-22	.591	12	25	37	32.9	18	6	16	3	8	68	59.9	
at West Virginia	01/25/2021	87-88	L	30-52	.577	12-19	.632	16-27	.593	5	29	34	32.9	14	14	12	4	2	88	61.7	
at LSU	01/30/2021	76-71	W	25-58	.431	9-23	.391	12-18	.667	10	19	29	32.7	20	8	12	3	10	71	62.2	
Oklahoma	02/01/2021	57-52	W	18-54	.333	6-22	.273	10-13	.769	11	21	32	32.7	16	3	11	2	8	52	61.7	
at Kansas St.	02/06/2021	73-62	W	20-44	.455	9-20	.450	13-22	.591	8	24	32	32.6	20	13	18	3	5	62	61.7	
West Virginia	02/09/2021	71-82	L	23-47	.489	7-14	.500	29-39	.744	10	21	31	32.6	20	9	15	1	5	82	62.7	
at Kansas	02/20/2021	61-67	L	25-63	.397	8-28	.286	9-13	.692	14	25	39	32.9	18	17	6	4	3	67	62.9	
at Oklahoma St.	02/22/2021	69-74	Lot	25-53	.472	2-12	.167	22-32	.688	9	28	37	33.0	13	9	18	4	6	74	63.4	
Texas	02/27/2021	68-59	W	17-49	.347	7-24	.292	18-27	.667	8	23	31	33.0	22	12	12	2	5	59	63.2	
TCU	03/02/2021	69-49	W	19-49	.388	4-17	.235	7-11	.636	11	17	28	32.8	15	7	15	2	6	49	62.6	
Iowa St.	03/04/2021	81-54	W	18-58	.310	8-27	.296	10-10	1.000	10	17	27	32.5	18	9	13	1	7	54	62.3	
at Baylor	03/07/2021	73-88	L	29-55	.527	15-24	.625	15-22	.682	14	26	40	32.8	19	19	12	2	4	88	63.3	
vs Texas	03/11/2021	66-67	L	25-55	.455	11-26	.423	6-8	.750	14	24	38	33.0	18	13	20	7	7	67	63.4	
vs Utah St.	03/19/2021	65-53	W	22-50	.440	4-19	.211	5-10	.500	11	27	38	33.2	13	13	22	9	3	53	63.0	
Total		1765		605-1471	.411	196-568	.345	359-528	.680	281	648	929	33.2	560	274	455	86	158	1765	63.0	
Texas Tech		2037		712-1611	.442	175-503	.348	438-616	.711	324	651	975	34.8	483	368	304	113	204	2037	72.8	

Opponents Averages

Games Played	Points/game	FG Pct	3FG Pct	FT Pct	Rebounds/game	Assists/game	Turnovers/game	Assist/Turnover ratio	Steals/game	Blocks/game
28	63.0	41.1	34.5	68.0	33.2	9.8	16.3	0.6	5.6	3.1

Texas Tech-Arkansas Series History

ARKANSAS

O - 40-39	H - 24-11	A - 10-24	N - 6-4	LOCATION
DATE	RESULT	TECH RANK	OPP. RANK	
12/28/1942	L • 43-38			Oklahoma City, Okla. [N]
12/28/1957	L • 71-67			Houston [N]
01/13/1958	L • 58-55			Fayetteville
02/15/1958	W • 69-48			Lubbock
12/29/1958	W • 72-62			Houston [N]
01/03/1959	L • 61-57			Fayetteville
03/03/1959	W • 80-69			Lubbock
02/02/1960	W • 82-79			Lubbock
02/16/1960	L • 78-55			Fayetteville
02/07/1961	W • 72-66			Fayetteville
02/18/1961	W • 87-81			Lubbock
02/03/1962	W • 66-64			Fayetteville
02/17/1962	W • 76-64			Lubbock
02/05/1963	W • 80-75 • OT			Lubbock
02/19/1963	L • 83-78			Fayetteville
01/04/1964	W • 93-84			Lubbock
02/29/1964	W • 87-86			Fayetteville
01/09/1965	W • 93-78			Lubbock
03/02/1965	W • 87-80			Fayetteville
01/08/1966	L • 74-65			Fayetteville
02/25/1966	W • 79-74			Lubbock
01/07/1967	L • 70-65			Fayetteville
02/28/1967	W • 73-59			Lubbock
02/06/1968	L • 61-56			Fayetteville
02/13/1968	W • 74-72			Lubbock
02/04/1969	L • 64-53			Fayetteville
02/18/1969	W • 59-57			Lubbock
01/31/1970	W • 50-48			Lubbock
02/21/1970	W • 76-71			Little Rock [N]
01/12/1971	W • 98-68			Lubbock
02/23/1971	W • 89-87			Fayetteville
02/01/1972	W • 76-73			Fayetteville
02/26/1972	W • 86-85			Lubbock
02/06/1973	W • 73-64			Lubbock
02/27/1973	W • 64-63			Fayetteville
01/12/1974	W • 80-77			Fayetteville
02/12/1974	W • 89-83			Lubbock
01/21/1975	L • 65-62			Fayetteville
02/22/1975	W • 63-55			Lubbock

01/28/1976	L • 92-86 • 2OT			Fayetteville
02/03/1976	W • 86-78			Lubbock
03/05/1976	W • 70-63			Dallas [N]
01/04/1977	L • 41-38	[18]		Lubbock
01/10/1977	L • 60-53	[16]		Fayetteville
01/28/1978	L • 54-49	[4]		Lubbock
02/21/1978	L • 58-49	[4]		Fayetteville
01/27/1979	L • 63-57	[15]		Fayetteville
02/20/1979	L • 66-65	[10]		Lubbock
03/02/1979	L • 93-77	[9]		Houston
01/28/1980	L • 71-69 • OT			Lubbock
02/22/1980	L • 84-60			Fayetteville
01/28/1981	L • 60-35			Fayetteville
02/28/1981	L • 64-61	[18]		Lubbock
01/02/1982	W • 79-74	[5]		Lubbock
02/27/1982	L • 67-61	[15]		Fayetteville
01/26/1983	L • 62-59	[12]		Lubbock
02/26/1983	L • 77-63	[6]		Fayetteville
01/21/1984	L • 67-57			Fayetteville
02/23/1984	L • 55-49	[11]		Lubbock
01/16/1985	W • 64-48			Lubbock
02/16/1985	W • 52-50			Fayetteville
03/10/1985	W • 67-64			Dallas [N]
01/11/1986	W • 48-46			Fayetteville
02/12/1986	L • 79-72 • OT			Lubbock
01/10/1987	W • 95-73			Lubbock
02/07/1987	L • 93-75			Fayetteville
03/06/1987	W • 73-59			Dallas [N]
02/03/1988	L • 69-48			Fayetteville
03/06/1988	L • 75-65			Lubbock
01/04/1989	L • 69-62			Fayetteville
02/04/1989	W • 84-73			Lubbock
01/06/1990	L • 92-75	[14]		Lubbock
02/07/1990	L • 100-77	[3]		Fayetteville
01/12/1991	L • 113-86	[2]		Lubbock
02/13/1991	L • 87-69	[3]		Fayetteville
12/21/2005	L • 78-65			Dallas [N]
12/16/2006	W • 71-56			Little Rock [N]
01/30/2016	L • 75-68 • OT			Fayetteville
01/26/2019	W • 67-64	[14]		Lubbock



TEXAS TECH • PRESEASON AWARDS & POLLS

Preseason Player of the Year: Jared Butler, Baylor, G, 6-3, 195, Jr., Reserve, La.

Preseason Newcomer of the Year: Marcus Santos-Silva, Texas Tech, F, 6-7, 245, Sr., Taunton, Massachusetts

Preseason Freshman of the Year: Cade Cunningham, Oklahoma State, G, 6-8, 200, Fr., Arlington, Texas

Preseason All-Big 12 Team

Jared Butler, Baylor*, G, 6-3, 195, Jr., Reserve, La./Riverside Academy

Marcus Garrett, Kansas*, G, 6-5, 195, Sr., Dallas, Texas/Skyline

Austin Reaves, Oklahoma, G, 6-5, 206, Sr., Newark, Ark./Cedar Ridge/Wichita State

Cade Cunningham, Oklahoma State, G, 6-8, 200, Fr., Arlington, Texas/Montverde Academy

Matt Coleman III, Texas, G, 6-2, 180, Sr., Norfolk, Va./Oak Hill Academy

Oscar Tshiebwe, West Virginia, F, 6-9, 260, So., Lubumbashi, Democratic Republic of the Congo/Kennedy Catholic (Pa.)

* Denotes unanimous selection.

Honorable Mention (listed alphabetically by school):

MaCio Teague (Baylor), Mark Vital (Baylor), Greg Brown III (Texas), Courtney Ramey (Texas), Jericho Sims (Texas), Tyler Edwards (Texas Tech), Mac McClung (Texas Tech), Derek Culver (West Virginia)

2020-21 BIG 12 PRESEASON POLL

	Team	Pts
1.	Baylor (7)	79
2.	Kansas (3)	73
3.	West Virginia	61
4.	Texas	58
5.	Texas Tech	53
6.	Oklahoma	39
7.	Oklahoma State	35
8.	Iowa State	19
9.	TCU	18
10.	Kansas State	15



BIG 12 CONFERENCE

BIG 12 PRESEASON POLL: Texas Tech was picked fifth in the 2020-21 Big 12 Men's Basketball Preseason Poll with Baylor at the top of the rankings as voted on by the league's head coaches. The Big 12 Preseason Polls began in the 1996-97 season with Tech being selected sixth. The Red Raiders were picked seventh in the 2018-19 preseason poll before going 14-4 to win their first Big 12 regular-season championship and were third in last year's preseason poll for their highest preseason ranking in program history.

BIG 12 PRESEASON AWARDS: Santos-Silva was named the Big 12 Preseason Newcomer of the Year while juniors Edwards and McClung are Big 12 Preseason Honorable Mention selections in the conference's preseason awards. Santos-Silva played the last three seasons at VCU where he was named NABC All-District Second Team and led his team in scoring (12.8), rebounding (8.9) and blocks (1.2). The senior forward also registered 10 double-doubles during the shortened season. Texas Tech boasts the preseason newcomer of the year in consecutive seasons as Chris Clarke grabbed the honor in 2019-20. Santos-Silva graduated from VCU over the summer and is the lone senior on this year's Texas Tech roster. Clarke and Charles Burgess (2006-07) are the only Red Raiders to be selected as the Big 12 Preseason Newcomer of the Year before Santos-Silva. Santos-Silva said: "I didn't come here for individual awards. I came here to win the Big 12 and win the National Championship. Awards and recognition are nice, but that's not my focus. I'm focused on team goals and success."

DR. TJ: Shannon has been selected as one of 20 players on the watch list for the 2021 Julius Erving Small Forward of the Year Award. Named after Class of 1993 Hall of Famer and 16-year professional basketball player Julius Erving, the annual honor in its seventh year recognizes the top small forwards in Division I men's college basketball. A national committee of top college basketball personnel determined the watch list of 20 candidates that was announced by Naismith Memorial Basketball Hall of Fame. A Chicago native, Shannon was named to the Big 12 All-Freshman Team last season after averaging 9.8 points and 4.1 rebounds per game. He started 21 of 29 games played and scored a season-high 24 points against DePaul and grabbed a career-high 11 rebounds at Kansas.

RED RAIDER CULTURE

As described by coach Chris Beard following Final Four run

4:1 – The mental is to physical as four is to one. We talked a lot about being the most mentally tough team in the country. We knew our physical talent was there, but we thought for our team to compete and get over the top we would have to be able to overcome adversity and play tough at the end of games. I thought our team embraced it as well as I've ever seen and it's a huge reason we accomplished what we did.

The Secret's In The Dirt – We got it from Jason Whitten last summer when he retired. He spoke to his team about not playing the game for what the game can give you, but rather respect the game and putting in the day-to-day work. It really became a part of the culture during the season. No matter what happened throughout the season, we took the mentality that it was time to get back to work. When we had success, we would go right back to the dirt and work even harder. When we had adversity, we immediately refocused and got back to work. The secret for us was in the dirt."

Smell the Roses – We wanted to be one of the teams that put ourselves in a position to win the whole thing and part of that was a plan. It started for us with smelling the roses. We wanted to embrace the NCAA Tournament and the fact that we had won the Big 12 regular-season championship. We weren't going to shy away from enjoying the experience. We were going to enjoy the bus rides, flights, meals, press conferences, practice and games.

Street Dogs – We pride ourselves on being the underdog and proving people wrong. Even though we were ranked and competing for championships, we still never lost that street dog in each of us. We didn't have five-star recruits or guys that felt entitled. We had a bunch of hungry, tough guys who fought for each other.

Stone-Faced – I got this when I was coaching the Swiss National Team and we played Russia. I had never seen anything like it. They were tough with zero emotion. They would make a great play and went on to the next play. They hit some adversity and moved right on. A call went against them, no emotion. I loved that terminology of stone-faced and our team proved to be level-headed throughout to lock in. It was a big part of our run where we stayed the course.

Be Us – When it came time to play the game we wanted to be the same team that had won the Big 12, that had earned a three seed. We didn't want to change who we were just because of the stage we were now on. I thought our guys did a great job of being themselves throughout everything all season.

Truth Tellers – It sounds obvious, but we pride ourselves in telling every player and every coach the truth all the time. We don't play mind games. We don't have time for fluff in our culture. We weren't going to feed into egos by trying to build someone up too much and we weren't going to shy away from coaching them tough. We were truth tellers from the first day and it helped build really solid relationships.

Get in the Fight – We put ourselves in the fight and ultimately won it this year. You have to continuously put yourself in the fights to win them. It's a series of fights that you have to win. You're never going to win anything if you don't put yourself in a position to be in the fights along the way. The perennial powers go about a season by winning parts of the season that progresses to the ultimate goal. Our team did a great job of winning fights.

Don't Lose Your Chip – Our closed-door scrimmage against Houston was a great experience for our guys and after the game coach (Kelvin) Sampson came in and talked to our team. We have nothing but respect for him and he told us to never lose our chip. He reminded us who we were. We're not North Carolina or Kansas with their tradition. We are Texas Tech. A younger, immature team may not have understood but we did. It was a message to never lose that edge you need to be great. We were unranked at that time and our guys fed into. Coach Sampson reminded us to be true to who we are and to play with that chip on our shoulder.

Dreamers – At my press conference when I was hired here at Tech I said that we were going to compete for the conference championship and to make the Final Four. A lot of people thought I was crazy, so I need to associate myself with people who dream like I do. The first step to doing anything special is having high expectations and a vision. Then you go to work. This year's team was on the same page. We thought from the first day that we could win the Big 12 championship and then for the national championship. This was a group of dreamers who worked to reach their dreams.

TEXAS TECH • NBA DRAFT

RED RAIDERS IN THE NBA DRAFT

YEAR	PLAYER	POS	HT	WT	HOMETOWN	DRAFTED BY	RD	PICK	OVERALL
1947	Garland Head	G	6-3	190	Clovis, New Mexico	New York Knicks	3	5	25
1953	Paul Nolen	C	6-10	225	Alvarado, Texas	Baltimore Bullets	5	2	38
1956	Eugene Carpenter	C	6-7	200	Big Spring, Texas	Rochester Royals	11	1	81
1956	Jim Reed	F	6-4	195	Pine Bluff, Arkansas	St. Louis Hawks	9	2	65
1959	Leon "Podd" Hill	C	6-6	210	Sudan, Texas	Minneapolis Lakers	8	4	59
1962	Harold Hudgens	C	6-10	220	Ballinger, Texas	Detroit Pistons	3	4	22
1971	Gene Knolle	F	6-4	190	St. Albans, New York	Portland Trailblazers	7	3	106
1975	William Johnson	F	6-6	220	Houston, Texas	Houston Rockets	6	11	101
1976	Rick Bullock	C	6-9	230	San Antonio, Texas	New York Knicks	4	6	57
1978	Mike Russell	F	6-7	220	Buffalo, New York	Kansas City Royals	3	8	52
1979	Geoff Huston	G	6-2	175	Brooklyn, New York	New York Knicks	3	6	50
1980	Kent Williams	G	6-5	185	Hobbs, New Mexico	Seattle Supersonics	10	13	212
1982	Jeff Taylor	G	6-4	170	Hobbs, New Mexico	Houston Rockets	2	19	42
1982	Clarence Swanigan	F	6-6	220	Galveston, Texas	San Antonio Spurs	5	18	110
1985	Bubba Jennings	G	5-10	160	Clovis, New Mexico	Dallas Mavericks	4	16	86
1985	Quentin Anderson	F	6-9	205	Athens, Alabama	Milwaukee Bucks	6	21	137
1986	Tony Benford	G	6-4	200	Hobbs, New Mexico	Boston Celtics	4	23	93
1995	Mark Davis	F	6-7	215	Thibodaux, Louisiana	Minnesota Timberwolves	2	19	48
1996	Jason Sasser	F	6-7	225	Dallas, Texas	Sacramento Kings	2	12	41
1997	Tony Battie	C	6-11	225	Dallas, Texas	Denver Nuggets	1	5	5
1998	Cory Carr	G	6-4	200	Kingsland, Arkansas	Atlanta Hawks	2	20	49
2004	Andre Emmett	G	6-5	230	Dallas, Texas	Seattle Supersonics	2	6	36
2018	Zhaire Smith	G	6-5	195	Garland, Texas	Phoenix Suns	1	16	16
2019	Jarrett Culver	G	6-6	195	Lubbock, Texas	Phoenix Suns	1	6	6
2020	Jahmi'us Ramsey	G	6-4	195	Arlington, Texas	Sacramento Kings	2	13	43

RED RAIDERS IN THE ABA DRAFT


YEAR	PLAYER	POS	HT	WT	HOMETOWN	DRAFTED BY	RD	PICK	OVERALL
1971	Gene Knolle	F	6-4	190	St. Albans, New York	Dallas Chaparrals	10	1	99
1972	Greg Lowery	G	6-2	175	West Palm Beach, Florida	Floridians	16	5	155



ZHAIRE SMITH



JARRETT CULVER



JAHMI'US RAMSEY

RED RAIDERS IN THE PROS:

Jarrett Culver (Minnesota – NBA)
 Jahmi'us Ramsey (Sacramento – NBA)
 Matt Mooney (Free Agent– NBA)
 Tariq Owens (Brooklyn – NBA)
 Zhaire Smith (Memphis - NBA)
 Keenan Evans (Hapoel Haifa – Israel)
 Davide Moretti (Olimpia Milano – Italy)
 Norens Odiase (Brose Bamberg – Germany)
 Brandone Francis (Gipuzkoa Basket – Spain)
 TJ Holyfield (Kauhajoki Karhu – Finland)



TEXAS TECH SINGLE-GAME PROGRAM RECORDS

Complete record book at TexasTech.com

GAME • TEAM POINTS • ALL GAMES

	PTS	OPPONENT	DATE	RESULT
1	128	Texas [SWC]	02/20/2004	W • 128-125
2	122	at Baylor [SWC]	02/11/1995	W • 122-91
3	119	UNC Asheville	11/19/2004	W • 119-55
	119	Texas Wesleyan	11/30/1981	W • 119-89
5	118	Houston Baptist	01/29/1992	W • 118-53
6	117	Oral Roberts	02/15/1993	W • 117-99
	117	at Texas [SWC]	02/19/1966	W • 117-86
	117	UTEP [BC]	02/27/1956	W • 117-90
9	116	Houston Baptist	11/29/1994	W • 116-82
10	115	Baylor [SWC]	01/04/1966	W • 115-77
11	114	McMurry	12/02/1965	W • 114-70
12	113	Arizona State [BC]	02/01/1956	W • 113-63
13	111	vs. [21] Fresno State	12/21/1996	W • 111-101
	111	South Dakota State	12/01/1979	W • 111-75
	111	at Furman	12/17/1954	W • 111-103

SINGLE GAME • TOTAL POINTS • ALL GAMES • FRESHMAN

PLAYER	PTS	OPPONENT	DATE
Jason Sasser	31	at Baylor • SWC	03/06/1993
Lance Hughes	31	at Rice • SWC	02/22/1992
John Roberson	28	Northwestern State	12/29/2007
Jordan Tolbert	27	Cal State Bakersfield	12/27/2011
Jordan Tolbert	27	at TCU	12/06/2011
Jahmi'us Ramsey	27	Long Island	11/24/2019
Jahmi'us Ramsey	26	at No. 3 Kansas	02/01/2020
Jarrett Culver	26	at West Virginia	2/26/2018
Jahmi'us Ramsey	25	vs. Houston Baptist	11/13/2019
Jarrett Culver	25	Oklahoma State	1/23/2018

SINGLE GAME • TOTAL POINTS • ALL GAMES • SOPHOMORE

PLAYER	PTS	OPPONENT	DATE
Mike Singletary	43	vs. Texas A&M • B12 Tourney	03/11/2009
Rick Bullock	41	TCU • SWC	02/02/1974
Dub Malaise	40	Wyoming	12/12/1964
Paul Nolen	38	Arizona State • BC	02/14/1951
Greg Lowery	35	at Texas • SWC	02/07/1970
Del Ray Mounts	35	Arkansas • SWC	02/02/1960

SINGLE GAME • TOTAL POINTS • ALL GAMES • JUNIOR

PLAYER	PTS	OPPONENT	DATE
Mike Russell	42	Texas A&M • SWC	01/18/1977
Rayford Young	41	[24] Kansas • B12	02/13/1999
Jim Reed	41	at Furman	12/17/1954
Jarrius Jackson	41	at Nebraska • B12	02/18/2006
Jason Sasser	36	at TCU • SWC	03/04/1995
Jason Sasser	36	TCU • SWC	02/04/1995

SINGLE GAME • TOTAL POINTS • ALL GAMES • SENIOR

PLAYER	PTS	OPPONENT	DATE
Dub Malaise	50	at Texas • SWC	02/19/1966
Will Flemons	47	Oral Roberts	02/15/1993
Rick Bullock	44	at Arkansas • SWC	01/28/1976

GAME • 3-POINT FIELD GOALS MADE • ALL GAMES

	3FGM	OPPONENT	DATE
1.	16	Kansas	02/25/2019
	16	UNC-Asheville	11/19/2004
	16	vs. New Mexico State	12/27/1996
3.	15	[9] Kansas • B12	03/04/2009
	15	Houston Baptist	01/29/1992
5.	14	Florida Atlantic	12/19/2018
	14	Eastern Kentucky	11/22/2008
7.	13	TCU	02/10/2020
	13	East Central	11/20/2008
	13	Missouri State	12/09/1995

GAME • INDIVIDUAL • BLOCKS • ALL GAMES

	BLK	PLAYER	OPPONENT	DATE
1.	8	Tariq Owens	Memphis	12/01/2018
2	7	Will Flemons	Texas A&M • SWC	01/31/1990
3.	6	Tariq Owens	Incarate Word	11/6/2018
	6	Jaye Crockett	Texas A&M-Corpus Christi	01/02/2011
	6	Dior Lowhorn	UTEP	01/01/2006
	6	Devonne Giles	at UTEP	12/04/2004
	6	Tony Battie	Texas • B12	02/22/1997
	6	Tony Battie	vs. Texas A&M • SWC-T	03/07/1996
	6	Tony Battie	TCU • SWC	02/07/1996
	6	Rick Bullock	at New Mexico	12/21/1973

GAME • TEAM • BLOCKS • ALL GAMES

	BLK	OPPONENT	DATE
1.	12	Texas Southern	11/18/2013
	12	vs. Pepperdine	12/22/1998
3.	11	Incarate Word	11/06/2018

GAME • INDIVIDUAL • ASSISTS • ALL GAMES

	ASST	PLAYER	OPPONENT	DATE
1.	14	Stan Bonewitz	vs. [21] Fresno State	12/21/1996
2.	13	John Roberson	at Texas A&M • B12	01/28/2009
	13	Stan Bonewitz	vs. New Mexico State	12/27/1996
	13	Mark Davis	TCU • SWC	02/04/1995
5.	12	John Roberson	at Iowa State • B12	01/26/2011
	12	John Roberson	at Texas A&M • B12	01/30/2010
	12	Mark Davis	at Texas A&M • SWC	03/05/1994
	12	Bryant Moore	SMU • SWC	02/02/1991
9.	11	Chris Clarke	vs. Houston Baptist	11/13/2019
	11	Drew Coffman	Northern Colorado	01/04/2005
	11	Nick Valdez	[6] Oklahoma State • B12	01/19/2002
	11	Jamal Brown	UTEP	12/05/2000
	11	Jamal Brown	at Louisiana-Lafayette	11/25/2000
	11	Rayford Young	New Mexico State	11/25/1998
	11	Jason Martin	Nicholls State	01/25/1995
	11	Mark Davis	Texas • SWC	02/20/1994
	11	Bryant Moore	Houston • SWC	02/25/1992
	11	Bryant Moore	at Baylor • SWC	02/09/1991
	11	Sean Gay	Houston • SWC	01/11/1989
	11	Kent Williams	TCU • SWC-T	02/25/1980
20.	10	John Roberson	at TCU	12/08/2009
	10	John Roberson	at [2] Oklahoma • B12	02/14/2009
	10	Kasib Powell	vs. [3] Texas • B12-T	03/14/2003
	10	Kasib Powell	Baylor • B12	02/12/2002
	10	Jamal Brown	at TCU	12/28/2000
	10	Jamal Brown	Texas A&M-Corpus Christi	12/18/2000
	10	Stan Bonewitz	at Kansas State • B12	01/18/1997
	10	Jason Martin	vs. [25] North Carolina • NCAA	03/17/1996
	10	Jason Martin	Texas • SWC	01/28/1996
	10	Jason Martin	BYU	12/22/1995
	10	Lenny Holly	TCU • SWC	01/30/1993
	10	Bryant Moore	SIU-Edwardsville	01/26/1991
	10	Bryant Moore	vs. Nevada	11/25/1990
	10	Sean Gay	Wyoming	12/11/1986

GAME • TEAM • ASSISTS • ALL GAMES

	ASST	OPPONENT	DATE
1.	35	East Central	11/20/2008
2.	31	Rice	12/16/2018
3.	30	vs. Houston Baptist	11/13/2019
	30	UNC-Asheville	11/19/2004
	30	Baylor • B12	02/12/2002
	30	Nicholls State	12/14/1995
	30	TCU • SWC	02/04/1995
7.	29	Stetson	12/22/2001
8.	28	South Carolina State	12/17/2014
	28	Eastern Kentucky	11/22/2008
	28	UTRGV	12/10/2005
	28	vs. [21] Fresno State	12/21/1996
	28	at New Mexico State	12/29/1984
	28	at TCU • SWC	01/12/1980

GAME • 3-POINT FIELD GOALS MADE • ALL GAMES

	3FGM	PLAYER	3FGA	OPPONENT	DATE
1.	9	Alan Voskuil	[9]	Kansas • B12	03/04/2009
2.	8	Alan Voskuil		Eastern Kentucky	11/22/2008
	8	Devaughtah Williams	at [14]	Baylor • B12	03/06/2015
4.	7	Lance Hughes		Houston • SWC	02/15/1995
	7	Cory Carr		Rice • SWC	03/02/1996
	7	Cory Carr		vs. New Mexico State	12/27/1996
	7	Cory Carr		at Missouri • B12	02/25/1997
	7	Stan Bonewitz		at Texas A&M • B12	02/21/1998
	7	Jayson Mitchell		North Texas	12/01/1999
	7	Nathan Doudney		vs. [3] Texas • B12-T	03/14/2003
	7	John Roberson		Nebraska • B12	01/22/2011
	7	Dusty Hannahs		at West Virginia • B12	01/22/2014

GAME • INDIVIDUAL • STEALS • ALL GAMES

	STL	PLAYER	OPPONENT	DATE
1.	7	Josh Gray	Jackson State	11/26/2012
	7	Ronald Ross	at UTEP	12/04/2004
	7	Nick Valdez	at UTEP	11/30/2002
	6	Nimari Burnett	Grabbling	12/06/2020
	6	Jarrett Culver	Rice	12/16/2018
	6	Jaye Crockett	at West Virginia • B12	02/16/2013
	6	Nick Okorie	at [3] Kansas • B12	01/16/2010
	6	Martin Zeno	at [17] Oklahoma State • B12	02/10/2007
	6	Jarrius Jackson	Texas-Pan American	12/10/2005
	6	Ronald Ross	Baylor • B12	02/03/2004
	6	Ronald Ross	San Diego State	03/21/2003
	6	Andre Emmett	at [16] Oklahoma State • B12	02/24/2003
	6	Will Chavis	at Iowa State • B12	02/12/2003
	6	Andre Emmett	Nicholls State	12/07/2002
	6	Jason Sasser	at BYU	12/17/1993
	6	Lance Hughes	[19] Wisconsin	12/11/1993
	6	Jeff Taylor	Arkansas • SWC	02/20/1979
	6	Mike Edwards	vs. Houston • SWC-T	03/02/1978

GAME • INDIVIDUAL • REBOUNDS • ALL GAMES

	REB	PLAYER	OPPONENT	DATE
1.	27	Jim Reed	at Texas	02/14/1956
	27	Jim Reed	at Eastern New Mexico	01/27/1956
3.	26	Jim Reed	at Furman	12/17/1954
4.	24	Jim Reed	Hardin-Simmons • BC	02/28/1955
5.	23	Jim Reed	New Mexico State • BC	02/13/1953
	23	Jim Reed	Hardin-Simmons • BC	03/03/1953
	23	Eugene Carpenter	Arizona State • BC	02/01/1956
	23	Will Flemons	Houston • SWC	02/14/1990
9.	22	Rick Bullock	Adams State	12/02/1974
	22	Bob Glover	Arizona	12/06/1965
	22	Eugene Carpenter	New Mexico State • BC	02/29/1956
	22	Eugene Carpenter	vs. Loyola-New Orleans	12/29/1955
	22	Jim Reed	McMurry	12/01/1953
14.	21	Will Flemons	vs. Baylor • SWC	03/12/1993
	21	Rick Bullock	Arkansas • SWC	02/12/1974
	21	William Johnson	at Texas • SWC	01/26/1974
	21	Bob Glover	Baylor • SWC	01/04/1966

GAME • TEAM • REBOUNDS • BIG 12 GAMES

	REB	OPPONENT	DATE
1.	52	Missouri	01/13/2010
2.	49	at Nebraska	01/30/2002
3.	47	Iowa State	01/20/2010
4.	46	Oklahoma	03/02/2011
	46	at Missouri	01/24/2009
	46	at Kansas State	01/18/1997
	46	Colorado	01/11/1997
8.	45	Baylor	01/11/2006
	45	Nebraska	01/29/2005
	45	at [16] Texas	01/25/2005
	45	Colorado	01/29/2003
	45	Baylor	01/02/1999
	45	at Baylor	02/15/1997
	45	Baylor	01/04/1997

GAME • FREE THROWS MADE • ALL GAMES

	FTM	OPPONENT	DATE
1.	42	vs. Houston • SWC-T	03/10/1994
2.	41	Arizona • BC	02/06/1956
	41	at Arizona • BC	01/11/1956
4.	40	Louisiana-Lafayette	12/06/1997
5.	38	Arizona • BC	02/22/1954
6.	37	Texas • SWC	02/20/1994
	37	UTEP • BC	02/27/1956
	37	vs. Howard Payne	12/10/1954
9.	36	Oklahoma State • B12	02/06/2010
	36	Missouri • B12	01/23/2008
	36	at Baylor • SWC	02/11/1995
	36	[20] Oklahoma	12/06/1971

GAME • FREE THROWS MADE • ALL GAMES

	FTM	PLAYER	FTA	OPPONENT	DATE
1.	19	Martin Zeno	24	Missouri • B12	01/23/2008
2.	18	Keenan Evans	20	Texas • B12	01/31/2018
	18	Rayford Young	18	[24] Kansas • B12	02/13/1999
4.	17	Del Ray Mounts	19	Arkansas • SWC	02/02/1960
	17	Eugene Carpenter	20	Hardin-Simmons • BC	01/07/1956
6.	16	Rayford Young	18	Texas State	12/21/1999
	16	Mike Russell	17	Texas A&M • SWC	01/18/1977
	16	Dub Malaise	18	Texas A&M • SWC	02/15/1966
	16	Dub Malaise	18	Texas • SWC	02/16/1965
	16	Dub Malaise	21	Nebraska	12/19/1964

GAME • TEAM • STEALS • ALL GAMES

	STL	OPPONENT	DATE
1.	24	Nicholls State	12/07/2002
2.	19	Massachusetts	11/21/2003
3.	18	East Central • Oklahoma	11/20/2008
	18	Davidson	11/18/2003
5.	17	Grambling State	11/20/2012
6.	16	Northwestern State	12/29/2007
	16	UC Riverside	11/10/2007
	16	UTRGV	12/10/2005
	16	at UTEP	11/30/2002
	16	at San Diego State	01/06/2003

TEXAS TECH SEASON PROGRAM RECORDS

SEASON • SCORING AVERAGE • ALL GAMES

PLAYER	SEASON	POS	CL	GAMES	PTS	AVG
1	Greg Lowery	1971-72	G	Sr.	26	636 24.5
2	Dub Malaise	1964-65	G	Jr.	23	547 23.8
3	Cory Carr	1997-98	G	Sr.	27	628 23.3
4	Cory Carr	1996-97	G	Jr.	28	646 23.1
5	Rick Bullock	1975-76	C	Sr.	31	708 22.8
6	Jim Reed	1954-55	F	Jr.	25	558 22.3
7	Mike Russell	1976-77	F	Jr.	29	643 22.2
8	Gene Knolle	1970-71	F	Sr.	26	572 22.0
9	Andre Emmett	2002-03	G	Jr.	34	741 21.8
10	Dub Malaise	1965-66	G	Sr.	24	515 21.5
11	Rick Bullock	1973-74	C	So.	26	557 21.4
12	Rick Bullock	1974-75	C	Jr.	23	480 20.9
13	Gene Knolle	1969-70	F	Jr.	24	501 20.9
	Jim Reed	1955-56	F	Sr.	22	460 20.9
15	Andre Emmett	2003-04	G	Sr.	34	701 20.6
	Jason Sasser	1993-94	F	So.	28	576 20.6
17	Jarrius Jackson	2005-06	G	Jr.	32	657 20.5

SEASON • 3-POINT FIELD GOAL PERCENTAGE • ALL GAMES

PCT	PLAYER	SEASON	GAMES	3FGM	3FGA
1	.500	Alan Voskuil	2007-08	31	67 134
2	.477	Lance Hughes	1992-93	28	31 65
3	.463	Stan Bonewitz	1996-97	28	62 134
4	.461	Todd Duncan	1988-89	28	65 141
5	.460	David Tairu	2009-10	35	29 63
6	.459	Davide Moretti	2018-19	38	73 159
8	.459	Todd Duncan	1987-88	28	67 146
	.458	Jarrius Jackson	2004-05	33	44 96
9	.448	Jarrius Jackson	2005-06	32	73 163
10	.440	James Ware	1998-99	30	44 100

SEASON • FREE THROW PERCENTAGE • ALL GAMES • MIN: 100 FTA

PCT	PLAYER	SEASON	GAMES	FTM	FTA
1	.924	Davide Moretti	2018-19	38	97 105
2	.877	Rayford Young	1998-99	25	100 114
3	.874	Aaron Ross	2015-16	32	97 111
4	.870	Gerald Myers	1957-58	23	107 123
5	.868	Bubba Jennings	1984-85	31	105 121
6	.861	Cory Carr	1997-98	27	143 166
7	.854	Bubba Jennings	1982-83	26	88 103
8	.849	Keenan Evans	2016-17	31	107 126
9	.848	Bubba Jennings	1983-84	29	89 105
10	.846	Greg Lowery	1970-71	26	121 143

SEASON • INDIVIDUAL • REBOUNDS • ALL GAMES

PLAYER	SEASON	POS	GAMES	AVG	REB
1	Paul Nolen	1950-51	C	28	17.57 492
2	Jim Reed	1954-55	F	25	16.28 407
3	Tony Battie	1996-97	C	28	11.75 329
4	Will Flemons	1992-93	F	30	10.80 324
5	Jim Reed	1952-53	F	24	13.46 323
6	Rick Bullock	1975-76	C	31	10.39 322
7	Eugene Carpenter	1954-55	F	25	12.84 321
8	Paul Nolen	1951-52	C	24	13.25 318
9	Jim Reed	1953-54	F	24	12.75 306
10	Jim Reed	1955-56	F	22	13.50 297
11	Bob Glover	1965-66	C	24	12.25 294
13	Paul Nolan	1951-52	C	24	12.25 294
	Mike Russell	1976-77	F	29	9.86 286
14	Will Flemons	1991-92	F	29	9.83 285
15	Rick Bullock	1973-74	C	26	10.73 279
	Jerry Turner	1968-69	F	24	11.63 279

SEASON • INDIVIDUAL • BLOCKS • ALL GAMES

PLAYER	SEASON	GAMES	BPG	BLK
1	Tariq Owens	2018-19	38	2.40 92
2	Tony Battie	1996-97	28	2.54 71
3	Brodney Kennard	1999-2000	28	2.46 69
4	Tony Battie	1995-96	30	2.27 68
5	Devonne Giles	2004-05	33	1.70 56
6	Andy Ellis	2001-02	32	1.72 55
7	Devonne Giles	2003-04	34	1.50 51
8	Zach Smith	2015-16	32	1.47 47
9	Zach Smith	2014-15	31	1.45 45
10	D'Walyn Roberts	2009-10	34	1.29 44
11	Zach Smith	2016-17	31	1.39 43
13	Mark Davis	1993-94	28	1.54 43
	Zhaire Smith	2017-18	37	1.14 42
15	Rick Bullock	1974-75	23	1.83 42
	Dejan Kravic	2013-14	32	1.28 41
15	Dejan Kravic	2012-13	31	1.32 41
	Rick Bullock	1973-74	26	1.58 41

SEASON • INDIVIDUAL • ASSISTS PER GAME • ALL GAMES

PLAYER	SEASON	GAMES	APG	ASSISTS
1	John Roberson	2008-09	33	6.42 212
2	Jamal Brown	2000-01	28	6.25 175
3	Bryant Moore	1991-92	29	6.17 179
4	Jason Martin	1995-96	32	5.69 182
5	John Roberson	2009-10	35	5.43 190
6	Stan Bonewitz	1996-97	28	5.39 151
7	Bryant Moore	1990-91	29	5.38 156
8	Chris Clarke	2019-20	31	4.60 137
9	Lenny Holly	1992-93	30	4.97 149
10	Kent Williams	1979-80	29	4.90 142
11	Paul Nolan	1950-51	28	4.79 134
12	Kasib Powell	2002-03	35	4.31 151
13	Jarrett Culver	2018-19	38	3.70 142
14	Mark Davis	1994-95	30	4.73 142

SEASON • INDIVIDUAL • STEALS • ALL GAMES

PLAYER	SEASON	GAMES	SPG	STL
1	Ronald Ross	2004-05	33	2.61 86
2	Matt Mooney	2018-19	38	1.84 70
3	Andre Emmett	2002-03	34	1.88 64
4	Jarrius Jackson	2003-04	34	1.82 62
5	Josh Gray	2012-13	31	1.97 61
6	Jarrett Culver	2018-19	38	1.50 57
7	Ronald Ross	2002-03	35	1.60 56
8	Bryant Moore	1991-92	29	1.90 55
9	Sean Gay	1985-86	31	1.74 54
10	Steve Smith	1981-82	28	1.89 53
11	Jarrius Jackson	2005-06	32	1.66 53
12	Sean Gay	1987-88	27	1.89 51
	Rayford Young	1999-00	28	1.82 51
16	Mark Davis	1994-95	30	1.70 51
	Brad Reese	2010-11	32	1.59 51
16	Bryant Moore	1990-91	29	1.72 50
	Ronald Ross	2003-04	34	1.47 50

ANNUAL TEAM POINTS • ALL GAMES

SEASON	GAMES	PTS	PPG	GAMES	PTS	PPG
1957-58	23	1653	71.9	14	975	69.6
1958-59	24	1600	66.7	14	896	64.0
1959-60	24	1589	66.2	14	925	66.1
1960-61	25	1897	75.9	14	1102	78.7
1961-62	27	1919	71.1	14	983	70.2
1962-63	23	1618	70.3	14	1032	73.7
1963-64	23	1961	85.3	14	1189	84.9
1964-65	23	2000	87.0	14	1242	88.7
1965-66	24	2086	86.9	14	1251	89.4
1966-67	24	1639	68.3	14	984	70.3
1967-68	24	1674	69.8	14	981	70.1
1968-69	24	1821	75.9	14	997	71.2
1969-70	24	1771	73.8	14	1054	75.3
1970-71	26	2065	79.4	14	1133	80.9
1971-72	26	2082	80.1	14	1079	77.1
1972-73	27	1916	71.0	14	1002	71.6
1973-74	26	1994	76.7	14	1111	79.4
1974-75	26	1874	72.1	14	995	71.1
1975-76	31	2379	76.7	16	1295	80.9
1976-77	29	2096	72.3	16	1142	71.4
1977-78	29	2044	70.5	16	1085	67.8
1978-79	30	2222	74.1	16	1172	73.3
1979-80	29	2007	69.2	16	1038	64.9
1980-81	28	1781	63.6	16	968	60.5
1981-82	28	2056	73.4	16	1079	67.4
1982-83	31	1953	63.0	16	1048	65.5
1983-84	29	1836	63.3	16	1090	68.1
1984-85	31	2138	69.0	16	1059	66.2
1985-86	31	1923	62.0	16	961	60.1
1986-87	29	1865	64.3	16	1008	63.0
1987-88	28	1835	65.5	16	1031	64.4
1988-89	28	1946	69.5	16	1127	70.4
1989-90	27	1865	69.1	16	1033	64.6
1990-91	31	2058	66.4	16	1088	68.0
1991-92	29	2186	75.4	14	1029	73.5
1992-93	30	2405	80.2	14	1114	79.6
1993-94	28	2336	83.4	14	1195	85.4
1994-95	30	2664	88.8	14	1257	89.8
1995-96	32	2629	82.2	14	1128	80.6

ANNUAL TEAM POINTS • ALL GAMES

SEASON	GAMES	PTS	PPG	GAMES	PTS	PPG
1996-97	28	2243	80.1	16	1188	74.3
1997-98	27	2088	77.3	16	1194	74.6
1998-99	30	2109	70.3	16	1063	66.4
1999-00	28	1969	70.3	16	1075	67.2
2000-01	28	1918	68.5	16	1010	63.1
2001-02	32	2532	79.1	16	1270	79.4
2002-03	35	2543	72.7	16	1069	66.8
2003-04	34	2490	73.2	16	1147	71.7
2004-05	33	2535	76.8	16	1180	73.8
2005-06	32	2187	68.3	16	1027	64.2
2006-07	34	2437	71.7	16	1102	68.9
2007-08	31	2166	69.9	16	1098	68.6
2008-09	33	2563	77.7	16	1167	72.9
2009-10	35	2684	76.7	16	1166	72.9
2010-11	32	2342	73.2	16	1113	69.6
2011-12	31	1844	59.5	18	970	53.9
2012-13	31	2026	65.4	18	1051	58.4
2013-14	32	2190	68.4	18	1161	64.5
2014-15	32	1949	60.9	18	999	55.5
2015-16	32	2305	72.0	18	1275	70.8
2016-17	32	2346	73.3	18	1233	68.5
2017-18	36	2759	74.6	18	1297	72.1
2018-19	38	2765	72.8	18	1294	71.9
2019-20	31	2230	71.9	18	1242	69.0



TEXAS TECH SEASON STATS (2019-20)

RECORD:	OVERALL	HOME	AWAY	NEUTRAL
ALL GAMES	18-13	13-4	3-7	2-2
CONFERENCE	9-9	6-3	3-6	0-0
NON-CONFERENCE	9-4	7-1	0-1	2-2

#	Player	gp-gs	min	avg	Total		3-Point		F-Throw		Rebounds				pf	dq	a	to	blk	stl	pts	avg
					fg-fga	fg%	3fg-fga	3fg%	ft-fga	ft%	off	def	tot	avg								
03	Jahmi'us Ramsey	27-27	839	31.1	148-335	.442	60-141	.426	50-78	.641	20	88	108	4.0	59	1	60	54	18	36	406	15.0
25	Davide Moretti	31-31	1059	34.2	122-291	.419	67-175	.383	92-102	.902	2	51	53	1.7	65	2	71	63	0	36	403	13.0
00	Kyler Edwards	31-31	1036	33.4	124-307	.404	48-149	.322	58-75	.773	19	104	123	4.0	55	2	95	60	17	29	354	11.4
01	Terrence Shannon, Jr	29-21	681	23.5	94-200	.470	9-35	.257	87-105	.829	31	89	120	4.1	66	2	29	37	12	26	284	9.8
22	TJ Holyfield	31-30	755	24.4	105-196	.536	15-43	.349	51-77	.662	51	90	141	4.5	101	4	37	51	50	26	276	8.9
15	Kevin McCullar	29-6	537	18.5	65-127	.512	8-28	.286	37-51	.725	30	63	93	3.2	62	1	21	37	9	35	175	6.0
44	Chris Clarke	30-8	731	24.4	63-139	.453	2-12	.167	40-56	.714	47	152	199	6.6	48	0	137	67	3	26	168	5.6
02	Clarence Nadolny	24-0	145	6.0	13-30	.433	0-7	.000	21-34	.618	4	19	23	1.0	24	0	13	11	0	5	47	2.0
21	Avery Benson	31-0	301	9.7	19-41	.463	9-23	.391	8-9	.889	14	30	44	1.4	34	0	7	2	7	15	55	1.8
54	Russel Tchewa	23-1	117	5.1	17-34	.500	0-0	.000	4-7	.571	8	13	21	0.9	16	0	4	9	7	3	38	1.7
12	Andrei Savrasov	21-0	99	4.7	9-24	.375	6-18	.333	0-0	.000	5	16	21	1.0	15	0	3	4	1	2	24	1.1
Team											50	41	91					29				
Total.....		31	6300		779-1724	.452	224-631	.355	448-594	.754	281	756	1037	33.5	545	12	477	424	124	239	2230	71.9
Opponents.....		31	6300		685-1683	.407	186-600	.310	413-595	.694	313	724	1037	33.5	593	-	303	495	100	196	1969	63.5

TEAM STATISTICS			TTU	OPP	Date	Opponent	Score	Att.
SCORING			2230	1969	11/05/19	EASTERN ILL.	W 85-60	15098
Points per game			71.9	63.5	11/09/19	BETHUNE-COOKMAN	W 79-44	15098
Scoring margin			+8.4	-	11/13/19	vs Houston Baptist	W 103-74	4535
FIELD GOALS-ATT			779-1724	685-1683	11/21/19	TENNESSEE ST.	W 72-57	12584
Field goal pct			.452	.407	11/24/19	LIU	W 96-66	13286
3 POINT FG-ATT			224-631	186-600	11/28/19	vs Iowa	L 61-72	4855
3-point FG pct			.355	.310	11/29/19	vs Creighton	Lot 76-83	4855
3-pt FG made per game			7.2	6.0	12/04/19	at DePaul	Lot 60-65	5493
FREE THROWS-ATT			448-594	413-595	12/10/19	vs Louisville	W 70-57	10945
Free throw pct			.754	.694	12/16/19	SOUTHERN MISS.	W 71-65	12290
F-Throws made per game			14.5	13.3	12/21/19	UTRGV	W 68-58	13516
REBOUNDS			1037	1037	12/29/19	CSU BAKERSFIELD	W 73-58	14055
Rebounds per game			33.5	33.5	* 01/04/20	OKLAHOMA ST.	W 85-50	14325
Rebounding margin			+0.0	-	* 01/07/20	BAYLOR	L 52-57	15098
ASSISTS			477	303	* 01/11/20	at West Virginia	L 54-66	14111
Assists per game			15.4	9.8	* 01/14/20	at Kansas St.	W 77-63	7327
TURNOVERS			424	495	* 01/18/20	IOWA ST.	W 72-52	15098
Turnovers per game			13.7	16.0	* 01/21/20	at TCU	L 54-65	6966
Turnover margin			+2.3	-	01/25/20	KENTUCKY	Lot 74-76	14763
Assist/turnover ratio			1.1	0.6	* 01/29/20	WEST VIRGINIA	W 89-81	13586
STEALS			239	196	* 02/01/20	at Kansas	L 75-78	16300
Steals per game			7.7	6.3	* 02/04/20	OKLAHOMA	W 69-61	12224
BLOCKS			124	100	* 02/08/20	at Texas	W 62-57	12887
Blocks per game			4.0	3.2	* 02/10/20	TCU	W 88-42	13050
ATTENDANCE			238962	126808	* 02/15/20	at Oklahoma St.	L 70-73	8424
Home games-Avg/Game			17-14057	10-10162	* 02/19/20	KANSAS ST.	W 69-62	14695
Neutral site-Avg/Game			-	4-6298	* 02/22/20	at Iowa St.	W 87-57	14278
Score by Periods			1st	2nd	OT	Totals		
Texas Tech			1015	1188	27	2230		
Opponents			953	972	44	1969		

* = Conference game



Gate City, VA
6'2" • 185 lbs

AWARDS

- All-Big 12 Second Team (2021)
- Big 12 Newcomer of the Year (2021)
- Big 12 All-Newcomer Team (2021)
- USBWA All-District First Team (2021)
- NABC All-District First Team (2021)
- Naismith Trophy Midseason Team (1 of 30)
- Big 12 Newcomer of the Week (Feb. 1, 2021)
- Big 12 Player of the Week (Jan. 18, 2021)
- All-Big 12 Preseason Honorable Mention (2020-21)

PRIOR TO TEXAS TECH: McClung transferred to Texas Tech after he averaged 14.2 points, 2.2 assists, 1.1 steals and 2.8 rebounds in 50 career games at Georgetown University... He is coming off a sophomore season where he led George-

town by averaging 15.7 points per game after scoring 13.1 points in 29 games as a freshman... McClung earned BIG East Player of the Week two times as a sophomore in back-to-back weeks on Dec. 9, 2019 and Dec. 16, 2019... A Gate City, Virginia native, McClung is the all-time scoring leader in Virginia High School League history with 2,801 points after a record-setting senior season where he scored 1,153 points... He earned VHSL Player of the Year and led his team to the Virginia 2A State Championship for the first time in program history after he went off for 47 points... At Georgetown, he scored a career-high 38 points in his first season against Little Rock and then dropped 33 points on Oklahoma State last year in Stillwater... He finished the 2019-20 season shooting 39.4 percent from the field with 31 3-pointers made and also provided 2.4 steals and 1.4 assists... McClung scored in dou-

ble figures in 13 of 21 games played, including going for 20 or more in seven games... Along with his 33-point performance against OSU, he also dropped 26 against Syracuse with three 3-pointers and going 9-for-10 from the free-throw line... McClung earned BIG EAST All-Freshman Team honors after producing six 20-plus scoring performances in his first collegiate season... He started all 29 games as a freshman and was named the BIG EAST Freshman of the Week two times.

PERSONAL: Son of Marcus and Lenoir McClung... His father played football at Virginia Tech and his mother was the dance team captain at Virginia Tech... Signed with Texas Tech on May 27, 2020.



Mac McClung

Junior | Guard | Gate City, Virginia

📧 @mcclungMac | @macmcclung37 📧

"I'm fearless and not afraid of the big moments. I'll always compete at the highest level. My goal for this team is to win a national championship. We're all on the same page with that. The biggest thing about this program and our team is our culture. Everyone cares about each other and what we're doing to achieve our goals. Everyone is focused. I expect myself to make a huge leap this year. Our coaching staff has a belief in me that gives me confidence and makes me understand the potential I have. I'm trusting the process and really looking forward to this season."

				Field Goals		3-Point		F-Throws		Rebounds										Scoring	
SEASON	TEAM	GP-GS	MIN/AVG	FG-FGA	FG%	3FG-FGA	3FG%	FT-FTA	FT%	OFF	DEF	TOT	AVG	PF-FO	AST	TO	BLK	STL	PTS	AVG	
2018-19	GTown	29-29	767/26.5	127-324	.392	39-141	.277	87-109	.798	22	54	76	2.6	51-0	58	59	4	24	380	13.1	
2019-20	GTown	21-20	563/26.8	109-277	.394	31-96	.323	81-101	.802	16	49	65	3.1	38-0	51	37	4	29	330	15.7	
2020-21	TTU	28-28	848/30.3	146-347	.421	46-135	.341	103-128	.805	11	64	75	2.7	54-2	60	53	8	24	441	15.8	
TOTAL FOR TTU		28-28	848/30.3	146-347	.421	46-135	.341	103-128	.805	11	64	75	2.7	54-2	60	53	8	24	441	15.8	
TOTAL		78-77	2178/27.9	382-948	.403	116-372	.312	271-338	.802	49	167	216	2.8	143-2	169	149	16	77	1151	14.8	

Single Game Highs

Statistic	Value	
Points	38	vs Little Rock 12/22/18
Rebounds	7	vs Samford 12/21/19, vs Incarnate Word 12/29/20
Assists	7	at SMU 12/07/19
Steals	3	6 times
Blocks	3	vs Baylor 01/16/21
FG Made	12	at Oklahoma St. 12/04/19
FG Attempts	21	vs Little Rock 12/22/18, at Oklahoma St. 12/04/19, at West Virginia 01/25/21
3FG Made	5	at SMU 12/07/19
3FG Attempts	11	at Syracuse 12/08/18, vs Baylor 01/16/21
FT Made	14	vs Little Rock 12/22/18
FT Attempts	16	vs Little Rock 12/22/18

Season Stats

Opponent	Date	GS	MIN	Total		3-Pointers		Free throws		Rebounds											
				FG-FGA	PCT	3FG-3FGA	PCT	FT-FTA	PCT	OFF	DEF	TOT	AVG	PF	A	T/O	BLK	STL	PTS	AVG	
Northwestern St.	11/25/2020	*	20:39	6-9	.667	2-3	.667	6-6	1.000	1	0	1	1.0	1	3	0	0	3	20	20.0	
Sam Houston	11/27/2020	*	20:48	7-12	.583	2-3	.667	2-2	1.000	0	2	2	1.5	1	2	0	1	1	18	19.0	
vs Houston	11/29/2020	*	37:01	3-11	.273	0-6	.000	10-14	.714	1	2	3	2.0	4	1	1	0	0	16	18.0	
Troy	12/04/2020	*	23:18	8-13	.615	4-8	.500	0-0	.000	0	2	2	2.0	1	5	2	1	0	20	18.5	
Grambling	12/06/2020	*	25:43	2-7	.286	2-4	.500	6-6	1.000	0	1	1	1.8	2	3	3	0	1	12	17.2	
Abilene Christian	12/09/2020	*	36:26	1-11	.091	0-4	.000	6-7	.857	0	3	3	2.0	2	2	1	0	1	8	15.7	
vs A&M-Corpus Christi	12/12/2020	*	27:21	2-10	.200	0-2	.000	1-2	.500	0	4	4	2.3	0	6	0	0	3	5	14.1	
Kansas	12/17/2020	*	34:38	5-16	.313	2-8	.250	9-10	.900	0	2	2	2.3	1	1	2	0	0	21	15.0	
at Oklahoma	12/22/2020	*	33:57	5-14	.357	0-4	.000	6-6	1.000	0	1	1	2.1	3	4	2	1	0	16	15.1	
Incarnate Word	12/29/2020	*	23:17	3-7	.429	1-3	.333	1-1	1.000	2	5	7	2.6	1	3	3	0	2	8	14.4	
Oklahoma St.	01/02/2021	*	36:40	7-15	.467	3-7	.429	4-7	.571	0	3	3	2.6	5	0	3	0	0	21	15.0	
Kansas St.	01/05/2021	*	26:55	6-11	.545	2-6	.333	2-4	.500	0	4	4	2.8	2	3	1	0	0	16	15.1	
at Iowa St.	01/09/2021	*	31:16	8-10	.800	1-3	.333	1-2	.500	0	2	2	2.7	1	1	3	0	0	18	15.3	
at Texas	01/13/2021	*	35:52	6-14	.429	2-3	.667	8-10	.800	1	4	5	2.9	2	2	1	0	1	22	15.8	
Baylor	01/16/2021	*	34:40	8-18	.444	4-11	.364	4-4	1.000	1	0	1	2.7	2	0	5	3	1	24	16.3	
at West Virginia	01/25/2021	*	33:33	11-21	.524	4-7	.571	4-5	.800	0	0	0	2.6	2	3	1	0	2	30	17.2	
at LSU	01/30/2021	*	35:56	7-15	.467	3-7	.429	5-6	.833	2	3	5	2.7	0	0	2	0	2	22	17.5	
Oklahoma	02/01/2021	*	28:12	0-7	.000	0-5	.000	6-6	1.000	0	1	1	2.6	1	2	2	1	0	6	16.8	
at Kansas St.	02/06/2021	*	35:25	8-17	.471	1-6	.167	6-9	.667	0	4	4	2.7	3	4	5	1	2	23	17.2	
West Virginia	02/09/2021	*	32:29	7-16	.438	3-5	.600	0-0	.000	1	3	4	2.8	5	2	3	0	1	17	17.2	
at Kansas	02/20/2021	*	32:33	4-15	.267	2-7	.286	1-2	.500	0	4	4	2.8	1	4	2	0	0	11	16.9	
at Oklahoma St.	02/22/2021	*	38:39	7-16	.438	1-5	.200	2-2	1.000	0	2	2	2.8	4	1	1	0	0	17	16.9	
Texas	02/27/2021	*	32:05	4-13	.308	2-4	.500	6-7	.857	1	3	4	2.8	2	0	3	0	0	16	16.8	
TCU	03/02/2021	*	17:47	2-4	.500	0-1	.000	0-0	.000	0	1	1	2.8	2	6	1	0	0	4	16.3	
Iowa St.	03/04/2021	*	26:56	7-12	.583	1-3	.333	5-6	.833	0	0	0	2.6	0	2	1	0	2	20	16.4	
at Baylor	03/07/2021	*	30:17	3-9	.333	1-3	.333	0-0	.000	0	3	3	2.7	3	0	0	0	2	7	16.1	
vs Texas	03/11/2021	*	25:23	3-8	.375	0-1	.000	1-3	.333	1	2	3	2.7	2	0	4	0	0	7	15.7	
vs Utah St.	03/19/2021	*	30:00	6-16	.375	3-6	.500	1-1	1.000	0	3	3	2.7	1	0	1	0	0	16	15.8	
Totals			28	847:47	146-347	.421	46-135	.341	103-128	.805	11	64	75	2.7	54	60	53	8	24	441	15.8

Player Averages

Games Played	Minutes/game	Points/game	FG Pct	3FG Pct	FT Pct	Rebounds/game	Assists/game	Turnovers/game	Assist/Turnover ratio	Steals/game	Blocks/game
28	30.3	15.8	42.1	34.1	80.5	2.7	2.1	1.9	1.1	0.9	0.3

A full-body photograph of Terrence Shannon Jr. in a white Texas Tech jersey with the number 1, holding a basketball and looking upwards. The image is framed by a red outline of the state of Texas.

TERRENCE SHANNON JR.

G — So.

Chicago, IL

6'6" • 210 lbs

AWARDS

- All-Big 12 Third Team (2021)
- Big 12 All-Freshman Team (2020)
- Big 12 Newcomer of the Week (12/15/2019)
- Julius Erving Award Finalist (2020-21)

FRESHMAN SEASON (2019-20): Shannon finished his freshman season averaging 9.8 points, 4.1 rebounds and 1.0 assists per game to earn Big 12 All-Freshman Team honors... A starter in 21 of 29 games played, he scored a career-high 24 points at DePaul in non-conference play before going for 23 points against West Virginia at home in Big 12 play... Shannon shot 47.0 percent from the field for the season and was 87-for-105 (82.9 percent) at the free-throw line to go along with finishing the year with 120 rebounds... He had a career-high 11 rebounds at Kansas where he also had eight points... Shannon scored in double figures in 14 games as

a freshman beginning with 11 points in the season-opener against Eastern Illinois in his first collegiate game... At the free-throw line, Shannon shined throughout the season with a best of 12 of 14 from the line in the 23 point performance against West Virginia along with going 8-for-9 at the line against Southern Miss and 7-for-8 against EIU, Tennessee State and Iowa... Along with being named to the Big 12 All-Freshman Team, Shannon was selected as the Big 12 Newcomer of the Week on Dec. 16 after his performance at DePaul along with contributing 13 points in the win over No. 1 Louisville at the Jimmy V Classic... He averaged 7.9 points and 4.1 rebounds per game in conference play.

PRIOR TO TEXAS TECH: Played Prep School basketball at the IMG Academy in Florida for head coach John Rhodes... Listed at No. 92 in the ESPN 100 and No. 86 by 247Sports in the recruiting class... Earned a 4-Star scouting grade from

ESPN, Rivals and 247Sports... Played four years at Lincoln Park HS in Chicago... Named All-State and All-City as senior... Helped to lead his team to a regional title where he scored 45 and hit the game-winning shot Oak Park River Forest... Played for head coach Pat Gordon... Played basketball and was a receiver on the football team... Helped his football team to the first conference title in program history and earned All-City honors... Played AAU for Mack Irvin Fire where the team went 22-1.

PERSONAL: Son of Treanette Redding and Terrence Shannon Sr... Chose Texas Tech over Florida State, Texas A&M, Georgetown, DePaul, Illinois, North Carolina and Louisville among others... Signed with Texas Tech on May 2, 2019.



Terrence Shannon, Jr.

Sophomore | Guard | Chicago, Illinois



@Sn1per_T | @sn1per_t



"I feel confident in being able to get downhill at a high level and I'm improving my shooting. I really worked hard on each part of my game throughout the offseason to be the best player I can be. My mind-set with the ball in my hand is to make the right play and take what the defense gives me. I can drive on them but I've worked to be able to produce in other ways too. On defense I can get off-the-ball steals and have become an overall better defender than last year. For us to win we have to play hard on every possession. Defense leads us to winning. I feel like everyone here wants everyone else to succeed. From the coaches to each of my teammates, we're all in this together. Everyone roots and pushes each other every day. I feel like I can achieve a lot of stuff this year. I'm not putting a limit on anything. I'm going to be the best version of myself every day."

				Field Goals		3-Point		F-Throws		Rebounds										Scoring	
SEASON	TEAM	GP-GS	MIN/AVG	FG-FGA	FG%	3FG-FGA	3FG%	FT-FTA	FT%	OFF	DEF	TOT	AVG	PF-FO	AST	TO	BLK	STL	PTS	AVG	
2019-20	TTU	29-21	682/23.5	94-200	.470	9-35	.257	87-105	.829	31	89	120	4.1	66-2	29	37	12	26	284	9.8	
2020-21	TTU	27-12	709/26.3	114-252	.452	27-80	.338	85-114	.746	31	77	108	4.0	46-1	39	38	4	31	340	12.6	
TOTAL		56-33	1391/24.8	208-452	.460	36-115	.313	172-219	.785	62	166	228	4.1	112-3	68	75	16	57	624	11.1	

Single Game Highs

Statistic	Value
Points	24 at DePaul 12/04/19
Rebounds	11 at Kansas 02/01/20
Assists	6 at Iowa St. 01/09/21
Steals	4 at Iowa St. 02/22/20
Blocks	2 vs CSU Bakersfield 12/29/19
FG Made	9 at DePaul 12/04/19
FG Attempts	18 at DePaul 12/04/19
3FG Made	4 vs Kansas 12/17/20, vs Texas 03/11/21
3FG Attempts	8 at Texas 01/13/21
FT Made	12 vs West Virginia 01/29/20
FT Attempts	14 vs West Virginia 01/29/20

Season Stats

Opponent	Date	GS	MIN	Total		3-Pointers		Free throws		Rebounds				PF	A	T/O	BLK	STL	PTS	AVG
				FG-FGA	PCT	3FG-3FGA	PCT	FT-FTA	PCT	OFF	DEF	TOT	AVG							
Northwestern St.	11/25/2020	*	19:02	5-10	.500	1-3	.333	5-6	.833	0	5	5	5.0	1	0	0	0	2	16	16.0
Sam Houston	11/27/2020	*	21:50	4-6	.667	0-1	.000	2-3	.667	1	4	5	5.0	1	3	1	0	0	10	13.0
vs Houston	11/29/2020	*	26:07	2-8	.250	1-3	.333	0-0	.000	1	3	4	4.7	2	0	1	1	1	5	10.3
Troy	12/04/2020	*	23:02	4-9	.444	0-1	.000	5-6	.833	0	5	5	4.8	1	1	1	0	2	13	11.0
Grambling	12/06/2020	*	20:52	5-7	.714	0-0	.000	2-3	.667	1	1	2	4.2	1	0	0	0	1	12	11.2
vs A&M-Corpus Christi	12/12/2020	*	23:29	5-10	.500	0-1	.000	5-6	.833	5	2	7	4.7	1	2	0	0	2	15	11.8
Kansas	12/17/2020	*	32:21	7-16	.438	4-7	.571	2-5	.400	1	8	9	5.3	3	0	1	0	0	20	13.0
at Oklahoma	12/22/2020	*	32:47	8-12	.667	2-4	.500	3-4	.750	0	1	1	4.8	5	1	2	0	2	21	14.0
Incarnate Word	12/29/2020	*	21:13	2-6	.333	0-2	.000	1-1	1.000	1	1	2	4.4	0	2	2	0	0	5	13.0
Oklahoma St.	01/02/2021	*	35:40	4-5	.800	1-2	.500	4-5	.800	3	4	7	4.7	1	1	3	0	1	13	13.0
Kansas St.	01/05/2021		27:37	5-9	.556	1-2	.500	11-12	.917	3	3	6	4.8	0	0	3	0	3	22	13.8
at Iowa St.	01/09/2021		26:29	3-8	.375	1-2	.500	4-4	1.000	1	4	5	4.8	1	6	3	0	2	11	13.6
at Texas	01/13/2021		33:36	4-13	.308	1-8	.125	5-6	.833	1	6	7	5.0	2	2	1	0	1	14	13.6
Baylor	01/16/2021		23:44	1-7	.143	0-2	.000	0-1	.000	0	5	5	5.0	3	0	2	0	2	2	12.8
at West Virginia	01/25/2021		30:09	6-13	.462	1-3	.333	2-2	1.000	4	4	8	5.2	2	2	1	1	1	15	12.9
at LSU	01/30/2021		29:42	6-13	.462	2-6	.333	9-10	.900	2	8	10	5.5	3	0	1	0	2	23	13.6
Oklahoma	02/01/2021		28:01	5-10	.500	1-2	.500	4-4	1.000	1	2	3	5.4	2	1	1	0	1	15	13.6
at Kansas St.	02/06/2021		10:35	1-2	.500	0-1	.000	0-0	.000	0	0	0	5.1	1	0	0	0	0	2	13.0
West Virginia	02/09/2021		23:03	3-14	.214	1-7	.143	6-9	.667	1	3	4	5.0	2	1	4	1	1	13	13.0
at Kansas	02/20/2021		14:56	2-3	.667	1-2	.500	0-0	.000	0	1	1	4.8	1	2	2	0	0	5	12.6
at Oklahoma St.	02/22/2021		38:16	6-16	.375	1-5	.200	5-8	.625	3	0	3	4.7	3	1	2	0	1	18	12.9
Texas	02/27/2021		25:58	5-7	.714	0-0	.000	1-2	.500	0	3	3	4.6	2	1	1	0	1	11	12.8
TCU	03/02/2021		22:08	3-7	.429	1-2	.500	1-2	.500	0	0	0	4.4	1	2	0	0	1	8	12.6
Iowa St.	03/04/2021		21:30	4-7	.571	0-2	.000	4-6	.667	0	1	1	4.3	1	1	3	0	1	12	12.5
at Baylor	03/07/2021		31:08	4-9	.444	3-3	1.000	0-2	.000	0	0	0	4.1	3	5	2	0	0	11	12.5
vs Texas	03/11/2021	*	34:02	5-13	.385	4-7	.571	4-6	.667	2	2	4	4.1	1	2	1	1	2	18	12.7
vs Utah St.	03/19/2021	*	31:36	5-12	.417	0-2	.000	0-1	.000	0	1	1	4.0	2	3	0	0	1	10	12.6
Totals			12 708:53	114-252	.452	27-80	.338	85-114	.746	31	77	108	4.0	46	39	38	4	31	340	12.6

Player Averages

Games Played	Minutes/game	Points/game	FG Pct	3FG Pct	FT Pct	Rebounds/game	Assists/game	Turnovers/game	Assist/Turnover ratio	Steals/game	Blocks/game
27	26.3	12.6	45.2	33.8	74.6	4.0	1.4	1.4	1.0	1.1	0.1



G  **Jr.**

Charlotte, NC

6'4" • 205 lbs

PRIOR TO TEXAS TECH: Burton is coming off a sophomore season where he averaged 10.3 points per game and led Wichita State with 103 assists (3.4 per)... He dished out 228 assists through 67 collegiate games, had a career-high 11 assists in a game against Oklahoma State where he also had seven points... He set a new Wichita State freshman record in his first season by finishing his first collegiate season with 126 assists and also scored 6.0 points per game as a freshman... Burton scored a season-high 18 points against UT Martin by going 4-for-5 on 3-pointers and also added five assists and six rebounds in the game... He completed his sophomore season with a pair of double-digit scoring performances, going for 13 against Memphis and 14 against Tulsa with three 3-pointers in both games... Named to the Cancun Classic All-Tournament Team after contributing 10 points and five assists in the semifinals against South Carolina... Burton started 52 games in his WSU career after playing at Independence High School where he led his team to the North Carolina Class 4A State Championship and a 31-1 record

as a senior... He earned All-State Second-Team honors after a final year in high school where he scored 16.4 points per game to go along with 4.9 assists, 2.2 steals and 7.5 rebounds per game... His high school career ended with him winning the state title game with 13 points and seven rebounds and being named Most Valuable Player.

PERSONAL: Son of Rosso and Kimberly Burton... His mother played basketball at Alabama A&M, brother, Amonti, and two older sisters, Kimera and Destani all played collegiate basketball... His uncle, Todd Peat, played six seasons in the NFL for the Cardinals and Raiders... His cousin, Andrus Peat, plays for the New Orleans Saints and was the 13th overall pick in the 2015 draft... Also has two aunts, Pamela White and Tammy Newton, who played college basketball... Burton is majoring in Communications. Signed with Texas Tech on April 15, 2020.



Jamarius Burton

Junior | Guard | Charlotte, North Carolina

"I've really learned throughout my career how important each possession is. Taking care of the ball and not turning it over is really important to winning games. I believe the team that plays harder and smarter has a great chance at winning each and every night. I'm a strong guard who is always willing to guard the other team's best player. Whoever is in front of me is going to be tested to find a good shot. They will always shoot a contested shot against me. The togetherness of this program is great. We are a big family who supports each other. Everyone is comfortable with other players shining and we all work hard to get better. We are embracing being uncomfortable. You have to be comfortable being uncomfortable and that's what we're working towards. We can never be content. By us putting ourselves in uncomfortable situations right now and working through everything going on in the world, it's going to enable us to grow as players and as a team."

SEASON	TEAM	GP-GS	MIN/AVG	Field Goals		3-Point		F-Throws		Rebounds									Scoring	
				FG-FGA	FG%	3FG-FGA	3FG%	FT-FTA	FT%	OFF	DEF	TOT	AVG	PF-FO	AST	TO	BLK	STL	PTS	AVG
2018-19	WSU	37-28	891/24.1	78-200	.390	10-38	.263	55-77	.714	42	84	126	3.4	72-0	126	68	3	19	221	6.0
2019-20	WSU	30-24	816/27.2	113-257	.440	24-63	.381	59-90	.656	40	64	104	3.5	51-0	102	66	4	24	309	10.3
2020-21	TTU	22-4	424/19.3	38-94	.404	10-30	.333	14-19	.737	16	25	41	1.9	28-1	28	24	1	18	100	4.5
TOTAL FOR TTU		22-4	424/19.3	38-94	.404	10-30	.333	14-19	.737	16	25	41	1.9	28-1	28	24	1	18	100	4.5
TOTAL		89-56	2130/23.9	229-551	.416	44-131	.336	128-186	.688	98	173	271	3.0	151-1	256	158	8	61	630	7.1

Single Game Highs


Statistic	Value	
Points	18	vs UT Martin 11/16/19
Rebounds	8	5 times
Assists	11	at Oklahoma St. 12/08/19
Steals	3	at Oklahoma St. 12/08/19, at UConn 01/12/20, vs Troy 12/04/20
Blocks	1	8 times
FG Made	7	vs UT Martin 11/16/19, vs Oral Roberts 11/23/19
FG Attempts	14	at Temple 01/15/20
3FG Made	4	vs UT Martin 11/16/19
3FG Attempts	7	at Memphis 03/05/20
FT Made	6	vs Providence 11/09/18
FT Attempts	10	vs East Carolina 01/01/20

Season Stats

Opponent	Date	GS	MIN	Total		3-Pointers		Free throws		Rebounds				PF	A	T/O	BLK	STL	PTS	AVG
				FG-FGA	PCT	3FG-3FGA	PCT	FT-FTA	PCT	OFF	DEF	TOT	AVG							
Northwestern St.	11/25/2020		21:27	2-5	.400	0-1	.000	0-0	.000	0	1	1	1.0	1	5	2	0	0	4	4.0
Sam Houston	11/27/2020		19:25	2-4	.500	2-2	1.000	2-2	1.000	0	3	3	2.0	1	2	0	0	0	8	6.0
vs Houston	11/29/2020		25:05	2-3	.667	1-1	1.000	1-1	1.000	0	1	1	1.7	2	1	3	0	1	6	6.0
Troy	12/04/2020		22:13	0-1	.000	0-0	.000	1-2	.500	1	1	2	1.8	2	2	0	0	3	1	4.8
Grambling	12/06/2020		20:38	4-8	.500	2-3	.667	0-0	.000	1	1	2	1.8	2	3	1	1	0	10	5.8
Abilene Christian	12/09/2020	*	32:21	2-4	.500	0-2	.000	0-1	.000	2	2	4	2.2	3	3	6	0	2	4	5.5
vs A&M-Corpus Christi	12/12/2020		21:34	2-7	.286	0-1	.000	0-0	.000	3	2	5	2.6	1	0	0	0	1	4	5.3
Kansas	12/17/2020		20:55	1-4	.250	0-1	.000	0-2	.000	0	1	1	2.4	1	2	2	0	1	2	4.9
at Oklahoma	12/22/2020	*	31:12	3-6	.500	0-0	.000	0-0	.000	1	3	4	2.6	2	0	1	0	2	6	5.0
Incarinate Word	12/29/2020	*	18:45	2-5	.400	0-0	.000	0-0	.000	1	0	1	2.4	1	0	0	0	2	4	4.9
Oklahoma St.	01/02/2021	*	12:58	0-2	.000	0-1	.000	0-0	.000	0	1	1	2.3	0	2	1	0	0	0	4.5
Kansas St.	01/05/2021		14:29	0-3	.000	0-1	.000	4-4	1.000	0	2	2	2.3	1	1	0	0	0	4	4.4
at Iowa St.	01/09/2021		22:14	4-8	.500	1-5	.200	0-0	.000	0	0	0	2.1	0	0	0	0	1	9	4.8
at Texas	01/13/2021		18:60	1-6	.167	0-1	.000	2-2	1.000	0	0	0	1.9	5	1	1	0	0	4	4.7
Baylor	01/16/2021		18:21	1-6	.167	1-3	.333	0-0	.000	1	0	1	1.9	0	0	1	0	2	3	4.6
at West Virginia	01/25/2021		16:41	4-7	.571	1-3	.333	0-0	.000	1	4	5	2.1	0	1	0	0	0	9	4.9
at LSU	01/30/2021		16:29	1-3	.333	0-1	.000	1-1	1.000	1	1	2	2.1	0	1	2	0	0	3	4.8
Oklahoma	02/01/2021		12:17	1-3	.333	0-0	.000	0-0	.000	0	1	1	2.0	0	0	1	0	0	2	4.6
at Kansas St.	02/06/2021		16:58	1-3	.333	1-3	.333	0-0	.000	1	0	1	1.9	3	1	0	0	2	3	4.5
West Virginia	02/09/2021		20:45	3-4	.750	1-1	1.000	1-2	.500	2	0	2	2.0	2	2	1	0	0	8	4.7
at Kansas	02/20/2021		12:06	1-1	1.000	0-0	.000	2-2	1.000	1	1	2	2.0	1	1	2	0	1	4	4.7
vs Utah St.	03/19/2021		07:43	1-1	1.000	0-0	.000	0-0	.000	0	0	0	1.9	0	0	0	0	0	2	4.5
Totals		4	423:35	38-94	.404	10-30	.333	14-19	.737	16	25	41	1.9	28	28	24	1	18	100	4.5

Player Averages

Games Played	Minutes/game	Points/game	FG Pct	3FG Pct	FT Pct	Rebounds/game	Assists/game	Turnovers/game	Assist/Turnover ratio	Steals/game	Blocks/game
22	19.3	4.5	40.4	33.3	73.7	1.9	1.3	1.1	1.2	0.8	0.0



G ————— Jr.

Montreuil, France
6'3" • 190 lbs

FRESHMAN SEASON (2019-20): Nadolny finished his first season with the Red Raiders averaging 2.0 points and 1.0 rebounds through 24 games played... He played all 24 games a reserve, averaging 6.1 minutes per game... Nadolny scored a career-high nine points against Houston Baptist in the third game of the season where he went 4-for-6 from the field and also added four rebounds in the non-conference win... He had six points in the season-opener against Eastern Illinois to begin his career and scored a Big 12 high of four points at Iowa State... He also

had five points against Long Island and finished the season with 13 assists with a best of four assists against Bethune-Cookman where he also had three rebounds... Nadolny played in 12 conference games.

PRIOR TO TEXAS TECH: A 3-Star recruit from France, Nadolny played the Scotland Performance Institute in Pennsylvania after attending high school at Our Savior New American... Averaged over 18 points and 6 assists per game in prep school... Helped to lead his team to the national prep school tournament

final.... Also played for Team Rio National and New Jersey Playaz... Rated as the No. 43 combo guard by 247Sports.

PERSONAL: Son of Djoulie and Frederic. Has two siblings, Allan and Lea. His father played basketball in France. Chose Texas Tech over West Virginia and Iowa State... Signed with Texas Tech on April 23, 2019.



Clarence Nadolny

Sophomore | Guard | Montreuil, France

@C_nad11 | @iamclareence_

"I love to compete. I'm going to be a lockdown defender and make plays for my teammates. I've been working on a lot of things, but especially my decision making. My defense is improving and my shot. I'm really confident that I'll be able to knock down big shots for the team this year. I'm locked in and ready to win. We are a really tight team with great team chemistry. There's a lot of talent and everyone wants to win and compete. The best thing we have right now is everyone is listening and wanting to get better. We're a good team that wants to improve. I want to be the best on-ball defender and never give up an easy basket. I'm ready to get out of my comfort zone and push myself to get better."

				Field Goals		3-Point		F-Throws		Rebounds									Scoring	
SEASON	TEAM	GP-GS	MIN/AVG	FG-FGA	FG%	3FG-FGA	3FG%	FT-FTA	FT%	OFF	DEF	TOT	AVG	PF-FO	AST	TO	BLK	STL	PTS	AVG
2019-20	TTU	24-0	146/6.1	13-30	.433	0-7	.000	21-34	.618	4	19	23	1.0	24-0	13	11	0	5	47	2.0
2020-21	TTU	23-0	210/9.1	12-31	.387	5-18	.278	15-26	.577	2	23	25	1.1	34-1	14	9	0	4	44	1.9
TOTAL		47-0	356/7.6	25-61	.410	5-25	.200	36-60	.600	6	42	48	1.0	58-1	27	20	0	9	91	1.9

Single Game Highs

Statistic	Value	
Points	9	vs Houston Baptist 11/13/19
Rebounds	4	vs Houston Baptist 11/13/19, vs Northwestern St. 11/25/20
Assists	4	vs Bethune-Cookman 11/09/19
Steals	2	vs Sam Houston 11/27/20
FG Made	4	vs Houston Baptist 11/13/19
FG Attempts	6	vs Houston Baptist 11/13/19
3FG Made	2	vs A&M-Corpus Christi 12/12/20
3FG Attempts	3	vs A&M-Corpus Christi 12/12/20, vs Iowa St. 03/04/21
FT Made	5	vs Sam Houston 11/27/20
FT Attempts	5	vs Sam Houston 11/27/20, vs Iowa St. 03/04/21

Season Stats

Opponent	Date	GS	MIN	Total		3-Pointers		Free throws		Rebounds				PF	A	T/O	BLK	STL	PTS	AVG
				FG-FGA	PCT	3FG-FGA	PCT	FT-FTA	PCT	OFF	DEF	TOT	AVG							
Northwestern St.	11/25/2020		11:35	0-0	.000	0-0	.000	1-2	.500	0	4	4	4.0	2	0	1	0	1	1	1.0
Sam Houston	11/27/2020		12:52	0-2	.000	0-1	.000	5-5	1.000	0	0	0	2.0	3	1	3	0	2	5	3.0
vs Houston	11/29/2020		01:50	0-0	.000	0-0	.000	0-0	.000	0	0	0	1.3	1	0	0	0	0	0	2.0
Troy	12/04/2020		08:24	0-2	.000	0-0	.000	0-0	.000	0	0	0	1.0	5	1	1	0	0	0	1.5
Grambling	12/06/2020		07:47	1-2	.500	1-2	.500	0-2	.000	0	0	0	0.8	1	0	0	0	0	3	1.8
Abilene Christian	12/09/2020		01:19	0-0	.000	0-0	.000	0-0	.000	0	0	0	0.7	0	0	0	0	0	0	1.5
vs A&M-Corpus Christi	12/12/2020		06:46	2-3	.667	2-3	.667	0-0	.000	0	0	0	0.6	2	0	0	0	0	6	2.1
Incarnate Word	12/29/2020		12:07	0-2	.000	0-1	.000	0-1	.000	1	1	2	0.8	0	0	0	0	0	0	1.9
at Iowa St.	01/09/2021		02:25	0-1	.000	0-1	.000	2-2	1.000	0	2	2	0.9	0	1	0	0	0	2	1.9
at Texas	01/13/2021		01:14	0-0	.000	0-0	.000	0-0	.000	0	0	0	0.8	0	0	0	0	0	0	1.7
at West Virginia	01/25/2021		17:28	1-2	.500	0-1	.000	1-1	1.000	0	1	1	0.8	1	3	0	0	0	3	1.8
at LSU	01/30/2021		01:33	0-0	.000	0-0	.000	0-0	.000	0	0	0	0.8	1	0	1	0	0	0	1.7
Oklahoma	02/01/2021		15:09	2-2	1.000	1-1	1.000	2-4	.500	0	3	3	0.9	0	0	0	0	0	7	2.1
at Kansas St.	02/06/2021		10:27	1-1	1.000	0-0	.000	1-2	.500	0	0	0	0.9	1	0	1	0	0	3	2.1
West Virginia	02/09/2021		06:13	0-1	.000	0-1	.000	0-0	.000	1	0	1	0.9	3	1	0	0	0	0	2.0
at Kansas	02/20/2021		09:25	0-0	.000	0-0	.000	0-0	.000	0	1	1	0.9	0	0	0	0	0	0	1.9
at Oklahoma St.	02/22/2021		11:26	1-3	.333	0-1	.000	0-0	.000	0	2	2	0.9	3	3	1	0	0	2	1.9
Texas	02/27/2021		13:41	0-0	.000	0-0	.000	0-0	.000	0	0	0	0.9	4	0	1	0	0	0	1.8
TCU	03/02/2021		14:51	1-3	.333	0-1	.000	0-0	.000	0	2	2	0.9	1	0	0	0	0	2	1.8
Iowa St.	03/04/2021		13:21	0-3	.000	0-3	.000	3-5	.600	0	2	2	1.0	2	0	0	0	0	3	1.9
at Baylor	03/07/2021		12:31	1-1	1.000	0-0	.000	0-0	.000	0	1	1	1.0	2	0	0	0	0	2	1.9
vs Texas	03/11/2021		07:18	1-1	1.000	1-1	1.000	0-2	.000	0	2	2	1.0	0	1	0	0	0	3	1.9
vs Utah St.	03/19/2021		10:05	1-2	.500	0-1	.000	0-0	.000	0	2	2	1.1	2	3	0	0	1	2	1.9
Totals		0	209:47	12-31	.387	5-18	.278	15-26	.577	2	23	25	1.1	34	14	9	0	4	44	1.9

Player Averages

Games Played	Minutes/game	Points/game	FG Pct	3FG Pct	FT Pct	Rebounds/game	Assists/game	Turnovers/game	Assist/Turnover ratio	Steals/game	Blocks/game
23	9.1	1.9	38.7	27.8	57.7	1.1	0.6	0.4	1.6	0.2	0.0



G  **Fr.**

Cibolo, TX
6'7" • 215 lbs

PRIOR TO TEXAS TECH: Peavy earned TABC Class 6A Player of the Year after averaging 19 points and 7.5 rebounds per game as a senior and was named to the Jordan Brand Classic roster... He helped lead Duncanville High School to a 2019 Class 6A State Championship as a junior where he averaged 16 points and 6.6 rebounds per game... As a senior, Peavy led Duncanville back to the UIL state tournament which was canceled due to the COVID-19 pandemic... He earned the 2019 State Championship Game MVP... He signed with Texas Tech as a 4-star prospect by ESPN, Rivals and 247Sports and was the No. 2-ranked prospect in Texas according to Mike Kunststadt's Texas Hoops... Peavy was the No. 32-ranked player in the nation by ESPN and No. 34 by Rivals...

In Nike EYBL play, he was eighth in scoring after averaging 23.2 points per game and fourth with 10.1 rebounds per game... Peavy was one of four players to average a double-double on the Nike EYBL circuit in the summer following his junior season... Peavy, who was high school teammates with former Red Raider Jahmi'us Ramsey, was selected to participate in the prestigious 2019 Nike Skills Academy and for the 2019 NBPA Top 100 Camp... He chose Texas Tech over TCU, Texas and Florida.

PERSONAL: Son of Tamara and David Peavy. Has two siblings, DJ and Teanna Peavy. Signed with Texas Tech on November 13, 2019.



Micah Peavy

Freshman | Guard | Cibolo, Texas



@mjpv5 | @mjpv5



"I'm a versatile player who is always going to compete. I can do a lot of different things offensively and can defend multiple positions. Coming in this season I'm ready to learn from our older guys. I'm here to take everything in and put it into my game to be successful this year. My mentality on offense is to score or make the right play. I'm ready to drive to the basket or make a pass to set up the open man. I'm coming from a winning program and see a lot of similarities. Everyone here wants to win and are doing everything it takes to achieve our goals. Our culture is one that is just like a family."

				Field Goals		3-Point		F-Throws		Rebounds								Scoring		
SEASON	TEAM	GP-GS	MIN/AVG	FG-FGA	FG%	3FG-FGA	3FG%	FT-FTA	FT%	OFF	DEF	TOT	AVG	PF-FO	AST	TO	BLK	STL	PTS	AVG
2020-21	TTU	28-25	573/20.5	73-155	.471	0-3	.000	18-38	.474	56	31	87	3.1	71-4	39	33	6	17	164	5.9
TOTAL		28-25	573/20.5	73-155	.471	0-3	.000	18-38	.474	56	31	87	3.1	71-4	39	33	6	17	164	5.9

Single Game Highs

Statistic	Value	
Points	14	vs Northwestern St. 11/25/20
Rebounds	7	vs TCU 03/02/21, at Kansas 02/20/21
Assists	5	vs Troy 12/04/20
Steals	3	vs Northwestern St. 11/25/20
Blocks	2	vs Utah St. 03/19/21
FG Made	7	vs Northwestern St. 11/25/20
FG Attempts	13	vs A&M-Corpus Christi 12/12/20
3FG Attempts	1	vs A&M-Corpus Christi 12/12/20, at Oklahoma 12/22/20, vs Texas 02/27/21
FT Made	3	vs Kansas St. 01/05/21
FT Attempts	4	vs Kansas St. 01/05/21, at Kansas 02/20/21, vs Troy 12/04/20

Season Stats

Opponent	Date	GS	MIN	Total		3-Pointers		Free throws		Rebounds										
				FG-FGA	PCT	3FG-3FGA	PCT	FT-FTA	PCT	OFF	DEF	TOT	AVG	PF	A	T/O	BLK	STL	PTS	AVG
Northwestern St.	11/25/2020	*	18:02	7-10	.700	0-0	.000	0-1	.000	1	4	5	5.0	1	3	1	0	3	14	14.0
Sam Houston	11/27/2020	*	16:42	0-2	.000	0-0	.000	0-2	.000	1	0	1	3.0	3	2	1	0	0	0	7.0
vs Houston	11/29/2020	*	27:07	6-8	.750	0-0	.000	0-3	.000	2	2	4	3.3	5	1	2	0	0	12	8.7
Troy	12/04/2020	*	23:13	3-4	.750	0-0	.000	2-4	.500	1	0	1	2.8	1	5	2	0	0	8	8.5
Grambling	12/06/2020	*	23:23	0-3	.000	0-0	.000	0-0	.000	1	1	2	2.6	1	1	3	0	1	0	6.8
Abilene Christian	12/09/2020	*	21:47	1-6	.167	0-0	.000	0-2	.000	1	0	1	2.3	3	0	2	1	0	2	6.0
vs A&M-Corpus Christi	12/12/2020	*	25:15	6-13	.462	0-1	.000	0-0	.000	4	1	5	2.7	0	2	2	0	2	12	6.9
Kansas	12/17/2020	*	26:52	4-6	.667	0-0	.000	0-1	.000	3	3	6	3.1	2	1	2	0	0	8	7.0
at Oklahoma	12/22/2020	*	25:11	0-5	.000	0-1	.000	0-0	.000	2	2	4	3.2	3	1	1	0	0	0	6.2
Incarnate Word	12/29/2020	*	15:58	3-7	.429	0-0	.000	1-2	.500	4	0	4	3.3	2	0	0	0	0	7	6.3
Oklahoma St.	01/02/2021		08:54	0-3	.000	0-0	.000	0-0	.000	1	0	1	3.1	1	0	1	0	0	0	5.7
Kansas St.	01/05/2021	*	23:27	3-4	.750	0-0	.000	3-4	.750	2	1	3	3.1	2	2	0	0	0	9	6.0
at Iowa St.	01/09/2021	*	19:42	2-5	.400	0-0	.000	2-2	1.000	1	0	1	2.9	4	3	0	0	2	6	6.0
at Texas	01/13/2021	*	19:55	2-8	.250	0-0	.000	0-0	.000	1	1	2	2.9	4	0	1	0	0	4	5.9
Baylor	01/16/2021	*	20:53	3-5	.600	0-0	.000	0-0	.000	3	2	5	3.0	5	0	1	1	1	6	5.9
at West Virginia	01/25/2021	*	16:49	2-4	.500	0-0	.000	2-2	1.000	2	0	2	2.9	5	1	0	0	0	6	5.9
at LSU	01/30/2021	*	16:34	1-1	1.000	0-0	.000	0-0	.000	1	1	2	2.9	0	1	3	1	0	2	5.6
Oklahoma	02/01/2021	*	16:23	1-3	.333	0-0	.000	1-2	.500	2	0	2	2.8	2	0	0	0	0	3	5.5
at Kansas St.	02/06/2021	*	12:14	0-2	.000	0-0	.000	0-0	.000	1	0	1	2.7	2	0	0	0	0	0	5.2
West Virginia	02/09/2021	*	18:09	4-5	.800	0-0	.000	0-0	.000	1	2	3	2.8	3	1	1	0	1	8	5.4
at Kansas	02/20/2021	*	24:31	4-6	.667	0-0	.000	2-4	.500	4	3	7	3.0	3	0	2	0	0	10	5.6
at Oklahoma St.	02/22/2021	*	15:33	2-7	.286	0-0	.000	0-0	.000	1	0	1	2.9	4	1	0	1	1	4	5.5
Texas	02/27/2021	*	26:09	2-6	.333	0-1	.000	1-2	.500	4	1	5	3.0	3	4	1	0	0	5	5.5
TCU	03/02/2021	*	24:44	3-7	.429	0-0	.000	1-2	.500	3	4	7	3.1	1	2	2	0	1	7	5.5
Iowa St.	03/04/2021	*	25:17	6-8	.750	0-0	.000	0-0	.000	1	3	4	3.2	2	3	3	0	1	12	5.8
at Baylor	03/07/2021	*	22:20	3-8	.375	0-0	.000	0-1	.000	4	0	4	3.2	5	1	0	0	0	6	5.8
vs Texas	03/11/2021		21:01	2-3	.667	0-0	.000	2-2	1.000	3	0	3	3.2	0	4	1	0	2	6	5.8
vs Utah St.	03/19/2021		17:04	3-6	.500	0-0	.000	1-2	.500	1	0	1	3.1	4	0	1	2	2	7	5.9
Totals		25	573:09	73-155	.471	0-3	.000	18-38	.474	56	31	87	3.1	71	39	33	6	17	164	5.9

Player Averages

Games Played	Minutes/game	Points/game	FG Pct	3FG Pct	FT Pct	Rebounds/game	Assists/game	Turnovers/game	Assist/Turnover ratio	Steals/game	Blocks/game
28	20.5	5.9	47.1	0.0	47.4	3.1	1.4	1.2	1.2	0.6	0.2



F  **Fr.**

Baton Rouge, LA
6'7" • 220 lbs

2019-20: Redshirt Season.

PRIOR TO TEXAS TECH: Played at Trinity Christian where he averaged 17.9 points, 12.3 rebounds, 3.0 block as a senior... Was named TAAPS 5A Player of the Year as a junior... Earned First-Team TAAPS All-State and was the District Defensive Player as a senior... Earned All-Tournament Tarkanian Classic selection in Las Vegas... Played for head coach Ray Wilkerson.... Recorded a 26 points, 13 rebounds and six blocks performance against Pinkston...

Averaged 20 points, 11 rebounds and 2.9 blocks as junior.... Played at API in Dallas first two years... Played for Mudiay Elite in the Under Armour Association where he averaged 16.4 points and 10.9 rebounds per game.

PERSONAL: Son Richard Smith and Paulette Smith. Has five siblings, Richard, Ebony, Chauncey, Donna, Christina. Chose Oregon, Houston, TCU. Born on Jan. 20... Signed with Texas Tech on May 13, 2019.



Tyreek Smith

Redshirt Freshman | Forward | Baton Rouge, Louisiana



@cutup_reek | @cutup.reek



"I'm going to bring toughness, big dunks and a lot of energy. I think I grew a lot last year when I was sitting out and not playing. I feel like my basketball IQ got better and I see the game a different way now. I'm going to play my role and help the team. That's all I care about right now. I want to swat every shot that comes into the paint. I'm going bring energy and get the clean-up buckets."

				Field Goals		3-Point		F-Throws		Rebounds									Scoring	
SEASON	TEAM	GP-GS	MIN/AVG	FG-FGA	FG%	3FG-FGA	3FG%	FT-FTA	FT%	OFF	DEF	TOT	AVG	PF-FO	AST	TO	BLK	STL	PTS	AVG
2020-21	TTU	28-0	243/8.7	28-46	.609	3-8	.375	17-28	.607	21	50	71	2.5	21-0	6	5	21	2	76	2.7
TOTAL		28-0	243/8.7	28-46	.609	3-8	.375	17-28	.607	21	50	71	2.5	21-0	6	5	21	2	76	2.7

Single Game Highs

Statistic	Value	
Points	9	vs TCU 03/02/21
Rebounds	8	vs Oklahoma 02/01/21
Assists	1	6 times
Steals	2	at Kansas St. 02/06/21
Blocks	3	at Kansas St. 02/06/21, vs Troy 12/04/20
FG Made	4	vs TCU 03/02/21
FG Attempts	4	4 times
3FG Made	1	vs Iowa St. 03/04/21, at Kansas St. 02/06/21, vs Troy 12/04/20
3FG Attempts	1	8 times
FT Made	3	vs A&M-Corpus Christi 12/12/20
FT Attempts	5	vs A&M-Corpus Christi 12/12/20

Season Stats

Opponent	Date	GS	MIN	Total		3-Pointers		Free throws		Rebounds										
				FG-FGA	PCT	3FG-3FGA	PCT	FT-FTA	PCT	OFF	DEF	TOT	AVG	PF	A	T/O	BLK	STL	PTS	AVG
Northwestern St.	11/25/2020		11:42	3-4	.750	0-0	.000	1-3	.333	3	1	4	4.0	2	1	0	1	0	7	7.0
Sam Houston	11/27/2020		12:46	1-1	1.000	0-0	.000	2-2	1.000	0	2	2	3.0	1	0	0	0	0	4	5.5
vs Houston	11/29/2020		05:11	0-1	.000	0-1	.000	2-2	1.000	1	3	4	3.3	1	0	1	1	0	2	4.3
Troy	12/04/2020		12:27	3-4	.750	1-1	1.000	0-2	.000	2	2	4	3.5	2	0	0	3	0	7	5.0
Grambling	12/06/2020		11:18	1-4	.250	0-0	.000	0-0	.000	0	0	0	2.8	1	0	1	1	0	2	4.4
Abilene Christian	12/09/2020		04:03	0-0	.000	0-0	.000	0-0	.000	1	0	1	2.5	1	0	0	0	0	0	3.7
vs A&M-Corpus Christi	12/12/2020		11:58	1-2	.500	0-1	.000	3-5	.600	3	1	4	2.7	0	1	0	0	0	5	3.9
Kansas	12/17/2020		08:43	2-3	.667	0-0	.000	0-0	.000	2	1	3	2.8	0	0	0	1	0	4	3.9
at Oklahoma	12/22/2020		01:21	0-0	.000	0-0	.000	0-0	.000	0	0	0	2.4	0	0	1	0	0	0	3.4
Incarnate Word	12/29/2020		10:23	1-2	.500	0-1	.000	1-2	.500	1	1	2	2.4	3	1	1	2	0	3	3.4
Oklahoma St.	01/02/2021		07:46	2-2	1.000	0-0	.000	0-1	.000	0	3	3	2.5	1	0	0	1	0	4	3.5
Kansas St.	01/05/2021		05:41	0-0	.000	0-0	.000	0-0	.000	0	0	0	2.3	0	0	0	1	0	0	3.2
at Iowa St.	01/09/2021		09:02	1-1	1.000	0-0	.000	0-0	.000	1	3	4	2.4	2	0	0	1	0	2	3.1
at Texas	01/13/2021		09:19	0-0	.000	0-0	.000	0-0	.000	0	1	1	2.3	0	0	0	1	0	0	2.9
Baylor	01/16/2021		03:03	0-0	.000	0-0	.000	0-0	.000	2	0	2	2.3	0	0	0	0	0	0	2.7
at West Virginia	01/25/2021		06:22	1-2	.500	0-0	.000	0-0	.000	0	1	1	2.2	1	0	0	0	0	2	2.6
at LSU	01/30/2021		04:23	0-1	.000	0-0	.000	0-0	.000	0	0	0	2.1	0	0	0	0	0	0	2.5
Oklahoma	02/01/2021		12:30	1-1	1.000	0-0	.000	0-0	.000	2	6	8	2.4	1	0	0	2	0	2	2.4
at Kansas St.	02/06/2021		12:35	1-1	1.000	1-1	1.000	2-2	1.000	0	1	1	2.3	0	0	0	3	2	5	2.6
West Virginia	02/09/2021		10:53	0-2	.000	0-0	.000	0-0	.000	1	2	3	2.4	0	0	0	1	0	0	2.5
at Kansas	02/20/2021		11:26	0-3	.000	0-1	.000	2-2	1.000	0	2	2	2.3	1	0	0	1	0	2	2.4
at Oklahoma St.	02/22/2021		07:41	0-1	.000	0-1	.000	0-0	.000	0	2	2	2.3	0	0	0	0	0	0	2.3
Texas	02/27/2021		06:11	1-1	1.000	0-0	.000	0-1	.000	0	2	2	2.3	1	1	1	1	0	2	2.3
TCU	03/02/2021		14:00	4-4	1.000	0-0	.000	1-3	.333	0	6	6	2.5	1	1	0	0	0	9	2.6
Iowa St.	03/04/2021		11:38	1-1	1.000	1-1	1.000	2-2	1.000	0	6	6	2.6	1	1	0	0	0	5	2.7
at Baylor	03/07/2021		05:51	2-2	1.000	0-0	.000	1-1	1.000	1	2	3	2.6	0	0	0	0	0	5	2.8
vs Texas	03/11/2021		11:54	2-2	1.000	0-0	.000	0-0	.000	1	2	3	2.6	1	0	0	0	0	4	2.8
vs Utah St.	03/19/2021		02:40	0-1	.000	0-0	.000	0-0	.000	0	0	0	2.5	0	0	0	0	0	0	2.7
Totals			0	242:46	.609	3-8	.375	17-28	.607	21	50	71	2.5	21	6	5	21	2	76	2.7

Player Averages

Games Played	Minutes/game	Points/game	FG Pct	3FG Pct	FT Pct	Rebounds/game	Assists/game	Turnovers/game	Assist/Turnover ratio	Steals/game	Blocks/game
28	8.7	2.7	60.9	37.5	60.7	2.5	0.2	0.2	1.2	0.1	0.8



G ——— Jr.

Arlington, TX

6'4" • 195 lbs

AWARDS

- All-Big 12 Honorable Mention (2021)
- All-Big 12 Preseason Honorable Mention (2020-21)
- Big 12 Player of the Week (1/20/2020)

SOPHOMORE SEASON (2019-20): Edwards completed his sophomore season averaging 11.4 points, 4.0 rebounds and 3.1 rebounds per game... A starter in all 31 games, he scored a career-high with 24 points at Kansas State where he went 9-for-14 from the field with three 3-pointers and followed it by making a career-best five 3-pointers in a 22-point performance against Iowa State... Edwards, who has played in all 69 games through his first two seasons at Tech, has now scored 562 points and has 137 assists and 208 rebounds on his career resume... He led the Red Raiders in scoring in four games during the 2019-20 season and had a career-high nine rebounds at West Virginia where he added nine points... Edwards scored in double figures in 17 of 31 games with three games of 20-plus scoring with the addition of a 20 point game against CSU Bakersfield... Edwards finished the season making 48 3-pointers which was the third most on the team with 14 games of two or more... Along with hitting five 3-pointers against Iowa State he also had four 3-pointers in the 46-point win over TCU at home... In conference play, Edwards averaged 11.4 points per game to match his season average... Along with his

scoring he had 95 assists for the season with 20 games of three assists or more, including matching his career-best with six assists at Kansas... Edwards earned Big 12 Player of the Week on Jan. 20 after his performances at Kansas State and against Iowa State.

FRESHMAN SEASON (2018-19): Edwards averaged 5.5 points, 2.2 rebounds and 1.1 assists per game in his freshman season where he helped lead the Red Raiders to the national championship game... He scored 12 points in the national final against Virginia after going 4-for-5 from the field, including going 2-for-3 on 3-pointers and then also knocking down two free throws in the overtime game... Edwards played in all 38 games in his first season as a reserve and would finish the year with 42 assists, 23 steals and 31 3-pointers... He scored a career-high 19 points in a win over Northern Colorado where he went 7-for-7 from the field with four 3-pointers and had five double-digit scoring performances on the year... He began his collegiate career with 10 points in the season-opener against Incarnate Word and followed it with nine points against Mississippi Valley State in the second game... Edwards would score 10 points in games against Arkansas-Pine Bluff and Abilene Christian... In conference play, he had a high of nine points in games against Kansas State and Iowa State... Edwards averaged 5.8 points per game in the six NCAA tournament games capped by the 12-point performance against the Cavaliers... He

also had eight points in the Elite Eight win over Gonzaga where he hit two 3-pointers and added six points in the Final Four semifinal victory over Michigan State where he also had four rebounds... Edwards finished the season shooting 31-for-69 (44.9 %) from beyond the arc.

PRIOR TO TEXAS TECH: Played high school basketball for Celester Collier at James Bowie High School in Arlington and for Rodney Haddix at Findlay Prep in Nevada ... Rated as a four-star prospect and received an 81 scout grade from ESPN.com ... Posted 16.4 points, 5.2 rebounds and 4.2 assists per game as a senior... Amassed 22.4 points, 6.0 rebounds and 3.1 assists per game during his junior season at James Bowie High School in Arlington ... Tabbed District 4-6A Offensive Player of the Year ... Signed his National Letter of Intent (NLI) in November 2017 ... Received close to 30 scholarship offers out of high school ... Chose Texas Tech over Butler, Georgia Tech, Kansas State, Oklahoma State and Virginia Tech.

PERSONAL: Son of Lori Alexander and Kelvin Edwards. His father played wide receiver in the NFL for New Orleans, Dallas and San Francisco after playing collegiately at Liberty University.



Kyler Edwards

Junior | Guard | Arlington, Texas

@kyleredwards_ | @kyleredwards_

"I'm bringing leadership and experience. I have the ability to make big plays and shots. I can help the young guys by using my experience and talking with them. I always bring a winning attitude and expect to win. My goal this year is to win the whole thing. Win the Big 12 and national championship. This year's team reminds me of our team from my freshman year. Everyone is real competitive with a drive and willingness to listen and work. I'm excited about what we can do as a team this season and my development. I've worked really hard since I got here and a lot over the summer to improve. I'm ready to get out there again."

				Field Goals		3-Point		F-Throws		Rebounds									Scoring	
SEASON	TEAM	GP-GS	MIN/AVG	FG-FGA	FG%	3FG-FGA	3FG%	FT-FTA	FT%	OFF	DEF	TOT	AVG	PF-FO	AST	TO	BLK	STL	PTS	AVG
2018-19	TTU	38-0	678/17.8	71-172	.413	31-69	.449	35-53	.660	10	75	85	2.2	57-1	42	33	8	23	208	5.5
2019-20	TTU	31-31	1034/33.3	124-307	.404	48-149	.322	58-75	.773	19	104	123	4.0	55-1	95	60	17	29	354	11.4
2020-21	TTU	28-25	869/31.0	87-212	.410	53-128	.414	56-70	.800	12	119	131	4.7	45-1	76	35	13	31	283	10.1
TOTAL		97-56	2581/26.6	282-691	.408	132-346	.382	149-198	.753	41	298	339	3.5	157-3	213	128	38	83	845	8.7

Single Game Highs

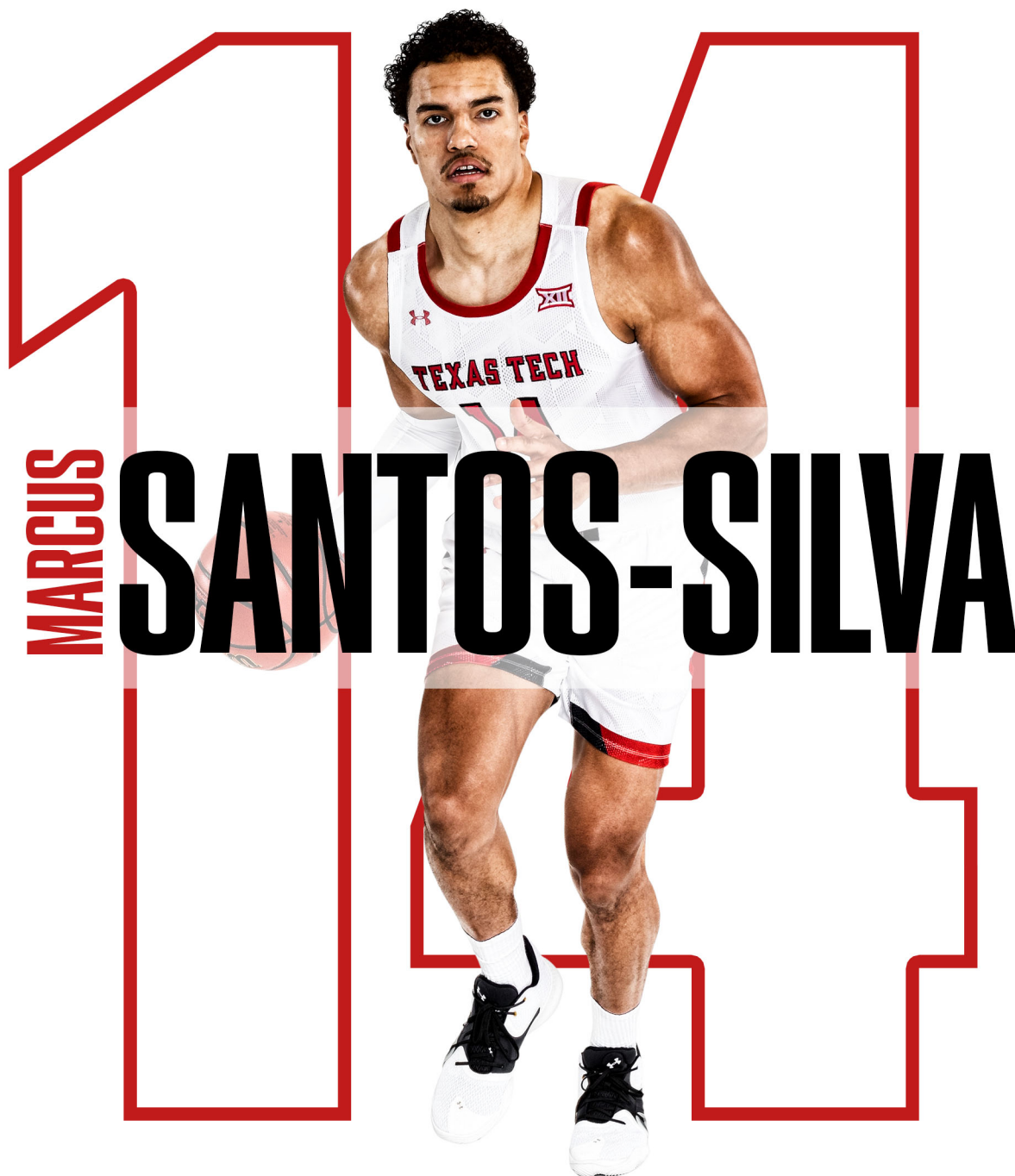
Statistic	Value	
Points	24	at Kansas St. 01/14/20
Rebounds	11	vs Grambling 12/06/20
Assists	7	vs Northwestern St. 11/25/20
Steals	3	6 times
Blocks	4	vs Baylor 01/07/20
FG Made	9	at Kansas St. 01/14/20
FG Attempts	15	vs Creighton 11/29/19
3FG Made	5	vs Iowa St. 01/18/20
3FG Attempts	9	vs Oklahoma St. 01/02/21
FT Made	9	vs Abilene Christian 12/09/20
FT Attempts	10	vs Abilene Christian 12/09/20

Season Stats

Opponent	Date	GS	MIN	Total		3-Pointers		Free throws		Rebounds										
				FG-FGA	PCT	3FG-3FGA	PCT	FT-FTA	PCT	OFF	DEF	TOT	AVG	PF	A	T/O	BLK	STL	PTS	AVG
Northwestern St.	11/25/2020	*	21:10	4-7	.571	1-3	.333	1-2	.500	0	5	5	5.0	1	7	0	0	1	10	10.0
Sam Houston	11/27/2020	*	21:14	1-6	.167	1-4	.250	6-6	1.000	0	3	3	4.0	1	2	2	0	0	9	9.5
vs Houston	11/29/2020	*	34:23	2-7	.286	1-5	.200	0-3	.000	1	5	6	4.7	3	3	1	0	0	5	8.0
Troy	12/04/2020	*	24:34	4-6	.667	4-5	.800	2-2	1.000	0	0	0	3.5	1	4	0	0	0	14	9.5
Grambling	12/06/2020	*	25:48	4-8	.500	2-5	.400	3-3	1.000	2	9	11	5.0	0	5	2	2	2	13	10.2
Abilene Christian	12/09/2020	*	39:47	4-12	.333	2-7	.286	9-10	.900	2	5	7	5.3	0	1	2	1	2	19	11.7
vs A&M-Corpus Christi	12/12/2020	*	25:46	3-10	.300	2-5	.400	1-2	.500	1	2	3	5.0	2	3	1	0	0	9	11.3
Kansas	12/17/2020	*	36:12	0-9	.000	0-5	.000	0-0	.000	0	1	1	4.5	0	1	0	0	1	0	9.9
at Oklahoma	12/22/2020		31:16	1-4	.250	1-3	.333	0-0	.000	0	9	9	5.0	3	3	1	1	1	3	9.1
Incarnate Word	12/29/2020		20:09	2-6	.333	2-4	.500	4-4	1.000	1	7	8	5.3	0	2	0	2	0	10	9.2
Oklahoma St.	01/02/2021		35:59	5-11	.455	4-9	.444	4-6	.667	0	7	7	5.5	3	3	4	0	0	18	10.0
Kansas St.	01/05/2021	*	33:18	3-9	.333	1-5	.200	2-2	1.000	1	4	5	5.4	0	2	0	0	1	9	9.9
at Iowa St.	01/09/2021	*	29:31	6-9	.667	3-5	.600	4-5	.800	0	4	4	5.3	2	3	0	0	1	19	10.6
at Texas	01/13/2021	*	31:57	2-7	.286	2-5	.400	1-2	.500	1	5	6	5.4	2	1	1	2	2	7	10.4
Baylor	01/16/2021	*	36:14	3-8	.375	1-5	.200	0-1	.000	0	6	6	5.4	4	1	4	0	0	7	10.1
at West Virginia	01/25/2021	*	28:25	3-9	.333	2-4	.500	0-0	.000	0	3	3	5.3	0	0	0	0	2	8	10.0
at LSU	01/30/2021	*	31:39	3-8	.375	2-5	.400	0-0	.000	0	1	1	5.0	3	3	0	0	0	8	9.9
Oklahoma	02/01/2021	*	32:38	2-8	.250	1-3	.333	0-0	.000	1	2	3	4.9	1	0	3	1	0	5	9.6
at Kansas St.	02/06/2021	*	35:02	4-6	.667	3-4	.750	2-4	.500	0	8	8	5.1	2	3	1	1	1	13	9.8
West Virginia	02/09/2021	*	35:13	3-6	.500	0-2	.000	5-5	1.000	0	7	7	5.2	1	6	0	0	3	11	9.9
at Kansas	02/20/2021	*	30:53	1-4	.250	1-2	.500	0-0	.000	0	2	2	5.0	0	2	1	0	1	3	9.5
at Oklahoma St.	02/22/2021	*	37:13	2-5	.400	1-1	1.000	0-0	.000	0	5	5	5.0	2	3	0	0	3	5	9.3
Texas	02/27/2021	*	25:10	2-5	.400	2-5	.400	4-4	1.000	0	3	3	4.9	5	4	1	0	0	10	9.3
TCU	03/02/2021	*	26:19	7-8	.875	4-5	.800	2-2	1.000	0	0	0	4.7	1	4	2	1	0	20	9.8
Iowa St.	03/04/2021	*	28:19	4-5	.800	3-4	.750	0-0	.000	0	3	3	4.6	2	1	3	0	3	11	9.8
at Baylor	03/07/2021	*	36:07	7-10	.700	4-6	.667	0-0	.000	0	5	5	4.7	2	4	2	2	2	18	10.2
vs Texas	03/11/2021	*	37:59	2-11	.182	1-7	.143	2-3	.667	1	3	4	4.6	3	1	1	0	2	7	10.0
vs Utah St.	03/19/2021	*	36:23	3-8	.375	2-5	.400	4-4	1.000	1	5	6	4.7	1	4	3	0	3	12	10.1
Totals		25	868:38	87-212	.410	53-128	.414	56-70	.800	12	119	131	4.7	45	76	35	13	31	283	10.1

Player Averages

Games Played	Minutes/game	Points/game	FG Pct	3FG Pct	FT Pct	Rebounds/game	Assists/game	Turnovers/game	Assist/Turnover ratio	Steals/game	Blocks/game
28	31.0	10.1	41.0	41.4	80.0	4.7	2.7	1.3	2.2	1.1	0.5



F  **Sr.**

Taunton, MA
6'7" • 245 lbs

AWARDS

- Big 12 Preseason Newcomer of the Year (2020-21)

PRIOR TO TEXAS TECH: Santos-Silva arrived at Texas Tech after playing three seasons at VCU and earning his bachelor's degree in Homeland Security and Emergency Preparedness... He is coming off a junior season where he earned NABC All-District Second Team and Atlantic 10 All-Academic Team... He transfers having accumulated 828 points, 620

rebounds and 92 blocked shots through 97 games in his career... Santos-Silva recorded 10 double-doubles during the 2019-20 season for the Rams and led VCU in scoring with 12.8 points per game after averaging 10.0 points per game in his sophomore season... A 6-foot-7 forward, he's coming off a season where he also led his team in rebounds (8.9) and blocks (1.2) per game and finished the shortened season shooting 56.9 percent from the field... Santos-Silva led VCU in scoring in 20 games after he earned Atlantic 10

All-Tournament honors as a sophomore following a 26-point, 22-rebound game against Rhode Island in the quarterfinals... He matched that career-high performance last season by going off for 26 points at George Mason where he was 10-for-14 from the field and also had 14 rebounds.

PERSONAL: Son of Jackie and Louie... Has two siblings, Luis and Arianna. Signed with Texas Tech on April 30, 2020.



Marcus Santos-Silva

Senior | Forward | Taunton, Massachusetts

@Marcus7345 | @marcus_silva97

"I'm going to bring leadership and make sure we compete every single day. We're not going to have any bad days. The game is not just physical, it's mental. You have to bring it every day. If you don't then you're going to be exposed. It's a different animal at this level of basketball. We're a close team that is already treating each other like we're brothers. Our connections are good on the court and off the court. We're a lot of hardnosed dudes. Coach likes to say we're street dogs and we go after it every single day. Our main goal and focus is to win the national championship. Everything we do is to get closer to that goal. No matter what's going on, once we get to the arena we know it's time to work as hard as we can to reach our goals."

				Field Goals		3-Point		F-Throws		Rebounds										Scoring	
SEASON	TEAM	GP-GS	MIN/AVG	FG-FGA	FG%	3FG-FGA	3FG%	FT-FTA	FT%	OFF	DEF	TOT	AVG	PF-FO	AST	TO	BLK	STL	PTS	AVG	
2017-18	VCU	33-0	323/9.8	46-86	.535	0-0	.000	10-25	.400	34	66	100	3.0	52-1	9	26	17	3	102	3.1	
2018-19	VCU	33-33	732/22.2	129-217	.594	0-0	.000	71-119	.597	101	142	243	7.4	94-0	24	36	36	28	329	10.0	
2019-20	VCU	31-31	845/27.3	161-283	.569	0-0	.000	75-136	.551	92	185	277	8.9	90-3	29	59	39	34	397	12.8	
2020-21	TTU	28-28	664/23.7	100-185	.541	0-1	.000	36-62	.581	85	96	181	6.5	72-3	38	39	32	20	236	8.4	
TOTAL FOR TTU		28-28	664/23.7	100-185	.541	0-1	.000	36-62	.581	85	96	181	6.5	72-3	38	39	32	20	236	8.4	
TOTAL		125-92	2564/20.5	436-771	.565	0-1	.000	192-342	.561	312	489	801	6.4	308-7	100	160	124	85	1064	8.5	

Single Game Highs

Statistic	Value	
Points	26	vs Rhode Island 03/15/19, at George Mason 01/05/20
Rebounds	22	vs Rhode Island 03/15/19
Assists	5	at Kansas St. 02/06/21
Steals	5	at Texas 12/05/18
Blocks	4	vs Abilene Christian 12/09/20, vs Oklahoma St. 01/02/21
FG Made	10	at George Mason 01/05/20
FG Attempts	14	vs Rhode Island 03/15/19, vs Duquesne 03/03/20, at George Mason 01/05/20
3FG Attempts	1	at Kansas 02/20/21
FT Made	10	vs Rhode Island 03/15/19
FT Attempts	14	vs Rhode Island 03/15/19

Season Stats

Opponent	Date	GS	MIN	Total		3-Pointers		Free throws		Rebounds				PF	A	T/O	BLK	STL	PTS	AVG
				FG-FGA	PCT	3FG-FGA	PCT	FT-FTA	PCT	OFF	DEF	TOT	AVG							
Northwestern St.	11/25/2020	*	18:18	4-6	.667	0-0	.000	2-2	1.000	5	8	13	13.0	1	1	1	1	1	10	10.0
Sam Houston	11/27/2020	*	18:55	5-6	.833	0-0	.000	2-2	1.000	4	6	10	11.5	1	1	1	0	1	12	11.0
vs Houston	11/29/2020	*	24:40	2-3	.667	0-0	.000	0-1	.000	2	3	5	9.3	3	1	6	1	1	4	8.7
Troy	12/04/2020	*	22:39	1-1	1.000	0-0	.000	1-4	.250	3	4	7	8.8	2	0	2	0	1	3	7.3
Grambling	12/06/2020	*	22:34	4-10	.400	0-0	.000	0-0	.000	3	3	6	8.2	2	0	1	1	1	8	7.4
Abilene Christian	12/09/2020	*	25:45	3-5	.600	0-0	.000	2-4	.500	2	4	6	7.8	4	1	2	4	1	8	7.5
vs A&M-Corpus Christi	12/12/2020	*	24:04	5-6	.833	0-0	.000	2-5	.400	3	3	6	7.6	4	2	0	3	0	12	8.1
Kansas	12/17/2020	*	18:49	0-2	.000	0-0	.000	0-0	.000	2	3	5	7.3	4	3	0	2	0	0	7.1
at Oklahoma	12/22/2020	*	30:11	9-13	.692	0-0	.000	0-0	.000	3	4	7	7.2	5	1	3	0	1	18	8.3
Incarinate Word	12/29/2020	*	16:34	4-7	.571	0-0	.000	3-8	.375	2	2	4	6.9	3	1	0	0	1	11	8.6
Oklahoma St.	01/02/2021	*	23:52	2-4	.500	0-0	.000	3-4	.750	3	2	5	6.7	3	0	1	4	0	7	8.5
Kansas St.	01/05/2021	*	32:03	5-9	.556	0-0	.000	4-6	.667	2	0	2	6.3	1	2	1	0	3	14	8.9
at Iowa St.	01/09/2021	*	20:39	3-5	.600	0-0	.000	0-0	.000	1	3	4	6.2	2	1	2	0	2	6	8.7
at Texas	01/13/2021	*	22:30	4-5	.800	0-0	.000	4-5	.800	2	2	4	6.0	5	0	2	2	0	12	8.9
Baylor	01/16/2021	*	25:54	3-7	.429	0-0	.000	2-4	.500	7	4	11	6.3	1	1	5	1	0	8	8.9
at West Virginia	01/25/2021	*	15:45	4-5	.800	0-0	.000	1-2	.500	1	1	2	6.1	4	0	0	0	0	9	8.9
at LSU	01/30/2021	*	23:43	3-8	.375	0-0	.000	0-2	.000	7	5	12	6.4	2	2	1	1	0	6	8.7
Oklahoma	02/01/2021	*	22:17	2-7	.286	0-0	.000	0-0	.000	3	5	8	6.5	3	2	0	0	0	4	8.4
at Kansas St.	02/06/2021	*	27:25	3-10	.300	0-0	.000	0-0	.000	2	4	6	6.5	1	5	0	0	1	6	8.3
West Virginia	02/09/2021	*	13:22	3-4	.750	0-0	.000	0-0	.000	0	0	0	6.2	5	1	1	0	0	6	8.2
at Kansas	02/20/2021	*	24:09	5-10	.500	0-1	.000	2-3	.667	4	4	8	6.2	4	0	0	1	0	12	8.4
at Oklahoma St.	02/22/2021	*	31:50	4-6	.667	0-0	.000	0-0	.000	4	5	9	6.4	4	1	3	3	0	8	8.4
Texas	02/27/2021	*	31:52	4-8	.500	0-0	.000	2-3	.667	2	7	9	6.5	0	0	1	1	1	10	8.4
TCU	03/02/2021	*	24:51	2-7	.286	0-0	.000	0-0	.000	5	1	6	6.5	0	4	2	2	3	4	8.3
Iowa St.	03/04/2021	*	25:14	6-8	.750	0-0	.000	2-2	1.000	1	6	7	6.5	2	2	1	2	0	14	8.5
at Baylor	03/07/2021	*	21:41	3-8	.375	0-0	.000	2-3	.667	2	2	4	6.4	2	0	1	3	0	8	8.5
vs Texas	03/11/2021	*	26:45	4-9	.444	0-0	.000	2-2	1.000	7	2	9	6.5	3	4	2	0	1	10	8.5
vs Utah St.	03/19/2021	*	27:41	3-6	.500	0-0	.000	0-0	.000	3	3	6	6.5	1	2	0	0	1	6	8.4
Totals		28	664:02	100-185	.541	0-1	.000	36-62	.581	85	96	181	6.5	72	38	39	32	20	236	8.4

Player Averages

Games Played	Minutes/game	Points/game	FG Pct	3FG Pct	FT Pct	Rebounds/game	Assists/game	Turnovers/game	Assist/Turnover ratio	Steals/game	Blocks/game
28	23.7	8.4	54.1	0.0	58.1	6.5	1.4	1.4	1.0	0.7	1.1



G So.

San Antonio, TX
6'6" • 205 lbs

AWARDS


- All-Big 12 Honorable Mention (2021)
- Academic All-Big 12 (2020)

REDSHIRT FRESHMAN SEASON (2019-20): McCullar started the final six games of the season and played in 29 during his redshirt freshman year where he averaged 6.0 points, 3.2 rebounds and 1.2 steals per game... He finished the season scoring in double figures in eight games, leading the team in scoring three times and topping the team in rebounding in six games... McCullar scored a career-high 15 points at Oklahoma State after going 6-for-8 from the field and 3 of 3 at the free-throw line in 29 minutes as a reserve... He started the remaining six games, beginning by scoring nine points and having six rebounds in a home win over Kansas State... McCullar had a career-high 11 rebounds and added six points in a road victory at Iowa State before scoring 13 at Oklahoma and Baylor... He led the Red Raiders with eight rebounds and also had seven points in the regular-season finale against Kansas with four of the rebounds coming on the offensive end... McCullar had his first double-figure scoring

performance of his career with 10 points against Long Island and also dropped 10 against UTRGV in non-conference play before scoring in double figures for the first time in conference play at Kansas State... He finished the season with eight games of having five or more rebounds and was third on the team with 35 steals for the season with a career-high four steals against Kansas State and Oklahoma State... McCullar averaged 7.6 points and 4.1 rebounds in conference play and with 10.2 points and 5.8 rebounds in the final five games of the year... Along with his success on the court, he was named to the Academic All-Big 12 Team.

2018-19: Redshirt season.

PRIOR TO TEXAS TECH: McCullar helped lead Converse Wagner to the Class 6A title game as a sophomore before averaging 16.8 points and 6.6 rebounds per game last year. ESPN listed him as a top-30 national player and rivals.com lists him as a 4-Star prospect.



Kevin McCullar

Redshirt Sophomore | Guard | San Antonio, Texas

[@Kevin_McCullar](#) | [@kevinmccullarjr](#)

"I see myself coming in and doing anything I can to help the team win. I'm the type of player that gives it everything I have on offense and defense to create plays for the team. When I see the ball in the air I'm just going up to secure it however I need to. Every possession counts and I value every play. We're a very talented group this season and we're coming together more every time we step on the court for practice. We're building our chemistry. All I try to do is win every day and embrace anything that comes my way. You never know what's going to happen, but if you work hard and are never unsatisfied you're going to get better and become more prepared for big moments."

				Field Goals		3-Point		F-Throws		Rebounds										Scoring	
SEASON	TEAM	GP-GS	MIN/AVG	FG-FGA	FG%	3FG-FGA	3FG%	FT-FTA	FT%	OFF	DEF	TOT	AVG	PF-FO	AST	TO	BLK	STL	PTS	AVG	
2019-20	TTU	29-6	540/18.6	65-127	.512	8-28	.286	37-51	.725	30	63	93	3.2	62-1	21	37	9	35	175	6.0	
2020-21	TTU	19-18	572/30.1	66-160	.413	12-42	.286	48-68	.706	28	89	117	6.2	56-0	39	29	16	34	192	10.1	
TOTAL		48-24	1112/23.2	131-287	.456	20-70	.286	85-119	.714	58	152	210	4.4	118-1	60	66	25	69	367	7.6	

Single Game Highs

Statistic	Value	
Points	16	at Texas 01/13/21
Rebounds	11	at Iowa St. 02/22/20, at Iowa St. 01/09/21
Assists	4	at West Virginia 01/25/21, at Kansas St. 02/06/21
Steals	6	vs Texas 03/11/21
Blocks	4	vs Baylor 01/16/21
FG Made	6	at Oklahoma 02/25/20, at Oklahoma St. 02/15/20, at Texas 01/13/21
FG Attempts	17	at Oklahoma 02/25/20
3FG Made	3	at Kansas St. 02/06/21
3FG Attempts	5	at Baylor 03/07/21
FT Made	7	at Baylor 03/07/21
FT Attempts	10	at Baylor 03/07/21

Season Stats

Opponent	Date	GS	MIN	Total		3-Pointers		Free throws		Rebounds										
				FG-FGA	PCT	3FG-3FGA	PCT	FT-FTA	PCT	OFF	DEF	TOT	AVG	PF	A	T/O	BLK	STL	PTS	AVG
Incarnate Word	12/29/2020		11:35	5-9	.556	0-2	.000	1-1	1.000	3	0	3	3.0	2	2	0	0	0	11	11.0
Oklahoma St.	01/02/2021	*	33:02	2-11	.182	0-1	.000	5-7	.714	2	2	4	3.5	4	2	1	1	2	9	10.0
Kansas St.	01/05/2021	*	27:16	2-6	.333	0-3	.000	2-2	1.000	1	6	7	4.7	3	1	2	2	2	6	8.7
at Iowa St.	01/09/2021	*	26:39	5-8	.625	0-1	.000	5-6	.833	3	8	11	6.3	1	0	1	1	2	15	10.3
at Texas	01/13/2021	*	25:12	6-7	.857	2-2	1.000	2-3	.667	2	6	8	6.6	3	1	0	0	0	16	11.4
Baylor	01/16/2021	*	34:36	3-11	.273	0-3	.000	4-4	1.000	4	6	10	7.2	3	3	2	4	2	10	11.2
at West Virginia	01/25/2021	*	32:42	1-8	.125	0-2	.000	0-0	.000	1	7	8	7.3	4	4	0	0	2	2	9.9
at LSU	01/30/2021	*	32:21	5-10	.500	0-1	.000	0-0	.000	1	5	6	7.1	4	3	3	0	0	10	9.9
Oklahoma	02/01/2021	*	32:33	3-10	.300	2-3	.667	5-6	.833	3	5	8	7.2	1	2	3	0	4	13	10.2
at Kansas St.	02/06/2021	*	36:02	4-8	.500	3-4	.750	4-5	.800	2	4	6	7.1	3	4	1	0	0	15	10.7
West Virginia	02/09/2021	*	31:11	3-6	.500	0-1	.000	2-4	.500	1	0	1	6.5	4	1	2	2	3	8	10.5
at Kansas	02/20/2021	*	33:08	4-10	.400	1-4	.250	3-6	.500	0	9	9	6.8	3	2	0	1	0	12	10.6
at Oklahoma St.	02/22/2021	*	37:15	5-10	.500	1-1	1.000	1-2	.500	2	5	7	6.8	4	1	5	0	4	12	10.7
Texas	02/27/2021	*	32:51	3-6	.500	0-1	.000	4-5	.800	0	5	5	6.6	2	3	1	1	4	10	10.6
TCU	03/02/2021	*	26:02	4-8	.500	1-3	.333	0-1	.000	1	4	5	6.5	3	2	1	1	1	9	10.5
Iowa St.	03/04/2021	*	24:43	0-0	.000	0-0	.000	2-4	.500	0	7	7	6.6	3	2	0	1	1	2	10.0
at Baylor	03/07/2021	*	23:37	2-9	.222	0-5	.000	7-10	.700	0	1	1	6.2	4	2	1	0	1	11	10.1
vs Texas	03/11/2021	*	34:37	5-13	.385	0-1	.000	1-2	.500	1	3	4	6.1	2	1	4	1	6	11	10.1
vs Utah St.	03/19/2021	*	36:48	4-10	.400	2-4	.500	0-0	.000	1	6	7	6.2	3	3	2	1	0	10	10.1
Totals		18	572:09	66-160	.413	12-42	.286	48-68	.706	28	89	117	6.2	56	39	29	16	34	192	10.1

Player Averages

Games Played	Minutes/game	Points/game	FG Pct	3FG Pct	FT Pct	Rebounds/game	Assists/game	Turnovers/game	Assist/Turnover ratio	Steals/game	Blocks/game
19	30.1	10.1	41.3	28.6	70.6	6.2	2.1	1.5	1.3	1.8	0.8



G  **Fr.**

San Diego, CA
6'7" • 215 lbs

PRIOR TO TEXAS TECH: Agbo averaged 22 points per game in his senior season at Saint Augustine HS in San Diego... He signed with Texas Tech as a 4-star prospect by Rivals and 247Sports after being named the 2019 Western League Player of the Year as a junior for head coach Mike Haupt... Agbo was named the 2019-20 San Diego Preseason Player of the Year after averaging 20 points and 9.0 rebounds per game and shooting 42.0 percent on 3-pointers as a junior... Also played for Compton Magic... Agbo chose Texas Tech over USC and was also recruited by Arizona, Cal, San Diego State and Marquette.

PERSONAL: Son of Toni and Chibuzo Agbo. Has one sister, Amaka Agbo. Majoring in Human Science... Signed with Texas Tech on November 13, 2019.

[@Babybuzzo](#) | [@babybuzo](#)

Chibuzo Agbo

Freshman | Guard | San Diego, California

"I bring toughness. I'll never take a day off and will knock down shots. I'm coming in trying to be a solid player right away with no turnovers, make open shots and the right play. I can do the dirty work and get rebounds on defense and score on offense. If there's space between my defender and me, I'm going to shoot it and know that I can make it. On the court, you have to understand when you make a mistake and not make it again. At this level, one mistake can be the difference in a game and I have to do everything I can to help us win."

				Field Goals		3-Point		F-Throws		Rebounds									Scoring	
SEASON	TEAM	GP-GS	MIN/AVG	FG-FGA	FG%	3FG-FGA	3FG%	FT-FTA	FT%	OFF	DEF	TOT	AVG	PF-FO	AST	TO	BLK	STL	PTS	AVG
2020-21	TTU	21-0	130/6.2	14-35	.400	6-21	.286	5-9	.556	9	6	15	0.7	10-0	5	1	2	1	39	1.9
TOTAL		21-0	130/6.2	14-35	.400	6-21	.286	5-9	.556	9	6	15	0.7	10-0	5	1	2	1	39	1.9

Single Game Highs

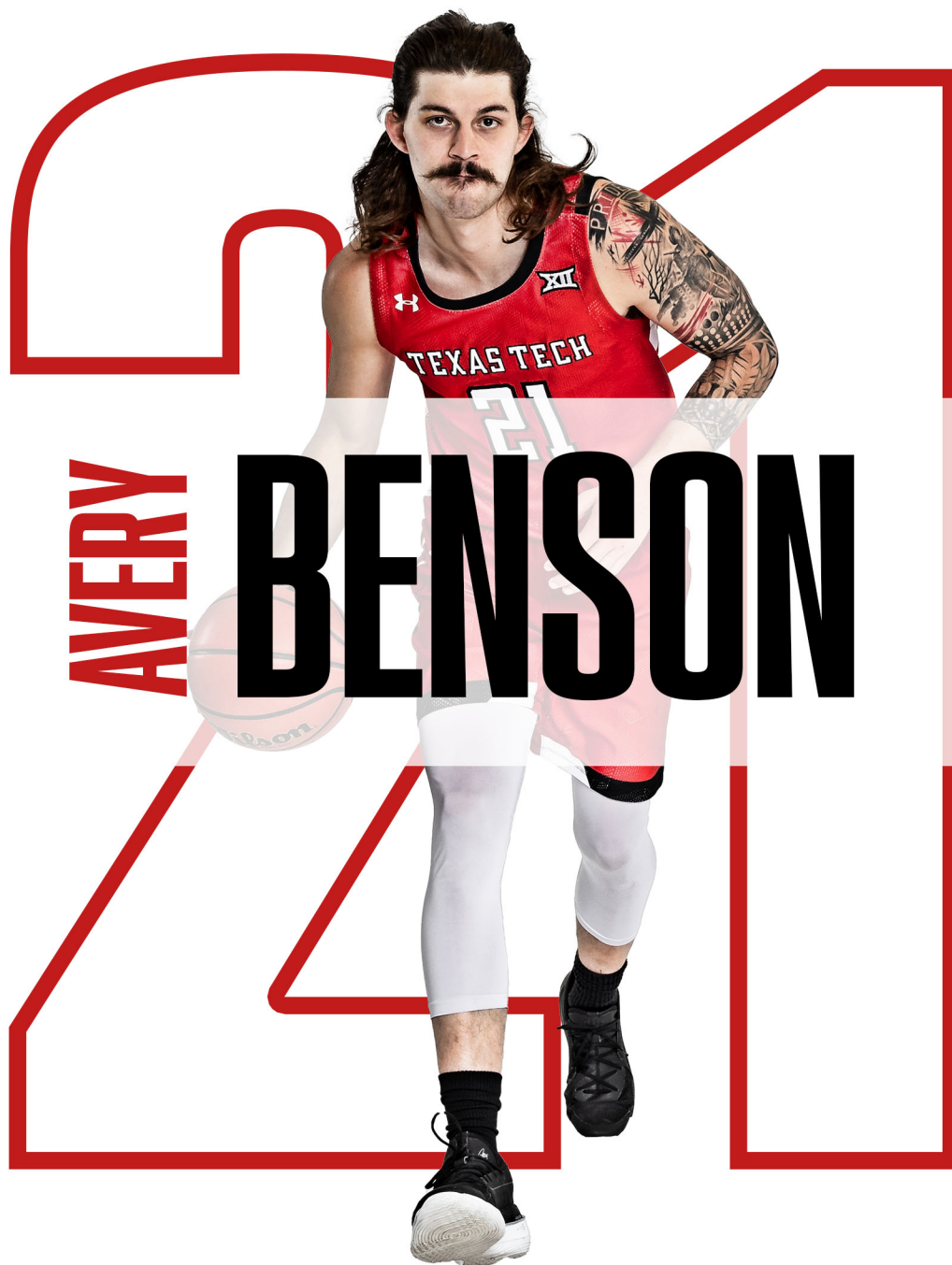
Statistic	Value	
Points	5	vs Northwestern St. 11/25/20
Rebounds	3	vs Northwestern St. 11/25/20, vs Grambling 12/06/20
Assists	1	5 times
Steals	1	vs Grambling 12/06/20
Blocks	1	vs Grambling 12/06/20, vs Texas 02/27/21
FG Made	2	vs Northwestern St. 11/25/20, vs TCU 03/02/21
FG Attempts	4	vs Northwestern St. 11/25/20, vs Incarnate Word 12/29/20, vs TCU 03/02/21
3FG Made	1	6 times
3FG Attempts	3	vs Northwestern St. 11/25/20, vs Incarnate Word 12/29/20, at LSU 01/30/21
FT Made	2	at LSU 01/30/21, vs Texas 02/27/21
FT Attempts	2	4 times

Season Stats

Opponent	Date	GS	MIN	Total		3-Pointers		Free throws		Rebounds										
				FG-FGA	PCT	3FG-3FGA	PCT	FT-FTA	PCT	OFF	DEF	TOT	AVG	PF	A	T/O	BLK	STL	PTS	AVG
Northwestern St.	11/25/2020		10:21	2-4	.500	1-3	.333	0-0	.000	1	2	3	3.0	1	0	0	0	0	5	5.0
Sam Houston	11/27/2020		10:02	1-3	.333	1-2	.500	0-1	.000	0	2	2	2.5	1	0	0	0	0	3	4.0
vs Houston	11/29/2020		03:17	1-1	1.000	1-1	1.000	0-0	.000	0	0	0	1.7	0	0	1	0	0	3	3.7
Troy	12/04/2020		07:54	0-1	.000	0-1	.000	0-0	.000	1	0	1	1.5	0	1	0	0	0	0	2.8
Grambling	12/06/2020		11:15	1-2	.500	0-1	.000	1-2	.500	2	1	3	1.8	2	0	0	1	1	3	2.8
Abilene Christian	12/09/2020		02:59	0-1	.000	0-1	.000	0-2	.000	0	0	0	1.5	0	0	0	0	0	0	2.3
vs A&M-Corpus Christi	12/12/2020		06:00	0-2	.000	0-0	.000	0-0	.000	0	0	0	1.3	0	0	0	0	0	0	2.0
Incarnate Word	12/29/2020		15:21	1-4	.250	1-3	.333	0-0	.000	0	0	0	1.1	1	1	0	0	0	3	2.1
Kansas St.	01/05/2021		02:42	0-0	.000	0-0	.000	0-0	.000	0	0	0	1.0	0	0	0	0	0	0	1.9
at Iowa St.	01/09/2021		05:07	0-0	.000	0-0	.000	0-0	.000	0	0	0	0.9	0	0	0	0	0	0	1.7
Baylor	01/16/2021		00:14	0-0	.000	0-0	.000	0-0	.000	0	0	0	0.8	0	0	0	0	0	0	1.5
at West Virginia	01/25/2021		02:06	1-2	.500	1-1	1.000	0-0	.000	1	0	1	0.8	1	0	0	0	0	3	1.7
at LSU	01/30/2021		07:40	0-3	.000	0-3	.000	2-2	1.000	1	0	1	0.8	0	0	0	0	0	2	1.7
at Kansas St.	02/06/2021		03:17	1-1	1.000	1-1	1.000	0-0	.000	0	1	1	0.9	2	1	0	0	0	3	1.8
West Virginia	02/09/2021		04:02	0-0	.000	0-0	.000	0-0	.000	1	0	1	0.9	0	0	0	0	0	0	1.7
at Kansas	02/20/2021		04:08	1-1	1.000	0-0	.000	0-0	.000	0	0	0	0.8	0	0	0	0	0	2	1.7
Texas	02/27/2021		02:32	1-3	.333	0-2	.000	2-2	1.000	0	0	0	0.8	1	0	0	1	0	4	1.8
TCU	03/02/2021		12:13	2-4	.500	0-1	.000	0-0	.000	1	0	1	0.8	1	1	0	0	0	4	1.9
Iowa St.	03/04/2021		08:09	1-2	.500	0-1	.000	0-0	.000	0	0	0	0.7	0	0	0	0	0	2	1.9
at Baylor	03/07/2021		09:47	1-1	1.000	0-0	.000	0-0	.000	1	0	1	0.8	0	1	0	0	0	2	2.0
vs Texas	03/11/2021		01:01	0-0	.000	0-0	.000	0-0	.000	0	0	0	0.7	0	0	0	0	0	0	1.9
Totals		0	130:07	14-35	.400	6-21	.286	5-9	.556	9	6	15	0.7	10	5	1	2	1	39	1.9

Player Averages

Games Played	Minutes/ game	Points/ game	FG Pct	3FG Pct	FT Pct	Rebounds/ game	Assists/ game	Turnovers/ game	Assist/Turnover ratio	Steals/ game	Blocks/ game
21	6.2	1.9	40.0	28.6	55.6	0.7	0.2	0.0	5.0	0.0	0.1



G ————— **Jr.**

Springdale, AR
6'4" • 195 lbs

SOPHOMORE SEASON (2019-20): Benson played a vital role as a reserve throughout the season playing in all 31 games and averaging 1.8 points and 1.4 rebounds per game... In his third year in the program and second season playing, Benson recorded a career-high 10 points and also had four rebounds in the win over No. 1 Louisville in the Jimmy V Classic at Madison Square Garden... He was 3-for-3 from the field in Tech's first ever win over a top-ranked team and had two offensive rebounds and two steals to help lead the team to the victory... He would have a career-best five rebounds against DePaul and scored a Big 12 high of five points at West Virginia... Benson averaged 9.6 minutes per game during the year and had 15 steals, seven blocks and seven assists during the season... He went 9-for-23 on 3-pointers (39.1 percent) and finished the year shooting 46.3 percent from the field... Through two years, Benson has played in 51 games for the Red Raiders.

REDSHIRT FRESHMAN SEASON (2018-19): Benson scored a career-high five points in a home win over Baylor and completed his sophomore season having appeared in 20 games for the Red Raiders who advanced to the national championship game... Benson was 5-for-13 from the field throughout the season having scored in games against Incarnate Word, Northern Colorado and Kansas... He was 2-for-2 from the field in his five-point performance against Baylor and had a career-high three rebounds in wins over West Virginia and Oklahoma State... He also had three steals in the home win over West Virginia.

FRESHMAN SEASON (2017-18): Benson practiced with the team but didn't see any game action as he redshirted the 2017-18 season.

PRIOR TO TEXAS TECH

Played for Charles Baker at Southwest Christian Academy in Springdale, Arkansas ... Had interest from Arkansas, Colorado, Little Rock and Louisiana-Monroe ... Offered a scholarship by Coach Beard while at Little Rock... Posted 16.5 points, 3.5 assists and 3.0 rebounds per game as a senior ... Joined program as a walk-on in May 2017.

PERSONAL: Son of Andy and Jenny Benson. Has two sisters, Haleigh and Ellie. His father played at John Brown University.



Avery Benson

Redshirt Junior | Guard | Springdale, Arkansas

@TheRealADB_3 | @avery_benson21

"I'm going to be a leader and be the toughest guy on the court. My goal this year is to become a better leader and help fulfill that role for the team this year. I'm a fourth-year guy who can help the younger guys through their first year. Our team goal in this program is to always play on that final Monday night under the big lights. We're a program that has the goal to win championships every season and I like the team we're going into the year with. This team has some swagger and basketball-savvy guys who love the game. Our young guys have come in ready to play and ready to learn. Marcus, Kyler and myself are some of the old dogs who are tough and ready to fight every day. I think it's going to be a really exciting season for our team and fans."

				Field Goals		3-Point		F-Throws		Rebounds				Scoring						
SEASON	TEAM	GP-GS	MIN/AVG	FG-FGA	FG%	3FG-FGA	3FG%	FT-FTA	FT%	OFF	DEF	TOT	AVG	PF-FO	AST	TO	BLK	STL	PTS	AVG
2018-19	TTU	20-0	71/3.5	5-13	.385	0-4	.000	1-5	.200	4	8	12	0.6	9-0	5	6	3	5	11	0.6
2019-20	TTU	31-0	299/9.6	19-41	.463	9-23	.391	8-9	.889	14	30	44	1.4	34-0	7	2	7	15	55	1.8
2020-21	TTU	19-0	102/5.4	9-15	.600	6-9	.667	1-9	.111	6	7	13	0.7	14-0	8	3	3	3	25	1.3
TOTAL		70-0	472/6.7	33-69	.478	15-36	.417	10-23	.435	24	45	69	1.0	57-0	20	11	13	23	91	1.3

Single Game Highs

Statistic	Value	
Points	10	vs Louisville 12/10/19
Rebounds	5	at DePaul 12/04/19
Assists	4	vs TCU 02/10/20
Steals	3	vs West Virginia 02/04/19, at West Virginia 01/11/20, vs Iowa St. 01/18/20
Blocks	2	vs Louisville 12/10/19, at West Virginia 01/11/20
FG Made	3	vs Louisville 12/10/19
FG Attempts	6	at West Virginia 01/11/20
3FG Made	2	vs Bethune-Cookman 11/09/19, vs Incarnate Word 12/29/20
3FG Attempts	4	at West Virginia 01/11/20
FT Made	3	vs Louisville 12/10/19
FT Attempts	4	vs Northwestern St. 11/25/20

Season Stats

Opponent	Date	GS	MIN	Total		3-Pointers		Free throws		Rebounds				PF	A	T/O	BLK	STL	PTS	AVG
				FG-FGA	PCT	3FG-FGA	PCT	FT-FTA	PCT	OFF	DEF	TOT	AVG							
Northwestern St.	11/25/2020		08:08	1-2	.500	0-1	.000	1-4	.250	1	1	2	2.0	0	1	1	0	1	3	3.0
Sam Houston	11/27/2020		09:10	1-1	1.000	0-0	.000	0-0	.000	1	0	1	1.5	2	2	0	0	0	2	2.5
vs Houston	11/29/2020		01:45	0-0	.000	0-0	.000	0-0	.000	0	1	1	1.3	0	0	0	0	0	0	1.7
Troy	12/04/2020		06:54	1-1	1.000	1-1	1.000	0-0	.000	0	0	0	1.0	1	1	0	1	0	3	2.0
Grambling	12/06/2020		07:21	0-1	.000	0-1	.000	0-2	.000	1	0	1	1.0	1	0	0	0	0	0	1.6
Abilene Christian	12/09/2020		04:13	0-1	.000	0-0	.000	0-1	.000	1	1	2	1.2	0	0	0	0	0	0	1.3
vs A&M-Corpus Christi	12/12/2020		04:22	1-1	1.000	0-0	.000	0-2	.000	1	0	1	1.1	0	1	0	1	0	2	1.4
Incarnate Word	12/29/2020		08:30	2-2	1.000	2-2	1.000	0-0	.000	0	2	2	1.3	0	1	0	0	0	6	2.0
Oklahoma St.	01/02/2021		04:14	0-0	.000	0-0	.000	0-0	.000	0	2	2	1.3	2	1	0	0	0	0	1.8
at Iowa St.	01/09/2021		03:30	1-1	1.000	1-1	1.000	0-0	.000	0	0	0	1.2	0	0	1	0	0	3	1.9
at Texas	01/13/2021		01:25	0-0	.000	0-0	.000	0-0	.000	0	0	0	1.1	0	0	0	0	0	0	1.7
Baylor	01/16/2021		02:21	0-0	.000	0-0	.000	0-0	.000	0	0	0	1.0	2	0	0	0	0	0	1.6
West Virginia	02/09/2021		04:41	0-0	.000	0-0	.000	0-0	.000	0	0	0	0.9	2	0	0	0	0	0	1.5
at Kansas	02/20/2021		02:45	0-0	.000	0-0	.000	0-0	.000	0	0	0	0.9	0	0	0	0	0	0	1.4
at Oklahoma St.	02/22/2021		07:07	1-2	.500	1-1	1.000	0-0	.000	0	0	0	0.8	0	0	0	0	1	3	1.5
Texas	02/27/2021		02:28	0-0	.000	0-0	.000	0-0	.000	0	0	0	0.8	1	0	0	0	0	0	1.4
TCU	03/02/2021		09:57	0-1	.000	0-0	.000	0-0	.000	0	0	0	0.7	2	0	0	0	0	0	1.3
Iowa St.	03/04/2021		08:46	0-1	.000	0-1	.000	0-0	.000	1	0	1	0.7	1	1	0	1	1	0	1.2
at Baylor	03/07/2021		04:51	1-1	1.000	1-1	1.000	0-0	.000	0	0	0	0.7	0	0	1	0	0	3	1.3
Totals		0	102:28	9-15	.600	6-9	.667	1-9	.111	6	7	13	0.7	14	8	3	3	3	25	1.3

Player Averages

Games Played	Minutes/game	Points/game	FG Pct	3FG Pct	FT Pct	Rebounds/game	Assists/game	Turnovers/game	Assist/Turnover ratio	Steals/game	Blocks/game
19	5.4	1.3	60.0	66.7	11.1	0.7	0.4	0.2	2.7	0.2	0.2



F  **Fr.**

Nalchick, Russia
7'1" • 240 lbs

PRIOR TO TEXAS TECH: Goldin has international experience playing for the Russian U18 and U19 National Teams along with one year of prep basketball in the United States...Played at Putnam Science Academy in Connecticut for coach Tom Espinosa... Competed for CSKA Moscow Junior Team for three seasons... He played in 13 games at the U18 Euro Championship and U19 World Cup in 2019.

PERSONAL: Son of Lubov and Alexander Goldin. Has two siblings, Marina and Alexandra. Signed with Texas Tech on May 12, 2020.



Vladislav Goldin

Freshman | Forward | Nalchick, Russia

"I think I can do many things but I need to work hard to get better. I want to play aggressive, play hard and be smarter. I've always been the tallest player on all my teams and try to use that as an advantage. I take up more space and work hard around the basket. I don't want to give up the middle on defense. I want to make it hard on them. Blocking shots is important. I'm tall and that's my job. I'm excited to be on this team. It's an amazing place and I've never seen anything like it. We have everything here to help us. Our team hangs out all the time and the coaches believe in us."

				Field Goals		3-Point		F-Throws		Rebounds										Scoring	
SEASON	TEAM	GP-GS	MIN/AVG	FG-FGA	FG%	3FG-FGA	3FG%	FT-FTA	FT%	OFF	DEF	TOT	AVG	PF-FO	AST	TO	BLK	STL		PTS	AVG
2020-21	TTU	10-0	47/4.7	6-17	.353	0-0	.000	7-7	1.000	2	8	10	1.0	7-0	2	1	1	2		19	1.9
TOTAL		10-0	47/4.7	6-17	.353	0-0	.000	7-7	1.000	2	8	10	1.0	7-0	2	1	1	2		19	1.9

Single Game Highs

Statistic	Value	
Points	6	vs Grambling 12/06/20
Rebounds	4	vs Grambling 12/06/20
Assists	1	vs Grambling 12/06/20, vs A&M-Corpus Christi 12/12/20
Steals	1	at Iowa St. 01/09/21, vs TCU 03/02/21
Blocks	1	vs Grambling 12/06/20
FG Made	2	vs Grambling 12/06/20, vs Incarnate Word 12/29/20
FG Attempts	7	vs Grambling 12/06/20
FT Made	2	vs Grambling 12/06/20, vs A&M-Corpus Christi 12/12/20, vs Troy 12/04/20
FT Attempts	2	vs Grambling 12/06/20, vs A&M-Corpus Christi 12/12/20, vs Troy 12/04/20

Season Stats

Opponent	Date	GS	MIN	Total		3-Pointers		Free throws		Rebounds				PF	A	T/O	BLK	STL	PTS	AVG
				FG-FGA	PCT	3FG-FGA	PCT	FT-FTA	PCT	OFF	DEF	TOT	AVG							
Troy	12/04/2020		06:25	1-2	.500	0-0	.000	2-2	1.000	0	3	3	3.0	2	0	0	0	0	4	4.0
Grambling	12/06/2020		08:45	2-7	.286	0-0	.000	2-2	1.000	1	3	4	3.5	0	1	0	1	0	6	5.0
Abilene Christian	12/09/2020		00:42	0-0	.000	0-0	.000	0-0	.000	0	0	0	2.3	1	0	0	0	0	0	3.3
vs A&M-Corpus Christi	12/12/2020		04:32	0-0	.000	0-0	.000	2-2	1.000	0	2	2	2.3	1	1	0	0	0	2	3.0
Incarnate Word	12/29/2020		08:07	2-3	.667	0-0	.000	1-1	1.000	0	0	0	1.8	1	0	0	0	0	5	3.4
at Iowa St.	01/09/2021		03:27	0-0	.000	0-0	.000	0-0	.000	0	0	0	1.5	1	0	0	0	1	0	2.8
Texas	02/27/2021		01:03	0-1	.000	0-0	.000	0-0	.000	0	0	0	1.3	0	0	0	0	0	0	2.4
TCU	03/02/2021		07:08	1-3	.333	0-0	.000	0-0	.000	1	0	1	1.3	1	0	0	0	1	2	2.4
Iowa St.	03/04/2021		05:13	0-0	.000	0-0	.000	0-0	.000	0	0	0	1.1	0	0	1	0	0	0	2.1
at Baylor	03/07/2021		01:50	0-1	.000	0-0	.000	0-0	.000	0	0	0	1.0	0	0	0	0	0	0	1.9
Totals			0 47:12	6-17	.353	0-0	.000	7-7	1.000	2	8	10	1.0	7	2	1	1	2	19	1.9

Player Averages

Games Played	Minutes/game	Points/game	FG Pct	3FG Pct	FT Pct	Rebounds/game	Assists/game	Turnovers/game	Assist/Turnover ratio	Steals/game	Blocks/game
10	4.7	1.9	35.3	0.0	100.0	1.0	0.2	0.1	2.0	0.2	0.1

CHRIS BEARD



2019 Associated Press National Coach of the Year 2018 & 2019 Big 12 Coach of the Year

Hired at Texas Tech: April 15, 2016 • Played in NCAA Title Game: April 8, 2019

CHRIS BEARD'S CAREER RECORD • HEAD COACH

SEASON	SCHOOL	W-L
1999-2000	Fort Scott Community College	19-12
2000-01	Seminole State College	25-6
2011-12	South Carolina Warriors • ABA	31-2
2012-13	McMurry University	19-10
2013-15	Angelo State University	47-15
2015-16	Little Rock	30-5
2016-17	Texas Tech	18-14
2017-18	Texas Tech	27-10
2018-19	Texas Tech	31-7
2019-20	Texas Tech	18-13
2020-21	Texas Tech	18-10

5th Season	Texas Tech Record	112-54
6th Season	NCAA Division I Record	142-59
9th Season	NCAA Record	208-84
12th Season	Career Record	283-104

NCAA DIVISION I NCAA TOURNAMENTS

Record: 10-3

NCAA DIVISION II NCAA TOURNAMENT

Record: 2-1

CONFERENCE REGULAR SEASON TITLES

Big 12 • 2019

Sun Belt • 2016

CONFERENCE TOURNAMENT TITLES

Sun Belt • 2016

CONFERENCE COACH OF THE YEAR

Big 12 • 2018, 2019

Sun Belt • 2016

AWARDS

AP National Coach of the Year • 2019

Big 12 Coach of the Year • 2019

NABC District 7 Coach of the Year • 2018

Big 12 Co-Coach of the Year • 2018

NABC District 24 Coach of the Year • 2016

Sun Belt Conference Coach of the Year • 2016

NBA DRAFT PICKS

2018 • Zhaire Smith (1st Round - 17)

2019 • Jarrett Culver (1st Round - 6)

2020 • Jahmi'us Ramsey (2nd Round - 43)

THE CHRIS BEARD FILE

Season • School • Position

1995-96	Incarinate Word • Graduate Assistant
1996-97	Abilene Christian • Assistant Coach
1997-99	North Texas • Assistant Coach
1999-2000	Fort Scott Community College • Head Coach
2000-01	Seminole State College • Head Coach
2001-11	Texas Tech • Assistant/Associate Head Coach
2011-12	South Carolina Warriors (ABA) • Head Coach
2012-13	McMurry University • Head Coach
2013-15	Angelo State University • Head Coach
2015-16	Little Rock • Head Coach
2016-Present	Texas Tech • Head Coach

BEARD'S HEAD COACHING RECORD

Season • School • Record

1999-2000	Fort Scott Community College • 19-12
2000-01	Seminole State College • 25-6
2011-12	South Carolina Warriors (ABA) • 31-2
2012-13	McMurry University • 19-10
2013-15	Angelo State University • 47-15
2015-16	Little Rock • 30-5
2016-Present	Texas Tech • 112-54

CAREER AND TEXAS TECH

Chris Beard has led Texas Tech to a 112-54 record where the Red Raiders have advanced to the 2019 National Final after reaching the Elite Eight in 2018 for the first time in program history. With the win over Utah State, Beard is now 9-2 in the NCAA Tournament leading Tech and 10-3 overall. He was named the program's 17th head coach on April 15, 2016 by Director of Athletics Kirby Hocutt and Interim University President Dr. John Opperman. Beard was named the Big 12 Conference Coach of the Year for the second straight season after guiding the team to the Big 12 Conference regular-season championship and then earned Associated Press National Coach of the Year honors.

In the shortened 2019-20 season due to the coronavirus pandemic, Beard led the Red Raiders to an 18-13 overall record and to a third-place tie in the Big 12 standings before the postseason was canceled due to the virus. The season was highlighted by knocking off No. 1 Louisville with a 70-57 win at the Jimmy V Classic at Madison Square Garden in New York and a 46-point victory over TCU (88-42) which is the largest margin of victory in Big 12 play in the program's history. Beard's record in home games is at 74-13 as the Texas Tech head coach.

Beard led the 2018-19 team to a national runner-up finish and a 31-7 overall record after earning NCAA Tournament wins over Northern Kentucky and Buffalo in the first and second rounds in Tulsa, a Sweet 16 victory over Michigan and then an Elite Eight win over Gonzaga in Anaheim. The program reached the Final Four for the first time in program history under Beard and knocked off Michigan State with a 61-51 victory to advance to the title game. Beard and the Red Raiders took Virginia to overtime in the championship game before falling 85-77 to finish as the national runner-up.

Beard elevated the Red Raiders to an elite level of success following a 27-10 record and the program's first NCAA Elite Eight trip in 2017-18. The 27 wins are the second-highest in program history only behind the 30-2 mark put together by the 1995-96 team under James Dickey. He came away as the 2018 Big 12 Co-Coach of the Year, the 2018 National Association of Basketball Coaches (NABC) District 8 Coach of the Year, the 2018 United States Basketball Writers Association (USBWA) District VII Coach of the Year and the 2018 John McClendon National Coach of the Year award recipient.

Texas Tech garnered a program-best No. 6 final ranking in the USA Today/Coaches Top 25 poll. The Red Raiders checked in as a consensus Top 15 program for the final 10 weeks of the regular season highlighted by six Top 10 rankings. The 1995-96 season was the only other time the program was ranked among the nation's Top 10.

Texas Tech earned a program-best second place finish in the Big 12 regular season and set a program single season mark with 11 Big 12 wins. The Red Raiders registered the program's first victory at Allen Fieldhouse during a wire-to-wire 85-73 win over No. 10 Kansas on Jan. 8, 2018, the largest conference home loss for the Jayhawks under Bill Self.

Over his first two seasons in Lubbock, Beard has captured 45 victories which is tied with Bob Knight for the most wins in program history for a coach during their first two seasons. He has already picked up 11 wins over AP Top 25 opponents, the second-highest total for a head coach in program history and shattering the program's record during a two-year span. Beard also has been a part of 13 of Texas Tech's 20 wins over AP Top 10 foes as either a head coach or an assistant coach.

Beard has either coached and/or recruited 15 of Texas Tech's 20 All-Big 12 selections highlighted by seven of the 10 players listed on the first, second and third teams in program history. Keenan Evans was named Texas Tech's first All-Big 12 First-Team pick since Jarriss Jackson in 2006-07. He took his game to another level in 2017-18 and became the third player in program history to claim consensus All-America status from the AP, NABC, Sporting News and USBWA. Evans also was a Top 10 finalist for the Bob Cousy Award, a Top 15 finalist for the Wooden Award and a Top 10 semifinalist for the Naismith Trophy.

Zhaire Smith and Jarrett Culver finished the 2017-18 season ranked first and second on the program's scoring list among freshmen. Smith was the program's first one-and-done NBA prospect and program's second NBA Draft First Round selection. He was chosen No. 16 overall by the Phoenix Suns and traded to the Philadelphia 76ers as part of a draft night trade. Evans has signed a two-way contract with the Detroit Pistons, while Zach Smith has earned a training camp invite by the Charlotte Hornets. The last time the Red Raiders had three players on NBA rosters during the same season was in 2004-05 when Tony Battie was with the Orlando Magic, Andre Emmett was with the Memphis Grizzlies and Darvin Ham was with the Detroit Pistons.

Texas Tech's defense allowed 64.8 points per game and limited opponents to a 40.1 shooting percentage to pace the Big 12 conference in 2017-18. It marked the

first time in program history that the Red Raiders ended the season as the Big 12 leader and both marks ranked inside the NCAA's Top 20. Offensively, Texas Tech has connected for over a 46.0 percent team field goal percentage during consecutive seasons for the first time since 2003-04 and 2004-05.

Texas Tech has had six seasons with a winning record in Big 12 conference play, five of which came when Beard was an assistant coach. The Red Raiders also have recorded five of their six top half finishes in the Big 12 during Beard's time as an assistant coach.

Beard guided Little Rock to a historic turnaround in 2015-16 fueled by 30 victories, which was a program single season record and Sun Belt single season mark. The Trojans claimed the Sun Belt regular season and tournament titles en route to the program's fifth NCAA Tournament bid.

Little Rock overcame a 14-point deficit during the final five minutes of the second half and won an 85-83 double overtime thriller over No. 12-ranked and fifth-seeded Purdue in the NCAA Tournament. The Trojans also registered road victories over San Diego State, Tulsa and DePaul to spark a 10-0 regular season start. The 10-game winning streak to start the season matched a Little Rock program record.

Beard's 30-5 record in his only season at Little Rock was a 15-game improvement from a 13-18 campaign prior to his arrival. The 15-game improvement was tied for the NCAA's top spot in 2015-16, while his 30 victories was tied for sixth by a first-year Division I head coach. Little Rock's 27 wins and .871 winning percentage led the nation during the regular season. For his efforts, Beard collected National Association of Basketball Coaches (NABC) District 24 and Sun Belt Conference Coach of the Year honors.

Beard's roots in Lubbock and West Texas run deep. He spent 10 years at Texas Tech which included seven seasons as an assistant coach under Hall of Fame Coach Bob Knight and three seasons as an associate head coach under Pat Knight. He was on the Texas Tech bench on January 1, 2007, when the Red Raiders defeated New Mexico making Bob Knight the NCAA's men's all-time career wins leader.

The Red Raiders racked up 188 victories -- the best 10-year stretch in program history -- while Tech piled up four NCAA Tournament bids and three NIT appearances. His tenure with the Red Raiders was highlighted by Tech's run to the 2005 NCAA Sweet 16 where the Red Raiders defeated UCLA and No. 11-ranked and three-seeded Gonzaga in the first two rounds.

Beard spent two seasons at Angelo State from 2013-15 where he secured NABC South Central Region and Lone Star Conference Coach of the Year after he guided the Rams to a program record-setting 28 wins and the program's first NCAA Division II Sweet 16 appearance in 2014-15. Angelo State began the season with a 17-0 record and finished with a No. 19 national ranking. Prior to Beard's arrival, the Rams suffered three consecutive losing seasons which included a 9-17 mark in 2012-13.

Before Angelo State, Beard was the head coach at McMurry University and for the American Basketball Association's (ABA) South Carolina Warriors. McMurry went 19-10 with Beard at the helm during the program's first season as a Division II member in 2012-13. The Warriors won the 2012 Mid Atlantic Championship, advanced to the ABA finals and notched a 31-2 mark as a first-year franchise.

Along with developing successful players throughout his career, Beard has helped three of his assistant coaches land head coaching roles with Wes Flanigan taking over the Little Rock program in 2016, Chris Ogden being named the UT Arlington head coach in 2018 and Brian Burg's hire at Georgia Southern in 2020.

Raised in Irving, Texas, Beard's coaching career began in the Lone Star State as a graduate assistant at Incarnate Word followed by a pair of assistant coaching stints at Abilene Christian and North Texas. He worked under the guidance of Danny Kasper at UIW, Shanon Hays at ACU and Vic Trilli at UNT.

Leading into his time as an assistant with Texas Tech, Beard's first two head coaching opportunities came at Fort Scott Community College in Kansas and Seminole State College in Oklahoma. He led Seminole State College to a 25-6 record and a No. 14 national ranking in 2000-01 after Fort Scott came away with 19 victories and a NJCAA Regional appearance in 1999-2000.

Beard earned his Bachelor of Science degree in kinesiology from the University of Texas in 1995 where he worked as a student assistant for Tom Penders. He completed his master's degree in education from Abilene Christian in 1998.

Beard played his high school basketball at Mike Kunstadt at Irving High School and for Terry Priest at McCullough High School. He has three daughters: Avery, Ella and Margo.