



GAME NOTES

2021 SCHEDULE

OVERALL: 36-5 | SEC: 16-2
H: 19-3 | A: 16-1 | N: 1-1 | L10: 8-2 | TOP 25: 11-3

| DATE | OPPONENT | LOCATION | TIME/RESULT |
|--------|--------------------------|--------------------|-------------|
| F11 | #10 Oklahoma State! | Monroe, La. | L, 12-11 |
| F12 | Lipscomb! | Monroe, La. | Canceled |
| F12 | Jacksonville State! | Monroe, La. | Canceled |
| F13 | #10 Oklahoma State! | Monroe, La. | Canceled |
| F13 | at ULM! | Monroe, La. | Canceled |
| F20 | at McNeese# | Lake Charles, La. | W, 6-4 (14) |
| F20 | at McNeese# | Lake Charles, La. | L, 7-4 |
| F21 | #18 Baylor# | Lake Charles, La. | W, 7-2 |
| F21 | at McNeese# | Lake Charles, La. | W, 3-1 |
| F22 | at UTA | Arlington, Texas | W, 10-6 |
| F22 | at UTA | Arlington, Texas | W, 4-3 |
| F25 | North Dakota State (DH)^ | Fayetteville, Ark. | W, 9-0 (5) |
| F25 | North Dakota State (DH)^ | Fayetteville, Ark. | W, 5-0 |
| F26 | Texas Tech^ | Fayetteville, Ark. | W, 9-0 (5) |
| F26 | Southeast Missouri^ | Fayetteville, Ark. | W, 9-3 |
| F27 | Southeast Missouri^ | Fayetteville, Ark. | W, 6-3 |
| F28 | Texas Tech^ | Fayetteville, Ark. | W, 8-0 (6) |
| M4 | Drake (DH)% | Fayetteville, Ark. | W, 6-3 |
| M4 | Drake (DH)% | Fayetteville, Ark. | W, 6-4 |
| M5 | Kansas% | Fayetteville, Ark. | W, 8-3 |
| M5 | Northwestern State% | Fayetteville, Ark. | W, 13-5 (6) |
| M6 | Northwestern State% | Fayetteville, Ark. | W, 13-2 (5) |
| M9 | at Central Arkansas | Conway, Ark. | W, 4-1 |
| M12 | at #20 South Carolina* | Columbia, S.C. | W, 4-1 |
| M13 | at #20 South Carolina* | Columbia, S.C. | W, 7-5 (10) |
| M14 | at #20 South Carolina* | Columbia, S.C. | W, 3-2 |
| M16 | Liberty | Fayetteville, Ark. | L, 2-0 (10) |
| M19 | Ole Miss* | Fayetteville, Ark. | W, 5-1 |
| M20 | Ole Miss* | Fayetteville, Ark. | W, 3-2 (8) |
| M21 | Ole Miss* | Fayetteville, Ark. | W, 3-2 (8) |
| M23 | at Kansas City | Kansas City, Mo. | W, 9-3 |
| M24 | at Kansas | Lawrence, Kan. | W, 7-4 |
| M26 | Mississippi State* | Fayetteville, Ark. | W, 2-0 |
| M27 | Mississippi State* | Fayetteville, Ark. | W, 8-7 |
| M28 | Mississippi State* | Fayetteville, Ark. | W, 4-3 |
| A1 | at #25 Auburn* | Auburn, Ala. | W, 6-1 |
| A2 | at #25 Auburn* | Auburn, Ala. | W, 3-0 |
| A3 | at #25 Auburn* | Auburn, Ala. | W, 2-0 |
| A6 | Missouri State | Fayetteville, Ark. | W, 9-1 (5) |
| A9 | #3 Alabama* | Fayetteville, Ark. | L, 5-3 |
| A10 | #3 Alabama* | Fayetteville, Ark. | W, 4-0 |
| A11 | #3 Alabama* | Fayetteville, Ark. | L, 2-0 |
| A16 | at #20 Georgia* | Athens, Ga. | W, 10-3 |
| A17 | at #20 Georgia* | Athens, Ga. | W, 5-2 |
| A18 | at #20 Georgia* | Athens, Ga. | W, 5-2 |
| A21 | Central Arkansas | Fayetteville, Ark. | 6 p.m. |
| A24 | Missouri* | Fayetteville, Ark. | 1 p.m. |
| A25 | Missouri* | Fayetteville, Ark. | 4 p.m. |
| A26 | Missouri* | Fayetteville, Ark. | 6 p.m. |
| M1 | at LSU* | Baton Rouge, La. | 6 p.m. |
| M2 | at LSU* | Baton Rouge, La. | 5 p.m. |
| M3 | at LSU* | Baton Rouge, La. | 6 p.m. |
| M12-15 | SEC Tournament\$ | Tuscaloosa, Ala. | TBA |

! Best on the Bayou Classic | # Cowgirl Classic
^Razorback Invitational | % Wooo Pig Classic
* SEC games | \$ SEC Tournament
@ NCAA Tournament

Home games played at Bogle Park | Times central/subject to change
^ Rankings from ESPN.com/USA Softball Poll

APRIL 21, 2021 AT 6 P.M. (CT)

CENTRAL ARKANSAS (26-14, 14-4 SLC)

AT

#6 ARKANSAS (36-5, 16-2 SEC)

SEC NETWORK+

JACOB PAVILACK (PLAY-BY-PLAY)

SYDNEY PARR (ANALYST)



THE SERIES

Arkansas won the first all-time meeting, 4-1, earlier this season on March 9 in Conway... Hogs are 2-0 all-time against in-state schools, defeated UAPB 10-0 in 2019... Last meeting, Arkansas held to three hits, two were homers by Gibson and Malkin... UCA had a season-high eight hits off starter Mary Haff, however, Haff had a season-high 11 strikeouts.

RAZORBACK NOTABLES

Need to Know

In first place of the SEC standings... Outfielder Hannah McEwen in one hit away from 200 for her career... Won 31 of 32 games from Feb. 20 through April 6... Started 12-0 in SEC play for the first time in program history, previous best start in SEC play was 5-0 in 2009... 12-game SEC winning streak is the longest in program history, surpassing eight-game league winning streaks in 1999 and 2000... 12-0 start to SEC play is the best by any SEC team since Florida started 13-0 in 2009... Swept opening series at South Carolina, recording first road league sweep since 2009 against Mississippi State... Have swept five SEC series this year, most in program history since current scheduling format started in 2013... Five SEC sweeps in one year is more than the total number from 2013-20... Arkansas recorded six SEC series sweeps in 2000, sweeping five two-game series against Florida, Georgia, South Carolina, Tennessee and Kentucky and a four-game series against Ole Miss... 16 SEC wins this year is the most in program history under the current 24-game conference scheduling format, 2018 team was the first in school history to reach a Super Regional with 12 wins... 5-0 in SEC play in one-run games... Hit SEC-best 24 home runs in conference play... 20-3 in non-conference games... 36 wins is the most overall in the country... Earlier this season went on a program-best 19-game win streak, previous program-best was 12 games in 1999 and 2008... 12-game win streak snapped against Alabama, first time in program history that a team has two 12 or more game winning streaks in the same season... No. 8 ranking in the ESPN/USA Softball Poll is the highest in program history (April 6).

Last Time Out

Arkansas swept No. 20 Georgia on the road, 10-3, 5-2 and 5-2 last weekend. The Razorbacks totaled seven home runs, the most by any SEC team in a three-game series this season. The 10 runs scored in Friday's game are the most scored by the Razorbacks in SEC play this season and the most Georgia has allowed. Infielder Danielle Gibson went 4 for 10 at the plate with two homers, a double and seven RBI, while outfielder Hannah McEwen collected five hits during the series, including a homer. The pitching staff of Mary Haff, Autumn Storms and Jenna Bloom registered a 2.33 ERA and struck out 18 compared to six walks. Haff led the way pitching 10.2 innings with a win, two saves, and a 1.97 ERA.

Bogle Bombers

The Razorbacks have been on a power surge this season, totaling 79 home runs to lead the SEC and rank tied for second nationally. Burnside leads the team with 22 homers, which leads the SEC and ranks second in the country behind Oklahoma's Jocelyn Alo (23). Malkin and Gibson have added 13 homers each, both are sixth-best in the SEC and 18th nationally. The Razorbacks are one of two teams in the country (Oklahoma) that have four or more players with 10 or more homers, which includes catcher Kayla Green. Infielder Keely Huffine has hit five total homers, including four from the nine-spot in the order.

NATIONAL HOME RUN LEADERS

| Rank | Team | Home Runs | Games |
|------|-----------------|-----------|-----------|
| 1. | Oklahoma | 102 | 33 |
| 2. | Arkansas | 79 | 41 |
| 3. | Arizona State | 79 | 39 |

Walk It Out

In addition to ranking second in the country in homers, the Razorbacks are also third the country in walks (163) behind Southern Illinois (184) and Texas A&M-Corpus Christi (164). Burnside leads the team with 32 walks while outfielder Hannah McEwen has walked 26 times in just 31 games.

BY THE NUMBERS



| | | | | | | |
|------|-----|-----|-----|-----|------|------|
| .276 | 243 | 307 | 130 | 3-5 | 2.02 | .202 |
|------|-----|-----|-----|-----|------|------|

| AVG. | RUNS | HITS | XBH | SB-ATT | ERA | OPP. AVG. |
|------|------|------|-----|--------|-----|-----------|
|------|------|------|-----|--------|-----|-----------|



| | | | | | | |
|------|-----|-----|----|--------|------|------|
| .287 | 197 | 286 | 89 | 88-102 | 1.79 | .197 |
|------|-----|-----|----|--------|------|------|

2021 TEAM QUICK FACTS

TEAM INFORMATION

| | |
|------------------------------|---------------|
| 2020 Overall Record | 19-6 |
| 2020 SEC Record | 1-2 |
| NCAA Postseason | Not Contested |
| SEC Finish | T-6th |
| Home Record | 11-3 |
| Away Record | 3-2 |
| Neutral Record | 5-1 |
| Letterwinners Returning/Lost | 21/1 |
| Starters Returning/Lost | 8/1 |
| Newcomers | 7 |

COACHING STAFF

| | |
|------------------------|--------------------------------|
| Head Coach | Courtney Deifel (Sixth Season) |
| Assistant Coach | Yolanda McRae (Sixth Season) |
| Assistant Coach | Matt Meuchel (Fifth Season) |
| Volunteer Assistant | Annie Smith (Second Season) |
| Graduate Manager | Tori Stafford (First Season) |
| Director of Operations | Paige Williams (Fifth Season) |

TEAM HISTORY

| | |
|------------------------|---------------------|
| First Year of Program | 1997 |
| All-Time Record | 706-745-1 (.481) |
| All-Time SEC Record | 219-419 (.337) |
| SEC Championships/Last | None |
| NCAA Appearances/Last | Nine/2019 |
| Highest Preseason Rank | 12/14 (2018) |
| Highest Preseason SEC | 5th (2018) |
| Highest In-Season Rank | 8 (ESPN) /10 (NFCA) |

UNIVERSITY INFORMATION

| | |
|---------------------------------------|-------------------------|
| Location | Fayetteville, Ark. |
| Founded | March 27, 1871 |
| Enrollment | 27,558 |
| Nickname | Razorbacks |
| School Colors | Cardinal and White |
| Affiliation | NCAA Division I |
| Conference | Southeastern (SEC) |
| Chancellor | Dr. Joseph E. Steinmetz |
| Vice Chancellor/Director of Athletics | Hunter Yurachek |
| Faculty Athletic Representative | Gerald Jordan |
| University Website | www.uark.edu |
| Athletics Website | ArkansasRazorbacks.com |

FACILITY INFORMATION

| | |
|-------------------|--------------------------------|
| Home Field | Bogle Park |
| Opened | 2009 |
| Dimensions | (LF - 200, CF - 220, RF - 200) |
| Chair-back Seats: | 1,200 |

COMMUNICATIONS

| | |
|---------------------------------|-------------------|
| Assistant Director (SB Contact) | Jacob Pavilack |
| Email | jpgavila@uark.edu |
| Cell | 479-463-0736 |
| Assistant AD for Communications | Kyle Parkinson |

Mailing Address
Razorback Communications
PO Box 7777
Fayetteville, AR 72702-7777

Overnight Address
Razorback Communications
1240 W. Leroy Pond Dr.
Fayetteville, AR 72701

2021 RAZORBACK ROSTER

| # | NAME | POSITION | B/T | CLASS | HEIGHT | PREVIOUS SCHOOL | HOMETOWN |
|----|------------------|----------|-----|-------|--------|-------------------------------------|--------------------------|
| 00 | Kaitlyn Howard | UTL | L/L | Fr. | 5-7 | Sheridan HS | East End, Ark. |
| 1 | Ryan Jackson | OF | R/R | R-Sr. | 5-6 | Ruben S. Ayala HS / Bethune-Cookman | Chino Hills, Calif. |
| 2 | Valerie Ventura | INF | R/R | R-So. | 5-6 | Rio Mesa HS | Oxnard, Calif. |
| 3 | Larissa Cesena | INF/OF | L/R | R-So. | 5-7 | Martin Luther King HS | Riverside, Calif. |
| 4 | Mary Haff | RHP | R/R | R-Jr. | 5-10 | Lake Region HS | Winter Haven, Fla. |
| 5 | Lauren Howell | RHP | R/R | Fr. | 5-7 | Helias Catholic HS | Jefferson City, Mo. |
| 6 | Cally Kildow | UTL | R/R | Fr. | 5-7 | Gravette HS | Gravette, Ark. |
| 9 | Autumn Storms | RHP | R/R | R-Sr. | 5-10 | Great Oak HS | Temecula, Calif. |
| 12 | Abby Gordon | C | R/R | Fr. | 6-0 | Andale Garden Plain HS | Garden Plain, Kan. |
| 13 | Kayla Green | C | R/R | R-Jr. | 5-9 | Great Oak HS | Temecula, Calif. |
| 16 | Keely Huffine | UTL | R/R | R-Sr. | 5-6 | Harrisburg HS | Harrisburg, Ark. |
| 18 | Marlene Friedman | INF | R/R | Fr. | 5-5 | Mater Dei HS | Huntington Beach, Calif. |
| 20 | Hannah Gammill | UTL | R/R | Fr. | 5-8 | Beebe HS | Beebe, Ark. |
| 21 | Lauren Graves | UTL | R/R | R-Sr. | 5-8 | White Hall HS / Maryland | White Hall, Ark. |
| 22 | Linnie Malkin | INF | R/R | R-Jr. | 5-11 | Broomfield HS | Broomfield, Colo. |
| 23 | Hannah McEwen | OF | L/R | R-Jr. | 5-7 | Patrick Henry HS | San Diego, Calif. |
| 24 | Nicole Duncan | INF/C | R/R | R-Jr. | 5-7 | Centralia HS | Centralia, Mo. |
| 25 | Braxton Burnside | INF | R/R | Gr. | 5-6 | Paragould HS / Missouri | Paragould, Ark. |
| 28 | Rylin Hedgecock | UTL | R/R | R-Fr. | 5-9 | Lowndes HS | Valdosta, Ga. |
| 31 | Allie Light | UTL | R/R | Fr. | 5-10 | Lexington HS | Lexington, S.C. |
| 41 | Danielle Gibson | INF | L/R | R-Jr. | 6-0 | Murrieta Valley HS / Arizona State | Murrieta, Calif. |
| 42 | Sam Torres | OF | L/L | R-So. | 5-2 | Chaparral HS | Temecula, Calif. |
| 66 | Aly Manzo | INF | L/R | R-Sr. | 5-7 | Roseville HS | Roseville, Calif. |
| 72 | Jenna Bloom | RHP | R/R | R-Fr. | 5-10 | Edison HS | Huntington Beach, Calif. |
| 99 | Audrie LaValley | INF | L/R | R-So. | 5-6 | Carl Albert HS / Oklahoma | Choctaw, Okla. |

COACHING/SUPPORT STAFF

| | |
|------------------------|--|
| Head Coach | Courtney Deifel (California, 2003) - Sixth Season |
| Assistant Coach | Yolanda McRae (Georgia, 2004) - Sixth Season |
| Assistant Coach | Matt Meuchel (Arizona State, 2000) - Fifth Season |
| Volunteer Assistant | Annie Smith (Grinnell College, 1995) - Second Season |
| Director of Operations | Paige Williams (North Carolina, 2013) - Fifth Season |
| Graduate Manager | Tori Stafford (Tulsa, 2019) - First Season |
| Athletic Trainer | Andrew Kreis (Texas State, 2014) - Seventh Season |
| Baylee Andrews | Manager |
| Rachel Longmate | Manager |
| Parker Staggs | Manager |

PRONUNCIATION GUIDE

| | |
|----------------------|--------------------|
| #3 Larissa Cesena | Suh-SANE-ya |
| #6 Cally Kildow | Kill-DOW |
| #16 Keely Huffine | HUF-fine |
| #18 Marlene Friedman | FREED-man |
| #22 Linnie Malkin | MAL (like Pal)-kin |
| #23 Hannah McEwen | Muh-CUE-in |
| #66 Aly Manzo | Allie MAHN-zo |
| Courtney Deifel | DIE-ful |
| Matt Meuchel | Michael |

RAZORBACKS BY STATE

- California (11)**
Ryan Jackson, Valerie Ventura, Larissa Cesena, Autumn Storms, Kayla Green, Marlene Friedman, Hannah McEwen, Danielle Gibson, Sam Torres, Aly Manzo, Jenna Bloom
- Arkansas (6)**
Kaitlyn Howard, Cally Kildow, Keely Huffine, Hannah Gammill, Lauren Graves, Braxton Burnside
- Missouri (2)**
Lauren Howell, Nicole Duncan
- Colorado (1)**
Linnie Malkin
- Florida (1)**
Mary Haff
- Kansas (1)**
Abby Gordon
- Oklahoma (1)**
Audrie LaValley
- South Carolina (1)**
Allie Light

RAZORBACKS BY CLASS

- Redshirt Senior (6)**
Braxton Burnside, Lauren Graves, Keely Huffine, Ryan Jackson, Aly Manzo, Autumn Storms
- Redshirt Junior (6)**
Nicole Duncan, Danielle Gibson, Kayla Green, Mary Haff, Linnie Malkin, Hannah McEwen
- Redshirt Sophomore (4)**
Larissa Cesena, Audrie LaValley, Sam Torres, Valerie Ventura
- Redshirt Freshman (2)**
Jenna Bloom, Rylin Hedgecock
- Freshman (7)**
Marlene Friedman, Hannah Gammill, Abby Gordon, Kaitlyn Howard, Lauren Howell, Cally Kildow, Allie Light

vs. Central Arkansas

Brax Bombs

Infielder Braxton Burnside has hit a whopping 21 home runs this season after hitting five in the COVID-19 shortened season last year. The Paragould, Ark. native broke the school's single-season home run record with her 18th of the year, launching a three-run shot in the fifth at Auburn.

ARKANSAS SINGLE SEASON HOME RUN RECORD

| Rank | Player | Home Runs | Year |
|------|-------------------------|-----------|-------------|
| 1. | Braxton Burnside | 22 | 2021 |
| 2. | Nicole Schroeder | 17 | 2017 |
| 3. | Devon Wallace | 15 | 2012 |
| | Jessica Bachkora | 15 | 2010 |

Homers Help

The 2021 Hogs are already the single-season program leader in home runs. They accomplished the feat in the 35th game of the season against Missouri State (April 6).

ARKANSAS SINGLE SEASON TEAM HOME RUN RECORD

| Rank | Year | Home Runs |
|------|-------------|-----------|
| 1. | 2021 | 79 |
| 2. | 2008 | 65 |
| 3. | 2013 | 61 |

Hot Start

Arkansas started SEC play 12-0 this season, the fifth-best start in league history and the best in Razorback program history.

CONSECUTIVE WINS TO START SEC PLAY

| Rank | Team | Year | Wins |
|------|-----------------|-------------|-----------|
| 1. | Alabama | 2006 | 15 |
| 2. | South Carolina | 1997 | 14 |
| 3. | Florida | 2009 | 13 |
| | Georgia | 2005 | 13 |
| 5. | Arkansas | 2021 | 12 |

The Big Three

The combination of Braxton Burnside (22), Linnie Malkin (13) and Danielle Gibson (13) have mashed 48 of Arkansas' 79 home runs this season. The threesome alone would rank T-17th in the nation for homers. In the SEC, Burnside, Malkin and Gibson rank ahead of Mississippi State (46), LSU (45), Ole Miss (36), Florida (34), South Carolina (29), Alabama (25) and Auburn (19) in homers.

SEC and National Leaders

In addition to ranking second in the nation in home runs, Burnside is also fourth in the country and the league-leader in RBI with 49 and is third in the SEC with 45 runs scored. She also leads the SEC in slugging percentage (.959) and is second in total bases (118). Gibson's 15 doubles are third in the country and 13 homers rank 18th. Gibson's 51 hits rank fourth in the SEC and 13th nationally. As a team, Arkansas ranks fifth in the SEC and 21st nationally in slugging percentage (.537) and eighth in the league and 36th in the country in on base percentage (.389). Arkansas' 5.9 runs per game is fifth in the SEC and 33rd nationally.

Haff Hits

Pitcher Mary Haff has commanded the pitching staff and ranks highly on both SEC and national leaderboards. Haff's 19 wins are fifth in the country and ranks 21st in strikeouts (151). The Winter Haven, Fla. native's career ERA of 1.61 is currently the best mark in program history. Her .177 opponent batting average is also the best in program history and her 70 wins are the third-most. Haff's 13 career saves are also first in school history. She has recorded 13 games of 10 or more strikeouts, which is second in program history behind Katy Henry (14, 2005-08). Her two no-hitters (2018 vs Northern Colorado & 2021 vs Texas Tech) are the most in a career in program history. This year against Texas Tech she no-hit the Red Raiders in 5.0 innings, and recorded six strikeouts and threw 48 of 61 pitches for strikes in a 9-0 win on Feb. 26. She was one error away from a perfect game.

Burnside Captures Second SEC Co-Player of the Week

Burnside 'hit two home runs this week (April 6) to set the Arkansas single-season home run record while guiding the Razorbacks to a three-game sweep at No. 25 Auburn. For the week, Burnside batted .571 with four hits (two doubles and two home runs), six RBI, five walks and two runs scored.

Haff Named SEC Pitcher of the Week

Arkansas' Mary Haff, a redshirt junior right-hander from Winter Haven, Fla., recorded three wins and a save to help her team earn the series sweep over Mississippi State and remain undefeated in league play (March 30). Haff opened the week hurling nine strikeouts over 6.0 innings in a win at Kansas. In game one against the Bulldogs, she threw 5.2 scoreless innings and struck out four. Haff then earned the save in game two, striking out two batters in 1.2 innings of work. She closed out the weekend with nine strikeouts in the complete-game victory as the Razorbacks moved to 9-0 in SEC play for the first time in program history. The Razorbacks won a weekly league award in three straight weeks.

Gibson Garners SEC Player of the Week Honors

Arkansas' Danielle Gibson, a redshirt junior infielder from Murrieta, Calif., hit .400 for the

week with six hits, three runs scored and three RBI. In the series sweep over Ole Miss, Gibson batted .545 to help the Razorbacks start their SEC season at 6-0 for the first time in program history (March 23). On Friday, she went 2-for-4 with an RBI, a run scored and the first of her three doubles on the weekend. In the second game of the series, Gibson registered a game-tying double in the sixth followed by a walk-off solo home run in the eighth to secure the win. On Sunday, she recorded her 13th nation-leading double.

Burnside Named SEC Co-Player of the Week

Infielder Burnside, a graduate infielder from Paragould, Ark., recorded four home runs in the series sweep at No. 20 South Carolina (March 16). On Saturday, Burnside hit two homers against the Gamecocks, including the go-ahead two-run shot in the top of the 10th inning in a 7-5 win. She finished the series with five hits, five runs scored and seven RBI to help the Razorbacks register their first SEC series sweep on the road since 2009.

Record Setting Day

Arkansas hit a single game program record six home runs on April 6 in a 9-1 (5 inning) win over Missouri State. Kayla Green hit two and was joined by Linnie Malkin, Danielle Gibson, Braxton Burnside and Hammah Gammill. The previous record was five home runs, which the Razorbacks reached twice this year against Texas Tech and Northwestern State.

Heroic Hogs

The Razorbacks have three come-from-behind walk-off wins this season. Danielle Gibson hit a walk-off grand slam to defeat Drake (March 4) and trailed 4-2 at the time of the homer. In the series against Ole Miss, Arkansas hit two extra inning walk-off homers. Gibson hit a solo shot on March 20 and Keely Huffine did the same on March 21, both solo homers to left.

McNeese Marathon

On Saturday, Feb. 20, Arkansas played the second-longest game in program history at McNeese, defeating the Cowgirls 6-4 in 14 innings. The only game longer in school history was 19 innings on March 21, 1999 against Alabama, a 12-7 Crimson Tide win. Designated player Linnie Malkin hit the game's go-ahead two-run home run in the top of the 14th inning. Its the second-longest game in the country behind Ohio State and Wisconsin's 15 inning affair on March 11.

Versus Ranked Opponents

This season the Razorbacks are 11-3 against ranked opponents. Since 2018, Arkansas is 32-22 against top 25 competition.

10 RBI Tandem

Danielle Gibson and Braxton Burnside are both tied for second in NCAA history registering 10 RBI in a single game. Gibson accomplished her feat on Feb. 23, 2018, hitting a home run cycle as part of a 15-3 win over SIUE. She was 4-for-4, collecting 16 total bases. Burnside reached the single-game 10 RBI mark as a freshman at Missouri on March 18, 2017 in a 16-6 win over North Dakota State in Clearwater, Fla. Burnside was 3-for-5 with two grand slams and a two RBI triple. Gibson and Burnside are the only pair of Division I teammates to record 10 or more RBI in a single game during their careers.

Trio of Hogs Named Preseason All-SEC

Braxton Burnside, Hannah McEwen and Autumn Storms were named to the 14th annual Preseason All-SEC team. McEwen and Storms are on the team for the second consecutive year, while Burnside is making her first appearance. Alongside LSU (4) and Alabama (3), the Razorbacks are one of only three squads with three or more players appearing on the team. The Preseason All-SEC Softball Team is voted on by the league's head coaches and consists of a minimum of 14 players. Each SEC head coach voted for five infielders, four outfielders, three pitchers, one catcher and one designated player/utility. No ties were broken.

Storms and McEwen Named JWOS Preseason All-Americans

Redshirt senior pitcher Autumn Storms and redshirt junior outfielder Hannah McEwen were selected to Justin's World of Softball Preseason All-America Third Team. McEwen registered the nation's 15th best on base percentage (.565) with a team-leading and eighth-best in the SEC .418 batting average last year. Last season, Storms racked up an SEC-leading 11 victories inside the circle last season and ranked second in the SEC allowing 1.16 walks per seven innings, fourth in strikeout-to-walk ratio (5.08) and seventh in ERA (1.16).

McEwen Makes Her Mark

Hannah McEwen is on pace to be the program's all-time leading hitter with a career .369 batting average, and is the only SEC player to lead her team in batting average each of the last three seasons. As a junior, she was named a Softball America Shortened Season All-American and hit .418, the SEC's eighth best mark.

Burnside Named CoSIDA Academic All-District First Team

Last season, infielder Braxton Burnside was named to the CoSIDA Academic All-District First Team for the first time in her career, due to the shortened 2020 season, voting was conducted with an emphasis on career stats. Burnside has accumulated 130 hits, 23 doubles, two triples, 20 homers and 100 RBIs in her career which includes two prior seasons at Missouri. Burnside graduated as part of the December 2019 class earning an undergraduate degree in communication while attaining a 3.94 GPA. She is currently pursuing a master's degree in human resource and workforce development.

Experience on the Bench

In addition to head coach Courtney Deifel, who is in her seventh year as a Division I head coach, assistant coach Matt Meuchel and volunteer assistant coach Annie Smith have been head coaches at Division I programs. Meuchel spent eight seasons (2009-16) as Nevada's head coach, leading the Wolfpack to a 2009 WAC championship and NCAA Tournament berth. While in Reno, Meuchel compiled a 196-217 overall record and guided the program's transition to Mountain West Conference membership. Smith was at the helm of Georgia Southern's program

from 2012-17, posting a 176-166 mark, winning two Southern Conference regular season and tournament titles. The Eagles went 51-17 under Smith in SoCon play, and she later transitioned the program to Sun Belt Conference membership.

History Made

Danielle Gibson made history on Feb. 23, 2019 when she hit four home runs and collected 10 RBI inside Bogle Park as part of a 15-3 win over SIUE. The four home runs tie a Division I record reached only four times before, but what makes Gibson special is that she hit for the home run cycle - done only twice before EVER, she is the first to do so in only four innings. Her 16 total bases and 10 RBI are tied for the second-most in NCAA history and she is the third player to record 10 RBI in SEC history.

Hogs in NCAA Active Leaders

Redshirt senior pitcher Autumn Storms is fourth among active players in games started by a pitcher, sixth in overall appearances and eighth in innings pitched in the latest NCAA statistical report.

NCAA ACTIVE CAREER LEADERS - STARTS

| Rank | Player | Class | School | Games Started |
|------|----------------------|------------|-----------------|---------------|
| 1. | Amber Fiser | Sr. | Minnesota | 129 |
| 2. | Alea White | Sr. | UCF | 126 |
| 3. | Brittany Pickett | Sr. | North Carolina | 117 |
| 4. | Autumn Storms | Sr. | Arkansas | 116 |
| 5. | Summer Ellyson | Sr. | Louisiana | 109 |

Jackson Top 10 in Active Career HBP

Redshirt senior outfielder Ryan Jackson was plunked 11 times in 2020, ranking 10th nationally averaging 0.44 hit by pitches per game. She is fifth in active career hit by pitches.

NCAA ACTIVE CAREER LEADERS - HIT BY PITCH

| Rank | Player | Class | School | Hit By Pitch |
|------|---------------------|------------|-------------------|--------------|
| 1. | Maddy Vermejan | Sr. | Southern Illinois | 81 |
| 2. | Kenzi Maguire | Sr. | South Carolina | 80 |
| 3. | Nikki Butler | Sr. | New Mexico State | 72 |
| 4. | Jana Johns | Sr. | Oklahoma | 71 |
| 5. | Ryan Jackson | Sr. | Arkansas | 60 |
| | Abby Sweet | Sr. | Notre Dame | 60 |

Arkansas' All-Time Winningest Coaches

Head coach Courtney Deifel became the program's fastest coach to 150 wins and just the second ever to do so in program history.

WINNINGEST ARKANSAS HEAD COACHES

| Rank | Coach | Recrd | Years | NCAA Appearances |
|------|------------------------|----------------|-------------------|-----------------------------|
| 1. | Carrie Dever-Boaz | 244-274-1 | 1997-2004 | 2 (2000, 2002) |
| 2. | Courtney Deifel | 183-111 | 2016-pres. | 3 (2017, 2018, 2019) |
| 3. | Mike Larabee | 149-181 | 2010-2015 | 2 (2012, 2013) |
| 4. | Jamie Pinkerton | 130-179 | 2005-2009 | 2 (2008, 2009) |

Deifel's Success at Bogle

Beginning with Deifel's first season as head coach in 2016, Arkansas has posted a 102-40 record inside Bogle Park, with an ultra-impressive 79-14 mark over the last four seasons (2018-21). The Razorbacks set a Bogle Park record winning 27 home games in 2018, which included three wins en route to the NCAA Fayetteville Regional Championship.

About the Razorbacks

Arkansas returns all but one starter from the 2020 COVID-19 shortened campaign where the team finished 19-6 (1-2 SEC) and earned a No. 19 final ranking in the NFCA Coaches' Poll. The Hogs hit .317 as a team, which ranked seventh in the SEC and 34th in the country. Posting an average of 6.16 runs per game, the offense placed sixth in the league and 33rd nationally. The team's best win of the year was a 1-0 triumph at No. 9 Alabama in the SEC opener, Arkansas' first win in Tuscaloosa since 2000. During non-conference play the team won 10 consecutive games, the program's second such streak in the last decade.

Arkansas Softball Picked To Finish Sixth in SEC Preseason Coaches' Poll

The Arkansas softball team has been picked to finish sixth in the Southeastern Conference after a vote of the 13 head coaches in the annual preseason poll. The Razorbacks, who received 81 points, will be competing in their sixth season under head coach Courtney Deifel. Since the elimination of divisions prior to the 2014 season, this year's preseason ranking is the program's second-highest, trailing 2019 when the Hogs were tabbed fifth.

Razorback Softball Celebrates 25th Season

Arkansas softball is celebrating it's 25th season which also aligns with the SEC's 25 anniversary sponsoring the sport. Along with Arkansas; Alabama, Auburn, Florida, Georgia, Kentucky, LSU, Ole Miss and Mississippi State are all celebrating their 25th season. The 1997 Arkansas squad recorded the program's first ever win in its second game, downing Hawai'i, 5-4, at the San Diego State Classic. The Lady'Backs were part of SEC history and participated in the league's first conference game, on March 5, 1997 at Florida. The Gators beat Arkansas, 2-1, in nine innings. Playing the inaugural game, Arkansas was part of many SEC play firsts:
 - First hit in an SEC Game: Gretchen Thompson doubled to left in the second inning.
 - First run in an SEC Game: Brett Erickson scored in the fifth inning.
 - First RBI in an SEC Game: Tammy Kincaid singled home Brett Erickson in the fifth inning.

2021 RAZORBACKS



vs. Central Arkansas

USA TODAY/NFCA TOP 25
(Week 10)

| # | Team | Record | Previous Rank |
|----------|-----------------|-------------|---------------|
| 1 | Oklahoma (32) | 33-0 | 1 |
| 2 | UCLA | 25-2 | 2 |
| 3 | Florida | 32-6 | 5 |
| 4 | Washington | 34-6 | 6 |
| 5 | Alabama | 33-7 | 3 |
| 6 | Oregon | 28-8 | 4 |
| 7 | Florida State | 31-6 | 9 |
| 8 | Arkansas | 36-5 | 10 |
| 9 | Texas | 31-6 | 7 |
| 10 | Arizona | 27-8 | 8 |
| 11 | Oklahoma State | 35-5 | 11 |
| 12 | Arizona State | 28-11 | 13 |
| 13 | Louisiana | 34-7 | 14 |
| 14 | Kentucky | 30-10 | 12 |
| 15 | Virginia Tech | 28-7 | 15 |
| 16 | Clemson | 32-4 | 17 |
| 17 | LSU | 26-14 | 16 |
| 18 | Missouri | 32-10 | 18 |
| 19 | Tennessee | 32-7 | 19 |
| 20 | Michigan | 21-4 | 22 |
| 21 | Georgia | 27-11 | 20 |
| 22 | Duke | 30-10 | 21 |
| 23 | Wichita State | 32-5-1 | 25 |
| 24 | Minnesota | 22-6 | 24 |
| 25 | James Madison | 22-1 | RV |
| 25 | UCF | 30-12-1 | 23 |

Others Receiving Votes: Auburn (23), Fresno State (12), Northwestern (11), Miami University (10), Texas state (9), Liberty (4), BYU (2), Western Kentucky (2), Ole Miss (1)

ESPN.COM/USA SOFTBALL TOP 25
(Week 10)

| # | Team | Record | Previous Rank |
|----------|-----------------|-------------|---------------|
| 1 | Oklahoma (20) | 33-0 | 1 |
| 2 | UCLA | 25-2 | 2 |
| 3 | Florida | 32-6 | 4 |
| 4 | Washington | 34-6 | 6 |
| 5 | Alabama | 33-7 | 3 |
| 6 | Arkansas | 36-5 | 10 |
| 7 | Oregon | 28-8 | 5 |
| 7 | Florida State | 31-6 | 9 |
| 9 | Oklahoma State | 35-5 | 11 |
| 9 | Arizona State | 28-11 | 13 |
| 11 | Arizona | 27-8 | 7 |
| 12 | Texas | 31-6 | 8 |
| 13 | Virginia Tech | 28-7 | 14 |
| 14 | Kentucky | 30-10 | 12 |
| 15 | LSU | 26-14 | 15 |
| 16 | Clemson | 32-4 | 18 |
| 17 | Tennessee | 32-7 | 16 |
| 18 | Louisiana | 34-7 | 17 |
| 19 | Missouri | 32-10 | 19 |
| 20 | Michigan | 21-4 | 22 |
| 21 | Duke | 30-10 | 21 |
| 22 | Georgia | 27-11 | 20 |
| 23 | Wichita State | 32-5-1 | NR |
| 24 | James Madison | 22-1 | 24 |
| 25 | Minnesota | 22-6 | 23 |

Others receiving votes: Auburn, UCF, Louisville, Northwestern, Ole Miss, Boston University, S Illinois, Liberty, NC State, Fresno State

D1SOFTBALL.COM
(Week 10)

| # | Team | Record | Previous Rank |
|----------|-----------------|-------------|---------------|
| 1 | Oklahoma | 33-0 | 1 |
| 2 | UCLA | 25-2 | 2 |
| 3 | Florida | 32-6 | 4 |
| 4 | Washington | 34-6 | 7 |
| 5 | Alabama | 33-7 | 3 |
| 6 | Florida State | 31-6 | 6 |
| 7 | Arkansas | 36-5 | 9 |
| 8 | Oregon | 28-8 | 5 |
| 9 | Oklahoma State | 35-5 | 10 |
| 10 | Arizona State | 28-11 | 16 |
| 11 | Arizona | 27-8 | 8 |
| 12 | LSU | 26-14 | 13 |
| 13 | Virginia Tech | 28-7 | 14 |
| 14 | Texas | 31-6 | 11 |
| 15 | Louisiana | 34-7 | 15 |
| 16 | Missouri | 32-10 | 17 |
| 17 | Kentucky | 30-10 | 12 |
| 18 | Clemson | 32-4 | 19 |
| 19 | Tennessee | 32-7 | 18 |
| 20 | Wichita State | 32-5-1 | 20 |
| 21 | Minnesota | 22-6 | 21 |
| 22 | Michigan | 21-4 | NR |
| 23 | Duke | 30-10 | 22 |
| 24 | Ole Miss | 28-15 | NR |
| 25 | UCF | 30-12-1 | 23 |

SOFTBALL AMERICA
(Week 10)

| # | Team | Record | Previous Rank |
|-----------|-----------------|-------------|---------------|
| 1 | Oklahoma | 33-0 | 1 |
| 2 | UCLA | 25-2 | 2 |
| 3 | Washington | 34-6 | 4 |
| 4 | Florida | 32-6 | 3 |
| 5 | Oregon | 28-8 | 5 |
| 6 | Alabama | 33-7 | 7 |
| 7 | Florida State | 31-6 | 9 |
| 8 | Oklahoma State | 33-5 | 10 |
| 9 | Texas | 31-6 | 6 |
| 10 | Arkansas | 36-5 | 11 |
| 11 | Arizona State | 28-11 | 14 |
| 12 | Arizona | 27-8 | 8 |
| 13 | Virginia Tech | 28-7 | 12 |
| 14 | Louisiana | 34-7 | 15 |
| 15 | Kentucky | 30-10 | 13 |
| 16 | Clemson | 32-4 | 19 |
| 17 | LSU | 26-14 | 16 |
| 18 | Missouri | 32-10 | 17 |
| 19 | Tennessee | 33-7 | 18 |
| 20 | Wichita State | 32-5-1 | NR |
| 21 | UCF | 30-12-1 | 21 |
| 22 | Georgia | 27-11 | 20 |
| 23 | Minnesota | 22-6 | 22 |
| 24 | Duke | 30-10 | 24 |
| 25 | Michigan | 21-4 | 53 |

ARKANSAS IN THE POLLS WEEK-BY-WEEK

| Week | NFCA | ESPN | D1 | SA |
|-----------|------|------|----|----|
| Preseason | 18 | 21 | 16 | 16 |
| Week 1 | 20 | 25 | 17 | 19 |
| Week 2 | 21 | 24 | 16 | 18 |
| Week 3 | 20 | 20 | 15 | 17 |
| Week 4 | 19 | 19 | 12 | 15 |
| Week 5 | 17 | 17 | 13 | 14 |
| Week 6 | 15 | 15 | 12 | 14 |
| Week 7 | 13 | 11 | 9 | 12 |
| Week 8 | 10 | 8 | 8 | 10 |
| Week 9 | 10 | 10 | 9 | 11 |
| Week 10 | 8 | 6 | 7 | 10 |
| Week 11 | - | - | - | - |
| Week 12 | - | - | - | - |
| Week 13 | - | - | - | - |
| Week 14 | - | - | - | - |
| Final | - | - | - | - |

ARKANSAS POLL FACTS

- Under head coach Courtney Deifel the Hogs have been ranked 48 times in the USA Today/NFCA Poll. Prior to her tenure, Arkansas was ranked just one time in program history (2013).
- The Hogs have been ranked in the USA Today/NFCA Poll in 41 of its last 42 releases, dating back to week seven of the 2018 campaign.
- Arkansas has received a vote in the last 61 releases of the USA Today/NFCA Poll, the longest streak in program history.
- The Razorbacks were ranked in all five weekly releases of the four national polls during the shortened 2020 season.
- The Razorbacks current ranking in the ESPN.com/USA Softball and USA Today/NFCA Polls are both the highest in school history.

SEC WEEKLY AWARDS

WEEK ONE

Player: Charla Echols, Florida
 Pitcher: Montana Fouts, Alabama
 Freshman: Maddie Penta, Auburn; Sydney Chambley, Georgia

WEEK TWO

Player: Kaylee Tow, Alabama
 Pitcher: Katie Chronister, Florida
 Freshman: Erin Coffel, Kentucky

WEEK THREE

Player: Aliyah Andrews, LSU
 Pitcher: Ashley Rogers, Tennessee
 Freshman: Maddie Penta, Auburn

WEEK FOUR

Player: Kiki Milloy, Tennessee
 Pitcher: Elizabeth Hightower, Florida
 Freshman: Shelby Lowe, Auburn

WEEK FIVE

Player: **Braxton Burnside, Arkansas**; Bailey Hemphill, Alabama
 Pitcher: Anna Borgen, Ole Miss
 Newcomer: Lexi Kilfoyl, Alabama
 Freshman: Jenna Laird, Missouri

WEEK SIX

Player: **Danielle Gibson, Arkansas**
 Pitcher: Elizabeth Hightower, Florida
 Newcomer: Jaiden Fields, Georgia
 Freshman: Jayda Kearney, Georgia

WEEK SEVEN

Player: Bre Warren, Texas A&M
 Pitcher: **Mary Haff, Arkansas**
 Newcomer: Julia Cottrill, Florida; Rylea Smith, Kentucky
 Freshman: Shelby Lowe, Auburn

WEEK EIGHT

Player: **Braxton Burnside, Arkansas**; Bailey Hemphill, Alabama
 Pitcher: Ashley Rogers, Tennessee
 Newcomer: Lexi Kilfoyl, Alabama
 Freshman: Jenna Laird, Missouri

WEEK NINE

Player: Aliyah Andrews, LSU
 Pitcher: Montana Fouts, Alabama
 Newcomer: Sara Mosley, Georgia; Ciara Briggs, LSU
 Freshman: Blaise Biringner, Ole Miss

WEEK TEN

Player:
 Pitcher:
 Newcomer:
 Freshman:

WEEK ELEVEN

Player:
 Pitcher:
 Newcomer:
 Freshman:

WEEK TWELVE

Player:
 Pitcher:
 Newcomer:
 Freshman:



SEC STANDINGS

| Team | SEC | Overall | Streak |
|----------------|------|------------|---------|
| Arkansas | 16-2 | .889 36-5 | .878 W3 |
| Florida | 12-3 | .800 32-6 | .842 L1 |
| Alabama | 12-6 | .667 33-7 | .825 W1 |
| Missouri | 10-5 | .667 32-10 | .762 W3 |
| Ole Miss | 10-8 | .556 28-15 | .651 L1 |
| LSU | 8-7 | .533 26-14 | .650 W2 |
| Tennessee | 5-6 | .455 32-7 | .821 W1 |
| Kentucky | 6-9 | .400 30-10 | .750 W1 |
| Georgia | 6-9 | .400 27-11 | .711 L3 |
| Texas A&M | 6-9 | .400 28-13 | .683 W1 |
| Auburn | 5-10 | .333 25-13 | .658 L1 |
| South Carolina | 2-12 | .143 23-16 | .590 L1 |
| Miss. State | 0-12 | .000 22-19 | .537 L3 |

All Stats & standings as of April 19

SEC PRESEASON COACHES' POLL
 (First-Place Votes in Parentheses)

| Place | School | Points |
|-----------|-------------------|-----------|
| 1. | Alabama (9) | 138 |
| 2. | LSU (2) | 129 |
| 3. | Florida (1) | 125 |
| 4. | Tennessee (1) | 101 |
| 5. | Kentucky | 97 |
| 6. | Arkansas | 81 |
| 7. | Georgia | 78 |
| 8. | Missouri | 70 |
| 9. | South Carolina | 68 |
| 10. | Mississippi State | 43 |
| 11. | Auburn | 39 |
| 12. | Texas A&M | 30 |
| 13. | Ole Miss | 15 |

Points for the poll were awarded on a 1-2-3-4-5-6-7-8-9-10-11-12 basis. Coaches were not allowed to vote for their own team.

ARKANSAS IN SEC STATS

| ARKANSAS | VALUE | RANKING |
|----------------------|-------|---------|
| Batting Average | .276 | 10th |
| Slugging Percentage | .537 | 4th |
| On Base Percentage | .389 | 9th |
| Runs Scored | 243 | 4th |
| Hits | 307 | 6th |
| Runs Batted In | 231 | 3rd |
| Home Runs | 79 | 1st |
| Walks | 163 | 1st |
| Hit by Pitch | 48 | 3rd |
| Strikeouts | 227 | 1st |
| Sac Bunts | 21 | 1st |
| Sac Flies | 6 | 12th |
| Stolen Bases | 3 | 13th |
| Steal Attempts | 5 | 13th |
| ERA | 2.02 | 5th |
| Opp. Batting Average | .202 | 4th |
| Batters Struck Out | 261 | 5th |
| Walks Allowed | 69 | 3rd |
| Runs Allowed | 107 | T-5th |
| Earned Runs Allowed | 84 | 5th |
| Fielding Percentage | .973 | 5th |
| Errors | 32 | 9th |

SEC WEEKLY AWARDS

SEC Player of the Week - LSU's Aliyah Andrews, a senior centerfielder from Oldsmar, Fla., batted .625 (10-for-16) in the victory over Louisiana Tech and the series win at No. 19 Missouri. In game three against the Tigers, Andrews matched her career high with four hits, including an RBI single in the fifth inning to extend LSU's lead to 7-5. For the week, she recorded five runs scored, five stolen bases and four RBI.

SEC Pitcher of the Week - Alabama's Montana Fouts, a junior right-hander from Grayson, Ky., earned a pair of complete-game victories at No. 10/8 Arkansas. Fouts struck out 23 batters and held the Razorbacks to three unearned runs and a .157 batting average. She posted double-digit strikeouts in both starts and registered her fifth shutout of the season in game three to decide the series win.

SEC Newcomer of the Week - Georgia's Sara Mosley, a sophomore designated player from Ellijay, Ga., was instrumental in the series win at No. 10/11 Kentucky. In game two, Mosley hit the game-winning three-run home run in the top of the seventh inning to take a 9-8 lead. In game three, she registered a two-RBI single in the first and then a two-run homer in the third to give the Bulldogs a 5-0 lead.

LSU's Ciara Briggs, a freshman outfielder from Yorba Linda, Calif., batted .417 (5-for-12) with six runs scored, two RBI and a stolen base over the mid-week win over Louisiana Tech and the series win at No. 19 Missouri. In game three against the Tigers, Briggs went 3-for-4 with three RBI and three runs scored. In the fifth inning, she recorded a two RBI single and later crossed home plate to put LSU ahead 7-5.

SEC Freshman of the Week - Ole Miss' Blaise Biringner, a freshman second baseman from Nogales, Ariz., batted .545 with six hits, three runs scored and three RBI in a mid-week win over Central Arkansas and the series win over South Carolina. In the non-conference matchup with the Bears, Biringner hit the first inside-the-park home run for the Rebels since Kylan Becker during the 2017 NCAA Oxford Regional. She went 4-for-8 against the Gamecocks to help her team secure its eighth consecutive SEC series win at home dating back to 2018.



Courtney Deifel became the fourth head coach in program history when she was hired June 11, 2015. In five seasons at Arkansas, she has orchestrated the Razorbacks' return to postseason play and became the only head coach in school history to earn three consecutive NCAA Tournament berths (2017, 2018, 2019). Deifel has guided the program to new heights, and since her first season in 2016, the Razorbacks have been ranked 38 times in the NFCA Coaches' Poll after previously being ranked only once in program history.

Deifel guided the Razorbacks to a 19-6 (1-2 SEC) record during the COVID-19 shortened 2020 campaign. In the only league series of the season, the Razorbacks earned a 1-0 conference-opening victory, their first road win over Alabama since 2000. Arkansas remained in the national polls throughout the year and climbed from a preseason No. 24 ranking to the No. 19 slot in the final release of the NFCA Coaches' Poll. Junior catcher Kayla Green was honored with SEC Player of the Week recognition for the first time in her career and freshman pitcher Jenna Bloom emerged as one of the rising stars in the league, leading all freshmen in the nation striking out 10.9 hitters per seven innings.

Deifel led the Razorbacks to their third consecutive post-season appearance, becoming the only coach in program history to do so. With Deifel at the helm, Arkansas closed out the 2019 season, 38-20 and 12-12 in SEC play. It marks the first time since 1999-00 that the Razorbacks finished the season .500 or better in conference play in back-to-back seasons. The Razorbacks garnered their highest in-season ranking during weeks one and two, coming in at 12th and 11th in the NFCA and ESPN polls respectively.

Arkansas saw two players named to the All-SEC teams, pitcher Autumn Storms was named second team and outfielder Hannah McEwen garnered first-team recognition. McEwen's first-team selection was the first for Arkansas since 2012 and only the second in program history. In year four under Coach Deifel, the Razorbacks also earned two SEC Player of the Week awards, three SEC Pitcher of the Week awards, and one USA Softball Co-Player of the Week. A record five Razorbacks were named to the NFCA All-Region teams, with Storms garnering the first, first-team selection of her career. Storms went on to be named NFCA Second Team All-American as a pitcher, the first Razorback since 2010.

Year four with Coach Deifel and the Razorback staff saw growth in all aspects as the game, including a team .288 batting average, which ranks second-highest in the record books. In fact, four of the top seven team batting averages in program history come from the Deifel-era.

In her third season, Arkansas wrapped up the year with a 42-17 record, the third most wins in program history; and the highest number since 2000. The team earned the program's first-ever NCAA national seed and hosted the Fayetteville Regional on its way to securing a spot in this weekend's Norman Super Regional. For their efforts, the coaching staff earned 2018 NFCA Division I South Region Staff of the Year. The team also finished 17th in the final NCAA RPI.

Two seasons removed from a one-win conference tally, the Razorbacks posted a 12-12 record in SEC and earned a No. 7 seed into the SEC Tournament where the team made a run to the semifinals for the first time since 2001. The Razorbacks finished the season with a 27-2 record on their home field, established a new program record for home wins in a single season. Part of Arkansas' home triumphs included the program's first three-game sweep of a ranked team (No. 20 Mississippi State) and its first-ever series win over Alabama.

In her second season in Fayetteville, Deifel guided Arkansas to a 31-24 record which marked a 17-win improvement from the previous season, marking the largest increase in the country among Power 5 programs. The Razorbacks also tallied seven wins in SEC play, equaling the combined total from the previous three seasons. In recognition of the team's performance, Deifel was named the 2017 DSoftballNews Coach of the Year.

From year one to two under Deifel, Arkansas' pitching staff lowered its combined ERA by more than four runs (6.98 to 2.82) and added more than 20 points to its batting average (.260 to .284). The Razorbacks also led the SEC and tied for 17th in the NCAA with 59 home

DEIFEL YEAR-BY-YEAR

| Year | School | Overall | Conf. | Postseason |
|---|----------|----------------|--------------|----------------------|
| 2015 | Maryland | 27-27 | 9-14 | -- |
| 2016 | Arkansas | 17-39 | 1-23 | -- |
| 2017 | Arkansas | 31-24 | 7-17 | NCAA Regional |
| 2018 | Arkansas | 42-17 | 12-12 | NCAA Super Regional |
| 2019 | Arkansas | 38-20 | 12-12 | NCAA Regional |
| 2020 | Arkansas | 19-6 | 1-2 | -- |
| 2021 | Arkansas | 36-5 | 16-2 | -- |
| 7 seasons | | 210-138 | 56-82 | 3 appearances |
| At Arkansas | | 183-111 | 47-68 | |
| <i>At Arkansas (2016-pres.): 183-111 (.622)</i> | | | | |
| <i>Career (2015-pres.): 210-138 (.603)</i> | | | | |

runs. During the year, Arkansas earned its first national ranking since 2013 when it was slotted at No. 24 in the March 7 release ESPN/USA Softball poll.

Individually, Deifel saw two Razorbacks earn NFCA All-South Region accolades with Nicole Schroeder and Autumn Storms earning second-team and third-team honors, respectively. Storms was also named to the SEC All-Freshman Team while A.J. Belans was voted to the All-SEC Second Team. Schroeder went on to be drafted by the Akron Racers as the program's second NPF selection.

Deifel's first win over a ranked team at Arkansas came during the 2016 season when the Razorbacks knocked off No. 23 Nebraska, 11-10, during the Easton Tournament in Fullerton, Calif.; the team added five ranked wins in 2017. The 2016 campaign also saw newcomer Ashley Diaz make an immediate impact as a member of the NFCA All-South Region Second Team. She also appeared on the NFCA National Freshman of the Year Top 25 Watch List.

During her playing and coaching careers prior to coming to Arkansas, Deifel advanced to 11 NCAA Tournaments including a four-year run to the Women's College World Series (WCWS) as an All-American catcher at California that was highlighted by winning the 2002 national title. The Bears also finished second (2003), fifth (2001) and seventh (2000) at the WCWS over her four-year run. Her postseason successes also featured a pair of Super Regionals as a graduate assistant at Oklahoma and five NCAA Regionals as an assistant at Maryland and Louisville.

As a first-year head coach, Deifel ushered in a culture of change for Maryland in 2015. Along with the program's 16-game improvement from the previous season, the Terrapins' offense show tremendous growth. Maryland finished 27th in the NCAA with 6.28 runs per game behind 339 runs scored, up more than 150 runs from 2014. Deifel also led her team to a .309 batting average, a 40-point jump from 2014 which also ranked 57th in the NCAA.

Individually, Deifel guided three players to all-conference accolades and a pair of NFCA all-region honors. Lindsey Schmeister was an All-Big Ten first team performer while Shannon Bustillos and Erin Pronobis landed on the All-Big Ten second team. Pronobis and Corey Schwartz were also named to the NFCA All-Midwest Region Third Team. Under Deifel's watch, the trio helped Maryland to single-season school records in doubles, home runs, RBI and walks.

Prior to taking the head job at Maryland, Deifel spent four seasons as an assistant coach at Louisville in which she helped the Cardinals to four NCAA appearances, the 2014 American Athletic Conference Tournament title and an overall record of 176-60 (.746). Louisville averaged 44 wins in that time with a program-record 55 wins in 2012. Her student-athletes at Louisville racked up four NFCA All-America certificates and 29 all-conference selections.

Deifel played in 285 games in her career at California, missing just three games behind the plate over her four years. As a four-year starting catcher, she was a 2003 All-American, two-time All-Pac 10 selection and caught seven no-hitters. She is still the program's career leader with 1,969 putouts.

Aside from her accomplishments in collegiate softball, Deifel had a successful professional career following her days at Cal. In 2004, she helped the NY/NJ Juggernaut to the National Professional Fastpitch (NPF) league title. Deifel also spent three years with LeoPalac21 in Japan that resulted in a runner-up showing and a pair of third-place finishes.

Deifel and husband Joe are the parents to two sons, Trip and Walt. The family resides in Fayetteville.

ALL-TIME SERIES UNDER DEIFEL

| Opponent | Series | H | A | N |
|---------------------|--------|---------|--------|-------------|
| Alabama | 4-9 | 3-3 | 1-5 | 0-1 |
| Arkansas-Pine Bluff | 1-0 | 1-0 | | |
| Army | 0-1 | | | 0-1 |
| Auburn | 7-5 | 3-3 | 4-2 | |
| Baylor | 1-1 | 0-1 | | 1-0 |
| Binghamton | 1-0 | | | 1-0 |
| Boston U | 4-0 | 4-0 | | |
| Bradley | 1-1 | | | 1-1 |
| BYU | 0-1 | | | 0-1 |
| Buffalo | 1-0 | 1-0 | | |
| Cal State Fullerton | 0-1 | | 0-1 | |
| CSUN | 1-0 | | | 1-0 |
| Campbell | 2-0 | | | 2-0 |
| Central Arkansas | 1-0 | | 1-0 | |
| Central Connecticut | 2-0 | 2-0 | | |
| Central Michigan | 1-0 | | | 1-0 |
| Dartmouth | 2-0 | 2-0 | | |
| Delaware | 1-0 | | | 1-0 |
| DePaul | 1-0 | 1-0 | | |
| Drake | 3-2 | 3-2 | | |
| Florida | 0-9 | 0-3 | 0-6 | |
| Florida A&M | 2-0 | | | 2-0 |
| FAU | 0-1 | | 0-1 | |
| FGCU | 1-0 | | 1-0 | |
| Fordham | 1-0 | | | 1-0 |
| Furman | 4-0 | 3-0 | | 1-0 |
| George Washington | 1-0 | | | 1-0 |
| Georgia | 5-6 | 1-2 | 3-3 | 1-1 |
| Grand Canyon | 1-1 | | | 1-1 |
| IUPUI | 3-0 | 3-0 | | |
| Iowa State | 1-0 | 1-0 | | |
| Jackson State | 1-0 | | 1-0 | |
| Kansas | 4-0 | 3-0 | 1-0 | |
| Kansas City | 4-1 | 3-1 | 1-0 | |
| Kent State | 2-0 | 2-0 | | |
| Kentucky | 3-7 | 2-4 | 0-3 | 1-0 |
| Lamar | 2-0 | 2-0 | | |
| Liberty | 0-1 | 0-1 | | |
| Lipscomb | 1-0 | | | 1-0 |
| Loyola Marymount | 2-0 | | | 2-0 |
| LSU | 2-7 | 2-4 | 0-3 | |
| Manhattan | 1-0 | | | 1-0 |
| Marist | 3-0 | 2-0 | | 1-0 |
| McNeese | 3-2 | | 3-1 | 0-1 |
| Memphis | 1-0 | | | 1-0 |
| Mississippi State | 7-2 | 6-0 | 1-2 | |
| Missouri | 4-2 | 2-1 | 2-1 | |
| Missouri State | 3-1 | 2-1 | 1-0 | |
| Montana | 0-1 | 0-1 | | |
| Nebraska | 3-0 | 1-0 | | 2-0 |
| Nevada | 1-0 | 1-0 | | |
| New Mexico | 2-0 | | | 2-0 |
| New Mexico State | 1-0 | | 1-0 | |
| North Carolina | 0-1 | | | 0-1 |
| North Dakota State | 4-1 | 2-0 | | 2-1 |
| North Texas | 2-0 | | 2-0 | |
| North Carolina | 0-3 | | | 0-3 |
| Northern Colorado | 5-1 | 4-0 | | 1-1 |
| Northern Iowa | 1-1 | 1-1 | | |
| Northwestern State | 3-0 | 3-0 | | |
| Notre Dame | 1-1 | | 1-1 | |
| Oklahoma | 0-5 | 0-1 | 0-4 | |
| Oklahoma State | 1-3 | 0-2 | 1-0 | 0-1 |
| Ole Miss | 7-5 | 6-0 | 1-5 | |
| Omaha | 4-0 | 4-0 | | |
| Sacramento State | 1-0 | | | 1-0 |
| Samford | 1-0 | | | 1-0 |
| San Diego | 1-0 | | | 1-0 |
| SIUE | 2-0 | 2-0 | | |
| South Carolina | 7-6 | 3-3 | 4-2 | 0-1 |
| South Dakota State | 1-0 | 1-0 | | |
| Southeast Missouri | 5-1 | 3-1 | 2-0 | |
| Saint Francis (Pa.) | 2-0 | 2-0 | | |
| Saint Louis | 3-0 | | 3-0 | |
| Tennessee | 3-6 | 2-1 | 1-5 | |
| Texas | 0-2 | | 0-2 | |
| Texas A&M | 2-7 | 1-2 | 1-5 | |
| Texas Tech | 2-0 | 2-0 | | |
| Tulsa | 2-5 | 1-2 | 1-1 | 0-2 |
| UConn | 1-0 | | | 1-0 |
| UIC | 1-0 | | | 1-0 |
| ULM | 1-0 | 1-0 | | |
| UMass Lowell | 2-0 | | | 2-0 |
| UNLV | 0-1 | | | 0-1 |
| Utah | 1-0 | | | 1-0 |
| UT Arlington | 5-1 | 2-0 | 3-1 | |
| UTEP | 1-0 | | | 1-0 |
| Villanova | 3-0 | 2-0 | | 1-0 |
| Washington | 0-1 | | | 0-1 |
| Weber State | 1-0 | | | 1-0 |
| Wichita State | 4-1 | 4-0 | 0-1 | |
| Wright State | 2-0 | 2-0 | | |
| | | 183-111 | 102-40 | 39-56 40-15 |

10+ STRIKEOUT PERFORMANCES

| No. | Pitcher | Opponent | Date |
|-----|---------------------|------------------------------|-----------|
| 16 | Mary Haff | vs. Furman | 4/13/19 |
| 16 | Heather Schlichtman | vs. Marshall | 4/9/04 |
| 15 | Heather Schlichtman | vs. Wichita State | 3/3/01 |
| 15 | Heather Schlichtman | vs. Auburn | 3/13/04 |
| 15 | Katy Henry | vs. ULM | 2/25/05 |
| 15 | Katy Henry | vs. UTSA | 2/16/07 |
| 15 | Kimmy Beasley | Auburn | 5/3/13 |
| 15 | Mary Haff | at Tennessee | 3/23/2019 |
| 14 | Heather Schlichtman | vs. Appalachian State | 2/7/04 |
| 14 | Heather Schlichtman | vs. Mississippi Valley State | 2/29/04 |
| 14 | Heather Schlichtman | at Kentucky | 4/24/04 |
| 14 | Katy Henry | Kansas City | 2/23/07 |
| 13 | Rachel Talley | vs. Virginia Tech | 2/18/01 |
| 13 | Heather Schlichtman | Oklahoma City | 4/23/02 |
| 13 | Katy Henry | Centenary | 3/5/06 |
| 13 | Chelsea Cohen | Saint Louis | 2/24/13 |
| 13 | Mary Haff | at Saint Louis | 4/10/18 |
| 13 | Mary Haff | Lipscomb | 2/10/19 |
| 13 | Autumn Storms | vs. Southeast Missouri | 2/21/19 |
| 12 | Tammy Kincaid | Alabama | 3/21/99 |
| 12 | Rachel Talley | at Auburn | 4/9/99 |
| 12 | Heather Schlichtman | FIU | 3/2/01 |
| 12 | Rachel Talley | vs. FAU | 3/3/01 |
| 12 | Rachel Talley | vs. Utah | 2/16/02 |
| 12 | Katy Henry | vs. Virginia | 2/9/07 |
| 12 | Katy Henry | Creighton | 2/24/08 |
| 12 | Miranda Dixon | vs. ULM | 4/2/08 |
| 12 | Hope McLemore | Louisiana Tech | 3/13/10 |
| 12 | Kim Jones | vs. Rhode Island | 2/13/11 |
| 12 | Kimmy Beasley | LSU | 4/6/13 |
| 12 | Kimmy Beasley | at Missouri | 4/13/13 |
| 12 | Mary Haff | Fordham | 2/19/18 |
| 12 | Mary Haff | vs. Northern Colorado | 3/2/18 |
| 12 | Mary Haff | vs. Dartmouth | 3/3/18 |
| 12 | Mary Haff | vs. Omaha | 2/28/19 |
| 12 | Mary Haff | vs. Boston U | 3/2/19 |
| 12 | Mary Haff | vs. UIC | 2/15/20 |
| 11 | Katy Henry | Northwestern State | 3/4/06 |
| 11 | Kimmy Beasley | LSU | 4/7/13 |
| 11 | Kimmy Beasley | Kentucky | 4/19/13 |
| 11 | Grace Moll | at Southeast Missouri State | 4/6/16 |
| 11 | Autumn Storms | vs. Boston U | 3/2/19 |
| 11 | Mary Haff | at Central Arkansas | 3/9/21 |
| 10 | Katy Henry | at Ole Miss | 3/21/06 |
| 10 | Katy Henry | at Florida | 3/25/06 |
| 10 | Katy Henry | Kansas | 4/5/06 |
| 10 | Miranda Dixon | at Texas A&M | 2/16/07 |
| 10 | Katy Henry | Northern Iowa | 3/3/07 |
| 10 | Katy Henry | at Kansas | 4/3/07 |
| 10 | Miranda Dixon | at South Carolina | 3/3/08 |
| 10 | Katy Henry | vs. ULM | 4/2/08 |
| 10 | Katy Henry | at Kentucky | 4/12/08 |
| 10 | Miranda Dixon | vs. Cleveland State | 3/7/09 |
| 10 | Miranda Dixon | at Ole Miss | 3/29/09 |
| 10 | Hope McLemore | vs. Iowa | 2/12/10 |
| 10 | Hope McLemore | Drake | 3/6/10 |
| 10 | Hope McLemore | at Georgia | 4/2/10 |
| 10 | Chelsea Cohen | ULM | 2/22/13 |
| 10 | Kimmy Beasley | Jacksonville State | 3/2/13 |
| 10 | Hope McLemore | Kentucky | 4/20/13 |
| 10 | Kimmy Beasley | Butler | 2/13/14 |
| 10 | Jenna Bloom | Kansas | 3/10/20 |
| 10 | Mary Haff | North Dakota State | 2/25/21 |
| 10 | Mary Haff | at South Carolina | 3/12/21 |
| 10 | Autumn Storms | Alabama | 4/10/21 |

TOTAL BY PITCHER

| | | |
|----|---------------------|-------------------|
| 14 | Katy Henry |2005-2008 |
| 13 | Mary Haff |2018-Present |
| 8 | Heather Schlichtman |2001-2004 |
| 7 | Kimmy Beasley |2012-2014 |
| 5 | Miranda Dixon |2007-2010 |
| 5 | Hope McLemore |2010-2013 |
| 4 | Rachel Talley |1999-2002 |
| 3 | Autumn Storms |2017-Present |
| 2 | Chelsea Cohen |2010-2013 |
| 1 | Kim Jones |2008-2011 |
| 1 | Tammy Kincaid |1997-2000 |
| 1 | Grace Moll |2014-2017 |
| 1 | Jenna Bloom |2020-Present |

2021 AWARDS AND HONORS

Braxton Burnside
Preseason All-SEC
SEC Player of the Week (March 16)
SEC Player of the Week (April 6)
DISoftball.com Player of the Week (March 1)

Danielle Gibson
SEC Player of the Week (March 23)

Mary Haff
SEC Pitcher of the Week (March 30)

Hannah McEwen
Preseason All-SEC
Softball America Preseason Top 100 - No. 26
JWOS Preseason All-America Third Team
Softball America - No. 9 ranked Junior

Autumn Storms
Preseason All-SEC
Softball America Preseason Top 100 - No. 57
JWOS Preseason All-America Third Team

RECORD WATCH

BATTING AVERAGE (MINIMUM 250 AB)

| | | |
|-------------|----------------------|-------------------|
| .371 | Hannah McEwen | 2018-pres. |
| .357 | Devon Wallace | 2012-15 |
| .347 | Stephanie Canfield | 2013-17 |

HIT BY PITCH

| | | |
|-----------|----------------------|-------------------|
| 31 | Kim Eiben | 2000-03 |
| 23 | Jennifer Cirigliano | 1997-00 |
| 25 | Kayla Green | 2018-pres. |
| 23 | Ryan Jackson | 2019-pres. |
| 21 | Devon Wallace | 2012-15 |
| 21 | Miranda Dixon | 2007-10 |
| 19 | Parker Pocklington | 2014-17 |
| 19 | Jessica Bachkora | 2007-10 |
| 19 | Kallie Foglesong | 2004-06 |
| 19 | Ashely Carter | 2003-05 |
| 18 | Nicole Duncan | 2018-pres. |

RUNS SCORED

| | | |
|------------|----------------------|-------------------|
| 184 | Devon Wallace | 2012-15 |
| 166 | Jessica Bachkora | 2007-10 |
| 146 | Hannah McEwen | 2018-pres. |
| 124 | Kayla Johnson | 2006-09 |
| 119 | Stephanie Canfield | 2013-17 |

STRIKEOUTS

| | | |
|------------|----------------------|-------------------|
| 886 | Heather Schlichtman | 2001-04 |
| 756 | Katy Henry | 2005-08 |
| 745 | Tammy Kincaid | 1997-00 |
| 620 | Mary Haff | 2018-pres. |
| 608 | Rachel Talley | 1999-02 |
| 498 | Autumn Storms | 2017-pres. |

WINS

| | | |
|-----------|----------------------|-------------------|
| 73 | Heather Schlichtman | 2001-04 |
| 72 | Tammy Kincaid | 1997-00 |
| 70 | Mary Haff | 2018-pres. |
| 66 | Autumn Storms | 2017-pres. |
| 56 | Katy Henry | 2005-08 |
| 52 | Rachel Talley | 1999-02 |

SAVES

| | | |
|-----------|------------------|-------------------|
| 13 | Mary Haff | 2018-pres. |
| 9 | Katy Henry | 2005-08 |
| 9 | Rachel Talley | 1999-02 |
| 9 | Tammy Kincaid | 1997-00 |

WHAT HAPPENS WHEN

SCHEDULE

| | |
|---------------------|------|
| OVERALL | 36-5 |
| SEC | 16-2 |
| NON-CONFERENCE | 20-3 |
| HOME | 19-3 |
| AWAY | 16-1 |
| NEUTRAL | 1-1 |
| VS RANKED OPPONENTS | 11-3 |

GAME LENGTH

| | |
|---------------|------|
| FIVE INNINGS | 4-0 |
| SIX INNINGS | 2-0 |
| SEVEN INNINGS | 26-4 |
| EXTRA INNINGS | 4-1 |

SITUATION

| | |
|-------------------------------|------|
| DAY GAME (BEFORE 6PM) | 26-3 |
| NIGHT GAME (6PM OR LATER) | 9-2 |
| VS RIGHT HANDED STARTER | 28-4 |
| VS LEFT HANDED STARTER | 8-1 |
| ARKANSAS SCORES IN FIRST INN. | 14-1 |
| OPPONENT SCORES IN FIRST INN. | 8-0 |
| ARKANSAS SCORES FIRST | 29-2 |
| OPPONENT SCORES FIRST | 7-3 |
| ONE-RUN GAME | 6-1 |
| TWO-RUN GAME | 6-3 |
| 5+ RUN GAME | 13-0 |
| LEADING AFTER SIX INNINGS | 25-1 |
| TRAILING AFTER SIX INNINGS | 1-3 |
| TIED AFTER SIX INNINGS | 4-1 |

STATISTICS

| | |
|--------------------------|------|
| SCORES 0-2 RUNS | 2-2 |
| SCORES 3-5 RUNS | 14-2 |
| SCORES 6-9 RUNS | 16-0 |
| SCORES 10+ RUNS | 4-1 |
| OPP. SCORES 0-2 RUNS | 21-2 |
| OPP. SCORES 3-5 RUNS | 13-1 |
| OPP. SCORES 6-9 RUNS | 2-1 |
| OPP. SCORES 10+ RUNS | 0-1 |
| MADE NO ERRORS | 18-2 |
| MADE ONE ERROR | 11-1 |
| MADE 2+ ERRORS | 7-2 |
| MORE HITS THAN OPPONENT | 29-1 |
| FEWER HITS THAN OPPONENT | 4-4 |
| HITS ARE TIED | 3-0 |

BY DAY

| | |
|-----------|-----|
| SUNDAY | 7-1 |
| MONDAY | 2-0 |
| TUESDAY | 3-1 |
| WEDNESDAY | 1-0 |
| THURSDAY | 5-1 |
| FRIDAY | 9-1 |
| SATURDAY | 9-1 |

BY MONTH

| | |
|----------|------|
| FEBRUARY | 11-2 |
| MARCH | 17-1 |
| APRIL | 8-2 |
| MAY | 0-0 |

SERIES HISTORY

CENTRAL ARKANSAS

Head Coach: David Kuhn (13th season)
 Conference: Southland
 2020 Record: 18-9 (3-0 SLC)
 Postseason: N/A
 2021 Record: 26-14 (14-4 SLC)

| | |
|--------------------------------|--------------|
| Last Ten..... | 1-0 |
| Last Win - Home | |
| Last Win - Road..... | 3/9/21 (4-1) |
| Last Win - Neutral | |
| Coach Deifel vs | 1-0 |
| Longest Win Streak..... | 1 |
| On This Day..... | |
| Largest Margin of Victory..... | 3/9/21 (4-1) |
| Largest Margin of Defeat..... | |

All-Time Series: 1-0
 H: 0-0 | A: 1-0 | N: 0-0

| | |
|--------------|---------------|
| 3-9-21 | W, 4-1 Conway |
|--------------|---------------|

SEASON HIGHS

TEAM SINGLE-GAME HIGHS

HITTING

| | |
|-----------------------|--|
| At bats:..... | 50 - at McNeese (Feb 20, 2021) |
| Runs scored:..... | 13 (2x) last - vs Northwestern State (Mar 6, 2021) |
| Hits:..... | 13 - at South Carolina (Mar 13, 2021) |
| RBIs:..... | 13 - vs Northwestern State (Mar 05, 2021) |
| | 13 - vs Northwestern State (Mar 06, 2021) |
| Doubles:..... | 3 - (4 times) |
| Triples:..... | 1 - vs Oklahoma State (Feb 11, 2021 at Monroe, La.) |
| | 1 - vs North Dakota State (Feb 25, 2021) |
| | 1 - vs Drake (Mar 04, 2021) |
| Home runs:..... | 6 - vs Missouri State (April 06, 2021) |
| Total bases:..... | 31 - vs Missouri State (April 06, 2021) |
| Walks:..... | 11 - vs Oklahoma State (Feb 11, 2021 at Monroe, La.) |
| Strikeouts:..... | 12 - (3 times, last April 9, 2021 vs. Alabama) |
| Sac hits:..... | 3 - at South Carolina (Mar 13, 2021) |
| Sac flies:..... | 1 - (6 times) |
| Stolen bases:..... | 2 - vs Mississippi State (Mar 28, 2021) |
| Hit by pitch:..... | 5 - vs Baylor (Feb 21, 2021 at Lake Charles, La.) |
| Caught stealing:..... | 1 - vs Baylor (Feb 21, 2021 at Lake Charles, La.) |
| | 1 - at UT Arlington (Feb 22, 2021) |
| Runners LOB:..... | 14 - at South Carolina (Mar 13, 2021) |
| Hit into DP:..... | 5 - at McNeese (Feb 20, 2021) |

FIELDING

| | |
|--------------------|---|
| Putouts:..... | 42 - at McNeese (Feb 20, 2021) |
| Assists:..... | 15 - at UT Arlington (Feb 22, 2021) |
| Errors:..... | 3 - vs Oklahoma State (Feb 11, 2021 at Monroe, La.) |
| | 3 - vs Southeast Missouri (Feb 27, 2021) |
| Passed balls:..... | 2 - (2 games) |
| DPs turned:..... | 2 - at Auburn (April 1, 2021) |

PITCHING

| | |
|-----------------------|--|
| Innings pitched:..... | 14.0 - at McNeese (Feb 20, 2021) |
| Runs allowed:..... | 12 - vs Oklahoma State (Feb 11, 2021 at Monroe, La.) |
| Earned runs:..... | 8 - vs Oklahoma State (Feb 11, 2021 at Monroe, La.) |
| Walks allowed:..... | 9 - at McNeese (Feb 21, 2021) |
| Strikeouts:..... | 13 - at McNeese (Feb 20, 2021) |
| Hits allowed:..... | 12 - vs Oklahoma State (Feb 11, 2021 at Monroe, La.) |
| Doubles allowed:..... | 3 - (4 times) |
| Triples allowed:..... | 1 - (3 games) |
| Homers allowed:..... | 3 - vs Oklahoma State (Feb 11, 2021 at Monroe, La.) |
| Wild pitches:..... | 3 - at South Carolina (Mar 13, 2021) |
| Hit batters:..... | 2 - (7 games) |

INDIVIDUAL SINGLE-GAME HIGHS

HITTING

| | |
|-----------------------|---|
| At bats:..... | 7 - Linnie Malkin at McNeese (Feb 20, 2021) |
| | 7 - Ryan Jackson at McNeese (Feb 20, 2021) |
| Runs scored:..... | 3 - (8 times) |
| Hits:..... | 5 - Danielle Gibson at South Carolina (Mar 13, 2021) |
| RBIs:..... | 5 - (5 times) |
| Doubles:..... | 2 - (4 times) |
| Triples:..... | 1 - (3 times) |
| Home runs:..... | 2 - (9 times) |
| Total bases:..... | 10 - Danielle Gibson vs Northwestern State (Mar 05, 2021) |
| Walks:..... | 4 - Linnie Malkin vs Oklahoma State (Feb 11, 2021 at Monroe, La.) |
| | 4 - Hannah McEwen at McNeese (Feb 20, 2021) |
| | 4 - Braxton Burnside at Auburn (April 03, 2021) |
| Strikeouts:..... | 3 - Ryan Jackson at UT Arlington (Feb 22, 2021) |
| | 3 - Kayla Green at Auburn (April 03, 2021) |
| | 3 - Aly Manzo vs Alabama (April 09, 2021) |
| Sac hits:..... | 2 - Keely Huffine vs Baylor (Feb 21, 2021 at Lake Charles, La.) |
| Sac flies:..... | 1 - (6 times) |
| Stolen bases:..... | 1 - (3 times) |
| Hit by pitch:..... | 3 - Hannah Gammill at Georgia (April 17, 2021) |
| Caught stealing:..... | 1 - Kayla Green vs Baylor (Feb 21, 2021 at Lake Charles, La.) |
| | 1 - Audrie LaValley at UT Arlington (Feb 22, 2021) |
| Runners LOB:..... | 8 - Danielle Gibson at Auburn (April 03, 2021) |

FIELDING

| | |
|--------------------|--|
| Putouts:..... | 15 - Danielle Gibson at Kansas City (Mar 23, 2021) |
| Assists:..... | 6 - Braxton Burnside at Auburn (April 02, 2021) |
| Errors:..... | 2 - (4 times) |
| Passed balls:..... | 2 - (2 times) |

PITCHING

| | |
|-----------------------|---|
| Innings pitched:..... | 10.0 - Mary Haff vs Liberty (Mar 16, 2021) |
| Runs allowed:..... | 6 - Autumn Storms vs Mississippi State (Mar 27, 2021) |
| Earned runs:..... | 5 - Mary Haff vs Alabama (April 9, 2021) |
| Walks allowed:..... | 6 - Mary Haff at McNeese (Feb 21, 2021) |
| Strikeouts:..... | 11 - Mary Haff at Central Arkansas (March 9, 2021) |
| Hits allowed:..... | 8 - Mary Haff at Central Arkansas (March 9, 2021) |
| Homers allowed:..... | 2 - (7 games) |

THE LAST TIME

ARKANSAS – TEAM


| | |
|--|---|
| Defeated a ranked opponent..... | def. #20 Georgia 5-2 in Athens, Ga. (April 18, 2021) |
| Defeated a Top 10 ranked opponent..... | def. #3 Alabama, 4-0 in Fayetteville, Ark. (April 10, 2021) |
| Highest ranked team defeated..... | def. #1 Cal, 3-2 (May 19, 2012) |
| Won 10 or more consecutive games..... | 12 (March 19, 2021-April 3, 2021) |
| Longest conference win streak..... | 12 (March 12, 2021-April 3, 2021) |
| Won 5 or more consecutive conference home games..... | 6 (Mar. 19 - 28, 2021) |
| Won 5 or more consecutive road games..... | 15 (Feb. 21-April 18, 2021) |
| Won in Extra Innings..... | 3-2 (10) vs Ole Miss (March 22, 2021) |
| Lost in Extra Innings..... | 2-0 (10) vs Liberty (March 16, 2021) |
| Played at least 10 Innings..... | (10) L, 2-0 vs Liberty (March 16, 2021) |
| Played at least 11 Innings..... | (14) W, 6-4 at McNeese (Feb. 20, 2021) |
| Played at least 12 Innings..... | (14) W, 6-4 at McNeese (Feb. 20, 2021) |
| Played at least 13 Innings..... | (14) W, 6-4 at McNeese (Feb. 20, 2021) |
| Played 14 or more Innings..... | (14) W, 6-4 at McNeese (Feb. 20, 2021) |
| Lost 5 or more consecutive games..... | 5 (May 6-20, 2017) |
| Lost 5 or more consecutive conference games..... | 6 (Mar. 24-April 2, 2017) |
| Scored 10 or more runs in a game..... | 10 at Georgia (April 16, 2021) |
| Scored 10 or more runs in three straight games..... | UNT Invitational (Feb. 11-12, 2017) |
| Scored 15 or more runs in a game..... | 15 vs Nebraska (Feb. 9, 2020) |
| Shut out back-to-back opponents..... | #25 Auburn (April 2-3, 2021) |
| Shut out three straight opponents..... | North Dakota State 2x, Texas Tech (Feb. 25-26, 2021) |
| Was shutout (extra-inning game)..... | 2-0 (10) vs Liberty (March 16, 2021) |
| Was Shutout (7-inning game)..... | 2-0 vs #3 Alabama (April 11, 2021) |
| Was Shutout (5-inning game)..... | 8-0 at #8 Florida (April 6, 2019) |
| Was Shutout In Fayetteville..... | 2-0 vs Liberty (March 16, 2021) |
| Was No-Hit..... | at #1 Florida (May 16, 2016) |
| Was No-Hit By SEC Opponent..... | at #1 Florida (May 16, 2016) |
| Was No-Hit In Fayetteville..... | vs #9 Georgia (May 3, 2009) |
| Swept a three-game conference series..... | at #20 Georgia (April 16-18, 2021) |
| Swept four or more conference series..... | #20 South Carolina, Ole Miss, Mississippi State, #25 Auburn, #20 Georgia (2021) |
| Swept a three-game home conference series..... | vs Mississippi State (March 26-28, 2021) |
| Swept a three-game road conference series..... | at #20 Georgia (April 16-18, 2021) |
| Swept a non-conference doubleheader..... | vs Drake (March 4, 2021) |
| Run ruled an opponent..... | 9-1 (5) vs Missouri State (April 7, 2021) |
| Most consecutive run-rule wins in a season..... | 6, 2014 |
| Was run-ruled..... | L 9-1 (6) at #9 Alabama (March 8, 2020) |
| Hit back-to-back home runs..... | Gibson and Malkin vs Missouri State (April 6, 2021) |
| Hit five or more home runs in a game..... | 6 vs Missouri State (April 7, 2021) |
| Hit four or more home runs in a game..... | 6 vs Missouri State (April 7, 2021) |
| Hit three or more home runs in a game..... | 3 at Georgia (April 18, 2021) |
| Homered in five or more consecutive games..... | 21 (Feb. 11-March 13, 2021) |
| Had 10 hits in a game..... | 11 vs Missouri State (April 7, 2021) |
| Had 15 or more hits in a game..... | 18 vs Nebraska (Feb. 9, 2020) |
| Had 10 or more hits in 3 consecutive games..... | (4) vs Furman /UAPB (April 13-16, 2019) |
| Had five or more doubles in a game..... | 6 vs Villanova (Feb. 29, 2020) |
| Had three or more triples in a game..... | |
| Had 10 or more RBI in a game..... | 10 at Georgia (April 16, 2021) |
| No-hit the opposition, 5 innings..... | vs Texas Tech (Feb. 26, 2021) |
| No-hit the opposition, 6 innings..... | vs Northern Colorado (March 2, 2018) |
| No-hit the opposition, 7 innings..... | vs Central Connecticut (March 3, 2018) |
| Recorded 10 or more walks..... | 11 vs #10 Oklahoma State (Feb. 11, 2021) |
| Left 10 or more runners on base..... | 10 vs #3 Alabama (April 9, 2021) |
| Allowed 10 or more hits..... | 10 vs Mississippi State (March 27, 2021) |
| Allowed 10 or more runs..... | 12 vs #10 Oklahoma State (Feb. 11, 2021) |
| Allowed 10 or more earned runs..... | 12 vs #18 Kentucky (March 30, 2019) |
| Allowed 10 or more RBI..... | 12 vs #10 Oklahoma State (Feb. 11, 2021) |
| Allowed five or more doubles..... | 5 vs LSU (April 29, 2016) |
| Allowed three or more home runs..... | 3 vs #10 Oklahoma State (Feb. 11, 2021) |

OPPONENT-TEAM

| | |
|---|--|
| Scored 10 or more runs in a game..... | 12 vs #10 Oklahoma State (Feb. 11, 2021) |
| Scored 15 or more runs in a game..... | 23 (5) vs Auburn (April 16, 2016) |
| Had 10 or more hits in a game..... | 10 vs Mississippi State (March 27, 2021) |
| Had 15-19 hits in a game..... | 15 vs Georgia (May 17, 2017) |
| Shut out Arkansas (7-inning game)..... | 2-0 vs #3 Alabama (April 11, 2021) |
| Shut out Arkansas (5-inning game)..... | L, 8-0 at #8 Florida (April 6, 2019) |
| Shut out Arkansas (extra-inning)..... | L, 2-0 (10 inn.) vs Liberty (March 16, 2021) |
| Shut out Arkansas in consecutive games..... | L, 3-0/8-0 at #8 Florida (April 6, 2019) |
| Shut out Arkansas in Fayetteville..... | 2-0 vs #3 Alabama (April 11, 2021) |
| Conference opponent S/O Arkansas in Fayetteville..... | 2-0 vs #3 Alabama (April 11, 2021) |
| Conference opponent S/O Arkansas on the road..... | L, 8-0 at #8 Florida (April 6, 2019) |
| Won a non-conference series against Arkansas..... | |
| Won a conference series in Fayetteville..... | vs Alabama (April 9-11, 2021) |
| Swept a three-game non-conference series against Arkansas..... | Texas (March 14-16, 2016) |
| Swept a three-game non-conference series in Fayetteville..... | Texas (March 14-16, 2015) |
| Swept a three game conference series in Fayetteville..... | vs Georgia (May 5-7, 2017) |
| Swept a three-game conference road series against Arkansas..... | at #8 Florida (April 5-7, 2019) |

ARKANSAS-INDIVIDUAL

| | |
|---|--|
| Hit a grand slam..... | Danielle Gibson vs Northwestern State (March 6, 2021) |
| Hit a walk-off grand slam..... | W, 6-4 Danielle Gibson vs Drake (March 4, 2021) |
| Hit a walk-off home run..... | W, 3-2, Keely Huffine vs. Ole Miss (March 21, 2021) |
| Hit two home runs in a game..... | Kayla Green vs #3 Alabama (April 10, 2021) |
| Hit three home runs in a game..... | Danielle Gibson vs SIUE (Feb 23, 2019) |
| Hit four home runs in a game..... | Danielle Gibson vs SIUE (Feb 23, 2019) |
| Homered in consecutive games in a conf. series..... | Danielle Gibson (Games 1, 2) at #20 Georgia (April 16-17, 2021) |
| Homered in three or more consecutive games..... | (3) Braxton Burnside (Games 19-22) at South Carolina (March 12-14, 2021) |
| Hit an inside the park home run..... | |
| Hit for the home run cycle..... | Danielle Gibson vs SIUE (Feb 23, 2019) |
| Had five hits in a game..... | 5, Danielle Gibson at South Carolina (March 13, 2021) |
| Had four hits in a game..... | 5, Danielle Gibson at South Carolina (March 13, 2021) |
| Had two doubles in a game..... | (2), Danielle Gibson at South Carolina (March 13, 2021) |
| Had four or more RBI in a game..... | (5) Danielle Gibson at #20 Georgia (April 16, 2021) |
| Had 5 or more RBI in a game..... | (5) Danielle Gibson at #20 Georgia (April 16, 2021) |
| Had 10 or more RBI in a game..... | (10) Danielle Gibson vs SIUE (Feb 23, 2019) |
| Walked three or more times in a game..... | (4) Braxton Burnside at #25 Auburn (April 3, 2021) |
| Stole three bases in a game..... | (3) Shelby Hiers vs Marist (Feb. 21, 2015) |
| Pitched a complete game shutout..... | Autumn Storms (W, 4-0) vs #3 Alabama (April 10, 2021) |
| Had 10 or more strikeouts in a game..... | (10) Autumn Storms vs. #3 Alabama (April 10, 2021) |
| Gave up 10 or more hits in a game..... | (10) Mary Haff at LSU (May 4, 2018) |
| Gave up three or more home runs in a game..... | (3) Mary Haff at NM State (Feb. 8, 2020) |
| Threw a 7-inning no hitter..... | Autumn Storms vs Central Connecticut (March 3, 2018) |
| Threw a 5-inning no hitter..... | (5 Inn.) Mary Haff vs Texas Tech (Feb. 27, 2021) |
| Had 4 or more consecutive Ks in a game..... | (5) Mary Haff vs Mississippi State (March 27, 2021) |



Stat Leaders and Miscellaneous Stats

| | | | | | |
|------------------------|------|------------------------|------|------------------------|-------|
| Batting avg | | Slugging pct | | On base pct | |
| 1. 41 Danielle Gibson | .378 | 1. 25 Braxton Burnside | .959 | 1. 23 Hannah McEwen | .525 |
| 2. 25 Braxton Burnside | .374 | 2. 41 Danielle Gibson | .793 | 2. 25 Braxton Burnside | .522 |
| 3. 23 Hannah McEwen | .370 | 3. 22 Linnie Malkin | .586 | 3. 41 Danielle Gibson | .426 |
| 4. 22 Linnie Malkin | .271 | 4. 23 Hannah McEwen | .576 | 4. 13 Kayla Green | .354 |
| 5. 13 Kayla Green | .229 | 5. 13 Kayla Green | .534 | 5. 22 Linnie Malkin | .353 |
| Runs scored | | Hits | | Runs batted in | |
| 1. 25 Braxton Burnside | 45 | 1. 41 Danielle Gibson | 51 | 1. 25 Braxton Burnside | 49 |
| 2. 23 Hannah McEwen | 31 | 2. 25 Braxton Burnside | 46 | 2. 41 Danielle Gibson | 44 |
| 3. 20 Hannah Gammill | 24 | 3. 22 Linnie Malkin | 36 | 3. 22 Linnie Malkin | 32 |
| 41 Danielle Gibson | 24 | 4. 23 Hannah McEwen | 34 | 4. 13 Kayla Green | 28 |
| 5. 22 Linnie Malkin | 23 | 5. 13 Kayla Green | 27 | 5. 20 Hannah Gammill | 20 |
| Doubles | | Triples | | Home runs | |
| 1. 41 Danielle Gibson | 15 | 1. 1 Ryan Jackson | 2 | 1. 25 Braxton Burnside | 22 |
| 2. 23 Hannah McEwen | 7 | 2. 41 Danielle Gibson | 1 | 2. 41 Danielle Gibson | 13 |
| 3. 13 Kayla Green | 6 | | | 22 Linnie Malkin | 13 |
| 25 Braxton Burnside | 6 | | | 4. 13 Kayla Green | 10 |
| 5. 2 tied at... | 4 | | | 5. 20 Hannah Gammill | 7 |
| Total bases | | Walks | | Hit by pitch | |
| 1. 25 Braxton Burnside | 118 | 1. 25 Braxton Burnside | 32 | 1. 1 Ryan Jackson | 8 |
| 2. 41 Danielle Gibson | 107 | 2. 23 Hannah McEwen | 26 | 2. 20 Hannah Gammill | 7 |
| 3. 22 Linnie Malkin | 78 | 3. 13 Kayla Green | 21 | 3. 25 Braxton Burnside | 6 |
| 4. 13 Kayla Green | 63 | 4. 22 Linnie Malkin | 14 | 4. 3 tied at..... | 4 |
| 5. 23 Hannah McEwen | 53 | 5. 20 Hannah Gammill | 13 | | |
| Sac bunts | | Sac flies | | Stolen bases | |
| 1. 16 Keely Huffine | 8 | 1. 13 Kayla Green | 2 | 1. 6 Cally Kildow | 1 |
| 2. 42 Sam Torres | 5 | 2. 16 Keely Huffine | 1 | 42 Sam Torres | 1 |
| 3. 3 Larissa Cesena | 2 | 1 Ryan Jackson | 1 | 23 Hannah McEwen | 1 |
| 24 Nicole Duncan | 2 | 41 Danielle Gibson | 1 | | |
| 5. 4 tied at..... | 1 | 20 Hannah Gammill | 1 | | |
| Caught stealing | | Steal attempts | | Stolen base pct | |
| 1. 13 Kayla Green | 1 | 1. 13 Kayla Green | 1 | 1. 23 Hannah McEwen | 1.000 |
| 99 Audrie LaValley | 1 | 99 Audrie LaValley | 1 | 2. 13 Kayla Green | .000 |
| | | 23 Hannah McEwen | 1 | | |
| | | 42 Sam Torres | 1 | | |
| | | 6 Cally Kildow | 1 | | |

| Multiple Hit Games | 2 | 3 | 4 | 5+ | Total | Multiple RBI Games | 2 | 3 | 4 | 5+ | Total |
|---------------------------|----------|----------|----------|-----------|--------------|---------------------------|----------|----------|----------|-----------|--------------|
| 41 Danielle Gibson | 10 | 5 | - | 1 | 16 | 25 Braxton Burnside | 8 | 3 | 3 | 1 | 15 |
| 23 Hannah McEwen | 11 | 1 | - | - | 12 | 41 Danielle Gibson | 7 | 2 | 2 | 2 | 13 |
| 25 Braxton Burnside | 7 | 5 | - | - | 12 | 22 Linnie Malkin | 5 | 2 | - | 1 | 8 |
| 42 Sam Torres | 7 | - | - | - | 7 | 13 Kayla Green | 3 | 3 | - | 1 | 7 |
| 22 Linnie Malkin | 5 | 2 | - | - | 7 | 20 Hannah Gammill | 4 | 2 | - | - | 6 |
| 66 Aly Manzo | 5 | - | - | - | 5 | 21 Lauren Graves | 2 | - | - | - | 2 |
| 20 Hannah Gammill | 4 | 1 | - | - | 5 | 23 Hannah McEwen | 2 | - | - | - | 2 |
| 13 Kayla Green | 5 | - | - | - | 5 | 16 Keely Huffine | 2 | - | - | - | 2 |
| 16 Keely Huffine | 2 | - | - | - | 2 | 99 Audrie LaValley | 1 | 1 | - | - | 2 |
| 1 Ryan Jackson | 2 | - | - | - | 2 | 42 Sam Torres | - | 1 | - | - | 1 |
| 99 Audrie LaValley | 1 | - | - | - | 1 | 1 Ryan Jackson | - | 1 | - | - | 1 |
| TEAM | 59 | 14 | 0 | 1 | 74 | TEAM | 34 | 15 | 5 | 5 | 59 |

| Hitting Streaks | Longest | Current |
|------------------------|----------------|----------------|
| 42 Sam Torres | 11 | - |
| 41 Danielle Gibson | 9 | 4 |
| 25 Braxton Burnside | 8 | 5 |
| 22 Linnie Malkin | 7 | - |
| 23 Hannah McEwen | 6 | 2 |
| 20 Hannah Gammill | 5 | - |
| 99 Audrie LaValley | 4 | - |
| 66 Aly Manzo | 4 | 1 |
| 13 Kayla Green | 3 | 3 |
| 1 Ryan Jackson | 3 | - |
| 16 Keely Huffine | 3 | - |
| 3 Larissa Cesena | 2 | - |
| 21 Lauren Graves | 2 | - |
| 2 Valerie Ventura | 2 | - |
| 28 Rylin Hedgecock | 1 | - |
| 24 Nicole Duncan | 1 | - |

| Reached Base Streaks | Longest | Current |
|-----------------------------|----------------|----------------|
| 25 Braxton Burnside | 35 | 35 |
| 23 Hannah McEwen | 15 | 15 |
| 42 Sam Torres | 15 | - |
| 13 Kayla Green | 14 | 3 |
| 20 Hannah Gammill | 14 | - |
| 41 Danielle Gibson | 13 | 4 |
| 22 Linnie Malkin | 11 | - |
| 16 Keely Huffine | 6 | - |
| 66 Aly Manzo | 5 | 1 |
| 1 Ryan Jackson | 5 | - |
| 3 Larissa Cesena | 4 | - |
| 99 Audrie LaValley | 4 | 1 |
| 2 Valerie Ventura | 2 | - |
| 28 Rylin Hedgecock | 2 | - |
| 21 Lauren Graves | 2 | 1 |
| 24 Nicole Duncan | 2 | - |

Arkansas Season Stats



Arkansas Softball
Overall Statistics for Arkansas (as of Apr 18, 2021)
(All games Sorted by Batting avg)



Record: 36-5 Home: 19-3 Away: 16-1 Neutral: 1-1 SEC: 16-2

| Player | avg | gp-gs | ab | r | h | 2b | 3b | hr | rbi | tb | slg% | bb | hp | so | gdp | ob% | sf | sh | sb-att | po | a | e | fld% | |
|---------------------|------|-------|------|-----|-----|----|----|----|-----|-----|------|-----|----|-----|-----|------|----|----|--------|-----|-----|----|-------|--|
| 41 Danielle Gibson | .378 | 37-37 | 135 | 24 | 51 | 15 | 1 | 13 | 44 | 107 | .793 | 10 | 2 | 12 | 0 | .426 | 1 | 0 | 0-0 | 239 | 10 | 1 | .996 | |
| 25 Braxton Burnside | .374 | 40-40 | 123 | 45 | 46 | 6 | 0 | 22 | 49 | 118 | .959 | 32 | 6 | 17 | 2 | .522 | 0 | 0 | 0-0 | 59 | 58 | 10 | .921 | |
| 23 Hannah McEwen | .370 | 31-31 | 92 | 31 | 34 | 7 | 0 | 4 | 15 | 53 | .576 | 26 | 4 | 9 | 0 | .525 | 0 | 0 | 1-1 | 50 | 1 | 2 | .962 | |
| 22 Linnie Malkin | .271 | 41-41 | 133 | 23 | 36 | 3 | 0 | 13 | 32 | 78 | .586 | 14 | 3 | 29 | 2 | .353 | 0 | 0 | 0-0 | 19 | 1 | 0 | 1.000 | |
| 13 Kayla Green | .229 | 41-41 | 118 | 17 | 27 | 6 | 0 | 10 | 28 | 63 | .534 | 21 | 3 | 22 | 0 | .354 | 2 | 1 | 0-1 | 277 | 11 | 1 | .997 | |
| 16 Keely Huffine | .178 | 40-40 | 90 | 18 | 16 | 0 | 0 | 5 | 10 | 31 | .344 | 9 | 4 | 29 | 0 | .279 | 1 | 8 | 0-0 | 75 | 31 | 4 | .964 | |
| ----- | | | | | | | | | | | | | | | | | | | | | | | | |
| 42 Sam Torres | .347 | 32-24 | 75 | 17 | 26 | 1 | 0 | 0 | 4 | 27 | .360 | 10 | 1 | 20 | 0 | .430 | 0 | 5 | 1-1 | 30 | 0 | 1 | .968 | |
| 20 Hannah Gammill | .343 | 25-25 | 67 | 24 | 23 | 4 | 0 | 7 | 20 | 48 | .716 | 13 | 7 | 9 | 0 | .489 | 1 | 0 | 0-0 | 22 | 50 | 3 | .960 | |
| 66 Aly Manzo | .276 | 33-27 | 76 | 3 | 21 | 4 | 0 | 0 | 4 | 25 | .329 | 2 | 1 | 12 | 1 | .304 | 0 | 1 | 0-0 | 10 | 1 | 0 | 1.000 | |
| 21 Lauren Graves | .214 | 12-3 | 14 | 2 | 3 | 0 | 0 | 1 | 6 | 6 | .429 | 2 | 1 | 7 | 0 | .353 | 0 | 0 | 0-0 | 0 | 0 | 0 | .000 | |
| 3 Larissa Cesena | .167 | 35-5 | 24 | 7 | 4 | 1 | 0 | 0 | 2 | 5 | .208 | 4 | 1 | 13 | 0 | .310 | 0 | 2 | 0-0 | 12 | 0 | 0 | 1.000 | |
| 1 Ryan Jackson | .158 | 23-18 | 57 | 9 | 9 | 1 | 2 | 1 | 4 | 17 | .298 | 2 | 8 | 16 | 1 | .279 | 1 | 1 | 0-0 | 25 | 1 | 0 | 1.000 | |
| 2 Valerie Ventura | .150 | 16-8 | 20 | 1 | 3 | 0 | 0 | 0 | 2 | 3 | .150 | 0 | 0 | 8 | 0 | .150 | 0 | 0 | 0-0 | 11 | 22 | 4 | .892 | |
| 99 Audrie LaValley | .146 | 19-18 | 41 | 11 | 6 | 0 | 0 | 3 | 9 | 15 | .366 | 12 | 4 | 10 | 0 | .386 | 0 | 1 | 0-1 | 24 | 14 | 1 | .974 | |
| 28 Rylin Hedgecock | .056 | 17-1 | 18 | 0 | 1 | 0 | 0 | 0 | 1 | 1 | .056 | 1 | 1 | 5 | 1 | .150 | 0 | 0 | 0-0 | 0 | 0 | 0 | .000 | |
| 24 Nicole Duncan | .032 | 15-10 | 31 | 1 | 1 | 0 | 0 | 0 | 1 | 1 | .032 | 5 | 2 | 9 | 0 | .211 | 0 | 2 | 0-0 | 16 | 21 | 1 | .974 | |
| 18 Marlene Friedman | .000 | 11-0 | 0 | 2 | 0 | 0 | 0 | 0 | 0 | 0 | .000 | 0 | 0 | 0 | 0 | .000 | 0 | 0 | 0-0 | 0 | 0 | 0 | .000 | |
| 6 Cally Kildow | .000 | 19-0 | 0 | 8 | 0 | 0 | 0 | 0 | 0 | 0 | .000 | 0 | 0 | 0 | 0 | .000 | 0 | 0 | 1-1 | 0 | 0 | 0 | .000 | |
| 0 Kaitlyn Howard | .000 | 3-0 | 0 | 0 | 0 | 0 | 0 | 0 | 0 | 0 | .000 | 0 | 0 | 0 | 0 | .000 | 0 | 0 | 0-0 | 0 | 1 | 0 | 1.000 | |
| Totals | .276 | 41 | 1114 | 243 | 307 | 48 | 3 | 79 | 231 | 598 | .537 | 163 | 48 | 227 | 7 | .389 | 6 | 21 | 3-5 | 873 | 275 | 32 | .973 | |
| Opponents | .202 | 41 | 1078 | 107 | 218 | 31 | 3 | 24 | 96 | 327 | .303 | 69 | 24 | 261 | 8 | .264 | 6 | 16 | 15-23 | 821 | 245 | 37 | .966 | |

LOB - Team (288), Opp (213). DPs turned - Team (11), Opp (13). IBB - Team (7), Burnside 5, Gibson 2, Opp (1).

(All games Sorted by Earned run avg)

| Player | era | w-l | app | gs | cg | sho | sv | ip | h | r | er | bb | so | 2b | 3b | hr | b/avg | wp | hp | bks | sfa | sha |
|------------------|-------|------|-----|----|----|-----|----|-------|-----|-----|-----|-----|-----|----|----|----|-------|----|----|-----|-----|-----|
| 4 Mary Haff | 1.36 | 19-3 | 29 | 17 | 11 | 3/1 | 5 | 138.2 | 87 | 33 | 27 | 25 | 151 | 8 | 0 | 12 | .177 | 2 | 9 | 0 | 4 | 9 |
| 9 Autumn Storms | 1.37 | 7-1 | 18 | 13 | 4 | 2/3 | 3 | 71.1 | 47 | 24 | 14 | 12 | 56 | 6 | 2 | 4 | .179 | 1 | 10 | 0 | 0 | 4 |
| 31 Allie Light | 2.92 | 0-0 | 6 | 0 | 0 | 0/0 | 0 | 12.0 | 18 | 8 | 5 | 3 | 6 | 1 | 1 | 1 | .327 | 2 | 0 | 0 | 0 | 1 |
| 72 Jenna Bloom | 3.30 | 8-1 | 15 | 7 | 0 | 0/2 | 0 | 46.2 | 39 | 22 | 22 | 17 | 40 | 11 | 0 | 7 | .222 | 5 | 1 | 0 | 2 | 1 |
| 5 Lauren Howell | 4.59 | 2-0 | 7 | 4 | 0 | 0/0 | 0 | 21.1 | 23 | 18 | 14 | 11 | 8 | 5 | 0 | 0 | .267 | 4 | 4 | 0 | 0 | 1 |
| 0 Kaitlyn Howard | 14.00 | 0-0 | 1 | 0 | 0 | 0/0 | 0 | 1.0 | 4 | 2 | 2 | 1 | 0 | 0 | 0 | 0 | .571 | 0 | 0 | 0 | 0 | 0 |
| Totals | 2.02 | 36-5 | 41 | 41 | 15 | 8/3 | 8 | 291.0 | 218 | 107 | 84 | 69 | 261 | 31 | 3 | 24 | .202 | 14 | 24 | 0 | 6 | 16 |
| Opponents | 5.47 | 5-36 | 41 | 41 | 11 | 2/0 | 1 | 273.2 | 307 | 243 | 214 | 163 | 227 | 48 | 3 | 79 | .276 | 19 | 48 | 0 | 6 | 21 |

PB - Team (9), Green 9, Opp (3). SBA/ATT - Green (15-22), Haff (6-10), Storms (4-6), Light (4-5), Bloom (1-2).



Arkansas Softball
Conference statistics for Arkansas (as of Apr 18, 2021)
(SEC games only Sorted by Batting avg)



Record: 16-2 Home: 7-2 Away: 9-0 SEC: 16-2

| Player | avg | gp-gs | ab | r | h | 2b | 3b | hr | rbi | tb | slg% | bb | hp | so | gdp | ob% | sf | sh | sb-att | po | a | e | fld% | |
|---------------------|------|-------|-----|----|-----|----|----|----|-----|-----|-------|----|----|-----|-----|------|----|----|--------|-----|-----|----|-------|--|
| 42 Sam Torres | .373 | 18-18 | 51 | 10 | 19 | 0 | 0 | 0 | 3 | 19 | .373 | 7 | 1 | 15 | 0 | .458 | 0 | 3 | 1-1 | 25 | 0 | 0 | 1.000 | |
| 23 Hannah McEwen | .341 | 15-15 | 44 | 11 | 15 | 2 | 0 | 2 | 9 | 23 | .523 | 11 | 2 | 7 | 0 | .491 | 0 | 0 | 1-1 | 27 | 1 | 1 | .966 | |
| 25 Braxton Burnside | .340 | 17-17 | 47 | 14 | 16 | 4 | 0 | 9 | 18 | 47 | 1.000 | 19 | 2 | 11 | 0 | .544 | 0 | 0 | 0-0 | 28 | 27 | 2 | .965 | |
| 41 Danielle Gibson | .315 | 15-15 | 54 | 7 | 17 | 6 | 0 | 3 | 10 | 32 | .593 | 5 | 0 | 9 | 0 | .367 | 1 | 0 | 0-0 | 98 | 4 | 0 | 1.000 | |
| 66 Aly Manzo | .244 | 18-18 | 45 | 1 | 11 | 1 | 0 | 0 | 3 | 12 | .267 | 1 | 1 | 8 | 1 | .277 | 0 | 1 | 0-0 | 10 | 1 | 0 | 1.000 | |
| 22 Linnie Malkin | .210 | 18-18 | 62 | 7 | 13 | 1 | 0 | 4 | 9 | 26 | .419 | 2 | 2 | 17 | 1 | .258 | 0 | 0 | 0-0 | 12 | 1 | 0 | 1.000 | |
| 13 Kayla Green | .193 | 18-18 | 57 | 7 | 11 | 3 | 0 | 4 | 10 | 26 | .456 | 6 | 2 | 15 | 0 | .292 | 0 | 1 | 0-0 | 120 | 7 | 0 | 1.000 | |
| 16 Keely Huffine | .163 | 18-18 | 43 | 5 | 7 | 0 | 0 | 1 | 2 | 10 | .233 | 5 | 2 | 16 | 0 | .275 | 1 | 3 | 0-0 | 40 | 24 | 4 | .941 | |
| ----- | | | | | | | | | | | | | | | | | | | | | | | | |
| 20 Hannah Gammill | .167 | 6-6 | 18 | 5 | 3 | 2 | 0 | 1 | 2 | 8 | .444 | 2 | 4 | 5 | 0 | .375 | 0 | 0 | 0-0 | 3 | 10 | 0 | 1.000 | |
| 28 Rylin Hedgecock | .143 | 8-0 | 7 | 0 | 1 | 0 | 0 | 0 | 1 | 1 | .143 | 1 | 0 | 2 | 0 | .250 | 0 | 0 | 0-0 | 0 | 0 | 0 | .000 | |
| 21 Lauren Graves | .143 | 5-2 | 7 | 1 | 1 | 0 | 0 | 0 | 2 | 1 | .143 | 1 | 1 | 5 | 0 | .333 | 0 | 0 | 0-0 | 0 | 0 | 0 | .000 | |
| 3 Larissa Cesena | .111 | 18-0 | 9 | 3 | 1 | 1 | 0 | 0 | 0 | 2 | .222 | 2 | 0 | 6 | 0 | .273 | 0 | 1 | 0-0 | 8 | 0 | 0 | 1.000 | |
| 2 Valerie Ventura | .100 | 6-5 | 10 | 0 | 1 | 0 | 0 | 0 | 1 | 1 | .100 | 0 | 0 | 5 | 0 | .100 | 0 | 0 | 0-0 | 6 | 12 | 4 | .818 | |
| 1 Ryan Jackson | .067 | 8-4 | 15 | 1 | 1 | 0 | 0 | 0 | 0 | 1 | .067 | 1 | 2 | 4 | 0 | .222 | 0 | 0 | 0-0 | 9 | 0 | 0 | 1.000 | |
| 24 Nicole Duncan | .000 | 8-7 | 16 | 1 | 0 | 0 | 0 | 0 | 1 | 0 | .000 | 3 | 2 | 6 | 0 | .238 | 0 | 2 | 0-0 | 3 | 15 | 0 | 1.000 | |
| 99 Audrie LaValley | .000 | 2-1 | 2 | 1 | 0 | 0 | 0 | 0 | 0 | 0 | .000 | 0 | 1 | 1 | 0 | .333 | 0 | 0 | 0-0 | 1 | 2 | 0 | 1.000 | |
| 6 Cally Kildow | .000 | 9-0 | 0 | 3 | 0 | 0 | 0 | 0 | 0 | 0 | .000 | 0 | 0 | 0 | 0 | .000 | 0 | 0 | 0-0 | 0 | 0 | 0 | .000 | |
| 18 Marlene Friedman | .000 | 6-0 | 0 | 0 | 0 | 0 | 0 | 0 | 0 | 0 | .000 | 0 | 0 | 0 | 0 | .000 | 0 | 0 | 0-0 | 0 | 0 | 0 | .000 | |
| Totals | .240 | 18 | 487 | 77 | 117 | 20 | 0 | 24 | 71 | 209 | .429 | 66 | 22 | 132 | 2 | .355 | 2 | 11 | 2-2 | 393 | 125 | 11 | .979 | |
| Opponents | .201 | 18 | 483 | 38 | 97 | 18 | 1 | 10 | 34 | 147 | .304 | 24 | 13 | 112 | 4 | .257 | 2 | 6 | 1-4 | 374 | 107 | 16 | .968 | |

LOB - Team (137), Opp (97). DPs turned - Team (7), Opp (3). IBB - Team (7), Burnside 5, Gibson 2, Opp (1).

(SEC games only Sorted by Earned run avg)

| Player | era | w-l | app | gs | cg | sho | sv | ip | h | r | er | bb | so | 2b | 3b | hr | b/avg | wp | hp | bks | sfa | sha |
|-----------------|------|------|-----|----|----|-----|----|-------|-----|----|----|----|-----|----|----|----|-------|----|----|-----|-----|-----|
| 9 Autumn Storms | 1.20 | 4-1 | 10 | 6 | 2 | 2/2 | 2 | 40.2 | 31 | 12 | 7 | 7 | 30 | 5 | 0 | 2 | .203 | 1 | 6 | 0 | 0 | 3 |
| 4 Mary Haff | 1.65 | 8-1 | 14 | 7 | 5 | 0/1 | 4 | 59.1 | 40 | 15 | 14 | 7 | 57 | 4 | 0 | 6 | .186 | 1 | 5 | 0 | 1 | 2 |
| 72 Jenna Bloom | 1.88 | 4-0 | 6 | 4 | 0 | 0/1 | 0 | 26.0 | 21 | 7 | 7 | 7 | 21 | 8 | 0 | 2 | .221 | 2 | 1 | 0 | 1 | 1 |
| 31 Allie Light | 2.33 | 0-0 | 1 | 0 | 0 | 0/0 | 0 | 3.0 | 4 | 1 | 1 | 1 | 2 | 0 | 1 | 0 | .333 | 1 | 0 | 0 | 0 | 0 |
| 5 Lauren Howell | 7.00 | 0-0 | 1 | 1 | 0 | 0/0 | 0 | 2.0 | 1 | 3 | 2 | 2 | 2 | 1 | 0 | 0 | .125 | 1 | 1 | 0 | 0 | 0 |
| Totals | 1.66 | 16-2 | 18 | 18 | 7 | 4/2 | 6 | 131.0 | 97 | 38 | 31 | 24 | 112 | 18 | 1 | 10 | .201 | 6 | 13 | 0 | 2 | 6 |
| Opponents | 3.48 | 2-16 | 18 | 18 | 7 | 1/0 | 0 | 124.2 | 117 | 77 | 62 | 66 | 132 | 20 | 0 | 24 | .240 | 6 | 22 | 0 | 2 | 11 |

PB - Team (1), Green 1, Opp (1). SBA/ATT - Green (1-4), Storms (1-1), Light (0-1), Haff (0-1), Bloom (0-1).

Arkansas Game-by-Game

Arkansas Softball
Team Game-by-Game for Arkansas (as of Apr 18, 2021)
Batting (All games)

| Date | Opponent | ab | r | h | rbi | 2b | 3b | hr | tb | bb | ibb | sb | cs | hbp | sac | sf | gdp | k | po | a | e | lob | avg |
|---------|---------------------|------|-----|-----|-----|----|----|----|-----|-----|-----|----|----|-----|-----|----|-----|-----|-----|-----|----|-----|------|
| Feb 11 | vs Oklahoma State | 29 | 11 | 8 | 8 | 2 | 1 | 2 | 18 | 11 | 0 | 0 | 0 | 3 | 0 | 0 | 1 | 9 | 21 | 4 | 3 | 11 | .276 |
| Feb 20 | at McNeese | 50 | 6 | 11 | 6 | 1 | 0 | 4 | 24 | 8 | 0 | 0 | 0 | 2 | 1 | 0 | 3 | 4 | 42 | 11 | 2 | 13 | .241 |
| Feb 20 | at McNeese | 30 | 4 | 9 | 4 | 0 | 0 | 2 | 15 | 4 | 0 | 0 | 0 | 0 | 0 | 0 | 0 | 2 | 18 | 10 | 2 | 9 | .257 |
| Feb 21 | vs Baylor | 20 | 7 | 5 | 7 | 2 | 0 | 1 | 10 | 4 | 0 | 0 | 1 | 5 | 2 | 0 | 0 | 7 | 21 | 2 | 0 | 6 | .256 |
| Feb 21 | at McNeese | 28 | 3 | 7 | 3 | 1 | 0 | 2 | 14 | 4 | 0 | 0 | 0 | 0 | 0 | 0 | 0 | 3 | 21 | 7 | 1 | 8 | .255 |
| Feb 22 | at UT Arlington | 29 | 10 | 10 | 10 | 1 | 0 | 4 | 23 | 6 | 0 | 0 | 1 | 0 | 0 | 0 | 0 | 5 | 21 | 15 | 1 | 4 | .269 |
| Feb 22 | at UT Arlington | 26 | 4 | 5 | 4 | 2 | 0 | 2 | 13 | 2 | 0 | 0 | 0 | 2 | 1 | 0 | 0 | 3 | 21 | 2 | 0 | 6 | .259 |
| Feb 25 | NORTH DAKOTA S | 25 | 9 | 11 | 9 | 2 | 0 | 2 | 19 | 1 | 0 | 0 | 0 | 1 | 0 | 0 | 0 | 5 | 15 | 8 | 0 | 6 | .278 |
| Feb 25 | NORTH DAKOTA S | 27 | 5 | 8 | 5 | 0 | 1 | 1 | 13 | 3 | 0 | 0 | 0 | 1 | 0 | 0 | 0 | 3 | 21 | 3 | 1 | 8 | .280 |
| Feb 26 | TEXAS TECH | 18 | 9 | 6 | 9 | 1 | 0 | 5 | 22 | 5 | 0 | 0 | 0 | 0 | 0 | 0 | 0 | 2 | 15 | 4 | 1 | 2 | .284 |
| Feb 26 | SOUTHEAST MISS | 24 | 9 | 7 | 9 | 0 | 0 | 3 | 16 | 4 | 0 | 0 | 0 | 1 | 1 | 0 | 0 | 3 | 21 | 8 | 1 | 3 | .284 |
| Feb 27 | SOUTHEAST MISS | 25 | 6 | 8 | 6 | 2 | 0 | 2 | 16 | 3 | 0 | 0 | 0 | 1 | 0 | 1 | 0 | 5 | 21 | 12 | 3 | 6 | .287 |
| Feb 28 | TEXAS TECH | 27 | 8 | 11 | 7 | 1 | 0 | 3 | 21 | 4 | 0 | 0 | 0 | 1 | 1 | 0 | 1 | 2 | 18 | 2 | 0 | 8 | .296 |
| Mar 04 | DRAKE | 26 | 6 | 8 | 6 | 2 | 0 | 1 | 13 | 2 | 0 | 0 | 0 | 1 | 1 | 0 | 0 | 7 | 21 | 9 | 0 | 6 | .297 |
| Mar 04 | DRAKE | 26 | 6 | 8 | 6 | 3 | 1 | 1 | 16 | 3 | 0 | 0 | 0 | 1 | 0 | 0 | 0 | 2 | 21 | 6 | 2 | 6 | .298 |
| Mar 05 | KANSAS | 24 | 8 | 8 | 8 | 1 | 0 | 1 | 12 | 4 | 0 | 1 | 0 | 1 | 0 | 1 | 0 | 1 | 21 | 4 | 2 | 4 | .300 |
| Mar 05 | NORTHWESTERN | 26 | 13 | 11 | 13 | 1 | 0 | 5 | 27 | 6 | 0 | 0 | 0 | 0 | 0 | 0 | 0 | 2 | 18 | 8 | 1 | 4 | .307 |
| Mar 06 | NORTHWESTERN | 20 | 13 | 8 | 13 | 0 | 0 | 4 | 20 | 5 | 0 | 0 | 0 | 1 | 0 | 0 | 0 | 2 | 15 | 2 | 0 | 1 | .310 |
| Mar 09 | at Central Arkansas | 24 | 4 | 3 | 4 | 1 | 0 | 2 | 10 | 2 | 0 | 0 | 0 | 3 | 1 | 0 | 0 | 7 | 21 | 2 | 0 | 5 | .302 |
| *Mar 12 | at South Carolina | 27 | 4 | 7 | 4 | 0 | 0 | 2 | 13 | 3 | 0 | 0 | 0 | 1 | 1 | 0 | 0 | 3 | 21 | 1 | 0 | 7 | .299 |
| *Mar 13 | at South Carolina | 41 | 7 | 13 | 7 | 3 | 0 | 2 | 22 | 5 | 0 | 0 | 0 | 1 | 3 | 1 | 0 | 6 | 30 | 11 | 1 | 14 | .301 |
| *Mar 14 | at South Carolina | 26 | 3 | 4 | 3 | 0 | 0 | 2 | 10 | 5 | 0 | 0 | 0 | 0 | 0 | 0 | 0 | 5 | 21 | 8 | 0 | 7 | .294 |
| Mar 16 | LIBERTY | 35 | 0 | 5 | 0 | 0 | 0 | 0 | 5 | 4 | 0 | 0 | 0 | 1 | 2 | 0 | 0 | 8 | 30 | 7 | 0 | 12 | .286 |
| *Mar 19 | OLE MISS | 28 | 5 | 10 | 4 | 3 | 0 | 0 | 13 | 0 | 0 | 0 | 0 | 1 | 1 | 0 | 0 | 3 | 21 | 8 | 1 | 7 | .289 |
| *Mar 20 | OLE MISS | 27 | 3 | 5 | 3 | 1 | 0 | 2 | 12 | 1 | 0 | 0 | 0 | 2 | 0 | 0 | 0 | 8 | 24 | 12 | 2 | 5 | .285 |
| *Mar 21 | OLE MISS | 30 | 3 | 9 | 2 | 3 | 0 | 1 | 15 | 1 | 1 | 0 | 0 | 2 | 1 | 0 | 1 | 5 | 24 | 6 | 0 | 9 | .286 |
| Mar 23 | at Kansas City | 32 | 9 | 11 | 8 | 2 | 0 | 0 | 13 | 7 | 0 | 0 | 0 | 1 | 0 | 1 | 0 | 5 | 21 | 13 | 0 | 11 | .288 |
| Mar 24 | at Kansas | 32 | 7 | 11 | 6 | 1 | 0 | 2 | 18 | 3 | 0 | 0 | 0 | 0 | 0 | 1 | 0 | 4 | 21 | 3 | 1 | 8 | .290 |
| *Mar 26 | MISSISSIPPI STAT | 19 | 2 | 2 | 2 | 0 | 0 | 1 | 5 | 3 | 0 | 0 | 0 | 1 | 0 | 0 | 0 | 12 | 21 | 1 | 0 | 3 | .286 |
| *Mar 27 | MISSISSIPPI STAT | 27 | 8 | 8 | 8 | 0 | 0 | 1 | 11 | 6 | 0 | 0 | 0 | 3 | 0 | 0 | 0 | 4 | 21 | 8 | 2 | 10 | .286 |
| *Mar 28 | MISSISSIPPI STAT | 23 | 4 | 5 | 3 | 1 | 0 | 1 | 9 | 3 | 0 | 2 | 0 | 2 | 0 | 0 | 0 | 9 | 21 | 4 | 0 | 6 | .284 |
| *Apr 01 | at Auburn | 26 | 6 | 5 | 5 | 0 | 0 | 1 | 8 | 3 | 0 | 0 | 0 | 3 | 0 | 0 | 0 | 5 | 21 | 5 | 2 | 5 | .282 |
| *Apr 02 | at Auburn | 28 | 3 | 7 | 3 | 2 | 0 | 1 | 12 | 2 | 0 | 0 | 0 | 0 | 0 | 0 | 0 | 12 | 21 | 14 | 1 | 6 | .281 |
| *Apr 03 | at Auburn | 27 | 2 | 6 | 2 | 1 | 0 | 0 | 7 | 5 | 3 | 0 | 0 | 1 | 1 | 0 | 0 | 8 | 21 | 6 | 0 | 11 | .279 |
| Apr 06 | MISSOURI STATE | 24 | 9 | 11 | 9 | 2 | 0 | 6 | 31 | 2 | 0 | 0 | 0 | 0 | 0 | 0 | 0 | 4 | 15 | 8 | 0 | 4 | .283 |
| *Apr 09 | ALABAMA | 27 | 3 | 5 | 2 | 1 | 0 | 0 | 6 | 6 | 2 | 0 | 0 | 1 | 0 | 0 | 0 | 12 | 21 | 6 | 1 | 10 | .281 |
| *Apr 10 | ALABAMA | 26 | 4 | 7 | 4 | 1 | 0 | 3 | 17 | 1 | 1 | 0 | 0 | 0 | 0 | 0 | 0 | 9 | 21 | 9 | 1 | 5 | .280 |
| *Apr 11 | ALABAMA | 24 | 0 | 3 | 0 | 1 | 0 | 0 | 4 | 6 | 0 | 0 | 0 | 0 | 0 | 0 | 0 | 11 | 21 | 13 | 0 | 9 | .277 |
| *Apr 16 | at Georgia | 30 | 10 | 8 | 10 | 2 | 0 | 3 | 19 | 7 | 0 | 0 | 0 | 0 | 1 | 0 | 0 | 6 | 21 | 7 | 0 | 7 | .277 |
| *Apr 17 | at Georgia | 23 | 5 | 5 | 4 | 0 | 0 | 1 | 8 | 5 | 0 | 0 | 0 | 4 | 1 | 1 | 1 | 6 | 21 | 0 | 0 | 8 | .275 |
| *Apr 18 | at Georgia | 28 | 5 | 8 | 5 | 1 | 0 | 3 | 18 | 4 | 0 | 0 | 0 | 0 | 2 | 0 | 0 | 8 | 21 | 6 | 0 | 8 | .276 |
| Totals | | 1114 | 243 | 307 | 231 | 48 | 3 | 79 | 598 | 163 | 7 | 3 | 2 | 48 | 21 | 6 | 7 | 227 | 873 | 275 | 32 | 288 | .276 |

Arkansas Game-by-Game

Arkansas Softball
Team Game-by-Game for Arkansas (as of Apr 18, 2021)
Pitching (All games)

| Date | Opponent | ip | h | r | er | bb | so | 2b | 3b | hr | wp | bk | hbp | dp | ibb | score | w-l | sv | era |
|---------|---------------------|-------|-----|-----|----|----|-----|----|----|----|----|----|-----|----|-----|---------|------|----|------|
| Feb 11 | vs Oklahoma State | 7.0 | 12 | 12 | 8 | 3 | 8 | 2 | 0 | 3 | 1 | 0 | 0 | 0 | 0 | 11-12 | 0-1 | 0 | 8.00 |
| Feb 20 | at McNeese | 14.0 | 10 | 4 | 4 | 5 | 13 | 1 | 0 | 0 | 1 | 0 | 2 | 0 | 0 | 6-4 | 1-1 | 0 | 4.00 |
| Feb 20 | at McNeese | 6.0 | 7 | 7 | 6 | 6 | 2 | 1 | 0 | 0 | 0 | 0 | 2 | 1 | 0 | 4-7 | 1-2 | 0 | 4.67 |
| Feb 21 | vs Baylor | 7.0 | 3 | 2 | 2 | 0 | 7 | 0 | 0 | 1 | 0 | 0 | 0 | 0 | 0 | 7-2 | 2-2 | 0 | 4.12 |
| Feb 21 | at McNeese | 7.0 | 4 | 1 | 1 | 9 | 6 | 0 | 0 | 0 | 0 | 0 | 2 | 0 | 0 | 3-1 | 3-2 | 0 | 3.59 |
| Feb 22 | at UT Arlington | 7.0 | 7 | 6 | 4 | 5 | 1 | 2 | 0 | 1 | 1 | 0 | 1 | 1 | 0 | 10-6 | 4-2 | 0 | 3.65 |
| Feb 22 | at UT Arlington | 7.0 | 5 | 3 | 3 | 2 | 7 | 1 | 0 | 2 | 1 | 0 | 0 | 0 | 0 | 4-3 | 5-2 | 1 | 3.56 |
| Feb 25 | NORTH DAKOTA S | 5.0 | 2 | 0 | 0 | 0 | 3 | 0 | 0 | 0 | 0 | 0 | 0 | 1 | 0 | 9-0 | 6-2 | 1 | 3.27 |
| Feb 25 | NORTH DAKOTA S | 7.0 | 2 | 0 | 0 | 2 | 10 | 0 | 0 | 0 | 0 | 0 | 0 | 0 | 0 | 5-0 | 7-2 | 1 | 2.93 |
| Feb 26 | TEXAS TECH | 5.0 | 0 | 0 | 0 | 0 | 6 | 0 | 0 | 0 | 0 | 0 | 0 | 0 | 0 | 9-0 | 8-2 | 1 | 2.72 |
| Feb 26 | SOUTHEAST MISS | 7.0 | 5 | 3 | 3 | 1 | 7 | 1 | 0 | 0 | 2 | 0 | 0 | 0 | 0 | 9-3 | 9-2 | 1 | 2.75 |
| Feb 27 | SOUTHEAST MISS | 7.0 | 3 | 3 | 2 | 0 | 7 | 0 | 0 | 2 | 0 | 0 | 0 | 0 | 0 | 6-3 | 10-2 | 1 | 2.69 |
| Feb 28 | TEXAS TECH | 6.0 | 3 | 0 | 0 | 0 | 4 | 1 | 0 | 0 | 0 | 0 | 0 | 0 | 0 | 8-0 | 11-2 | 1 | 2.51 |
| Mar 04 | DRAKE | 7.0 | 6 | 3 | 3 | 3 | 6 | 3 | 0 | 0 | 0 | 0 | 0 | 0 | 0 | 6-3 | 12-2 | 1 | 2.55 |
| Mar 04 | DRAKE | 7.0 | 11 | 4 | 3 | 0 | 6 | 0 | 0 | 0 | 0 | 0 | 1 | 0 | 0 | 6-4 | 13-2 | 1 | 2.58 |
| Mar 05 | KANSAS | 7.0 | 5 | 3 | 0 | 0 | 8 | 1 | 1 | 0 | 0 | 0 | 2 | 0 | 0 | 8-3 | 14-2 | 1 | 2.42 |
| Mar 05 | NORTHWESTERN | 6.0 | 9 | 5 | 4 | 3 | 2 | 0 | 0 | 1 | 0 | 0 | 0 | 0 | 0 | 13-5 | 15-2 | 1 | 2.53 |
| Mar 06 | NORTHWESTERN | 5.0 | 5 | 2 | 2 | 1 | 6 | 0 | 0 | 0 | 0 | 0 | 0 | 0 | 0 | 13-2 | 16-2 | 1 | 2.54 |
| Mar 09 | at Central Arkansas | 7.0 | 8 | 1 | 1 | 1 | 11 | 0 | 0 | 1 | 0 | 0 | 0 | 0 | 0 | 4-1 | 17-2 | 1 | 2.46 |
| *Mar 12 | at South Carolina | 7.0 | 6 | 1 | 1 | 0 | 10 | 0 | 0 | 0 | 0 | 0 | 0 | 0 | 0 | 4-1 | 18-2 | 1 | 2.38 |
| *Mar 13 | at South Carolina | 10.0 | 8 | 5 | 4 | 4 | 8 | 1 | 1 | 0 | 3 | 0 | 1 | 0 | 0 | 7-5 | 19-2 | 1 | 2.41 |
| *Mar 14 | at South Carolina | 7.0 | 4 | 2 | 2 | 3 | 5 | 3 | 0 | 0 | 0 | 0 | 1 | 0 | 0 | 3-2 | 20-2 | 2 | 2.39 |
| Mar 16 | LIBERTY | 10.0 | 6 | 2 | 2 | 0 | 9 | 0 | 0 | 1 | 0 | 0 | 0 | 0 | 0 | 0-2 | 20-3 | 2 | 2.33 |
| *Mar 19 | OLE MISS | 7.0 | 7 | 1 | 0 | 0 | 4 | 1 | 0 | 0 | 0 | 0 | 1 | 0 | 0 | 5-1 | 21-3 | 2 | 2.24 |
| *Mar 20 | OLE MISS | 8.0 | 5 | 2 | 2 | 1 | 7 | 0 | 0 | 1 | 0 | 0 | 2 | 0 | 0 | 3-2 | 22-3 | 2 | 2.22 |
| *Mar 21 | OLE MISS | 8.0 | 6 | 2 | 2 | 1 | 9 | 3 | 0 | 0 | 1 | 0 | 0 | 1 | 0 | 3-2 | 23-3 | 2 | 2.20 |
| Mar 23 | at Kansas City | 7.0 | 4 | 3 | 1 | 1 | 4 | 0 | 1 | 0 | 2 | 0 | 0 | 0 | 0 | 9-3 | 24-3 | 2 | 2.15 |
| Mar 24 | at Kansas | 7.0 | 3 | 4 | 3 | 2 | 9 | 0 | 0 | 2 | 0 | 0 | 1 | 1 | 0 | 7-4 | 25-3 | 3 | 2.18 |
| *Mar 26 | MISSISSIPPI STAT | 7.0 | 4 | 0 | 0 | 1 | 6 | 1 | 0 | 0 | 0 | 0 | 2 | 0 | 0 | 2-0 | 26-3 | 4 | 2.11 |
| *Mar 27 | MISSISSIPPI STAT | 7.0 | 10 | 7 | 3 | 1 | 5 | 3 | 0 | 1 | 0 | 0 | 2 | 0 | 1 | 8-7 | 27-3 | 5 | 2.14 |
| *Mar 28 | MISSISSIPPI STAT | 7.0 | 4 | 3 | 3 | 2 | 9 | 0 | 0 | 2 | 0 | 0 | 0 | 1 | 0 | 4-3 | 28-3 | 5 | 2.17 |
| *Apr 01 | at Auburn | 7.0 | 3 | 1 | 1 | 1 | 4 | 0 | 0 | 0 | 0 | 0 | 0 | 2 | 0 | 6-1 | 29-3 | 5 | 2.13 |
| *Apr 02 | at Auburn | 7.0 | 4 | 0 | 0 | 1 | 4 | 1 | 0 | 0 | 0 | 0 | 0 | 0 | 0 | 3-0 | 30-3 | 5 | 2.07 |
| *Apr 03 | at Auburn | 7.0 | 3 | 0 | 0 | 0 | 7 | 1 | 0 | 0 | 0 | 0 | 0 | 1 | 0 | 2-0 | 31-3 | 6 | 2.01 |
| Apr 06 | MISSOURI STATE | 5.0 | 1 | 1 | 1 | 1 | 7 | 0 | 0 | 0 | 0 | 0 | 0 | 0 | 0 | 9-1 | 32-3 | 6 | 2.00 |
| *Apr 09 | ALABAMA | 7.0 | 8 | 5 | 5 | 1 | 4 | 1 | 0 | 2 | 0 | 0 | 0 | 0 | 0 | 3-5 | 32-4 | 6 | 2.08 |
| *Apr 10 | ALABAMA | 7.0 | 2 | 0 | 0 | 0 | 10 | 0 | 0 | 0 | 0 | 0 | 1 | 0 | 0 | 4-0 | 33-4 | 6 | 2.02 |
| *Apr 11 | ALABAMA | 7.0 | 7 | 2 | 1 | 3 | 2 | 0 | 0 | 0 | 1 | 0 | 1 | 0 | 0 | 0-2 | 33-5 | 6 | 2.00 |
| *Apr 16 | at Georgia | 7.0 | 7 | 3 | 3 | 1 | 6 | 1 | 0 | 1 | 0 | 0 | 1 | 1 | 0 | 10-3 | 34-5 | 7 | 2.02 |
| *Apr 17 | at Georgia | 7.0 | 3 | 2 | 2 | 1 | 5 | 1 | 0 | 1 | 0 | 0 | 1 | 0 | 0 | 5-2 | 35-5 | 7 | 2.02 |
| *Apr 18 | at Georgia | 7.0 | 6 | 2 | 2 | 3 | 7 | 1 | 0 | 2 | 1 | 0 | 0 | 1 | 0 | 5-2 | 36-5 | 8 | 2.02 |
| Totals | | 291.0 | 218 | 107 | 84 | 69 | 261 | 31 | 3 | 24 | 14 | 0 | 24 | 11 | 1 | 243-107 | 36-5 | 8 | 2.02 |

Home Run Tracker

| # | Date | Player | Opponent | Site | # of Runs | Inning | Lineup Spot | Game Result |
|----|-----------|-------------------|--------------------|--------------------|-----------|--------|-------------|-------------|
| 1 | 2-11-2021 | Braxton Burnside | Oklahoma State | Monroe, La. | 1 | 1 | 2 | L, 12-11 |
| 2 | 2-11-2021 | Braxton Burnside | Oklahoma State | Monroe, La. | 3 | 6 | 2 | L, 12-11 |
| 3 | 2-20-2021 | Keely Huffine | McNeese | Lake Charles, La. | 2 | 2 | 9 | W, 6-4 (14) |
| 4 | 2-20-2021 | Kayla Green! | McNeese | Lake Charles, La. | 1 | 4 | 5 | W, 6-4 (14) |
| 5 | 2-20-2021 | Linnie Malkin! | McNeese | Lake Charles, La. | 1 | 4 | 6 | W, 6-4 (14) |
| 6 | 2-20-2021 | Linnie Malkin# | McNeese | Lake Charles, La. | 2 | 14 | 6 | W, 6-4 (14) |
| 7 | 2-20-2021 | Keely Huffine | McNeese | Lake Charles, La. | 1 | 3 | 9 | L, 7-4 |
| 8 | 2-20-2021 | Hannah Gammill | McNeese | Lake Charles, La. | 1 | 7 | 8 | L, 7-4 |
| 9 | 2-21-2021 | Danielle Gibson | Baylor | Lake Charles, La. | 1 | 6 | 3 | W, 7-2 |
| 10 | 2-21-2021 | Hannah Gammill | McNeese | Lake Charles, La. | 1 | 2 | 8 | W, 3-1 |
| 11 | 2-21-2021 | Linnie Malkin | McNeese | Lake Charles, La. | 2 | 6 | 6 | W, 3-1 |
| 12 | 2-22-2021 | Hannah Gammill | UTA | Arlington, Texas | 3 | 1 | 6 | W, 10-6 |
| 13 | 2-22-2021 | Linnie Malkin | UTA | Arlington, Texas | 3 | 2 | 4 | W, 10-6 |
| 14 | 2-22-2021 | Keely Huffine | UTA | Arlington, Texas | 1 | 4 | 9 | W, 10-6 |
| 15 | 2-22-2021 | Audrie LaValley | UTA | Arlington, Texas | 1 | 6 | 8 | W, 10-6 |
| 16 | 2-22-2021 | Audrie LaValley | UTA | Arlington, Texas | 1 | 6 | 6 | W, 4-3 |
| 17 | 2-22-2021 | Hannah McEwen | UTA | Arlington, Texas | 1 | 7 | 1 | W, 4-3 |
| 18 | 2-25-2021 | Linnie Malkin! | North Dakota State | Fayetteville, Ark. | 3 | 1 | 4 | W, 9-0 (5) |
| 19 | 2-25-2021 | Hannah Gammill! | North Dakota State | Fayetteville, Ark. | 1 | 1 | 5 | W, 9-0 (5) |
| 20 | 2-25-2021 | Braxton Burnside | North Dakota State | Fayetteville, Ark. | 2 | 3 | 2 | W, 8-0 |
| 21 | 2-26-2021 | Hannah McEwen | Texas Tech | Fayetteville, Ark. | 1 | 1 | 1 | W, 9-0 (5) |
| 22 | 2-26-2021 | Linnie Malkin | Texas Tech | Fayetteville, Ark. | 2 | 1 | 4 | W, 9-0 (5) |
| 23 | 2-26-2021 | Kayla Green | Texas Tech | Fayetteville, Ark. | 2 | 1 | 7 | W, 9-0 (5) |
| 24 | 2-26-2021 | Keely Huffine | Texas Tech | Fayetteville, Ark. | 2 | 1 | 9 | W, 9-0 (5) |
| 25 | 2-26-2021 | Hannah Gammill | Texas Tech | Fayetteville, Ark. | 2 | 2 | 5 | W, 9-0 (5) |
| 26 | 2-26-2021 | Audrie LaValley | Southeast Missouri | Fayetteville, Ark. | 3 | 1 | 6 | W, 9-3 |
| 27 | 2-26-2021 | Braxton Burnside | Southeast Missouri | Fayetteville, Ark. | 1 | 2 | 2 | W, 9-3 |
| 28 | 2-26-2021 | Braxton Burnside | Southeast Missouri | Fayetteville, Ark. | 4 | 4 | 2 | W, 9-3 |
| 29 | 2-27-2021 | Danielle Gibson | Southeast Missouri | Fayetteville, Ark. | 1 | 1 | 3 | W, 6-3 |
| 30 | 2-27-2021 | Braxton Burnside | Southeast Missouri | Fayetteville, Ark. | 2 | 6 | 2 | W, 6-3 |
| 31 | 2-28-2021 | Braxton Burnside | Texas Tech | Fayetteville, Ark. | 1 | 3 | 2 | W, 8-0 (5) |
| 32 | 2-28-2021 | Danielle Gibson | Texas Tech | Fayetteville, Ark. | 3 | 5 | 3 | W, 8-0 (5) |
| 33 | 2-28-2021 | Braxton Burnside | Texas Tech | Fayetteville, Ark. | 1 | 6 | 2 | W, 8-0 (5) |
| 34 | 3-4-2021 | Kayla Green | Drake | Fayetteville, Ark. | 4 | 6 | 7 | W, 6-3 |
| 35 | 3-4-2021 | Danielle Gibson\$ | Drake | Fayetteville, Ark. | 4 | 7 | 3 | W, 6-4 |
| 36 | 3-5-2021 | Braxton Burnside | Kansas | Fayetteville, Ark. | 2 | 5 | 2 | W, 8-3 |
| 37 | 3-5-2021 | Braxton Burnside! | Northwestern State | Fayetteville, Ark. | 2 | 1 | 2 | W, 13-5 (6) |
| 38 | 3-5-2021 | Danielle Gibson! | Northwestern State | Fayetteville, Ark. | 1 | 1 | 3 | W, 13-5 (6) |
| 39 | 3-5-2021 | Ryan Jackson | Northwestern State | Fayetteville, Ark. | 3 | 1 | 7 | W, 13-5 (6) |
| 40 | 3-5-2021 | Danielle Gibson | Northwestern State | Fayetteville, Ark. | 2 | 6 | 3 | W, 13-5 (6) |
| 41 | 3-5-2021 | Kayla Green | Northwestern State | Fayetteville, Ark. | 2 | 6 | 5 | W, 13-5 (6) |
| 42 | 3-6-2021 | Danielle Gibson | Northwestern State | Fayetteville, Ark. | 1 | 1 | 3 | W, 13-2 (5) |
| 43 | 3-6-2021 | Braxton Burnside | Northwestern State | Fayetteville, Ark. | 3 | 2 | 2 | W, 13-2 (5) |
| 44 | 3-6-2021 | Danielle Gibson | Northwestern State | Fayetteville, Ark. | 4 | 4 | 3 | W, 13-2 (5) |
| 45 | 3-6-2021 | Lauren Graves | Northwestern State | Fayetteville, Ark. | 2 | 4 | 6 | W, 13-2 (5) |
| 46 | 3-9-2021 | Danielle Gibson | Central Arkansas | Conway, Ark. | 2 | 1 | 3 | W, 4-1 |
| 47 | 3-9-2021 | Linnie Malkin | Central Arkansas | Conway, Ark. | 1 | 6 | 5 | W, 4-1 |
| 48 | 3-12-2021 | Braxton Burnside | South Carolina | Columbia, S.C. | 2 | 5 | 2 | W, 4-1 |
| 49 | 3-12-2021 | Linnie Malkin | South Carolina | Columbia, S.C. | 1 | 6 | 5 | W, 4-1 |
| 50 | 3-13-2021 | Braxton Burnside | South Carolina | Columbia, S.C. | 1 | 3 | 2 | W, 7-5 (10) |
| 51 | 3-13-2021 | Braxton Burnside | South Carolina | Columbia, S.C. | 2 | 10 | 2 | W, 7-5 (10) |
| 52 | 3-14-2021 | Braxton Burnside | South Carolina | Columbia, S.C. | 2 | 1 | 2 | W, 3-2 |
| 53 | 3-14-2021 | Linnie Malkin | South Carolina | Columbia, S.C. | 1 | 4 | 5 | W, 3-2 |
| 54 | 3-20-2021 | Hannah McEwen | Ole Miss | Fayetteville, Ark. | 1 | 6 | 1 | W, 3-2 (8) |
| 55 | 3-20-2021 | Danielle Gibson\$ | Ole Miss | Fayetteville, Ark. | 1 | 8 | 3 | W, 3-2 (8) |
| 56 | 3-21-2021 | Keely Huffine\$ | Ole Miss | Fayetteville, Ark. | 1 | 8 | 7 | W, 3-2 (8) |
| 57 | 3-23-2021 | Braxton Burnside | Kansas | Lawrence, Kan. | 2 | 2 | 3 | W, 7-4 |
| 58 | 3-23-2021 | Linnie Malkin | Kansas | Lawrence, Kan. | 1 | 7 | 5 | W, 7-4 |
| 59 | 3-26-2021 | Linnie Malkin | Mississippi State | Fayetteville, Ark. | 2 | 4 | 5 | W, 2-0 |
| 60 | 3-27-2021 | Linnie Malkin | Mississippi State | Fayetteville, Ark. | 1 | 4 | 5 | W, 8-7 |
| 61 | 3-28-2021 | Braxton Burnside | Mississippi State | Fayetteville, Ark. | 2 | 5 | 3 | W, 4-3 |
| 62 | 4-1-2021 | Braxton Burnside | Auburn | Auburn, Ala. | 3 | 5 | 2 | W, 6-1 |
| 63 | 4-2-2021 | Braxton Burnside | Auburn | Auburn, Ala. | 1 | 5 | 2 | W, 3-0 |
| 64 | 4-6-2021 | Hannah Gammill | Missouri State | Fayetteville, Ark. | 1 | 2 | 6 | W, 9-1 (5) |
| 65 | 4-6-2021 | Kayla Green | Missouri State | Fayetteville, Ark. | 1 | 4 | 8 | W, 9-1 (5) |
| 66 | 4-6-2021 | Braxton Burnside | Missouri State | Fayetteville, Ark. | 1 | 4 | 2 | W, 9-1 (5) |
| 67 | 4-6-2021 | Danielle Gibson! | Missouri State | Fayetteville, Ark. | 1 | 5 | 4 | W, 9-1 (5) |
| 68 | 4-6-2021 | Linnie Malkin! | Missouri State | Fayetteville, Ark. | 1 | 5 | 5 | W, 9-1 (5) |
| 69 | 4-6-2021 | Kayla Green\$ | Missouri State | Fayetteville, Ark. | 2 | 5 | 8 | W, 9-1 (5) |
| 70 | 4-10-2021 | Braxton Burnside | Alabama | Fayetteville, Ark. | 1 | 3 | 2 | W, 4-0 |
| 71 | 4-10-2021 | Kayla Green | Alabama | Fayetteville, Ark. | 1 | 4 | 6 | W, 4-0 |
| 72 | 4-10-2021 | Kayla Green | Alabama | Fayetteville, Ark. | 2 | 6 | 6 | W, 4-0 |
| 73 | 4-16-2021 | Hannah Gammill | Georgia | Athens, Ga. | 1 | 3 | 1 | W, 10-3 |
| 74 | 4-16-2021 | Kayla Green | Georgia | Athens, Ga. | 1 | 4 | 6 | W, 10-3 |
| 75 | 4-16-2021 | Danielle Gibson | Georgia | Athens, Ga. | 2 | 5 | 4 | W, 10-3 |
| 76 | 4-17-2021 | Danielle Gibson | Georgia | Athens, Ga. | 1 | 3 | 4 | W, 5-2 |
| 77 | 4-18-2021 | Braxton Burnside | Georgia | Athens, Ga. | 1 | 1 | 2 | W, 5-2 |
| 78 | 4-18-2021 | Kayla Green | Georgia | Athens, Ga. | 3 | 1 | 6 | W, 5-2 |
| 79 | 4-18-2021 | Hannah McEwen | Georgia | Athens, Ga. | 1 | 3 | 3 | W, 5-2 |

! - back-to-back | * - pinch hitter | # go ahead | \$ walk off

Game by Game Starters | by Position

| Date | Opponent | SP | C | 1B | 2B | 3B | SS | LF | CF | RF | DP |
|------|--------------------|--------|-------|--------|----------|---------|----------|---------|---------|---------|-----------|
| F11 | Oklahoma State | Haff | Green | Gibson | LaValley | Ventura | Burnside | McEwen | Cesena | Jackson | Malkin |
| F20 | McNeese | Storms | Green | Gibson | Duncan | Gammill | Burnside | McEwen | Huffine | Jackson | Malkin |
| F20 | McNeese | Howell | Green | Gibson | Duncan | Gammill | Burnside | McEwen | Huffine | Jackson | Malkin |
| F21 | Baylor | Haff | Green | Gibson | LaValley | Gammill | Burnside | McEwen | Huffine | Jackson | Malkin |
| F21 | McNeese | Storms | Green | Gibson | LaValley | Gammill | Burnside | McEwen | Huffine | Jackson | Malkin |
| F22 | UTA | Howell | Green | Gibson | LaValley | Gammill | Burnside | McEwen | Huffine | Jackson | Malkin |
| F22 | UTA | Bloom | Green | Gibson | LaValley | Gammill | Burnside | McEwen | Huffine | Jackson | Malkin |
| F25 | North Dakota State | Storms | Green | Gibson | LaValley | Gammill | Burnside | McEwen | Huffine | Cesena | Malkin |
| F25 | North Dakota State | Haff | Green | Gibson | LaValley | Gammill | Burnside | McEwen | Huffine | Cesena | Malkin |
| F26 | Texas Tech | Haff | Green | Gibson | LaValley | Gammill | Burnside | McEwen | Huffine | Cesena | Malkin |
| F26 | Southeast Missouri | Bloom | Green | Gibson | LaValley | Gammill | Burnside | McEwen | Huffine | Cesena | Malkin |
| F27 | Southeast Missouri | Storms | Green | Gibson | LaValley | Gammill | Burnside | McEwen | Huffine | Torres | Malkin |
| F28 | Texas Tech | Haff | Green | Gibson | LaValley | Gammill | Burnside | McEwen | Huffine | Torres | Malkin |
| M4 | Drake | Haff | Green | Gibson | LaValley | Gammill | Burnside | Jackson | Huffine | Malkin | Hedgecock |
| M4 | Drake | Howell | Green | Gibson | LaValley | Gammill | Burnside | Jackson | Huffine | Malkin | Manzo |
| M5 | Kansas | Storms | Green | Gibson | LaValley | Gammill | Burnside | Jackson | Huffine | Malkin | Manzo |
| M5 | Northwestern State | Bloom | Green | Gibson | LaValley | Gammill | Burnside | Jackson | Huffine | Malkin | Manzo |
| M6 | Northwestern State | Haff | Green | Gibson | LaValley | Gammill | Burnside | Jackson | Huffine | Malkin | Manzo |
| M9 | Central Arkansas | Haff | Green | Gibson | LaValley | Gammill | Burnside | Jackson | Huffine | Malkin | Manzo |
| M12 | South Carolina | Haff | Green | Gibson | Huffine | Duncan | Burnside | Jackson | Torres | Malkin | Manzo |
| M13 | South Carolina | Howell | Green | Gibson | Huffine | Duncan | Burnside | Jackson | Torres | Malkin | Manzo |
| M14 | South Carolina | Bloom | Green | Gibson | Huffine | Duncan | Burnside | Jackson | Torres | Malkin | Manzo |
| M17 | Liberty | Haff | Green | Gibson | Huffine | Duncan | Burnside | Jackson | Torres | Manzo | Malkin |
| M19 | Ole Miss | Haff | Green | Gibson | LaValley | Ventura | Huffine | McEwen | Torres | Manzo | Malkin |
| M20 | Ole Miss | Storms | Green | Gibson | Huffine | Ventura | Burnside | McEwen | Torres | Manzo | Malkin |
| M21 | Ole Miss | Bloom | Green | Gibson | Huffine | Ventura | Burnside | McEwen | Torres | Manzo | Malkin |
| M23 | Kansas City | Storms | Green | Gibson | Huffine | Ventura | Burnside | McEwen | Torres | Manzo | Malkin |
| M24 | Kansas | Haff | Green | Malkin | Huffine | Ventura | Burnside | McEwen | Torres | Manzo | Graves |
| M26 | Mississippi State | Haff | Green | Malkin | Huffine | Ventura | Burnside | McEwen | Torres | Manzo | Graves |
| M30 | Mississippi State | Storms | Green | Malkin | Huffine | Ventura | Burnside | McEwen | Torres | Manzo | Graves |
| M31 | Mississippi State | Haff | Green | Malkin | Huffine | Duncan | Burnside | McEwen | Torres | Manzo | Jackson |
| A1 | Auburn | Haff | Green | Gibson | Huffine | Duncan | Burnside | McEwen | Torres | Manzo | Malkin |
| A2 | Auburn | Storms | Green | Gibson | Huffine | Duncan | Burnside | McEwen | Torres | Manzo | Malkin |
| A3 | Auburn | Bloom | Green | Gibson | Huffine | Duncan | Burnside | McEwen | Torres | Manzo | Malkin |
| A6 | Missouri State | Storms | Green | Gibson | Huffine | Gammill | Burnside | McEwen | Torres | Manzo | Malkin |
| A9 | Alabama | Haff | Green | Gibson | Huffine | Gammill | Burnside | McEwen | Torres | Manzo | Malkin |
| A10 | Alabama | Storms | Green | Gibson | Huffine | Gammill | Burnside | McEwen | Torres | Manzo | Malkin |
| A11 | Alabama | Storms | Green | Gibson | Huffine | Gammill | Burnside | McEwen | Torres | Manzo | Malkin |
| A16 | Georgia | Storms | Green | Gibson | Huffine | Gammill | Burnside | McEwen | Torres | Manzo | Malkin |
| A17 | Georgia | Haff | Green | Gibson | Huffine | Gammill | Burnside | McEwen | Torres | Manzo | Malkin |
| A18 | Georgia | Bloom | Green | Gibson | Huffine | Gammill | Burnside | McEwen | Torres | Manzo | Malkin |

| Date | Opponent | 1 | 2 | 3 | 4 | 5 | 6 | 7 | 8 | 9 | FX |
|------|--------------------|----------|----------|----------|---------|---------|----------|----------|-----------|---------|--------|
| F11 | Oklahoma State | McEwen | Burnside | Gibson | Jackson | Green | Malkin | LaValley | Cesena | Ventura | Haff |
| F20 | McNeese | McEwen | Burnside | Gibson | Jackson | Green | Malkin | Duncan | Gammill | Huffine | Storms |
| F20 | McNeese | McEwen | Burnside | Gibson | Jackson | Green | Malkin | Duncan | Gammill | Huffine | Howell |
| F21 | Baylor | McEwen | Burnside | Gibson | Jackson | Green | Malkin | LaValley | Gammill | Huffine | Haff |
| F21 | McNeese | McEwen | Burnside | Gibson | Jackson | Green | Malkin | LaValley | Gammill | Huffine | Storms |
| F22 | UTA | McEwen | Burnside | Gibson | Malkin | Jackson | Gammill | Green | LaValley | Huffine | Howell |
| F22 | UTA | McEwen | Burnside | Gibson | Malkin | Gammill | LaValley | Jackson | Green | Huffine | Bloom |
| F25 | North Dakota State | McEwen | Burnside | Gibson | Malkin | Gammill | LaValley | Green | Cesena | Huffine | Storms |
| F25 | North Dakota State | McEwen | Burnside | Gibson | Malkin | Gammill | LaValley | Green | Cesena | Huffine | Haff |
| F26 | Texas Tech | McEwen | Burnside | Gibson | Malkin | Gammill | LaValley | Green | Cesena | Huffine | Haff |
| F26 | Southeast Missouri | McEwen | Burnside | Gibson | Malkin | Gammill | LaValley | Green | Cesena | Huffine | Bloom |
| F27 | Southeast Missouri | McEwen | Burnside | Gibson | Malkin | Gammill | LaValley | Green | Torres | Huffine | Storms |
| F28 | Texas Tech | McEwen | Burnside | Gibson | Malkin | Gammill | LaValley | Green | Torres | Huffine | Haff |
| M4 | Drake | LaValley | Burnside | Gibson | Malkin | Gammill | Jackson | Green | Hedgecock | Huffine | Haff |
| M4 | Drake | LaValley | Burnside | Gibson | Malkin | Gammill | Jackson | Green | Manzo | Huffine | Howell |
| M5 | Kansas | Gammill | Burnside | Gibson | Malkin | Green | LaValley | Jackson | Manzo | Huffine | Storms |
| M5 | Northwestern State | Gammill | Burnside | Gibson | Malkin | Green | LaValley | Jackson | Manzo | Huffine | Bloom |
| M6 | Northwestern State | Gammill | Burnside | Gibson | Malkin | Green | LaValley | Jackson | Manzo | Huffine | Haff |
| M9 | Central Arkansas | Gammill | Burnside | Gibson | Green | Malkin | Jackson | Manzo | LaValley | Huffine | Haff |
| M12 | South Carolina | Torres | Burnside | Gibson | Green | Malkin | Jackson | Manzo | Duncan | Huffine | Haff |
| M13 | South Carolina | Torres | Burnside | Gibson | Green | Malkin | Jackson | Manzo | Duncan | Huffine | Howell |
| M14 | South Carolina | Torres | Burnside | Gibson | Green | Malkin | Manzo | Jackson | Duncan | Huffine | Bloom |
| M17 | Liberty | Torres | Burnside | Gibson | Green | Malkin | Manzo | Jackson | Duncan | Huffine | Haff |
| M19 | Ole Miss | Torres | McEwen | Gibson | Green | Malkin | Manzo | Ventura | LaValley | Huffine | Haff |
| M20 | Ole Miss | McEwen | Burnside | Gibson | Green | Malkin | Manzo | Huffine | Ventura | Torres | Storms |
| M21 | Ole Miss | McEwen | Burnside | Gibson | Green | Malkin | Manzo | Huffine | Ventura | Torres | Bloom |
| M23 | Kansas City | McEwen | Burnside | Gibson | Green | Malkin | Manzo | Huffine | Ventura | Torres | Storms |
| M24 | Kansas | Torres | McEwen | Burnside | Green | Malkin | Manzo | Graves | Huffine | Ventura | Haff |
| M26 | Mississippi State | Torres | McEwen | Burnside | Green | Malkin | Manzo | Graves | Huffine | Ventura | Haff |
| M27 | Mississippi State | Torres | McEwen | Burnside | Green | Malkin | Manzo | Graves | Huffine | Ventura | Storms |
| M28 | Mississippi State | Torres | McEwen | Burnside | Green | Malkin | Manzo | Jackson | Huffine | Duncan | Haff |
| A1 | Auburn | McEwen | Burnside | Gibson | Malkin | Green | Manzo | Huffine | Duncan | Torres | Haff |
| A2 | Auburn | McEwen | Burnside | Gibson | Malkin | Green | Manzo | Huffine | Duncan | Torres | Storms |
| A3 | Auburn | McEwen | Burnside | Gibson | Malkin | Green | Manzo | Huffine | Duncan | Torres | Bloom |
| A6 | Missouri State | Torres | Burnside | McEwen | Gibson | Malkin | Gammill | Manzo | Green | Huffine | Storms |
| A9 | Alabama | Torres | Burnside | McEwen | Gibson | Malkin | Gammill | Manzo | Green | Huffine | Haff |
| A10 | Alabama | Gammill | Burnside | McEwen | Gibson | Malkin | Green | Manzo | Huffine | Torres | Storms |
| A11 | Alabama | Gammill | Burnside | McEwen | Gibson | Malkin | Green | Manzo | Huffine | Torres | Storms |
| A16 | Georgia | Gammill | Burnside | McEwen | Gibson | Malkin | Green | Manzo | Huffine | Torres | Storms |
| A17 | Georgia | Gammill | Burnside | McEwen | Gibson | Malkin | Green | Manzo | Huffine | Torres | Haff |
| A18 | Georgia | Gammill | Burnside | McEwen | Gibson | Malkin | Green | Manzo | Huffine | Torres | Bloom |



KAITLYN HOWARD

UTL • L/L • 5-7 • Freshman
East End, Ark. • Sheridan HS

00

SEASON HIGHS

| Category | No. | Opponent (Last) | Date |
|-------------|-----|-----------------|------|
| Hits | - | - | - |
| Doubles | - | - | - |
| Triples | - | - | - |
| Home Runs | - | - | - |
| Total Bases | - | - | - |
| RBI's | - | - | - |
| Runs | - | - | - |
| Walks | - | - | - |
| ABs | - | - | - |

CAREER HIGHS

| Category | No. | Opponent (Last) | Date |
|-------------|-----|-----------------|------|
| Hits | - | - | - |
| Doubles | - | - | - |
| Triples | - | - | - |
| Home Runs | - | - | - |
| Total Bases | - | - | - |
| RBI's | - | - | - |
| Runs | - | - | - |
| Walks | - | - | - |
| ABs | - | - | - |

SEASON HIGHS

| Category | No. | Opponent (Last) | Date |
|----------------|-----|------------------|--------|
| Innings | 1.0 | Northwestern St. | 3/6/21 |
| Longest Start | - | - | - |
| Shortest Start | - | - | - |
| Longest Relief | 1.0 | Northwestern St. | 3/6/21 |
| Hits | 4 | Northwestern St. | 3/6/21 |
| Runs | 2 | Northwestern St. | 3/6/21 |
| Earned Runs | 2 | Northwestern St. | 3/6/21 |
| Walks | 1 | Northwestern St. | 3/6/21 |
| Strikeouts | - | - | - |
| Pitches | 29 | Northwestern St. | 3/6/21 |

CAREER HIGHS

| Category | No. | Opponent (Last) | Date |
|----------------|-----|------------------|--------|
| Innings | 1.0 | Northwestern St. | 3/6/21 |
| Longest Start | - | - | - |
| Shortest Start | - | - | - |
| Longest Relief | 1.0 | Northwestern St. | 3/6/21 |
| Hits | 4 | Northwestern St. | 3/6/21 |
| Runs | 2 | Northwestern St. | 3/6/21 |
| Earned Runs | 2 | Northwestern St. | 3/6/21 |
| Walks | 1 | Northwestern St. | 3/6/21 |
| Strikeouts | - | - | - |
| Pitches | 29 | Northwestern St. | 3/6/21 |

BIO

Prior to Arkansas

Earned a letter in three seasons at Sheridan High School for head coach Tamara Strawn ... Led the Yellowjackets to three consecutive state championships ... Two-time Arkansas All-State Selection in 2018 and 2019 ... Garnered 2018 State Tournament MVP honors ... Heading into her senior year in 2020, Sheridan was named the best high school program in the state by MaxPreps ... Was not able to compete as a senior due to COVID-19 pandemic ... As a junior in 2019 hit .441 (30-for-68) with 22 runs scored, 25 RBIs, eight doubles, three triples and six homers ... Slashed .441/.472/.911 in 2019, leading Sheridan to a 27-4 record and a Class 5A state championship ... Inside the circle threw 65.1 innings with a 0.86 ERA ... In sophomore season hit .596 (31-for-52) with 23 runs scored, 16 RBIs, six doubles and one triple ... Slashed .596/.644/.750 ... Threw 57.1 innings with a 0.61 ERA ... Part of a 30-3 Yellowjackets squad that earned its second consecutive state title ... As a freshman won a state title on a Sheridan team that finished 31-4-1 ... Also lettered in basketball and volleyball for Sheridan.

Personal

Daughter of Clarence and Kristi Howard ... Plans to major in exercise science and wants to attend physical therapy school after her playing career is over ... Throws and bats left-handed, but writes right-handed.

GAME-BY-GAME

| Date | Opponent | Pos | AB | R | H | RBI | 2B | 3B | HR | BB | SB | CS | HBP | SAC | SF | GDP | K | PO | A | E | Avg |
|--------|--------------|-----|----|---|---|-----|----|----|----|----|----|----|-----|-----|----|-----|---|----|---|---|-------|
| Feb 26 | TEXAS TECH | pr | 0 | 0 | 0 | 0 | 0 | 0 | 0 | 0 | 0 | 0 | 0 | 0 | 0 | 0 | 0 | 0 | 0 | 0 | 0.000 |
| Feb 28 | TEXAS TECH | pr | 0 | 0 | 0 | 0 | 0 | 0 | 0 | 0 | 0 | 0 | 0 | 0 | 0 | 0 | 0 | 0 | 0 | 0 | 0.000 |
| Mar 06 | NORTHWESTERN | p | 0 | 0 | 0 | 0 | 0 | 0 | 0 | 0 | 0 | 0 | 0 | 0 | 0 | 0 | 0 | 0 | 1 | 0 | 0.000 |
| Mar 16 | LIBERTY | pr | 0 | 0 | 0 | 0 | 0 | 0 | 0 | 0 | 0 | 0 | 0 | 0 | 0 | 0 | 0 | 0 | 0 | 0 | 0.000 |
| Totals | | ogs | 0 | 0 | 0 | 0 | 0 | 0 | 0 | 0 | 0 | 0 | 0 | 0 | 0 | 0 | 0 | 0 | 1 | 0 | .000 |

On base pct. .000 • Slugging pct. .000

#0 Kaitlyn Howard - 1 appearance (All games)

| Date | Opponent | GS | IP | H | R | ER | BB | SO | 2B | 3B | HR | WP | BK | HBP | IBB | Score | W-L | Sv | ERA | NP |
|--------|--------------|----|-----|---|---|----|----|----|----|----|----|----|----|-----|-----|-------|-----|----|-------|----|
| Mar 06 | NORTHWESTERN | | 1.0 | 4 | 2 | 2 | 1 | 0 | 0 | 0 | 0 | 0 | 0 | 0 | 0 | 13-2 | 0-0 | 0 | 14.00 | 29 |
| Totals | | 0 | 1.0 | 4 | 2 | 2 | 1 | 0 | 0 | 0 | 0 | 0 | 0 | 0 | 0 | 13-2 | 0-0 | 0 | 14.00 | - |

Kaitlyn Howard Career Stats

| Year | era | w-l | app | gs | cq | sho | sv | ip | h | r | er | bb | so | 2b | 3b | hr | bf | bavq | wp | hbp | bk | sfa | sha |
|-------|-------|-----|-----|----|----|-----|----|-----|---|---|----|----|----|----|----|----|----|------|----|-----|----|-----|-----|
| 2021 | 14.00 | 0-0 | 1 | 0 | 0 | 0/0 | 0 | 1.0 | 4 | 2 | 2 | 1 | 0 | 0 | 0 | 0 | 8 | .571 | 0 | 0 | 0 | 0 | 0 |
| TOTAL | 14.00 | 0-0 | 1 | 0 | 0 | 0/0 | 0 | 1.0 | 4 | 2 | 2 | 1 | 0 | 0 | 0 | 0 | 8 | .571 | 0 | 0 | 0 | 0 | 0 |



RYAN JACKSON

OF • R/R • 5-6 • Redshirt Senior

Chino Hills, Calif. • Bethune-Cookman (Ruben S. Ayala HS)

1

SEASON HIGHS

| Category | No. | Opponent (Last) | Date |
|-------------|-----|-----------------------|---------|
| Hits | 2 | 2x (Northwestern St) | 3/5/21 |
| Doubles | 1 | McNeese | 2/20/21 |
| Triples | 1 | Oklahoma State | 2/11/21 |
| Home Runs | 1 | Northwestern St. | 3/5/21 |
| Total Bases | 5 | Northwestern St. | 3/5/21 |
| RBI's | 3 | Northwestern St. | 3/5/21 |
| Runs | 2 | 2x (Northwestern St.) | 3/5/21 |
| Walks | 1 | 2x (South Carolina) | 3/12/21 |
| ABs | 7 | McNeese | 2/20/21 |

CAREER HIGHS

| Category | No. | Opponent (Last) | Date |
|-------------|-----|------------------------|---------|
| Hits | 4* | Fairfield | 3/18/17 |
| Doubles | 3* | Quinnipiac | 2/17/18 |
| Triples | 1 | 6x (Oklahoma State) | 2/11/21 |
| Home Runs | 2* | 3x (Northern Kentucky) | 3/10/18 |
| Total Bases | 8* | 3x (Northern Kentucky) | 3/10/18 |
| RBI | 6* | South Carolina State | 4/14/18 |
| Runs | 4* | Mount St. Mary's | 3/9/17 |
| Walks | 3* | Long Beach State | 2/23/18 |
| ABs | 7 | McNeese | 2/20/21 |

*At Bethune-Cookman

BIO CONTINUED

Kansas (March 10).

As a Junior (2019)

Recorded one multi-hit game (2-for-3) against Lipcomb (Feb. 9)... Collected first triple of Arkansas career against SIUE (Feb. 23)... Drove in three runs with a pinch hit double in a 7-1 win over Auburn (May 4).

At Bethune-Cookman (2017-18)

Two-time MEAC Player of the Year... Named the MEAC Player and Rookie of the Year her freshman season at Bethune-Cookman... Finalist for the 2017 Schutt Sports/NFCA National Freshman of the Year award... Six-time MEAC player of the week ... Named to the NFCA All-Region First team as a sophomore ... In two seasons hit .378 with 123 hits, 31 home runs with a .754 slugging percentage and 99 RBIs at Bethune-Cookman... As a freshman in 2017, led the league in batting average (.412), on base percentage (.483), RBI (47), home runs (14) and slugging percentage (.771) ... As a sophomore, led the league in on-base percentage (.467), RBI (50), runs scored (54), total bases (127) and home runs (17) ... Holds the school record at BCU for most homers in a season (17)... Part of 2018 MEAC Championship team and NCAA Tournament Gainesville Regional squad.

BIO

Career Awards

MEAC Player of the Year (2017, 2018, *at Bethune-Cookman), MEAC Rookie of the Year (2017, *at Bethune-Cookman), MEAC Player of the Week (Six-time recipient, *at Bethune-Cookman), NFCA Freshman of the Year Finalist (2017, *at Bethune-Cookman)

As a Redshirt Senior (2021)

Made a diving catch in left field that was No. 8 on SportsCenter's Top Plays (Mar 14)... Robbed a homer vs. Liberty (Mar. 16)

As a Senior (2020)

Tied for second on the team in home runs (5) and third in RBI (15) ... Led the team in hit by pitches and ranked 10th in the country with 0.44 per game... Slugged .600, the second highest on the team... Recorded an Arkansas career-high three hits at FGCU (Feb. 16)... Set an Arkansas career-high of five RBI and hit first home run in a Razorback jersey against Nebraska (Feb. 9)... Went 2-for-3 with a homer and three RBI in a win over Kent State (Feb. 28)... Drew a walk-off hit by pitch on the 17th pitch of the plate appearance in a 3-2 win over

GAME-BY-GAME

| Date | Opponent | Pos | AB | R | H | RBI | 2B | 3B | HR | BB | SB | CS | HBP | SAC | SF | GDP | K | PO | A | E | Avg | |
|--------|---------------------|-------|------|----|---|-----|----|----|----|----|----|----|-----|-----|----|-----|---|----|----|---|------|------|
| Feb 11 | vs Oklahoma State | *of | 3 | 2 | 1 | 0 | 0 | 1 | 0 | 0 | 0 | 0 | 2 | 0 | 0 | 0 | 1 | 1 | 0 | 0 | .333 | |
| Feb 20 | at McNeese | *of | 7 | 0 | 2 | 0 | 1 | 0 | 0 | 0 | 0 | 0 | 0 | 0 | 0 | 0 | 1 | 0 | 0 | 0 | .300 | |
| Feb 20 | at McNeese | *of | 4 | 0 | 1 | 0 | 0 | 0 | 0 | 0 | 0 | 0 | 0 | 0 | 0 | 0 | 0 | 0 | 0 | 0 | .286 | |
| Feb 21 | vs Baylor | *of | 2 | 1 | 0 | 0 | 0 | 0 | 0 | 0 | 0 | 0 | 2 | 0 | 0 | 0 | 2 | 1 | 0 | 0 | .250 | |
| Feb 21 | at McNeese | *of | 3 | 0 | 0 | 0 | 0 | 0 | 0 | 1 | 0 | 0 | 0 | 0 | 0 | 0 | 0 | 1 | 0 | 0 | .211 | |
| Feb 22 | at UT Arlington-1 | *of | 3 | 0 | 0 | 0 | 0 | 0 | 0 | 0 | 0 | 0 | 0 | 0 | 0 | 0 | 3 | 0 | 0 | 0 | .182 | |
| Feb 22 | at UT Arlington-2 | *of | 3 | 0 | 0 | 0 | 0 | 0 | 0 | 0 | 0 | 0 | 0 | 0 | 0 | 0 | 0 | 1 | 2 | 0 | .160 | |
| Mar 04 | DRAKE-1 | *of | 1 | 1 | 0 | 0 | 0 | 0 | 0 | 0 | 0 | 0 | 1 | 1 | 0 | 0 | 1 | 1 | 1 | 0 | .154 | |
| Mar 04 | DRAKE-2 | *of | 3 | 1 | 1 | 0 | 0 | 1 | 0 | 0 | 0 | 0 | 0 | 0 | 0 | 0 | 1 | 2 | 0 | 0 | .172 | |
| Mar 05 | KANSAS | *of | 2 | 0 | 1 | 1 | 0 | 0 | 0 | 0 | 0 | 0 | 0 | 0 | 0 | 1 | 0 | 0 | 0 | 0 | .194 | |
| Mar 05 | NORTHWESTERN | *of | 3 | 2 | 2 | 3 | 0 | 0 | 1 | 0 | 0 | 0 | 0 | 0 | 0 | 0 | 0 | 1 | 0 | 0 | .235 | |
| Mar 06 | NORTHWESTERN | *of | 1 | 1 | 0 | 0 | 0 | 0 | 0 | 0 | 0 | 0 | 1 | 0 | 0 | 0 | 0 | 1 | 0 | 0 | .229 | |
| Mar 09 | at Central Arkansas | *of | 3 | 0 | 0 | 0 | 0 | 0 | 0 | 0 | 0 | 0 | 0 | 0 | 0 | 0 | 2 | 2 | 0 | 0 | .211 | |
| Mar 12 | at South Carolina | *of | 2 | 1 | 0 | 0 | 0 | 0 | 0 | 1 | 0 | 0 | 0 | 0 | 0 | 0 | 0 | 2 | 0 | 0 | .200 | |
| Mar 13 | at South Carolina | *of | 6 | 0 | 0 | 0 | 0 | 0 | 0 | 0 | 0 | 0 | 0 | 0 | 0 | 0 | 1 | 4 | 0 | 0 | .174 | |
| Mar 14 | at South Carolina | *of | 3 | 0 | 1 | 0 | 0 | 0 | 0 | 0 | 0 | 0 | 0 | 0 | 0 | 0 | 0 | 3 | 0 | 0 | .184 | |
| Mar 16 | LIBERTY | *of | 4 | 0 | 0 | 0 | 0 | 0 | 0 | 0 | 0 | 0 | 0 | 0 | 0 | 0 | 0 | 4 | 0 | 0 | .170 | |
| Mar 19 | OLE MISS | ph | 1 | 0 | 0 | 0 | 0 | 0 | 0 | 0 | 0 | 0 | 0 | 0 | 0 | 0 | 0 | 0 | 0 | 0 | .167 | |
| Mar 20 | OLE MISS | of | 0 | 0 | 0 | 0 | 0 | 0 | 0 | 0 | 0 | 0 | 0 | 0 | 0 | 0 | 0 | 0 | 0 | 0 | .167 | |
| Mar 21 | OLE MISS | ph | 0 | 0 | 0 | 0 | 0 | 0 | 0 | 0 | 0 | 0 | 1 | 0 | 0 | 0 | 0 | 0 | 0 | 0 | .167 | |
| Mar 24 | at Kansas | ph/of | 0 | 0 | 0 | 0 | 0 | 0 | 0 | 0 | 0 | 0 | 0 | 0 | 0 | 0 | 0 | 0 | 0 | 0 | .167 | |
| Mar 28 | MISSISSIPPI STA | dh/of | 2 | 0 | 0 | 0 | 0 | 0 | 0 | 0 | 0 | 0 | 1 | 0 | 0 | 0 | 2 | 0 | 0 | 0 | .161 | |
| Apr 02 | at Auburn | ph | 1 | 0 | 0 | 0 | 0 | 0 | 0 | 0 | 0 | 0 | 0 | 0 | 0 | 0 | 1 | 0 | 0 | 0 | .158 | |
| Totals | | | 18gs | 57 | 9 | 9 | 4 | 1 | 2 | 1 | 2 | 0 | 0 | 8 | 1 | 1 | 1 | 16 | 25 | 1 | 0 | .158 |

On base pct. .279 • Slugging pct. .298

Ryan Jackson Career Stats - Arkansas Only

| Year | avg | gp-gs | ab | r | h | 2b | 3b | hr | rbi | tb | slg% | bb | hbp | so | gdp | ob% | sf | sh | sb-att | po | a | e | fld% |
|-------|------|-------|-----|----|----|----|----|----|-----|----|------|----|-----|----|-----|------|----|----|--------|----|---|---|-------|
| 2019 | .212 | 28-7 | 33 | 5 | 7 | 1 | 1 | 0 | 4 | 10 | .303 | 1 | 4 | 11 | 0 | .316 | 0 | 0 | 0-0 | 4 | 0 | 0 | 1.000 |
| 2020 | .323 | 25-25 | 65 | 20 | 21 | 3 | 0 | 5 | 15 | 39 | .600 | 8 | 11 | 9 | 0 | .476 | 0 | 0 | 0-0 | 1 | 0 | 0 | 1.000 |
| 2021 | .158 | 23-18 | 57 | 9 | 9 | 1 | 2 | 1 | 4 | 17 | .298 | 2 | 8 | 16 | 1 | .279 | 1 | 1 | 0-0 | 25 | 1 | 0 | 1.000 |
| TOTAL | .239 | 76-50 | 155 | 34 | 37 | 5 | 3 | 6 | 23 | 66 | .426 | 11 | 23 | 36 | 1 | .374 | 1 | 1 | 0-0 | 30 | 1 | 0 | 1.000 |



VALERIE VENTURA

INF • R/R • 5-6 • Redshirt Sophomore
Oxnard, Calif. • Rio Mesa HS

2

SEASON HIGHS

| Category | No. | Opponent (Last) | Date |
|-------------|-----|------------------|---------|
| Hits | 1 | 3x (Ole Miss) | 3/19/21 |
| Doubles | - | - | - |
| Triples | - | - | - |
| Home Runs | - | - | - |
| Total Bases | 1 | 3x (Ole Miss) | 3/19/21 |
| RBI's | 1 | 2x (Ole Miss) | 3/19/21 |
| Runs | 1 | Oklahoma State | 2/11/21 |
| Walks | - | - | - |
| ABs | 3 | 4x (Kansas City) | 3/23/21 |

CAREER HIGHS

| Category | No. | Opponent (Last) | Date |
|-------------|-----|------------------|---------|
| Hits | 2 | 2x (Villanova) | 2/29/20 |
| Doubles | 1 | Villanova | 2/29/20 |
| Triples | - | - | - |
| Home Runs | - | - | - |
| Total Bases | 3 | Villanova | 2/29/20 |
| RBI's | 1 | 8x (Ole Miss) | 3/19/21 |
| Runs | 2 | Villanova | 2/29/20 |
| Walks | 1 | 2x (Marist) | 2/23/20 |
| ABs | 3 | 8x (Kansas City) | 3/23/21 |

BIO CONTINUED

the 2015 and 2017 First Team All-Ventura County and the First team Pacific View League... 2017 All-Tournament Team for the TNT National Tournament... Hit a three run walk-off home run in the championship game against the Cal A's Quales for her club team... Also lettered four years for the Rio Mesa High School girls basketball team.

Personal

Daughter of Andy and Nancy Ventura... Has two siblings, Andrew and Krystin.

BIO

As a Redshirt Freshman (2020)

Appeared in 24 games, making 18 starts at third base... Made first collegiate appearance as a pinch runner and scored against UTEP (Feb. 7)... Collected first collegiate hit in first start at FGCU (Feb. 16)... Registered first two hit game against Villanova (Feb. 28)... Hit first double against Villanova (Feb. 29)... Notched first RBI against South Dakota State (Feb. 21).

As a Freshman (2019)

Was granted a medical redshirt for her first season at Arkansas.

Prior to Arkansas

Held a career batting average of .468 for Rio Mesa High school... Recorded 102 hits, 72 RBI's, 103 runs, 17 homers while slugging .839... Batted .494 during her senior year of high school with 38 hits on 34 runs with 9 homers while slugging 1.012... Led the team to a 23-0-1 record before suffering an injury during her final season at Rio Mesa... Was named to

GAME-BY-GAME

| Date | Opponent | Pos | AB | R | H | RBI | 2B | 3B | HR | BB | SB | CS | HBP | SAC | SF | GDP | K | PO | A | E | Avq |
|--------|---------------------|-----|----|---|---|-----|----|----|----|----|----|----|-----|-----|----|-----|---|----|----|---|------|
| Feb 11 | vs Oklahoma State | *3b | 3 | 1 | 1 | 1 | 0 | 0 | 0 | 0 | 0 | 0 | 0 | 0 | 0 | 0 | 0 | 1 | 1 | 0 | .333 |
| Feb 20 | at McNeese | pr | 0 | 0 | 0 | 0 | 0 | 0 | 0 | 0 | 0 | 0 | 0 | 0 | 0 | 0 | 0 | 0 | 0 | 0 | .333 |
| Feb 25 | NORTH DAKOTA | pr | 0 | 0 | 0 | 0 | 0 | 0 | 0 | 0 | 0 | 0 | 0 | 0 | 0 | 0 | 0 | 0 | 0 | 0 | .333 |
| Feb 26 | TEXAS TECH | ph | 1 | 0 | 0 | 0 | 0 | 0 | 0 | 0 | 0 | 0 | 0 | 0 | 0 | 0 | 0 | 0 | 0 | 0 | .250 |
| Mar 05 | KANSAS | pr | 0 | 0 | 0 | 0 | 0 | 0 | 0 | 0 | 0 | 0 | 0 | 0 | 0 | 0 | 0 | 0 | 0 | 0 | .250 |
| Mar 06 | NORTHWESTERN | 3b | 0 | 0 | 0 | 0 | 0 | 0 | 0 | 0 | 0 | 0 | 0 | 0 | 0 | 0 | 0 | 0 | 1 | 0 | .250 |
| Mar 09 | at Central Arkansas | 3b | 0 | 0 | 0 | 0 | 0 | 0 | 0 | 0 | 0 | 0 | 0 | 0 | 0 | 0 | 0 | 0 | 0 | 0 | .250 |
| Mar 13 | at South Carolina | pr | 0 | 0 | 0 | 0 | 0 | 0 | 0 | 0 | 0 | 0 | 0 | 0 | 0 | 0 | 0 | 0 | 0 | 0 | .250 |
| Mar 16 | LIBERTY | 3b | 1 | 0 | 1 | 0 | 0 | 0 | 0 | 0 | 0 | 0 | 0 | 0 | 0 | 0 | 0 | 1 | 3 | 0 | .400 |
| Mar 19 | OLE MISS | *3b | 3 | 0 | 1 | 1 | 0 | 0 | 0 | 0 | 0 | 0 | 0 | 0 | 0 | 0 | 2 | 4 | 0 | 0 | .375 |
| Mar 20 | OLE MISS | *3b | 3 | 0 | 0 | 0 | 0 | 0 | 0 | 0 | 0 | 0 | 0 | 0 | 0 | 0 | 2 | 0 | 5 | 2 | .273 |
| Mar 21 | OLE MISS | *3b | 2 | 0 | 0 | 0 | 0 | 0 | 0 | 0 | 0 | 0 | 0 | 0 | 0 | 0 | 2 | 1 | 1 | 0 | .231 |
| Mar 23 | at Kansas City | *3b | 3 | 0 | 0 | 0 | 0 | 0 | 0 | 0 | 0 | 0 | 0 | 0 | 0 | 0 | 2 | 1 | 5 | 0 | .188 |
| Mar 24 | at Kansas | *3b | 2 | 0 | 0 | 0 | 0 | 0 | 0 | 0 | 0 | 0 | 0 | 0 | 0 | 0 | 0 | 1 | 2 | 0 | .167 |
| Mar 26 | MISSISSIPPI STA | *3b | 2 | 0 | 0 | 0 | 0 | 0 | 0 | 0 | 0 | 0 | 0 | 0 | 0 | 0 | 0 | 1 | 3 | 1 | .150 |
| Mar 27 | MISSISSIPPI STA | *3b | 0 | 0 | 0 | 0 | 0 | 0 | 0 | 0 | 0 | 0 | 0 | 0 | 0 | 0 | 0 | 0 | 1 | 2 | .150 |
| Totals | | 8gs | 20 | 1 | 3 | 2 | 0 | 0 | 0 | 0 | 0 | 0 | 0 | 0 | 0 | 0 | 8 | 11 | 22 | 4 | .150 |

On base pct. .150 • Slugging pct. .150

Valerie Ventura Career Stats

| Year | avg | gp-gs | ab | r | h | 2b | 3b | hr | rbi | tb | slq% | bb | hbp | so | gdp | ob% | sf | sh | sb-att | po | a | e | fld% |
|-------|------|-------|----|----|----|----|----|----|-----|----|------|----|-----|----|-----|------|----|----|--------|----|----|---|------|
| 2020 | .263 | 24-18 | 38 | 10 | 10 | 1 | 0 | 0 | 6 | 11 | .289 | 2 | 0 | 10 | 2 | .300 | 0 | 3 | 0-0 | 10 | 39 | 4 | .925 |
| 2021 | .150 | 16-8 | 20 | 1 | 3 | 0 | 0 | 0 | 2 | 3 | .150 | 0 | 0 | 8 | 0 | .150 | 0 | 0 | 0-0 | 11 | 22 | 4 | .892 |
| TOTAL | .224 | 40-26 | 58 | 11 | 13 | 1 | 0 | 0 | 8 | 14 | .241 | 2 | 0 | 18 | 2 | .250 | 0 | 3 | 0-0 | 21 | 61 | 8 | .911 |



LARISSA CESENA

INF • R/R • 5-7 • Redshirt Sophomore
Riverside, Calif. • Martin Luther King HS

3

SEASON HIGHS

| Category | No. | Opponent (Last) | Date |
|-------------|-----|--------------------|---------|
| Hits | 1 | 4x (Auburn) | 4/3/21 |
| Doubles | 1 | Auburn | 4/3/21 |
| Triples | - | - | - |
| Home Runs | - | - | - |
| Total Bases | 2 | Auburn | 4/3/21 |
| RBI's | 1 | 2x (Kansas City) | 3/23/21 |
| Runs | 2 | Georgia | 4/16/21 |
| Walks | 1 | 4x (Georgia) | 4/16/21 |
| AB's | 3 | North Dakota State | 2/25/21 |

CAREER HIGHS

| Category | No. | Opponent (Last) | Date |
|-------------|-----|-----------------------|---------|
| Hits | 1 | 6x (Auburn) | 4/3/21 |
| Doubles | 1 | Auburn | 4/3/21 |
| Triples | - | - | - |
| Home Runs | - | - | - |
| Total Bases | 2 | Auburn | 4/3/21 |
| RBI's | 1 | (2x) Kansas City | 3/23/21 |
| Runs | 2 | Georgia | 4/16/21 |
| Walks | 1 | 5x (Georgia) | 4/16/21 |
| AB's | 3 | 2x (North Dakota St.) | 2/25/21 |

BIO CONTINUED

finish at PGF Nationals in 2016... Was also a member of her school's track team and owns two school records.

Personal

Daughter of Eddie and Misti Cesena... Has two younger brothers, Seth and Luke... Aunt, Mia Cesena, played softball at Loyola Marymount (2006-09) and was a two-time all-conference selection... Majoring in Recreation and Sports Management... Goes by the nickname Lari... Has over 55k followers on Tik Tok (@Lariluv) and post of this year's videoboard shoot has over 980k views.

BIO

As a Redshirt Freshman (2020)

Played in nine games and made one start at second base... Went 2-for-8 at the plate, scored three runs and drew one walk... In collegiate debut hit a pinch hit single and scored a run against UTEP (Feb. 7)... Made first start at second base against Bradley (Feb. 7)... Scored game tying run in the bottom of the seventh inning in a come-from-behind win over Kansas (March 10).

As a Freshman (2019)

Was granted a medical redshirt for her first season at Arkansas.

Prior to Arkansas

Ranked No. 48 in the final FloSoftball Hot 100... Led Martin Luther King High School to four appearances to the CIF playoffs, earning team MVP honors after her junior season... As a member of the Explosion Travel ball team, was part of a top-eight

GAME-BY-GAME

| Date | Opponent | Pos | AB | R | H | RBI | 2B | 3B | HR | BB | SB | CS | HBP | SAC | SF | GDP | K | PO | A | E | Avg |
|--------|-------------------|-------|-----|----|---|-----|----|----|----|----|----|----|-----|-----|----|-----|----|----|---|---|------|
| Feb 11 | vs Oklahoma State | *of | 2 | 0 | 0 | 0 | 0 | 0 | 0 | 0 | 0 | 0 | 0 | 0 | 0 | 0 | 2 | 0 | 0 | 0 | .000 |
| Feb 20 | at McNeese | pr | 0 | 0 | 0 | 0 | 0 | 0 | 0 | 0 | 0 | 0 | 0 | 0 | 0 | 0 | 0 | 0 | 0 | 0 | .000 |
| Feb 21 | at McNeese | pr | 0 | 1 | 0 | 0 | 0 | 0 | 0 | 0 | 0 | 0 | 0 | 0 | 0 | 0 | 0 | 0 | 0 | 0 | .000 |
| Feb 22 | at UT Arlington-2 | pr | 0 | 0 | 0 | 0 | 0 | 0 | 0 | 0 | 0 | 0 | 0 | 0 | 0 | 0 | 0 | 0 | 0 | 0 | .000 |
| Feb 25 | NORTH DAKOTA | *of | 2 | 0 | 1 | 1 | 0 | 0 | 0 | 0 | 0 | 1 | 0 | 0 | 0 | 0 | 1 | 0 | 0 | 0 | .250 |
| Feb 25 | NORTH DAKOTA | *of | 3 | 0 | 0 | 0 | 0 | 0 | 0 | 0 | 0 | 0 | 0 | 0 | 0 | 0 | 1 | 0 | 0 | 0 | .143 |
| Feb 26 | TEXAS TECH | *of | 1 | 1 | 0 | 0 | 0 | 0 | 0 | 1 | 0 | 0 | 0 | 0 | 0 | 0 | 1 | 0 | 0 | 0 | .125 |
| Feb 26 | SOUTHEAST MIS | *of | 2 | 0 | 0 | 0 | 0 | 0 | 0 | 0 | 0 | 0 | 0 | 1 | 0 | 0 | 0 | 0 | 1 | 0 | .100 |
| Feb 28 | TEXAS TECH | pr | 0 | 0 | 0 | 0 | 0 | 0 | 0 | 0 | 0 | 0 | 0 | 0 | 0 | 0 | 0 | 0 | 0 | 0 | .100 |
| Mar 04 | DRAKE-1 | of | 0 | 0 | 0 | 0 | 0 | 0 | 0 | 0 | 0 | 0 | 0 | 0 | 0 | 0 | 0 | 1 | 0 | 0 | .100 |
| Mar 04 | DRAKE-2 | pr | 0 | 1 | 0 | 0 | 0 | 0 | 0 | 0 | 0 | 0 | 0 | 0 | 0 | 0 | 0 | 0 | 0 | 0 | .100 |
| Mar 05 | KANSAS | of | 0 | 0 | 0 | 0 | 0 | 0 | 0 | 0 | 0 | 0 | 0 | 0 | 0 | 0 | 0 | 0 | 0 | 0 | .100 |
| Mar 06 | NORTHWESTERN | ph/of | 0 | 0 | 0 | 0 | 0 | 0 | 0 | 1 | 0 | 0 | 0 | 0 | 0 | 0 | 0 | 0 | 0 | 0 | .100 |
| Mar 12 | at South Carolina | pr/of | 0 | 0 | 0 | 0 | 0 | 0 | 0 | 0 | 0 | 0 | 0 | 1 | 0 | 0 | 0 | 1 | 0 | 0 | .100 |
| Mar 13 | at South Carolina | of | 0 | 0 | 0 | 0 | 0 | 0 | 0 | 0 | 0 | 0 | 0 | 0 | 0 | 0 | 0 | 0 | 0 | 0 | .100 |
| Mar 14 | at South Carolina | pr/of | 0 | 0 | 0 | 0 | 0 | 0 | 0 | 1 | 0 | 0 | 0 | 0 | 0 | 0 | 0 | 1 | 0 | 0 | .100 |
| Mar 16 | LIBERTY | pr/of | 0 | 0 | 0 | 0 | 0 | 0 | 0 | 0 | 0 | 0 | 0 | 0 | 0 | 0 | 0 | 0 | 0 | 0 | .100 |
| Mar 19 | OLE MISS | of | 0 | 0 | 0 | 0 | 0 | 0 | 0 | 0 | 0 | 0 | 0 | 0 | 0 | 0 | 0 | 1 | 0 | 0 | .100 |
| Mar 20 | OLE MISS | of | 0 | 0 | 0 | 0 | 0 | 0 | 0 | 0 | 0 | 0 | 0 | 0 | 0 | 0 | 0 | 0 | 0 | 0 | .100 |
| Mar 21 | OLE MISS | of | 0 | 0 | 0 | 0 | 0 | 0 | 0 | 0 | 0 | 0 | 0 | 0 | 0 | 0 | 0 | 0 | 0 | 0 | .100 |
| Mar 23 | at Kansas City | of | 2 | 1 | 1 | 1 | 0 | 0 | 0 | 0 | 0 | 0 | 0 | 0 | 0 | 0 | 0 | 0 | 0 | 0 | .167 |
| Mar 24 | at Kansas | pr/of | 2 | 0 | 1 | 0 | 0 | 0 | 0 | 0 | 0 | 0 | 0 | 0 | 0 | 0 | 1 | 2 | 0 | 0 | .214 |
| Mar 26 | MISSISSIPPI STA | of | 0 | 0 | 0 | 0 | 0 | 0 | 0 | 0 | 0 | 0 | 0 | 0 | 0 | 0 | 0 | 0 | 0 | 0 | .214 |
| Mar 27 | MISSISSIPPI STA | pr/of | 0 | 1 | 0 | 0 | 0 | 0 | 0 | 0 | 0 | 0 | 0 | 0 | 0 | 0 | 0 | 0 | 0 | 0 | .214 |
| Mar 28 | MISSISSIPPI STA | of | 0 | 0 | 0 | 0 | 0 | 0 | 0 | 0 | 0 | 0 | 0 | 0 | 0 | 0 | 0 | 0 | 0 | 0 | .214 |
| Apr 01 | at Auburn | ph/of | 1 | 0 | 0 | 0 | 0 | 0 | 0 | 0 | 0 | 0 | 0 | 0 | 0 | 0 | 1 | 0 | 0 | 0 | .200 |
| Apr 02 | at Auburn | pr/of | 1 | 0 | 0 | 0 | 0 | 0 | 0 | 0 | 0 | 0 | 0 | 0 | 0 | 0 | 1 | 0 | 0 | 0 | .188 |
| Apr 03 | at Auburn | of | 2 | 0 | 1 | 0 | 1 | 0 | 0 | 0 | 0 | 0 | 0 | 0 | 0 | 0 | 0 | 1 | 0 | 0 | .222 |
| Apr 06 | MISSOURI STATE | of | 1 | 0 | 0 | 0 | 0 | 0 | 0 | 0 | 0 | 0 | 0 | 0 | 0 | 0 | 0 | 1 | 0 | 0 | .211 |
| Apr 09 | ALABAMA | pr/of | 0 | 0 | 0 | 0 | 0 | 0 | 0 | 0 | 0 | 0 | 0 | 0 | 0 | 0 | 0 | 0 | 0 | 0 | .190 |
| Apr 10 | ALABAMA | of | 2 | 0 | 0 | 0 | 0 | 0 | 0 | 0 | 0 | 0 | 0 | 0 | 0 | 0 | 1 | 0 | 0 | 0 | .190 |
| Apr 11 | ALABAMA | of | 1 | 0 | 0 | 0 | 0 | 0 | 0 | 0 | 0 | 0 | 0 | 0 | 0 | 0 | 1 | 0 | 0 | 0 | .182 |
| Apr 16 | at Georgia | pr/of | 0 | 2 | 0 | 0 | 0 | 0 | 0 | 1 | 0 | 0 | 0 | 0 | 0 | 0 | 0 | 1 | 0 | 0 | .182 |
| Apr 17 | at Georgia | of | 2 | 0 | 0 | 0 | 0 | 0 | 0 | 0 | 0 | 0 | 0 | 0 | 0 | 0 | 2 | 3 | 0 | 0 | .167 |
| Apr 18 | at Georgia | pr/of | 0 | 0 | 0 | 0 | 0 | 0 | 0 | 0 | 0 | 0 | 0 | 0 | 0 | 0 | 0 | 0 | 0 | 0 | .167 |
| Totals | | | 5gs | 24 | 7 | 4 | 2 | 1 | 0 | 4 | 0 | 0 | 1 | 2 | 0 | 0 | 13 | 12 | 0 | 0 | .167 |

On base pct. .310 • Slugging pct. .208

Larissa Cesena Career Stats

| Year | avg | gp-gs | ab | r | h | 2b | 3b | hr | rbi | tb | slg% | bb | hbp | so | gdp | ob% | sf | sh | sb-att | po | a | e | fld% |
|-------|------|-------|----|----|---|----|----|----|-----|----|------|----|-----|----|-----|------|----|----|--------|----|---|---|-------|
| 2020 | .250 | 9-1 | 8 | 3 | 2 | 0 | 0 | 0 | 0 | 2 | .250 | 1 | 0 | 2 | 0 | .333 | 0 | 0 | 0-0 | 1 | 2 | 0 | 1.000 |
| 2021 | .167 | 35-5 | 24 | 7 | 4 | 1 | 0 | 0 | 2 | 5 | .208 | 4 | 1 | 13 | 0 | .310 | 0 | 2 | 0-0 | 12 | 0 | 0 | 1.000 |
| TOTAL | .188 | 44-6 | 32 | 10 | 6 | 1 | 0 | 0 | 2 | 7 | .219 | 5 | 1 | 15 | 0 | .316 | 0 | 2 | 0-0 | 13 | 2 | 0 | 1.000 |



MARY HAFF

RHP • R/R • 5-10 • Redshirt Junior
Winter Haven, Fla. • Lake Region HS

4

SEASON HIGHS

| Category | No. | Opponent (Last) | Date |
|----------------|------|------------------|---------|
| Innings | 10.0 | Liberty | 3/16/21 |
| Longest Start | 10.0 | Liberty | 3/16/21 |
| Shortest Start | 3.0 | Oklahoma State | 2/11/21 |
| Longest Relief | 8.2 | McNeese | 2/20/21 |
| Hits | 8 | Central Arkansas | 3/9/21 |
| Runs | 5 | Alabama | 4/9/21 |
| Earned Runs | 5 | Alabama | 4/9/21 |
| Walks | 6 | McNeese | 2/21/21 |
| Strikeouts | 11 | Central Arkansas | 3/9/21 |
| Pitches | 149 | McNeese | 2/20/21 |

CAREER HIGHS

| Category | No. | Opponent (Last) | Date |
|----------------|------|-----------------|---------|
| Innings | 10.0 | Liberty | 3/16/21 |
| Longest Start | 10.0 | Liberty | 3/16/21 |
| Shortest Start | 0.1 | Ole Miss | 3/9/19 |
| Longest Relief | 8.2 | McNeese | 2/20/21 |
| Hits | 10 | LSU | 5/4/18 |
| Runs | 7 | UTA | 3/26/19 |
| Earned Runs | 5 | 3x (Alabama) | 4/9/21 |
| Walks | 6 | McNeese | 2/21/21 |
| Strikeouts | 16 | Furman | 4/14/19 |
| Pitches | 149 | McNeese | 2/20/21 |

BIO CONTINUED

(7.6) and 15th in ERA Recorded a three inning save, striking out four vs. Furman (Feb. 15)... Threw a season-high 6.1 innings of shutout ball, allowing two hits against Montana (Feb. 22).

As a Sophomore (2019)

Recorded seven shutouts and three one-hitter performances... Started the season throwing 20 consecutive innings without allowing a run... Recorded a career-high and tied the program single-game record with 16 strikeouts in 7.2 innings against Furman (April 14)... Posted five 10+ strikeout performances... tied for most saves in a season in school history.

As a Freshman (2018)

29 wins is a single-season program best... Threw the seventh no-hitter in program history in a 9-0 win over Northern Colorado (March 2)... Registered seven one-hitters ... Had 12 outings posting seven or more strikeouts coupled with one or fewer walks... Tallied three wins without allowing a run in 18.2 innings, including a pair of complete-game shutouts over DePaul (May 18) and Wichita State (May 19) in the NCAA Fayetteville Regional.

Personal

Daughter of Ron and Tula Haff... Majoring in Pre Med ... Broke her ankle during prime recruiting year in high school, Deifel saw her at a premier tournament in Colorado and said "I went and saw her and was like, 'Holy crap, she's still available.'"

BIO

Career Accolades

NFCA Second Team All-South Region (2018)... NFCA Third Team All-South Region (2019)... All-SEC Second Team (2018)... SEC All-Tournament Team (2018)... SEC All-Freshman Team (2018)... SEC Pitcher of the Week (2019, 2021)... SEC Freshman of the Week (3x, 2018)... Preseason All-SEC (2019)... USA Softball Collegiate Player of the Year Top 50 Watchlist (2019)... NFCA National Freshman of the Year Finalist (2018)

As a Redshirt Junior (2021)

Recorded ninth career save at UTA (Feb. 22), tying the school career record... Threw second career no-hitter against Texas Tech (Feb. 26), one error away from a perfect game... Faced one over minimum in four innings vs. Northwestern State (March 6)... sch. record 10th career save at South Carolina (March 14)... SEC Pitcher of the Week (March 30) for second time in her career.

As a Junior (2020)

Struck out a season-high 12 vs. UIC (Feb. 15)... Ranked ninth in the SEC in strikeout-to-walk ratio (3.64), 13th in strikeouts per seven innings

GAME-BY-GAME

| Date | Opponent | GS | IP | H | R | ER | BB | SO | 2B | 3B | HR | WP | BK | HBP | IBB | Score | W-L | Sv | ERA | NP |
|--------|---------------------|----|------|-------|----|----|----|----|-----|----|----|----|----|-----|-----|---------|------|----|------|-----|
| Feb 11 | vs Oklahoma State | * | 3.0 | 4 | 4 | 1 | 1 | 5 | 0 | 0 | 1 | 0 | 0 | 0 | 0 | 11-12 | 0-1 | 0 | 2.33 | 65 |
| Feb 20 | at McNeese | * | 8.2 | 6 | 0 | 0 | 4 | 9 | 0 | 0 | 0 | 1 | 0 | 1 | 0 | 6-4 | 1-1 | 0 | 0.60 | 149 |
| Feb 21 | vs Baylor | * | 7.0 | 3 | 2 | 2 | 0 | 7 | 0 | 0 | 1 | 0 | 0 | 0 | 0 | 7-2 | 2-1 | 0 | 1.12 | 81 |
| Feb 21 | at McNeese | * | 4.0 | 1 | 1 | 1 | 6 | 2 | 0 | 0 | 0 | 0 | 1 | 0 | 0 | 3-1 | 3-1 | 0 | 1.24 | 80 |
| Feb 22 | at UT Arlington-2 | * | 0.1 | 0 | 0 | 0 | 0 | 0 | 0 | 0 | 0 | 0 | 0 | 0 | 0 | 4-3 | 3-1 | 1 | 1.22 | 3 |
| Feb 25 | NORTH DAKOTA | * | 7.0 | 2 | 0 | 0 | 2 | 10 | 0 | 0 | 0 | 0 | 0 | 0 | 0 | 5-0 | 4-1 | 1 | 0.93 | 100 |
| Feb 26 | TEXAS TECH | * | 5.0 | 0 | 0 | 0 | 0 | 6 | 0 | 0 | 0 | 0 | 0 | 0 | 0 | 9-0 | 5-1 | 1 | 0.80 | 61 |
| Feb 28 | TEXAS TECH | * | 6.0 | 3 | 0 | 0 | 0 | 4 | 1 | 0 | 0 | 0 | 0 | 0 | 0 | 8-0 | 6-1 | 1 | 0.68 | 59 |
| Mar 04 | DRAKE-1 | * | 4.0 | 5 | 2 | 2 | 3 | 4 | 2 | 0 | 0 | 0 | 0 | 0 | 0 | 6-3 | 6-1 | 1 | 0.93 | 74 |
| Mar 04 | DRAKE-2 | * | 2.2 | 3 | 2 | 1 | 0 | 5 | 0 | 0 | 0 | 0 | 1 | 0 | 0 | 6-4 | 7-1 | 1 | 1.03 | 35 |
| Mar 05 | KANSAS | * | 4.2 | 2 | 0 | 0 | 0 | 7 | 1 | 0 | 0 | 0 | 0 | 0 | 0 | 8-3 | 8-1 | 1 | 0.94 | 70 |
| Mar 06 | NORTHWESTERN | * | 4.0 | 1 | 0 | 0 | 0 | 6 | 0 | 0 | 0 | 0 | 0 | 0 | 0 | 13-2 | 9-1 | 1 | 0.87 | 56 |
| Mar 09 | at Central Arkansas | * | 7.0 | 8 | 1 | 1 | 1 | 11 | 0 | 0 | 1 | 0 | 0 | 0 | 0 | 4-1 | 10-1 | 1 | 0.88 | 119 |
| Mar 12 | at South Carolina | * | 7.0 | 6 | 1 | 1 | 0 | 10 | 0 | 0 | 0 | 0 | 0 | 0 | 0 | 4-1 | 11-1 | 1 | 0.90 | 97 |
| Mar 13 | at South Carolina | * | 5.0 | 3 | 1 | 1 | 1 | 4 | 0 | 0 | 0 | 1 | 0 | 0 | 0 | 7-5 | 12-1 | 1 | 0.93 | 59 |
| Mar 14 | at South Carolina | * | 2.2 | 0 | 0 | 0 | 0 | 2 | 0 | 0 | 0 | 0 | 0 | 0 | 0 | 3-2 | 12-1 | 2 | 0.90 | 17 |
| Mar 16 | LIBERTY | * | 10.0 | 6 | 2 | 2 | 0 | 9 | 0 | 0 | 1 | 0 | 0 | 0 | 0 | 0-2 | 12-2 | 2 | 0.95 | 118 |
| Mar 19 | OLE MISS | * | 7.0 | 7 | 1 | 0 | 0 | 4 | 1 | 0 | 0 | 0 | 1 | 0 | 0 | 5-1 | 13-2 | 2 | 0.88 | 94 |
| Mar 20 | OLE MISS | * | 1.2 | 0 | 0 | 0 | 0 | 4 | 0 | 0 | 0 | 0 | 1 | 0 | 0 | 3-2 | 14-2 | 2 | 0.87 | 28 |
| Mar 24 | at Kansas | * | 6.0 | 3 | 4 | 3 | 1 | 9 | 0 | 0 | 2 | 0 | 1 | 0 | 0 | 7-4 | 15-2 | 2 | 1.02 | 99 |
| Mar 26 | MISSISSIPPI STA | * | 5.2 | 4 | 0 | 0 | 1 | 4 | 1 | 0 | 0 | 0 | 1 | 0 | 0 | 2-0 | 16-2 | 2 | 0.97 | 75 |
| Mar 27 | MISSISSIPPI STA | * | 1.2 | 0 | 0 | 0 | 1 | 2 | 0 | 0 | 0 | 0 | 0 | 0 | 0 | 1-7 | 16-2 | 3 | 0.95 | 20 |
| Mar 28 | MISSISSIPPI STA | * | 7.0 | 4 | 3 | 3 | 2 | 9 | 0 | 0 | 2 | 0 | 0 | 0 | 0 | 4-3 | 17-2 | 3 | 1.08 | 113 |
| Apr 01 | at Auburn | * | 7.0 | 3 | 1 | 1 | 1 | 4 | 0 | 0 | 0 | 0 | 0 | 0 | 0 | 6-1 | 18-2 | 3 | 1.07 | 89 |
| Apr 09 | ALABAMA | * | 3.2 | 6 | 5 | 5 | 0 | 3 | 1 | 0 | 2 | 0 | 0 | 0 | 0 | 3-5 | 18-3 | 3 | 1.32 | 63 |
| Apr 11 | ALABAMA | * | 0.1 | 0 | 0 | 0 | 0 | 0 | 0 | 0 | 0 | 0 | 0 | 0 | 0 | 0-2 | 18-3 | 3 | 1.31 | 2 |
| Apr 16 | at Georgia | * | 3.0 | 4 | 1 | 1 | 0 | 5 | 0 | 0 | 1 | 0 | 0 | 1 | 0 | 10-3 | 18-3 | 4 | 1.34 | 50 |
| Apr 17 | at Georgia | * | 7.0 | 3 | 2 | 2 | 1 | 5 | 1 | 0 | 1 | 0 | 0 | 1 | 0 | 5-2 | 19-3 | 4 | 1.37 | 73 |
| Apr 18 | at Georgia | * | 0.2 | 0 | 0 | 0 | 0 | 1 | 0 | 0 | 0 | 0 | 0 | 0 | 0 | 5-2 | 19-3 | 5 | 1.36 | 8 |
| Totals | | | 17 | 138.2 | 87 | 33 | 27 | 25 | 151 | 8 | 0 | 12 | 2 | 0 | 9 | 1162-77 | 19-3 | 5 | 1.36 | - |

Mary Haff Career Stats

| Year | era | w-l | app | qs | cq | sho | sv | ip | h | r | er | bb | so | 2b | 3b | hr | bf | bavg | wp | hbp | bk | sfa | sha |
|-------|------|-------|-----|----|----|------|----|-------|-----|-----|-----|-----|-----|----|----|----|------|------|----|-----|----|-----|-----|
| 2018 | 1.51 | 29-7 | 45 | 31 | 19 | 11/1 | 2 | 213.1 | 118 | 53 | 46 | 44 | 249 | 16 | 1 | 20 | 827 | .157 | 9 | 20 | 0 | 0 | 11 |
| 2019 | 1.88 | 18-11 | 41 | 26 | 11 | 7/0 | 5 | 160.1 | 112 | 63 | 43 | 32 | 180 | 19 | 1 | 14 | 665 | .190 | 9 | 29 | 0 | 2 | 14 |
| 2020 | 1.89 | 4-1 | 13 | 6 | 1 | 0/1 | 1 | 37.0 | 32 | 15 | 10 | 11 | 40 | 4 | 2 | 6 | 157 | .227 | 1 | 3 | 0 | 1 | 1 |
| 2021 | 1.36 | 19-3 | 29 | 17 | 11 | 3/1 | 5 | 138.2 | 87 | 33 | 27 | 25 | 151 | 8 | 0 | 12 | 538 | .177 | 2 | 9 | 0 | 4 | 9 |
| TOTAL | 1.61 | 70-22 | 128 | 80 | 42 | 21/3 | 13 | 549.1 | 349 | 164 | 126 | 112 | 620 | 47 | 4 | 52 | 2187 | .177 | 21 | 61 | 0 | 7 | 35 |



LAUREN HOWELL

RHP • R/R • 5-7 • Freshman
Jefferson City, Mo. • Helias Catholic HS

5

SEASON HIGHS

| Category | No. | Opponent (Last) | Date |
|----------------|-----|-----------------------|---------|
| Innings | 4.1 | 2x (Drake) | 3/4/21 |
| Longest Start | 4.1 | 2x (Drake) | 3/4/21 |
| Shortest Start | 3.1 | McNeese | 2/20/21 |
| Longest Relief | 2.2 | Oklahoma State | 2/11/21 |
| Hits | 6 | 2x (Northwestern St.) | 3/5/21 |
| Runs | 4 | 2x (UTA) | 2/22/21 |
| Earned Runs | 3 | 3x (UTA) | 2/22/21 |
| Walks | 5 | UTA | 2/22/21 |
| Strikeouts | 3 | Southeast Missouri | 2/26/21 |
| Pitches | 85 | UTA | 2/22/21 |

CAREER HIGHS

| Category | No. | Opponent (Last) | Date |
|----------------|-----|-----------------------|---------|
| Innings | 4.1 | 2x (Drake) | 3/4/21 |
| Longest Start | 4.1 | 2x (Drake) | 3/4/21 |
| Shortest Start | 3.1 | McNeese | 2/20/21 |
| Longest Relief | 2.2 | Oklahoma State | 2/11/21 |
| Hits | 6 | 2x (Northwestern St.) | 3/5/21 |
| Runs | 4 | 2x (UTA) | 2/22/21 |
| Earned Runs | 3 | 3x (UTA) | 2/22/21 |
| Walks | 5 | UTA | 2/22/21 |
| Strikeouts | 3 | Southeast Missouri | 2/26/21 |
| Pitches | 85 | UTA | 2/22/21 |

BIO CONTINUED

Personal

Daughter of Jay and Rachelle Howell ... Has two younger siblings, Hayden and Harper ... Plans to major in business ... After her playing career, wants to take over the family business, Howell's Carpet ... Competed in dance and cheerleading prior to playing softball

BIO

As a Freshman (2021)

First career win at UTA, pitching 4.1 innings in second career start.

Prior to Arkansas

Finished Helias Catholic High School career with a 1.40 ERA, 47-11 record and 646 strikeouts ... Rated the No. 31 overall prospect in the 2020 class by Extralnnings and No. 40 by FloSoftball ... Tabbed the No. 15 pitcher in her class by Extralnnings ... Named to the Class 3A All-State First Team as a sophomore and junior ... Selected to the Class 3A All-Region First team as a sophomore and junior ... Three-time First Team All-District selection ... Earned Academic All-State recognition as a junior and senior and was on the honor roll all four years of high school ... Went 4-0 inside the circle and recorded two saves over 34 innings pitched in her injury-shortened senior campaign ... Compiled a 1.44 ERA with 67 strikeouts to 12 walks ... Part of a Crusader team that captured the 2019 Class 3 state championship ... As a junior compiled a 0.64 ERA in 132 innings with 214 strikeouts ... Played travel ball for the DeMarini Aces ... Struck out 214 with a 1.50 ERA for the Aces in 2019.

GAME-BY-GAME

| Date | Opponent | GS | IP | H | R | ER | BB | SO | 2B | 3B | HR | WP | BK | HBP | IBB | Score | W-L | Sv | ERA | NP |
|--------|-------------------|----|-----|------|----|----|----|----|----|----|----|----|----|-----|-----|-------|-----|----|------|----|
| Feb 11 | vs Oklahoma State | * | 2.2 | 5 | 4 | 3 | 0 | 1 | 2 | 0 | 0 | 1 | 0 | 0 | 0 | 11-12 | 0-0 | 0 | 7.88 | 51 |
| Feb 20 | at McNeese | * | 3.1 | 1 | 3 | 3 | 3 | 0 | 0 | 0 | 0 | 0 | 0 | 2 | 0 | 4-7 | 0-0 | 0 | 7.00 | 55 |
| Feb 22 | at UT Arlington-1 | * | 4.1 | 2 | 4 | 3 | 5 | 0 | 2 | 0 | 0 | 1 | 0 | 1 | 0 | 10-6 | 1-0 | 0 | 6.10 | 85 |
| Feb 26 | SOUTHEAST MIS | * | 2.2 | 2 | 1 | 1 | 0 | 3 | 0 | 0 | 0 | 1 | 0 | 0 | 0 | 9-3 | 1-0 | 0 | 5.38 | 41 |
| Mar 04 | DRAKE-2 | * | 4.1 | 6 | 2 | 2 | 0 | 1 | 0 | 0 | 0 | 0 | 0 | 0 | 0 | 6-4 | 1-0 | 0 | 4.85 | 64 |
| Mar 05 | NORTHWESTERN | * | 2.0 | 6 | 1 | 0 | 1 | 1 | 0 | 0 | 0 | 0 | 0 | 0 | 0 | 13-5 | 2-0 | 0 | 4.34 | 43 |
| Mar 13 | at South Carolina | * | 2.0 | 1 | 3 | 2 | 2 | 2 | 1 | 0 | 0 | 1 | 0 | 1 | 0 | 7-5 | 2-0 | 0 | 4.59 | 46 |
| Totals | | | 4 | 21.1 | 23 | 18 | 14 | 11 | 8 | 5 | 0 | 4 | 0 | 4 | 0 | 60-42 | 2-0 | 0 | 4.59 | - |

Lauren Howell Career Stats

| Year | era | w-l | app | qs | cq | sho | sv | ip | h | r | er | bb | so | 2b | 3b | hr | bf | bavq | wp | hbp | bk | sfa | sha |
|-------|------|-----|-----|----|----|-----|----|------|----|----|----|----|----|----|----|----|-----|------|----|-----|----|-----|-----|
| 2021 | 4.59 | 2-0 | 7 | 4 | 0 | 0/0 | 0 | 21.1 | 23 | 18 | 14 | 11 | 8 | 5 | 0 | 0 | 102 | .267 | 4 | 4 | 0 | 0 | 1 |
| TOTAL | 4.59 | 2-0 | 7 | 4 | 0 | 0/0 | 0 | 21.1 | 23 | 18 | 14 | 11 | 8 | 5 | 0 | 0 | 102 | .267 | 4 | 4 | 0 | 0 | 1 |



CALLY KILDOW

UTL • R/R • 5-7 • Freshman
Gravette, Ark. • Gravette HS

6

SEASON HIGHS

| Category | No. | Opponent (Last) | Date |
|-------------|-----|-----------------|---------|
| Hits | - | - | - |
| Doubles | - | - | - |
| Triples | - | - | - |
| Home Runs | - | - | - |
| Total Bases | - | - | - |
| RBI | - | - | - |
| Runs | 1 | 8x (Alabama) | 4/10/21 |
| Walks | - | - | - |
| ABs | - | - | - |

CAREER HIGHS

| Category | No. | Opponent (Last) | Date |
|-------------|-----|-----------------|---------|
| Hits | - | - | - |
| Doubles | - | - | - |
| Triples | - | - | - |
| Home Runs | - | - | - |
| Total Bases | - | - | - |
| RBI | - | - | - |
| Runs | 1 | 8x (Alabama) | 4/10/21 |
| Walks | - | - | - |
| ABs | - | - | - |

BIO CONTINUED

one home run, 32 RBIs and 12 runs scored over 31 games played ... Slashed .443/.473/.660 ... Inside the circle appeared in 31 games and threw 185 innings while commanding a 0.53 ERA ... Went 23-7 and compiled 16 shutouts with three no-hitters and two perfect games ... Struck out 331 hitters while only walking 29 and limited the opposition to a .134 batting average ... Played travel ball for the DeMarini Aces and garnered USA Elite All-American honors in 2014 ... Also played basketball for two seasons at Gravette and averaged 11.0 points per game ... Additionally competed in track and field for Gravette.

Personal

Has two siblings, McCoy and Sydney ... Plans on majoring in business and working in the fashion design industry after graduation.

BIO

Prior to Arkansas

Three-time letter winner at Gravette High School for head coach Taos Jones ... Posted a career ERA of 1.14 and a .448 batting average ... In addition to her pitching duties, played shortstop and third base ... Rated No. 57 in the FloSoftball Hot 100 and No. 121 prospect by Extralinnings ... Ranks inside the top-10 in numerous Arkansas state high school single-season records ... Her 331 strikeouts in 2017 ranks third-most in a single-season in Arkansas state history ... Her 16 shutouts in 2017 rank second all-time in a single-season and her three no-hitters that season is tied for 10th-most ... Her 185 innings pitched in the 2017 season are the fifth most in a single season in state history ... Two-time all-state selection and 2017 MaxPreps All-American ... Was only able to play in one game her senior season due to the COVID-19 pandemic ... As a junior hit .464 (39-for-84) with seven doubles, one triple, 19 runs scored and 24 RBI over 26 games played ... Slashed .464/.473/.571 ... Made 20 pitching appearances, tossed 61 innings of work and went 4-5 with seven saves and 80 strikeouts ... Was not 100% due to an injury suffered the prior year ... Missed entire sophomore season due to a broken which was suffered during a state tournament basketball game ... As a freshman hit .443 (47-for-106) with eight doubles, six triples

GAME-BY-GAME

| Date | Opponent | Pos | AB | R | H | RBI | 2B | 3B | HR | BB | SB | CS | HBP | SAC | SF | GDP | K | PO | A | E | Avg | |
|--------|-------------------|-----|----|---|---|-----|----|----|----|----|----|----|-----|-----|----|-----|---|----|---|---|-----|------|
| Feb 11 | vs Oklahoma State | pr | 0 | 1 | 0 | 0 | 0 | 0 | 0 | 0 | 0 | 0 | 0 | 0 | 0 | 0 | 0 | 0 | 0 | 0 | 0 | .000 |
| Feb 20 | at McNeese | pr | 0 | 0 | 0 | 0 | 0 | 0 | 0 | 0 | 0 | 0 | 0 | 0 | 0 | 0 | 0 | 0 | 0 | 0 | 0 | .000 |
| Feb 22 | at UT Arlington-2 | pr | 0 | 0 | 0 | 0 | 0 | 0 | 0 | 0 | 0 | 0 | 0 | 0 | 0 | 0 | 0 | 0 | 0 | 0 | 0 | .000 |
| Feb 25 | NORTH DAKOTA | pr | 0 | 1 | 0 | 0 | 0 | 0 | 0 | 0 | 0 | 0 | 0 | 0 | 0 | 0 | 0 | 0 | 0 | 0 | 0 | .000 |
| Feb 25 | NORTH DAKOTA | pr | 0 | 0 | 0 | 0 | 0 | 0 | 0 | 0 | 0 | 0 | 0 | 0 | 0 | 0 | 0 | 0 | 0 | 0 | 0 | .000 |
| Feb 26 | SOUTHEAST MIS | pr | 0 | 1 | 0 | 0 | 0 | 0 | 0 | 0 | 0 | 0 | 0 | 0 | 0 | 0 | 0 | 0 | 0 | 0 | 0 | .000 |
| Feb 28 | TEXAS TECH | pr | 0 | 1 | 0 | 0 | 0 | 0 | 0 | 0 | 0 | 0 | 0 | 0 | 0 | 0 | 0 | 0 | 0 | 0 | 0 | .000 |
| Mar 04 | DRAKE-1 | pr | 0 | 1 | 0 | 0 | 0 | 0 | 0 | 0 | 0 | 0 | 0 | 0 | 0 | 0 | 0 | 0 | 0 | 0 | 0 | .000 |
| Mar 05 | KANSAS | pr | 0 | 0 | 0 | 0 | 0 | 0 | 0 | 0 | 0 | 1 | 0 | 0 | 0 | 0 | 0 | 0 | 0 | 0 | 0 | .000 |
| Mar 12 | at South Carolina | pr | 0 | 0 | 0 | 0 | 0 | 0 | 0 | 0 | 0 | 0 | 0 | 0 | 0 | 0 | 0 | 0 | 0 | 0 | 0 | .000 |
| Mar 13 | at South Carolina | pr | 0 | 0 | 0 | 0 | 0 | 0 | 0 | 0 | 0 | 0 | 0 | 0 | 0 | 0 | 0 | 0 | 0 | 0 | 0 | .000 |
| Mar 16 | LIBERTY | pr | 0 | 0 | 0 | 0 | 0 | 0 | 0 | 0 | 0 | 0 | 0 | 0 | 0 | 0 | 0 | 0 | 0 | 0 | 0 | .000 |
| Mar 19 | OLE MISS | pr | 0 | 1 | 0 | 0 | 0 | 0 | 0 | 0 | 0 | 0 | 0 | 0 | 0 | 0 | 0 | 0 | 0 | 0 | 0 | .000 |
| Mar 21 | OLE MISS | pr | 0 | 1 | 0 | 0 | 0 | 0 | 0 | 0 | 0 | 0 | 0 | 0 | 0 | 0 | 0 | 0 | 0 | 0 | 0 | .000 |
| Mar 28 | MISSISSIPPI STA | pr | 0 | 0 | 0 | 0 | 0 | 0 | 0 | 0 | 0 | 0 | 0 | 0 | 0 | 0 | 0 | 0 | 0 | 0 | 0 | .000 |
| Apr 10 | ALABAMA | pr | 0 | 1 | 0 | 0 | 0 | 0 | 0 | 0 | 0 | 0 | 0 | 0 | 0 | 0 | 0 | 0 | 0 | 0 | 0 | .000 |
| Apr 11 | ALABAMA | pr | 0 | 0 | 0 | 0 | 0 | 0 | 0 | 0 | 0 | 0 | 0 | 0 | 0 | 0 | 0 | 0 | 0 | 0 | 0 | .000 |
| Apr 17 | at Georgia | pr | 0 | 0 | 0 | 0 | 0 | 0 | 0 | 0 | 0 | 0 | 0 | 0 | 0 | 0 | 0 | 0 | 0 | 0 | 0 | .000 |
| Apr 18 | at Georgia | pr | 0 | 0 | 0 | 0 | 0 | 0 | 0 | 0 | 0 | 0 | 0 | 0 | 0 | 0 | 0 | 0 | 0 | 0 | 0 | .000 |
| Totals | | Ogs | 0 | 8 | 0 | 0 | 0 | 0 | 0 | 0 | 0 | 1 | 0 | 0 | 0 | 0 | 0 | 0 | 0 | 0 | 0 | .000 |

On base pct. .000 • Slugging pct. .000

Cally Kildow Career Stats

| Year | avg | gp-gs | ab | r | h | 2b | 3b | hr | rbi | tb | slg% | bb | hbp | so | gdp | ob% | sf | sh | sb-att | po | a | e | fld% |
|-------|------|-------|----|---|---|----|----|----|-----|----|------|----|-----|----|-----|------|----|----|--------|----|---|---|------|
| 2021 | .000 | 19-0 | 0 | 8 | 0 | 0 | 0 | 0 | 0 | 0 | .000 | 0 | 0 | 0 | 0 | .000 | 0 | 0 | 1-1 | 0 | 0 | 0 | .000 |
| TOTAL | .000 | 19-0 | 0 | 8 | 0 | 0 | 0 | 0 | 0 | 0 | .000 | 0 | 0 | 0 | 0 | .000 | 0 | 0 | 1-1 | 0 | 0 | 0 | .000 |



AUTUMN STORMS

RHP • R/R • 5-10 • Redshirt Senior
Temecula, Calif. • Great Oak HS

9

SEASON HIGHS

| Category | No. | Opponent (Last) | Date |
|----------------|-----|-------------------|---------|
| Innings | 7.0 | 3x (Alabama) | 4/10/21 |
| Longest Start | 7.0 | 3x (Alabama) | 4/10/21 |
| Shortest Start | 3.0 | McNeese | 2/21/21 |
| Longest Relief | 2.1 | Georgia | 4/18/21 |
| Hits | 7 | 2x (Alabama) | 4/11/21 |
| Runs | 6 | Mississippi State | 3/27/21 |
| Earned Runs | 4 | McNeese | 2/20/21 |
| Walks | 3 | Alabama | 4/11/21 |
| Strikeouts | 10 | Alabama | 4/11/21 |
| Pitches | 122 | Ole Miss | 3/20/21 |

CAREER HIGHS

| Category | No. | Opponent (Last) | Date |
|----------------|-----|--------------------|---------|
| Innings | 8.1 | Alabama | 3/12/17 |
| Longest Start | 8.1 | Alabama | 3/12/17 |
| Shortest Start | 1.1 | Oklahoma | 5/20/17 |
| Longest Relief | 6.2 | Ole Miss | 3/9/19 |
| Hits | 12 | Texas A&M | 4/14/17 |
| Runs | 7 | 2x (Alabama) | 3/8/20 |
| Earned Runs | 6 | Nevada | 3/1/19 |
| Walks | 5 | Alabama | 3/12/17 |
| Strikeouts | 13 | Southeast Missouri | 2/21/19 |
| Pitches | 159 | Alabama | 3/12/17 |

BIO CONTINUED

As a Junior (2019)

Led the pitching staff with a 1.63 ERA... Recorded a career-high 13 strikeouts against Southeast Missouri (Feb. 21)...Only SEC pitcher to maintain a sub-2.00 ERA with 80+ innings against conference opponents, and only one of three to have a lower ERA in SEC play than overall... Pitched two complete game wins against No. 18 Kentucky to secure the series (March 29, 31)... All-Tournament Team at the Puerto Vallarta Classic when she recorded a shutout win and a save, allowing 0 earned runs and striking out 18 (Feb. 16).

As a Sophomore (2018)

Struck out a season high nine batters against Central Connecticut (March 3) in a complete game ... Picked up two wins in the series against #20 Mississippi State (March 31, April 1) in a sweep of the Bulldogs, allowing zero runs in 11.1 innings of work

As a Freshman (2017)

Third freshman in program history to record 15 wins; first since 2001...Secured team's return to SEC Tournament with CG win over Georgia (May 5)...Had a season-high eight strikeouts at FAU (Feb. 24).

Personal

Daughter of Brian and Heather Storms... Graduated in Dec. 2020 ... HS teammates with Arkansas catcher Kayla Green.

BIO

Career Accolades

Preseason All-SEC (2020, 2021) ... NFCA Second Team All-American (2019)... NFCA First Team All-South Region (2019)... NFCA Third Team All-South Region (2017)... Second Team All-SEC (2019)... Freshman All-SEC (2017) ... Softball America Preseason Top 100 - No. 31 (2020)

As a Redshirt Senior (2021)

Recorded a complete game shutout at No. 25 Auburn (April 2), first since a 1-0 shutout win at No. 9 Alabama on March 6, 2020... 1 hit Missouri State over 5.0 innings (April 6)... CG 2-hit shutout of No. 3 Alabama with a season-high 10 Ks

As a Senior (2020)

Led the team in ERA, appearances, games started, complete games and innings pitched... 11 victories were the sixth most in the nation and led the SEC... Finished seventh in the SEC and 30th nationally in ERA (1.16)... Ranked fourth in the SEC in strikeout-to-walk ratio (5.08)... Struck out a season-best nine in only four innings against Marist (Feb. 23)... Allowed one earned run over seven innings versus No. 9 Florida State (Feb. 29)... Threw a complete game shutout in a 1-0 win, the program's first at No. 9 Alabama since 2000 (March 6).

GAME-BY-GAME

| Date | Opponent | GS | IP | H | R | ER | BB | SO | 2B | 3B | HR | WP | BK | HBP | IBB | Score | W/L | Sv | ERA | NP | |
|--------|-----------------|----|-----|------|----|----|----|----|----|----|----|----|----|-----|-----|-------|-------|-----|------|------|---|
| Feb 20 | at McNeese | * | 5.1 | 4 | 4 | 4 | 1 | 4 | 1 | 0 | 0 | 0 | 0 | 1 | 0 | 6-4 | 0-0 | 0 | 5.25 | 73 | |
| Feb 21 | at McNeese | * | 3.0 | 2 | 0 | 0 | 2 | 4 | 0 | 0 | 0 | 0 | 0 | 1 | 0 | 3-1 | 0-0 | 0 | 3.36 | 71 | |
| Feb 25 | NORTH DAKOTA | * | 4.0 | 2 | 0 | 0 | 0 | 1 | 0 | 0 | 0 | 0 | 0 | 0 | 0 | 9-0 | 1-0 | 0 | 2.27 | 45 | |
| Feb 27 | SOUTHEAST MIS | * | 7.0 | 3 | 3 | 2 | 0 | 7 | 0 | 0 | 0 | 2 | 0 | 0 | 0 | 6-3 | 2-0 | 0 | 2.17 | 83 | |
| Mar 05 | KANSAS | * | 2.1 | 3 | 3 | 0 | 0 | 1 | 0 | 1 | 0 | 0 | 0 | 2 | 0 | 8-3 | 2-0 | 0 | 1.94 | 65 | |
| Mar 20 | OLE MISS | * | 6.1 | 5 | 2 | 2 | 1 | 3 | 0 | 0 | 1 | 0 | 0 | 1 | 0 | 3-2 | 2-0 | 0 | 2.00 | 122 | |
| Mar 21 | OLE MISS | * | 1.1 | 1 | 0 | 0 | 0 | 0 | 0 | 0 | 0 | 0 | 0 | 0 | 0 | 3-2 | 3-0 | 0 | 1.91 | 13 | |
| Mar 23 | at Kansas City | * | 3.0 | 1 | 1 | 0 | 0 | 2 | 0 | 1 | 0 | 0 | 0 | 0 | 0 | 9-3 | 3-0 | 0 | 1.73 | 32 | |
| Mar 24 | at Kansas | * | 1.0 | 0 | 0 | 0 | 1 | 0 | 0 | 0 | 0 | 0 | 0 | 0 | 0 | 7-4 | 3-0 | 1 | 1.68 | 9 | |
| Mar 26 | MISSISSIPPI STA | * | 1.1 | 0 | 0 | 0 | 0 | 2 | 0 | 0 | 0 | 0 | 0 | 1 | 0 | 2-0 | 3-0 | 2 | 1.62 | 17 | |
| Mar 27 | MISSISSIPPI STA | * | 2.2 | 7 | 6 | 2 | 0 | 2 | 2 | 0 | 1 | 0 | 0 | 2 | 0 | 8-7 | 3-0 | 2 | 1.88 | 59 | |
| Apr 02 | at Auburn | * | 7.0 | 4 | 0 | 0 | 1 | 4 | 1 | 0 | 0 | 0 | 0 | 0 | 0 | 3-0 | 4-0 | 2 | 1.58 | 95 | |
| Apr 03 | at Auburn | * | 2.0 | 0 | 0 | 0 | 0 | 4 | 0 | 0 | 0 | 0 | 0 | 0 | 0 | 2-0 | 4-0 | 3 | 1.51 | 25 | |
| Apr 06 | MISSOURI STATE | * | 5.0 | 1 | 1 | 1 | 1 | 7 | 0 | 0 | 0 | 0 | 0 | 0 | 0 | 9-1 | 5-0 | 3 | 1.50 | 66 | |
| Apr 10 | ALABAMA | * | 7.0 | 2 | 0 | 0 | 0 | 10 | 0 | 0 | 0 | 0 | 1 | 0 | 0 | 4-0 | 6-0 | 3 | 1.32 | 97 | |
| Apr 11 | ALABAMA | * | 6.2 | 7 | 2 | 1 | 3 | 2 | 0 | 0 | 0 | 1 | 0 | 1 | 0 | 0-2 | 6-1 | 3 | 1.29 | 99 | |
| Apr 16 | at Georgia | * | 4.0 | 3 | 2 | 2 | 1 | 1 | 1 | 0 | 0 | 0 | 0 | 0 | 0 | 10-3 | 7-1 | 3 | 1.42 | 46 | |
| Apr 18 | at Georgia | * | 2.1 | 2 | 0 | 0 | 1 | 2 | 1 | 0 | 0 | 0 | 0 | 0 | 0 | 5-2 | 7-1 | 3 | 1.37 | 39 | |
| Totals | | | 13 | 71.1 | 47 | 24 | 14 | 12 | 56 | 6 | 2 | 4 | 1 | 0 | 10 | 0 | 97-37 | 7-1 | 3 | 1.37 | - |

Autumn Storms Career Stats

| Year | era | w-l | app | gs | cq | sho | sv | ip | h | r | er | bb | so | 2b | 3b | hr | bf | bavg | wp | hbp | bk | sfa | sha |
|-------|------|-------|-----|-----|----|-------|----|-------|-----|-----|-----|-----|-----|----|----|----|------|------|----|-----|----|-----|-----|
| 2017 | 2.28 | 16-15 | 38 | 33 | 13 | 1/3 | 2 | 172.0 | 174 | 81 | 56 | 35 | 96 | 21 | 2 | 10 | 749 | .260 | 4 | 21 | 0 | 7 | 17 |
| 2018 | 2.67 | 12-10 | 37 | 27 | 6 | 3/1 | 2 | 152.1 | 161 | 74 | 58 | 33 | 113 | 15 | 2 | 10 | 682 | .259 | 5 | 18 | 0 | 2 | 7 |
| 2019 | 1.77 | 20-9 | 43 | 32 | 15 | 4/1 | 2 | 201.2 | 189 | 96 | 51 | 29 | 172 | 28 | 2 | 10 | 880 | .228 | 15 | 12 | 0 | 1 | 9 |
| 2020 | 1.16 | 11-3 | 17 | 12 | 5 | 1/2 | 0 | 72.2 | 62 | 21 | 12 | 12 | 61 | 8 | 0 | 4 | 295 | .225 | 3 | 2 | 0 | 2 | 3 |
| 2021 | 1.37 | 7-1 | 18 | 13 | 4 | 2/3 | 3 | 71.1 | 47 | 24 | 14 | 12 | 56 | 6 | 2 | 4 | 289 | .179 | 1 | 10 | 0 | 0 | 4 |
| TOTAL | 2.00 | 66-38 | 153 | 117 | 43 | 11/10 | 9 | 670.0 | 633 | 296 | 191 | 121 | 498 | 78 | 8 | 38 | 2895 | .238 | 28 | 63 | 0 | 12 | 40 |



ABBY GORDON

C • R/R • 5-9 • Freshman
 Garden Plain, Kan. • Andale Garden Plain HS

12

SEASON HIGHS

| Category | No. | Opponent (Last) | Date |
|-------------|-----|-----------------|------|
| Hits | - | - | - |
| Doubles | - | - | - |
| Triples | - | - | - |
| Home Runs | - | - | - |
| Total Bases | - | - | - |
| RBI's | - | - | - |
| Runs | - | - | - |
| Walks | - | - | - |
| AB's | - | - | - |

CAREER HIGHS

| Category | No. | Opponent (Last) | Date |
|-------------|-----|-----------------|------|
| Hits | - | - | - |
| Doubles | - | - | - |
| Triples | - | - | - |
| Home Runs | - | - | - |
| Total Bases | - | - | - |
| RBI's | - | - | - |
| Runs | - | - | - |
| Walks | - | - | - |
| AB's | - | - | - |

BIO CONTINUED

BIO

Prior to Arkansas

Played at Andale Garden Plain High School for head coach Chuck Shrader ... Named Kansas 4A First Team All-State and First Team Arkansas Valley Chisholm Trail as a junior ... First team all-league for three seasons ... Reached the state championship game as a sophomore and earned three league and regional championships ... Played travel ball for the Wichita Mustangs and was on a team that finished as the IDT Runner Up and a 16USA Gold Nationals Qualifier ... Also played basketball and volleyball ... Won two state championships and was a Kansas 2A State Player of the Year finalist ... Won one state title in volleyball.

Personal

Daughter of Kevin and Kristen Gordon ... Has one sibling, Dylan.

GAME-BY-GAME

Abby Gordon Career Stats

| Year | avq | gp-gs | ab | r | h | 2b | 3b | hr | rbi | tb | slg% | bb | hbp | so | gdp | ob% | sf | sh | sb-att | po | a | e | fld% |
|------|-----|-------|----|---|---|----|----|----|-----|----|------|----|-----|----|-----|-----|----|----|--------|----|---|---|------|
|------|-----|-------|----|---|---|----|----|----|-----|----|------|----|-----|----|-----|-----|----|----|--------|----|---|---|------|



KAYLA GREEN

C • R/R • 5-9 • Redshirt Junior
Temecula, Calif. • Great Oak HS

13

SEASON HIGHS

| Category | No. | Opponent (Last) | Date |
|-------------|-----|-----------------|---------|
| Hits | 2 | 5x (Alabama) | 4/10/21 |
| Doubles | 2 | Drake | 3/4/21 |
| Triples | - | - | - |
| Home Runs | 2 | 2x (Alabama) | 4/10/21 |
| Total Bases | 8 | 2x (Alabama) | 4/10/21 |
| RBI's | 5 | Drake | 3/4/21 |
| Runs | 2 | 4x (Alabama) | 4/10/21 |
| Walks | 2 | 4x (Auburn) | 4/1/21 |
| ABs | 5 | 2x (Liberty) | 3/16/21 |

CAREER HIGHS

| Category | No. | Opponent (Last) | Date |
|-------------|-----|-----------------|---------|
| Hits | 3 | Furman | 2/15/20 |
| Doubles | 2 | 2x (Drake) | 3/4/21 |
| Triples | 1 | 2x (Boston U) | 2/22/20 |
| Home Runs | 2 | 2x (Alabama) | 4/10/21 |
| Total Bases | 8 | 2x (Alabama) | 4/10/21 |
| RBI's | 5 | Drake | 3/4/21 |
| Runs | 2 | 10x (Alabama) | 4/10/21 |
| Walks | 2 | 11x (Auburn) | 4/1/21 |
| ABs | 5 | 2x (Liberty) | 3/16/21 |

BIO CONTINUED

walk-off home run on the season's final pitch in 1-0 win over Kansas (March 10).

As a Sophomore (2019)

51 starts behind the plate and four as the designated player... Led the team in walks (24) and had the second-most hit by pitches (11)... Named to All-Tournament Team at the Puerto Vallarta Classic hitting .556 at the plate... Finished the season on a seven-game on base streak.

As a Freshman (2018)

Started all 58 games during her freshman campaign... Led the team in doubles (12), hit by pitches (9), had the second-most sac flies (3) and finished third in RBI (26)... Caught 15 runners stealing... Recorded a season high four RBI against Alabama (April 13)... Recorded multiple hits in nine games, including five SEC contests... Recorded an 11 game hitting streak from Feb. 18 through March 2... Ended the season on a five game on base streak.

Personal

Parents are Brian and Nicole Jendro... Biological daughter of Amy and Michael... Has three siblings, Marley, Erika and Joseph... Majoring in Criminal Justice and Sociology... Enjoys hiking, walking her dog and discovering new places... Was adopted at 14... High school teammates with Arkansas pitcher Autumn Storms.

BIO

Career Accolades

SEC Player of the Week (2020).

As a Redshirt Junior (2021)

Hit go-ahead grand slam in the sixth inning in a come-from-behind win over Drake (March 4)... With earlier RBI single, plated five of the team's six runs... Has started all but one game of her collegiate career... Only player to start ever game this year, all behind the plate... Hit first career two home run game vs. Missouri State (April 1) and later in the week had another two homer game against No. 3 Alabama (April 10).

As a Junior (2020)

Made 22 starts behind the plate... Hit .375, third-best on the team... Posted the team's second-best on base percentage at .478... Named SEC Player of the Week (Feb. 17) for the first time in her career, going 6-for-9 at the plate with a career-high three hits vs. Furman (Feb. 15)... Collected a season-high three RBI vs. UIC (Feb. 15)... Went 1-for-2 with a pair of walks in a win at No. 9 Alabama (March 6)... Slammed

GAME-BY-GAME

| Date | Opponent | Pos | AB | R | H | RBI | 2B | 3B | HR | BB | SB | CS | HBP | SAC | SF | GDP | K | PO | A | E | Avg | |
|--------|---------------------|-----|------|-----|----|-----|----|----|----|----|----|----|-----|-----|----|-----|----|----|-----|----|------|------|
| Feb 11 | vs Oklahoma State | *c | 4 | 0 | 0 | 0 | 0 | 0 | 0 | 1 | 0 | 0 | 0 | 0 | 0 | 0 | 1 | 8 | 1 | 0 | .000 | |
| Feb 20 | at McNeese | *c | 5 | 2 | 1 | 1 | 0 | 0 | 1 | 2 | 0 | 0 | 0 | 0 | 0 | 0 | 14 | 1 | 1 | 0 | .111 | |
| Feb 20 | at McNeese | *c | 2 | 0 | 0 | 1 | 0 | 0 | 0 | 2 | 0 | 0 | 0 | 0 | 0 | 0 | 4 | 0 | 0 | 0 | .091 | |
| Feb 21 | vs Baylor | *c | 2 | 0 | 0 | 0 | 0 | 0 | 0 | 1 | 0 | 1 | 0 | 0 | 0 | 0 | 2 | 7 | 0 | 0 | .077 | |
| Feb 21 | at McNeese | *c | 3 | 0 | 1 | 0 | 0 | 0 | 0 | 1 | 0 | 0 | 0 | 0 | 0 | 0 | 1 | 7 | 1 | 0 | .125 | |
| Feb 22 | at UT Arlington-1 | *c | 3 | 0 | 0 | 0 | 0 | 0 | 0 | 0 | 0 | 0 | 0 | 0 | 0 | 0 | 1 | 1 | 0 | 0 | .105 | |
| Feb 22 | at UT Arlington-2 | *c | 3 | 0 | 0 | 0 | 0 | 0 | 0 | 0 | 0 | 0 | 0 | 0 | 0 | 0 | 1 | 7 | 0 | 0 | .091 | |
| Feb 25 | NORTH DAKOTA | *c | 2 | 0 | 0 | 0 | 0 | 0 | 0 | 1 | 0 | 0 | 0 | 0 | 0 | 0 | 0 | 3 | 0 | 0 | .083 | |
| Feb 25 | NORTH DAKOTA | *c | 3 | 0 | 1 | 0 | 0 | 0 | 0 | 0 | 0 | 0 | 0 | 0 | 0 | 0 | 10 | 0 | 0 | 0 | .111 | |
| Feb 26 | TEXAS TECH | *c | 2 | 1 | 1 | 2 | 0 | 0 | 1 | 0 | 0 | 0 | 0 | 0 | 0 | 0 | 6 | 0 | 0 | 0 | .138 | |
| Feb 26 | SOUTHEAST MIS | *c | 1 | 0 | 1 | 0 | 0 | 0 | 0 | 2 | 0 | 0 | 0 | 0 | 0 | 0 | 7 | 0 | 0 | 0 | .167 | |
| Feb 27 | SOUTHEAST MIS | *c | 2 | 0 | 0 | 0 | 0 | 0 | 0 | 1 | 0 | 0 | 0 | 0 | 0 | 0 | 1 | 7 | 1 | 0 | .156 | |
| Feb 28 | TEXAS TECH | *c | 3 | 0 | 1 | 1 | 1 | 0 | 0 | 0 | 0 | 0 | 0 | 0 | 0 | 0 | 4 | 0 | 0 | 0 | .171 | |
| Mar 04 | DRAKE-1 | *c | 3 | 1 | 2 | 5 | 0 | 0 | 1 | 0 | 0 | 0 | 0 | 0 | 0 | 0 | 7 | 0 | 0 | 0 | .211 | |
| Mar 04 | DRAKE-2 | *c | 3 | 0 | 2 | 1 | 2 | 0 | 0 | 0 | 0 | 0 | 0 | 0 | 0 | 0 | 6 | 0 | 0 | 0 | .244 | |
| Mar 05 | KANSAS | *c | 2 | 0 | 0 | 0 | 0 | 0 | 0 | 1 | 0 | 0 | 0 | 0 | 0 | 0 | 8 | 0 | 0 | 0 | .233 | |
| Mar 05 | NORTHWESTERN | *c | 3 | 2 | 1 | 2 | 0 | 0 | 1 | 1 | 0 | 0 | 0 | 0 | 0 | 0 | 4 | 0 | 0 | 0 | .239 | |
| Mar 06 | NORTHWESTERN | *c | 0 | 0 | 0 | 0 | 0 | 0 | 0 | 1 | 0 | 0 | 0 | 0 | 0 | 0 | 4 | 0 | 0 | 0 | .239 | |
| Mar 09 | at Central Arkansas | *c | 2 | 0 | 0 | 0 | 0 | 0 | 0 | 0 | 0 | 0 | 1 | 0 | 0 | 0 | 12 | 0 | 0 | 0 | .229 | |
| Mar 12 | at South Carolina | *c | 4 | 0 | 1 | 0 | 0 | 0 | 0 | 0 | 0 | 0 | 0 | 0 | 0 | 0 | 1 | 10 | 0 | 0 | .231 | |
| Mar 13 | at South Carolina | *c | 4 | 0 | 1 | 2 | 1 | 0 | 0 | 1 | 0 | 0 | 0 | 1 | 0 | 0 | 1 | 9 | 1 | 0 | .232 | |
| Mar 14 | at South Carolina | *c | 4 | 0 | 0 | 0 | 0 | 0 | 0 | 0 | 0 | 0 | 0 | 0 | 0 | 0 | 1 | 5 | 1 | 0 | .217 | |
| Mar 16 | LIBERTY | *c | 5 | 0 | 1 | 0 | 0 | 0 | 0 | 0 | 0 | 0 | 0 | 0 | 0 | 0 | 1 | 11 | 0 | 0 | .215 | |
| Mar 19 | OLE MISS | *c | 3 | 0 | 1 | 1 | 0 | 0 | 0 | 0 | 0 | 0 | 0 | 0 | 0 | 0 | 5 | 0 | 0 | 0 | .221 | |
| Mar 20 | OLE MISS | *c | 3 | 0 | 0 | 0 | 0 | 0 | 0 | 0 | 0 | 0 | 0 | 0 | 0 | 0 | 1 | 7 | 1 | 0 | .211 | |
| Mar 21 | OLE MISS | *c | 3 | 0 | 2 | 0 | 1 | 0 | 0 | 0 | 0 | 0 | 1 | 0 | 0 | 0 | 9 | 0 | 0 | 0 | .230 | |
| Mar 23 | at Kansas City | *c | 3 | 1 | 1 | 1 | 0 | 0 | 0 | 0 | 0 | 0 | 0 | 0 | 1 | 0 | 0 | 2 | 0 | 0 | .234 | |
| Mar 24 | at Kansas | *c | 2 | 1 | 1 | 1 | 0 | 0 | 0 | 1 | 0 | 0 | 0 | 0 | 1 | 0 | 11 | 0 | 0 | 0 | .241 | |
| Mar 26 | MISSISSIPPI STA | *c | 3 | 0 | 0 | 0 | 0 | 0 | 0 | 0 | 0 | 0 | 0 | 0 | 0 | 0 | 2 | 6 | 0 | 0 | .232 | |
| Mar 27 | MISSISSIPPI STA | *c | 3 | 1 | 0 | 0 | 0 | 0 | 0 | 1 | 0 | 0 | 0 | 0 | 0 | 0 | 5 | 1 | 0 | 0 | .224 | |
| Mar 28 | MISSISSIPPI STA | *c | 2 | 1 | 0 | 0 | 0 | 0 | 0 | 0 | 0 | 0 | 1 | 0 | 0 | 0 | 9 | 1 | 0 | 0 | .218 | |
| Apr 01 | at Auburn | *c | 2 | 1 | 0 | 0 | 0 | 0 | 0 | 2 | 0 | 0 | 0 | 0 | 0 | 0 | 1 | 8 | 1 | 0 | .213 | |
| Apr 02 | at Auburn | *c | 3 | 0 | 0 | 0 | 0 | 0 | 0 | 0 | 0 | 0 | 0 | 0 | 0 | 0 | 1 | 5 | 0 | 0 | .207 | |
| Apr 03 | at Auburn | *c | 4 | 0 | 0 | 0 | 0 | 0 | 0 | 0 | 0 | 0 | 0 | 0 | 0 | 0 | 3 | 7 | 0 | 0 | .198 | |
| Apr 06 | MISSOURI STATE | *c | 3 | 2 | 2 | 3 | 0 | 0 | 2 | 0 | 0 | 0 | 0 | 0 | 0 | 0 | 7 | 0 | 0 | 0 | .212 | |
| Apr 09 | ALABAMA | *c | 3 | 0 | 1 | 0 | 1 | 0 | 0 | 0 | 0 | 0 | 0 | 0 | 0 | 0 | 1 | 4 | 0 | 0 | .216 | |
| Apr 10 | ALABAMA | *c | 3 | 2 | 2 | 3 | 0 | 0 | 2 | 0 | 0 | 0 | 0 | 0 | 0 | 0 | 10 | 0 | 0 | 0 | .229 | |
| Apr 11 | ALABAMA | *c | 3 | 0 | 0 | 0 | 0 | 0 | 0 | 0 | 0 | 0 | 0 | 0 | 0 | 0 | 3 | 1 | 0 | 0 | .222 | |
| Apr 16 | at Georgia | *c | 4 | 1 | 1 | 1 | 0 | 0 | 1 | 0 | 0 | 0 | 0 | 0 | 0 | 0 | 1 | 6 | 0 | 0 | .223 | |
| Apr 17 | at Georgia | *c | 3 | 0 | 1 | 0 | 0 | 0 | 0 | 1 | 0 | 0 | 0 | 0 | 0 | 0 | 2 | 5 | 0 | 0 | .226 | |
| Apr 18 | at Georgia | *c | 3 | 1 | 1 | 3 | 0 | 0 | 1 | 1 | 0 | 0 | 0 | 0 | 0 | 0 | 1 | 7 | 0 | 0 | .229 | |
| Totals | | | 41gs | 118 | 17 | 27 | 28 | 6 | 0 | 10 | 21 | 0 | 1 | 3 | 1 | 2 | 0 | 22 | 277 | 11 | 1 | .229 |

On base pct. .354 • Slugging pct. .534

Kayla Green Career Stats

| Year | avg | gp-gs | ab | r | h | 2b | 3b | hr | rbi | tb | slg% | bb | hbp | so | qdp | ob% | st | sh | sb-att | po | a | e | fld% |
|-------|------|---------|-----|----|-----|----|----|----|-----|-----|------|----|-----|-----|-----|------|----|----|--------|------|----|----|------|
| 2018 | .237 | 58-58 | 152 | 20 | 36 | 12 | 1 | 6 | 26 | 68 | .447 | 14 | 9 | 30 | 1 | .331 | 3 | 1 | 0-0 | 393 | 32 | 4 | .991 |
| 2019 | .214 | 55-55 | 140 | 13 | 30 | 8 | 0 | 5 | 25 | 53 | .379 | 24 | 11 | 42 | 4 | .367 | 2 | 2 | 1-1 | 334 | 20 | 8 | .978 |
| 2020 | .375 | 23-22 | 56 | 10 | 21 | 1 | 1 | 1 | 13 | 27 | .482 | 10 | 2 | 7 | 0 | .478 | 1 | 0 | 0-0 | 151 | 9 | 1 | .994 |
| 2021 | .229 | 41-41 | 118 | 17 | 27 | 6 | 0 | 10 | 28 | 63 | .534 | 21 | 3 | 22 | 0 | .354 | 2 | 1 | 0-1 | 277 | 11 | 1 | .997 |
| TOTAL | .245 | 177-176 | 466 | 60 | 114 | 27 | 2 | 22 | 92 | 211 | .453 | 69 | 25 | 101 | 5 | .366 | 8 | 4 | 1-2 | 1155 | 72 | 14 | .989 |



KEELY HUFFINE

UTL • R/R • 5-6 • Redshirt Senior
Harrisburg, Ark. • Harrisburg HS

16

SEASON HIGHS

| Category | No. | Opponent (Last) | Date |
|-------------|-----|--------------------|---------|
| Hits | 2 | 2x (Kansas City) | 3/23/21 |
| Doubles | - | - | - |
| Triples | - | - | - |
| Home Runs | 1 | 5x (Ole Miss) | 3/21/21 |
| Total Bases | 5 | Ole Miss | 3/21/21 |
| RBIs | 2 | 2x (Texas Tech) | 2/26/21 |
| Runs | 2 | 2x (Kansas City) | 3/23/21 |
| Walks | 2 | Southeast Missouri | 2/27/21 |
| ABs | 4 | 2x (Kansas City) | 3/23/21 |

CAREER HIGHS

| Category | No. | Opponent (Last) | Date |
|-------------|-----|--------------------|---------|
| Hits | 2 | 4x (Kansas City) | 3/23/21 |
| Doubles | 1 | 2x (Villanova) | 2/29/20 |
| Triples | 1 | Villanova | 2/28/19 |
| Home Runs | 1 | 8x (Ole Miss) | 3/21/21 |
| Total Bases | 7 | Villanova | 2/28/20 |
| RBIs | 4 | Villanova | 2/28/20 |
| Runs | 2 | 3x (Kansas City) | 3/23/21 |
| Walks | 2 | Southeast Missouri | 2/27/21 |
| ABs | 4 | 3x (Kansas City) | 3/23/21 |

BIO CONTINUED

As a Junior (2019)

Appeared in 43 games and started the final 25 games of the season at shortstop... Earned her first collegiate start against Kentucky (March 29... Tied for the team lead laying down four sacrifice bunts... Drove in a season-high three RBI with a double and run scored in an 11-0 victory over Furman (Apr. 14)... Collected a season-best two hits in a 2-for-3 showing with two RBI and two runs scored as part of an 11-1 thrashing of No. 9 LSU (Apr. 19).

As a Sophomore (2018)

Appeared in 37 games primarily as a pinch runner... Scored 16 runs over the course of the season, including five in SEC contests.

As a Freshman (2017)

Appeared in one game during freshman campaign... made debut as a pinch runner against Lamar (March 4).

Personal

Formally Keely Edwards, married Tim Huffine during the summer of 2019... Daughter of Todd and Kim Edwards... Has two siblings Jerrad and Abby... Majoring in Teaching K-12 Physical Education and Health.

BIO

As a Redshirt Senior (2021)

Transitioned to the starting centerfielder after playing the infield her first four seasons... Four of five homers have come from the nine-spot in the batting order... Hit walk-off homer in eighth inning vs. Ole Miss (March 21)

As a Senior (2020)

Played in 21 games and made 20 starts (13 at second base and seven at third base)... Also played shortstop in two games... Slugged .581, which ranked fourth on the team... Led the team laying down four sacrifice bunts... Doubled and scored a run in the season opener against UTEP (Feb. 7)... Hit first career home run, a two-run shot which gave Arkansas the lead, in a 5-1 win against Marist (Feb. 23)... Went 2-for-3 with a triple and a home run, driving in a career-high four runs against Villanova (Feb. 28)... Hit a two-run jack against Kent State later that evening (Feb. 28), homering in back-to-back games for the first time in her career... Compiled a career-best five-game hitting streak from Feb. 28 through March 1 against Villanova, Kent State and No. 9 Florida State.

GAME-BY-GAME

| Date | Opponent | Pos | AB | R | H | RBI | 2B | 3B | HR | BB | SB | CS | HBP | SAC | SF | GDP | K | PO | A | E | Avq |
|--------|---------------------|--------|------|----|----|-----|----|----|----|----|----|----|-----|-----|----|-----|----|----|----|---|------|
| Feb 20 | at McNeese | *of | 3 | 1 | 1 | 2 | 0 | 1 | 0 | 0 | 0 | 1 | 1 | 0 | 0 | 0 | 1 | 1 | 0 | 0 | .333 |
| Feb 20 | at McNeese | *of | 3 | 1 | 1 | 1 | 0 | 0 | 1 | 0 | 0 | 0 | 0 | 0 | 0 | 0 | 0 | 3 | 0 | 0 | .333 |
| Feb 21 | vs Baylor | *of | 1 | 0 | 0 | 0 | 0 | 0 | 0 | 0 | 0 | 0 | 0 | 2 | 0 | 0 | 0 | 3 | 0 | 0 | .286 |
| Feb 21 | at McNeese | *of | 2 | 0 | 0 | 0 | 0 | 0 | 0 | 0 | 0 | 0 | 0 | 0 | 0 | 0 | 0 | 0 | 0 | 0 | .222 |
| Feb 22 | at UT Arlington-1 | *of | 2 | 1 | 1 | 1 | 0 | 0 | 1 | 1 | 0 | 0 | 0 | 0 | 0 | 0 | 0 | 2 | 0 | 0 | .273 |
| Feb 22 | at UT Arlington-2 | *of | 2 | 1 | 0 | 0 | 0 | 0 | 0 | 0 | 0 | 0 | 0 | 1 | 0 | 0 | 0 | 1 | 0 | 0 | .231 |
| Feb 25 | NORTH DAKOTA | *of | 2 | 0 | 0 | 0 | 0 | 0 | 0 | 0 | 0 | 0 | 0 | 0 | 0 | 0 | 2 | 1 | 0 | 0 | .200 |
| Feb 25 | NORTH DAKOTA | *of | 2 | 1 | 1 | 0 | 0 | 0 | 0 | 0 | 0 | 0 | 0 | 0 | 0 | 0 | 1 | 1 | 0 | 0 | .235 |
| Feb 26 | TEXAS TECH | *of | 2 | 1 | 2 | 0 | 0 | 1 | 0 | 0 | 0 | 0 | 0 | 0 | 0 | 0 | 0 | 0 | 0 | 0 | .263 |
| Feb 26 | SOUTHEAST MIS | *of | 2 | 1 | 1 | 0 | 0 | 0 | 0 | 0 | 0 | 0 | 0 | 0 | 0 | 0 | 0 | 2 | 0 | 0 | .286 |
| Feb 27 | SOUTHEAST MIS | *of | 1 | 1 | 0 | 1 | 0 | 0 | 0 | 2 | 0 | 0 | 0 | 0 | 0 | 0 | 1 | 0 | 0 | 0 | .273 |
| Feb 28 | TEXAS TECH | *of | 2 | 0 | 0 | 0 | 0 | 0 | 0 | 0 | 0 | 0 | 0 | 0 | 0 | 0 | 1 | 5 | 0 | 0 | .250 |
| Mar 04 | DRAKE-1 | *of | 2 | 1 | 0 | 0 | 0 | 0 | 0 | 0 | 0 | 0 | 0 | 0 | 0 | 0 | 2 | 3 | 0 | 0 | .231 |
| Mar 04 | DRAKE-2 | *of | 2 | 0 | 0 | 0 | 0 | 0 | 0 | 0 | 0 | 0 | 0 | 0 | 0 | 0 | 1 | 1 | 0 | 0 | .214 |
| Mar 05 | KANSAS | *of | 2 | 0 | 0 | 0 | 0 | 0 | 0 | 0 | 0 | 0 | 0 | 0 | 0 | 0 | 0 | 1 | 0 | 0 | .200 |
| Mar 05 | NORTHWESTERN | *of | 2 | 0 | 0 | 0 | 0 | 0 | 0 | 0 | 0 | 0 | 0 | 0 | 0 | 0 | 1 | 1 | 0 | 0 | .188 |
| Mar 09 | NORTHWESTERN | *of | 2 | 2 | 1 | 1 | 0 | 0 | 0 | 0 | 0 | 0 | 0 | 0 | 0 | 0 | 0 | 2 | 0 | 0 | .206 |
| Mar 09 | at Central Arkansas | *of | 1 | 0 | 0 | 0 | 0 | 0 | 0 | 0 | 0 | 0 | 0 | 1 | 0 | 0 | 0 | 2 | 0 | 0 | .200 |
| Mar 12 | at South Carolina | *2b | 2 | 0 | 0 | 0 | 0 | 0 | 0 | 0 | 0 | 0 | 0 | 0 | 0 | 0 | 0 | 1 | 1 | 0 | .189 |
| Mar 13 | at South Carolina | *2b/of | 2 | 0 | 0 | 1 | 0 | 0 | 0 | 1 | 0 | 0 | 0 | 0 | 1 | 0 | 1 | 4 | 1 | 1 | .179 |
| Mar 14 | at South Carolina | *2b | 2 | 0 | 0 | 0 | 0 | 0 | 0 | 0 | 0 | 0 | 0 | 0 | 0 | 0 | 0 | 4 | 1 | 0 | .171 |
| Mar 16 | LIBERTY | *2b | 3 | 0 | 0 | 0 | 0 | 0 | 0 | 0 | 0 | 0 | 0 | 1 | 0 | 0 | 2 | 2 | 1 | 0 | .159 |
| Mar 19 | OLE MISS | *ss | 2 | 1 | 1 | 0 | 0 | 0 | 0 | 0 | 0 | 0 | 0 | 1 | 0 | 0 | 0 | 1 | 1 | 0 | .174 |
| Mar 20 | OLE MISS | *2b | 2 | 0 | 0 | 0 | 0 | 0 | 0 | 0 | 0 | 0 | 0 | 0 | 0 | 0 | 1 | 2 | 0 | 0 | .167 |
| Mar 21 | OLE MISS | *2b | 4 | 1 | 2 | 1 | 0 | 0 | 1 | 0 | 0 | 0 | 0 | 0 | 0 | 0 | 0 | 1 | 2 | 0 | .192 |
| Mar 23 | at Kansas City | *2b | 4 | 2 | 2 | 0 | 0 | 0 | 0 | 0 | 0 | 0 | 0 | 0 | 0 | 0 | 0 | 1 | 3 | 0 | .214 |
| Mar 24 | at Kansas | *2b | 3 | 0 | 0 | 0 | 0 | 0 | 0 | 1 | 0 | 0 | 0 | 0 | 0 | 0 | 0 | 3 | 1 | 0 | .203 |
| Mar 26 | MISSISSIPPI STA | *2b | 1 | 0 | 0 | 0 | 0 | 0 | 0 | 0 | 0 | 0 | 1 | 0 | 0 | 0 | 1 | 2 | 0 | 0 | .200 |
| Mar 27 | MISSISSIPPI STA | *2b | 3 | 1 | 1 | 0 | 0 | 0 | 1 | 0 | 0 | 0 | 0 | 0 | 0 | 0 | 0 | 3 | 1 | 0 | .206 |
| Mar 28 | MISSISSIPPI STA | *2b | 3 | 0 | 1 | 0 | 0 | 0 | 0 | 0 | 0 | 0 | 0 | 0 | 0 | 0 | 0 | 2 | 1 | 0 | .212 |
| Apr 01 | at Auburn | *2b | 3 | 0 | 0 | 0 | 0 | 0 | 0 | 0 | 0 | 0 | 0 | 0 | 0 | 0 | 0 | 1 | 2 | 1 | .203 |
| Apr 02 | at Auburn | *2b | 3 | 0 | 1 | 0 | 0 | 0 | 0 | 0 | 0 | 0 | 0 | 0 | 0 | 0 | 0 | 2 | 2 | 2 | .208 |
| Apr 03 | at Auburn | *2b | 3 | 1 | 0 | 0 | 0 | 0 | 0 | 0 | 0 | 0 | 1 | 0 | 0 | 0 | 0 | 2 | 2 | 2 | .200 |
| Apr 06 | MISSOURI STATE | *2b | 2 | 0 | 0 | 0 | 0 | 0 | 0 | 0 | 0 | 0 | 0 | 0 | 0 | 0 | 0 | 1 | 2 | 0 | .195 |
| Apr 09 | ALABAMA | *2b | 3 | 0 | 1 | 0 | 0 | 0 | 0 | 0 | 0 | 0 | 0 | 0 | 0 | 0 | 2 | 2 | 3 | 0 | .200 |
| Apr 10 | ALABAMA | *2b | 2 | 0 | 0 | 0 | 0 | 0 | 0 | 0 | 0 | 0 | 0 | 0 | 0 | 0 | 2 | 1 | 2 | 0 | .195 |
| Apr 11 | ALABAMA | *2b | 2 | 0 | 0 | 0 | 0 | 0 | 0 | 1 | 0 | 0 | 0 | 0 | 0 | 0 | 1 | 6 | 1 | 0 | .190 |
| Apr 16 | at Georgia | *2b | 2 | 1 | 0 | 0 | 0 | 0 | 0 | 1 | 0 | 0 | 0 | 1 | 0 | 0 | 1 | 2 | 2 | 0 | .186 |
| Apr 17 | at Georgia | *2b | 2 | 0 | 0 | 0 | 0 | 0 | 0 | 1 | 0 | 0 | 0 | 0 | 0 | 0 | 0 | 0 | 0 | 0 | .182 |
| Apr 18 | at Georgia | *2b | 2 | 0 | 0 | 0 | 0 | 0 | 0 | 0 | 0 | 0 | 1 | 0 | 0 | 0 | 2 | 3 | 3 | 0 | .178 |
| Totals | | | 40gs | 90 | 18 | 16 | 10 | 0 | 5 | 9 | 0 | 0 | 4 | 8 | 1 | 0 | 29 | 75 | 31 | 4 | .178 |

On base pct. .279 • Slugging pct. .344

Keely Huffine Career Stats

| Year | avq | qp-gs | ab | r | h | 2b | 3b | hr | rbi | tb | slq% | bb | hbp | so | gdp | ob% | sf | sh | sb-att | po | a | e | fld% |
|-------|------|--------|-----|----|----|----|----|----|-----|----|------|----|-----|----|-----|------|----|----|--------|-----|-----|----|------|
| 2017 | .000 | 1-0 | 0 | 0 | 0 | 0 | 0 | 0 | 0 | 0 | .000 | 0 | 0 | 0 | 0 | .000 | 0 | 0 | 0-0 | 0 | 0 | 0 | .000 |
| 2018 | .000 | 37-0 | 0 | 16 | 0 | 0 | 0 | 0 | 0 | 0 | .000 | 0 | 0 | 0 | 0 | .000 | 0 | 0 | 0-0 | 0 | 0 | 0 | .000 |
| 2019 | .163 | 49-25 | 43 | 17 | 7 | 1 | 0 | 0 | 6 | 8 | .186 | 2 | 0 | 18 | 0 | .196 | 1 | 4 | 0-0 | 28 | 59 | 8 | .916 |
| 2020 | .279 | 21-20 | 43 | 8 | 12 | 2 | 1 | 3 | 10 | 25 | .581 | 2 | 1 | 13 | 0 | .326 | 0 | 4 | 0-0 | 24 | 37 | 8 | .884 |
| 2021 | .178 | 40-40 | 90 | 18 | 16 | 0 | 0 | 5 | 10 | 31 | .344 | 9 | 4 | 29 | 0 | .279 | 1 | 8 | 0-0 | 75 | 31 | 4 | .964 |
| TOTAL | .199 | 148-85 | 176 | 59 | 35 | 3 | 1 | 8 | 26 | 64 | .364 | 13 | 5 | 60 | 0 | .270 | 2 | 16 | 0-0 | 127 | 127 | 20 | .927 |



MARLENE FRIEDMAN

INF • R/R • 5-5 • Freshman
Huntington Beach, Calif. • Mater Dei HS

18

SEASON HIGHS

| Category | No. | Opponent (Last) | Date |
|-------------|-----|-----------------------|--------|
| Hits | - | - | - |
| Doubles | - | - | - |
| Triples | - | - | - |
| Home Runs | - | - | - |
| Total Bases | - | - | - |
| RBI | - | - | - |
| Runs | 1 | 2x (Northwestern St.) | 3/6/21 |
| Walks | - | - | - |
| ABs | - | - | - |

CAREER HIGHS

| Category | No. | Opponent (Last) | Date |
|-------------|-----|-----------------------|--------|
| Hits | - | - | - |
| Doubles | - | - | - |
| Triples | - | - | - |
| Home Runs | - | - | - |
| Total Bases | - | - | - |
| RBI | - | - | - |
| Runs | 1 | 2x (Northwestern St.) | 3/6/21 |
| Walks | - | - | - |
| ABs | - | - | - |

BIO CONTINUED

BIO

Prior to Arkansas

Played at Mater Dei High School for head coaches Sean Brashear and Jessica Foley Won back-to-back Trinity League championships in 2018 and 2019 ... Selected to the 2020 Orange County All-Star Game ... Mater Dei was tabbed the No. 10 team in the state prior to the COVID shortened 2020 season ... As a freshman hit .333 (17-for-51) with one homer, nine RBI and five runs scored ... Named to the 2020 PGH All-American Watch List ... Played travel ball for Explosion Denio and Firecrackers Brashear.

Personal

Has two siblings, Donna and Meredith ... Sister Donna currently plays softball at Virginia ... Is a third-generation Razorback.

GAME-BY-GAME

| Date | Opponent | Pos | AB | R | H | RBI | 2B | 3B | HR | BB | SB | CS | HBP | SAC | SF | GDP | K | PO | A | E | Avg | |
|--------|-------------------|-------|----|---|---|-----|----|----|----|----|----|----|-----|-----|----|-----|---|----|---|---|-----|------|
| Feb 11 | vs Oklahoma State | pr | 0 | 0 | 0 | 0 | 0 | 0 | 0 | 0 | 0 | 0 | 0 | 0 | 0 | 0 | 0 | 0 | 0 | 0 | 0 | .000 |
| Feb 25 | NORTH DAKOTA | pr | 0 | 0 | 0 | 0 | 0 | 0 | 0 | 0 | 0 | 0 | 0 | 0 | 0 | 0 | 0 | 0 | 0 | 0 | 0 | .000 |
| Mar 05 | KANSAS | pr | 0 | 1 | 0 | 0 | 0 | 0 | 0 | 0 | 0 | 0 | 0 | 0 | 0 | 0 | 0 | 0 | 0 | 0 | 0 | .000 |
| Mar 06 | NORTHWESTERN | pr/dh | 0 | 1 | 0 | 0 | 0 | 0 | 0 | 0 | 0 | 0 | 0 | 0 | 0 | 0 | 0 | 0 | 0 | 0 | 0 | .000 |
| Mar 16 | LIBERTY | pr | 0 | 0 | 0 | 0 | 0 | 0 | 0 | 0 | 0 | 0 | 0 | 0 | 0 | 0 | 0 | 0 | 0 | 0 | 0 | .000 |
| Mar 19 | OLE MISS | pr | 0 | 0 | 0 | 0 | 0 | 0 | 0 | 0 | 0 | 0 | 0 | 0 | 0 | 0 | 0 | 0 | 0 | 0 | 0 | .000 |
| Mar 21 | OLE MISS | pr | 0 | 0 | 0 | 0 | 0 | 0 | 0 | 0 | 0 | 0 | 0 | 0 | 0 | 0 | 0 | 0 | 0 | 0 | 0 | .000 |
| Mar 27 | MISSISSIPPI STA | pr | 0 | 0 | 0 | 0 | 0 | 0 | 0 | 0 | 0 | 0 | 0 | 0 | 0 | 0 | 0 | 0 | 0 | 0 | 0 | .000 |
| Mar 28 | MISSISSIPPI STA | pr | 0 | 0 | 0 | 0 | 0 | 0 | 0 | 0 | 0 | 0 | 0 | 0 | 0 | 0 | 0 | 0 | 0 | 0 | 0 | .000 |
| Apr 01 | at Auburn | pr | 0 | 0 | 0 | 0 | 0 | 0 | 0 | 0 | 0 | 0 | 0 | 0 | 0 | 0 | 0 | 0 | 0 | 0 | 0 | .000 |
| Apr 02 | at Auburn | pr | 0 | 0 | 0 | 0 | 0 | 0 | 0 | 0 | 0 | 0 | 0 | 0 | 0 | 0 | 0 | 0 | 0 | 0 | 0 | .000 |
| Totals | | Ugs | 0 | 2 | 0 | 0 | 0 | 0 | 0 | 0 | 0 | 0 | 0 | 0 | 0 | 0 | 0 | 0 | 0 | 0 | 0 | .000 |

On base pct. .000 • Slugging pct. .000

Marlene Friedman Career Stats

| Year | avq | gp-gs | ab | r | h | 2b | 3b | hr | rbi | tb | slq% | bb | hbp | so | gdp | ob% | sf | sh | sb-att | po | a | e | fld% |
|-------|------|-------|----|---|---|----|----|----|-----|----|------|----|-----|----|-----|------|----|----|--------|----|---|---|------|
| 2021 | .000 | 11-0 | 0 | 2 | 0 | 0 | 0 | 0 | 0 | 0 | .000 | 0 | 0 | 0 | 0 | .000 | 0 | 0 | 0-0 | 0 | 0 | 0 | .000 |
| TOTAL | .000 | 11-0 | 0 | 2 | 0 | 0 | 0 | 0 | 0 | 0 | .000 | 0 | 0 | 0 | 0 | .000 | 0 | 0 | 0-0 | 0 | 0 | 0 | .000 |



HANNAH GAMMILL

UTL • L/L • 5-8 • Freshman
Beebe, Ark. • Beebe HS

20

SEASON HIGHS

| Category | No. | Opponent (Last) | Date |
|-------------|-----|-----------------------|---------|
| Hits | 3 | Missouri State | 4/6/21 |
| Doubles | 1 | 4x (Alabama) | 4/11/21 |
| Triples | - | - | - |
| Home Runs | 1 | 7x (Georgia) | 4/16/21 |
| Total Bases | 6 | Missouri State | 4/6/21 |
| RBI's | 3 | 2x (North Dakota St.) | 2/25/21 |
| Runs | 3 | 2x (Georgia) | 4/16/21 |
| Walks | 2 | 4x (Georgia) | 4/16/21 |
| ABs | 6 | McNeese | 2/20/21 |

CAREER HIGHS

| Category | No. | Opponent (Last) | Date |
|-------------|-----|-----------------------|---------|
| Hits | 3 | Missouri State | 4/6/21 |
| Doubles | 1 | 4x (Alabama) | 4/11/21 |
| Triples | - | - | - |
| Home Runs | 1 | 7x (Georgia) | 4/16/21 |
| Total Bases | 6 | Missouri State | 4/6/21 |
| RBI's | 3 | 2x (North Dakota St.) | 2/25/21 |
| Runs | 3 | 2x (Georgia) | 4/16/21 |
| Walks | 2 | 4x (Georgia) | 4/16/21 |
| ABs | 6 | McNeese | 2/20/21 |

BIO CONTINUED

nine home runs, 37 RBI and 32 runs scored and slashed .500/.652/1.068 ... Part of a Badgers team that finished 20-7 and reached the state tournament quarterfinals and claimed a Central Conference Championship ... Hit .439 (25-for-57) as a sophomore in 2018 with four doubles, one triple, seven homers, 23 RBI and 34 runs scored ... Played in five games as a freshman in 2017 and hit .538 (7-for-13) with two doubles, two home runs, four RBI and six runs scored ... Also played volleyball at Beebe and was an all-conference selection.

Personal

Daughter of Monty and Becky Gammill ... Has two siblings, David and Danielle ... Plans on majoring in nursing and wants to become a nurse anesthetist ... Enjoys going to church, hammocking, running, swimming and shopping ... Lists her eye being two different colors as something most people don't know about her.

BIO

As a Freshman (2020)

One of four Razorbacks to hit a first-inning home run against Texas Tech (Feb. 26), setting the school record for homers in an inning... After not playing since March 9, hit a homer in first at bat and was 3-for-3 vs. Missouri State (April 6).

Prior to Arkansas

Played four seasons at Beebe High School for head coach Eric Chambers ... Rated the No. 51 player in the 2020 class in the final edition of the FloSoftball Hot 100 ... Tabbed No. 62 player in the final 2020 Extra Elite 100 ... Three-time Class 5A All-State Selection and three-time all-conference selection ... Tabbed to the All-State Tournament Team in 2017 ... Named to the 2020 PGF High School All-American Watchlist ... Slashed .486/.632/1.021 in 55 career games over four seasons at Beebe and collected 68 career hits, 76 RBI, 14 doubles, two triples, 19 homers and 85 runs scored ... Played in five games as a senior due to the COVID-19 shortened 2020 season and hit .583 (7-for-12) with 13 runs scored, two doubles, one triple, one home run and 12 RBI ... Named the Downtown Tip Off Club Player of the Week ... Member of a Beebe squad that finished the season with a 5-0 record and outscored its opponents, 58-11 ... As a junior in 2019, hit .500 (29-for-57) with six doubles,

GAME-BY-GAME

| Date | Opponent | Pos | AB | R | H | RBI | 2B | 3B | HR | BB | SB | CS | HBP | SAC | SF | GDP | K | PO | A | E | Avg | |
|--------|---------------------|-----|------|----|----|-----|----|----|----|----|----|----|-----|-----|----|-----|---|----|----|----|-----|------|
| Feb 20 | at McNeese | *3b | 6 | 0 | 1 | 0 | 0 | 0 | 0 | 0 | 0 | 0 | 0 | 0 | 0 | 0 | 0 | 0 | 2 | 1 | 0 | .167 |
| Feb 20 | at McNeese | *3b | 2 | 1 | 1 | 1 | 0 | 0 | 1 | 1 | 0 | 0 | 0 | 0 | 0 | 0 | 0 | 1 | 1 | 1 | 1 | .250 |
| Feb 21 | vs Baylor | *3b | 2 | 1 | 1 | 0 | 0 | 0 | 0 | 0 | 0 | 1 | 0 | 0 | 0 | 0 | 0 | 2 | 0 | 0 | 0 | .300 |
| Feb 21 | at McNeese | *3b | 3 | 1 | 2 | 1 | 0 | 0 | 1 | 0 | 0 | 0 | 0 | 0 | 0 | 0 | 0 | 3 | 2 | 0 | 0 | .385 |
| Feb 22 | at UT Arlington-1 | *3b | 3 | 1 | 1 | 3 | 0 | 0 | 1 | 1 | 0 | 0 | 0 | 0 | 0 | 0 | 0 | 1 | 4 | 0 | 0 | .375 |
| Feb 22 | at UT Arlington-2 | *3b | 3 | 0 | 0 | 0 | 0 | 0 | 0 | 0 | 0 | 0 | 0 | 0 | 0 | 0 | 0 | 1 | 0 | 0 | 0 | .316 |
| Feb 25 | NORTH DAKOTA | *3b | 3 | 1 | 2 | 3 | 0 | 0 | 1 | 0 | 0 | 0 | 0 | 0 | 0 | 0 | 1 | 0 | 3 | 0 | 0 | .364 |
| Feb 25 | NORTH DAKOTA | *3b | 3 | 0 | 1 | 1 | 0 | 0 | 0 | 0 | 0 | 0 | 0 | 0 | 0 | 0 | 0 | 2 | 1 | 0 | 0 | .360 |
| Feb 26 | TEXAS TECH | *3b | 1 | 2 | 1 | 2 | 0 | 0 | 1 | 1 | 0 | 0 | 0 | 0 | 0 | 0 | 0 | 1 | 2 | 0 | 0 | .385 |
| Feb 26 | TEXAS TECH | *3b | 1 | 2 | 1 | 2 | 0 | 0 | 1 | 1 | 0 | 0 | 0 | 0 | 0 | 0 | 0 | 1 | 0 | 4 | 0 | .345 |
| Feb 27 | SOUTHEAST MIS | *3b | 1 | 1 | 0 | 1 | 0 | 0 | 0 | 0 | 0 | 0 | 0 | 0 | 0 | 0 | 1 | 0 | 0 | 5 | 0 | .333 |
| Feb 28 | TEXAS TECH | *3b | 2 | 1 | 1 | 0 | 0 | 0 | 0 | 2 | 0 | 0 | 0 | 0 | 0 | 0 | 0 | 0 | 1 | 1 | 0 | .344 |
| Mar 04 | DRAKE-1 | *3b | 2 | 1 | 1 | 0 | 0 | 0 | 0 | 1 | 0 | 0 | 0 | 0 | 0 | 0 | 0 | 0 | 4 | 0 | 0 | .353 |
| Mar 04 | DRAKE-2 | *3b | 1 | 0 | 0 | 0 | 0 | 0 | 0 | 2 | 0 | 0 | 0 | 0 | 0 | 0 | 0 | 2 | 4 | 1 | 0 | .343 |
| Mar 05 | KANSAS | *3b | 2 | 3 | 2 | 2 | 1 | 0 | 0 | 1 | 0 | 0 | 1 | 0 | 0 | 0 | 0 | 2 | 1 | 1 | 0 | .378 |
| Mar 05 | NORTHWESTERN | *3b | 2 | 2 | 0 | 0 | 0 | 0 | 0 | 2 | 0 | 0 | 0 | 0 | 0 | 0 | 0 | 1 | 3 | 0 | 0 | .359 |
| Mar 06 | NORTHWESTERN | *3b | 3 | 2 | 2 | 1 | 0 | 0 | 0 | 0 | 0 | 0 | 0 | 0 | 0 | 0 | 0 | 0 | 0 | 0 | 0 | .381 |
| Mar 09 | at Central Arkansas | *3b | 4 | 0 | 1 | 1 | 1 | 0 | 0 | 0 | 0 | 0 | 0 | 0 | 0 | 0 | 2 | 0 | 1 | 0 | 0 | .370 |
| Apr 06 | MISSOURI STATE | *3b | 3 | 2 | 3 | 2 | 0 | 0 | 1 | 0 | 0 | 0 | 0 | 0 | 0 | 0 | 0 | 0 | 3 | 0 | 0 | .408 |
| Apr 09 | ALABAMA | *3b | 3 | 0 | 0 | 0 | 0 | 0 | 0 | 0 | 0 | 0 | 1 | 0 | 0 | 0 | 1 | 0 | 0 | 0 | 0 | .385 |
| Apr 10 | ALABAMA | *3b | 3 | 0 | 1 | 0 | 1 | 0 | 0 | 0 | 0 | 0 | 0 | 0 | 0 | 0 | 2 | 1 | 4 | 0 | 0 | .382 |
| Apr 11 | ALABAMA | *3b | 4 | 0 | 1 | 0 | 1 | 0 | 0 | 0 | 0 | 0 | 0 | 0 | 0 | 0 | 1 | 0 | 4 | 0 | 0 | .373 |
| Apr 16 | at Georgia | *3b | 3 | 3 | 1 | 2 | 0 | 0 | 1 | 2 | 0 | 0 | 0 | 0 | 0 | 0 | 0 | 0 | 1 | 0 | 0 | .371 |
| Apr 17 | at Georgia | *3b | 1 | 2 | 0 | 0 | 0 | 0 | 0 | 0 | 0 | 0 | 3 | 0 | 0 | 0 | 0 | 2 | 0 | 0 | 0 | .365 |
| Apr 18 | at Georgia | *3b | 4 | 0 | 0 | 0 | 0 | 0 | 0 | 0 | 0 | 0 | 0 | 0 | 0 | 0 | 1 | 0 | 1 | 0 | 0 | .343 |
| Totals | | | 25gs | 67 | 24 | 23 | 20 | 4 | 0 | 7 | 13 | 0 | 0 | 7 | 0 | 1 | 0 | 9 | 22 | 50 | 3 | .343 |

On base pct. .489 • Slugging pct. .716

Hannah Gammill Career Stats

| Year | avq | qp-gs | ab | r | h | 2b | 3b | hr | rbi | tb | slq% | bb | hbp | so | gdp | ob% | sf | sh | sb-att | po | a | e | fld% |
|-------|------|-------|----|----|----|----|----|----|-----|----|------|----|-----|----|-----|------|----|----|--------|----|----|---|------|
| 2021 | .343 | 25-25 | 67 | 24 | 23 | 4 | 0 | 7 | 20 | 48 | .716 | 13 | 7 | 9 | 0 | .489 | 1 | 0 | 0-0 | 22 | 50 | 3 | .960 |
| TOTAL | .343 | 25-25 | 67 | 24 | 23 | 4 | 0 | 7 | 20 | 48 | .716 | 13 | 7 | 9 | 0 | .489 | 1 | 0 | 0-0 | 22 | 50 | 3 | .960 |



LAUREN GRAVES

UTL • R/R • 5-8 • Redshirt Senior
White Hall, Ark. • Maryland (White Hall HS)

21

SEASON HIGHS

| Category | No. | Opponent (Last) | Date |
|----------------|-----|-----------------|------|
| Innings | - | - | - |
| Longest Start | - | - | - |
| Shortest Start | - | - | - |
| Longest Relief | - | - | - |
| Hits | - | - | - |
| Runs | - | - | - |
| Earned Runs | - | - | - |
| Walks | - | - | - |
| Strikeouts | - | - | - |
| Pitches | - | - | - |

CAREER HIGHS

| Category | No. | Opponent (Last) | Date |
|----------------|------|---------------------|---------|
| Innings | 3.1* | Northwestern | 4/8/17 |
| Longest Start | 2.0* | Dartmouth | 2/26/17 |
| Shortest Start | 0.1* | Binghamton | 3/19/17 |
| Longest Relief | 3.1* | Northwestern | 4/8/17 |
| Hits | 9 | Kentucky | 3/30/19 |
| Runs | 10 | Kentucky | 3/30/19 |
| Earned Runs | 7 | Kentucky | 3/30/19 |
| Walks | 4* | 3x (Tennessee) | 3/17/18 |
| Strikeouts | 4 | Arkansas Pine Bluff | 4/16/19 |
| Pitches | 56 | Kentucky | 3/30/19 |

*At Maryland

BIO CONTINUED

At Maryland (2017-18)

Played two seasons Maryland before playing at Arkansas ... Made 27 appearances, including seven starts, for the Terrapins... Against Northwestern during her freshman year, she turned in a career-best outing with 3.1 innings of work with three strikeouts...

Prior to College

Prepped at White Hall High School... In 2014, she helped lead the Bulldogs to the 5A state title... Was a three-time all-state selection... Earned four all-conference honors... Was a state all-star pick as a junior and a senior and was named to the 2014 Southeast Arkansas All-First Team as a pitcher.

Personal

Daughter of Gregg and Jennifer Graves... Has a sister, Amanda... Majoring in Communication.

BIO

Career Accolades

Academic All-Big Ten (2018, *at Maryland)

As a Redshirt Senior (2021)

Hit first career home run, a two-run shot, in a pinch hitting assignment against Northwestern State (March 6).

As a Senior (2020)

Did not see time inside the circle... Was used four times as a pinch hitter (0-for-4).

As a Junior (2019)

Made six appearances inside the circle, three of two innings or more for 10.1 total innings ... Struck out nine batters, including a season-high four against UAPB (April 16).

GAME-BY-GAME

| Date | Opponent | Pos | AB | R | H | RBI | 2B | 3B | HR | BB | SB | CS | HBP | SAC | SF | GDP | K | PO | A | E | Avg |
|--------|-------------------|-----|----|---|---|-----|----|----|----|----|----|----|-----|-----|----|-----|---|----|---|---|------|
| Feb 25 | NORTH DAKOTA | ph | 1 | 0 | 0 | 0 | 0 | 0 | 0 | 0 | 0 | 0 | 0 | 0 | 0 | 0 | 0 | 0 | 0 | 0 | .000 |
| Feb 26 | TEXAS TECH | ph | 1 | 0 | 0 | 0 | 0 | 0 | 0 | 0 | 0 | 0 | 0 | 0 | 0 | 0 | 0 | 0 | 0 | 0 | .000 |
| Mar 05 | NORTHWESTERN | ph | 1 | 0 | 0 | 0 | 0 | 0 | 0 | 0 | 0 | 0 | 0 | 0 | 0 | 0 | 1 | 0 | 0 | 0 | .000 |
| Mar 06 | NORTHWESTERN | ph | 1 | 1 | 1 | 2 | 0 | 0 | 1 | 0 | 0 | 0 | 0 | 0 | 0 | 0 | 0 | 0 | 0 | 0 | .250 |
| Mar 12 | at South Carolina | ph | 1 | 0 | 1 | 1 | 0 | 0 | 0 | 0 | 0 | 0 | 0 | 0 | 0 | 0 | 0 | 0 | 0 | 0 | .400 |
| Mar 13 | at South Carolina | ph | 1 | 0 | 0 | 0 | 0 | 0 | 0 | 0 | 0 | 0 | 0 | 0 | 0 | 0 | 0 | 0 | 0 | 0 | .333 |
| Mar 14 | at South Carolina | ph | 1 | 0 | 0 | 0 | 0 | 0 | 0 | 0 | 0 | 0 | 0 | 0 | 0 | 0 | 1 | 0 | 0 | 0 | .286 |
| Mar 16 | LIBERTY | ph | 1 | 0 | 0 | 0 | 0 | 0 | 0 | 0 | 0 | 0 | 0 | 0 | 0 | 0 | 1 | 0 | 0 | 0 | .250 |
| Mar 23 | at Kansas City | ph | 1 | 0 | 1 | 2 | 0 | 0 | 0 | 0 | 0 | 0 | 0 | 0 | 0 | 0 | 0 | 0 | 0 | 0 | .333 |
| Mar 24 | at Kansas | *dh | 1 | 0 | 0 | 0 | 0 | 0 | 0 | 1 | 0 | 0 | 0 | 0 | 0 | 0 | 0 | 0 | 0 | 0 | .300 |
| Mar 26 | MISSISSIPPI STA | *dh | 2 | 0 | 0 | 0 | 0 | 0 | 0 | 0 | 0 | 0 | 0 | 0 | 0 | 0 | 2 | 0 | 0 | 0 | .250 |
| Mar 27 | MISSISSIPPI STA | *dh | 2 | 1 | 0 | 1 | 0 | 0 | 0 | 1 | 0 | 0 | 1 | 0 | 0 | 0 | 2 | 0 | 0 | 0 | .214 |
| Totals | | 3gs | 14 | 2 | 3 | 6 | 0 | 0 | 1 | 2 | 0 | 0 | 1 | 0 | 0 | 0 | 7 | 0 | 0 | 0 | .214 |

On base pct. .353 • Slugging pct. .429

Lauren Graves Career Stats - Arkansas Only

| Year | avg | qp-qs | ab | r | h | 2b | 3b | hr | rbi | tb | slg% | bb | hbp | so | qdp | ob% | sf | sh | sb-att | po | a | e | fld% |
|-------|------|-------|----|---|---|----|----|----|-----|----|------|----|-----|----|-----|------|----|----|--------|----|---|---|-------|
| 2019 | .000 | 1-0 | 1 | 0 | 0 | 0 | 0 | 0 | 0 | 0 | .000 | 0 | 0 | 1 | 0 | .000 | 0 | 0 | 0-0 | 0 | 1 | 0 | 1.000 |
| 2020 | .000 | 4-0 | 4 | 0 | 0 | 0 | 0 | 0 | 0 | 0 | .000 | 0 | 0 | 3 | 0 | .000 | 0 | 0 | 0-0 | 0 | 0 | 0 | .000 |
| 2021 | .214 | 12-3 | 14 | 2 | 3 | 0 | 0 | 1 | 6 | 6 | .429 | 2 | 1 | 7 | 0 | .353 | 0 | 0 | 0-0 | 0 | 0 | 0 | .000 |
| TOTAL | .158 | 17-3 | 19 | 2 | 3 | 0 | 0 | 1 | 6 | 6 | .316 | 2 | 1 | 11 | 0 | .273 | 0 | 0 | 0-0 | 0 | 1 | 0 | 1.000 |



LINNIE MALKIN

OF • R/R • 5-11 • Redshirt Junior
Broomfield, Colo. • Broomfield HS

22

SEASON HIGHS

| Category | No. | Opponent (Last) | Date |
|-------------|-----|------------------------|---------|
| Hits | 3 | 2x (Mississippi State) | 2/27/21 |
| Doubles | 1 | 3x (Kansas City) | 3/23/21 |
| Triples | - | - | - |
| Home Runs | 2 | McNeese | 2/20/21 |
| Total Bases | 9 | McNeese | 2/20/21 |
| RBI's | 5 | North Dakota State | 2/25/21 |
| Runs | 3 | 2x (Mississippi State) | 3/27/21 |
| Walks | 4 | Oklahoma State | 2/11/21 |
| ABs | 7 | McNeese | 2/20/21 |

CAREER HIGHS

| Category | No. | Opponent (Last) | Date |
|-------------|-----|------------------------|---------|
| Hits | 3 | 4x (Mississippi State) | 2/27/21 |
| Doubles | 1 | 12x (Kansas City) | 3/23/21 |
| Triples | - | - | - |
| Home Runs | 2 | 2x (McNeese) | 2/20/21 |
| Total Bases | 9 | McNeese | 2/20/21 |
| RBI's | 5 | North Dakota State | 2/25/21 |
| Runs | 3 | 3x (Mississippi State) | 3/27/21 |
| Walks | 4 | Oklahoma State | 2/21/21 |
| ABs | 7 | McNeese | 2/20/21 |

BIO CONTINUED

game-winning fashion against LSU (April 18) as she helped propel the Razorbacks to an 8-5 win... Had three doubles on the year against Northern Colorado (Feb. 15), Wichita State (April 10), and Furman (April 14)... Contributed nine RBIs on 12 hits, while scoring two runs.

As a Freshman (2018)

Played in 23 games and made 14 starts... In her collegiate debut hit two home runs, drove in three runs and scored twice against Grand Canyon (Feb. 17)... Had multiple hits in three games.

Prior to Arkansas

Guided Broomfield HS to a state runner-up finish her senior year and registered a .603 batting average with 11 home runs, 35 RBIs and a 1.365 slugging percentage... Named the Colorado State Gatorade Player of the Year and 2016 SA Player of the Year.

Personal

Daughter of John and Angela Malkin... and has a brother, Matthew... Majoring in Sports Management.

BIO

As a Redshirt Junior (2021)

Hit the go-ahead two-run home run in the top of the 14th inning at McNeese (Feb. 20) and helped win the second-longest game in school history.

As a Junior (2020)

Made 23 starts in right field and two as the designated player... Led the team in home runs and RBI... Tied for the 11th most RBI in the SEC... Tied for the team lead with eight multiple RBI games... Collected two three hit games at New Mexico State (Feb. 8) and against Bradley (Feb. 9)... Hit a grand slam against Villanova (Feb. 28)... Totaled two four RBI games against South Dakota State (Feb. 21) and Villanova (Feb. 28)... Scored a career-high three runs against Villanova (Feb. 29).

As a Sophomore (2019)

Played in 36 games and made five starts, three as the designated player and two at third base... Lone long ball came in


GAME-BY-GAME

| Date | Opponent | Pos | AB | R | H | RBI | 2B | 3B | HR | BB | SB | CS | HBP | SAC | SF | GDP | K | PO | A | E | Avg | |
|--------|---------------------|--------|------|-----|----|-----|----|----|----|----|----|----|-----|-----|----|-----|---|----|----|---|------|------|
| Feb 11 | vs Oklahoma State | *dh | 1 | 1 | 0 | 0 | 0 | 0 | 0 | 4 | 0 | 0 | 0 | 0 | 0 | 0 | 1 | 0 | 0 | 0 | .000 | |
| Feb 20 | at McNeese | *dh | 7 | 3 | 3 | 3 | 0 | 0 | 2 | 0 | 0 | 0 | 0 | 0 | 0 | 0 | 1 | 0 | 0 | 0 | .375 | |
| Feb 20 | at McNeese | *dh | 4 | 0 | 0 | 0 | 0 | 0 | 0 | 0 | 0 | 0 | 0 | 0 | 0 | 0 | 1 | 0 | 0 | 0 | .250 | |
| Feb 21 | vs Baylor | *dh | 3 | 0 | 1 | 2 | 0 | 0 | 0 | 0 | 0 | 0 | 0 | 0 | 0 | 0 | 2 | 0 | 0 | 0 | .267 | |
| Feb 21 | at McNeese | *dh | 3 | 1 | 1 | 2 | 0 | 0 | 1 | 0 | 0 | 0 | 0 | 0 | 0 | 0 | 1 | 0 | 0 | 0 | .278 | |
| Feb 22 | at UT Arlington-1 | *dh | 4 | 1 | 1 | 3 | 0 | 0 | 1 | 0 | 0 | 0 | 0 | 0 | 0 | 0 | 1 | 0 | 0 | 0 | .273 | |
| Feb 22 | at UT Arlington-2 | *dh | 3 | 0 | 0 | 0 | 0 | 0 | 1 | 0 | 0 | 0 | 0 | 0 | 0 | 0 | 0 | 0 | 0 | 0 | .240 | |
| Feb 25 | NORTH DAKOTA | *dh | 3 | 1 | 2 | 5 | 1 | 0 | 1 | 0 | 0 | 0 | 0 | 0 | 0 | 0 | 0 | 0 | 0 | 0 | .286 | |
| Feb 25 | NORTH DAKOTA | *dh | 3 | 0 | 1 | 0 | 0 | 0 | 0 | 0 | 0 | 0 | 1 | 0 | 0 | 0 | 0 | 0 | 0 | 0 | .290 | |
| Feb 26 | TEXAS TECH | *dh/1 | 1 | 2 | 1 | 2 | 0 | 0 | 1 | 1 | 0 | 0 | 0 | 0 | 0 | 0 | 0 | 5 | 0 | 0 | .312 | |
| Feb 26 | SOUTHEAST MIS | *dh | 3 | 1 | 2 | 1 | 0 | 0 | 0 | 0 | 0 | 0 | 0 | 0 | 0 | 0 | 0 | 0 | 0 | 0 | .343 | |
| Feb 27 | SOUTHEAST MIS | *dh | 3 | 0 | 1 | 0 | 0 | 0 | 0 | 0 | 0 | 0 | 0 | 0 | 0 | 0 | 0 | 1 | 0 | 0 | .342 | |
| Feb 28 | TEXAS TECH | *dh | 4 | 0 | 1 | 0 | 0 | 0 | 0 | 0 | 0 | 0 | 0 | 0 | 0 | 0 | 1 | 0 | 0 | 0 | .333 | |
| Mar 04 | DRAKE-1 | *of | 3 | 1 | 2 | 0 | 0 | 0 | 0 | 0 | 0 | 0 | 0 | 0 | 0 | 0 | 1 | 0 | 0 | 0 | .356 | |
| Mar 04 | DRAKE-2 | *of | 3 | 0 | 0 | 0 | 0 | 0 | 0 | 0 | 0 | 0 | 0 | 0 | 0 | 0 | 0 | 0 | 0 | 0 | .333 | |
| Mar 05 | KANSAS | *of | 3 | 1 | 1 | 1 | 0 | 0 | 0 | 0 | 0 | 0 | 0 | 0 | 0 | 0 | 0 | 0 | 0 | 0 | .333 | |
| Mar 05 | NORTHWESTERN | *of | 2 | 0 | 0 | 0 | 0 | 0 | 0 | 1 | 0 | 0 | 0 | 0 | 0 | 0 | 0 | 0 | 0 | 0 | .321 | |
| Mar 06 | NORTHWESTERN | *of | 2 | 0 | 0 | 0 | 0 | 0 | 0 | 1 | 0 | 0 | 0 | 0 | 0 | 0 | 0 | 0 | 0 | 0 | .309 | |
| Mar 09 | at Central Arkansas | *of/dh | 3 | 1 | 1 | 1 | 0 | 0 | 1 | 0 | 0 | 0 | 0 | 0 | 0 | 0 | 0 | 0 | 0 | 0 | .310 | |
| Mar 12 | at South Carolina | *of/dh | 4 | 1 | 1 | 1 | 0 | 0 | 1 | 0 | 0 | 0 | 0 | 0 | 0 | 0 | 0 | 0 | 0 | 0 | .306 | |
| Mar 13 | at South Carolina | *of/dh | 5 | 0 | 1 | 1 | 0 | 0 | 0 | 0 | 0 | 0 | 1 | 0 | 0 | 0 | 0 | 1 | 0 | 0 | .299 | |
| Mar 14 | at South Carolina | *of/dh | 3 | 1 | 1 | 1 | 0 | 0 | 1 | 0 | 0 | 0 | 0 | 0 | 0 | 0 | 1 | 0 | 0 | 0 | .300 | |
| Mar 16 | LIBERTY | *dh | 4 | 0 | 1 | 0 | 0 | 0 | 0 | 1 | 0 | 0 | 0 | 0 | 0 | 0 | 2 | 0 | 0 | 0 | .297 | |
| Mar 19 | OLE MISS | *dh | 3 | 0 | 1 | 0 | 1 | 0 | 0 | 0 | 0 | 0 | 0 | 0 | 0 | 0 | 1 | 0 | 0 | 0 | .299 | |
| Mar 20 | OLE MISS | *dh | 3 | 0 | 0 | 0 | 0 | 0 | 0 | 0 | 0 | 0 | 0 | 0 | 0 | 0 | 0 | 1 | 0 | 0 | .287 | |
| Mar 21 | OLE MISS | *dh | 4 | 0 | 0 | 0 | 0 | 0 | 0 | 0 | 0 | 0 | 0 | 0 | 0 | 0 | 1 | 1 | 0 | 0 | .274 | |
| Mar 23 | at Kansas City | *dh | 3 | 1 | 1 | 1 | 1 | 0 | 0 | 2 | 0 | 0 | 0 | 0 | 0 | 0 | 0 | 0 | 0 | 0 | .276 | |
| Mar 24 | at Kansas | *1b | 4 | 1 | 2 | 1 | 0 | 0 | 1 | 0 | 0 | 0 | 0 | 0 | 0 | 0 | 0 | 2 | 0 | 0 | .286 | |
| Mar 26 | MISSISSIPPI STA | *1b | 3 | 1 | 1 | 2 | 0 | 0 | 1 | 0 | 0 | 0 | 0 | 0 | 0 | 0 | 1 | 4 | 0 | 0 | .287 | |
| Mar 27 | MISSISSIPPI STA | *1b | 4 | 3 | 3 | 1 | 0 | 0 | 1 | 0 | 0 | 0 | 0 | 0 | 0 | 0 | 0 | 5 | 1 | 0 | .306 | |
| Mar 28 | MISSISSIPPI STA | *1b | 2 | 0 | 0 | 0 | 0 | 0 | 0 | 1 | 0 | 0 | 0 | 0 | 0 | 0 | 2 | 3 | 0 | 0 | .300 | |
| Apr 01 | at Auburn | *dh | 3 | 0 | 0 | 0 | 0 | 0 | 0 | 0 | 0 | 0 | 1 | 0 | 0 | 0 | 1 | 0 | 0 | 0 | .291 | |
| Apr 02 | at Auburn | *dh | 3 | 0 | 0 | 0 | 0 | 0 | 0 | 0 | 0 | 0 | 0 | 0 | 0 | 0 | 1 | 0 | 0 | 0 | .283 | |
| Apr 03 | at Auburn | *dh | 4 | 0 | 1 | 1 | 0 | 0 | 0 | 0 | 0 | 0 | 0 | 0 | 0 | 0 | 0 | 1 | 0 | 0 | .282 | |
| Apr 06 | MISSOURI STATE | *dh | 2 | 1 | 1 | 1 | 0 | 0 | 1 | 1 | 0 | 0 | 0 | 0 | 0 | 0 | 0 | 1 | 0 | 0 | .286 | |
| Apr 09 | ALABAMA | *dh | 4 | 0 | 2 | 2 | 0 | 0 | 0 | 0 | 0 | 0 | 0 | 0 | 0 | 0 | 0 | 1 | 0 | 0 | .293 | |
| Apr 10 | ALABAMA | *dh | 3 | 0 | 1 | 0 | 0 | 0 | 0 | 0 | 0 | 0 | 0 | 0 | 0 | 0 | 0 | 0 | 0 | 0 | .294 | |
| Apr 11 | ALABAMA | *dh | 3 | 0 | 0 | 0 | 0 | 0 | 0 | 0 | 0 | 0 | 0 | 0 | 0 | 0 | 2 | 0 | 0 | 0 | .287 | |
| Apr 16 | at Georgia | *dh | 4 | 0 | 1 | 0 | 0 | 0 | 0 | 0 | 0 | 0 | 0 | 0 | 0 | 0 | 1 | 0 | 0 | 0 | .286 | |
| Apr 17 | at Georgia | *dh | 3 | 0 | 0 | 0 | 0 | 0 | 0 | 1 | 0 | 0 | 0 | 0 | 0 | 0 | 0 | 1 | 0 | 0 | .279 | |
| Apr 18 | at Georgia | *dh | 4 | 1 | 0 | 0 | 0 | 0 | 0 | 0 | 0 | 0 | 0 | 0 | 0 | 0 | 0 | 1 | 0 | 0 | .271 | |
| Totals | | | 41gs | 133 | 23 | 36 | 32 | 3 | 0 | 13 | 14 | 0 | 0 | 3 | 0 | 0 | 2 | 29 | 19 | 1 | 0 | .271 |

On base pct. .353 • Slugging pct. .586

Linnie Malkin Career Stats

| Year | avg | gp-gs | ab | r | h | 2b | 3b | hr | rbi | tb | slg% | bb | hbp | so | gdp | ob% | sf | sh | sb-att | po | a | e | fld% |
|-------|------|--------|-----|----|----|----|----|----|-----|-----|------|----|-----|----|-----|------|----|----|--------|----|---|---|-------|
| 2018 | .279 | 23-14 | 43 | 8 | 12 | 2 | 0 | 3 | 8 | 23 | .535 | 10 | 0 | 12 | 0 | .415 | 0 | 0 | 0-0 | 3 | 0 | 0 | 1.000 |
| 2019 | .293 | 36-5 | 41 | 2 | 12 | 3 | 0 | 1 | 9 | 18 | .439 | 6 | 1 | 14 | 1 | .396 | 0 | 0 | 0-0 | 0 | 1 | 1 | .500 |
| 2020 | .247 | 25-25 | 73 | 13 | 18 | 4 | 0 | 6 | 24 | 40 | .548 | 7 | 4 | 17 | 2 | .345 | 0 | 0 | 0-0 | 7 | 2 | 1 | .900 |
| 2021 | .271 | 41-41 | 133 | 23 | 36 | 3 | 0 | 13 | 32 | 78 | .586 | 14 | 3 | 29 | 2 | .353 | 0 | 0 | 0-0 | 19 | 1 | 0 | 1.000 |
| TOTAL | .269 | 125-85 | 290 | 46 | 78 | 12 | 0 | 23 | 73 | 159 | .548 | 37 | 8 | 72 | 5 | .367 | 0 | 0 | 0-0 | 29 | 4 | 2 | .943 |



HANNAH MCEWEN

OF • L/R • 5-7 • Redshirt Junior
San Diego, Calif. • Patrick Henry HS

23

SEASON HIGHS

| Category | No. | Opponent (Last) | Date |
|-------------|-----|-----------------|---------|
| Hits | 3 | Georgia | 4/18/21 |
| Doubles | 1 | 5x (Ole Miss) | 3/19/21 |
| Triples | - | - | - |
| Home Runs | 1 | 4x (Georgia) | 4/18/21 |
| Total Bases | 6 | Georgia | 4/18/21 |
| RBI's | 2 | 2x (Georgia) | 4/17/21 |
| Runs | 2 | 7x (Georgia) | 4/18/21 |
| Walks | 4 | McNeese | 2/20/21 |
| ABs | 4 | 9x (Georgia) | 4/18/21 |

CAREER HIGHS

| Category | No. | Opponent (Last) | Date |
|-------------|-----|-----------------|---------|
| Hits | 4 | 4x (LSU) | 4/19/19 |
| Doubles | 2 | 3x (Boston U) | 3/2/19 |
| Triples | 1 | 3x (IUPUI) | 2/24/19 |
| Home Runs | 2 | Saint Louis | 3/10/18 |
| Total Bases | 9 | Saint Louis | 3/10/18 |
| RBI's | 5 | Marist | 2/23/18 |
| Runs | 3 | 6x (Boston U) | 2/20/20 |
| Walks | 4 | McNeese | 2/20/21 |
| ABs | 6 | Furman | 4/13/19 |

BIO CONTINUED

As a Sophomore (2019)

SEC regular season hits leader (73)... Reached base safely in 31 of 36 games against Top 75 RPI competition... Team leading .429 batting average in SEC play, third-best among SEC players... Had the longest hitting streak on the team (14 games)... First Razorback to finish regular season batting .400 or better (.402 on May 6).

As a Freshman (2018)

One of three players to start all 59 games of the season... Led the team in batting average (.339), slugging percentage (.582), on base percentage (.411), runs scored (45), hits (64), RBI (57), home runs (12), total bases (110) and walks (22)... 57 RBI were the most by a Razorback in a single season... Posted 5 RBI's against Marist (Feb. 23) in a 15-3 win... 18 games with multiple hits... Hit .333 in NCAA play at the NCAA Fayetteville Regional and the NCAA Norman Super Regional... Had three or more RBI in six games.

Prior to Arkansas

Won CIF Western League MVP honors... Registered a career-high .521 batting average and helped lead Patrick Henry High School to its second-consecutive CIF Division I runner-up finish... Finished her high school career with a .463 batting average, 187 hits, 64 extra-base hits and 156 runs scored.

BIO

Career Accolades

NFCA Second Team All-South Region (2019) ... First Team All-SEC (2019) ... Preseason All-SEC (2020, 2021) ... Softball America ... Preseason Top 100 - No. 69 (2020) ... D1softball Preseason Second Team All-American (2020) ... Softball America Short-Season All-America Third Team (2020)

As a Junior (2020)

Led the team and finished seventh in the SEC in batting average (.418)... Ranked third in the SEC and 15th nationally in on base percentage (.565) ... Led the team in doubles, runs scored and walks... Drew 0.76 walks per game, which ranked third in the SEC... Eight multi-hit games... Began season on a five-game hitting streak... Struck out six times in 67 at bats... Registered a season-high three hits and three runs scored against Boston U (Feb. 22)... Hit a three-run home run against Kent State (March 1).


GAME-BY-GAME

| Date | Opponent | Pos | AB | R | H | RBI | 2B | 3B | HR | BB | SB | CS | HBP | SAC | SF | GDP | K | PO | A | E | Avg |
|--------|-------------------|--------|------|----|----|-----|----|----|----|----|----|----|-----|-----|----|-----|---|----|---|---|------|
| Feb 11 | vs Oklahoma State | *of | 2 | 2 | 1 | 0 | 0 | 0 | 0 | 3 | 0 | 0 | 0 | 0 | 0 | 0 | 0 | 3 | 0 | 1 | .500 |
| Feb 20 | at McNeese | *of | 3 | 0 | 0 | 0 | 0 | 0 | 4 | 0 | 0 | 0 | 0 | 0 | 0 | 0 | 3 | 0 | 0 | 0 | .200 |
| Feb 20 | at McNeese | *of | 3 | 1 | 2 | 0 | 0 | 0 | 1 | 0 | 0 | 0 | 0 | 0 | 0 | 0 | 1 | 0 | 0 | 0 | .375 |
| Feb 21 | vs Baylor | *of | 3 | 1 | 1 | 2 | 1 | 0 | 0 | 1 | 0 | 0 | 0 | 0 | 0 | 0 | 1 | 0 | 0 | 0 | .364 |
| Feb 21 | at McNeese | *of | 2 | 0 | 2 | 0 | 1 | 0 | 0 | 2 | 0 | 0 | 0 | 0 | 0 | 0 | 1 | 0 | 0 | 0 | .462 |
| Feb 22 | at UT Arlington-1 | *of | 3 | 2 | 2 | 0 | 0 | 0 | 1 | 0 | 0 | 0 | 0 | 0 | 0 | 0 | 1 | 0 | 0 | 0 | .500 |
| Feb 22 | at UT Arlington-2 | *of | 3 | 2 | 2 | 1 | 0 | 0 | 1 | 0 | 0 | 1 | 0 | 0 | 0 | 0 | 4 | 0 | 0 | 0 | .526 |
| Feb 25 | NORTH DAKOTA | *of | 3 | 1 | 1 | 0 | 1 | 0 | 0 | 0 | 0 | 0 | 0 | 0 | 0 | 0 | 1 | 0 | 0 | 0 | .500 |
| Feb 25 | NORTH DAKOTA | *of | 3 | 1 | 0 | 0 | 0 | 0 | 1 | 0 | 0 | 0 | 0 | 0 | 0 | 0 | 1 | 3 | 0 | 0 | .440 |
| Feb 26 | TEXAS TECH | *of | 2 | 1 | 1 | 1 | 0 | 0 | 1 | 0 | 0 | 0 | 0 | 0 | 0 | 0 | 0 | 1 | 0 | 0 | .444 |
| Feb 26 | SOUTHEAST MIS | *of | 2 | 2 | 0 | 0 | 0 | 0 | 0 | 1 | 0 | 0 | 1 | 0 | 0 | 0 | 0 | 2 | 0 | 0 | .414 |
| Feb 27 | SOUTHEAST MIS | *of | 4 | 1 | 1 | 1 | 1 | 1 | 0 | 0 | 0 | 0 | 0 | 0 | 0 | 0 | 0 | 0 | 0 | 0 | .394 |
| Feb 28 | TEXAS TECH | *of | 4 | 1 | 2 | 0 | 0 | 0 | 0 | 0 | 0 | 0 | 0 | 0 | 0 | 0 | 0 | 2 | 0 | 0 | .405 |
| Mar 19 | OLE MISS | *of | 4 | 1 | 2 | 1 | 1 | 0 | 0 | 0 | 0 | 0 | 0 | 0 | 0 | 0 | 0 | 1 | 1 | 1 | .415 |
| Mar 20 | OLE MISS | *of | 4 | 1 | 2 | 1 | 0 | 0 | 1 | 0 | 0 | 0 | 0 | 0 | 0 | 0 | 1 | 2 | 0 | 0 | .422 |
| Mar 21 | OLE MISS | *of | 4 | 0 | 0 | 0 | 0 | 0 | 0 | 0 | 0 | 0 | 0 | 0 | 0 | 0 | 1 | 3 | 0 | 0 | .388 |
| Mar 23 | at Kansas City | *of/dh | 4 | 2 | 2 | 1 | 0 | 0 | 0 | 1 | 0 | 0 | 0 | 0 | 0 | 0 | 1 | 0 | 0 | 0 | .377 |
| Mar 24 | at Kansas | *of/dh | 4 | 2 | 2 | 1 | 0 | 0 | 0 | 0 | 0 | 0 | 0 | 0 | 0 | 0 | 0 | 0 | 0 | 0 | .386 |
| Mar 26 | MISSISSIPPI STA | *of | 2 | 1 | 0 | 0 | 0 | 0 | 0 | 1 | 0 | 0 | 0 | 0 | 0 | 0 | 2 | 1 | 0 | 0 | .373 |
| Mar 27 | MISSISSIPPI STA | *of | 3 | 0 | 0 | 1 | 0 | 0 | 0 | 0 | 0 | 0 | 1 | 0 | 0 | 0 | 0 | 3 | 0 | 0 | .355 |
| Mar 28 | MISSISSIPPI STA | *of/dh | 2 | 1 | 1 | 0 | 1 | 0 | 0 | 1 | 1 | 0 | 0 | 0 | 0 | 0 | 1 | 0 | 0 | 0 | .359 |
| Apr 01 | at Auburn | *of | 3 | 1 | 1 | 1 | 0 | 0 | 0 | 0 | 0 | 0 | 1 | 0 | 0 | 0 | 0 | 1 | 0 | 0 | .358 |
| Apr 02 | at Auburn | *of | 2 | 1 | 0 | 0 | 0 | 0 | 0 | 2 | 0 | 0 | 0 | 0 | 0 | 0 | 1 | 1 | 0 | 0 | .348 |
| Apr 03 | at Auburn | *of | 3 | 1 | 2 | 1 | 0 | 0 | 0 | 1 | 0 | 0 | 0 | 0 | 0 | 0 | 0 | 1 | 0 | 0 | .361 |
| Apr 06 | MISSOURI STATE | *of | 3 | 1 | 1 | 0 | 1 | 0 | 0 | 0 | 0 | 0 | 0 | 0 | 0 | 0 | 0 | 0 | 0 | 0 | .360 |
| Apr 09 | ALABAMA | *of | 1 | 1 | 0 | 0 | 0 | 0 | 0 | 3 | 0 | 0 | 0 | 0 | 0 | 0 | 0 | 3 | 0 | 0 | .355 |
| Apr 10 | ALABAMA | *of | 3 | 0 | 2 | 0 | 0 | 0 | 0 | 0 | 0 | 0 | 0 | 0 | 0 | 0 | 0 | 1 | 0 | 0 | .367 |
| Apr 11 | ALABAMA | *of | 2 | 0 | 0 | 0 | 0 | 0 | 0 | 2 | 0 | 0 | 0 | 0 | 0 | 0 | 0 | 3 | 0 | 0 | .358 |
| Apr 16 | at Georgia | *of | 3 | 1 | 0 | 1 | 0 | 0 | 0 | 1 | 0 | 0 | 0 | 0 | 0 | 0 | 1 | 2 | 0 | 0 | .345 |
| Apr 17 | at Georgia | *of | 4 | 0 | 2 | 2 | 0 | 0 | 0 | 0 | 0 | 0 | 0 | 0 | 0 | 0 | 0 | 5 | 0 | 0 | .352 |
| Apr 18 | at Georgia | *of | 4 | 2 | 3 | 1 | 0 | 0 | 1 | 0 | 0 | 0 | 0 | 0 | 0 | 0 | 1 | 0 | 0 | 0 | .370 |
| Totals | | | 31gs | 92 | 31 | 34 | 15 | 7 | 0 | 4 | 26 | 1 | 0 | 4 | 0 | 0 | 9 | 50 | 1 | 2 | .370 |

On base pct. .525 • Slugging pct. .576

Hannah McEwen Career Stats

| Year | avg | gp-gs | ab | r | h | 2b | 3b | hr | rbi | tb | slg% | bb | hbp | so | gdp | ob% | sf | sh | sb-att | po | a | e | fld% |
|-------|------|---------|-----|-----|-----|----|----|----|-----|-----|------|----|-----|----|-----|------|----|----|--------|-----|---|----|-------|
| 2018 | .339 | 59-59 | 189 | 45 | 64 | 8 | 1 | 12 | 57 | 110 | .582 | 22 | 4 | 13 | 0 | .411 | 4 | 0 | 0-0 | 44 | 1 | 3 | .938 |
| 2019 | .386 | 58-58 | 189 | 43 | 73 | 12 | 1 | 2 | 26 | 93 | .492 | 18 | 7 | 12 | 0 | .452 | 3 | 0 | 0-0 | 54 | 2 | 6 | .903 |
| 2020 | .418 | 25-25 | 67 | 27 | 28 | 6 | 0 | 2 | 12 | 40 | .597 | 19 | 5 | 6 | 0 | .565 | 1 | 0 | 3-3 | 24 | 0 | 0 | 1.000 |
| 2021 | .370 | 31-31 | 92 | 31 | 34 | 7 | 0 | 4 | 15 | 53 | .576 | 26 | 4 | 9 | 0 | .525 | 0 | 0 | 1-1 | 50 | 1 | 2 | .962 |
| TOTAL | .371 | 173-173 | 537 | 146 | 199 | 33 | 2 | 20 | 110 | 296 | .551 | 85 | 20 | 40 | 0 | .468 | 8 | 0 | 4-4 | 172 | 4 | 11 | .941 |



NICOLE DUNCAN

INF/C • R/R • 5-7 • Redshirt Junior
Centralia, Mo. • Centralia HS

24

SEASON HIGHS

| Category | No. | Opponent (Last) | Date |
|-------------|-----|------------------------|---------|
| Hits | 1 | McNeese | 2/20/21 |
| Doubles | - | - | - |
| Triples | - | - | - |
| Home Runs | - | - | - |
| Total Bases | 1 | McNeese | 2/20/21 |
| RBI's | 1 | Mississippi State | 3/27/21 |
| Runs | 1 | Auburn | 4/1/21 |
| Walks | 1 | 5x (Mississippi State) | 3/27/21 |
| ABs | 6 | McNeese | 2/20/21 |

CAREER HIGHS

| Category | No. | Opponent (Last) | Date |
|-------------|-----|-------------------------|---------|
| Hits | 2 | 2x (Southeast Missouri) | 2/22/19 |
| Doubles | 1 | 3x (South Carolina) | 3/15/19 |
| Triples | - | - | - |
| Home Runs | 2 | Grand Canyon | 2/17/18 |
| Total Bases | 8 | Grand Canyon | 2/17/18 |
| RBI's | 4 | 2x (Villanova) | 2/28/20 |
| Runs | 3 | Villanova | 2/28/20 |
| Walks | 2 | 2x (Northwestern State) | 2/28/19 |
| ABs | 6 | McNeese | 2/20/21 |

BIO CONTINUED

Personal

Hit .337 with seven home runs and 29 RBIs for Centralia High School and was named to the Class 2A All-State First Team... Earned all-conference and all-district accolades... Earned a place on the Premier Girls Fastpitch (PGF) All-Central Region Team... Threw out 14 of 16 attempting base stealers... Bookended her prep career with state titles in 2013 and 2016... Academic all-state honoree... Also a four-year varsity member of the Centralia basketball team... Played travel ball for the DeMarini Aces. Colorado State Gatorade Player of the Year and 2016 5A Player of the Year.

Personal

Daughter of Delwyn and Mary Duncan... Has two siblings, Amber and Devan... Majoring in Food, Nutrition and Health.

BIO

As a Junior (2020)

Appeared in four games as a pinch hitter and pinch runner... Scored two runs.

As a Sophomore (2019)

Appeared in 55 of 58 games and made 52 starts... Transitioned from catcher to second base and made her debut at the position against Northern Colorado (Feb. 15)... Started 26 games at second before moving to third where she started for the remainder of the season... Batted .165 on the season, registering 18 hits in 109 at bats... Scored 22 runs and collected 14 RBIs... Recorded 71 putouts and 86 assists (second on the team in both categories)... Was hit by a pitch 17 times, a single-season high by any Razorback.

As a Freshman (2018)

Made six appearances as either a catcher or pinch hitter... scored one run and registered one putout behind the plate.

GAME-BY-GAME

| Date | Opponent | Pos | AB | R | H | RBI | 2B | 3B | HR | BB | SB | CS | HBP | SAC | SF | GDP | K | PO | A | E | Avg |
|--------|-------------------|------|------|----|---|-----|----|----|----|----|----|----|-----|-----|----|-----|---|----|----|---|------|
| Feb 20 | at McNeese | *2b | 6 | 0 | 1 | 0 | 0 | 0 | 0 | 1 | 0 | 0 | 0 | 0 | 0 | 0 | 0 | 7 | 3 | 0 | .167 |
| Feb 20 | at McNeese | *2b | 3 | 0 | 0 | 0 | 0 | 0 | 0 | 0 | 0 | 0 | 0 | 0 | 0 | 0 | 2 | 2 | 1 | 0 | .111 |
| Feb 26 | TEXAS TECH | ph | 0 | 0 | 0 | 0 | 0 | 0 | 0 | 1 | 0 | 0 | 0 | 0 | 0 | 0 | 0 | 0 | 0 | 0 | .111 |
| Mar 06 | NORTHWESTERN | ph/c | 2 | 0 | 0 | 0 | 0 | 0 | 0 | 0 | 0 | 0 | 0 | 0 | 0 | 0 | 1 | 2 | 0 | 0 | .091 |
| Mar 12 | at South Carolina | *3b | 2 | 0 | 0 | 0 | 0 | 0 | 0 | 1 | 0 | 0 | 0 | 0 | 0 | 0 | 0 | 1 | 0 | 0 | .077 |
| Mar 13 | at South Carolina | *3b | 2 | 0 | 0 | 0 | 0 | 0 | 0 | 1 | 0 | 0 | 0 | 0 | 0 | 0 | 1 | 1 | 5 | 0 | .067 |
| Mar 14 | at South Carolina | *3b | 3 | 0 | 0 | 0 | 0 | 0 | 0 | 0 | 0 | 0 | 0 | 0 | 0 | 0 | 0 | 0 | 3 | 0 | .056 |
| Mar 16 | LIBERTY | *3b | 1 | 0 | 0 | 0 | 0 | 0 | 0 | 0 | 0 | 0 | 0 | 0 | 0 | 0 | 1 | 1 | 0 | 0 | .053 |
| Mar 23 | at Kansas City | ph/c | 1 | 0 | 0 | 0 | 0 | 0 | 0 | 0 | 0 | 0 | 0 | 0 | 0 | 0 | 0 | 1 | 0 | 0 | .050 |
| Mar 24 | at Kansas | ph/3 | 2 | 0 | 0 | 0 | 0 | 0 | 0 | 0 | 0 | 0 | 0 | 0 | 0 | 0 | 1 | 0 | 1 | 0 | .045 |
| Mar 27 | MISSISSIPPI STA | 3b | 1 | 0 | 0 | 1 | 0 | 0 | 0 | 1 | 0 | 0 | 1 | 0 | 0 | 0 | 0 | 0 | 1 | 0 | .043 |
| Mar 28 | MISSISSIPPI STA | *3b | 2 | 0 | 0 | 0 | 0 | 0 | 0 | 0 | 0 | 0 | 0 | 0 | 0 | 0 | 2 | 0 | 0 | 0 | .040 |
| Apr 01 | at Auburn | *3b | 2 | 1 | 0 | 0 | 0 | 0 | 0 | 0 | 0 | 0 | 0 | 1 | 0 | 0 | 1 | 0 | 1 | 0 | .037 |
| Apr 02 | at Auburn | *3b | 2 | 0 | 0 | 0 | 0 | 0 | 0 | 0 | 0 | 0 | 0 | 0 | 0 | 0 | 2 | 1 | 5 | 0 | .034 |
| Apr 03 | at Auburn | *3b | 2 | 0 | 0 | 0 | 0 | 0 | 0 | 0 | 0 | 0 | 0 | 1 | 0 | 0 | 0 | 0 | 0 | 0 | .032 |
| Totals | | | 10gs | 31 | 1 | 1 | 1 | 0 | 0 | 5 | 0 | 0 | 2 | 2 | 0 | 0 | 9 | 16 | 21 | 1 | .032 |

On base pct. .211 • Slugging pct. .032

Nicole Duncan Career Stats

| Year | avg | gp-gs | ab | r | h | 2b | 3b | hr | rbi | tb | slq% | bb | hbp | so | gdp | ob% | sf | sh | sb-att | po | a | e | fld% |
|-------|------|-------|-----|----|----|----|----|----|-----|----|------|----|-----|----|-----|------|----|----|--------|----|-----|----|-------|
| 2018 | .000 | 6-0 | 1 | 1 | 0 | 0 | 0 | 0 | 0 | 0 | .000 | 0 | 0 | 0 | 0 | .000 | 0 | 0 | 0-0 | 1 | 0 | 0 | 1.000 |
| 2019 | .165 | 55-52 | 109 | 22 | 18 | 3 | 0 | 3 | 14 | 30 | .275 | 19 | 17 | 44 | 2 | .370 | 1 | 3 | 0-0 | 71 | 86 | 13 | .924 |
| 2020 | .000 | 4-0 | 0 | 2 | 0 | 0 | 0 | 0 | 0 | 0 | .000 | 0 | 0 | 0 | 0 | .000 | 0 | 0 | 0-0 | 0 | 0 | 0 | .000 |
| 2021 | .032 | 15-10 | 31 | 1 | 1 | 0 | 0 | 0 | 1 | 1 | .032 | 5 | 2 | 9 | 0 | .211 | 0 | 2 | 0-0 | 16 | 21 | 1 | .974 |
| TOTAL | .135 | 80-62 | 141 | 26 | 19 | 3 | 0 | 3 | 15 | 31 | .220 | 24 | 19 | 53 | 2 | .335 | 1 | 5 | 0-0 | 88 | 107 | 14 | .933 |



BRAXTON BURNSIDE

INF • R/R • 5-6 • Graduate Student
Paragould, Ark. • Paragould HS (Missouri)

25

SEASON HIGHS

| Category | No. | Opponent (Last) | Date |
|-------------|-----|---------------------|---------|
| Hits | 3 | 5x (Auburn) | 4/2/21 |
| Doubles | 2 | Auburn | 4/2/21 |
| Triples | - | - | - |
| Home Runs | 2 | 4x (South Carolina) | 3/13/21 |
| Total Bases | 9 | 2x (South Carolina) | 3/13/21 |
| RBI's | 5 | Southeast Missouri | 2/26/21 |
| Runs | 3 | 4x (South Carolina) | 3/13/21 |
| Walks | 4 | Auburn | 4/3/21 |
| ABs | 6 | 2x (South Carolina) | 3/13/21 |

CAREER HIGHS

| Category | No. | Opponent (Last) | Date |
|-------------|-----|---------------------|---------|
| Hits | 4 | 2x (Furman) | 2/15/20 |
| Doubles | 2 | 2x (Auburn) | 4/2/21 |
| Triples | 1* | 2x (USF) | 2/16/18 |
| Home Runs | 2 | 5x (Texas Tech) | 2/28/21 |
| Total Bases | 11* | North Dakota State | 3/18/17 |
| RBI's | 10* | North Dakota State | 3/18/17 |
| Runs | 3 | 5x (Texas Tech) | 2/28/21 |
| Walks | 4 | Auburn | 4/3/21 |
| ABs | 6 | 2x (South Carolina) | 3/13/21 |

*At Missouri

BIO CONTINUED

hitting streak... In her first game in an Arkansas jersey, tallied two RBI against UTEP (Feb. 7)... Hit first Razorback home run and notched season-high three RBI against Nebraska (Feb. 9)... Collected three straight two hit games against Villanova (March 28), Kent State (March 28) and No. 9 Florida State (March 29)... Went 2-for-4 with a pair of singles in a win at No. 9 Alabama (March 6).

As a Transfer (2019)

Did not play due to transfer regulations.

At Missouri (2017, 2018)

Registered 99 hits with 48 runs scored, 15 home runs, 80 RBI's and 20 doubles in her two seasons with the Tigers... Collected NFCA and USA Softball National Player of the Week (March 18, 2017) honors following a week with three home runs... During that week posted 10 RBI in a single game against North Dakota State on two grand slams and a triple... Became on the third player in SEC history to notch 10 RBI in a game.

Prior to Arkansas

Hit 44 home runs at Paragould HS, most all-time in Arkansas high school softball history... Amassed 185 RBI with the Rams and carried a .551 batting average through her junior season... Three-time all-state performer.

Personal

Graduated in Dec. 2019 with a communication degree (3.94 GPA), pursuing a master's in human resource development.

BIO

Career Accolades

Preseason All-SEC (2021)... SEC Player of the Week (2x, 2021) ... NFCA Freshman of the Year Finalist (2017, *at Missouri) ... SEC All-Freshman Team (2017, *at Missouri) ... NFCA National Player of the Week (2017, *at Missouri) ... USA Softball National Player of the Week (2017, *at Missouri) ... SEC Freshman of the Week (2017, *at Missouri) ... CoSIDA Academic All-District First Team (2020) ... SEC First-Year Academic Honor Roll (2019) ... Easton/NFCA Scholar-Athlete (2017, 2019)

As a Graduate Student (2021)

Homered in three straight games (Feb. 26-28) hitting five total in that stretch... Dsoftball National Player of the Week (March 2)... Recorded four two homer games, had two in entire career prior to 2021... Single-season school home run record holder, hit 18th of the year at No. 25 Auburn (April 1).

As a Redshirt Junior (2020)

Started all 25 games at shortstop... Led the team in hits and ranked 12th in the SEC... Slugged a team-best .620... Registered a .960 fielding percentage and was ninth in the SEC with 43 assists... Led the team with 11 multi-hit games and went on a season-best nine game

GAME-BY-GAME

| Date | Opponent | Pos | AB | R | H | RBI | 2B | 3B | HR | BB | SB | CS | HBP | SAC | SFGDP | K | PO | A | E | Avg | | |
|--------|---------------------|-----|------|-----|----|-----|----|----|----|----|----|----|-----|-----|-------|---|----|----|----|------|------|------|
| Feb 11 | vs Oklahoma State | *ss | 5 | 2 | 2 | 4 | 0 | 0 | 2 | 0 | 0 | 0 | 0 | 0 | 0 | 1 | 1 | 2 | 1 | 1 | .400 | |
| Feb 20 | at McNeese | *ss | 6 | 0 | 1 | 0 | 0 | 0 | 0 | 0 | 0 | 0 | 1 | 0 | 0 | 1 | 1 | 4 | 4 | 0 | .273 | |
| Feb 20 | at McNeese | *ss | 4 | 1 | 3 | 0 | 0 | 0 | 0 | 0 | 0 | 0 | 0 | 0 | 0 | 0 | 0 | 1 | 4 | 0 | .400 | |
| Feb 21 | vs Baylor | *ss | 2 | 1 | 0 | 0 | 0 | 0 | 0 | 0 | 0 | 0 | 2 | 0 | 0 | 0 | 1 | 4 | 1 | 0 | .353 | |
| Feb 21 | at McNeese | *ss | 4 | 0 | 0 | 0 | 0 | 0 | 0 | 0 | 0 | 0 | 0 | 0 | 0 | 0 | 0 | 1 | 1 | 0 | .286 | |
| Feb 22 | at UT Arlington-1 | *ss | 3 | 2 | 1 | 0 | 0 | 0 | 1 | 0 | 0 | 0 | 0 | 0 | 0 | 0 | 2 | 4 | 1 | 0 | .292 | |
| Feb 22 | at UT Arlington-2 | *ss | 4 | 0 | 1 | 0 | 1 | 0 | 0 | 0 | 0 | 0 | 0 | 0 | 0 | 0 | 0 | 1 | 1 | 0 | .286 | |
| Feb 25 | NORTH DAKOTA | *ss | 3 | 2 | 1 | 0 | 0 | 0 | 0 | 0 | 0 | 0 | 0 | 0 | 0 | 0 | 0 | 1 | 0 | 0 | .290 | |
| Feb 25 | NORTH DAKOTA | *ss | 2 | 3 | 1 | 2 | 0 | 0 | 1 | 2 | 0 | 0 | 0 | 0 | 0 | 0 | 0 | 2 | 0 | 0 | .303 | |
| Feb 26 | TEXAS TECH | *ss | 1 | 1 | 0 | 0 | 0 | 0 | 0 | 1 | 0 | 0 | 0 | 0 | 0 | 0 | 0 | 1 | 1 | 1 | .294 | |
| Feb 26 | SOUTHEAST MIS | *ss | 3 | 3 | 2 | 5 | 0 | 0 | 2 | 1 | 0 | 0 | 0 | 0 | 0 | 0 | 1 | 1 | 1 | 1 | .324 | |
| Feb 27 | SOUTHEAST MIS | *ss | 4 | 2 | 2 | 2 | 0 | 0 | 1 | 0 | 0 | 0 | 0 | 0 | 0 | 0 | 0 | 3 | 2 | 0 | .341 | |
| Feb 28 | TEXAS TECH | *ss | 4 | 3 | 3 | 2 | 0 | 0 | 2 | 0 | 0 | 0 | 0 | 0 | 0 | 0 | 0 | 1 | 0 | 0 | .378 | |
| Mar 04 | DRAKE-1 | *ss | 3 | 0 | 2 | 1 | 1 | 0 | 0 | 1 | 0 | 0 | 0 | 0 | 0 | 0 | 0 | 2 | 2 | 0 | .396 | |
| Mar 04 | DRAKE-2 | *ss | 4 | 1 | 2 | 1 | 0 | 0 | 0 | 0 | 0 | 0 | 0 | 0 | 0 | 0 | 0 | 2 | 1 | 0 | .404 | |
| Mar 05 | KANSAS | *ss | 3 | 2 | 2 | 2 | 0 | 0 | 1 | 1 | 0 | 0 | 0 | 0 | 0 | 0 | 0 | 2 | 1 | 0 | .418 | |
| Mar 05 | NORTHWESTERN | *ss | 4 | 2 | 3 | 4 | 0 | 0 | 1 | 0 | 0 | 0 | 0 | 0 | 0 | 0 | 0 | 2 | 1 | 0 | .441 | |
| Mar 06 | NORTHWESTERN | *ss | 2 | 2 | 1 | 4 | 0 | 0 | 1 | 1 | 0 | 0 | 0 | 0 | 0 | 0 | 0 | 1 | 0 | 0 | .443 | |
| Mar 09 | at Central Arkansas | *ss | 3 | 1 | 0 | 0 | 0 | 0 | 0 | 0 | 0 | 0 | 0 | 0 | 0 | 0 | 1 | 0 | 0 | .422 | | |
| Mar 12 | at South Carolina | *ss | 3 | 1 | 1 | 2 | 0 | 0 | 1 | 1 | 0 | 0 | 0 | 0 | 0 | 0 | 0 | 2 | 0 | 0 | .418 | |
| Mar 13 | at South Carolina | *ss | 6 | 3 | 3 | 3 | 0 | 0 | 2 | 0 | 0 | 0 | 0 | 0 | 0 | 0 | 0 | 3 | 3 | 0 | .425 | |
| Mar 14 | at South Carolina | *ss | 2 | 1 | 1 | 2 | 0 | 0 | 1 | 2 | 0 | 0 | 0 | 0 | 0 | 0 | 0 | 0 | 2 | 0 | .427 | |
| Mar 16 | LIBERTY | *ss | 3 | 0 | 0 | 0 | 0 | 0 | 0 | 2 | 0 | 0 | 0 | 0 | 0 | 0 | 0 | 1 | 2 | 1 | .410 | |
| Mar 20 | OLE MISS | *ss | 3 | 1 | 0 | 0 | 0 | 0 | 0 | 0 | 0 | 0 | 1 | 0 | 0 | 0 | 2 | 0 | 4 | 0 | .395 | |
| Mar 21 | OLE MISS | *ss | 4 | 0 | 1 | 0 | 1 | 0 | 0 | 0 | 0 | 0 | 0 | 0 | 0 | 0 | 1 | 2 | 0 | 0 | .388 | |
| Mar 23 | at Kansas City | *ss | 3 | 1 | 0 | 1 | 0 | 0 | 0 | 2 | 0 | 0 | 0 | 0 | 0 | 0 | 0 | 0 | 1 | 0 | .375 | |
| Mar 24 | at Kansas | *ss | 4 | 1 | 2 | 2 | 0 | 0 | 1 | 0 | 0 | 0 | 0 | 0 | 0 | 0 | 0 | 0 | 0 | 0 | .380 | |
| Mar 26 | MISSISSIPPI STA | *ss | 2 | 0 | 0 | 0 | 0 | 0 | 0 | 1 | 0 | 0 | 0 | 0 | 0 | 0 | 0 | 3 | 0 | 0 | .372 | |
| Mar 27 | MISSISSIPPI STA | *ss | 3 | 0 | 0 | 0 | 0 | 0 | 0 | 1 | 0 | 0 | 0 | 0 | 0 | 0 | 2 | 3 | 2 | 0 | .361 | |
| Mar 28 | MISSISSIPPI STA | *ss | 3 | 1 | 1 | 2 | 0 | 0 | 1 | 0 | 0 | 0 | 0 | 0 | 0 | 0 | 1 | 4 | 1 | 0 | .360 | |
| Apr 01 | at Auburn | *ss | 3 | 1 | 1 | 3 | 0 | 0 | 1 | 1 | 0 | 0 | 0 | 0 | 0 | 0 | 1 | 2 | 0 | 0 | .359 | |
| Apr 02 | at Auburn | *ss | 4 | 1 | 3 | 3 | 2 | 0 | 1 | 0 | 0 | 0 | 0 | 0 | 0 | 0 | 1 | 0 | 6 | 0 | .374 | |
| Apr 03 | at Auburn | *ss | 0 | 0 | 0 | 0 | 0 | 0 | 0 | 4 | 0 | 0 | 0 | 0 | 0 | 0 | 0 | 3 | 0 | 0 | .374 | |
| Apr 06 | MISSOURI STATE | *ss | 2 | 1 | 1 | 1 | 0 | 0 | 1 | 1 | 0 | 0 | 0 | 0 | 0 | 0 | 0 | 0 | 0 | 1 | .376 | |
| Apr 09 | ALABAMA | *ss | 2 | 1 | 0 | 0 | 0 | 0 | 2 | 0 | 0 | 0 | 0 | 0 | 0 | 0 | 0 | 0 | 2 | 1 | .369 | |
| Apr 10 | ALABAMA | *ss | 2 | 0 | 1 | 1 | 0 | 0 | 1 | 1 | 0 | 0 | 0 | 0 | 0 | 0 | 0 | 0 | 0 | 0 | .372 | |
| Apr 11 | ALABAMA | *ss | 2 | 0 | 1 | 0 | 0 | 0 | 2 | 0 | 0 | 0 | 0 | 0 | 0 | 0 | 1 | 1 | 2 | 0 | .374 | |
| Apr 16 | at Georgia | *ss | 3 | 1 | 1 | 1 | 0 | 0 | 2 | 0 | 0 | 0 | 0 | 0 | 0 | 0 | 1 | 2 | 1 | 0 | .373 | |
| Apr 17 | at Georgia | *ss | 2 | 1 | 1 | 0 | 0 | 0 | 1 | 0 | 0 | 0 | 0 | 0 | 0 | 0 | 0 | 3 | 0 | 0 | .375 | |
| Apr 18 | at Georgia | *ss | 3 | 1 | 1 | 1 | 0 | 0 | 1 | 1 | 0 | 0 | 0 | 0 | 0 | 0 | 2 | 1 | 2 | 0 | .374 | |
| Totals | | | 40gs | 123 | 45 | 46 | 49 | 6 | 0 | 22 | 32 | 0 | 0 | 6 | 0 | 0 | 2 | 17 | 59 | 58 | 10 | .374 |

On base pct. .522 • Slugging pct. .959

Braxton Burnside Career Stats - Arkansas Only

| Year | avg | qp-gs | ab | r | h | 2b | 3b | hr | rbi | tb | slg% | bb | hbp | so | qdp | ob% | sf | sh | sb-att | po | a | e | fld% |
|-------|------|-------|-----|----|----|----|----|----|-----|-----|------|----|-----|----|-----|------|----|----|--------|----|-----|----|------|
| 2020 | .392 | 25-25 | 79 | 16 | 31 | 3 | 0 | 5 | 20 | 49 | .620 | 7 | 5 | 9 | 0 | .467 | 1 | 1 | 0-0 | 29 | 43 | 3 | .960 |
| 2021 | .374 | 40-40 | 123 | 45 | 46 | 6 | 0 | 22 | 49 | 118 | .959 | 32 | 6 | 17 | 2 | .522 | 0 | 0 | 0-0 | 59 | 58 | 10 | .921 |
| TOTAL | .381 | 65-65 | 202 | 61 | 77 | 9 | 0 | 27 | 69 | 167 | .827 | 39 | 11 | 26 | 2 | .502 | 1 | 1 | 0-0 | 88 | 101 | 13 | .936 |



RYLIN HEDGECKOCK

UTL • R/R • 5-9 • Redshirt Freshman
Valdosta, Ga. • Lowndes HS

28

SEASON HIGHS

| Category | No. | Opponent (Last) | Date |
|-------------|-----|-------------------|---------|
| Hits | 1 | Mississippi State | 3/27/21 |
| Doubles | - | - | - |
| Triples | - | - | - |
| Home Runs | - | - | - |
| Total Bases | 1 | Mississippi State | 3/27/21 |
| RBIs | 1 | Mississippi State | 3/27/21 |
| Runs | - | - | - |
| Walks | 1 | Mississippi State | 3/28/21 |
| ABs | 3 | Drake | 3/4/21 |

CAREER HIGHS

| Category | No. | Opponent (Last) | Date |
|-------------|-----|------------------------|---------|
| Hits | 1 | 3x (Nebraska) | 2/9/20 |
| Doubles | - | - | - |
| Triples | - | - | - |
| Home Runs | 1 | UTEP | 2/7/20 |
| Total Bases | 4 | UTEP | 2/7/20 |
| RBIs | 3 | UTEP | 2/7/20 |
| Runs | 1 | UTEP | 2/7/20 |
| Walks | 1 | 5x (Mississippi State) | 3/28/21 |
| ABs | 3 | Drake | 3/4/21 |

BIO CONTINUED

BIO

As a Freshman (2020)

Appeared in 18 total games, three pitching appearances... Team's primary pinch hitter... Hit a three run home run in first collegiate at bat to walk-off a 10-0 run-rule win over UTEP in the season opener (Feb. 7)... Notched a pinch hit RBI single against Bradley (Feb. 8)... Made collegiate debut inside the circle and struck out the side against Nebraska (Feb. 9)... Threw 0.2 innings and did not allow an earned run at No. 9 Alabama (March 7)

Prior to Arkansas

Posted a 1.10 ERA in her last two seasons... Holds the Lowndes HS record with 500 career strikeouts ... Led Lowndes to two Region Championships, including a fifth-place finish in the state tournament during sophomore campaign ... At the plate posted 11 or more home runs in a season three times, including a career-high 13 home runs and 49 RBIs her sophomore year... Hit over .400 each season of high school, including a .549 mark as a senior, with 12 homers and 43 RBIs... Played travel ball for Gainesville Gold.

Personal

Daughter of Russ Hedgecock and Heather Shoup... Has five siblings: Tori, Bryson, Hunter, Ashley and Savannah... Majoring in Exercise Science.

GAME-BY-GAME

| Date | Opponent | Pos | AB | R | H | RBI | 2B | 3B | HR | BB | SB | CS | HBP | SAC | SF | GDP | K | PO | A | E | Avg |
|--------|---------------------|------|----|---|---|-----|----|----|----|----|----|----|-----|-----|----|-----|---|----|---|---|------|
| Feb 11 | vs Oklahoma State | ph | 1 | 0 | 0 | 0 | 0 | 0 | 0 | 0 | 0 | 0 | 0 | 0 | 0 | 0 | 1 | 0 | 0 | 0 | .000 |
| Feb 20 | at McNeese | ph | 1 | 0 | 0 | 0 | 0 | 0 | 0 | 0 | 0 | 0 | 0 | 0 | 0 | 0 | 1 | 0 | 0 | 0 | .000 |
| Feb 20 | at McNeese | ph | 1 | 0 | 0 | 0 | 0 | 0 | 0 | 0 | 0 | 0 | 0 | 0 | 0 | 0 | 1 | 0 | 0 | 0 | .000 |
| Feb 25 | NORTH DAKOTA | ph | 1 | 0 | 0 | 0 | 0 | 0 | 0 | 0 | 0 | 0 | 0 | 0 | 0 | 0 | 0 | 0 | 0 | 0 | .000 |
| Feb 26 | TEXAS TECH | ph/d | 2 | 0 | 0 | 0 | 0 | 0 | 0 | 0 | 0 | 0 | 0 | 0 | 0 | 0 | 1 | 0 | 0 | 0 | .000 |
| Feb 26 | SOUTHEAST MIS | ph | 1 | 0 | 0 | 0 | 0 | 0 | 0 | 0 | 0 | 0 | 0 | 0 | 0 | 0 | 0 | 0 | 0 | 0 | .000 |
| Mar 04 | DRAKE-1 | *dh | 3 | 0 | 0 | 0 | 0 | 0 | 0 | 0 | 0 | 0 | 0 | 0 | 0 | 0 | 0 | 0 | 0 | 0 | .000 |
| Mar 09 | at Central Arkansas | ph | 0 | 0 | 0 | 0 | 0 | 0 | 0 | 0 | 0 | 0 | 0 | 1 | 0 | 0 | 0 | 0 | 0 | 0 | .000 |
| Mar 13 | at South Carolina | ph | 1 | 0 | 0 | 0 | 0 | 0 | 0 | 0 | 0 | 0 | 0 | 0 | 0 | 0 | 0 | 0 | 0 | 0 | .000 |
| Mar 16 | LIBERTY | ph | 1 | 0 | 0 | 0 | 0 | 0 | 0 | 0 | 0 | 0 | 0 | 0 | 0 | 0 | 0 | 0 | 0 | 0 | .000 |
| Mar 20 | OLE MISS | ph | 1 | 0 | 0 | 0 | 0 | 0 | 0 | 0 | 0 | 0 | 0 | 0 | 0 | 0 | 1 | 0 | 0 | 0 | .000 |
| Mar 27 | MISSISSIPPI STA | ph | 1 | 0 | 1 | 1 | 0 | 0 | 0 | 0 | 0 | 0 | 0 | 0 | 0 | 0 | 0 | 0 | 0 | 0 | .071 |
| Mar 28 | MISSISSIPPI STA | ph | 0 | 0 | 0 | 0 | 0 | 0 | 0 | 1 | 0 | 0 | 0 | 0 | 0 | 0 | 0 | 0 | 0 | 0 | .071 |
| Apr 10 | ALABAMA | ph | 1 | 0 | 0 | 0 | 0 | 0 | 0 | 0 | 0 | 0 | 0 | 0 | 0 | 0 | 0 | 1 | 0 | 0 | .067 |
| Apr 11 | ALABAMA | ph | 1 | 0 | 0 | 0 | 0 | 0 | 0 | 0 | 0 | 0 | 0 | 0 | 0 | 0 | 0 | 0 | 0 | 0 | .062 |
| Apr 16 | at Georgia | ph | 1 | 0 | 0 | 0 | 0 | 0 | 0 | 0 | 0 | 0 | 0 | 0 | 0 | 0 | 0 | 0 | 0 | 0 | .059 |
| Apr 18 | at Georgia | ph | 1 | 0 | 0 | 0 | 0 | 0 | 0 | 0 | 0 | 0 | 0 | 0 | 0 | 0 | 0 | 0 | 0 | 0 | .056 |
| Totals | | 1gs | 18 | 0 | 1 | 1 | 0 | 0 | 0 | 1 | 0 | 0 | 0 | 1 | 0 | 0 | 1 | 5 | 0 | 0 | .056 |

On base pct. .150 • Slugging pct. .056

Rylin Hedgecock Career Stats

| Year | avg | qp-gs | ab | r | h | 2b | 3b | hr | rbi | tb | slg% | bb | hbp | so | gdp | ob% | sf | sh | sb-att | po | a | e | fld% |
|-------|------|-------|----|---|---|----|----|----|-----|----|------|----|-----|----|-----|------|----|----|--------|----|---|---|------|
| 2020 | .214 | 18-0 | 14 | 1 | 3 | 0 | 0 | 1 | 4 | 6 | .429 | 4 | 1 | 4 | 0 | .421 | 0 | 0 | 0-0 | 0 | 0 | 0 | .000 |
| 2021 | .056 | 17-1 | 18 | 0 | 1 | 0 | 0 | 0 | 1 | 1 | .056 | 1 | 1 | 5 | 1 | .150 | 0 | 0 | 0-0 | 0 | 0 | 0 | .000 |
| TOTAL | .125 | 35-1 | 32 | 1 | 4 | 0 | 0 | 1 | 5 | 7 | .219 | 5 | 2 | 9 | 1 | .282 | 0 | 0 | 0-0 | 0 | 0 | 0 | .000 |



ALLIE LIGHT

UTL • R/R • 5-10 • Freshman
Lexington, S.C. • Lexington HS

31

SEASON HIGHS

| Category | No. | Opponent (Last) | Date |
|----------------|-----|---------------------|---------|
| Innings | 3.0 | South Carolina | 3/13/21 |
| Longest Start | - | - | - |
| Shortest Start | - | - | - |
| Longest Relief | 3.0 | South Carolina | 3/13/21 |
| Hits | 5 | 2x (UTA) | 2/22/21 |
| Runs | 3 | McNeese | 2/20/21 |
| Earned Runs | 2 | McNeese | 2/20/21 |
| Walks | 1 | 2x (McNeese) | 2/21/21 |
| Strikeouts | 2 | 2x (South Carolina) | 3/13/21 |
| Pitches | 54 | McNeese | 2/20/21 |

CAREER HIGHS

| Category | No. | Opponent (Last) | Date |
|----------------|-----|---------------------|---------|
| Innings | 3.0 | South Carolina | 3/13/21 |
| Longest Start | - | - | - |
| Shortest Start | - | - | - |
| Longest Relief | 3.0 | South Carolina | 3/13/21 |
| Hits | 5 | 2x (UTA) | 2/22/21 |
| Runs | 3 | McNeese | 2/20/21 |
| Earned Runs | 2 | McNeese | 2/20/21 |
| Walks | 1 | 2x (McNeese) | 2/21/21 |
| Strikeouts | 2 | 2x (South Carolina) | 3/13/21 |
| Pitches | 54 | McNeese | 2/20/21 |

BIO CONTINUED

BIO

Prior to Arkansas

Played at Lexington High School for head coaches Russell Spires and Laurie Epps ... Recorded a career ERA of 1.90 ... Captured a South Carolina 5A State Championship as a junior... As a senior threw 63.2 innings and compiled a 2.86 ERA with 73 strikeouts to 13 walks ... In junior season totaled 59 innings and a 1.07 ERA with a career-best 101 strikeouts to only two walks ... Pitched 38 innings as a sophomore with a 1.29 ERA allowing one walk to 22 strikeouts ... Freshman year pitched 20 innings with a 2.45 ERA ... Also hit .275 in her career with 26 RBI and four homers ... Played travel ball for the Carolina Elite and earned third in the Junior Olympic Cup as a junior.

Personal


Daughter of Sam and Tanya Light ... Has one sibling, Chandler ... Originally from Little Rock, Ark ... Majoring in international business and after graduation wishes to pursue a career that helps empower other females ... Has volunteered with the Samaritan's Women Home, Lakeside Senior Living, Relay for Live and Special Olympics.

GAME-BY-GAME

| Date | Opponent | GS | IP | H | R | ER | BB | SO | 2B | 3B | HR | WP | BK | HBP | IBB | Score | W-L | Sv | ERA | NP |
|--------|-------------------|----|------|----|---|----|----|----|----|----|----|----|----|-----|-----|-------|-----|----|------|----|
| Feb 20 | at McNeese | | 2.1 | 5 | 3 | 2 | 1 | 2 | 1 | 0 | 0 | 0 | 0 | 0 | 0 | 4-7 | 0-0 | 0 | 6.00 | 54 |
| Feb 21 | at McNeese | | 0.0 | 1 | 0 | 0 | 1 | 0 | 0 | 0 | 0 | 0 | 0 | 0 | 0 | 3-1 | 0-0 | 0 | 6.00 | 7 |
| Feb 22 | at UT Arlington-1 | | 2.2 | 5 | 2 | 1 | 0 | 1 | 0 | 0 | 1 | 0 | 0 | 0 | 0 | 10-6 | 0-0 | 0 | 4.20 | 29 |
| Mar 05 | NORTHWESTERN | | 2.0 | 0 | 0 | 0 | 1 | 0 | 0 | 0 | 0 | 0 | 0 | 0 | 0 | 13-5 | 0-0 | 0 | 3.00 | 29 |
| Mar 13 | at South Carolina | | 3.0 | 4 | 1 | 1 | 1 | 2 | 0 | 1 | 0 | 1 | 0 | 0 | 0 | 7-5 | 0-0 | 0 | 2.80 | 45 |
| Mar 23 | at Kansas City | | 2.0 | 3 | 2 | 1 | 0 | 0 | 0 | 0 | 0 | 1 | 0 | 0 | 0 | 9-3 | 0-0 | 0 | 2.92 | 33 |
| Totals | | 0 | 12.0 | 18 | 8 | 5 | 3 | 6 | 1 | 1 | 1 | 2 | 0 | 0 | 0 | 46-27 | 0-0 | 0 | 2.92 | - |

Allie Light Career Stats

| Year | era | w-l | app | qs | cq | sho | sv | ip | h | r | er | bb | so | 2b | 3b | hr | bf | bavq | wp | hbp | bk | sfa | sha |
|-------|------|-----|-----|----|----|-----|----|------|----|---|----|----|----|----|----|----|----|------|----|-----|----|-----|-----|
| 2021 | 2.92 | 0-0 | 6 | 0 | 0 | 0/0 | 0 | 12.0 | 18 | 8 | 5 | 3 | 6 | 1 | 1 | 1 | 59 | .327 | 2 | 0 | 0 | 0 | 1 |
| TOTAL | 2.92 | 0-0 | 6 | 0 | 0 | 0/0 | 0 | 12.0 | 18 | 8 | 5 | 3 | 6 | 1 | 1 | 1 | 59 | .327 | 2 | 0 | 0 | 0 | 1 |



DANIELLE GIBSON

INF • L/R • 6-0 • Redshirt Junior
 Murrieta, Calif. • Murrieta Valley HS (Arizona State)

41

SEASON HIGHS

| Category | No. | Opponent (Last) | Date |
|-------------|-----|-----------------------|---------|
| Hits | 5 | South Carolina | 3/13/21 |
| Doubles | 2 | 2x (South Carolina) | 3/13/21 |
| Triples | - | - | - |
| Home Runs | 2 | 2x (Northwestern St.) | 3/6/21 |
| Total Bases | 10 | Northwestern St. | 3/5/21 |
| RBI's | 5 | 2x (Georgia) | 4/16/21 |
| Runs | 2 | 6x (Missouri State) | 4/6/21 |
| Walks | 1 | 10x (Georgia) | 4/18/21 |
| ABs | 6 | McNeese | 2/20/21 |

CAREER HIGHS

| Category | No. | Opponent (Last) | Date |
|-------------|-----|---------------------|---------|
| Hits | 5 | South Carolina | 3/13/21 |
| Doubles | 2 | 3x (South Carolina) | 3/13/21 |
| Triples | 1 | Campbell | 2/8/19 |
| Home Runs | 4 | SIUE | 2/23/19 |
| Total Bases | 16 | SIUE | 2/23/19 |
| RBI's | 10 | SIUE | 2/23/19 |
| Runs | 4 | SIUE | 2/23/19 |
| Walks | 2 | 7x (FGCU) | 2/16/20 |
| ABs | 7* | Oregon State | 4/8/18 |

*At Arizona State

BIO CONTINUED

As a Sophomore (2019)

Made history when she tied the SEC record with four home runs in a game and became just the second softball player to hit for the home run cycle and the first to do it in four innings ... Only the third player in the SEC to ever record 10 RBIs in a game... 16 total bases vs. SIUE is tied for 2nd most in NCAA history... Named SEC Co-Player of the Week and USA Softball Co-Player of the Week for her performance... Led the Razorbacks with a .640 slugging percentage (6th highest single-season record), 12 home runs and 110 total bases ... Finished third on the team in batting average (.349) and on base percentage (.397)... Hit the game-winning home run in the series opener against Kentucky (March 29)... Recorded eight multiple-RBI games.

At Arizona State (2018)

Registered 57 hits with 27 runs scored, 12 home runs, 39 RBI and 12 doubles... Led the team in home runs (12), doubles (12), extra-base hits (24), slugging percentage (.633), while on-base percentage (.417) and RBI (39) ranked second and batting average (.343) ranked third... 16 multi-hit games, and multiple home runs in two games... 14 hits through the first month of the season, including hits in 19-of-21 games from Feb. 23-March 31, going 29-for-60 and boosting her average to .432 during that time... One of three freshmen to be named to the All-PAC-12 First Team.

BIO

Career Accolades

NFCA Third Team All-South Region (2019) ... NFCA Second Team All-West Region (2018, *at Arizona State) ... USA Softball Player of the Week (2019) ... SEC Player of the Week (2019, 2021) ... Pac-12 All-Conference First Team (2018, *at Arizona State) ... Pac-12 All-Freshman Team (2018, *at Arizona State) ... NFCA Freshman of the Year Finalist (2018, *at Arizona State)

As a Redshirt Junior (2021)

Hit two grand slams against Drake and Northwestern State... Counting Arizona State stats from freshman year, hit 35 career homers ... First career 5-for-5 game at South Carolina (Mar 13) and reached six times with a walk ... Doubled in four straight games Mar. 19-23.

As a Junior (2020)

Started all 25 games at first base... Went on a seven game hitting streak and totaled four multi-hit games... Slammed go-ahead two run homer in the seventh inning when Arkansas was down to its final two outs in a win at New Mexico State (Feb. 8)... Tied career-high of four hits in a win at No. 9 Alabama (March 6)... Collected three two RBI games against New Mexico State (Feb. 8), Furman (Feb. 15) and Villanova (Feb. 29).

GAME-BY-GAME

| Date | Opponent | Pos | AB | R | H | RBI | 2B | 3B | HR | BB | SB | CS | HBP | SAC | SF | GDP | K | PO | A | E | Avg | |
|--------|---------------------|-------|------|-----|----|-----|----|----|----|----|----|----|-----|-----|----|-----|---|----|-----|----|------|------|
| Feb 11 | vs Oklahoma State | *1b | 5 | 1 | 3 | 1 | 2 | 0 | 0 | 0 | 0 | 0 | 0 | 0 | 0 | 0 | 1 | 3 | 0 | 1 | .600 | |
| Feb 20 | at McNeese | *1b | 6 | 0 | 1 | 0 | 0 | 0 | 0 | 1 | 0 | 0 | 0 | 0 | 0 | 0 | 0 | 11 | 0 | 0 | .364 | |
| Feb 20 | at McNeese | *1b | 4 | 0 | 1 | 1 | 0 | 0 | 0 | 0 | 0 | 0 | 0 | 0 | 0 | 0 | 0 | 6 | 1 | 0 | .333 | |
| Feb 21 | vs Baylor | *1b | 4 | 2 | 2 | 3 | 1 | 0 | 1 | 0 | 0 | 0 | 0 | 0 | 0 | 0 | 0 | 2 | 0 | 0 | .368 | |
| Feb 21 | at McNeese | *1b | 4 | 0 | 1 | 0 | 0 | 0 | 0 | 0 | 0 | 0 | 0 | 0 | 0 | 0 | 0 | 4 | 0 | 0 | .348 | |
| Feb 22 | at UT Arlington-1 | *1b | 3 | 2 | 3 | 2 | 1 | 0 | 0 | 1 | 0 | 0 | 0 | 0 | 0 | 0 | 0 | 12 | 0 | 0 | .423 | |
| Feb 22 | at UT Arlington-2 | *1b | 3 | 0 | 1 | 2 | 1 | 0 | 0 | 1 | 0 | 0 | 0 | 0 | 0 | 0 | 0 | 5 | 0 | 0 | .414 | |
| Feb 25 | NORTH DAKOTA | *1b | 3 | 2 | 3 | 0 | 0 | 0 | 0 | 0 | 0 | 0 | 0 | 0 | 0 | 0 | 0 | 9 | 0 | 0 | .469 | |
| Feb 25 | NORTH DAKOTA | *1b | 4 | 0 | 1 | 2 | 0 | 1 | 0 | 0 | 0 | 0 | 0 | 0 | 0 | 0 | 0 | 3 | 1 | 0 | .444 | |
| Feb 26 | TEXAS TECH | *1b/d | 1 | 0 | 0 | 0 | 0 | 0 | 0 | 0 | 0 | 0 | 0 | 0 | 0 | 0 | 0 | 0 | 0 | 0 | .432 | |
| Feb 26 | SOUTHEAST MIS | *1b | 4 | 0 | 0 | 0 | 0 | 0 | 0 | 0 | 0 | 0 | 0 | 0 | 0 | 0 | 0 | 7 | 1 | 0 | .390 | |
| Feb 27 | SOUTHEAST MIS | *1b | 4 | 1 | 2 | 1 | 1 | 0 | 1 | 0 | 0 | 0 | 0 | 0 | 0 | 0 | 0 | 11 | 0 | 0 | .400 | |
| Feb 28 | TEXAS TECH | *1b | 4 | 1 | 3 | 3 | 0 | 0 | 1 | 0 | 0 | 0 | 0 | 0 | 0 | 0 | 0 | 3 | 0 | 0 | .429 | |
| Mar 04 | DRAKE-1 | *1b | 4 | 0 | 0 | 0 | 0 | 0 | 0 | 0 | 0 | 0 | 0 | 0 | 0 | 0 | 2 | 6 | 1 | 0 | .396 | |
| Mar 04 | DRAKE-2 | *1b | 4 | 1 | 2 | 4 | 1 | 0 | 1 | 0 | 0 | 0 | 0 | 0 | 0 | 0 | 0 | 6 | 0 | 0 | .404 | |
| Mar 05 | KANSAS | *1b | 4 | 0 | 1 | 1 | 0 | 0 | 0 | 0 | 0 | 0 | 0 | 0 | 0 | 0 | 0 | 7 | 0 | 0 | .393 | |
| Mar 05 | NORTHWESTERN | *1b | 4 | 2 | 3 | 4 | 1 | 0 | 2 | 0 | 0 | 0 | 0 | 0 | 0 | 0 | 0 | 7 | 1 | 0 | .415 | |
| Mar 06 | NORTHWESTERN | *1b | 3 | 2 | 2 | 5 | 0 | 0 | 2 | 0 | 0 | 0 | 0 | 0 | 0 | 0 | 0 | 4 | 0 | 0 | .426 | |
| Mar 09 | at Central Arkansas | *1b | 3 | 1 | 1 | 2 | 0 | 0 | 1 | 1 | 0 | 0 | 0 | 0 | 0 | 0 | 0 | 4 | 1 | 0 | .423 | |
| Mar 12 | at South Carolina | *1b | 4 | 0 | 1 | 0 | 0 | 0 | 0 | 0 | 0 | 0 | 0 | 0 | 0 | 0 | 0 | 1 | 1 | 0 | .413 | |
| Mar 13 | at South Carolina | *1b | 5 | 1 | 5 | 0 | 2 | 0 | 0 | 1 | 0 | 0 | 0 | 0 | 0 | 0 | 0 | 8 | 1 | 0 | .450 | |
| Mar 14 | at South Carolina | *1b | 3 | 0 | 0 | 0 | 0 | 0 | 0 | 1 | 0 | 0 | 0 | 0 | 0 | 0 | 0 | 1 | 5 | 0 | .434 | |
| Mar 16 | LIBERTY | *1b | 4 | 0 | 0 | 0 | 0 | 0 | 0 | 0 | 0 | 0 | 1 | 0 | 0 | 0 | 0 | 9 | 0 | 0 | .414 | |
| Mar 19 | OLE MISS | *1b | 4 | 1 | 2 | 1 | 1 | 0 | 0 | 0 | 0 | 0 | 0 | 0 | 0 | 0 | 0 | 8 | 0 | 0 | .418 | |
| Mar 20 | OLE MISS | *1b | 4 | 1 | 2 | 2 | 1 | 0 | 1 | 0 | 0 | 0 | 0 | 0 | 0 | 0 | 0 | 12 | 0 | 0 | .421 | |
| Mar 21 | OLE MISS | *1b | 3 | 1 | 2 | 0 | 1 | 0 | 0 | 1 | 0 | 0 | 0 | 0 | 0 | 0 | 0 | 5 | 0 | 0 | .429 | |
| Mar 23 | at Kansas City | *1b | 3 | 0 | 2 | 1 | 1 | 0 | 0 | 1 | 0 | 0 | 1 | 0 | 0 | 0 | 0 | 15 | 0 | 0 | .436 | |
| Apr 01 | at Auburn | *1b | 4 | 1 | 0 | 0 | 0 | 0 | 0 | 0 | 0 | 0 | 0 | 0 | 0 | 0 | 0 | 5 | 0 | 0 | .419 | |
| Apr 02 | at Auburn | *1b | 4 | 0 | 0 | 0 | 0 | 0 | 0 | 0 | 0 | 0 | 0 | 0 | 0 | 0 | 0 | 12 | 0 | 0 | .404 | |
| Apr 03 | at Auburn | *1b | 4 | 0 | 0 | 0 | 0 | 0 | 0 | 0 | 0 | 0 | 0 | 0 | 0 | 0 | 0 | 2 | 5 | 1 | .389 | |
| Apr 06 | MISSOURI STATE | *1b | 3 | 2 | 2 | 2 | 0 | 0 | 1 | 0 | 0 | 0 | 0 | 0 | 0 | 0 | 0 | 7 | 0 | 0 | .397 | |
| Apr 09 | ALABAMA | *1b | 3 | 0 | 0 | 0 | 0 | 0 | 0 | 1 | 0 | 0 | 0 | 0 | 0 | 0 | 0 | 2 | 8 | 0 | .387 | |
| Apr 10 | ALABAMA | *1b | 3 | 0 | 0 | 0 | 0 | 0 | 0 | 0 | 0 | 0 | 0 | 0 | 0 | 0 | 0 | 1 | 8 | 0 | .377 | |
| Apr 11 | ALABAMA | *1b | 4 | 0 | 1 | 0 | 0 | 0 | 0 | 0 | 0 | 0 | 0 | 0 | 0 | 0 | 0 | 2 | 7 | 1 | .376 | |
| Apr 17 | at Georgia | *1b | 4 | 1 | 2 | 5 | 1 | 0 | 1 | 0 | 0 | 0 | 0 | 0 | 0 | 0 | 0 | 6 | 1 | 0 | .380 | |
| Apr 17 | at Georgia | *1b | 3 | 1 | 1 | 2 | 0 | 0 | 1 | 0 | 0 | 0 | 0 | 0 | 0 | 0 | 0 | 2 | 0 | 0 | .379 | |
| Apr 18 | at Georgia | *1b | 3 | 0 | 1 | 0 | 0 | 0 | 0 | 1 | 0 | 0 | 0 | 0 | 0 | 0 | 0 | 6 | 0 | 0 | .378 | |
| Totals | | | 37gs | 135 | 24 | 51 | 44 | 15 | 1 | 13 | 10 | 0 | 0 | 2 | 0 | 1 | 0 | 12 | 239 | 10 | 1 | .378 |

On base pct. .426 • Slugging pct. .793

Danielle Gibson Career Stats - Arkansas Only

| Year | avg | gp-gs | ab | r | h | 2b | 3b | hr | rbi | tb | slg% | bb | hbp | so | gdp | ob% | sf | sh | sb-att | po | a | e | fld% |
|-------|------|---------|-----|----|-----|----|----|----|-----|-----|------|----|-----|----|-----|------|----|----|--------|-----|----|---|------|
| 2019 | .349 | 55-55 | 172 | 33 | 60 | 12 | 1 | 12 | 45 | 110 | .640 | 13 | 2 | 25 | 1 | .397 | 2 | 0 | 0-0 | 70 | 7 | 2 | .975 |
| 2020 | .295 | 25-25 | 78 | 10 | 23 | 4 | 0 | 1 | 14 | 30 | .385 | 7 | 2 | 9 | 0 | .364 | 1 | 0 | 0-0 | 154 | 4 | 4 | .975 |
| 2021 | .378 | 37-37 | 135 | 24 | 51 | 15 | 1 | 13 | 44 | 107 | .793 | 10 | 2 | 12 | 0 | .426 | 1 | 0 | 0-0 | 239 | 10 | 1 | .996 |
| TOTAL | .348 | 117-117 | 385 | 67 | 134 | 31 | 2 | 26 | 103 | 247 | .642 | 30 | 6 | 46 | 1 | .400 | 4 | 0 | 0-0 | 463 | 21 | 7 | .986 |



SAM TORRES

OF • L/L • 5-2 • Redshirt Sophomore
Temecula, Calif. • Chaparral HS

42

SEASON HIGHS

| Category | No. | Opponent (Last) | Date |
|-------------|-----|-------------------|---------|
| Hits | 2 | 7x (Auburn) | 4/3/21 |
| Doubles | 1 | Kansas City | 3/23/21 |
| Triples | - | - | - |
| Home Runs | - | - | - |
| Total Bases | 2 | 8x (Auburn) | 4/3/21 |
| RBI's | 3 | Mississippi State | 3/27/21 |
| Runs | 2 | 2x (Kansas) | 3/24/21 |
| Walks | 1 | 10x (Georgia) | 4/17/21 |
| ABs | 4 | 5x (Alabama) | 4/9/21 |

CAREER HIGHS

| Category | No. | Opponent (Last) | Date |
|-------------|-----|-------------------|---------|
| Hits | 2 | 7x (Auburn) | 4/3/21 |
| Doubles | 1 | Kansas City | 3/23/21 |
| Triples | - | - | - |
| Home Runs | - | - | - |
| Total Bases | 2 | 8x (Auburn) | 4/3/21 |
| RBI's | 3 | Mississippi State | 3/27/21 |
| Runs | 2 | 2x (Kansas) | 3/24/21 |
| Walks | 1 | 10x (Georgia) | 4/17/21 |
| ABs | 4 | 5x (Alabama) | 4/9/21 |

BIO CONTINUED

the 2015 season... Through the first three seasons of her prep career, carried a .483 batting average with 117 hits and a .557 slugging percentage... Played travel ball for Athletics Mercado... Had a pair of top-20 PGF Nationals finishes including a seventh-place showing in 2017.

BIO

As a Sophomore (2020)

Appeared in 17 games primarily as a pinch runner and defensive replacement... Scored six runs... Registered two at bats and drew one walk against Montana (Feb. 22).

As a Freshman (2019)

Appeared in 41 of 58 games and made four starts against Auburn (May 3-5) and Georgia in the SEC Tournament (May 9)... Served as a pinch runner 19 times and scored 11 runs... Made 31 appearances in the outfield, registered 18 putouts and committed one error in 19 chances.

Prior to Arkansas

Ranked as the No. 198 recruit in the country... Two-time Offensive MVP for Chapparral High School... Twice named to the All-Southwestern League Second Team... Earned Top Freshman accolades after hitting .494 with 39 hits in 29 games during

GAME-BY-GAME

| Date | Opponent | Pos | AB | R | H | RBI | 2B | 3B | HR | BB | SB | CS | HBP | SAC | SF | GDP | K | PO | A | E | Avg |
|--------|---------------------|--------|------|----|----|-----|----|----|----|----|----|----|-----|-----|----|-----|----|----|---|---|------|
| Feb 11 | vs Oklahoma State | ph/of | 1 | 0 | 0 | 0 | 0 | 0 | 0 | 0 | 0 | 0 | 0 | 0 | 0 | 0 | 0 | 1 | 0 | 0 | .000 |
| Feb 22 | at UT Arlington-1 | ph/of | 1 | 0 | 0 | 0 | 0 | 0 | 0 | 0 | 0 | 0 | 0 | 0 | 0 | 0 | 0 | 0 | 0 | 0 | .000 |
| Feb 22 | at UT Arlington-2 | of | 0 | 0 | 0 | 0 | 0 | 0 | 0 | 0 | 0 | 0 | 0 | 0 | 0 | 0 | 0 | 0 | 0 | 0 | .000 |
| Feb 27 | SOUTHEAST MIS | *of | 3 | 0 | 2 | 0 | 0 | 0 | 0 | 0 | 0 | 0 | 0 | 0 | 0 | 0 | 1 | 0 | 0 | 0 | .400 |
| Feb 28 | TEXAS TECH | *of | 1 | 0 | 0 | 0 | 0 | 0 | 0 | 1 | 0 | 0 | 0 | 1 | 0 | 0 | 0 | 1 | 0 | 0 | .333 |
| Mar 04 | DRAKE-2 | ph | 1 | 1 | 0 | 0 | 0 | 0 | 0 | 0 | 0 | 0 | 0 | 0 | 0 | 0 | 0 | 0 | 0 | 0 | .286 |
| Mar 05 | KANSAS | ph | 1 | 1 | 0 | 0 | 0 | 0 | 0 | 0 | 0 | 0 | 0 | 0 | 0 | 0 | 0 | 0 | 0 | 0 | .250 |
| Mar 05 | NORTHWESTERN | of | 1 | 1 | 1 | 0 | 0 | 0 | 0 | 0 | 0 | 0 | 0 | 0 | 0 | 0 | 0 | 0 | 0 | 0 | .333 |
| Mar 06 | NORTHWESTERN | pr/ph | 1 | 1 | 1 | 0 | 0 | 0 | 0 | 0 | 0 | 0 | 0 | 0 | 0 | 0 | 0 | 1 | 0 | 0 | .400 |
| Mar 09 | at Central Arkansas | of | 1 | 0 | 0 | 0 | 0 | 0 | 0 | 0 | 0 | 0 | 0 | 0 | 0 | 0 | 0 | 0 | 0 | 0 | .364 |
| Mar 12 | at South Carolina | *of | 3 | 1 | 1 | 0 | 0 | 0 | 0 | 0 | 0 | 1 | 0 | 0 | 0 | 0 | 1 | 3 | 0 | 0 | .357 |
| Mar 13 | at South Carolina | *of/of | 4 | 2 | 1 | 0 | 0 | 0 | 0 | 1 | 0 | 0 | 0 | 1 | 0 | 0 | 1 | 0 | 0 | 0 | .333 |
| Mar 14 | at South Carolina | *of | 3 | 1 | 1 | 0 | 0 | 0 | 0 | 1 | 0 | 0 | 0 | 0 | 0 | 0 | 1 | 3 | 0 | 0 | .333 |
| Mar 16 | LIBERTY | *of | 3 | 0 | 0 | 0 | 0 | 0 | 0 | 1 | 0 | 0 | 0 | 1 | 0 | 0 | 0 | 0 | 0 | 0 | .292 |
| Mar 19 | OLE MISS | *of | 4 | 1 | 2 | 0 | 0 | 0 | 0 | 0 | 0 | 0 | 0 | 0 | 0 | 0 | 1 | 3 | 0 | 0 | .321 |
| Mar 20 | OLE MISS | *of | 2 | 0 | 1 | 0 | 0 | 0 | 0 | 1 | 0 | 0 | 0 | 0 | 0 | 0 | 0 | 1 | 0 | 0 | .333 |
| Mar 21 | OLE MISS | *of | 3 | 0 | 2 | 0 | 0 | 0 | 0 | 0 | 0 | 0 | 0 | 0 | 0 | 0 | 1 | 3 | 0 | 0 | .364 |
| Mar 23 | at Kansas City | *of | 3 | 1 | 2 | 1 | 0 | 0 | 0 | 1 | 0 | 0 | 0 | 0 | 0 | 0 | 1 | 1 | 0 | 0 | .389 |
| Mar 24 | at Kansas | *of | 4 | 2 | 1 | 0 | 1 | 0 | 0 | 0 | 0 | 0 | 0 | 0 | 0 | 0 | 1 | 1 | 0 | 1 | .375 |
| Mar 26 | MISSISSIPPI STA | *of | 2 | 0 | 1 | 0 | 0 | 0 | 0 | 1 | 0 | 0 | 0 | 0 | 0 | 0 | 1 | 2 | 0 | 0 | .381 |
| Mar 27 | MISSISSIPPI STA | *of | 3 | 0 | 2 | 3 | 0 | 0 | 0 | 1 | 0 | 0 | 0 | 0 | 0 | 0 | 0 | 0 | 0 | 0 | .400 |
| Mar 28 | MISSISSIPPI STA | *of | 4 | 1 | 1 | 0 | 0 | 0 | 0 | 1 | 0 | 0 | 0 | 0 | 0 | 0 | 1 | 1 | 0 | 0 | .388 |
| Apr 01 | at Auburn | *of | 3 | 1 | 2 | 0 | 0 | 0 | 0 | 0 | 0 | 0 | 0 | 0 | 0 | 0 | 0 | 1 | 0 | 0 | .404 |
| Apr 02 | at Auburn | *of | 3 | 1 | 1 | 0 | 0 | 0 | 0 | 0 | 0 | 0 | 0 | 0 | 0 | 0 | 2 | 0 | 0 | 0 | .400 |
| Apr 03 | at Auburn | *of | 3 | 0 | 2 | 0 | 0 | 0 | 0 | 0 | 0 | 0 | 0 | 0 | 0 | 0 | 0 | 2 | 0 | 0 | .414 |
| Apr 06 | MISSOURI STATE | *of | 3 | 0 | 0 | 0 | 0 | 0 | 0 | 0 | 0 | 0 | 0 | 0 | 0 | 0 | 2 | 0 | 0 | 0 | .393 |
| Apr 09 | ALABAMA | *of | 4 | 1 | 1 | 0 | 0 | 0 | 0 | 0 | 0 | 0 | 0 | 0 | 0 | 0 | 2 | 2 | 0 | 0 | .385 |
| Apr 10 | ALABAMA | *of | 3 | 0 | 0 | 0 | 0 | 0 | 0 | 0 | 0 | 0 | 0 | 0 | 0 | 0 | 1 | 0 | 0 | 0 | .368 |
| Apr 11 | ALABAMA | *of | 2 | 0 | 0 | 0 | 0 | 0 | 0 | 1 | 0 | 0 | 0 | 0 | 0 | 0 | 2 | 1 | 0 | 0 | .357 |
| Apr 16 | at Georgia | *of | 3 | 0 | 1 | 0 | 0 | 0 | 0 | 0 | 0 | 0 | 0 | 0 | 0 | 0 | 1 | 1 | 0 | 0 | .356 |
| Apr 17 | at Georgia | *of | 1 | 1 | 0 | 0 | 0 | 0 | 0 | 1 | 0 | 0 | 0 | 1 | 0 | 0 | 0 | 1 | 0 | 0 | .351 |
| Apr 18 | at Georgia | *of | 1 | 0 | 0 | 0 | 0 | 0 | 0 | 0 | 0 | 0 | 0 | 0 | 0 | 0 | 0 | 1 | 0 | 0 | .347 |
| Totals | | | 24gs | 75 | 17 | 26 | 4 | 1 | 0 | 10 | 1 | 0 | 1 | 5 | 0 | 0 | 20 | 30 | 0 | 1 | .347 |

On base pct. .430 • Slugging pct. .360

Sam Torres Career Stats

| Year | avg | gp-gs | ab | r | h | 2b | 3b | hr | rbi | tb | slg% | bb | hbp | so | qdp | ob% | sf | sh | sb-att | po | a | e | fld% |
|-------|------|-------|----|----|----|----|----|----|-----|----|------|----|-----|----|-----|------|----|----|--------|----|---|---|-------|
| 2019 | .154 | 41-4 | 13 | 12 | 2 | 0 | 0 | 0 | 0 | 2 | .154 | 0 | 0 | 2 | 0 | .154 | 0 | 1 | 1-1 | 18 | 0 | 1 | .947 |
| 2020 | .000 | 17-0 | 2 | 6 | 0 | 0 | 0 | 0 | 0 | 0 | .000 | 1 | 0 | 0 | 0 | .333 | 0 | 0 | 0-1 | 3 | 0 | 0 | 1.000 |
| 2021 | .347 | 32-24 | 75 | 17 | 26 | 1 | 0 | 0 | 4 | 27 | .360 | 10 | 1 | 20 | 0 | .430 | 0 | 5 | 1-1 | 30 | 0 | 1 | .968 |
| TOTAL | .311 | 90-28 | 90 | 35 | 28 | 1 | 0 | 0 | 4 | 29 | .322 | 11 | 1 | 22 | 0 | .392 | 0 | 6 | 2-3 | 51 | 0 | 2 | .962 |



ALY MANZO

INF • L/R • 5-7 • Redshirt Senior
Roseville, Calif. • Roseville HS

66

SEASON HIGHS

| Category | No. | Opponent (Last) | Date |
|-------------|-----|------------------------|---------|
| Hits | 2 | 5x (Georgia) | 4/18/21 |
| Doubles | 1 | 4x (Georgia) | 4/18/21 |
| Triples | - | - | - |
| Home Runs | - | - | - |
| Total Bases | 3 | Georgia | 4/18/21 |
| RBI's | 1 | 2x (Kansas) | 3/24/21 |
| Runs | 1 | 3x (Mississippi State) | 3/27/21 |
| Walks | 1 | 2x (Georgia) | 4/18/21 |
| ABS | 5 | Liberty | 3/17/21 |

CAREER HIGHS

| Category | No. | Opponent (Last) | Date |
|-------------|-----|---------------------|---------|
| Hits | 2 | 11x (Auburn) | 4/2/21 |
| Doubles | 1 | 8x (Drake) | 3/4/21 |
| Triples | 1 | 2x (SIUE) | 2/23/19 |
| Home Runs | 1 | 2x (South Carolina) | 3/16/19 |
| Total Bases | 4 | South Carolina | 3/16/19 |
| RBI's | 3 | Saint Francis (Pa.) | 3/17/18 |
| Runs | 2 | Nevada | 3/1/19 |
| Walks | 1 | 12x (Georgia) | 4/18/21 |
| ABS | 5 | Liberty | 3/17/21 |

BIO CONTINUED

the series (March 16).

As a Sophomore (2018)

Played in 28 games and made 16 starts... Recorded four multi-hit performances... Had a career-high three RBI's and a triple against Saint Francis (Pa.) (March 16)... Started red-hot in her first three appearances going 6-for-9 with three runs scored... Hit first career home run against UT Arlington (March 20).

As a Freshman (2017)

Appeared in two games including her debut as a pinch runner against CSUN (Feb. 17)... Scored the game-tying run in the top of the seventh of an 8-7 win over the Matadors... Had first career at bat in game one of doubleheader against UMKC (March 7).

Prior to Arkansas

Named to the Capital Valley Conference (CVC) All-Conference First Team her junior year... Posted a career-high .449 batting average and led the team in hits and doubles during the 2015 campaign in which she was the runner-up for CVC MVP honors... Two-time selection to the All-Sierra Foothill League (SFL) First Team as a freshman and sophomore...

BIO

As a Redshirt Senior (2021)

Multi-hit games against South Carolina (Mar 14), Liberty (Mar. 16) and Kansas (Mar. 24) and Auburn (April 2).

As a Senior (2020)

Appeared in three games as a pinch hitter... Delivered a two RBI pinch hit single against Bradley (Feb. 8).

As a Junior (2019)

Made 34 appearances and made 11 starts (10 at shortstop, one at second)... Finished with a .264 batting average, recording 14 hits in 53 at bats... Posted three multiple-hit performances against Nevada (March 1), Boston U (March 2) and South Carolina (March 17)... Batted .467 during the Wooo Pig Classic (Feb. 28-March 2), going 7-for-15 and hit two doubles and scored three runs... Had three walks and three sacrifice hits over the course of the season... One of five Razorbacks to hit a triple and did so against SIUE (Feb. 23)... Hit a solo home run against South Carolina to top of Arkansas' 7-4 comeback win to secure


GAME-BY-GAME

| Date | Opponent | Pos | AB | R | H | RBI | 2B | 3B | HR | BB | SB | CS | HBP | SAC | SF | GDP | K | PO | A | E | Avg | | |
|--------|---------------------|--------|------|----|---|-----|----|----|----|----|----|----|-----|-----|----|-----|----|----|---|---|-----|------|------|
| Feb 11 | vs Oklahoma State | ph | 1 | 0 | 0 | 0 | 0 | 0 | 0 | 0 | 0 | 0 | 0 | 0 | 0 | 0 | 0 | 0 | 0 | 0 | 0 | .000 | |
| Feb 21 | at McNeese | of | 1 | 0 | 0 | 0 | 0 | 0 | 0 | 0 | 0 | 0 | 0 | 0 | 0 | 0 | 0 | 0 | 0 | 0 | 0 | .000 | |
| Feb 22 | at UT Arlington-1 | ph | 1 | 0 | 0 | 0 | 0 | 0 | 0 | 0 | 0 | 0 | 0 | 0 | 0 | 0 | 0 | 0 | 0 | 0 | 0 | .000 | |
| Feb 26 | TEXAS TECH | ph | 1 | 0 | 1 | 0 | 1 | 0 | 0 | 0 | 0 | 0 | 0 | 0 | 0 | 0 | 0 | 0 | 0 | 0 | 0 | .250 | |
| Feb 28 | TEXAS TECH | ph | 1 | 0 | 0 | 0 | 0 | 0 | 0 | 0 | 0 | 0 | 0 | 0 | 0 | 0 | 0 | 0 | 0 | 0 | 0 | .200 | |
| Mar 04 | DRAKE-1 | ph | 1 | 0 | 1 | 0 | 1 | 0 | 0 | 0 | 0 | 0 | 0 | 0 | 0 | 0 | 0 | 0 | 0 | 0 | 0 | .333 | |
| Mar 04 | DRAKE-2 | *dh | 3 | 0 | 1 | 0 | 0 | 0 | 0 | 0 | 0 | 0 | 0 | 0 | 0 | 0 | 0 | 0 | 0 | 0 | 0 | .333 | |
| Mar 05 | KANSAS | *dh | 3 | 0 | 1 | 0 | 0 | 0 | 0 | 0 | 0 | 0 | 0 | 0 | 0 | 0 | 1 | 0 | 0 | 0 | 0 | .333 | |
| Mar 05 | NORTHWESTERN | *dh | 3 | 1 | 1 | 0 | 0 | 0 | 0 | 0 | 0 | 0 | 0 | 0 | 0 | 0 | 0 | 0 | 0 | 0 | 0 | .333 | |
| Mar 06 | NORTHWESTERN | *dh | 1 | 1 | 0 | 0 | 0 | 0 | 0 | 1 | 0 | 0 | 0 | 0 | 0 | 0 | 0 | 0 | 0 | 0 | 0 | .312 | |
| Mar 09 | at Central Arkansas | *dh | 2 | 0 | 0 | 0 | 0 | 0 | 0 | 0 | 0 | 0 | 0 | 0 | 0 | 0 | 0 | 1 | 0 | 0 | 0 | .278 | |
| Mar 12 | at South Carolina | *dh | 2 | 0 | 1 | 0 | 0 | 0 | 0 | 0 | 0 | 0 | 0 | 0 | 0 | 0 | 0 | 0 | 0 | 0 | 0 | .300 | |
| Mar 13 | at South Carolina | *dh/p | 4 | 0 | 2 | 0 | 0 | 0 | 0 | 0 | 0 | 0 | 0 | 0 | 0 | 0 | 0 | 0 | 0 | 0 | 0 | .333 | |
| Mar 14 | at South Carolina | *dh | 2 | 0 | 0 | 0 | 0 | 0 | 0 | 0 | 0 | 0 | 0 | 0 | 0 | 0 | 0 | 0 | 0 | 0 | 0 | .308 | |
| Mar 16 | LIBERTY | *of | 5 | 0 | 2 | 0 | 0 | 0 | 0 | 0 | 0 | 0 | 0 | 0 | 0 | 0 | 0 | 0 | 0 | 0 | 0 | .323 | |
| Mar 19 | OLE MISS | *of | 3 | 0 | 0 | 0 | 0 | 0 | 0 | 0 | 0 | 0 | 0 | 0 | 0 | 0 | 0 | 0 | 0 | 0 | 0 | .294 | |
| Mar 20 | OLE MISS | *of/dh | 2 | 0 | 0 | 0 | 0 | 0 | 0 | 0 | 0 | 0 | 0 | 1 | 0 | 0 | 0 | 0 | 0 | 0 | 0 | .278 | |
| Mar 21 | OLE MISS | *of | 3 | 0 | 0 | 1 | 0 | 0 | 0 | 0 | 0 | 0 | 0 | 0 | 0 | 0 | 0 | 0 | 0 | 0 | 0 | .256 | |
| Mar 23 | at Kansas City | *of | 2 | 0 | 0 | 0 | 0 | 0 | 0 | 0 | 0 | 0 | 0 | 0 | 0 | 0 | 0 | 1 | 0 | 0 | 0 | .244 | |
| Mar 24 | at Kansas | *of/dh | 4 | 0 | 2 | 1 | 0 | 0 | 0 | 0 | 0 | 0 | 0 | 0 | 0 | 0 | 0 | 0 | 0 | 0 | 0 | .267 | |
| Mar 26 | MISSISSIPPI STA | *of | 2 | 0 | 0 | 0 | 0 | 0 | 0 | 0 | 0 | 0 | 0 | 0 | 0 | 0 | 0 | 2 | 0 | 0 | 0 | .255 | |
| Mar 27 | MISSISSIPPI STA | *of/dh | 4 | 1 | 1 | 0 | 0 | 0 | 0 | 0 | 0 | 0 | 0 | 0 | 0 | 0 | 0 | 0 | 1 | 1 | 0 | .255 | |
| Mar 28 | MISSISSIPPI STA | *of | 3 | 0 | 1 | 1 | 0 | 0 | 0 | 0 | 0 | 0 | 0 | 0 | 0 | 0 | 0 | 0 | 2 | 0 | 0 | .259 | |
| Apr 01 | at Auburn | *of | 2 | 0 | 1 | 1 | 0 | 0 | 0 | 0 | 0 | 0 | 0 | 0 | 0 | 0 | 0 | 0 | 1 | 0 | 0 | .268 | |
| Apr 02 | at Auburn | *of | 2 | 0 | 2 | 0 | 0 | 0 | 0 | 0 | 0 | 0 | 0 | 0 | 0 | 0 | 0 | 0 | 0 | 0 | 0 | .293 | |
| Apr 03 | at Auburn | *of | 2 | 0 | 0 | 0 | 0 | 0 | 0 | 0 | 0 | 0 | 0 | 0 | 0 | 0 | 0 | 0 | 0 | 0 | 0 | .283 | |
| Apr 06 | MISSOURI STATE | *of | 2 | 0 | 1 | 0 | 1 | 0 | 0 | 0 | 0 | 0 | 0 | 0 | 0 | 0 | 0 | 0 | 0 | 0 | 0 | .290 | |
| Apr 09 | ALABAMA | *of/dh | 4 | 0 | 0 | 0 | 0 | 0 | 0 | 0 | 0 | 0 | 0 | 0 | 0 | 0 | 0 | 3 | 2 | 0 | 0 | .273 | |
| Apr 10 | ALABAMA | *of | 1 | 0 | 0 | 0 | 0 | 0 | 0 | 0 | 0 | 0 | 0 | 0 | 0 | 0 | 0 | 1 | 0 | 0 | 0 | .269 | |
| Apr 11 | ALABAMA | *of | 1 | 0 | 0 | 0 | 0 | 0 | 0 | 0 | 0 | 0 | 0 | 0 | 0 | 0 | 0 | 1 | 0 | 0 | 0 | .265 | |
| Apr 16 | at Georgia | *of | 3 | 0 | 1 | 0 | 0 | 0 | 0 | 0 | 0 | 0 | 0 | 0 | 0 | 0 | 0 | 0 | 1 | 0 | 0 | .268 | |
| Apr 17 | at Georgia | *of | 2 | 0 | 0 | 0 | 0 | 0 | 0 | 0 | 0 | 0 | 0 | 0 | 0 | 0 | 1 | 1 | 0 | 0 | 0 | .260 | |
| Apr 18 | at Georgia | *of/ph | 3 | 0 | 2 | 0 | 1 | 0 | 0 | 1 | 0 | 0 | 0 | 0 | 0 | 0 | 0 | 0 | 2 | 0 | 0 | 0 | .276 |
| Totals | | | 27gs | 76 | 3 | 21 | 4 | 4 | 0 | 2 | 0 | 0 | 1 | 1 | 0 | 1 | 12 | 10 | 1 | 0 | 0 | .276 | |

On base pct. .304 • Slugging pct. .329

Aly Manzo Career Stats

| Year | avg | gp-gs | ab | r | h | 2b | 3b | hr | rbi | tb | slg% | bb | hbp | so | gdp | ob% | sf | sh | sb-att | po | a | e | fld% |
|-------|------|--------|-----|----|----|----|----|----|-----|----|------|----|-----|----|-----|------|----|----|--------|----|----|---|-------|
| 2017 | .000 | 2-0 | 1 | 1 | 0 | 0 | 0 | 0 | 0 | 0 | .000 | 0 | 0 | 1 | 0 | .000 | 0 | 0 | 0-0 | 0 | 0 | 0 | .000 |
| 2018 | .273 | 28-16 | 55 | 7 | 15 | 3 | 1 | 1 | 7 | 23 | .418 | 7 | 1 | 3 | 0 | .365 | 0 | 2 | 1-1 | 9 | 19 | 0 | 1.000 |
| 2019 | .264 | 34-11 | 53 | 7 | 14 | 3 | 1 | 1 | 4 | 22 | .415 | 3 | 0 | 10 | 0 | .304 | 0 | 3 | 0-0 | 14 | 23 | 5 | .881 |
| 2020 | .333 | 3-0 | 3 | 0 | 1 | 0 | 0 | 0 | 2 | 1 | .333 | 0 | 0 | 1 | 0 | .333 | 0 | 0 | 0-0 | 0 | 0 | 0 | .000 |
| 2021 | .276 | 33-27 | 76 | 3 | 21 | 4 | 0 | 0 | 4 | 25 | .329 | 2 | 1 | 12 | 1 | .304 | 0 | 1 | 0-0 | 10 | 1 | 0 | 1.000 |
| TOTAL | .271 | 100-54 | 188 | 18 | 51 | 10 | 2 | 2 | 17 | 71 | .378 | 12 | 2 | 27 | 1 | .322 | 0 | 6 | 1-1 | 33 | 43 | 5 | .938 |



JENNA BLOOM

RHP • R/R • 5-7 • Redshirt Freshman
Huntington Beach, Calif. • Edison HS

72

SEASON HIGHS

| Category | No. | Opponent (Last) | Date |
|----------------|-----|-----------------------|---------|
| Innings | 6.2 | 2x (Ole Miss) | 3/21/21 |
| Longest Start | 6.2 | 2x (Ole Miss) | 3/21/21 |
| Shortest Start | 2.0 | Northwestern St. | 3/5/21 |
| Longest Relief | 3.1 | Alabama | 4/9/21 |
| Hits | 5 | 2x (Ole Miss) | 3/21/21 |
| Runs | 4 | 2x (Northwestern St.) | 3/5/21 |
| Earned Runs | 4 | 2x (Northwestern St.) | 3/5/21 |
| Walks | 3 | South Carolina | 3/14/21 |
| Strikeouts | 9 | Ole Miss | 3/21/21 |
| Pitches | 110 | UTA | 2/22/21 |

CAREER HIGHS

| Category | No. | Opponent (Last) | Date |
|----------------|-----|---------------------|---------|
| Innings | 7.0 | Kansas | 3/10/20 |
| Longest Start | 7.0 | Kansas | 3/10/20 |
| Shortest Start | 0.2 | Montana | 2/22/20 |
| Longest Relief | 4.0 | Villanova | 2/29/20 |
| Hits | 5 | 4x (Ole Miss) | 3/21/21 |
| Runs | 5 | 3x (Alabama) | 3/7/20 |
| Earned Runs | 5 | 2x (Alabama) | 3/7/20 |
| Walks | 3 | 5x (South Carolina) | 3/14/21 |
| Strikeouts | 10 | Kansas | 3/10/20 |
| Pitches | 114 | Kent State | 2/28/20 |

BIO CONTINUED

Prior to Arkansas

Prepped at Edison High School... Ranked No. 43 in the final FloSoftball Hot 100... During the 2019 state tournament run, struck out 24 batters in 12.1 innings of work while allowing just one earned run and led Edison to its first playoff win in two years... Against nationally-ranked Mission Viejo High School, struck out 15 batters while allowing just one hit in a five-inning 10-0 win... struck out every out of the game... Finished senior last season with a 6-4 record inside the circle... Played travel ball for Athletics Mercado.

Personal

Daughter of Daniel and Melonie Bloom ... Has one brother, Jacob ... Mother Melonie played volleyball for San Diego State from 1992-97 ... Enjoys traveling, trying new foods and hanging out with her family ... Majoring in political science and wants to work as a worker's compensation attorney for police and fire after college.

BIO

Career Accolades

SEC First-Year Academic Honor Roll (2020)

Freshman (2020)


Led the Arkansas pitching staff with 68 strikeouts, a .208 opponent batting average and three saves ... 10.9 strikeouts per seven innings ranked 12th nationally and was the only freshman to rank inside the top 15 ... Three saves ranked fourth-most in the SEC and ninth nationally ... Had five or more strikeouts in seven of 16 outings ... Made collegiate debut in the season opener against UTEP (Feb. 7) throwing a scoreless inning of relief with a strikeout ... Recorded first career win throwing four scoreless innings while only allowing one hit and striking out six against Furman (Feb. 15) ... Struck out six consecutive hitters over 2.1 innings to earn first career save at FGCU (Feb. 16) ... In first career appearance against a top-25 team, threw 1.0 inning of relief work against No. 23 Baylor (Feb. 27) and retired the side in order with two strikeouts ... Earned first career complete game shutout, striking out a career-best 10 in a 1-0 win over Kansas (March 10).

GAME-BY-GAME

| Date | Opponent | GS | IP | H | R | ER | BB | SO | 2B | 3B | HR | WP | BK | HBP | IBB | Score | W-L | Sv | ERA | NP |
|--------|-------------------|-----|------|----|----|----|----|----|----|----|----|----|----|-----|-----|-------|-----|----|-------|-----|
| Feb 11 | vs Oklahoma State | 1.1 | 3 | 4 | 4 | 2 | 2 | 0 | 0 | 0 | 0 | 0 | 0 | 0 | 0 | 11-12 | 0-0 | 0 | 21.00 | 45 |
| Feb 20 | at McNeese | 0.1 | 1 | 1 | 1 | 2 | 0 | 0 | 0 | 0 | 0 | 0 | 0 | 0 | 0 | 4-7 | 0-1 | 0 | 21.00 | 13 |
| Feb 22 | at UT Arlington-2 | * | 6.2 | 5 | 3 | 3 | 2 | 7 | 1 | 0 | 2 | 1 | 0 | 0 | 0 | 4-3 | 1-1 | 0 | 6.72 | 110 |
| Feb 25 | NORTH DAKOTA | * | 1.0 | 0 | 0 | 0 | 0 | 2 | 0 | 0 | 0 | 0 | 0 | 0 | 0 | 9-0 | 1-1 | 0 | 6.00 | 8 |
| Feb 26 | SOUTHEAST MIS | * | 4.1 | 3 | 2 | 2 | 1 | 4 | 1 | 0 | 0 | 1 | 0 | 0 | 0 | 9-3 | 2-1 | 0 | 5.12 | 71 |
| Mar 04 | DRAKE-1 | * | 3.0 | 1 | 1 | 1 | 0 | 2 | 1 | 0 | 0 | 0 | 0 | 0 | 0 | 6-3 | 3-1 | 0 | 4.62 | 30 |
| Mar 04 | DRAKE-2 | * | 0.0 | 2 | 0 | 0 | 0 | 0 | 0 | 0 | 0 | 0 | 0 | 0 | 0 | 6-4 | 3-1 | 0 | 4.62 | 12 |
| Mar 05 | NORTHWESTERN | * | 2.0 | 3 | 4 | 4 | 2 | 0 | 0 | 0 | 1 | 0 | 0 | 0 | 0 | 13-5 | 3-1 | 0 | 5.62 | 44 |
| Mar 14 | at South Carolina | * | 4.1 | 4 | 2 | 2 | 3 | 3 | 3 | 0 | 0 | 0 | 1 | 0 | 0 | 3-2 | 4-1 | 0 | 5.17 | 90 |
| Mar 21 | OLE MISS | * | 6.2 | 5 | 2 | 2 | 1 | 9 | 3 | 0 | 0 | 1 | 0 | 0 | 0 | 3-2 | 4-1 | 0 | 4.48 | 102 |
| Mar 23 | at Kansas City | * | 2.0 | 0 | 0 | 0 | 1 | 2 | 0 | 0 | 0 | 1 | 0 | 0 | 0 | 9-3 | 5-1 | 0 | 4.20 | 21 |
| Mar 27 | MISSISSIPPI STA | * | 2.2 | 3 | 1 | 1 | 0 | 1 | 1 | 0 | 0 | 0 | 0 | 0 | 0 | 8-7 | 6-1 | 0 | 4.08 | 40 |
| Apr 03 | at Auburn | * | 5.0 | 3 | 0 | 0 | 0 | 3 | 1 | 0 | 0 | 0 | 0 | 0 | 0 | 2-0 | 7-1 | 0 | 3.56 | 70 |
| Apr 09 | ALABAMA | * | 3.1 | 2 | 0 | 0 | 1 | 1 | 0 | 0 | 0 | 0 | 0 | 0 | 0 | 3-5 | 7-1 | 0 | 3.28 | 52 |
| Apr 18 | at Georgia | * | 4.0 | 4 | 2 | 2 | 2 | 4 | 0 | 0 | 2 | 1 | 0 | 0 | 0 | 5-2 | 8-1 | 0 | 3.30 | 62 |
| Totals | | 7 | 46.2 | 39 | 22 | 22 | 17 | 40 | 11 | 0 | 7 | 5 | 0 | 1 | 0 | 95-58 | 8-1 | 0 | 3.30 | - |

Jenna Bloom Career Stats

| Year | era | w-l | app | qs | cq | sho | sv | ip | h | r | er | bb | so | 2b | 3b | hr | bf | bavq | wp | hbp | bk | sfa | sha |
|-------|------|------|-----|----|----|-----|----|------|----|----|----|----|-----|----|----|----|-----|------|----|-----|----|-----|-----|
| 2020 | 3.21 | 4-2 | 16 | 7 | 1 | 1/2 | 3 | 43.2 | 35 | 25 | 20 | 21 | 68 | 6 | 0 | 4 | 198 | .208 | 4 | 7 | 0 | 0 | 2 |
| 2021 | 3.30 | 8-1 | 15 | 7 | 0 | 0/2 | 0 | 46.2 | 39 | 22 | 22 | 17 | 40 | 11 | 0 | 7 | 197 | .222 | 5 | 1 | 0 | 2 | 1 |
| TOTAL | 3.25 | 12-3 | 31 | 14 | 1 | 1/4 | 3 | 90.1 | 74 | 47 | 42 | 38 | 108 | 17 | 0 | 11 | 395 | .215 | 9 | 8 | 0 | 2 | 3 |



AUDRIE LAVALLEY

INF • L/R • 5-6 • Redshirt Sophomore
Choctaw, Okla. • Oklahoma (Carl Albert HS)

99

SEASON HIGHS

| Category | No. | Opponent (Last) | Date |
|-------------|-----|----------------------|---------|
| Hits | 2 | North Dakota State | 2/25/21 |
| Doubles | - | - | - |
| Triples | - | - | - |
| Home Runs | 1 | 3x (Southeast Mo.) | 2/26/21 |
| Total Bases | 4 | 3x (Southeast Mo.) | 2/26/21 |
| RBI's | 3 | Southeast Missouri | 2/26/21 |
| Runs | 1 | 11x (South Carolina) | 3/13/21 |
| Walks | 3 | Oklahoma State | 2/11/21 |
| ABS | 4 | Drake | 3/4/21 |

CAREER HIGHS

| Category | High | Opponent (Last) | Date |
|-------------|------|-----------------------|---------|
| Hits | 2 | 3x (North Dakota St.) | 2/25/21 |
| Doubles | 1* | 2x (Hofstra) | 2/16/19 |
| Triples | - | - | - |
| Home Runs | 1 | 5x (UTA) | 2/22/21 |
| Total Bases | 5 | Furman | 2/15/20 |
| RBI's | 4 | Nebraska | 2/9/20 |
| Runs | 2 | 2x (UTEP) | 2/7/20 |
| Walks | 3 | Oklahoma State | 2/11/21 |
| ABS | 4 | 2x (Drake) | 3/4/21 |

*At Oklahoma

BIO CONTINUED

Prior to Arkansas

Earned four letters at Carl Albert High School... Named all-district and Big All-City all four seasons and earned all-state honors as a senior... Led her team to four district championships and regional titles, culminating in the 5A state title in her senior season... Spent time at shortstop and in the circle... Hit .528 during her career (.500 or better each year) with a .596 on-base percentage, 218 runs scored, 217 RBI, 52 doubles, 32 triples, 33 home runs, 78 walks to 50 strikeouts and 51 stolen bases... Threw 204.1 career innings with a 28-10 record, two saves, a 1.98 earned run average and 144 strikeouts... Played travel ball for Oklahoma Athletics Premier... won multiple Top Gun championships.

Personal

Daughter of Joe and Renee LaValley... has two siblings, Gavin and Christina... Brother Gavin is an infielder for the Kansas City Monarch in the independent American Association was a fourth round draft selection out of high school (2014) by Cincinnati... Cousin, Zadi LaValley, is a freshman infielder on Baylor's softball team and also wears No. 99... Cousin, Carter LaValley, is a redshirt freshman infielder at Oklahoma... Majoring in Recreation and Sports Management.

BIO

As a Sophomore (2020)

Played in 16 games and made 11 starts... Scored two runs and walked twice in her Arkansas debut against UTEP (Feb. 7)... Smashed a grand slam against Nebraska for her first homer in an Arkansas jersey (Feb. 9)... Delivered the game-tying two RBI pinch hit single in the seventh inning in win over Kansas (March 10)... Collected a pair of two hit games against New Mexico State (Feb. 9) and Furman (Feb. 15).

At Oklahoma (2019)

Played in 37 games, primarily serving as a pinch runner... Scored 16 runs, including two at Iowa State (April 28)... Recorded her first career hit with a double against Charlotte (Feb. 9)... Tallied an RBI double and scored a run against Hofstra (Feb. 16)... In first Big 12 at-bat, recorded a single against Baylor (April 7)... Hit first career home run and scored two runs at Iowa State (April 28).

GAME-BY-GAME

| Date | Opponent | Pos | AB | R | H | RBI | 2B | 3B | HR | BB | SB | CS | HBP | SAC | SF | GDP | K | PO | A | E | Avg |
|--------|---------------------|-------|------|----|----|-----|----|----|----|----|----|----|-----|-----|----|-----|----|----|----|---|------|
| Feb 11 | vs Oklahoma State | *2b | 1 | 1 | 0 | 2 | 0 | 0 | 0 | 3 | 0 | 0 | 0 | 0 | 0 | 0 | 1 | 2 | 1 | 0 | .000 |
| Feb 21 | vs Baylor | *2b | 1 | 1 | 0 | 0 | 0 | 0 | 0 | 2 | 0 | 0 | 0 | 0 | 0 | 0 | 0 | 1 | 1 | 0 | .000 |
| Feb 21 | at McNeese | *2b | 3 | 0 | 0 | 0 | 0 | 0 | 0 | 0 | 0 | 0 | 0 | 0 | 0 | 0 | 1 | 4 | 3 | 0 | .000 |
| Feb 22 | at UT Arlington-1 | *2b | 3 | 1 | 1 | 1 | 0 | 0 | 1 | 1 | 0 | 1 | 0 | 0 | 0 | 0 | 0 | 2 | 3 | 0 | .125 |
| Feb 22 | at UT Arlington-2 | *2b | 2 | 1 | 1 | 1 | 0 | 0 | 1 | 0 | 0 | 0 | 0 | 0 | 1 | 0 | 0 | 1 | 0 | 0 | .200 |
| Feb 25 | NORTH DAKOTA | *2b | 3 | 1 | 1 | 0 | 0 | 0 | 0 | 0 | 0 | 0 | 0 | 0 | 0 | 0 | 1 | 1 | 2 | 0 | .231 |
| Feb 25 | NORTH DAKOTA | *2b | 3 | 0 | 2 | 0 | 0 | 0 | 0 | 0 | 0 | 0 | 0 | 0 | 0 | 0 | 0 | 0 | 1 | 1 | .312 |
| Feb 26 | TEXAS TECH | *2b | 2 | 0 | 0 | 0 | 0 | 0 | 0 | 0 | 0 | 0 | 0 | 0 | 0 | 0 | 0 | 1 | 0 | 0 | .278 |
| Feb 26 | SOUTHEAST MIS | *2b | 3 | 1 | 1 | 3 | 0 | 0 | 1 | 0 | 0 | 0 | 0 | 0 | 0 | 0 | 1 | 1 | 1 | 0 | .286 |
| Feb 27 | SOUTHEAST MIS | *2b | 3 | 0 | 0 | 0 | 0 | 0 | 0 | 0 | 0 | 0 | 0 | 0 | 0 | 0 | 1 | 3 | 0 | 0 | .250 |
| Feb 28 | TEXAS TECH | *2b | 2 | 1 | 0 | 1 | 0 | 0 | 0 | 1 | 0 | 0 | 0 | 1 | 0 | 0 | 1 | 1 | 0 | 0 | .231 |
| Mar 04 | DRAKE-1 | *2b | 4 | 0 | 0 | 0 | 0 | 0 | 0 | 0 | 0 | 0 | 0 | 0 | 0 | 0 | 1 | 1 | 0 | 0 | .200 |
| Mar 04 | DRAKE-2 | *2b | 2 | 1 | 0 | 0 | 0 | 0 | 0 | 1 | 0 | 0 | 0 | 0 | 0 | 0 | 0 | 2 | 0 | 0 | .188 |
| Mar 05 | KANSAS | *2b | 2 | 0 | 0 | 1 | 0 | 0 | 0 | 1 | 0 | 0 | 0 | 0 | 0 | 0 | 0 | 1 | 0 | 0 | .176 |
| Mar 05 | NORTHWESTERN | *2b | 1 | 1 | 0 | 0 | 0 | 0 | 0 | 2 | 0 | 0 | 0 | 0 | 0 | 0 | 0 | 1 | 0 | 0 | .171 |
| Mar 06 | NORTHWESTERN | *2b | 2 | 0 | 0 | 0 | 0 | 0 | 0 | 0 | 0 | 0 | 0 | 0 | 0 | 0 | 1 | 0 | 0 | 0 | .162 |
| Mar 09 | at Central Arkansas | *2b | 2 | 1 | 0 | 0 | 0 | 0 | 0 | 1 | 0 | 0 | 0 | 0 | 0 | 0 | 0 | 1 | 1 | 0 | .154 |
| Mar 13 | at South Carolina | pr/2b | 1 | 1 | 0 | 0 | 0 | 0 | 0 | 0 | 0 | 0 | 0 | 0 | 0 | 0 | 0 | 0 | 1 | 0 | .150 |
| Mar 19 | OLE MISS | *2b | 1 | 0 | 0 | 0 | 0 | 0 | 0 | 0 | 0 | 1 | 0 | 0 | 0 | 0 | 1 | 0 | 2 | 0 | .146 |
| Totals | | | 18gs | 41 | 11 | 6 | 9 | 0 | 3 | 12 | 0 | 1 | 4 | 1 | 0 | 0 | 10 | 24 | 14 | 1 | .146 |

On base pct. .386 • Slugging pct. .366

Audrie LaValley Career Stats - Arkansas Only

| Year | avg | qp-gs | ab | r | h | 2b | 3b | hr | rbi | tb | slg% | bb | hbp | so | qdp | ob% | sf | sh | sb-att | po | a | e | fld% |
|-------|------|-------|----|----|----|----|----|----|-----|----|------|----|-----|----|-----|------|----|----|--------|----|----|---|------|
| 2020 | .259 | 16-11 | 27 | 7 | 7 | 0 | 0 | 2 | 11 | 13 | .481 | 3 | 1 | 8 | 0 | .355 | 0 | 0 | 2-2 | 13 | 12 | 2 | .926 |
| 2021 | .146 | 19-18 | 41 | 11 | 6 | 0 | 0 | 3 | 9 | 15 | .366 | 12 | 4 | 10 | 0 | .386 | 0 | 1 | 0-1 | 24 | 14 | 1 | .974 |
| TOTAL | .191 | 35-29 | 68 | 18 | 13 | 0 | 0 | 5 | 20 | 28 | .412 | 15 | 5 | 18 | 0 | .375 | 0 | 1 | 2-3 | 37 | 26 | 3 | .955 |

RADIO/TV ROSTER CHART



00
KAITLYN HOWARD
 Fr. • 5-7 • L/L
 UTL • East End Ark.



1
RYAN JACKSON
 R-Sr. • 5-6 • R/R
 OF • Chino Hills, Calif.



2
VALERIE VENTURA
 R-So. • 5-6 • R/R
 INF • Oxnard, Calif.



3
LARISSA CESENA
 R-So. • 5-7 • L/R
 INF/OF • Riverside, Calif.



4
MARY HAFF
 R-Jr. • 5-10 • R/R
 RHP • Winter Haven, Fla..




5
LAUREN HOWELL
 Fr. • 5-7 • R/R
 RHP • Jefferson City, Mo.




6
CALLY KILDOW
 Fr. • 5-7 • R/R
 UTL • Gravette, Ark.



9
AUTUMN STORMS
 R-Sr. • 5-10 • R/R
 RHP • Temecula, Calif.




12
ABBY GORDON
 Fr. • 6-0 • R/R
 C • Garden Plain, Kan.



13
KAYLA GREEN
 R-Jr. • 5-9 • R/R
 C • Temecula, Calif.



16
KEELY HUFFINE
 R-Sr. • 5-6 • R/R
 UTL • Harrisburg, Ark.



18
MARLENE FRIEDMAN
 Fr. • 5-5 • R/R
 INF • Huntington Beach, Calif.



20
HANNAH GAMMILL
 Fr. • 5-8 • R/R
 INF • Beebe, Ark.



21
LAUREN GRAVES
 R-Sr. • 5-8 • R/R
 UTL • White Hall, Ark.




22
LINNIE MALKIN
 R-Jr. • 5-11 • R/R
 OF • Broomfield, Colo.



23
HANNAH MCEWEN
 R-Jr. • 5-7 • L/R
 OF • San Diego, Calif.



24
NICOLE DUNCAN
 R-Jr. • 5-7 • R/R
 INF/C • Centralia, Mo.



25
BRAXTON BURNSIDE
 Gr. • 5-6 • R/R
 INF • Paragould, Ark.



28
RYLIN HEDGECOCK
 R-Fr. • 5-9 • R/R
 UTL • Valdosta, Ga.



31
ALLIE LIGHT
 Fr. • 5-10 • R/R
 UTL • Lexington, S.C.



41
DANIELLE GIBSON
 R-Jr. • 6-0 • L/R
 INF • Murrieta, Calif.



42
SAM TORRES
 R-So. • 5-2 • L/L
 OF • Temecula, Calif.



66
ALY MANZO
 R-Sr. • 5-7 • L/R
 INF • Roseville, Calif.



72
JENNA BLOOM
 R-Fr. • 5-10 • R/R
 RHP • Huntington Beach, Calif.



99
AUDRIE LAVALLEY
 R-So. • 5-6 • L/R
 INF • Choctaw, Okla.



COURTNEY DEIFEL
 Head Coach
 Sixth Season



MATT MEUCHEL
 Assistant Coach
 Fifth Season



YOLANDA MCRAE
 Assistant Coach
 Sixth Season



ANNIE SMITH
 Volunteer Assistant Coach
 Second Season



TORI STAFFORD
 Graduate Manager
 First Season