



GAME NOTES

2021 SCHEDULE

OVERALL: 37-5 | SEC: 16-2
H: 20-3 | A: 16-1 | N: 1-1 | L10: 8-2 | TOP 25: 11-3

DATE	OPPONENT	LOCATION	TIME/RESULT
F11	#10 Oklahoma State!	Monroe, La.	L, 12-11
F12	Lipscomb!	Monroe, La.	Canceled
F12	Jacksonville State!	Monroe, La.	Canceled
F13	#10 Oklahoma State!	Monroe, La.	Canceled
F13	at ULM!	Monroe, La.	Canceled
F20	at McNeese#	Lake Charles, La.	W, 6-4 (14)
F20	at McNeese#	Lake Charles, La.	L, 7-4
F21	#18 Baylor#	Lake Charles, La.	W, 7-2
F21	at McNeese#	Lake Charles, La.	W, 3-1
F22	at UTA	Arlington, Texas	W, 10-6
F22	at UTA	Arlington, Texas	W, 4-3
F25	North Dakota State (DH)^	Fayetteville, Ark.	W, 9-0 (5)
F25	North Dakota State (DH)^	Fayetteville, Ark.	W, 5-0
F26	Texas Tech^	Fayetteville, Ark.	W, 9-0 (5)
F26	Southeast Missouri^	Fayetteville, Ark.	W, 9-3
F27	Southeast Missouri^	Fayetteville, Ark.	W, 6-3
F28	Texas Tech^	Fayetteville, Ark.	W, 8-0 (6)
M4	Drake (DH)%	Fayetteville, Ark.	W, 6-3
M4	Drake (DH)%	Fayetteville, Ark.	W, 6-4
M5	Kansas%	Fayetteville, Ark.	W, 8-3
M5	Northwestern State%	Fayetteville, Ark.	W, 13-5 (6)
M6	Northwestern State%	Fayetteville, Ark.	W, 13-2 (5)
M9	at Central Arkansas	Conway, Ark.	W, 4-1
M12	at #20 South Carolina*	Columbia, S.C.	W, 4-1
M13	at #20 South Carolina*	Columbia, S.C.	W, 7-5 (10)
M14	at #20 South Carolina*	Columbia, S.C.	W, 3-2
M16	Liberty	Fayetteville, Ark.	L, 2-0 (10)
M19	Ole Miss*	Fayetteville, Ark.	W, 5-1
M20	Ole Miss*	Fayetteville, Ark.	W, 3-2 (8)
M21	Ole Miss*	Fayetteville, Ark.	W, 3-2 (8)
M23	at Kansas City	Kansas City, Mo.	W, 9-3
M24	at Kansas	Lawrence, Kan.	W, 7-4
M26	Mississippi State*	Fayetteville, Ark.	W, 2-0
M27	Mississippi State*	Fayetteville, Ark.	W, 8-7
M28	Mississippi State*	Fayetteville, Ark.	W, 4-3
A1	at #25 Auburn*	Auburn, Ala.	W, 6-1
A2	at #25 Auburn*	Auburn, Ala.	W, 3-0
A3	at #25 Auburn*	Auburn, Ala.	W, 2-0
A6	Missouri State	Fayetteville, Ark.	W, 9-1 (5)
A9	#3 Alabama*	Fayetteville, Ark.	L, 5-3
A10	#3 Alabama*	Fayetteville, Ark.	W, 4-0
A11	#3 Alabama*	Fayetteville, Ark.	L, 2-0
A16	at #20 Georgia*	Athens, Ga.	W, 10-3
A17	at #20 Georgia*	Athens, Ga.	W, 5-2
A18	at #20 Georgia*	Athens, Ga.	W, 5-2
A21	Central Arkansas	Fayetteville, Ark.	W, 7-6 (8)
A24	#19 Missouri*	Fayetteville, Ark.	1 p.m.
A25	#19 Missouri*	Fayetteville, Ark.	3 p.m.
A26	#19 Missouri*	Fayetteville, Ark.	6 p.m.
M1	at LSU*	Baton Rouge, La.	6 p.m.
M2	at LSU*	Baton Rouge, La.	5 p.m.
M3	at LSU*	Baton Rouge, La.	6 p.m.
M12-15	SEC Tournament\$	Tuscaloosa, Ala.	TBA

! Best on the Bayou Classic | # Cowgirl Classic
^ Razorback Invitational | % Wooo Pig Classic
* SEC games | \$ SEC Tournament
@ NCAA Tournament

Home games played at Bogle Park | Times central/subject to change
^ Rankings from ESPN.com/USA Softball Poll

GAME 43



APRIL 24, 2021 AT 1 P.M. (CT)

#19 MISSOURI (32-10, 10-5 SEC)

AT

#6 ARKANSAS (37-5, 16-2 SEC)

SEC NETWORK+

JOSH HALEY (PLAY-BY-PLAY)

MEGAN TURK (ANALYST)

THE SERIES

Arkansas is 8-13 all-time against Missouri and has won four of the last five meetings... Facing off for the first time since 2018, when Arkansas took two of three games in a series in Fayetteville... Last six meetings have been decided by three or fewer runs... Head coach Courtney Deifel is 4-2 in her career against Missouri... The full series history can be found on page 9.

RAZORBACK NOTABLES

Need to Know

In first place of the SEC standings... Outfielder Hannah McEwen in one hit away from 200 for her career... As a team, hit three home runs in a game, in three of its last four contests... Won 31 of 32 games from Feb. 20 through April 6... Started 12-0 in SEC play for the first time in program history, previous best start in SEC play was 5-0 in 2009... 12-game SEC winning streak is the longest in program history, surpassing eight-game league winning streaks in 1999 and 2000... 12-0 start to SEC play is the best by any SEC team since Florida started 13-0 in 2009... Swept opening series at South Carolina, recording first road league sweep since 2009 against Mississippi State... Have swept five SEC series this year, most in program history since the current scheduling format started in 2013... Five SEC sweeps in one year is more than the total number from 2013-20... Arkansas recorded six SEC series sweeps in 2000, sweeping five two-game series against Florida, Georgia, South Carolina, Tennessee and Kentucky and a four-game series against Ole Miss... 16 SEC wins this year is the most in program history under the current 24-game conference scheduling format, 2018 team was the first in school history to reach a Super Regional with 12 wins... 5-0 in SEC play in one-run games... Hit SEC-best 24 home runs in conference play... 21-3 in non-conference games... 37 wins is the most overall in the country... Earlier this season went on a program-best 19-game win streak, previous program-best was 12 games in 1999 and 2008... 12-game win streak snapped against Alabama, first time in program history that a team has two 12 or more game winning streaks in the same season... No. 6 ranking in the ESPN/USA Softball Poll is the highest in program history.

Last Time Out

Arkansas defeated Central Arkansas 7-6 in walk-off fashion on Wednesday night as Braxton Burnside's two out solo shot to right in the bottom of the eighth inning was the difference. The Bears trailed by four runs in the sixth inning and scored three in the top of the seven to force extras. Designated player Linnie Malkin homered twice in a game for the second time this year and recorded a season-high four RBI. Pitcher Mary Haff picked up her 20th win of the season in relief. The Razorbacks swept the home-and-home season series despite being outthit in both matchups.

Bogle Bombers

The Razorbacks have been on a power surge this season, totaling 82 home runs to lead the SEC and rank second nationally. Burnside paces the team with 23 homers, which leads the SEC and is tied for the nation's lead alongside Oklahoma's Jocelyn Alo (23). Malkin's 15 homers are the 10th most in the country which ranks fourth in the SEC. Gibson has added 13 homers, to rank seventh-best in the SEC and 20th nationally. The Razorbacks are one of two teams in the country (Oklahoma) that have four or more players with 10 or more homers, which includes catcher Kayla Green. Infielder Keely Huffine has hit five total homers, including four from the nine-spot in the order.

NATIONAL HOME RUN LEADERS

Rank	Team	Home Runs	Games
1.	Oklahoma	104	35
2.	Arkansas	82	42
3.	Arizona State	79	39

Walk It Out

In addition to ranking second in the country in homers, the Razorbacks are also second in the country in walks (168) behind Southern Illinois (184). Burnside leads the team with 32 walks while outfielder Hannah McEwen has walked 27 times in just 32 games.

BY THE NUMBERS



.276	250	316	134	3-5	2.04	.206
AVG.	RUNS	HITS	XBH	SB-ATT	ERA	OPP. AVG.
.337	299	384	140	46-55	3.20	.253

2021 TEAM QUICK FACTS

TEAM INFORMATION

2020 Overall Record	19-6
2020 SEC Record	1-2
NCAA Postseason	Not Contested
SEC Finish	T-6th
Home Record	11-3
Away Record	3-2
Neutral Record	5-1
Letterwinners Returning/Lost	21/1
Starters Returning/Lost	8/1
Newcomers	7

COACHING STAFF

Head Coach	Courtney Deifel (Sixth Season)
Assistant Coach	Yolanda McRae (Sixth Season)
Assistant Coach	Matt Meuchel (Fifth Season)
Volunteer Assistant	Annie Smith (Second Season)
Graduate Manager	Tori Stafford (First Season)
Director of Operations	Paige Williams (Fifth Season)

TEAM HISTORY

First Year of Program	1997
All-Time Record	707-745-1 (.481)
All-Time SEC Record	219-419 (.337)
SEC Championships/Last	None
NCAA Appearances/Last	Nine/2019
Highest Preseason Rank	12/14 (2018)
Highest Preseason SEC	5th (2018)
Highest In-Season Rank	8 (ESPN) /10 (NFCA)

UNIVERSITY INFORMATION

Location	Fayetteville, Ark.
Founded	March 27, 1871
Enrollment	27,558
Nickname	Razorbacks
School Colors	Cardinal and White
Affiliation	NCAA Division I
Conference	Southeastern (SEC)
Chancellor	Dr. Joseph E. Steinmetz
Vice Chancellor/Director of Athletics	Hunter Yurachek
Faculty Athletic Representative	Gerald Jordan
University Website	www.uark.edu
Athletics Website	ArkansasRazorbacks.com

FACILITY INFORMATION

Home Field	Bogle Park
Opened	2009
Dimensions	(LF - 200, CF - 220, RF - 200)
Chair-back Seats:	1,200

COMMUNICATIONS

Assistant Director (SB Contact)	Jacob Pavilack
Email	jpgavila@uark.edu
Cell	479-463-0736
Assistant AD for Communications	Kyle Parkinson

Mailing Address
Razorback Communications
PO Box 7777
Fayetteville, AR 72702-7777

Overnight Address
Razorback Communications
1240 W. Leroy Pond Dr.
Fayetteville, AR 72701

2021 RAZORBACK ROSTER

#	NAME	POSITION	B/T	CLASS	HEIGHT	PREVIOUS SCHOOL	HOMETOWN
00	Kaitlyn Howard	UTL	L/L	Fr.	5-7	Sheridan HS	East End, Ark.
1	Ryan Jackson	OF	R/R	R-Sr.	5-6	Ruben S. Ayala HS / Bethune-Cookman	Chino Hills, Calif.
2	Valerie Ventura	INF	R/R	R-So.	5-6	Rio Mesa HS	Oxnard, Calif.
3	Larissa Cesena	INF/OF	L/R	R-So.	5-7	Martin Luther King HS	Riverside, Calif.
4	Mary Haff	RHP	R/R	R-Jr.	5-10	Lake Region HS	Winter Haven, Fla.
5	Lauren Howell	RHP	R/R	Fr.	5-7	Helias Catholic HS	Jefferson City, Mo.
6	Cally Kildow	UTL	R/R	Fr.	5-7	Gravette HS	Gravette, Ark.
9	Autumn Storms	RHP	R/R	R-Sr.	5-10	Great Oak HS	Temecula, Calif.
12	Abby Gordon	C	R/R	Fr.	6-0	Andale Garden Plain HS	Garden Plain, Kan.
13	Kayla Green	C	R/R	R-Jr.	5-9	Great Oak HS	Temecula, Calif.
16	Keely Huffine	UTL	R/R	R-Sr.	5-6	Harrisburg HS	Harrisburg, Ark.
18	Marlene Friedman	INF	R/R	Fr.	5-5	Mater Dei HS	Huntington Beach, Calif.
20	Hannah Gammill	UTL	R/R	Fr.	5-8	Beebe HS	Beebe, Ark.
21	Lauren Graves	UTL	R/R	R-Sr.	5-8	White Hall HS / Maryland	White Hall, Ark.
22	Linnie Malkin	INF	R/R	R-Jr.	5-11	Broomfield HS	Broomfield, Colo.
23	Hannah McEwen	OF	L/R	R-Jr.	5-7	Patrick Henry HS	San Diego, Calif.
24	Nicole Duncan	INF/C	R/R	R-Jr.	5-7	Centralia HS	Centralia, Mo.
25	Braxton Burnside	INF	R/R	Gr.	5-6	Paragould HS / Missouri	Paragould, Ark.
28	Rylin Hedgecock	UTL	R/R	R-Fr.	5-9	Lowndes HS	Valdosta, Ga.
31	Allie Light	UTL	R/R	Fr.	5-10	Lexington HS	Lexington, S.C.
41	Danielle Gibson	INF	L/R	R-Jr.	6-0	Murrieta Valley HS / Arizona State	Murrieta, Calif.
42	Sam Torres	OF	L/L	R-So.	5-2	Chaparral HS	Temecula, Calif.
66	Aly Manzo	INF	L/R	R-Sr.	5-7	Roseville HS	Roseville, Calif.
72	Jenna Bloom	RHP	R/R	R-Fr.	5-10	Edison HS	Huntington Beach, Calif.
99	Audrie LaValley	INF	L/R	R-So.	5-6	Carl Albert HS / Oklahoma	Choctaw, Okla.

COACHING/SUPPORT STAFF

Head Coach	Courtney Deifel (California, 2003) - Sixth Season
Assistant Coach	Yolanda McRae (Georgia, 2004) - Sixth Season
Assistant Coach	Matt Meuchel (Arizona State, 2000) - Fifth Season
Volunteer Assistant	Annie Smith (Grinnell College, 1995) - Second Season
Director of Operations	Paige Williams (North Carolina, 2013) - Fifth Season
Graduate Manager	Tori Stafford (Tulsa, 2019) - First Season
Athletic Trainer	Andrew Kreis (Texas State, 2014) - Seventh Season
Baylee Andrews	Manager
Rachel Longmate	Manager
Parker Staggs	Manager

PRONUNCIATION GUIDE

#3 Larissa Cesena	Suh-SANE-ya
#6 Cally Kildow	Kill-DOW
#16 Keely Huffine	HUF-fine
#18 Marlene Friedman	FRED-man
#22 Linnie Malkin	MAL (like Pal)-kin
#23 Hannah McEwen	Muh-CUE-in
#66 Aly Manzo	Allie MAHN-zo
Courtney Deifel	DIE-ful
Matt Meuchel	Michael

RAZORBACKS BY STATE

- California (11)**
Ryan Jackson, Valerie Ventura, Larissa Cesena, Autumn Storms, Kayla Green, Marlene Friedman, Hannah McEwen, Danielle Gibson, Sam Torres, Aly Manzo, Jenna Bloom
- Arkansas (6)**
Kaitlyn Howard, Cally Kildow, Keely Huffine, Hannah Gammill, Lauren Graves, Braxton Burnside
- Missouri (2)**
Lauren Howell, Nicole Duncan
- Colorado (1)**
Linnie Malkin
- Florida (1)**
Mary Haff
- Kansas (1)**
Abby Gordon
- Oklahoma (1)**
Audrie LaValley
- South Carolina (1)**
Allie Light

RAZORBACKS BY CLASS

- Redshirt Senior (6)**
Braxton Burnside, Lauren Graves, Keely Huffine, Ryan Jackson, Aly Manzo, Autumn Storms
- Redshirt Junior (6)**
Nicole Duncan, Danielle Gibson, Kayla Green, Mary Haff, Linnie Malkin, Hannah McEwen
- Redshirt Sophomore (4)**
Larissa Cesena, Audrie LaValley, Sam Torres, Valerie Ventura
- Redshirt Freshman (2)**
Jenna Bloom, Rylin Hedgecock
- Freshman (7)**
Marlene Friedman, Hannah Gammill, Abby Gordon, Kaitlyn Howard, Lauren Howell, Cally Kildow, Allie Light

vs. Missouri - Game 1

Brax Bombs

Infielder Braxton Burnside has hit a whopping 23 home runs this season after hitting five in the COVID-19 shortened season last year. The Paragould, Ark. native broke the school's single-season home run record with her 18th of the year, launching a three-run shot in the fifth at Auburn. Linnie Malkin is also third all-time in program history with 15 homers this season.

ARKANSAS SINGLE SEASON HOME RUN RECORD

Rank	Player	Home Runs	Year
1.	Braxton Burnside	23	2021
2.	Nicole Schroeder	17	2017
3.	Linnie Malkin	15	2021
	Devon Wallace	15	2012
	Jessica Bachkora	15	2010

SEC SINGLE SEASON HOME RUN RECORD

Rank	Player (Team)	Home Runs	Year
1.	Bailey Hemphill (Alabama)	26	2019
	Mia Davidson (Mississippi State)	26	2019
3.	Alex Hugo (Georgia)	25	2014
	Kelly Kretschman (Alabama)	25	1998
5.	Alisa Goler (Georgia)	24	2009
6.	Braxton Burnside (Arkansas)	23	2021
	Alyssa DiCarlo (Georgia)	23	2019
	Tina Iosefa (Georgia)	23	2016

Homers Help

The 2021 Hogs are already the single-season program leader in home runs. They accomplished the feat in the 35th game of the season against Missouri State (April 6).

ARKANSAS SINGLE SEASON TEAM HOME RUN RECORD

Rank	Year	Home Runs
1.	2021	82
2.	2008	65
3.	2013	61

Hot Start

Arkansas started SEC play 12-0 this season, the fifth-best start in league history and the best in Razorback program history. The Razorbacks 9-0 start to road SEC play is also the fifth-best in league history.

CONSECUTIVE WINS TO START SEC PLAY

Rank	Team	Year	Wins
1.	Alabama	2006	15
2.	South Carolina	1997	14
3.	Florida	2009	13
	Georgia	2005	13
5.	Arkansas	2021	12

CONSECUTIVE ROAD WINS TO START SEC PLAY

Rank	Team	Year	Wins
1.	Florida	2009	13
	Alabama	2008	13
	Georgia	2005	13
4.	Kentucky	2016	10
5.	Arkansas	2021	9

The Big Three

The combination of Braxton Burnside (23), Linnie Malkin (15) and Danielle Gibson (13) have mashed 51 of Arkansas' 82 home runs this season. The threesome alone would rank 18th in the nation for homers. In the SEC, Burnside, Malkin and Gibson rank ahead of LSU (45), Ole Miss (37), Florida (35), South Carolina (29), Alabama (25) and Auburn (19) in homers.

SEC and National Leaders

In addition to being tied for the nation's-lead in home runs, Burnside is also fourth in the country and the league-leader in RBI with 50 and is third in the SEC with 46 runs scored. She also is second in the SEC in slugging percentage (.961) and is second in total bases (123). Gibson's 15 doubles are fourth in the country and 13 homers rank 20th. Gibson's 52 hits rank fourth in the SEC and 14th nationally. As a team, Arkansas ranks fourth in the SEC and 21st nationally in slugging percentage (.539) and eighth in the league and 36th in the country in on base percentage (.390). Arkansas' 6.0 runs per game is fourth in the SEC and 30th nationally.

Haff Hits

Pitcher Mary Haff has commanded the pitching staff and ranks highly on both SEC and national leaderboards. Haff's 20 wins lead the SEC and rank fourth in the country. She ranks 19th in the nation in strikeouts (153). The Winter Haven, Fla. native's career ERA of 1.61 is currently the best mark in program history. Her .177 opponent batting average is also the best in program history and her 71 wins are the third-most. Haff's 13 career saves are also first in school history. She has recorded 13 games of 10 or more strikeouts, which is second in program history behind Katy Henry (14, 2005-08). Her two no-hitters (2018 vs Northern Colorado & 2021 vs Texas

Tech) are the most in a career in program history. This year against Texas Tech she no-hit the Red Raiders in 5.0 innings, and recorded six strikeouts and threw 48 of 61 pitches for strikes in a 9-0 win on Feb. 26. She was one error away from a perfect game.

Burnside Captures Second SEC Co-Player of the Week

Burnside 'hit two home runs this week (April 6) to set the Arkansas single-season home run record while guiding the Razorbacks to a three-game sweep at No. 25 Auburn. For the week, Burnside batted .571 with four hits (two doubles and two home runs), six RBI, five walks and two runs scored.

Haff Named SEC Pitcher of the Week

Arkansas' Mary Haff, a redshirt junior right-hander from Winter Haven, Fla., recorded three wins and a save to help her team earn the series sweep over Mississippi State and remain undefeated in league play (March 30). Haff opened the week hurling nine strikeouts over 6.0 innings in a win at Kansas. In game one against the Bulldogs, she threw 5.2 scoreless innings and struck out four. Haff then earned the save in game two, striking out two batters in 1.2 innings of work. She closed out the weekend with nine strikeouts in the complete-game victory as the Razorbacks moved to 9-0 in SEC play for the first time in program history. The Razorbacks won a weekly league award in three straight weeks.

Gibson Garners SEC Player of the Week Honors

Arkansas' Danielle Gibson, a redshirt junior infielder from Murrieta, Calif., hit .400 for the week with six hits, three runs scored and three RBI. In the series sweep over Ole Miss, Gibson batted .545 to help the Razorbacks start their SEC season at 6-0 for the first time in program history (March 23). On Friday, she went 2-for-4 with an RBI, a run scored and the first of her three doubles on the weekend. In the second game of the series, Gibson registered a game-tying double in the sixth followed by a walk-off solo home run in the eighth to secure the win. On Sunday, she recorded her 13th nation-leading double.

Burnside Named SEC Co-Player of the Week

Infielder Braxton Burnside, a graduate infielder from Paragould, Ark., recorded four home runs in the series sweep at No. 20 South Carolina (March 16). On Saturday, Burnside hit two homers against the Gamecocks, including the go-ahead two-run shot in the top of the 10th inning in a 7-5 win. She finished the series with five hits, five runs scored and seven RBI to help the Razorbacks register their first SEC series sweep on the road since 2009.

Record Setting Day

Arkansas hit a single game program record six home runs on April 6 in a 9-1 (5 inning) win over Missouri State. Kayla Green hit two and was joined by Linnie Malkin, Danielle Gibson, Braxton Burnside and Hammah Gammill. The previous record was five home runs, which the Razorbacks reached twice this year against Texas Tech and Northwestern State.

Heroic Hogs

The Razorbacks have three come-from-behind walk-off wins this season. Danielle Gibson hit a walk-off grand slam to defeat Drake (March 4) and trailed 4-2 at the time of the homer. In the series against Ole Miss, Arkansas hit two extra inning walk-off homers. Gibson hit a solo shot on March 20 and Keely Huffine did the same on March 21, both solo homers to left. Arkansas did not come from behind on April 21 vs. Central Arkansas, but Braxton Burnside hit a walk-off solo homer to end it in the eighth.

McNeese Marathon

On Saturday, Feb. 20, Arkansas played the second-longest game in program history at McNeese, defeating the Cowgirls 6-4 in 14 innings. The only game longer in school history was 19 innings on March 21, 1999 against Alabama, a 12-7 Crimson Tide win. Designated player Linnie Malkin hit the game's go-ahead two-run home run in the top of the 14th inning. Its the second-longest game in the country behind Ohio State and Wisconsin's 15 inning affair on March 11.

Versus Ranked Opponents

This season the Razorbacks are 11-3 against ranked opponents. Since 2018, Arkansas is 32-22 against top 25 competition.

10 RBI Tandem

Danielle Gibson and Braxton Burnside are both tied for second in NCAA history registering 10 RBI in a single game. Gibson accomplished her feat on Feb. 23, 2018, hitting a home run cycle as part of a 15-3 win over SIUE. She was 4-for-4, collecting 16 total bases. Burnside reached the single-game 10 RBI mark as a freshman at Missouri on March 18, 2017 in a 16-6 win over North Dakota State in Clearwater, Fla. Burnside was 3-for-5 with two grand slams and a two RBI triple. Gibson and Burnside are the only pair of Division I teammates to record 10 or more RBI in a single game during their careers.

Trio of Hogs Named Preseason All-SEC

Braxton Burnside, Hannah McEwen and Autumn Storms were named to the 14th annual Preseason All-SEC team. McEwen and Storms are on the team for the second consecutive year, while Burnside is making her first appearance. Alongside LSU (4) and Alabama (3), the Razorbacks are one of only three squads with three or more players appearing on the team. The Preseason All-SEC Softball Team is voted on by the league's head coaches and consists of a minimum of 14 players. Each SEC head coach voted for five infielders, four outfielders, three pitchers, one catcher and one designated player/utility. No ties were broken.

Storms and McEwen Named JWOS Preseason All-Americans

Redshirt senior pitcher Autumn Storms and redshirt junior outfielder Hannah McEwen were selected to Justin's World of Softball Preseason All-America Third Team. McEwen registered the nation's 15th best on base percentage (.565) with a team-leading and eighth-best in the SEC .418 batting average last year. Last season, Storms racked up an SEC-leading 11 victories inside the circle last season and ranked second in the SEC allowing 1.16 walks per seven innings,

fourth in strikeout-to-walk ratio (5.08) and seventh in ERA (1.16).

McEwen Makes Her Mark

Hannah McEwen is on pace to be the program's all-time leading hitter with a career .369 batting average, and is the only SEC player to lead her team in batting average each of the last three seasons. As a junior, she was named a Softball America Shortened Season All-American and hit .418, the SEC's eighth best mark.

Burnside Named CoSIDA Academic All-District First Team

Last season, infielder Braxton Burnside was named to the CoSIDA Academic All-District First Team for the first time in her career, due to the shortened 2020 season, voting was conducted with an emphasis on career stats. Burnside has accumulated 130 hits, 23 doubles, two triples, 20 homers and 100 RBIs in her career which includes two prior seasons at Missouri. Burnside graduated as part of the December 2019 class earning an undergraduate degree in communication while attaining a 3.94 GPA. She is currently pursuing a master's degree in human resource and workforce development.

Experience on the Bench

In addition to head coach Courtney Deifel, who is in her seventh year as a Division I head coach, assistant coach Matt Meuchel and volunteer assistant coach Annie Smith have been head coaches at Division I programs. Meuchel spent eight seasons (2009-16) as Nevada's head coach, leading the Wolfpack to a 2009 WAC championship and NCAA Tournament berth. While in Reno, Meuchel compiled a 196-217 overall record and guided the program's transition to Mountain West Conference membership. Smith was at the helm of Georgia Southern's program from 2012-17, posting a 176-166 mark, winning two Southern Conference regular season and tournament titles. The Eagles went 51-17 under Smith in SoCon play, and she later transitioned the program to Sun Belt Conference membership.

History Made

Danielle Gibson made history on Feb. 23, 2019 when she hit four home runs and collected 10 RBI inside Bogle Park as part of a 15-3 win over SIUE. The four home runs tie a Division I record reached only four times before, but what makes Gibson special is that she hit for the home run cycle - done only twice before EVER, she is the first to do so in only four innings. Her 16 total bases and 10 RBI are tied for the second-most in NCAA history and she is the third player to record 10 RBI in SEC history.

Deifel's Success at Bogle

Beginning with Deifel's first season as head coach in 2016, Arkansas has posted a 103-40 record inside Bogle Park, with an ultra-impressive 80-14 mark over the last four seasons (2018-21). The Razorbacks set a Bogle Park record winning 27 home games in 2018, which included three wins en route to the NCAA Fayetteville Regional Championship.

Arkansas' All-Time Winningest Coaches

Head coach Courtney Deifel became the program's fastest coach to 150 wins and just the second ever to do so in program history.

WINNINGEST ARKANSAS HEAD COACHES

Rank	Coach	Recrd	Years	NCAA Appearances
1.	Carrie Dever-Boaz	244-274-1	1997-2004	2 (2000, 2002)
2.	Courtney Deifel	184-111	2016-pres.	3 (2017, 2018, 2019)
3.	Mike Larabee	149-181	2010-2015	2 (2012, 2013)
4.	Jamie Pinkerton	130-179	2005-2009	2 (2008, 2009)

Hogs in NCAA Active Leaders

Redshirt senior pitcher Autumn Storms is fourth among active players in games started by a pitcher, sixth in overall appearances and eighth in innings pitched in the latest NCAA statistical report.

NCAA ACTIVE CAREER LEADERS - STARTS

Rank	Player	Class	School	Games Started
1.	Amber Fiser	Sr.	Minnesota	129
2.	Alea White	Sr.	UCF	126
3.	Brittany Pickett	Sr.	North Carolina	117
4.	Autumn Storms	Sr.	Arkansas	116
5.	Summer Ellyson	Sr.	Louisiana	109

Jackson Top 10 in Active Career HBP

Redshirt senior outfielder Ryan Jackson was plunked 11 times in 2020, ranking 10th nationally averaging 0.44 hit by pitches per game. She is fifth in active career hit by pitches.

NCAA ACTIVE CAREER LEADERS - HIT BY PITCH

Rank	Player	Class	School	Hit By Pitch
1.	Maddy Vermejan	Sr.	Southern Illinois	81
2.	Kenzi Maguire	Sr.	South Carolina	80
3.	Nikki Butler	Sr.	New Mexico State	72
4.	Jana Johns	Sr.	Oklahoma	71
5.	Ryan Jackson	Sr.	Arkansas	60
	Abby Sweet	Sr.	Notre Dame	60

About the Razorbacks

Arkansas returns all but one starter from the 2020 COVID-19 shortened campaign where the team finished 19-6 (1-2 SEC) and earned a No. 19 final ranking in the NFCA Coaches' Poll. The Hogs hit .317 as a team, which ranked seventh in the SEC and 34th in the country. Posting an average of 6.16 runs per game, the offense placed sixth in the league and 33rd nationally. The team's best win of the year was a 1-0 triumph at No. 9 Alabama in the SEC opener, Arkansas' first win in Tuscaloosa since 2000. During non-conference play the team won 10 consecutive games, the program's second such streak in the last decade.

2021 RAZORBACKS



vs. Missouri - Game 1

USA TODAY/NFCA TOP 25
(Week 10)

#	Team	Record	Previous Rank
1	Oklahoma (32)	33-0	1
2	UCLA	25-2	2
3	Florida	32-6	5
4	Washington	34-6	6
5	Alabama	33-7	3
6	Oregon	28-8	4
7	Florida State	31-6	9
8	Arkansas	36-5	10
9	Texas	31-6	7
10	Arizona	27-8	8
11	Oklahoma State	35-5	11
12	Arizona State	28-11	13
13	Louisiana	34-7	14
14	Kentucky	30-10	12
15	Virginia Tech	28-7	15
16	Clemson	32-4	17
17	LSU	26-14	16
18	Missouri	32-10	18
19	Tennessee	32-7	19
20	Michigan	21-4	22
21	Georgia	27-11	20
22	Duke	30-10	21
23	Wichita State	32-5-1	25
24	Minnesota	22-6	24
25	James Madison	22-1	RV
25	UCF	30-12-1	23

Others Receiving Votes: Auburn (23), Fresno State (12), Northwestern (11), Miami University (10), Texas state (9), Liberty (4), BYU (2), Western Kentucky (2), Ole Miss (1)

ESPN.COM/USA SOFTBALL TOP 25
(Week 10)

#	Team	Record	Previous Rank
1	Oklahoma (20)	33-0	1
2	UCLA	25-2	2
3	Florida	32-6	4
4	Washington	34-6	6
5	Alabama	33-7	3
6	Arkansas	36-5	10
7	Oregon	28-8	5
7	Florida State	31-6	9
9	Oklahoma State	35-5	11
9	Arizona State	28-11	13
11	Arizona	27-8	7
12	Texas	31-6	8
13	Virginia Tech	28-7	14
14	Kentucky	30-10	12
15	LSU	26-14	15
16	Clemson	32-4	18
17	Tennessee	32-7	16
18	Louisiana	34-7	17
19	Missouri	32-10	19
20	Michigan	21-4	22
21	Duke	30-10	21
22	Georgia	27-11	20
23	Wichita State	32-5-1	NR
24	James Madison	22-1	24
25	Minnesota	22-6	23

Others receiving votes: Auburn, UCF, Louisville, Northwestern, Ole Miss, Boston University, S Illinois, Liberty, NC State, Fresno State

D1SOFTBALL.COM
(Week 10)

#	Team	Record	Previous Rank
1	Oklahoma	33-0	1
2	UCLA	25-2	2
3	Florida	32-6	4
4	Washington	34-6	7
5	Alabama	33-7	3
6	Florida State	31-6	6
7	Arkansas	36-5	9
8	Oregon	28-8	5
9	Oklahoma State	35-5	10
10	Arizona State	28-11	16
11	Arizona	27-8	8
12	LSU	26-14	13
13	Virginia Tech	28-7	14
14	Texas	31-6	11
15	Louisiana	34-7	15
16	Missouri	32-10	17
17	Kentucky	30-10	12
18	Clemson	32-4	19
19	Tennessee	32-7	18
20	Wichita State	32-5-1	20
21	Minnesota	22-6	21
22	Michigan	21-4	NR
23	Duke	30-10	22
24	Ole Miss	28-15	NR
25	UCF	30-12-1	23

SOFTBALL AMERICA
(Week 10)

#	Team	Record	Previous Rank
1	Oklahoma	33-0	1
2	UCLA	25-2	2
3	Washington	34-6	4
4	Florida	32-6	3
5	Oregon	28-8	5
6	Alabama	33-7	7
7	Florida State	31-6	9
8	Oklahoma State	33-5	10
9	Texas	31-6	6
10	Arkansas	36-5	11
11	Arizona State	28-11	14
12	Arizona	27-8	8
13	Virginia Tech	28-7	12
14	Louisiana	34-7	15
15	Kentucky	30-10	13
16	Clemson	32-4	19
17	LSU	26-14	16
18	Missouri	32-10	17
19	Tennessee	33-7	18
20	Wichita State	32-5-1	NR
21	UCF	30-12-1	21
22	Georgia	27-11	20
23	Minnesota	22-6	22
24	Duke	30-10	24
25	Michigan	21-4	53

ARKANSAS IN THE POLLS WEEK-BY-WEEK

Week	NFCA	ESPN	D1	SA
Preseason	18	21	16	16
Week 1	20	25	17	19
Week 2	21	24	16	18
Week 3	20	20	15	17
Week 4	19	19	12	15
Week 5	17	17	13	14
Week 6	15	15	12	14
Week 7	13	11	9	12
Week 8	10	8	8	10
Week 9	10	10	9	11
Week 10	8	6	7	10
Week 11	-	-	-	-
Week 12	-	-	-	-
Week 13	-	-	-	-
Week 14	-	-	-	-
Final	-	-	-	-

ARKANSAS POLL FACTS

- Under head coach Courtney Deifel the Hogs have been ranked 48 times in the USA Today/NFCA Poll. Prior to her tenure, Arkansas was ranked just one time in program history (2013).
- The Hogs have been ranked in the USA Today/NFCA Poll in 41 of its last 42 releases, dating back to week seven of the 2018 campaign.
- Arkansas has received a vote in the last 61 releases of the USA Today/NFCA Poll, the longest streak in program history.
- The Razorbacks were ranked in all five weekly releases of the four national polls during the shortened 2020 season.
- The Razorbacks current ranking in the ESPN.com/USA Softball and USA Today/NFCA Polls are both the highest in school history.

SEC WEEKLY AWARDS

WEEK ONE

Player: Charla Echols, Florida
 Pitcher: Montana Fouts, Alabama
 Freshman: Maddie Penta, Auburn; Sydney Chambley, Georgia

WEEK TWO

Player: Kaylee Tow, Alabama
 Pitcher: Katie Chronister, Florida
 Freshman: Erin Coffel, Kentucky

WEEK THREE

Player: Aliyah Andrews, LSU
 Pitcher: Ashley Rogers, Tennessee
 Freshman: Maddie Penta, Auburn

WEEK FOUR

Player: Kiki Milloy, Tennessee
 Pitcher: Elizabeth Hightower, Florida
 Freshman: Shelby Lowe, Auburn

WEEK FIVE

Player: **Braxton Burnside, Arkansas**; Bailey Hemphill, Alabama
 Pitcher: Anna Borgen, Ole Miss
 Newcomer: Lexi Kilfoyl, Alabama
 Freshman: Jenna Laird, Missouri

WEEK SIX

Player: **Danielle Gibson, Arkansas**
 Pitcher: Elizabeth Hightower, Florida
 Newcomer: Jaiden Fields, Georgia
 Freshman: Jayda Kearney, Georgia

WEEK SEVEN

Player: Bre Warren, Texas A&M
 Pitcher: **Mary Haff, Arkansas**
 Newcomer: Julia Cottrill, Florida; Rylea Smith, Kentucky
 Freshman: Shelby Lowe, Auburn

WEEK EIGHT

Player: **Braxton Burnside, Arkansas**; Bailey Hemphill, Alabama
 Pitcher: Ashley Rogers, Tennessee
 Newcomer: Lexi Kilfoyl, Alabama
 Freshman: Jenna Laird, Missouri

WEEK NINE

Player: Aliyah Andrews, LSU
 Pitcher: Montana Fouts, Alabama
 Newcomer: Sara Mosley, Georgia; Ciara Briggs, LSU
 Freshman: Blaise Biringier, Ole Miss

WEEK TEN

Player: Kiki Milloy, Tennessee
 Pitcher: Ashley Rogers, Tennessee
 Newcomer: Maddison Koepke, Auburn; Raeleen Gutierrez, LSU
 Freshman: Maddie Penta, Auburn; Jenna Laird, Missouri

WEEK ELEVEN

Player:
 Pitcher:
 Newcomer:
 Freshman:

WEEK TWELVE

Player:
 Pitcher:
 Newcomer:
 Freshman:



SEC STANDINGS

Team	SEC	Overall	Streak
Arkansas	16-2	.889 37-5	.881 W4
Florida	12-3	.800 33-6	.846 W1
Alabama	12-6	.667 34-7	.829 W2
Missouri	10-5	.667 32-10	.762 W3
Ole Miss	10-8	.556 29-15	.659 W1
LSU	8-7	.533 26-14	.650 W2
Tennessee	6-6	.500 33-7	.821 W2
Kentucky	6-9	.400 31-10	.756 W2
Georgia	6-9	.400 28-12	.700 L1
Texas A&M	6-9	.400 29-13	.690 W2
Auburn	5-10	.333 25-14	.641 L2
South Carolina	2-13	.133 23-18	.561 L3
Miss. State	0-12	.000 24-19	.558 W2

All Stats & standings as of April 21

SEC PRESEASON COACHES' POLL

(First-Place Votes in Parentheses)

Place	School	Points
1.	Alabama (9)	138
2.	LSU (2)	129
3.	Florida (1)	125
4.	Tennessee (1)	101
5.	Kentucky	97
6.	Arkansas	81
7.	Georgia	78
8.	Missouri	70
9.	South Carolina	68
10.	Mississippi State	43
11.	Auburn	39
12.	Texas A&M	30
13.	Ole Miss	15

Points for the poll were awarded on a 1-2-3-4-5-6-7-8-9-10-11-12 basis. Coaches were not allowed to vote for their own team.

ARKANSAS IN SEC STATS

ARKANSAS	VALUE	RANKING
Batting Average	.276	11th
Slugging Percentage	.539	4th
On Base Percentage	.390	9th
Runs Scored	250	T-3rd
Hits	316	6th
Runs Batted In	238	3rd
Home Runs	82	1st
Walks	168	1st
Hit by Pitch	49	3rd
Strikeouts	231	1st
Sac Bunts	22	1st
Sac Flies	7	12th
Stolen Bases	3	13th
Steal Attempts	5	13th
ERA	2.04	5th
Opp. Batting Average	.206	4th
Batters Struck Out	270	5th
Walks Allowed	73	4th
Runs Allowed	113	6th
Earned Runs Allowed	87	5th
Fielding Percentage	.973	5th
Errors	33	9th

SEC WEEKLY AWARDS

SEC Player of the Week - Tennessee's Kiki Milloy, a sophomore centerfielder from Woodinville, Wash., batted .467 (7-for-15) to help the Lady Vols earn two wins over in-state foe Tennessee State and the series win at South Carolina. On the week, Milloy recorded three runs scored, a double, a triple, two RBI and six stolen bases.

SEC Pitcher of the Week - Tennessee's Ashley Rogers, a junior right-hander from Athens, Tenn., registered two wins along with her second save of the season in the circle for the Lady Vols. Rogers fanned 35 batters over 23.1 innings pitched, including two 10+ strikeout outings, to increase her season total to 210.

SEC Newcomer of the Week - Auburn's Maddison Koepke, a sophomore third baseman from Dacula, Ga., batted .500 with three hits, two RBI and one run scored to help the Tigers earn a pair on non-conference victories and the series win over No. 12 Kentucky. Koepke started all five games at third base, recording a perfect fielding percentage with four putouts and three assists.

LSU's Raeleen Gutierrez, a freshman utility player from Upland, Calif., batted .500 to help the Tigers claim the non-conference series over NC State. Gutierrez tallied four hits (including a home run), two RBI and one run scored.

SEC Freshman of the Week - Auburn's Maddie Penta, a freshman right-handed pitcher from Chesapeake City, Md., posted two wins in the circle for the Tigers. Penta first held Alabama State to two hits in just six innings to combine with KK Dismukes for the shutout victory. She then earned her first victory in conference play with a complete-game performance against No. 12 Kentucky. On the week, Penta struck out 15 batters and held her opponents to a .143 batting average.

Missouri's Jenna Laird, a freshman shortstop from East Meadow, N.Y., posted a .462 batting average with six hits, six runs scored and five RBI on the week, including the series sweep over Mississippi State. In game one against the Bulldogs, Laird recorded a home run in her first two at-bats for her first multi-home run effort. She followed that with a pair of doubles in game two, scoring each time. Laird closed out the series with the game-winning run in the top of the sixth inning.



Courtney Deifel became the fourth head coach in program history when she was hired June 11, 2015. In five seasons at Arkansas, she has orchestrated the Razorbacks' return to postseason play and became the only head coach in school history to earn three consecutive NCAA Tournament berths (2017, 2018, 2019). Deifel has guided the program to new heights, and since her first season in 2016, the Razorbacks have been ranked 38 times in the NFCA Coaches' Poll after previously being ranked only once in program history.

Deifel guided the Razorbacks to a 19-6 (1-2 SEC) record during the COVID-19 shortened 2020 campaign. In the only league series of the season, the Razorbacks earned a 1-0 conference-opening victory, their first road win over Alabama since 2000. Arkansas remained in the national polls throughout the year and climbed from a preseason No. 24 ranking to the No. 19 slot in the final release of the NFCA Coaches' Poll. Junior catcher Kayla Green was honored with SEC Player of the Week recognition for the first time in her career and freshman pitcher Jenna Bloom emerged as one of the rising stars in the league, leading all freshmen in the nation striking out 10.9 hitters per seven innings.

Deifel led the Razorbacks to their third consecutive post-season appearance, becoming the only coach in program history to do so. With Deifel at the helm, Arkansas closed out the 2019 season, 38-20 and 12-12 in SEC play. It marks the first time since 1999-00 that the Razorbacks finished the season .500 or better in conference play in back-to-back seasons. The Razorbacks garnered their highest in-season ranking during weeks one and two, coming in at 12th and 11th in the NFCA and ESPN polls respectively.

Arkansas saw two players named to the All-SEC teams, pitcher Autumn Storms was named second team and outfielder Hannah McEwen garnered first-team recognition. McEwen's first-team selection was the first for Arkansas since 2012 and only the second in program history. In year four under Coach Deifel, the Razorbacks also earned two SEC Player of the Week awards, three SEC Pitcher of the Week awards, and one USA Softball Co-Player of the Week. A record five Razorbacks were named to the NFCA All-Region teams, with Storms garnering the first, first-team selection of her career. Storms went on to be named NFCA Second Team All-American as a pitcher, the first Razorback since 2010.

Year four with Coach Deifel and the Razorback staff saw growth in all aspects as the game, including a team .288 batting average, which ranks second-highest in the record books. In fact, four of the top seven team batting averages in program history come from the Deifel-era.

In her third season, Arkansas wrapped up the year with a 42-17 record, the third most wins in program history; and the highest number since 2000. The team earned the program's first-ever NCAA national seed and hosted the Fayetteville Regional on its way to securing a spot in this weekend's Norman Super Regional. For their efforts, the coaching staff earned 2018 NFCA Division I South Region Staff of the Year. The team also finished 17th in the final NCAA RPI.

Two seasons removed from a one-win conference tally, the Razorbacks posted a 12-12 record in SEC and earned a No. 7 seed into the SEC Tournament where the team made a run to the semifinals for the first time since 2001. The Razorbacks finished the season with a 27-2 record on their home field, established a new program record for home wins in a single season. Part of Arkansas' home triumphs included the program's first three-game sweep of a ranked team (No. 20 Mississippi State) and its first-ever series win over Alabama.

In her second season in Fayetteville, Deifel guided Arkansas to a 31-24 record which marked a 17-win improvement from the previous season, marking the largest increase in the country among Power 5 programs. The Razorbacks also tallied seven wins in SEC play, equaling the combined total from the previous three seasons. In recognition of the team's performance, Deifel was named the 2017 DSoftballNews Coach of the Year.

From year one to two under Deifel, Arkansas' pitching staff lowered its combined ERA by more than four runs (6.98 to 2.82) and added more than 20 points to its batting average (.260 to .284). The Razorbacks also led the SEC and tied for 17th in the NCAA with 59 home

DEIFEL YEAR-BY-YEAR

Year	School	Overall	Conf.	Postseason
2015	Maryland	27-27	9-14	--
2016	Arkansas	17-39	1-23	--
2017	Arkansas	31-24	7-17	NCAA Regional
2018	Arkansas	42-17	12-12	NCAA Super Regional
2019	Arkansas	38-20	12-12	NCAA Regional
2020	Arkansas	19-6	1-2	--
2021	Arkansas	37-5	16-2	--
7 seasons		211-138	56-82	3 appearances
At Arkansas		184-111	47-68	
<i>At Arkansas (2016-pres.): 184-111 (.624)</i>				
<i>Career (2015-pres.): 211-138 (.605)</i>				

runs. During the year, Arkansas earned its first national ranking since 2013 when it was slotted at No. 24 in the March 7 release ESPN/USA Softball poll.

Individually, Deifel saw two Razorbacks earn NFCA All-South Region accolades with Nicole Schroeder and Autumn Storms earning second-team and third-team honors, respectively. Storms was also named to the SEC All-Freshman Team while A.J. Belans was voted to the All-SEC Second Team. Schroeder went on to be drafted by the Akron Racers as the program's second NPF selection.

Deifel's first win over a ranked team at Arkansas came during the 2016 season when the Razorbacks knocked off No. 23 Nebraska, 11-10, during the Easton Tournament in Fullerton, Calif.; the team added five ranked wins in 2017. The 2016 campaign also saw newcomer Ashley Diaz make an immediate impact as a member of the NFCA All-South Region Second Team. She also appeared on the NFCA National Freshman of the Year Top 25 Watch List.

During her playing and coaching careers prior to coming to Arkansas, Deifel advanced to 11 NCAA Tournaments including a four-year run to the Women's College World Series (WCWS) as an All-American catcher at California that was highlighted by winning the 2002 national title. The Bears also finished second (2003), fifth (2001) and seventh (2000) at the WCWS over her four-year run. Her postseason successes also featured a pair of Super Regionals as a graduate assistant at Oklahoma and five NCAA Regionals as an assistant at Maryland and Louisville.

As a first-year head coach, Deifel ushered in a culture of change for Maryland in 2015. Along with the program's 16-game improvement from the previous season, the Terrapins' offense show tremendous growth. Maryland finished 27th in the NCAA with 6.28 runs per game behind 339 runs scored, up more than 150 runs from 2014. Deifel also led her team to a .309 batting average, a 40-point jump from 2014 which also ranked 57th in the NCAA.

Individually, Deifel guided three players to all-conference accolades and a pair of NFCA all-region honors. Lindsey Schmeister was an All-Big Ten first team performer while Shannon Bustillos and Erin Pronobis landed on the All-Big Ten second team. Pronobis and Corey Schwartz were also named to the NFCA All-Midwest Region Third Team. Under Deifel's watch, the trio helped Maryland to single-season school records in doubles, home runs, RBI and walks.

Prior to taking the head job at Maryland, Deifel spent four seasons as an assistant coach at Louisville in which she helped the Cardinals to four NCAA appearances, the 2014 American Athletic Conference Tournament title and an overall record of 176-60 (.746). Louisville averaged 44 wins in that time with a program-record 55 wins in 2012. Her student-athletes at Louisville racked up four NFCA All-America certificates and 29 all-conference selections.

Deifel played in 285 games in her career at California, missing just three games behind the plate over her four years. As a four-year starting catcher, she was a 2003 All-American, two-time All-Pac 10 selection and caught seven no-hitters. She is still the program's career leader with 1,969 putouts.

Aside from her accomplishments in collegiate softball, Deifel had a successful professional career following her days at Cal. In 2004, she helped the NY/NJ Juggernaut to the National Professional Fastpitch (NPF) league title. Deifel also spent three years with LeoPalac21 in Japan that resulted in a runner-up showing and a pair of third-place finishes.

Deifel and husband Joe are the parents to two sons, Trip and Walt. The family resides in Fayetteville.

ALL-TIME SERIES UNDER DEIFEL

Opponent	Series	H	A	N
Alabama	4-9	3-3	1-5	0-1
Arkansas-Pine Bluff	1-0	1-0		
Army	0-1			0-1
Auburn	7-5	3-3	4-2	
Baylor	1-1	0-1		1-0
Binghamton	1-0			1-0
Boston U	4-0	4-0		
Bradley	1-1			1-1
BYU	0-1			0-1
Buffalo	1-0	1-0		
Cal State Fullerton	0-1		0-1	
CSUN	1-0			1-0
Campbell	2-0			2-0
Central Arkansas	2-0	1-0	1-0	
Central Connecticut	2-0	2-0		
Central Michigan	1-0			1-0
Dartmouth	2-0	2-0		
Delaware	1-0			1-0
DePaul	1-0	1-0		
Drake	3-2	3-2		
Florida	0-9	0-3	0-6	
Florida A&M	2-0			2-0
FAU	0-1		0-1	
FGCU	1-0		1-0	
Fordham	1-0			1-0
Furman	4-0	3-0		1-0
George Washington	1-0			1-0
Georgia	5-6	1-2	3-3	1-1
Grand Canyon	1-1			1-1
IUPUI	3-0	3-0		
Iowa State	1-0	1-0		
Jackson State	1-0		1-0	
Kansas	4-0	3-0	1-0	
Kansas City	4-1	3-1	1-0	
Kent State	2-0	2-0		
Kentucky	3-7	2-4	0-3	1-0
Lamar	2-0	2-0		
Liberty	0-1	0-1		
Lipscomb	1-0			1-0
Loyola Marymount	2-0			2-0
LSU	2-7	2-4	0-3	
Manhattan	1-0			1-0
Marist	3-0	2-0		1-0
McNeese	3-2		3-1	0-1
Memphis	1-0			1-0
Mississippi State	7-2	6-0	1-2	
Missouri	4-2	2-1	2-1	
Missouri State	3-1	2-1	1-0	
Montana	0-1	0-1		
Nebraska	3-0	1-0		2-0
Nevada	1-0	1-0		
New Mexico	2-0			2-0
New Mexico State	1-0		1-0	
North Carolina	0-1			0-1
North Dakota State	4-1	2-0		2-1
North Texas	2-0		2-0	
North Carolina	0-3			0-3
Northern Colorado	5-1	4-0		1-1
Northern Iowa	1-1	1-1		
Northwestern State	3-0	3-0		
Notre Dame	1-1		1-1	
Oklahoma	0-5	0-1	0-4	
Oklahoma State	1-3	0-2	1-0	0-1
Ole Miss	7-5	6-0	1-5	
Omaha	4-0	4-0		
Sacramento State	1-0			1-0
Samford	1-0			1-0
San Diego	1-0			1-0
SIUE	2-0			
South Carolina	7-6	3-3	4-2	0-1
South Dakota State	1-0	1-0		
Southeast Missouri	5-1	3-1	2-0	
Saint Francis (Pa.)	2-0	2-0		
Saint Louis	3-0		3-0	
Tennessee	3-6	2-1	1-5	
Texas	0-2		0-2	
Texas A&M	2-7	1-2	1-5	
Texas Tech	2-0	2-0		
Tulsa	2-5	1-2	1-1	0-2
UConn	1-0			1-0
UIC	1-0			1-0
ULM	1-0	1-0		
UMass Lowell	2-0			2-0
UNLV	0-1			0-1
Utah	1-0			1-0
UT Arlington	5-1	2-0	3-1	
UTEP	1-0			1-0
Villanova	3-0	2-0		1-0
Washington	0-1			0-1
Weber State	1-0			1-0
Wichita State	4-1	4-0	0-1	
Wright State	2-0	2-0		
		184-111	103-40	39-56 40-15

10+ STRIKEOUT PERFORMANCES

No.	Pitcher	Opponent	Date
16	Mary Haff	vs. Furman	4/13/19
16	Heather Schlichtman	vs. Marshall	4/9/04
15	Heather Schlichtman	vs. Wichita State	3/3/01
15	Heather Schlichtman	vs. Auburn	3/13/04
15	Katy Henry	vs. ULM	2/25/05
15	Katy Henry	vs. UTSA	2/16/07
15	Kimmy Beasley	Auburn	5/3/13
15	Mary Haff	at Tennessee	3/23/2019
14	Heather Schlichtman	vs. Appalachian State	2/7/04
14	Heather Schlichtman	vs. Mississippi Valley State	2/29/04
14	Heather Schlichtman	at Kentucky	4/24/04
14	Katy Henry	Kansas City	2/23/07
13	Rachel Talley	vs. Virginia Tech	2/18/01
13	Heather Schlichtman	Oklahoma City	4/23/02
13	Katy Henry	Centenary	3/5/06
13	Chelsea Cohen	Saint Louis	2/24/13
13	Mary Haff	at Saint Louis	4/10/18
13	Mary Haff	Lipscomb	2/10/19
13	Autumn Storms	vs. Southeast Missouri	2/21/19
12	Tammy Kincaid	Alabama	3/21/99
12	Rachel Talley	at Auburn	4/9/99
12	Heather Schlichtman	FIU	3/2/01
12	Rachel Talley	vs. FAU	3/3/01
12	Rachel Talley	vs. Utah	2/16/02
12	Katy Henry	vs. Virginia	2/9/07
12	Katy Henry	Creighton	2/24/08
12	Miranda Dixon	vs. ULM	4/2/08
12	Hope McLemore	Louisiana Tech	3/13/10
12	Kim Jones	vs. Rhode Island	2/13/11
12	Kimmy Beasley	LSU	4/6/13
12	Kimmy Beasley	at Missouri	4/13/13
12	Mary Haff	Fordham	2/19/18
12	Mary Haff	vs. Northern Colorado	3/2/18
12	Mary Haff	vs. Dartmouth	3/3/18
12	Mary Haff	vs. Omaha	2/28/19
12	Mary Haff	vs. Boston U	3/2/19
12	Mary Haff	vs. UIC	2/15/20
11	Katy Henry	Northwestern State	3/4/06
11	Kimmy Beasley	LSU	4/7/13
11	Kimmy Beasley	Kentucky	4/19/13
11	Grace Moll	at Southeast Missouri State	4/6/16
11	Autumn Storms	vs. Boston U	3/2/19
11	Mary Haff	at Central Arkansas	3/9/21
10	Katy Henry	at Ole Miss	3/21/06
10	Katy Henry	at Florida	3/25/06
10	Katy Henry	Kansas	4/5/06
10	Miranda Dixon	at Texas A&M	2/16/07
10	Katy Henry	Northern Iowa	3/3/07
10	Katy Henry	at Kansas	4/3/07
10	Miranda Dixon	at South Carolina	3/3/08
10	Katy Henry	vs. ULM	4/2/08
10	Katy Henry	at Kentucky	4/12/08
10	Miranda Dixon	vs. Cleveland State	3/7/09
10	Miranda Dixon	at Ole Miss	3/29/09
10	Hope McLemore	vs. Iowa	2/12/10
10	Hope McLemore	Drake	3/6/10
10	Hope McLemore	at Georgia	4/2/10
10	Chelsea Cohen	ULM	2/22/13
10	Kimmy Beasley	Jacksonville State	3/2/13
10	Hope McLemore	Kentucky	4/20/13
10	Kimmy Beasley	Butler	2/13/14
10	Jenna Bloom	Kansas	3/10/20
10	Mary Haff	North Dakota State	2/25/21
10	Mary Haff	at South Carolina	3/12/21
10	Autumn Storms	Alabama	4/10/21

TOTAL BY PITCHER

14	Katy Henry2005-2008
13	Mary Haff2018-Present
8	Heather Schlichtman2001-2004
7	Kimmy Beasley2012-2014
5	Miranda Dixon2007-2010
5	Hope McLemore2010-2013
4	Rachel Talley1999-2002
3	Autumn Storms2017-Present
2	Chelsea Cohen2010-2013
1	Kim Jones2008-2011
1	Tammy Kincaid1997-2000
1	Grace Moll2014-2017
1	Jenna Bloom2020-Present

2021 AWARDS AND HONORS

Braxton Burnside
 Preseason All-SEC
 SEC Player of the Week (March 16)
 SEC Player of the Week (April 6)
 DISoftball.com Player of the Week (March 1)

Danielle Gibson
 SEC Player of the Week (March 23)

Mary Haff
 SEC Pitcher of the Week (March 30)

Hannah McEwen
 Preseason All-SEC
 Softball America Preseason Top 100 - No. 26
 JWOS Preseason All-America Third Team
 Softball America - No. 9 ranked Junior

Autumn Storms
 Preseason All-SEC
 Softball America Preseason Top 100 - No. 57
 JWOS Preseason All-America Third Team

RECORD WATCH

BATTING AVERAGE (MINIMUM 250 AB)		
.369	Hannah McEwen	2018-pres.
.357	Devon Wallace	2012-15
.347	Stephanie Canfield	2013-17

HIT BY PITCH		
31	Kim Eiben	2000-03
23	Jennifer Cirigliano	1997-00
25	Kayla Green	2018-pres.
23	Ryan Jackson	2019-pres.
21	Devon Wallace	2012-15
21	Miranda Dixon	2007-10
19	Parker Pocklington	2014-17
19	Jessica Bachkora	2007-10
19	Kallie Foglesong	2004-06
19	Ashely Carter	2003-05
18	Nicole Duncan	2018-pres.

RUNS SCORED		
184	Devon Wallace	2012-15
166	Jessica Bachkora	2007-10
147	Hannah McEwen	2018-pres.
124	Kayla Johnson	2006-09
119	Stephanie Canfield	2013-17

STRIKEOUTS		
886	Heather Schlichtman	2001-04
756	Katy Henry	2005-08
745	Tammy Kincaid	1997-00
622	Mary Haff	2018-pres.
608	Rachel Talley	1999-02
498	Autumn Storms	2017-pres.

WINS		
73	Heather Schlichtman	2001-04
72	Tammy Kincaid	1997-00
71	Mary Haff	2018-pres.
66	Autumn Storms	2017-pres.
56	Katy Henry	2005-08
52	Rachel Talley	1999-02

SAVES		
13	Mary Haff	2018-pres.
9	Katy Henry	2005-08
9	Rachel Talley	1999-02
9	Tammy Kincaid	1997-00

WHAT HAPPENS WHEN

SCHEDULE	
OVERALL	37-5
SEC	16-2
NON-CONFERENCE	21-3
HOME	20-3
AWAY	16-1
NEUTRAL	1-1
VS RANKED OPPONENTS	11-3

GAME LENGTH	
FIVE INNINGS	4-0
SIX INNINGS	2-0
SEVEN INNINGS	26-4
EXTRA INNINGS	5-1

SITUATION	
DAY GAME (BEFORE 6PM)	26-3
NIGHT GAME (6PM OR LATER)	10-2
VS RIGHT HANDED STARTER	29-4
VS LEFT HANDED STARTER	8-1
ARKANSAS SCORES IN FIRST INN.	15-1
OPPONENT SCORES IN FIRST INN.	8-0
ARKANSAS SCORES FIRST	30-2
OPPONENT SCORES FIRST	7-3
ONE-RUN GAME	7-1
TWO-RUN GAME	6-3
5+ RUN GAME	13-0
LEADING AFTER SIX INNINGS	26-1
TRAILING AFTER SIX INNINGS	1-3
TIED AFTER SIX INNINGS	4-1

STATISTICS	
SCORES 0-2 RUNS	2-2
SCORES 3-5 RUNS	14-2
SCORES 6-9 RUNS	17-0
SCORES 10+ RUNS	4-1
OPP. SCORES 0-2 RUNS	21-2
OPP. SCORES 3-5 RUNS	13-1
OPP. SCORES 6-9 RUNS	3-1
OPP. SCORES 10+ RUNS	0-1
MADE NO ERRORS	18-2
MADE ONE ERROR	12-1
MADE 2+ ERRORS	7-2
MORE HITS THAN OPPONENT	29-1
FEWER HITS THAN OPPONENT	5-4
HITS ARE TIED	3-0

BY DAY	
SUNDAY	7-1
MONDAY	2-0
TUESDAY	3-1
WEDNESDAY	2-0
THURSDAY	5-1
FRIDAY	9-1
SATURDAY	9-1

BY MONTH	
FEBRUARY	11-2
MARCH	17-1
APRIL	9-2
MAY	0-0

SERIES HISTORY

MISSOURI

Head Coach: Larissa Anderson (3rd season)
 Conference: Southeastern
 2020 Record: 19-7 (3-0 SEC)
 Postseason: N/A
 2021 Record: 32-10 (10-5 SEC)

Last Ten.....4-6
 Last Win - Home.....3/25/18 (10-7)
 Last Win - Road.....4/9/17 (4-2)
 Last Win - Neutral.....
 Coach Deifel vs.....4-2
 Longest Win Streak.....3
 On This Day.....
 Largest Margin of Victory.....2/27/ (5-1)
 Largest Margin of Defeat.....4

All-Time Series: 8-13
 H: 4-7 | A: 4-3 | N: 0-3

2-27-00.....W, 6-2 Fayetteville
 2-27-00.....W, 5-1 Fayetteville
 2-8-04.....L, 3-5 Gainesville, Fla.
 2-24-07.....L, 3-6 Fayetteville
 2-25-07.....L, 11-12 Fayetteville
 2-21-09.....L, 0-8 Boca Raton, Fla.
 3-9-11.....L, 0-12 (5) Columbia, Mo. (18)
 3-14-12.....L, 0-4 Fayetteville (12)
 4-12-13.....L, 0-9 (5) Columbia, Mo. (8)
 4-13-13.....W, 4-1 (11) Columbia, Mo. (8)
 4-14-13.....W, 11-10 (8) Columbia, Mo. (8)
 5-9-13.....L, 0-8 (5) Lexington, Ky. (8)
 4-17-15.....L, 0-9 (5) Fayetteville (20)
 4-18-15.....L, 1-11 (5) Fayetteville (20)
 4-19-15.....L, 0-10 (6) Fayetteville (20)
 4-7-17.....L, 0-1 Columbia, Mo. (24)
 4-8-17.....W, 6-5 Columbia, Mo. (24)
 4-9-17.....W, 4-2 Columbia, Mo. (24)
 3-23-18.....W, 3-1 Fayetteville
 3-24-18.....L, 3-0 Fayetteville
 3-25-18.....W, 10-7 Fayetteville

SEASON HIGHS

TEAM SINGLE-GAME HIGHS

HITTING

At bats:.....50 - at McNeese (Feb 20, 2021)
 Runs scored:.....13 (2x) last - vs Northwestern State (Mar 6, 2021)
 Hits:.....13 - at South Carolina (Mar 13, 2021)
 RBIs:.....13 - vs Northwestern State (Mar 05, 2021)
13 - vs Northwestern State (Mar 06, 2021)
 Doubles:.....3 - (4 times)
 Triples:.....1 - vs Oklahoma State (Feb 11, 2021 at Monroe, La.)
1 - vs North Dakota State (Feb 25, 2021)
 Home runs:.....6 - vs Missouri State (April 06, 2021)
 Total bases:.....31 - vs Missouri State (April 06, 2021)
 Walks:.....11 - vs Oklahoma State (Feb 11, 2021 at Monroe, La.)
 Strikeouts:.....12 - (3 times, last April 9, 2021 vs. Alabama)
 Sac hits:.....3 - at South Carolina (Mar 13, 2021)
 Sac flies:.....1 - (6 times)
 Stolen bases:.....2 - vs Mississippi State (Mar 28, 2021)
 Hit by pitch:.....5 - vs Baylor (Feb 21, 2021 at Lake Charles, La.)
 Caught stealing:.....1 - vs Baylor (Feb 21, 2021 at Lake Charles, La.)
1 - at UT Arlington (Feb 22, 2021)
 Runners LOB:.....14 - at South Carolina (Mar 13, 2021)
 Hit into DP:.....5 - at McNeese (Feb 20, 2021)

FIELDING

Putouts:.....42 - at McNeese (Feb 20, 2021)
 Assists:.....15 - at UT Arlington (Feb 22, 2021)
 Errors:.....3 - vs Oklahoma State (Feb 11, 2021 at Monroe, La.)
3 - vs Southeast Missouri (Feb 27, 2021)
 Passed balls:.....2 - (2 games)
 DPs turned:.....2 - at Auburn (April 1, 2021)

PITCHING

Innings pitched:.....14.0 - at McNeese (Feb 20, 2021)
 Runs allowed:.....12 - vs Oklahoma State (Feb 11, 2021 at Monroe, La.)
 Earned runs:.....8 - vs Oklahoma State (Feb 11, 2021 at Monroe, La.)
 Walks allowed:.....9 - at McNeese (Feb 21, 2021)
 Strikeouts:.....13 - at McNeese (Feb 20, 2021)
 Hits allowed:.....12 - vs Oklahoma State (Feb 11, 2021 at Monroe, La.)
 Doubles allowed:.....3 - (4 times)
 Triples allowed:.....1 - (4 games)
 Homers allowed:.....3 - vs Oklahoma State (Feb 11, 2021 at Monroe, La.)
 Wild pitches:.....3 - at South Carolina (Mar 13, 2021)
 Hit batters:.....2 - (7 games)

INDIVIDUAL SINGLE-GAME HIGHS

HITTING

At bats:.....7 - Linnie Malkin at McNeese (Feb 20, 2021)
7 - Ryan Jackson at McNeese (Feb 20, 2021)
 Runs scored:.....3 - (8 times)
 Hits:.....5 - Danielle Gibson at South Carolina (Mar 13, 2021)
 RBIs:.....5 - (5 times)
 Doubles:.....2 - (4 times)
 Triples:.....1 - (3 times)
 Home runs:.....2 - (10 times)
 Total bases:.....10 - Danielle Gibson vs Northwestern State (Mar 05, 2021)
 Walks:.....4 - Linnie Malkin vs Oklahoma State (Feb 11, 2021 at Monroe, La.)
4 - Hannah McEwen at McNeese (Feb 20, 2021)
4 - Braxton Burnside at Auburn (April 03, 2021)
 Strikeouts:.....3 - Ryan Jackson at UT Arlington (Feb 22, 2021)
3 - Kayla Green at Auburn (April 03, 2021)
3 - Aly Manzo vs Alabama (April 09, 2021)
 Sac hits:.....2 - Keely Huffine vs Baylor (Feb 21, 2021 at Lake Charles, La.)
 Sac flies:.....1 - (7 times)
 Stolen bases:.....1 - (3 times)
 Hit by pitch:.....3 - Hannah Gammill at Georgia (April 17, 2021)
 Caught stealing:.....1 - Kayla Green vs Baylor (Feb 21, 2021 at Lake Charles, La.)
1 - Audrie LaValley at UT Arlington (Feb 22, 2021)
 Runners LOB:.....8 - Danielle Gibson at Auburn (April 03, 2021)

FIELDING

Putouts:.....15 - Danielle Gibson at Kansas City (Mar 23, 2021)
 Assists:.....6 - Braxton Burnside at Auburn (April 02, 2021)
 Errors:.....2 - (4 times)
 Passed balls:.....2 - (2 times)

PITCHING

Innings pitched:.....10.0 - Mary Haff vs Liberty (Mar 16, 2021)
 Runs allowed:.....6 - Autumn Storms vs Mississippi State (Mar 27, 2021)
 Earned runs:.....5 - Mary Haff vs Alabama (April 9, 2021)
 Walks allowed:.....6 - Mary Haff at McNeese (Feb 21, 2021)
 Strikeouts:.....11 - Mary Haff at Central Arkansas (March 9, 2021)
 Hits allowed:.....8 - Mary Haff at Central Arkansas (March 9, 2021)
8 - Mary Haff vs Central Arkansas (April 21, 2021)
 Homers allowed:.....2 - (7 games)

THE LAST TIME

ARKANSAS – TEAM


Defeated a ranked opponent.....def. #20 Georgia 5-2 in Athens, Ga. (April 18, 2021)
 Defeated a Top 10 ranked opponent.....def. #3 Alabama, 4-0 in Fayetteville, Ark. (April 10, 2021)
 Highest ranked team defeated.....def. #1 Cal, 3-2 (May 19, 2012)
 Won 10 or more consecutive games.....12 (March 19, 2021-April 3, 2021)
 Longest conference win streak.....12 (March 12, 2021-April 3, 2021)
 Won 5 or more consecutive conference home games.....6 (Mar. 19 - 28, 2021)
 Won 5 or more consecutive road games.....15 (Feb. 21-April 18, 2021)
 Won in Extra Innings.....7-6 (8) vs Central Arkansas (April 21, 2021)
 Lost in Extra Innings.....2-0 (10) vs Liberty (March 16, 2021)
 Played at least 10 Innings.....(10) L, 2-0 vs Liberty (March 16, 2021)
 Played at least 11 Innings.....(14) W, 6-4 at McNeese (Feb. 20, 2021)
 Played at least 12 Innings.....(14) W, 6-4 at McNeese (Feb. 20, 2021)
 Played at least 13 Innings.....(14) W, 6-4 at McNeese (Feb. 20, 2021)
 Played 14 or more Innings.....(14) W, 6-4 at McNeese (Feb. 20, 2021)
 Lost 5 or more consecutive games.....5 (May 6-20, 2017)
 Lost 5 or more consecutive conference games.....6 (Mar. 24-April 2, 2017)
 Scored 10 or more runs in a game.....10 at Georgia (April 16, 2021)
 Scored 10 or more runs in three straight games.....UNT Invitational (Feb. 11-12, 2017)
 Scored 15 or more runs in a game.....15 vs Nebraska (Feb. 9, 2020)
 Shut out back-to-back opponents.....#25 Auburn (April 2-3, 2021)
 Shut out three straight opponents.....North Dakota State 2x, Texas Tech (Feb. 25-26, 2021)
 Was shutout (extra-inning game).....2-0 (10) vs Liberty (March 16, 2021)
 Was Shutout (7-inning game).....2-0 vs #3 Alabama (April 11, 2021)
 Was Shutout (5-inning game).....8-0 at #8 Florida (April 6, 2019)
 Was Shutout In Fayetteville.....2-0 vs Liberty (March 16, 2021)
 Was No-Hit.....at #1 Florida (May 16, 2016)
 Was No-Hit By SEC Opponent.....at #1 Florida (May 16, 2016)
 Was No-Hit In Fayetteville.....vs #9 Georgia (May 3, 2009)
 Swept a three-game conference series.....at #20 Georgia (April 16-18, 2021)
 Swept four or more conference series#20 South Carolina, Ole Miss, Mississippi State, #25 Auburn, #20 Georgia (2021)
 Swept a three-game home conference series.....vs Mississippi State (March 26-28, 2021)
 Swept a three-game road conference series.....at #20 Georgia (April 16-18, 2021)
 Swept a non-conference doubleheader.....vs Drake (March 4, 2021)
 Run ruled an opponent.....9-1 (5) vs Missouri State (April 7, 2021)
 Most consecutive run-rule wins in a season.....6, 2014
 Was run-ruled.....L 9-1 (6) at #9 Alabama (March 8, 2020)
 Hit back-to-back home runs.....Gibson and Malkin vs Missouri State (April 6, 2021)
 Hit five or more home runs in a game.....6 vs Missouri State (April 7, 2021)
 Hit four or more home runs in a game.....6 vs Missouri State (April 7, 2021)
 Hit three or more home runs in a game.....3 at Georgia (April 18, 2021)
 Homered in five or more consecutive games.....21 (Feb. 11-March 13, 2021)
 Had 10 hits in a game.....11 vs Missouri State (April 7, 2021)
 Had 15 or more hits in a game.....18 vs Nebraska (Feb. 9, 2020)
 Had 10 or more hits in 3 consecutive games.....(4) vs Furman /UAPB (April 13-16, 2019)
 Had five or more doubles in a game.....6 vs Villanova (Feb. 29, 2020)
 Had three or more triples in a game.....
 Had 10 or more RBI in a game.....10 at Georgia (April 16, 2021)
 No-hit the opposition, 5 innings.....vs Texas Tech (Feb. 26, 2021)
 No-hit the opposition, 6 innings.....vs Northern Colorado (March 2, 2018)
 No-hit the opposition, 7 innings.....vs Central Connecticut (March 3, 2018)
 Recorded 10 or more walks.....11 vs #10 Oklahoma State (Feb. 11, 2021)
 Left 10 or more runners on base.....10 vs #3 Alabama (April 9, 2021)
 Allowed 10 or more hits.....11 vs Central Arkansas (April 21, 2021)
 Allowed 10 or more runs.....12 vs #10 Oklahoma State (Feb. 11, 2021)
 Allowed 10 or more earned runs.....12 vs #18 Kentucky (March 30, 2019)
 Allowed 10 or more RBI.....12 vs #10 Oklahoma State (Feb. 11, 2021)
 Allowed five or more doubles.....5 vs LSU (April 29, 2016)
 Allowed three or more home runs.....3 vs #10 Oklahoma State (Feb. 11, 2021)

OPPONENT-TEAM

Scored 10 or more runs in a game.....12 vs #10 Oklahoma State (Feb. 11, 2021)
 Scored 15 or more runs in a game.....23 (5) vs Auburn (April 16, 2016)
 Had 10 or more hits in a game.....11 vs Central Arkansas (April 21, 2021)
 Had 15-19 hits in a game.....15 vs Georgia (May 17, 2017)
 Shut out Arkansas (7-inning game).....2-0 vs #3 Alabama (April 11, 2021)
 Shut out Arkansas (5-inning game).....L, 8-0 at #8 Florida (April 6, 2019)
 Shut out Arkansas (extra-inning).....L, 2-0 (10 inn.) vs Liberty (March 16, 2021)
 Shut out Arkansas in consecutive games.....L, 3-0/8-0 at #8 Florida (April 6, 2019)
 Shut out Arkansas in Fayetteville.....2-0 vs #3 Alabama (April 11, 2021)
 Conference opponent S/O Arkansas in Fayetteville.....2-0 vs #3 Alabama (April 11, 2021)
 Conference opponent S/O Arkansas on the road.....L, 8-0 at #8 Florida (April 6, 2019)
 Won a non-conference series against Arkansas.....vs Alabama (April 9-11, 2021)
 Won a conference series in Fayetteville.....vs Alabama (April 9-11, 2021)
 Swept a three-game non-conference series against Arkansas.....Texas (March 14-16, 2016)
 Swept a three-game non-conference series in Fayetteville.....Texas (March 14-16, 2015)
 Swept a three game conference series in Fayetteville.....vs Georgia (May 5-7, 2017)
 Swept a three-game conference road series against Arkansas.....at #8 Florida (April 5-7, 2019)

ARKANSAS-INDIVIDUAL

Hit a grand slam.....Danielle Gibson vs Northwestern State (March 6, 2021)
 Hit a walk-off grand slam.....W, 6-4 Danielle Gibson vs Drake (March 4, 2021)
 Hit a walk-off home run.....W, 7-6 (8), Braxton Burnside vs. Central Arkansas (April 21, 2021)
 Hit two home runs in a game.....Linnie Malkin vs Central Arkansas (April 21, 2021)
 Hit three home runs in a game.....Danielle Gibson vs SIUE (Feb 23, 2019)
 Hit four home runs in a game.....Danielle Gibson vs SIUE (Feb 23, 2019)
 Homered in consecutive games in a conf. series.....Danielle Gibson (Games 1, 2) at #20 Georgia (April 16-17, 2021)
 Homered in three or more consecutive games.....(3) Braxton Burnside (Games 19-22) at South Carolina (March 12-14, 2021)
 Hit an inside the park home run.....
 Hit for the home run cycle.....Danielle Gibson vs SIUE (Feb 23, 2019)
 Had five hits in a game.....5, Danielle Gibson at South Carolina (March 13, 2021)
 Had four hits in a game.....5, Danielle Gibson at South Carolina (March 13, 2021)
 Had two doubles in a game.....(2), Danielle Gibson at South Carolina (March 13, 2021)
 Had four or more RBI in a game.....(4) Linnie Malkin vs Central Arkansas (April 21, 2021)
 Had 5 or more RBI in a game.....(5) Danielle Gibson at #20 Georgia (April 16, 2021)
 Had 10 or more RBI in a game.....(10) Danielle Gibson vs SIUE (Feb 23, 2019)
 Walked three or more times in a game.....(4) Braxton Burnside at #25 Auburn (April 3, 2021)
 Stole three bases in a game.....(3) Shelby Hiers vs Marist (Feb. 21, 2015)
 Pitched a complete game shutout.....Autumn Storms (W, 4-0) vs #3 Alabama (April 10, 2021)
 Had 10 or more strikeouts in a game.....(10) Autumn Storms vs. #3 Alabama (April 10, 2021)
 Gave up 10 or more hits in a game.....(10) Mary Haff at LSU (May 4, 2018)
 Gave up three or more home runs in a game.....(3) Mary Haff at NM State (Feb. 8, 2020)
 Threw a 7-inning no hitter.....Autumn Storms vs Central Connecticut (March 3, 2018)
 Threw a 5-inning no hitter.....(5 Inn.) Mary Haff vs Texas Tech (Feb. 27, 2021)
 Had 4 or more consecutive Ks in a game.....(5) Mary Haff vs Mississippi State (March 27, 2021)



Stat Leaders and Miscellaneous Stats

Batting avg		Slugging pct		On base pct	
1. 41 Danielle Gibson	.377	1. 25 Braxton Burnside	.961	1. 25 Braxton Burnside	.518
2. 25 Braxton Burnside	.375	2. 41 Danielle Gibson	.783	2. 23 Hannah McEwen	.516
3. 23 Hannah McEwen	.358	3. 22 Linnie Malkin	.647	3. 41 Danielle Gibson	.428
4. 22 Linnie Malkin	.287	4. 23 Hannah McEwen	.558	4. 22 Linnie Malkin	.370
5. 13 Kayla Green	.225	5. 13 Kayla Green	.525	5. 13 Kayla Green	.347
Runs scored		Hits		Runs batted in	
1. 25 Braxton Burnside	46	1. 41 Danielle Gibson	52	1. 25 Braxton Burnside	50
2. 23 Hannah McEwen	32	2. 25 Braxton Burnside	48	2. 41 Danielle Gibson	44
3. 41 Danielle Gibson	26	3. 22 Linnie Malkin	39	3. 22 Linnie Malkin	36
4. 22 Linnie Malkin	25	4. 23 Hannah McEwen	34	4. 13 Kayla Green	29
5. 20 Hannah Gammill	24	5. 13 Kayla Green	27	5. 20 Hannah Gammill	21
Doubles		Triples		Home runs	
1. 41 Danielle Gibson	15	1. 1 Ryan Jackson	2	1. 25 Braxton Burnside	23
2. 23 Hannah McEwen	7	2. 41 Danielle Gibson	1	2. 22 Linnie Malkin	15
3. 13 Kayla Green	6			3. 41 Danielle Gibson	13
25 Braxton Burnside	6			4. 13 Kayla Green	10
5. 3 tied at.....	4			5. 20 Hannah Gammill	7
Total bases		Walks		Hit by pitch	
1. 25 Braxton Burnside	123	1. 25 Braxton Burnside	32	1. 1 Ryan Jackson	8
2. 41 Danielle Gibson	108	2. 23 Hannah McEwen	27	2. 20 Hannah Gammill	7
3. 22 Linnie Malkin	88	3. 13 Kayla Green	21	3. 25 Braxton Burnside	6
4. 13 Kayla Green	63	4. 22 Linnie Malkin	15	4. 3 tied at.....	4
5. 23 Hannah McEwen	53	5. 20 Hannah Gammill	14		
Sac bunts		Sac flies		Stolen bases	
1. 16 Keely Huffine	8	1. 13 Kayla Green	3	1. 6 Cally Kildow	1
2. 42 Sam Torres	5	2. 16 Keely Huffine	1	23 Hannah McEwen	1
3. 3 Larissa Cesena	2	41 Danielle Gibson	1	42 Sam Torres	1
24 Nicole Duncan	2	1 Ryan Jackson	1		
13 Kayla Green	2	20 Hannah Gammill	1		
Caught stealing		Steal attempts		Stolen base pct	
1. 13 Kayla Green	1	1. 13 Kayla Green	1	1. 23 Hannah McEwen	1.000
99 Audrie LaValley	1	99 Audrie LaValley	1	2. 13 Kayla Green	.000
		42 Sam Torres	1		
		23 Hannah McEwen	1		
		6 Cally Kildow	1		

Multiple Hit Games	2	3	4	5+	Total	Multiple RBI Games	2	3	4	5+	Total
41 Danielle Gibson	10	5	-	1	16	25 Braxton Burnside	8	3	3	1	15
25 Braxton Burnside	8	5	-	-	13	41 Danielle Gibson	7	2	2	2	13
23 Hannah McEwen	11	1	-	-	12	22 Linnie Malkin	5	2	1	1	9
22 Linnie Malkin	5	3	-	-	8	13 Kayla Green	3	3	-	1	7
42 Sam Torres	7	-	-	-	7	20 Hannah Gammill	4	2	-	-	6
66 Aly Manzo	5	-	-	-	5	23 Hannah McEwen	2	-	-	-	2
13 Kayla Green	5	-	-	-	5	21 Lauren Graves	2	-	-	-	2
20 Hannah Gammill	4	1	-	-	5	16 Keely Huffine	2	-	-	-	2
16 Keely Huffine	2	-	-	-	2	99 Audrie LaValley	1	1	-	-	2
1 Ryan Jackson	2	-	-	-	2	42 Sam Torres	-	1	-	-	1
99 Audrie LaValley	1	-	-	-	1	1 Ryan Jackson	-	1	-	-	1
TEAM	60	15	0	1	76	TEAM	34	15	6	5	60

Hitting Streaks	Longest	Current	Reached Base Streaks	Longest	Current
42 Sam Torres	11	-	25 Braxton Burnside	36	36
41 Danielle Gibson	9	5	23 Hannah McEwen	16	16
25 Braxton Burnside	8	6	42 Sam Torres	15	1
22 Linnie Malkin	7	1	20 Hannah Gammill	14	1
23 Hannah McEwen	6	-	13 Kayla Green	14	-
20 Hannah Gammill	5	1	41 Danielle Gibson	13	5
99 Audrie LaValley	4	-	22 Linnie Malkin	11	1
66 Aly Manzo	4	2	16 Keely Huffine	6	1
1 Ryan Jackson	3	-	1 Ryan Jackson	5	-
13 Kayla Green	3	-	66 Aly Manzo	5	2
16 Keely Huffine	3	1	3 Larissa Cesena	4	-
3 Larissa Cesena	2	-	99 Audrie LaValley	4	-
21 Lauren Graves	2	-	2 Valerie Ventura	2	-
2 Valerie Ventura	2	-	28 Rylin Hedgecock	2	-
28 Rylin Hedgecock	1	-	24 Nicole Duncan	2	-
24 Nicole Duncan	1	-	21 Lauren Graves	2	1

Arkansas Season Stats



Arkansas Softball
Overall Statistics for Arkansas (as of Apr 21, 2021)
(All games Sorted by Batting avg)



Record: 37-5 Home: 20-3 Away: 16-1 Neutral: 1-1 SEC: 16-2

Player	avg	gp-gs	ab	r	h	2b	3b	hr	rbi	tb	slg%	bb	hp	so	gdp	ob%	sf	sh	sb-att	po	a	e	fld%	
41 Danielle Gibson	.377	38-38	138	26	52	15	1	13	44	108	.783	11	2	12	0	.428	1	0	0-0	244	11	1	.996	
25 Braxton Burnside	.375	41-41	128	46	48	6	0	23	50	123	.961	32	6	17	2	.518	0	0	0-0	61	61	10	.924	
23 Hannah McEwen	.358	32-32	95	32	34	7	0	4	15	53	.558	27	4	9	0	.516	0	0	1-1	52	1	2	.964	
22 Linnie Malkin	.287	42-42	136	25	39	4	0	15	36	88	.647	15	3	29	2	.370	0	0	0-0	19	1	0	1.000	
13 Kayla Green	.225	42-42	120	17	27	6	0	10	29	63	.525	21	3	22	0	.347	3	2	0-1	286	11	1	.997	
16 Keely Huffine	.185	41-41	92	19	17	0	0	5	10	32	.348	10	4	30	0	.290	1	8	0-0	76	31	4	.964	

20 Hannah Gammill	.338	26-26	71	24	24	4	0	7	21	49	.690	14	7	10	0	.484	1	0	0-0	25	51	4	.950	
42 Sam Torres	.333	33-25	78	17	26	1	0	0	4	27	.346	10	2	21	0	.422	0	5	1-1	31	0	1	.969	
66 Aly Manzo	.278	34-28	79	3	22	4	0	0	4	26	.329	2	1	12	1	.305	0	1	0-0	11	1	0	1.000	
21 Lauren Graves	.214	12-3	14	2	3	0	0	1	6	6	.429	2	1	7	0	.353	0	0	0-0	0	0	0	.000	
3 Larissa Cesena	.160	36-5	25	7	4	1	0	0	2	5	.200	4	1	13	0	.300	0	2	0-0	12	0	0	1.000	
1 Ryan Jackson	.158	23-18	57	9	9	1	2	1	4	17	.298	2	8	16	1	.279	1	1	0-0	25	1	0	1.000	
2 Valerie Ventura	.150	16-8	20	1	3	0	0	0	2	3	.150	0	0	8	0	.150	0	0	0-0	11	22	4	.892	
99 Audrie LaValley	.143	20-18	42	11	6	0	0	3	9	15	.357	12	4	11	0	.379	0	1	0-1	24	14	1	.974	
28 Rylin Hedgecock	.056	17-1	18	0	1	0	0	0	1	1	.056	1	1	5	1	.150	0	0	0-0	0	0	0	.000	
24 Nicole Duncan	.032	15-10	31	1	1	0	0	0	1	1	.032	5	2	9	0	.211	0	2	0-0	16	21	1	.974	
18 Marlene Friedman	.000	11-0	0	2	0	0	0	0	0	0	.000	0	0	0	0	.000	0	0	0-0	0	0	0	.000	
6 Cally Kildow	.000	20-0	0	8	0	0	0	0	0	0	.000	0	0	0	0	.000	0	0	1-1	0	0	0	.000	
0 Kaitlyn Howard	.000	3-0	0	0	0	0	0	0	0	0	.000	0	0	0	0	.000	0	0	0-0	0	1	0	1.000	
Totals	.276	42	1144	250	316	49	3	82	238	617	.539	168	49	231	7	.390	7	22	3-5	897	280	33	.973	
Opponents	.206	42	1114	113	229	32	4	24	102	341	.306	73	25	270	8	.268	6	16	17-25	844	254	37	.967	

LOB - Team (296), Opp (224). DPs turned - Team (11), Opp (13). IBB - Team (7), Burnside 5, Gibson 2, Opp (2).

(All games Sorted by Earned run avg)

Player	era	w-l	app	gs	cg	sho	sv	ip	h	r	er	bb	so	2b	3b	hr	b/avg	wp	hp	bks	sfa	sha
9 Autumn Storms	1.37	7-1	18	13	4	2/3	3	71.1	47	24	14	12	56	6	2	4	.179	1	10	0	0	4
4 Mary Haff	1.38	20-3	30	17	11	3/1	5	142.1	95	37	28	27	153	9	0	12	.186	2	9	0	4	9
31 Allie Light	2.92	0-0	6	0	0	0/0	0	12.0	18	8	5	3	6	1	1	1	.327	2	0	0	0	1
72 Jenna Bloom	3.29	8-1	16	8	0	0/2	0	51.0	42	24	24	19	47	11	1	7	.219	5	2	0	2	1
5 Lauren Howell	4.59	2-0	7	4	0	0/0	0	21.1	23	18	14	11	8	5	0	0	.267	4	4	0	0	1
0 Kaitlyn Howard	14.00	0-0	1	0	0	0/0	0	1.0	4	2	2	1	0	0	0	0	.571	0	0	0	0	0
Totals	2.04	37-5	42	42	15	8/3	8	299.0	229	113	87	73	270	32	4	24	.206	14	25	0	6	16
Opponents	5.50	5-37	42	42	11	2/0	1	281.1	316	250	221	168	231	49	3	82	.276	19	49	0	7	22

PB - Team (9), Green 9, Opp (3). SBA/ATT - Green (17-24), Haff (7-11), Storms (4-6), Light (4-5), Bloom (2-3).



Arkansas Softball
Conference statistics for Arkansas (as of Apr 21, 2021)
(SEC games only Sorted by Batting avg)



Record: 16-2 Home: 7-2 Away: 9-0 SEC: 16-2

Player	avg	gp-gs	ab	r	h	2b	3b	hr	rbi	tb	slg%	bb	hp	so	gdp	ob%	sf	sh	sb-att	po	a	e	fld%	
42 Sam Torres	.373	18-18	51	10	19	0	0	0	3	19	.373	7	1	15	0	.458	0	3	1-1	25	0	0	1.000	
23 Hannah McEwen	.341	15-15	44	11	15	2	0	2	9	23	.523	11	2	7	0	.491	0	0	1-1	27	1	1	.966	
25 Braxton Burnside	.340	17-17	47	14	16	4	0	9	18	47	1.000	19	2	11	0	.544	0	0	0-0	28	27	2	.965	
41 Danielle Gibson	.315	15-15	54	7	17	6	0	3	10	32	.593	5	0	9	0	.367	1	0	0-0	98	4	0	1.000	
66 Aly Manzo	.244	18-18	45	1	11	1	0	0	3	12	.267	1	1	8	1	.277	0	1	0-0	10	1	0	1.000	
22 Linnie Malkin	.210	18-18	62	7	13	1	0	4	9	26	.419	2	2	17	1	.258	0	0	0-0	12	1	0	1.000	
13 Kayla Green	.193	18-18	57	7	11	3	0	4	10	26	.456	6	2	15	0	.292	0	1	0-0	120	7	0	1.000	
16 Keely Huffine	.163	18-18	43	5	7	0	0	1	2	10	.233	5	2	16	0	.275	1	3	0-0	40	24	4	.941	

20 Hannah Gammill	.167	6-6	18	5	3	2	0	1	2	8	.444	2	4	5	0	.375	0	0	0-0	3	10	0	1.000	
28 Rylin Hedgecock	.143	8-0	7	0	1	0	0	0	1	1	.143	1	0	2	0	.250	0	0	0-0	0	0	0	.000	
21 Lauren Graves	.143	5-2	7	1	1	0	0	0	2	1	.143	1	1	5	0	.333	0	0	0-0	0	0	0	.000	
3 Larissa Cesena	.111	18-0	9	3	1	1	0	0	0	2	.222	2	0	6	0	.273	0	1	0-0	8	0	0	1.000	
2 Valerie Ventura	.100	6-5	10	0	1	0	0	0	1	1	.100	0	0	5	0	.100	0	0	0-0	6	12	4	.818	
1 Ryan Jackson	.067	8-4	15	1	1	0	0	0	0	1	.067	1	2	4	0	.222	0	0	0-0	9	0	0	1.000	
24 Nicole Duncan	.000	8-7	16	1	0	0	0	0	1	0	.000	3	2	6	0	.238	0	2	0-0	3	15	0	1.000	
99 Audrie LaValley	.000	2-1	2	1	0	0	0	0	0	0	.000	0	1	1	0	.333	0	0	0-0	1	2	0	1.000	
6 Cally Kildow	.000	9-0	0	3	0	0	0	0	0	0	.000	0	0	0	0	.000	0	0	0-0	0	0	0	.000	
18 Marlene Friedman	.000	6-0	0	0	0	0	0	0	0	0	.000	0	0	0	0	.000	0	0	0-0	0	0	0	.000	
Totals	.240	18	487	77	117	20	0	24	71	209	.429	66	22	132	2	.355	2	11	2-2	393	125	11	.979	
Opponents	.201	18	483	38	97	18	1	10	34	147	.304	24	13	112	4	.257	2	6	1-4	374	107	16	.968	

LOB - Team (137), Opp (97). DPs turned - Team (7), Opp (3). IBB - Team (7), Burnside 5, Gibson 2, Opp (1).

(SEC games only Sorted by Earned run avg)

Player	era	w-l	app	gs	cg	sho	sv	ip	h	r	er	bb	so	2b	3b	hr	b/avg	wp	hp	bks	sfa	sha
9 Autumn Storms	1.20	4-1	10	6	2	2/2	2	40.2	31	12	7	7	30	5	0	2	.203	1	6	0	0	3
4 Mary Haff	1.65	8-1	14	7	5	0/1	4	59.1	40	15	14	7	57	4	0	6	.186	1	5	0	1	2
72 Jenna Bloom	1.88	4-0	6	4	0	0/1	0	26.0	21	7	7	7	21	8	0	2	.221	2	1	0	1	1
31 Allie Light	2.33	0-0	1	0	0	0/0	0	3.0	4	1	1	1	2	0	1	0	.333	1	0	0	0	0
5 Lauren Howell	7.00	0-0	1	1	0	0/0	0	2.0	1	3	2	2	2	1	0	0	.125	1	1	0	0	0
Totals	1.66	16-2	18	18	7	4/2	6	131.0	97	38	31	24	112	18	1	10	.201	6	13	0	2	6
Opponents	3.48	2-16	18	18	7	1/0	0	124.2	117	77	62	66	132	20	0	24	.240	6	22	0	2	11

PB - Team (1), Green 1, Opp (1). SBA/ATT - Green (1-4), Storms (1-1), Light (0-1), Haff (0-1), Bloom (0-1).

Arkansas Game-by-Game

Arkansas Softball
Team Game-by-Game for Arkansas (as of Apr 22, 2021)
Batting (All games)

Date	Opponent	ab	r	h	rbi	2b	3b	hr	tb	bb	ibb	sb	cs	hbp	sac	sf	gdp	k	po	a	e	lob	avg
Feb 11	vs Oklahoma State	29	11	8	8	2	1	2	18	11	0	0	0	3	0	0	1	9	21	4	3	11	.276
Feb 20	at McNeese	50	6	11	6	1	0	4	24	8	0	0	0	2	1	0	3	4	42	11	2	13	.241
Feb 20	at McNeese	30	4	9	4	0	0	2	15	4	0	0	0	0	0	0	0	2	18	10	2	9	.257
Feb 21	vs Baylor	20	7	5	7	2	0	1	10	4	0	0	1	5	2	0	0	7	21	2	0	6	.256
Feb 21	at McNeese	28	3	7	3	1	0	2	14	4	0	0	0	0	0	0	0	3	21	7	1	8	.255
Feb 22	at UT Arlington	29	10	10	10	1	0	4	23	6	0	0	1	0	0	0	0	5	21	15	1	4	.269
Feb 22	at UT Arlington	26	4	5	4	2	0	2	13	2	0	0	0	2	1	0	0	3	21	2	0	6	.259
Feb 25	NORTH DAKOTA S	25	9	11	9	2	0	2	19	1	0	0	0	1	0	0	0	5	15	8	0	6	.278
Feb 25	NORTH DAKOTA S	27	5	8	5	0	1	1	13	3	0	0	0	1	0	0	0	3	21	3	1	8	.280
Feb 26	TEXAS TECH	18	9	6	9	1	0	5	22	5	0	0	0	0	0	0	0	2	15	4	1	2	.284
Feb 26	SOUTHEAST MISS	24	9	7	9	0	0	3	16	4	0	0	0	1	1	0	0	3	21	8	1	3	.284
Feb 27	SOUTHEAST MISS	25	6	8	6	2	0	2	16	3	0	0	0	1	0	1	0	5	21	12	3	6	.287
Feb 28	TEXAS TECH	27	8	11	7	1	0	3	21	4	0	0	0	1	1	0	1	2	18	2	0	8	.296
Mar 04	DRAKE	26	6	8	6	2	0	1	13	2	0	0	0	1	1	0	0	7	21	9	0	6	.297
Mar 04	DRAKE	26	6	8	6	3	1	1	16	3	0	0	0	1	0	0	0	2	21	6	2	6	.298
Mar 05	KANSAS	24	8	8	8	1	0	1	12	4	0	1	0	1	0	1	0	1	21	4	2	4	.300
Mar 05	NORTHWESTERN	26	13	11	13	1	0	5	27	6	0	0	0	0	0	0	0	2	18	8	1	4	.307
Mar 06	NORTHWESTERN	20	13	8	13	0	0	4	20	5	0	0	0	1	0	0	0	2	15	2	0	1	.310
Mar 09	at Central Arkansas	24	4	3	4	1	0	2	10	2	0	0	0	3	1	0	0	7	21	2	0	5	.302
*Mar 12	at South Carolina	27	4	7	4	0	0	2	13	3	0	0	0	1	1	0	0	3	21	1	0	7	.299
*Mar 13	at South Carolina	41	7	13	7	3	0	2	22	5	0	0	0	1	3	1	0	6	30	11	1	14	.301
*Mar 14	at South Carolina	26	3	4	3	0	0	2	10	5	0	0	0	0	0	0	0	5	21	8	0	7	.294
Mar 16	LIBERTY	35	0	5	0	0	0	0	5	4	0	0	0	1	2	0	0	8	30	7	0	12	.286
*Mar 19	OLE MISS	28	5	10	4	3	0	0	13	0	0	0	0	1	1	0	0	3	21	8	1	7	.289
*Mar 20	OLE MISS	27	3	5	3	1	0	2	12	1	0	0	0	2	0	0	0	8	24	12	2	5	.285
*Mar 21	OLE MISS	30	3	9	2	3	0	1	15	1	1	0	0	2	1	0	1	5	24	6	0	9	.286
Mar 23	at Kansas City	32	9	11	8	2	0	0	13	7	0	0	0	1	0	1	0	5	21	13	0	11	.288
Mar 24	at Kansas	32	7	11	6	1	0	2	18	3	0	0	0	0	0	1	0	4	21	3	1	8	.290
*Mar 26	MISSISSIPPI STAT	19	2	2	2	0	0	1	5	3	0	0	0	1	0	0	0	12	21	1	0	3	.286
*Mar 27	MISSISSIPPI STAT	27	8	8	8	0	0	1	11	6	0	0	0	3	0	0	0	4	21	8	2	10	.286
*Mar 28	MISSISSIPPI STAT	23	4	5	3	1	0	1	9	3	0	2	0	2	0	0	0	9	21	4	0	6	.284
*Apr 01	at Auburn	26	6	5	5	0	0	1	8	3	0	0	0	3	0	0	0	5	21	5	2	5	.282
*Apr 02	at Auburn	28	3	7	3	2	0	1	12	2	0	0	0	0	0	0	0	12	21	14	1	6	.281
*Apr 03	at Auburn	27	2	6	2	1	0	0	7	5	3	0	0	1	1	0	0	8	21	6	0	11	.279
Apr 06	MISSOURI STATE	24	9	11	9	2	0	6	31	2	0	0	0	0	0	0	0	4	15	8	0	4	.283
*Apr 09	ALABAMA	27	3	5	2	1	0	0	6	6	2	0	0	1	0	0	0	12	21	6	1	10	.281
*Apr 10	ALABAMA	26	4	7	4	1	0	3	17	1	1	0	0	0	0	0	0	9	21	9	1	5	.280
*Apr 11	ALABAMA	24	0	3	0	1	0	0	4	6	0	0	0	0	0	0	0	11	21	13	0	9	.277
*Apr 16	at Georgia	30	10	8	10	2	0	3	19	7	0	0	0	0	1	0	0	6	21	7	0	7	.277
*Apr 17	at Georgia	23	5	5	4	0	0	1	8	5	0	0	0	4	1	1	1	6	21	0	0	8	.275
*Apr 18	at Georgia	28	5	8	5	1	0	3	18	4	0	0	0	0	2	0	0	8	21	6	0	8	.276
Apr 21	CENTRAL ARKANS	30	7	9	7	1	0	3	19	5	0	0	0	1	1	1	0	4	24	5	1	8	.276
Totals		1144	250	316	238	49	3	82	617	168	7	3	2	49	22	7	7	231	897	280	33	296	.276

Arkansas Game-by-Game

Arkansas Softball
Team Game-by-Game for Arkansas (as of Apr 22, 2021)
Pitching (All games)

Date	Opponent	ip	h	r	er	bb	so	2b	3b	hr	wp	bk	hbp	dp	ibb	score	w-l	sv	era
Feb 11	vs Oklahoma State	7.0	12	12	8	3	8	2	0	3	1	0	0	0	0	11-12	0-1	0	8.00
Feb 20	at McNeese	14.0	10	4	4	5	13	1	0	0	1	0	2	0	0	6-4	1-1	0	4.00
Feb 20	at McNeese	6.0	7	7	6	6	2	1	0	0	0	0	2	1	0	4-7	1-2	0	4.67
Feb 21	vs Baylor	7.0	3	2	2	0	7	0	0	1	0	0	0	0	0	7-2	2-2	0	4.12
Feb 21	at McNeese	7.0	4	1	1	9	6	0	0	0	0	0	2	0	0	3-1	3-2	0	3.59
Feb 22	at UT Arlington	7.0	7	6	4	5	1	2	0	1	1	0	1	1	0	10-6	4-2	0	3.65
Feb 22	at UT Arlington	7.0	5	3	3	2	7	1	0	2	1	0	0	0	0	4-3	5-2	1	3.56
Feb 25	NORTH DAKOTA S	5.0	2	0	0	0	3	0	0	0	0	0	0	1	0	9-0	6-2	1	3.27
Feb 25	NORTH DAKOTA S	7.0	2	0	0	2	10	0	0	0	0	0	0	0	0	5-0	7-2	1	2.93
Feb 26	TEXAS TECH	5.0	0	0	0	0	6	0	0	0	0	0	0	0	0	9-0	8-2	1	2.72
Feb 26	SOUTHEAST MISS	7.0	5	3	3	1	7	1	0	0	2	0	0	0	0	9-3	9-2	1	2.75
Feb 27	SOUTHEAST MISS	7.0	3	3	2	0	7	0	0	2	0	0	0	0	0	6-3	10-2	1	2.69
Feb 28	TEXAS TECH	6.0	3	0	0	0	4	1	0	0	0	0	0	0	0	8-0	11-2	1	2.51
Mar 04	DRAKE	7.0	6	3	3	3	6	3	0	0	0	0	0	0	0	6-3	12-2	1	2.55
Mar 04	DRAKE	7.0	11	4	3	0	6	0	0	0	0	0	1	0	0	6-4	13-2	1	2.58
Mar 05	KANSAS	7.0	5	3	0	0	8	1	1	0	0	0	2	0	0	8-3	14-2	1	2.42
Mar 05	NORTHWESTERN	6.0	9	5	4	3	2	0	0	1	0	0	0	0	0	13-5	15-2	1	2.53
Mar 06	NORTHWESTERN	5.0	5	2	2	1	6	0	0	0	0	0	0	0	0	13-2	16-2	1	2.54
Mar 09	at Central Arkansas	7.0	8	1	1	1	11	0	0	1	0	0	0	0	0	4-1	17-2	1	2.46
*Mar 12	at South Carolina	7.0	6	1	1	0	10	0	0	0	0	0	0	0	0	4-1	18-2	1	2.38
*Mar 13	at South Carolina	10.0	8	5	4	4	8	1	1	0	3	0	1	0	0	7-5	19-2	1	2.41
*Mar 14	at South Carolina	7.0	4	2	2	3	5	3	0	0	0	0	1	0	0	3-2	20-2	2	2.39
Mar 16	LIBERTY	10.0	6	2	2	0	9	0	0	1	0	0	0	0	0	0-2	20-3	2	2.33
*Mar 19	OLE MISS	7.0	7	1	0	0	4	1	0	0	0	0	1	0	0	5-1	21-3	2	2.24
*Mar 20	OLE MISS	8.0	5	2	2	1	7	0	0	1	0	0	2	0	0	3-2	22-3	2	2.22
*Mar 21	OLE MISS	8.0	6	2	2	1	9	3	0	0	1	0	0	1	0	3-2	23-3	2	2.20
Mar 23	at Kansas City	7.0	4	3	1	1	4	0	1	0	2	0	0	0	0	9-3	24-3	2	2.15
Mar 24	at Kansas	7.0	3	4	3	2	9	0	0	2	0	0	1	1	0	7-4	25-3	3	2.18
*Mar 26	MISSISSIPPI STAT	7.0	4	0	0	1	6	1	0	0	0	0	2	0	0	2-0	26-3	4	2.11
*Mar 27	MISSISSIPPI STAT	7.0	10	7	3	1	5	3	0	1	0	0	2	0	1	8-7	27-3	5	2.14
*Mar 28	MISSISSIPPI STAT	7.0	4	3	3	2	9	0	0	2	0	0	0	1	0	4-3	28-3	5	2.17
*Apr 01	at Auburn	7.0	3	1	1	1	4	0	0	0	0	0	0	2	0	6-1	29-3	5	2.13
*Apr 02	at Auburn	7.0	4	0	0	1	4	1	0	0	0	0	0	0	0	3-0	30-3	5	2.07
*Apr 03	at Auburn	7.0	3	0	0	0	7	1	0	0	0	0	0	1	0	2-0	31-3	6	2.01
Apr 06	MISSOURI STATE	5.0	1	1	1	1	7	0	0	0	0	0	0	0	0	9-1	32-3	6	2.00
*Apr 09	ALABAMA	7.0	8	5	5	1	4	1	0	2	0	0	0	0	0	3-5	32-4	6	2.08
*Apr 10	ALABAMA	7.0	2	0	0	0	10	0	0	0	0	0	1	0	0	4-0	33-4	6	2.02
*Apr 11	ALABAMA	7.0	7	2	1	3	2	0	0	0	1	0	1	0	0	0-2	33-5	6	2.00
*Apr 16	at Georgia	7.0	7	3	3	1	6	1	0	1	0	0	1	1	0	10-3	34-5	7	2.02
*Apr 17	at Georgia	7.0	3	2	2	1	5	1	0	1	0	0	1	0	0	5-2	35-5	7	2.02
*Apr 18	at Georgia	7.0	6	2	2	3	7	1	0	2	1	0	0	1	0	5-2	36-5	8	2.02
Apr 21	CENTRAL ARKANS	8.0	11	6	3	4	9	1	1	0	0	0	1	0	1	7-6	37-5	8	2.04
Totals		299.0	229	113	87	73	270	32	4	24	14	0	25	11	2	250-113	37-5	8	2.04

Home Run Tracker

#	Date	Player	Opponent	Site	# of Runs	Inning	Lineup Spot	Game Result
1	2-11-2021	Braxton Burnside	Oklahoma State	Monroe, La.	1	1	2	L, 12-11
2	2-11-2021	Braxton Burnside	Oklahoma State	Monroe, La.	3	6	2	L, 12-11
3	2-20-2021	Keely Huffine	McNeese	Lake Charles, La.	2	2	9	W, 6-4 (14)
4	2-20-2021	Kayla Green!	McNeese	Lake Charles, La.	1	4	5	W, 6-4 (14)
5	2-20-2021	Linnie Malkin!	McNeese	Lake Charles, La.	1	4	6	W, 6-4 (14)
6	2-20-2021	Linnie Malkin#	McNeese	Lake Charles, La.	2	14	6	W, 6-4 (14)
7	2-20-2021	Keely Huffine	McNeese	Lake Charles, La.	1	3	9	L, 7-4
8	2-20-2021	Hannah Gammill	McNeese	Lake Charles, La.	1	7	8	L, 7-4
9	2-21-2021	Danielle Gibson	Baylor	Lake Charles, La.	1	6	3	W, 7-2
10	2-21-2021	Hannah Gammill	McNeese	Lake Charles, La.	1	2	8	W, 3-1
11	2-21-2021	Linnie Malkin	McNeese	Lake Charles, La.	2	6	6	W, 3-1
12	2-22-2021	Hannah Gammill	UTA	Arlington, Texas	3	1	6	W, 10-6
13	2-22-2021	Linnie Malkin	UTA	Arlington, Texas	3	2	4	W, 10-6
14	2-22-2021	Keely Huffine	UTA	Arlington, Texas	1	4	9	W, 10-6
15	2-22-2021	Audrie LaValley	UTA	Arlington, Texas	1	6	8	W, 10-6
16	2-22-2021	Audrie LaValley	UTA	Arlington, Texas	1	6	6	W, 4-3
17	2-22-2021	Hannah McEwen	UTA	Arlington, Texas	1	7	1	W, 4-3
18	2-25-2021	Linnie Malkin!	North Dakota State	Fayetteville, Ark.	3	1	4	W, 9-0 (5)
19	2-25-2021	Hannah Gammill!	North Dakota State	Fayetteville, Ark.	1	1	5	W, 9-0 (5)
20	2-25-2021	Braxton Burnside	North Dakota State	Fayetteville, Ark.	2	3	2	W, 8-0
21	2-26-2021	Hannah McEwen	Texas Tech	Fayetteville, Ark.	1	1	1	W, 9-0 (5)
22	2-26-2021	Linnie Malkin	Texas Tech	Fayetteville, Ark.	2	1	4	W, 9-0 (5)
23	2-26-2021	Kayla Green	Texas Tech	Fayetteville, Ark.	2	1	7	W, 9-0 (5)
24	2-26-2021	Keely Huffine	Texas Tech	Fayetteville, Ark.	2	1	9	W, 9-0 (5)
25	2-26-2021	Hannah Gammill	Texas Tech	Fayetteville, Ark.	2	2	5	W, 9-0 (5)
26	2-26-2021	Audrie LaValley	Southeast Missouri	Fayetteville, Ark.	3	1	6	W, 9-3
27	2-26-2021	Braxton Burnside	Southeast Missouri	Fayetteville, Ark.	1	2	2	W, 9-3
28	2-26-2021	Braxton Burnside	Southeast Missouri	Fayetteville, Ark.	4	4	2	W, 9-3
29	2-27-2021	Danielle Gibson	Southeast Missouri	Fayetteville, Ark.	1	1	3	W, 6-3
30	2-27-2021	Braxton Burnside	Southeast Missouri	Fayetteville, Ark.	2	6	2	W, 6-3
31	2-28-2021	Braxton Burnside	Texas Tech	Fayetteville, Ark.	1	3	2	W, 8-0 (5)
32	2-28-2021	Danielle Gibson	Texas Tech	Fayetteville, Ark.	3	5	3	W, 8-0 (5)
33	2-28-2021	Braxton Burnside	Texas Tech	Fayetteville, Ark.	1	6	2	W, 8-0 (5)
34	3-4-2021	Kayla Green	Drake	Fayetteville, Ark.	4	6	7	W, 6-3
35	3-4-2021	Danielle Gibson\$	Drake	Fayetteville, Ark.	4	7	3	W, 6-4
36	3-5-2021	Braxton Burnside	Kansas	Fayetteville, Ark.	2	5	2	W, 8-3
37	3-5-2021	Braxton Burnside!	Northwestern State	Fayetteville, Ark.	2	1	2	W, 13-5 (6)
38	3-5-2021	Danielle Gibson!	Northwestern State	Fayetteville, Ark.	1	1	3	W, 13-5 (6)
39	3-5-2021	Ryan Jackson	Northwestern State	Fayetteville, Ark.	3	1	7	W, 13-5 (6)
40	3-5-2021	Danielle Gibson	Northwestern State	Fayetteville, Ark.	2	6	3	W, 13-5 (6)
41	3-5-2021	Kayla Green	Northwestern State	Fayetteville, Ark.	2	6	5	W, 13-5 (6)
42	3-6-2021	Danielle Gibson	Northwestern State	Fayetteville, Ark.	1	1	3	W, 13-2 (5)
43	3-6-2021	Braxton Burnside	Northwestern State	Fayetteville, Ark.	3	2	2	W, 13-2 (5)
44	3-6-2021	Danielle Gibson	Northwestern State	Fayetteville, Ark.	4	4	3	W, 13-2 (5)
45	3-6-2021	Lauren Graves	Northwestern State	Fayetteville, Ark.	2	4	6	W, 13-2 (5)
46	3-9-2021	Danielle Gibson	Central Arkansas	Conway, Ark.	2	1	3	W, 4-1
47	3-9-2021	Linnie Malkin	Central Arkansas	Conway, Ark.	1	6	5	W, 4-1
48	3-12-2021	Braxton Burnside	South Carolina	Columbia, S.C.	2	5	2	W, 4-1
49	3-12-2021	Linnie Malkin	South Carolina	Columbia, S.C.	1	6	5	W, 4-1
50	3-13-2021	Braxton Burnside	South Carolina	Columbia, S.C.	1	3	2	W, 7-5 (10)
51	3-13-2021	Braxton Burnside	South Carolina	Columbia, S.C.	2	10	2	W, 7-5 (10)
52	3-14-2021	Braxton Burnside	South Carolina	Columbia, S.C.	2	1	2	W, 3-2
53	3-14-2021	Linnie Malkin	South Carolina	Columbia, S.C.	1	4	5	W, 3-2
54	3-20-2021	Hannah McEwen	Ole Miss	Fayetteville, Ark.	1	6	1	W, 3-2 (8)
55	3-20-2021	Danielle Gibson\$	Ole Miss	Fayetteville, Ark.	1	8	3	W, 3-2 (8)
56	3-21-2021	Keely Huffine\$	Ole Miss	Fayetteville, Ark.	1	8	7	W, 3-2 (8)
57	3-23-2021	Braxton Burnside	Kansas	Lawrence, Kan.	2	2	3	W, 7-4
58	3-23-2021	Linnie Malkin	Kansas	Lawrence, Kan.	1	7	5	W, 7-4
59	3-26-2021	Linnie Malkin	Mississippi State	Fayetteville, Ark.	2	4	5	W, 2-0
60	3-27-2021	Linnie Malkin	Mississippi State	Fayetteville, Ark.	1	4	5	W, 8-7
61	3-28-2021	Braxton Burnside	Mississippi State	Fayetteville, Ark.	2	5	3	W, 4-3
62	4-1-2021	Braxton Burnside	Auburn	Auburn, Ala.	3	5	2	W, 6-1
63	4-2-2021	Braxton Burnside	Auburn	Auburn, Ala.	1	5	2	W, 3-0
64	4-6-2021	Hannah Gammill	Missouri State	Fayetteville, Ark.	1	2	6	W, 9-1 (5)
65	4-6-2021	Kayla Green	Missouri State	Fayetteville, Ark.	1	4	8	W, 9-1 (5)
66	4-6-2021	Braxton Burnside	Missouri State	Fayetteville, Ark.	1	4	2	W, 9-1 (5)
67	4-6-2021	Danielle Gibson!	Missouri State	Fayetteville, Ark.	1	5	4	W, 9-1 (5)
68	4-6-2021	Linnie Malkin!	Missouri State	Fayetteville, Ark.	1	5	5	W, 9-1 (5)
69	4-6-2021	Kayla Green\$	Missouri State	Fayetteville, Ark.	2	5	8	W, 9-1 (5)
70	4-10-2021	Braxton Burnside	Alabama	Fayetteville, Ark.	1	3	2	W, 4-0
71	4-10-2021	Kayla Green	Alabama	Fayetteville, Ark.	1	4	6	W, 4-0
72	4-10-2021	Kayla Green	Alabama	Fayetteville, Ark.	2	6	6	W, 4-0
73	4-16-2021	Hannah Gammill	Georgia	Athens, Ga.	1	3	1	W, 10-3
74	4-16-2021	Kayla Green	Georgia	Athens, Ga.	1	4	6	W, 10-3
75	4-16-2021	Danielle Gibson	Georgia	Athens, Ga.	2	5	4	W, 10-3
76	4-17-2021	Danielle Gibson	Georgia	Athens, Ga.	1	3	4	W, 5-2
77	4-18-2021	Braxton Burnside	Georgia	Athens, Ga.	1	1	2	W, 5-2
78	4-18-2021	Kayla Green	Georgia	Athens, Ga.	3	1	6	W, 5-2
79	4-18-2021	Hannah McEwen	Georgia	Athens, Ga.	1	3	3	W, 5-2
80	4-21-2021	Linnie Malkin	Central Arkansas	Fayetteville, Ark.	3	1	5	W, 7-6 (8)
81	4-21-2021	Linnie Malkin	Central Arkansas	Fayetteville, Ark.	1	5	5	W, 7-6 (8)
82	4-21-2021	Braxton Burnside\$	Central Arkansas	Fayetteville, Ark.	1	8	2	W, 7-6 (8)

! - back-to-back | * - pinch hitter | # go ahead | \$ walk off

Game by Game Starters | by Position

Date	Opponent	SP	C	1B	2B	3B	SS	LF	CF	RF	DP
F11	Oklahoma State	Haff	Green	Gibson	LaValley	Ventura	Burnside	McEwen	Cesena	Jackson	Malkin
F20	McNeese	Storms	Green	Gibson	Duncan	Gammill	Burnside	McEwen	Huffine	Jackson	Malkin
F20	McNeese	Howell	Green	Gibson	Duncan	Gammill	Burnside	McEwen	Huffine	Jackson	Malkin
F21	Baylor	Haff	Green	Gibson	LaValley	Gammill	Burnside	McEwen	Huffine	Jackson	Malkin
F21	McNeese	Storms	Green	Gibson	LaValley	Gammill	Burnside	McEwen	Huffine	Jackson	Malkin
F22	UTA	Howell	Green	Gibson	LaValley	Gammill	Burnside	McEwen	Huffine	Jackson	Malkin
F22	UTA	Bloom	Green	Gibson	LaValley	Gammill	Burnside	McEwen	Huffine	Jackson	Malkin
F25	North Dakota State	Storms	Green	Gibson	LaValley	Gammill	Burnside	McEwen	Huffine	Cesena	Malkin
F25	North Dakota State	Haff	Green	Gibson	LaValley	Gammill	Burnside	McEwen	Huffine	Cesena	Malkin
F26	Texas Tech	Haff	Green	Gibson	LaValley	Gammill	Burnside	McEwen	Huffine	Cesena	Malkin
F26	Southeast Missouri	Bloom	Green	Gibson	LaValley	Gammill	Burnside	McEwen	Huffine	Cesena	Malkin
F27	Southeast Missouri	Storms	Green	Gibson	LaValley	Gammill	Burnside	McEwen	Huffine	Torres	Malkin
F28	Texas Tech	Haff	Green	Gibson	LaValley	Gammill	Burnside	McEwen	Huffine	Torres	Malkin
M4	Drake	Haff	Green	Gibson	LaValley	Gammill	Burnside	Jackson	Huffine	Malkin	Hedgecock
M4	Drake	Howell	Green	Gibson	LaValley	Gammill	Burnside	Jackson	Huffine	Malkin	Manzo
M5	Kansas	Storms	Green	Gibson	LaValley	Gammill	Burnside	Jackson	Huffine	Malkin	Manzo
M5	Northwestern State	Bloom	Green	Gibson	LaValley	Gammill	Burnside	Jackson	Huffine	Malkin	Manzo
M6	Northwestern State	Haff	Green	Gibson	LaValley	Gammill	Burnside	Jackson	Huffine	Malkin	Manzo
M9	Central Arkansas	Haff	Green	Gibson	LaValley	Gammill	Burnside	Jackson	Huffine	Malkin	Manzo
M12	South Carolina	Haff	Green	Gibson	Huffine	Duncan	Burnside	Jackson	Torres	Malkin	Manzo
M13	South Carolina	Howell	Green	Gibson	Huffine	Duncan	Burnside	Jackson	Torres	Malkin	Manzo
M14	South Carolina	Bloom	Green	Gibson	Huffine	Duncan	Burnside	Jackson	Torres	Malkin	Manzo
M17	Liberty	Haff	Green	Gibson	Huffine	Duncan	Burnside	Jackson	Torres	Manzo	Malkin
M19	Ole Miss	Haff	Green	Gibson	LaValley	Ventura	Huffine	McEwen	Torres	Manzo	Malkin
M20	Ole Miss	Storms	Green	Gibson	Huffine	Ventura	Burnside	McEwen	Torres	Manzo	Malkin
M21	Ole Miss	Bloom	Green	Gibson	Huffine	Ventura	Burnside	McEwen	Torres	Manzo	Malkin
M23	Kansas City	Storms	Green	Gibson	Huffine	Ventura	Burnside	McEwen	Torres	Manzo	Malkin
M24	Kansas	Haff	Green	Malkin	Huffine	Ventura	Burnside	McEwen	Torres	Manzo	Graves
M26	Mississippi State	Haff	Green	Malkin	Huffine	Ventura	Burnside	McEwen	Torres	Manzo	Graves
M30	Mississippi State	Storms	Green	Malkin	Huffine	Ventura	Burnside	McEwen	Torres	Manzo	Graves
M31	Mississippi State	Haff	Green	Malkin	Huffine	Duncan	Burnside	McEwen	Torres	Manzo	Jackson
A1	Auburn	Haff	Green	Gibson	Huffine	Duncan	Burnside	McEwen	Torres	Manzo	Malkin
A2	Auburn	Storms	Green	Gibson	Huffine	Duncan	Burnside	McEwen	Torres	Manzo	Malkin
A3	Auburn	Bloom	Green	Gibson	Huffine	Duncan	Burnside	McEwen	Torres	Manzo	Malkin
A6	Missouri State	Storms	Green	Gibson	Huffine	Gammill	Burnside	McEwen	Torres	Manzo	Malkin
A9	Alabama	Haff	Green	Gibson	Huffine	Gammill	Burnside	McEwen	Torres	Manzo	Malkin
A10	Alabama	Storms	Green	Gibson	Huffine	Gammill	Burnside	McEwen	Torres	Manzo	Malkin
A11	Alabama	Storms	Green	Gibson	Huffine	Gammill	Burnside	McEwen	Torres	Manzo	Malkin
A16	Georgia	Storms	Green	Gibson	Huffine	Gammill	Burnside	McEwen	Torres	Manzo	Malkin
A17	Georgia	Haff	Green	Gibson	Huffine	Gammill	Burnside	McEwen	Torres	Manzo	Malkin
A18	Georgia	Bloom	Green	Gibson	Huffine	Gammill	Burnside	McEwen	Torres	Manzo	Malkin
A21	Central Arkansas	Bloom	Green	Gibson	Huffine	Gammill	Burnside	McEwen	Torres	Manzo	Malkin

Date	Opponent	1	2	3	4	5	6	7	8	9	FX
F11	Oklahoma State	McEwen	Burnside	Gibson	Jackson	Green	Malkin	LaValley	Cesena	Ventura	Haff
F20	McNeese	McEwen	Burnside	Gibson	Jackson	Green	Malkin	Duncan	Gammill	Huffine	Storms
F20	McNeese	McEwen	Burnside	Gibson	Jackson	Green	Malkin	Duncan	Gammill	Huffine	Howell
F21	Baylor	McEwen	Burnside	Gibson	Jackson	Green	Malkin	LaValley	Gammill	Huffine	Haff
F21	McNeese	McEwen	Burnside	Gibson	Jackson	Green	Malkin	LaValley	Gammill	Huffine	Storms
F22	UTA	McEwen	Burnside	Gibson	Malkin	Jackson	Gammill	Green	LaValley	Huffine	Howell
F22	UTA	McEwen	Burnside	Gibson	Malkin	Gammill	LaValley	Jackson	Green	Huffine	Bloom
F25	North Dakota State	McEwen	Burnside	Gibson	Malkin	Gammill	LaValley	Green	Cesena	Huffine	Storms
F25	North Dakota State	McEwen	Burnside	Gibson	Malkin	Gammill	LaValley	Green	Cesena	Huffine	Haff
F26	Texas Tech	McEwen	Burnside	Gibson	Malkin	Gammill	LaValley	Green	Cesena	Huffine	Haff
F26	Southeast Missouri	McEwen	Burnside	Gibson	Malkin	Gammill	LaValley	Green	Cesena	Huffine	Bloom
F27	Southeast Missouri	McEwen	Burnside	Gibson	Malkin	Gammill	LaValley	Green	Torres	Huffine	Storms
F28	Texas Tech	McEwen	Burnside	Gibson	Malkin	Gammill	LaValley	Green	Torres	Huffine	Haff
M4	Drake	LaValley	Burnside	Gibson	Malkin	Gammill	Jackson	Green	Hedgecock	Huffine	Haff
M4	Drake	LaValley	Burnside	Gibson	Malkin	Gammill	Jackson	Green	Manzo	Huffine	Howell
M5	Kansas	Gammill	Burnside	Gibson	Malkin	Green	LaValley	Jackson	Manzo	Huffine	Storms
M5	Northwestern State	Gammill	Burnside	Gibson	Malkin	Green	LaValley	Jackson	Manzo	Huffine	Bloom
M6	Northwestern State	Gammill	Burnside	Gibson	Malkin	Green	LaValley	Jackson	Manzo	Huffine	Haff
M9	Central Arkansas	Gammill	Burnside	Gibson	Green	Malkin	Jackson	Manzo	LaValley	Huffine	Haff
M12	South Carolina	Torres	Burnside	Gibson	Green	Malkin	Jackson	Manzo	Duncan	Huffine	Haff
M13	South Carolina	Torres	Burnside	Gibson	Green	Malkin	Jackson	Manzo	Duncan	Huffine	Howell
M14	South Carolina	Torres	Burnside	Gibson	Green	Malkin	Manzo	Jackson	Duncan	Huffine	Bloom
M17	Liberty	Torres	Burnside	Gibson	Green	Malkin	Manzo	Jackson	Duncan	Huffine	Haff
M19	Ole Miss	Torres	McEwen	Gibson	Green	Malkin	Manzo	Ventura	LaValley	Huffine	Haff
M20	Ole Miss	McEwen	Burnside	Gibson	Green	Malkin	Manzo	Huffine	Ventura	Torres	Storms
M21	Ole Miss	McEwen	Burnside	Gibson	Green	Malkin	Manzo	Huffine	Ventura	Torres	Bloom
M23	Kansas City	McEwen	Burnside	Gibson	Green	Malkin	Manzo	Huffine	Ventura	Torres	Storms
M24	Kansas	Torres	McEwen	Burnside	Green	Malkin	Manzo	Graves	Huffine	Ventura	Haff
M26	Mississippi State	Torres	McEwen	Burnside	Green	Malkin	Manzo	Graves	Huffine	Ventura	Haff
M27	Mississippi State	Torres	McEwen	Burnside	Green	Malkin	Manzo	Graves	Huffine	Ventura	Storms
M28	Mississippi State	Torres	McEwen	Burnside	Green	Malkin	Manzo	Jackson	Huffine	Duncan	Haff
A1	Auburn	McEwen	Burnside	Gibson	Malkin	Green	Manzo	Huffine	Duncan	Torres	Haff
A2	Auburn	McEwen	Burnside	Gibson	Malkin	Green	Manzo	Huffine	Duncan	Torres	Storms
A3	Auburn	McEwen	Burnside	Gibson	Malkin	Green	Manzo	Huffine	Duncan	Torres	Bloom
A6	Missouri State	Torres	Burnside	McEwen	Gibson	Malkin	Gammill	Manzo	Green	Huffine	Storms
A9	Alabama	Torres	Burnside	McEwen	Gibson	Malkin	Gammill	Manzo	Green	Huffine	Haff
A10	Alabama	Gammill	Burnside	McEwen	Gibson	Malkin	Green	Manzo	Huffine	Torres	Storms
A11	Alabama	Gammill	Burnside	McEwen	Gibson	Malkin	Green	Manzo	Huffine	Torres	Storms
A16	Georgia	Gammill	Burnside	McEwen	Gibson	Malkin	Green	Manzo	Huffine	Torres	Storms
A17	Georgia	Gammill	Burnside	McEwen	Gibson	Malkin	Green	Manzo	Huffine	Torres	Haff
A18	Georgia	Gammill	Burnside	McEwen	Gibson	Malkin	Green	Manzo	Huffine	Torres	Bloom
A21	Central Arkansas	Gammill	Burnside	McEwen	Gibson	Malkin	Green	Manzo	Huffine	Torres	Bloom



KAITLYN HOWARD

UTL • L/L • 5-7 • Freshman
East End, Ark. • Sheridan HS

00

SEASON HIGHS

Category	No.	Opponent (Last)	Date
Hits	-	-	-
Doubles	-	-	-
Triples	-	-	-
Home Runs	-	-	-
Total Bases	-	-	-
RBI's	-	-	-
Runs	-	-	-
Walks	-	-	-
ABs	-	-	-

CAREER HIGHS

Category	No.	Opponent (Last)	Date
Hits	-	-	-
Doubles	-	-	-
Triples	-	-	-
Home Runs	-	-	-
Total Bases	-	-	-
RBI's	-	-	-
Runs	-	-	-
Walks	-	-	-
ABs	-	-	-

SEASON HIGHS

Category	No.	Opponent (Last)	Date
Innings	1.0	Northwestern St.	3/6/21
Longest Start	-	-	-
Shortest Start	-	-	-
Longest Relief	1.0	Northwestern St.	3/6/21
Hits	4	Northwestern St.	3/6/21
Runs	2	Northwestern St.	3/6/21
Earned Runs	2	Northwestern St.	3/6/21
Walks	1	Northwestern St.	3/6/21
Strikeouts	-	-	-
Pitches	29	Northwestern St.	3/6/21

CAREER HIGHS

Category	No.	Opponent (Last)	Date
Innings	1.0	Northwestern St.	3/6/21
Longest Start	-	-	-
Shortest Start	-	-	-
Longest Relief	1.0	Northwestern St.	3/6/21
Hits	4	Northwestern St.	3/6/21
Runs	2	Northwestern St.	3/6/21
Earned Runs	2	Northwestern St.	3/6/21
Walks	1	Northwestern St.	3/6/21
Strikeouts	-	-	-
Pitches	29	Northwestern St.	3/6/21

BIO

Prior to Arkansas

Earned a letter in three seasons at Sheridan High School for head coach Tamara Strawn ... Led the Yellowjackets to three consecutive state championships ... Two-time Arkansas All-State Selection in 2018 and 2019 ... Garnered 2018 State Tournament MVP honors ... Heading into her senior year in 2020, Sheridan was named the best high school program in the state by MaxPreps ... Was not able to compete as a senior due to COVID-19 pandemic ... As a junior in 2019 hit .441 (30-for-68) with 22 runs scored, 25 RBIs, eight doubles, three triples and six homers ... Slashed .441/.472/.911 in 2019, leading Sheridan to a 27-4 record and a Class 5A state championship ... Inside the circle threw 65.1 innings with a 0.86 ERA ... In sophomore season hit .596 (31-for-52) with 23 runs scored, 16 RBIs, six doubles and one triple ... Slashed .596/.644/.750 ... Threw 57.1 innings with a 0.61 ERA ... Part of a 30-3 Yellowjackets squad that earned its second consecutive state title ... As a freshman won a state title on a Sheridan team that finished 31-4-1 ... Also lettered in basketball and volleyball for Sheridan.

Personal

Daughter of Clarence and Kristi Howard ... Plans to major in exercise science and wants to attend physical therapy school after her playing career is over ... Throws and bats left-handed, but writes right-handed.

GAME-BY-GAME

Date	Opponent	Pos	AB	R	H	RBI	2B	3B	HR	BB	SB	CS	HBP	SAC	SF	GDP	K	PO	A	E	Avg	
Feb 26	TEXAS TECH	pr	0	0	0	0	0	0	0	0	0	0	0	0	0	0	0	0	0	0	0	.000
Feb 28	TEXAS TECH	pr	0	0	0	0	0	0	0	0	0	0	0	0	0	0	0	0	0	0	0	.000
Mar 06	NORTHWESTERN	p	0	0	0	0	0	0	0	0	0	0	0	0	0	0	0	0	1	0	0	.000
Mar 16	LIBERTY	pr	0	0	0	0	0	0	0	0	0	0	0	0	0	0	0	0	0	0	0	.000
Totals		ogs	0	0	0	0	0	0	0	0	0	0	0	0	0	0	0	0	1	0	0	.000

On base pct. .000 • Slugging pct. .000

#0 Kaitlyn Howard - 1 appearance (All games)

Date	Opponent	GS	IP	H	R	ER	BB	SO	2B	3B	HR	WP	BK	HBP	IBB	Score	W-L	Sv	ERA	NP
Mar 06	NORTHWESTERN		1.0	4	2	2	1	0	0	0	0	0	0	0	0	13-2	0-0	0	14.00	29
Totals		0	1.0	4	2	2	1	0	0	0	0	0	0	0	0	13-2	0-0	0	14.00	29

Kaitlyn Howard Career Stats

Year	era	w-l	app	gs	cq	sho	sv	ip	h	r	er	bb	so	2b	3b	hr	bf	bavq	wp	hbp	bk	sfa	sha
2021	14.00	0-0	1	0	0	0/0	0	1.0	4	2	2	1	0	0	0	0	8	.571	0	0	0	0	0
TOTAL	14.00	0-0	1	0	0	0/0	0	1.0	4	2	2	1	0	0	0	0	8	.571	0	0	0	0	0



RYAN JACKSON

OF • R/R • 5-6 • Redshirt Senior

Chino Hills, Calif. • Bethune-Cookman (Ruben S. Ayala HS)

1

SEASON HIGHS

Category	No.	Opponent (Last)	Date
Hits	2	2x (Northwestern St)	3/5/21
Doubles	1	McNeese	2/20/21
Triples	1	Oklahoma State	2/11/21
Home Runs	1	Northwestern St.	3/5/21
Total Bases	5	Northwestern St.	3/5/21
RBI's	3	Northwestern St.	3/5/21
Runs	2	2x (Northwestern St.)	3/5/21
Walks	1	2x (South Carolina)	3/12/21
ABs	7	McNeese	2/20/21

CAREER HIGHS

Category	No.	Opponent (Last)	Date
Hits	4*	Fairfield	3/18/17
Doubles	3*	Quinnipiac	2/17/18
Triples	1	6x (Oklahoma State)	2/11/21
Home Runs	2*	3x (Northern Kentucky)	3/10/18
Total Bases	8*	3x (Northern Kentucky)	3/10/18
RBI	6*	South Carolina State	4/14/18
Runs	4*	Mount St. Mary's	3/9/17
Walks	3*	Long Beach State	2/23/18
ABs	7	McNeese	2/20/21

*At Bethune-Cookman

BIO CONTINUED

Kansas (March 10).

As a Junior (2019)

Recorded one multi-hit game (2-for-3) against Lipcomb (Feb. 9)... Collected first triple of Arkansas career against SIUE (Feb. 23)... Drove in three runs with a pinch hit double in a 7-1 win over Auburn (May 4).

At Bethune-Cookman (2017-18)

Two-time MEAC Player of the Year... Named the MEAC Player and Rookie of the Year her freshman season at Bethune-Cookman... Finalist for the 2017 Schutt Sports/NFCA National Freshman of the Year award... Six-time MEAC player of the week ... Named to the NFCA All-Region First team as a sophomore ... In two seasons hit .378 with 123 hits, 31 home runs with a .754 slugging percentage and 99 RBIs at Bethune-Cookman... As a freshman in 2017, led the league in batting average (.412), on base percentage (.483), RBI (47), home runs (14) and slugging percentage (.771) ... As a sophomore, led the league in on-base percentage (.467), RBI (50), runs scored (54), total bases (127) and home runs (17) ... Holds the school record at BCU for most homers in a season (17)... Part of 2018 MEAC Championship team and NCAA Tournament Gainesville Regional squad.

BIO

Career Awards

MEAC Player of the Year (2017, 2018, *at Bethune-Cookman), MEAC Rookie of the Year (2017, *at Bethune-Cookman), MEAC Player of the Week (Six-time recipient, *at Bethune-Cookman), NFCA Freshman of the Year Finalist (2017, *at Bethune-Cookman)

As a Redshirt Senior (2021)

Made a diving catch in left field that was No. 8 on SportsCenter's Top Plays (Mar 14)... Robbed a homer vs. Liberty (Mar. 16)

As a Senior (2020)

Tied for second on the team in home runs (5) and third in RBI (15) ... Led the team in hit by pitches and ranked 10th in the country with 0.44 per game... Slugged .600, the second highest on the team... Recorded an Arkansas career-high three hits at FGCU (Feb. 16)... Set an Arkansas career-high of five RBI and hit first home run in a Razorback jersey against Nebraska (Feb. 9)... Went 2-for-3 with a homer and three RBI in a win over Kent State (Feb. 28)... Drew a walk-off hit by pitch on the 17th pitch of the plate appearance in a 3-2 win over

GAME-BY-GAME

Date	Opponent	Pos	AB	R	H	RBI	2B	3B	HR	BB	SB	CS	HBP	SAC	SF	GDP	K	PO	A	E	Avg
Feb 11	vs Oklahoma State	*of	3	2	1	0	0	1	0	0	0	0	2	0	0	0	1	1	0	0	.333
Feb 20	at McNeese	*of	7	0	2	0	1	0	0	0	0	0	0	0	0	0	1	0	0	0	.300
Feb 20	at McNeese	*of	4	0	1	0	0	0	0	0	0	0	0	0	0	0	0	0	0	0	.286
Feb 21	vs Baylor	*of	2	1	0	0	0	0	0	0	0	0	2	0	0	0	2	1	0	0	.250
Feb 21	at McNeese	*of	3	0	0	0	0	0	0	1	0	0	0	0	0	0	0	1	0	0	.211
Feb 22	at UT Arlington-1	*of	3	0	0	0	0	0	0	0	0	0	0	0	0	0	3	0	0	0	.182
Feb 22	at UT Arlington-2	*of	3	0	0	0	0	0	0	0	0	0	0	0	0	0	1	2	0	0	.160
Mar 04	DRAKE-1	*of	1	1	0	0	0	0	0	0	0	0	1	1	0	0	1	1	1	0	.154
Mar 04	DRAKE-2	*of	3	1	1	0	0	1	0	0	0	0	0	0	0	0	1	2	0	0	.172
Mar 05	KANSAS	*of	2	0	1	1	0	0	0	0	0	0	0	0	0	1	0	0	0	0	.194
Mar 05	NORTHWESTERN	*of	3	2	2	3	0	0	1	0	0	0	0	0	0	0	0	1	0	0	.235
Mar 06	NORTHWESTERN	*of	1	1	0	0	0	0	0	0	0	0	1	0	0	0	0	1	0	0	.229
Mar 09	at Central Arkansas	*of	3	0	0	0	0	0	0	0	0	0	0	0	0	0	2	2	0	0	.211
Mar 12	at South Carolina	*of	2	1	0	0	0	0	0	1	0	0	0	0	0	0	0	2	0	0	.200
Mar 13	at South Carolina	*of	6	0	0	0	0	0	0	0	0	0	0	0	0	0	1	4	0	0	.174
Mar 14	at South Carolina	*of	3	0	1	0	0	0	0	0	0	0	0	0	0	0	0	3	0	0	.184
Mar 16	LIBERTY	*of	4	0	0	0	0	0	0	0	0	0	0	0	0	0	0	4	0	0	.170
Mar 19	OLE MISS	ph	1	0	0	0	0	0	0	0	0	0	0	0	0	0	0	0	0	0	.167
Mar 20	OLE MISS	of	0	0	0	0	0	0	0	0	0	0	0	0	0	0	0	0	0	0	.167
Mar 21	OLE MISS	ph	0	0	0	0	0	0	0	0	0	0	1	0	0	0	0	0	0	0	.167
Mar 24	at Kansas	ph/of	0	0	0	0	0	0	0	0	0	0	0	0	0	0	0	0	0	0	.167
Mar 28	MISSISSIPPI STA	*dh/of	2	0	0	0	0	0	0	0	0	0	1	0	0	0	2	0	0	0	.161
Apr 02	at Auburn	ph	1	0	0	0	0	0	0	0	0	0	0	0	0	0	1	0	0	0	.158
Totals			18gs	57	9	9	4	1	2	1	2	0	8	1	1	1	16	25	1	0	.158

On base pct. .279 • Slugging pct. .298

Ryan Jackson Career Stats - Arkansas Only

Year	avg	gp-gs	ab	r	h	2b	3b	hr	rbi	tb	slg%	bb	hbp	so	gdp	ob%	sf	sh	sb-att	po	a	e	fld%
2019	.212	28-7	33	5	7	1	1	0	4	10	.303	1	4	11	0	.316	0	0	0-0	4	0	0	1.000
2020	.323	25-25	65	20	21	3	0	5	15	39	.600	8	11	9	0	.476	0	0	0-0	1	0	0	1.000
2021	.158	23-18	57	9	9	1	2	1	4	17	.298	2	8	16	1	.279	1	1	0-0	25	1	0	1.000
TOTAL	.239	76-50	155	34	37	5	3	6	23	66	.426	11	23	36	1	.374	1	1	0-0	30	1	0	1.000



VALERIE VENTURA

INF • R/R • 5-6 • Redshirt Sophomore
Oxnard, Calif. • Rio Mesa HS

2

SEASON HIGHS

Category	No.	Opponent (Last)	Date
Hits	1	3x (Ole Miss)	3/19/21
Doubles	-	-	-
Triples	-	-	-
Home Runs	-	-	-
Total Bases	1	3x (Ole Miss)	3/19/21
RBI's	1	2x (Ole Miss)	3/19/21
Runs	1	Oklahoma State	2/11/21
Walks	-	-	-
ABs	3	4x (Kansas City)	3/23/21

CAREER HIGHS

Category	No.	Opponent (Last)	Date
Hits	2	2x (Villanova)	2/29/20
Doubles	1	Villanova	2/29/20
Triples	-	-	-
Home Runs	-	-	-
Total Bases	3	Villanova	2/29/20
RBI's	1	8x (Ole Miss)	3/19/21
Runs	2	Villanova	2/29/20
Walks	1	2x (Marist)	2/23/20
ABs	3	8x (Kansas City)	3/23/21

BIO CONTINUED

the 2015 and 2017 First Team All-Ventura County and the First team Pacific View League... 2017 All-Tournament Team for the TNT National Tournament... Hit a three run walk-off home run in the championship game against the Cal A's Quales for her club team... Also lettered four years for the Rio Mesa High School girls basketball team.

Personal

Daughter of Andy and Nancy Ventura... Has two siblings, Andrew and Krystin.

BIO

As a Redshirt Freshman (2020)

Appeared in 24 games, making 18 starts at third base... Made first collegiate appearance as a pinch runner and scored against UTEP (Feb. 7)... Collected first collegiate hit in first start at FGCU (Feb. 16)... Registered first two hit game against Villanova (Feb. 28)... Hit first double against Villanova (Feb. 29)... Notched first RBI against South Dakota State (Feb. 21).

As a Freshman (2019)

Was granted a medical redshirt for her first season at Arkansas.

Prior to Arkansas

Held a career batting average of .468 for Rio Mesa High school... Recorded 102 hits, 72 RBI's, 103 runs, 17 homers while slugging .839... Batted .494 during her senior year of high school with 38 hits on 34 runs with 9 homers while slugging 1.012... Led the team to a 23-0-1 record before suffering an injury during her final season at Rio Mesa... Was named to

GAME-BY-GAME

Date	Opponent	Pos	AB	R	H	RBI	2B	3B	HR	BB	SB	CS	HBP	SAC	SF	GDP	K	PO	A	E	Avg
Feb 11	vs Oklahoma State	*3b	3	1	1	1	0	0	0	0	0	0	0	0	0	0	0	1	1	0	.333
Feb 20	at McNeese	pr	0	0	0	0	0	0	0	0	0	0	0	0	0	0	0	0	0	0	.333
Feb 25	NORTH DAKOTA	pr	0	0	0	0	0	0	0	0	0	0	0	0	0	0	0	0	0	0	.333
Feb 26	TEXAS TECH	ph	1	0	0	0	0	0	0	0	0	0	0	0	0	0	0	0	0	0	.250
Mar 05	KANSAS	pr	0	0	0	0	0	0	0	0	0	0	0	0	0	0	0	0	0	0	.250
Mar 06	NORTHWESTERN	3b	0	0	0	0	0	0	0	0	0	0	0	0	0	0	0	0	1	0	.250
Mar 09	at Central Arkansa	3b	0	0	0	0	0	0	0	0	0	0	0	0	0	0	0	0	0	0	.250
Mar 13	at South Carolina	pr	0	0	0	0	0	0	0	0	0	0	0	0	0	0	0	0	0	0	.250
Mar 16	LIBERTY	3b	1	0	1	0	0	0	0	0	0	0	0	0	0	0	0	1	3	0	.400
Mar 19	OLE MISS	*3b	3	0	1	1	0	0	0	0	0	0	0	0	0	0	2	4	0	0	.375
Mar 20	OLE MISS	*3b	3	0	0	0	0	0	0	0	0	0	0	0	0	0	2	0	5	2	.273
Mar 21	OLE MISS	*3b	2	0	0	0	0	0	0	0	0	0	0	0	0	0	2	1	1	0	.231
Mar 23	at Kansas City	*3b	3	0	0	0	0	0	0	0	0	0	0	0	0	0	2	1	5	0	.188
Mar 24	at Kansas	*3b	2	0	0	0	0	0	0	0	0	0	0	0	0	0	0	1	2	0	.167
Mar 26	MISSISSIPPI STA	*3b	2	0	0	0	0	0	0	0	0	0	0	0	0	0	0	1	3	1	.150
Mar 27	MISSISSIPPI STA	*3b	0	0	0	0	0	0	0	0	0	0	0	0	0	0	0	0	1	2	.150
Totals		8gs	20	1	3	2	0	0	0	0	0	0	0	0	0	0	8	11	22	4	.150

On base pct. .150 • Slugging pct. .150

Valerie Ventura Career Stats

Year	avg	gp-gs	ab	r	h	2b	3b	hr	rbi	tb	slg%	bb	hbp	so	gdp	ob%	sf	sh	sb-att	po	a	e	fld%
2020	.263	24-18	38	10	10	1	0	0	6	11	.289	2	0	10	2	.300	0	3	0-0	10	39	4	.925
2021	.150	16-8	20	1	3	0	0	0	2	3	.150	0	0	8	0	.150	0	0	0-0	11	22	4	.892
TOTAL	.224	40-26	58	11	13	1	0	0	8	14	.241	2	0	18	2	.250	0	3	0-0	21	61	8	.911



LARISSA CESENA

INF • R/R • 5-7 • Redshirt Sophomore
Riverside, Calif. • Martin Luther King HS

3

SEASON HIGHS

Category	No.	Opponent (Last)	Date
Hits	1	4x (Auburn)	4/3/21
Doubles	1	Auburn	4/3/21
Triples	-	-	-
Home Runs	-	-	-
Total Bases	2	Auburn	4/3/21
RBI's	1	2x (Kansas City)	3/23/21
Runs	2	Georgia	4/16/21
Walks	1	4x (Georgia)	4/16/21
AB's	3	North Dakota State	2/25/21

CAREER HIGHS

Category	No.	Opponent (Last)	Date
Hits	1	6x (Auburn)	4/3/21
Doubles	1	Auburn	4/3/21
Triples	-	-	-
Home Runs	-	-	-
Total Bases	2	Auburn	4/3/21
RBI's	1	(2x) Kansas City	3/23/21
Runs	2	Georgia	4/16/21
Walks	1	5x (Georgia)	4/16/21
AB's	3	2x (North Dakota St.)	2/25/21

BIO CONTINUED

finish at PGF Nationals in 2016... Was also a member of her school's track team and owns two school records.

Personal

Daughter of Eddie and Misti Cesena... Has two younger brothers, Seth and Luke... Aunt, Mia Cesena, played softball at Loyola Marymount (2006-09) and was a two-time all-conference selection... Majoring in Recreation and Sports Management... Goes by the nickname Lari... Has over 55k followers on Tik Tok (@Lariluv) and post of this year's videoboard shoot has over 980k views.

BIO

As a Redshirt Freshman (2020)

Played in nine games and made one start at second base... Went 2-for-8 at the plate, scored three runs and drew one walk... In collegiate debut hit a pinch hit single and scored a run against UTEP (Feb. 7)... Made first start at second base against Bradley (Feb. 7)... Scored game tying run in the bottom of the seventh inning in a come-from-behind win over Kansas (March 10).

As a Freshman (2019)

Was granted a medical redshirt for her first season at Arkansas.

Prior to Arkansas

Ranked No. 48 in the final FloSoftball Hot 100... Led Martin Luther King High School to four appearances to the CIF playoffs, earning team MVP honors after her junior season... As a member of the Explosion Travel ball team, was part of a top-eight

GAME-BY-GAME

Date	Opponent	Pos	AB	R	H	RBI	2B	3B	HR	BB	SB	CS	HBP	SAC	SF	GDP	K	PO	A	E	Avg
Feb 11	vs Oklahoma State	*of	2	0	0	0	0	0	0	0	0	0	0	0	0	0	2	0	0	0	.000
Feb 20	at McNeese	pr	0	0	0	0	0	0	0	0	0	0	0	0	0	0	0	0	0	0	.000
Feb 21	at McNeese	pr	0	1	0	0	0	0	0	0	0	0	0	0	0	0	0	0	0	0	.000
Feb 22	at UT Arlington-2	pr	0	0	0	0	0	0	0	0	0	0	0	0	0	0	0	0	0	0	.000
Feb 25	NORTH DAKOTA	*of	2	0	1	1	0	0	0	0	0	1	0	0	0	0	1	0	0	0	.250
Feb 25	NORTH DAKOTA	*of	3	0	0	0	0	0	0	0	0	0	0	0	0	0	1	0	0	0	.143
Feb 26	TEXAS TECH	*of	1	1	0	0	0	0	0	1	0	0	0	0	0	0	1	0	0	0	.125
Feb 26	SOUTHEAST MIS	*of	2	0	0	0	0	0	0	0	0	0	0	1	0	0	0	0	1	0	.100
Feb 28	TEXAS TECH	pr	0	0	0	0	0	0	0	0	0	0	0	0	0	0	0	0	0	0	.100
Mar 04	DRAKE-1	of	0	0	0	0	0	0	0	0	0	0	0	0	0	0	0	0	1	0	.100
Mar 04	DRAKE-2	pr	0	1	0	0	0	0	0	0	0	0	0	0	0	0	0	0	0	0	.100
Mar 05	KANSAS	of	0	0	0	0	0	0	0	0	0	0	0	0	0	0	0	0	0	0	.100
Mar 06	NORTHWESTERN	ph/of	0	0	0	0	0	0	0	1	0	0	0	0	0	0	0	0	0	0	.100
Mar 12	at South Carolina	pr/of	0	0	0	0	0	0	0	0	0	0	0	0	1	0	0	0	1	0	.100
Mar 13	at South Carolina	of	0	0	0	0	0	0	0	0	0	0	0	0	0	0	0	0	0	0	.100
Mar 14	at South Carolina	pr/of	0	0	0	0	0	0	0	1	0	0	0	0	0	0	0	0	1	0	.100
Mar 16	LIBERTY	pr/of	0	0	0	0	0	0	0	0	0	0	0	0	0	0	0	0	0	0	.100
Mar 19	OLE MISS	of	0	0	0	0	0	0	0	0	0	0	0	0	0	0	0	0	1	0	.100
Mar 20	OLE MISS	of	0	0	0	0	0	0	0	0	0	0	0	0	0	0	0	0	0	0	.100
Mar 21	OLE MISS	of	0	0	0	0	0	0	0	0	0	0	0	0	0	0	0	0	0	0	.100
Mar 23	at Kansas City	of	2	1	1	1	0	0	0	0	0	0	0	0	0	0	0	0	0	0	.167
Mar 24	at Kansas	pr/of	2	0	1	0	0	0	0	0	0	0	0	0	0	0	1	2	0	0	.214
Mar 26	MISSISSIPPI STA	of	0	0	0	0	0	0	0	0	0	0	0	0	0	0	0	0	0	0	.214
Mar 27	MISSISSIPPI STA	pr/of	0	1	0	0	0	0	0	0	0	0	0	0	0	0	0	0	0	0	.214
Mar 28	MISSISSIPPI STA	of	0	0	0	0	0	0	0	0	0	0	0	0	0	0	0	0	0	0	.214
Apr 01	at Auburn	ph/of	1	0	0	0	0	0	0	0	0	0	0	0	0	0	0	1	0	0	.200
Apr 02	at Auburn	pr/of	1	0	0	0	0	0	0	0	0	0	0	0	0	0	0	1	0	0	.188
Apr 03	at Auburn	of	2	0	1	0	1	0	0	0	0	0	0	0	0	0	0	0	1	0	.222
Apr 06	MISSOURI STATE	of	1	0	0	0	0	0	0	0	0	0	0	0	0	0	0	1	0	0	.211
Apr 09	ALABAMA	pr/of	0	0	0	0	0	0	0	0	0	0	0	0	0	0	0	0	0	0	.190
Apr 10	ALABAMA	of	2	0	0	0	0	0	0	0	0	0	0	0	0	0	1	0	0	0	.190
Apr 11	ALABAMA	of	1	0	0	0	0	0	0	0	0	0	0	0	0	0	1	0	0	0	.182
Apr 16	at Georgia	pr/of	0	2	0	0	0	0	0	1	0	0	0	0	0	0	0	0	1	0	.182
Apr 17	at Georgia	of	2	0	0	0	0	0	0	0	0	0	0	0	0	0	0	2	3	0	.167
Apr 18	at Georgia	pr/of	0	0	0	0	0	0	0	0	0	0	0	0	0	0	0	0	0	0	.167
Apr 21	CENTRAL ARKAN	pr/of	1	0	0	0	0	0	0	0	0	0	0	0	0	0	0	0	0	0	.160
Totals			5gs	25	7	4	2	1	0	4	0	1	2	0	0	13	12	0	0	0	.160

On base pct. .300 • Slugging pct. .200

Larissa Cesena Career Stats

Year	avg	gp-gs	ab	r	h	2b	3b	hr	rbi	tb	slg%	bb	hbp	so	gdp	ob%	sf	sh	sb-att	po	a	e	fld%
2020	.250	9-1	8	3	2	0	0	0	0	2	.250	1	0	2	0	.333	0	0	0-0	1	2	0	1.000
2021	.160	36-5	25	7	4	1	0	0	2	5	.200	4	1	13	0	.300	0	2	0-0	12	0	0	1.000
TOTAL	.182	45-6	33	10	6	1	0	0	2	7	.212	5	1	15	0	.308	0	2	0-0	13	2	0	1.000



MARY HAFF

RHP • R/R • 5-10 • Redshirt Junior
Winter Haven, Fla. • Lake Region HS

4

SEASON HIGHS

Category	No.	Opponent (Last)	Date
Innings	10.0	Liberty	3/16/21
Longest Start	10.0	Liberty	3/16/21
Shortest Start	3.0	Oklahoma State	2/11/21
Longest Relief	8.2	McNeese	2/20/21
Hits	8	2x (Central Arkansas)	4/21/21
Runs	5	Alabama	4/9/21
Earned Runs	5	Alabama	4/9/21
Walks	6	McNeese	2/21/21
Strikeouts	11	Central Arkansas	3/9/21
Pitches	149	McNeese	2/20/21

CAREER HIGHS

Category	No.	Opponent (Last)	Date
Innings	10.0	Liberty	3/16/21
Longest Start	10.0	Liberty	3/16/21
Shortest Start	0.1	Ole Miss	3/9/19
Longest Relief	8.2	McNeese	2/20/21
Hits	10	LSU	5/4/18
Runs	7	UTA	3/26/19
Earned Runs	5	3x (Alabama)	4/9/21
Walks	6	McNeese	2/21/21
Strikeouts	16	Furman	4/14/19
Pitches	149	McNeese	2/20/21

BIO CONTINUED

(7.6) and 15th in ERA Recorded a three inning save, striking out four vs. Furman (Feb. 15)... Threw a season-high 6.1 innings of shutout ball, allowing two hits against Montana (Feb. 22).

As a Sophomore (2019)

Recorded seven shutouts and three one-hitter performances... Started the season throwing 20 consecutive innings without allowing a run... Recorded a career-high and tied the program single-game record with 16 strikeouts in 7.2 innings against Furman (April 14)... Posted five 10+ strikeout performances... tied for most saves in a season in school history.

As a Freshman (2018)

29 wins is a single-season program best... Threw the seventh no-hitter in program history in a 9-0 win over Northern Colorado (March 2)... Registered seven one-hitters ... Had 12 outings posting seven or more strikeouts coupled with one or fewer walks... Tallied three wins without allowing a run in 18.2 innings, including a pair of complete-game shutouts over DePaul (May 18) and Wichita State (May 19) in the NCAA Fayetteville Regional.

Personal

Daughter of Ron and Tula Haff... Majoring in Pre Med ... Broke her ankle during prime recruiting year in high school, Deifel saw her at a premier tournament in Colorado and said "I went and saw her and was like, 'Holy crap, she's still available.'"

BIO

Career Accolades

NFCA Second Team All-South Region (2018)... NFCA Third Team All-South Region (2019)... All-SEC Second Team (2018)... SEC All-Tournament Team (2018)... SEC All-Freshman Team (2018)... SEC Pitcher of the Week (2019, 2021)... SEC Freshman of the Week (3x, 2018)... Preseason All-SEC (2019)... USA Softball Collegiate Player of the Year Top 50 Watchlist (2019)... NFCA National Freshman of the Year Finalist (2018)

As a Redshirt Junior (2021)

Recorded ninth career save at UTA (Feb. 22), tying the school career record... Threw second career no-hitter against Texas Tech (Feb. 26), one error away from a perfect game... Faced one over minimum in four innings vs. Northwestern State (March 6)... schl. record 10th career save at South Carolina (March 14)... SEC Pitcher of the Week (March 30) for second time in her career.

As a Junior (2020)

Struck out a season-high 12 vs. UIC (Feb. 15)... Ranked ninth in the SEC in strikeout-to-walk ratio (3.64), 13th in strikeouts per seven innings

GAME-BY-GAME

Date	Opponent	GS	IP	H	R	ER	BB	SO	2B	3B	HR	WP	BK	HBP	IBB	Score	W-L	Sv	ERA	NP
Feb 11	vs Oklahoma State	*	3.0	4	4	1	1	5	0	0	1	0	0	0	0	11-12	0-1	0	2.33	65
Feb 20	at McNeese	*	8.2	6	0	0	4	9	0	0	0	1	0	1	0	6-4	1-1	0	0.60	149
Feb 21	vs Baylor	*	7.0	3	2	2	0	7	0	0	1	0	0	0	0	7-2	2-1	0	1.12	81
Feb 21	at McNeese	*	4.0	1	1	1	6	2	0	0	0	0	1	0	0	3-1	3-1	0	1.24	80
Feb 22	at UT Arlington-2	*	0.1	0	0	0	0	0	0	0	0	0	0	0	0	4-3	3-1	1	1.22	3
Feb 25	NORTH DAKOTA	*	7.0	2	0	0	2	10	0	0	0	0	0	0	0	5-0	4-1	1	0.93	100
Feb 26	TEXAS TECH	*	5.0	0	0	0	0	6	0	0	0	0	0	0	0	9-0	5-1	1	0.80	61
Feb 28	TEXAS TECH	*	6.0	3	0	0	0	4	1	0	0	0	0	0	0	8-0	6-1	1	0.68	59
Mar 04	DRAKE-1	*	4.0	5	2	2	3	4	2	0	0	0	0	0	0	6-3	6-1	1	0.93	74
Mar 04	DRAKE-2	*	2.2	3	2	1	0	5	0	0	0	0	1	0	0	6-4	7-1	1	1.03	35
Mar 05	KANSAS	*	4.2	2	0	0	0	7	1	0	0	0	0	0	0	8-3	8-1	1	0.94	70
Mar 06	NORTHWESTERN	*	4.0	1	0	0	0	6	0	0	0	0	0	0	0	13-2	9-1	1	0.87	56
Mar 09	at Central Arkansa	*	7.0	8	1	1	1	11	0	0	1	0	0	0	0	4-1	10-1	1	0.88	119
Mar 12	at South Carolina	*	7.0	6	1	1	0	10	0	0	0	0	0	0	0	4-1	11-1	1	0.90	97
Mar 13	at South Carolina	*	5.0	3	1	1	1	4	0	0	0	1	0	0	0	7-5	12-1	1	0.93	59
Mar 14	at South Carolina	*	2.2	0	0	0	0	2	0	0	0	0	0	0	0	3-2	12-1	2	0.90	17
Mar 16	LIBERTY	*	10.0	6	2	2	0	9	0	0	1	0	0	0	0	0-2	12-2	2	0.95	118
Mar 19	OLE MISS	*	7.0	7	1	0	0	4	1	0	0	0	1	0	0	5-1	13-2	2	0.88	94
Mar 20	OLE MISS	*	1.2	0	0	0	0	4	0	0	0	0	1	0	0	3-2	14-2	2	0.87	28
Mar 24	at Kansas	*	6.0	3	4	3	1	9	0	0	2	0	1	0	0	7-4	15-2	2	1.02	99
Mar 26	MISSISSIPPI STA	*	5.2	4	0	0	1	4	1	0	0	0	0	1	0	2-0	16-2	2	0.97	75
Mar 27	MISSISSIPPI STA	*	1.2	0	0	0	1	2	0	0	0	0	0	0	0	1-7	16-2	3	0.95	20
Mar 28	MISSISSIPPI STA	*	7.0	4	3	3	2	9	0	0	2	0	0	0	0	4-3	17-2	3	1.08	113
Apr 01	at Auburn	*	7.0	3	1	1	1	4	0	0	0	0	0	0	0	6-1	18-2	3	1.07	89
Apr 09	ALABAMA	*	3.2	6	5	5	0	3	1	0	2	0	0	0	0	3-5	18-3	3	1.32	63
Apr 11	ALABAMA	*	0.1	0	0	0	0	0	0	0	0	0	0	0	0	0-2	18-3	3	1.31	2
Apr 16	at Georgia	*	3.0	4	1	1	0	5	0	0	1	0	0	1	0	10-3	18-3	4	1.34	50
Apr 17	at Georgia	*	7.0	3	2	2	1	5	1	0	1	0	0	1	0	5-2	19-3	4	1.37	73
Apr 18	at Georgia	*	0.2	0	0	0	0	1	0	0	0	0	0	0	0	5-2	19-3	5	1.36	8
Apr 21	CENTRAL ARKAN	*	3.2	8	4	1	2	2	1	0	0	0	0	1	0	7-6	20-3	5	1.38	80
Totals			17	142.1	95	37	28	27	153	9	0	12	2	0	9	2169-83	20-3	5	1.38	-

Mary Haff Career Stats

Year	era	w-l	app	qs	cq	sho	sv	ip	h	r	er	bb	so	2b	3b	hr	bf	bavg	wp	hbp	bk	sfa	sha
2018	1.51	29-7	45	31	19	11/1	2	213.1	118	53	46	44	249	16	1	20	827	.157	9	20	0	0	11
2019	1.88	18-11	41	26	11	7/0	5	160.1	112	63	43	32	180	19	1	14	665	.190	9	29	0	2	14
2020	1.89	4-1	13	6	1	0/1	1	37.0	32	15	10	11	40	4	2	6	157	.227	1	3	0	1	1
2021	1.38	20-3	30	17	11	3/1	5	142.1	95	37	28	27	153	9	0	12	560	.186	2	9	0	4	9
TOTAL	1.61	71-22	129	80	42	21/3	13	553.0	357	168	127	114	622	48	4	52	2209	.179	21	61	0	7	35



LAUREN HOWELL

RHP • R/R • 5-7 • Freshman
 Jefferson City, Mo. • Helias Catholic HS

5

SEASON HIGHS

Category	No.	Opponent (Last)	Date
Innings	4.1	2x (Drake)	3/4/21
Longest Start	4.1	2x (Drake)	3/4/21
Shortest Start	3.1	McNeese	2/20/21
Longest Relief	2.2	Oklahoma State	2/11/21
Hits	6	2x (Northwestern St.)	3/5/21
Runs	4	2x (UTA)	2/22/21
Earned Runs	3	3x (UTA)	2/22/21
Walks	5	UTA	2/22/21
Strikeouts	3	Southeast Missouri	2/26/21
Pitches	85	UTA	2/22/21

CAREER HIGHS

Category	No.	Opponent (Last)	Date
Innings	4.1	2x (Drake)	3/4/21
Longest Start	4.1	2x (Drake)	3/4/21
Shortest Start	3.1	McNeese	2/20/21
Longest Relief	2.2	Oklahoma State	2/11/21
Hits	6	2x (Northwestern St.)	3/5/21
Runs	4	2x (UTA)	2/22/21
Earned Runs	3	3x (UTA)	2/22/21
Walks	5	UTA	2/22/21
Strikeouts	3	Southeast Missouri	2/26/21
Pitches	85	UTA	2/22/21

BIO CONTINUED

Personal

Daughter of Jay and Rachelle Howell ... Has two younger siblings, Hayden and Harper ... Plans to major in business ... After her playing career, wants to take over the family business, Howell's Carpet ... Competed in dance and cheerleading prior to playing softball

BIO

As a Freshman (2021)

First career win at UTA, pitching 4.1 innings in second career start.

Prior to Arkansas

Finished Helias Catholic High School career with a 1.40 ERA, 47-11 record and 646 strikeouts ... Rated the No. 31 overall prospect in the 2020 class by Extralnnings and No. 40 by FloSoftball ... Tabbed the No. 15 pitcher in her class by Extralnnings ... Named to the Class 3A All-State First Team as a sophomore and junior ... Selected to the Class 3A All-Region First team as a sophomore and junior ... Three-time First Team All-District selection ... Earned Academic All-State recognition as a junior and senior and was on the honor roll all four years of high school ... Went 4-0 inside the circle and recorded two saves over 34 innings pitched in her injury-shortened senior campaign ... Compiled a 1.44 ERA with 67 strikeouts to 12 walks ... Part of a Crusader team that captured the 2019 Class 3 state championship ... As a junior compiled a 0.64 ERA in 132 innings with 214 strikeouts ... Played travel ball for the DeMarini Aces ... Struck out 214 with a 1.50 ERA for the Aces in 2019.

GAME-BY-GAME

Date	Opponent	GS	IP	H	R	ER	BB	SO	2B	3B	HR	WP	BK	HBP	IBB	Score	W-L	Sv	ERA	NP
Feb 11	vs Oklahoma State		2.2	5	4	3	0	1	2	0	0	1	0	0	0	11-12	0-0	0	7.88	51
Feb 20	at McNeese	*	3.1	1	3	3	3	0	0	0	0	0	0	2	0	4-7	0-0	0	7.00	55
Feb 22	at UT Arlington-1	*	4.1	2	4	3	5	0	2	0	0	1	0	1	0	10-6	1-0	0	6.10	85
Feb 26	SOUTHEAST MIS		2.2	2	1	1	0	3	0	0	0	1	0	0	0	9-3	1-0	0	5.38	41
Mar 04	DRAKE-2	*	4.1	6	2	2	0	1	0	0	0	0	0	0	0	6-4	1-0	0	4.85	64
Mar 05	NORTHWESTERN		2.0	6	1	0	1	1	0	0	0	0	0	0	0	13-5	2-0	0	4.34	43
Mar 13	at South Carolina	*	2.0	1	3	2	2	2	1	0	0	1	0	1	0	7-5	2-0	0	4.59	46
Totals		4	21.1	23	18	14	11	8	5	0	0	4	0	4	0	60-42	2-0	0	4.59	-

Lauren Howell Career Stats

Year	era	w-l	app	qs	cq	sho	sv	ip	h	r	er	bb	so	2b	3b	hr	bf	bavq	wp	hbp	bk	sfa	sha
2021	4.59	2-0	7	4	0	0/0	0	21.1	23	18	14	11	8	5	0	0	102	.267	4	4	0	0	1
TOTAL	4.59	2-0	7	4	0	0/0	0	21.1	23	18	14	11	8	5	0	0	102	.267	4	4	0	0	1



CALLY KILDOW

UTL • R/R • 5-7 • Freshman
Gravette, Ark. • Gravette HS

6

SEASON HIGHS

Category	No.	Opponent (Last)	Date
Hits	-	-	-
Doubles	-	-	-
Triples	-	-	-
Home Runs	-	-	-
Total Bases	-	-	-
RBI's	-	-	-
Runs	1	8x (Alabama)	4/10/21
Walks	-	-	-
AB's	-	-	-

CAREER HIGHS

Category	No.	Opponent (Last)	Date
Hits	-	-	-
Doubles	-	-	-
Triples	-	-	-
Home Runs	-	-	-
Total Bases	-	-	-
RBI's	-	-	-
Runs	1	8x (Alabama)	4/10/21
Walks	-	-	-
AB's	-	-	-

BIO CONTINUED

one home run, 32 RBI's and 12 runs scored over 31 games played ... Slashed .443/.473/.660 ... Inside the circle appeared in 31 games and threw 185 innings while commanding a 0.53 ERA ... Went 23-7 and compiled 16 shutouts with three no-hitters and two perfect games ... Struck out 331 hitters while only walking 29 and limited the opposition to a .134 batting average ... Played travel ball for the DeMarini Aces and garnered USA Elite All-American honors in 2014 ... Also played basketball for two seasons at Gravette and averaged 11.0 points per game ... Additionally competed in track and field for Gravette.

Personal

Has two siblings, McCoy and Sydney ... Plans on majoring in business and working in the fashion design industry after graduation.

BIO

Prior to Arkansas

Three-time letter winner at Gravette High School for head coach Taos Jones ... Posted a career ERA of 1.14 and a .448 batting average ... In addition to her pitching duties, played shortstop and third base ... Rated No. 57 in the FloSoftball Hot 100 and No. 121 prospect by Extralinnings ... Ranks inside the top-10 in numerous Arkansas state high school single-season records ... Her 331 strikeouts in 2017 ranks third-most in a single-season in Arkansas state history ... Her 16 shutouts in 2017 rank second all-time in a single-season and her three no-hitters that season is tied for 10th-most ... Her 185 innings pitched in the 2017 season are the fifth most in a single season in state history ... Two-time all-state selection and 2017 MaxPreps All-American ... Was only able to play in one game her senior season due to the COVID-19 pandemic ... As a junior hit .464 (39-for-84) with seven doubles, one triple, 19 runs scored and 24 RBI over 26 games played ... Slashed .464/.473/.571 ... Made 20 pitching appearances, tossed 61 innings of work and went 4-5 with seven saves and 80 strikeouts ... Was not 100% due to an injury suffered the prior year ... Missed entire sophomore season due to a broken which was suffered during a state tournament basketball game ... As a freshman hit .443 (47-for-106) with eight doubles, six triples

GAME-BY-GAME

Date	Opponent	Pos	AB	R	H	RBI	2B	3B	HR	BB	SB	CS	HBP	SAC	SF	GDP	K	PO	A	E	Avg	
Feb 11	vs Oklahoma State	pr	0	1	0	0	0	0	0	0	0	0	0	0	0	0	0	0	0	0	0	.000
Feb 20	at McNeese	pr	0	0	0	0	0	0	0	0	0	0	0	0	0	0	0	0	0	0	0	.000
Feb 22	at UT Arlington-2	pr	0	0	0	0	0	0	0	0	0	0	0	0	0	0	0	0	0	0	0	.000
Feb 25	NORTH DAKOTA	pr	0	1	0	0	0	0	0	0	0	0	0	0	0	0	0	0	0	0	0	.000
Feb 25	NORTH DAKOTA	pr	0	0	0	0	0	0	0	0	0	0	0	0	0	0	0	0	0	0	0	.000
Feb 26	SOUTHEAST MIS	pr	0	1	0	0	0	0	0	0	0	0	0	0	0	0	0	0	0	0	0	.000
Feb 28	TEXAS TECH	pr	0	1	0	0	0	0	0	0	0	0	0	0	0	0	0	0	0	0	0	.000
Mar 04	DRAKE-1	pr	0	1	0	0	0	0	0	0	0	0	0	0	0	0	0	0	0	0	0	.000
Mar 05	KANSAS	pr	0	0	0	0	0	0	0	0	0	1	0	0	0	0	0	0	0	0	0	.000
Mar 12	at South Carolina	pr	0	0	0	0	0	0	0	0	0	0	0	0	0	0	0	0	0	0	0	.000
Mar 13	at South Carolina	pr	0	0	0	0	0	0	0	0	0	0	0	0	0	0	0	0	0	0	0	.000
Mar 16	LIBERTY	pr	0	0	0	0	0	0	0	0	0	0	0	0	0	0	0	0	0	0	0	.000
Mar 19	OLE MISS	pr	0	1	0	0	0	0	0	0	0	0	0	0	0	0	0	0	0	0	0	.000
Mar 21	OLE MISS	pr	0	1	0	0	0	0	0	0	0	0	0	0	0	0	0	0	0	0	0	.000
Mar 28	MISSISSIPPI STA	pr	0	0	0	0	0	0	0	0	0	0	0	0	0	0	0	0	0	0	0	.000
Apr 10	ALABAMA	pr	0	1	0	0	0	0	0	0	0	0	0	0	0	0	0	0	0	0	0	.000
Apr 11	ALABAMA	pr	0	0	0	0	0	0	0	0	0	0	0	0	0	0	0	0	0	0	0	.000
Apr 17	at Georgia	pr	0	0	0	0	0	0	0	0	0	0	0	0	0	0	0	0	0	0	0	.000
Apr 18	at Georgia	pr	0	0	0	0	0	0	0	0	0	0	0	0	0	0	0	0	0	0	0	.000
Apr 21	CENTRAL ARKAN	pr/of	0	0	0	0	0	0	0	0	0	0	0	0	0	0	0	0	0	0	0	.000
Totals		ogs	0	8	0	0	0	0	0	0	0	1	0	0	0	0	0	0	0	0	0	.000

On base pct. .000 • Slugging pct. .000

Cally Kildow Career Stats

Year	avg	gp-gs	ab	r	h	2b	3b	hr	rbi	tb	slg%	bb	hbp	so	gdp	ob%	sf	sh	sb-att	po	a	e	fld%
2021	.000	20-0	0	8	0	0	0	0	0	0	.000	0	0	0	0	.000	0	0	1-1	0	0	0	.000
TOTAL	.000	20-0	0	8	0	0	0	0	0	0	.000	0	0	0	0	.000	0	0	1-1	0	0	0	.000



AUTUMN STORMS

RHP • R/R • 5-10 • Redshirt Senior
Temecula, Calif. • Great Oak HS

9

SEASON HIGHS

Category	No.	Opponent (Last)	Date
Innings	7.0	3x (Alabama)	4/10/21
Longest Start	7.0	3x (Alabama)	4/10/21
Shortest Start	3.0	McNeese	2/21/21
Longest Relief	2.1	Georgia	4/18/21
Hits	7	2x (Alabama)	4/11/21
Runs	6	Mississippi State	3/27/21
Earned Runs	4	McNeese	2/20/21
Walks	3	Alabama	4/11/21
Strikeouts	10	Alabama	4/11/21
Pitches	122	Ole Miss	3/20/21

CAREER HIGHS

Category	No.	Opponent (Last)	Date
Innings	8.1	Alabama	3/12/17
Longest Start	8.1	Alabama	3/12/17
Shortest Start	1.1	Oklahoma	5/20/17
Longest Relief	6.2	Ole Miss	3/9/19
Hits	12	Texas A&M	4/14/17
Runs	7	2x (Alabama)	3/8/20
Earned Runs	6	Nevada	3/1/19
Walks	5	Alabama	3/12/17
Strikeouts	13	Southeast Missouri	2/21/19
Pitches	159	Alabama	3/12/17

BIO CONTINUED

As a Junior (2019)

Led the pitching staff with a 1.63 ERA... Recorded a career-high 13 strikeouts against Southeast Missouri (Feb. 21)...Only SEC pitcher to maintain a sub-2.00 ERA with 80+ innings against conference opponents, and only one of three to have a lower ERA in SEC play than overall... Pitched two complete game wins against No. 18 Kentucky to secure the series (March 29, 31)... All-Tournament Team at the Puerto Vallarta Classic when she recorded a shutout win and a save, allowing 0 earned runs and striking out 18 (Feb. 16).

As a Sophomore (2018)

Struck out a season high nine batters against Central Connecticut (March 3) in a complete game ... Picked up two wins in the series against #20 Mississippi State (March 31, April 1) in a sweep of the Bulldogs, allowing zero runs in 11.1 innings of work

As a Freshman (2017)

Third freshman in program history to record 15 wins; first since 2001...Secured team's return to SEC Tournament with CG win over Georgia (May 5)...Had a season-high eight strikeouts at FAU (Feb. 24).

Personal

Daughter of Brian and Heather Storms... Graduated in Dec. 2020 ... HS teammates with Arkansas catcher Kayla Green.

BIO

Career Accolades

Preseason All-SEC (2020, 2021) ... NFCA Second Team All-American (2019)... NFCA First Team All-South Region (2019)... NFCA Third Team All-South Region (2017)... Second Team All-SEC (2019)... Freshman All-SEC (2017) ... Softball America Preseason Top 100 - No. 31 (2020)

As a Redshirt Senior (2021)

Recorded a complete game shutout at No. 25 Auburn (April 2), first since a 1-0 shutout win at No. 9 Alabama on March 6, 2020... 1 hit Missouri State over 5.0 innings (April 6)... CG 2-hit shutout of No. 3 Alabama with a season-high 10 Ks

As a Senior (2020)

Led the team in ERA, appearances, games started, complete games and innings pitched... 11 victories were the sixth most in the nation and led the SEC... Finished seventh in the SEC and 30th nationally in ERA (1.16)... Ranked fourth in the SEC in strikeout-to-walk ratio (5.08)... Struck out a season-best nine in only four innings against Marist (Feb. 23)... Allowed one earned run over seven innings versus No. 9 Florida State (Feb. 29)... Threw a complete game shutout in a 1-0 win, the program's first at No. 9 Alabama since 2000 (March 6).

GAME-BY-GAME

Date	Opponent	GS	IP	H	R	ER	BB	SO	2B	3B	HR	WP	BK	HBP	IBB	Score	W/L	Sv	ERA	NP	
Feb 20	at McNeese	*	5.1	4	4	4	1	4	1	0	0	0	0	1	0	6-4	0-0	0	5.25	73	
Feb 21	at McNeese	*	3.0	2	0	0	2	4	0	0	0	0	0	1	0	3-1	0-0	0	3.36	71	
Feb 25	NORTH DAKOTA	*	4.0	2	0	0	0	1	0	0	0	0	0	0	0	9-0	1-0	0	2.27	45	
Feb 27	SOUTHEAST MIS	*	7.0	3	3	2	0	7	0	0	0	2	0	0	0	6-3	2-0	0	2.17	83	
Mar 05	KANSAS	*	2.1	3	3	0	0	1	0	1	0	0	0	2	0	8-3	2-0	0	1.94	65	
Mar 20	OLE MISS	*	6.1	5	2	2	1	3	0	0	1	0	0	1	0	3-2	2-0	0	2.00	122	
Mar 21	OLE MISS	*	1.1	1	0	0	0	0	0	0	0	0	0	0	0	3-2	3-0	0	1.91	13	
Mar 23	at Kansas City	*	3.0	1	1	0	0	2	0	1	0	0	0	0	0	9-3	3-0	0	1.73	32	
Mar 24	at Kansas	*	1.0	0	0	0	1	0	0	0	0	0	0	0	0	7-4	3-0	1	1.68	9	
Mar 26	MISSISSIPPI STA	*	1.1	0	0	0	0	2	0	0	0	0	0	1	0	2-0	3-0	2	1.62	17	
Mar 27	MISSISSIPPI STA	*	2.2	7	6	2	0	2	2	0	1	0	0	2	0	8-7	3-0	2	1.88	59	
Apr 02	at Auburn	*	7.0	4	0	0	1	4	1	0	0	0	0	0	0	3-0	4-0	2	1.58	95	
Apr 03	at Auburn	*	2.0	0	0	0	0	4	0	0	0	0	0	0	0	2-0	4-0	3	1.51	25	
Apr 06	MISSOURI STATE	*	5.0	1	1	1	1	7	0	0	0	0	0	0	0	9-1	5-0	3	1.50	66	
Apr 10	ALABAMA	*	7.0	2	0	0	0	10	0	0	0	0	1	0	0	4-0	6-0	3	1.32	97	
Apr 11	ALABAMA	*	6.2	7	2	1	3	2	0	0	0	1	0	1	0	0-2	6-1	3	1.29	99	
Apr 16	at Georgia	*	4.0	3	2	2	1	1	1	0	0	0	0	0	0	10-3	7-1	3	1.42	46	
Apr 18	at Georgia	*	2.1	2	0	0	1	2	1	0	0	0	0	0	0	5-2	7-1	3	1.37	39	
Totals			13	71.1	47	24	14	12	56	6	2	4	1	0	10	0	97-37	7-1	3	1.37	-

Autumn Storms Career Stats

Year	era	w-l	app	gs	cq	sho	sv	ip	h	r	er	bb	so	2b	3b	hr	bf	bavg	wp	hbp	bk	sfa	sha
2017	2.28	16-15	38	33	13	1/3	2	172.0	174	81	56	35	96	21	2	10	749	.260	4	21	0	7	17
2018	2.67	12-10	37	27	6	3/1	2	152.1	161	74	58	33	113	15	2	10	682	.259	5	18	0	2	7
2019	1.77	20-9	43	32	15	4/1	2	201.2	189	96	51	29	172	28	2	10	880	.228	15	12	0	1	9
2020	1.16	11-3	17	12	5	1/2	0	72.2	62	21	12	12	61	8	0	4	295	.225	3	2	0	2	3
2021	1.37	7-1	18	13	4	2/3	3	71.1	47	24	14	12	56	6	2	4	289	.179	1	10	0	0	4
TOTAL	2.00	66-38	153	117	43	11/10	9	670.0	633	296	191	121	498	78	8	38	2895	.238	28	63	0	12	40



ABBY GORDON

C • R/R • 5-9 • Freshman
 Garden Plain, Kan. • Andale Garden Plain HS

12

SEASON HIGHS

Category	No.	Opponent (Last)	Date
Hits	-	-	-
Doubles	-	-	-
Triples	-	-	-
Home Runs	-	-	-
Total Bases	-	-	-
RBI's	-	-	-
Runs	-	-	-
Walks	-	-	-
AB's	-	-	-

CAREER HIGHS

Category	No.	Opponent (Last)	Date
Hits	-	-	-
Doubles	-	-	-
Triples	-	-	-
Home Runs	-	-	-
Total Bases	-	-	-
RBI's	-	-	-
Runs	-	-	-
Walks	-	-	-
AB's	-	-	-

BIO CONTINUED

BIO

Prior to Arkansas

Played at Andale Garden Plain High School for head coach Chuck Shrader ... Named Kansas 4A First Team All-State and First Team Arkansas Valley Chisholm Trail as a junior ... First team all-league for three seasons ... Reached the state championship game as a sophomore and earned three league and regional championships ... Played travel ball for the Wichita Mustangs and was on a team that finished as the IDT Runner Up and a 16USA Gold Nationals Qualifier ... Also played basketball and volleyball ... Won two state championships and was a Kansas 2A State Player of the Year finalist ... Won one state title in volleyball.

Personal

Daughter of Kevin and Kristen Gordon ... Has one sibling, Dylan.

GAME-BY-GAME

Abby Gordon Career Stats

Year	avq	gp-gs	ab	r	h	2b	3b	hr	rbi	tb	slq%	bb	hbp	so	gdp	ob%	sf	sh	sb-att	po	a	e	fld%
------	-----	-------	----	---	---	----	----	----	-----	----	------	----	-----	----	-----	-----	----	----	--------	----	---	---	------



KAYLA GREEN

C • R/R • 5-9 • Redshirt Junior
Temecula, Calif. • Great Oak HS

13

SEASON HIGHS

Category	No.	Opponent (Last)	Date
Hits	2	5x (Alabama)	4/10/21
Doubles	2	Drake	3/4/21
Triples	-	-	-
Home Runs	2	2x (Alabama)	4/10/21
Total Bases	8	2x (Alabama)	4/10/21
RBIs	5	Drake	3/4/21
Runs	2	4x (Alabama)	4/10/21
Walks	2	4x (Auburn)	4/1/21
ABs	5	2x (Liberty)	3/16/21

CAREER HIGHS

Category	No.	Opponent (Last)	Date
Hits	3	Furman	2/15/20
Doubles	2	2x (Drake)	3/4/21
Triples	1	2x (Boston U)	2/22/20
Home Runs	2	2x (Alabama)	4/10/21
Total Bases	8	2x (Alabama)	4/10/21
RBIs	5	Drake	3/4/21
Runs	2	10x (Alabama)	4/10/21
Walks	2	11x (Auburn)	4/1/21
ABs	5	2x (Liberty)	3/16/21

BIO CONTINUED

walk-off home run on the season's final pitch in 1-0 win over Kansas (March 10).

As a Sophomore (2019)

51 starts behind the plate and four as the designated player... Led the team in walks (24) and had the second-most hit by pitches (11)... Named to All-Tournament Team at the Puerto Vallarta Classic hitting .556 at the plate... Finished the season on a seven-game on base streak.

As a Freshman (2018)

Started all 58 games during her freshman campaign... Led the team in doubles (12), hit by pitches (9), had the second-most sac flies (3) and finished third in RBI (26)... Caught 15 runners stealing... Recorded a season high four RBI against Alabama (April 13)... Recorded multiple hits in nine games, including five SEC contests... Recorded an 11 game hitting streak from Feb. 18 through March 2... Ended the season on a five game on base streak.

Personal

Parents are Brian and Nicole Jendro... Biological daughter of Amy and Michael... Has three siblings, Marley, Erika and Joseph... Majoring in Criminal Justice and Sociology... Enjoys hiking, walking her dog and discovering new places... Was adopted at 14... High school teammates with Arkansas pitcher Autumn Storms.

BIO

Career Accolades

SEC Player of the Week (2020).

As a Redshirt Junior (2021)

Hit go-ahead grand slam in the sixth inning in a come-from-behind win over Drake (March 4)... With earlier RBI single, plated five of the team's six runs... Has started all but one game of her collegiate career... Only player to start every game in the field this year, all behind the plate... Hit first career two home run game vs. Missouri State (April 1) and later in the week had another two homer game against No. 3 Alabama (April 10).

As a Junior (2020)

Made 22 starts behind the plate... Hit .375, third-best on the team... Posted the team's second-best on base percentage at .478... Named SEC Player of the Week (Feb. 17) for the first time in her career, going 6-for-9 at the plate with a career-high three hits vs. Furman (Feb. 15)... Collected a season-high three RBI vs. UIC (Feb. 15)... Went 1-for-2 with a pair of walks in a win at No. 9 Alabama (March 6)... Slammed

GAME-BY-GAME

Date	Opponent	Pos	AB	R	H	RBI	2B	3B	HR	BB	SB	CS	HBP	SAC	SF	GDP	K	PO	A	E	Avg	
Feb 11	vs Oklahoma State	*c	4	0	0	0	0	0	0	1	0	0	0	0	0	0	1	8	1	0	.000	
Feb 20	at McNeese	*c	5	2	1	1	0	0	1	2	0	0	0	0	0	0	14	1	1	0	.111	
Feb 20	at McNeese	*c	2	0	0	1	0	0	2	0	0	0	0	0	0	0	4	0	0	0	.091	
Feb 21	vs Baylor	*c	2	0	0	0	0	0	1	0	1	0	0	0	0	0	2	7	0	0	.077	
Feb 21	at McNeese	*c	3	0	1	0	0	0	1	0	0	0	0	0	0	0	1	7	1	0	.125	
Feb 22	at UT Arlington-1	*c	3	0	0	0	0	0	0	0	0	0	0	0	0	0	0	1	0	0	.105	
Feb 22	at UT Arlington-2	*c	3	0	0	0	0	0	0	0	0	0	0	0	0	0	1	7	0	0	.091	
Feb 25	NORTH DAKOTA	*c	2	0	0	0	0	0	1	0	0	0	0	0	0	0	3	0	0	0	.083	
Feb 25	NORTH DAKOTA	*c	3	0	1	0	0	0	0	0	0	0	0	0	0	0	10	0	0	0	.111	
Feb 26	TEXAS TECH	*c	2	1	1	2	0	0	1	0	0	0	0	0	0	0	6	0	0	0	.138	
Feb 26	SOUTHEAST MIS	*c	1	0	1	0	0	0	2	0	0	0	0	0	0	0	7	0	0	0	.167	
Feb 27	SOUTHEAST MIS	*c	2	0	0	0	0	0	1	0	0	0	0	0	0	0	1	7	1	0	.156	
Feb 28	TEXAS TECH	*c	3	0	1	1	1	0	0	0	0	0	0	0	0	0	4	0	0	0	.171	
Mar 04	DRAKE-1	*c	3	1	2	5	0	0	1	0	0	0	0	0	0	0	7	0	0	0	.211	
Mar 04	DRAKE-2	*c	3	0	2	1	2	0	0	0	0	0	0	0	0	0	6	0	0	0	.244	
Mar 05	KANSAS	*c	2	0	0	0	0	0	1	0	0	0	0	0	0	0	8	0	0	0	.233	
Mar 05	NORTHWESTERN	*c	3	2	1	2	0	0	1	1	0	0	0	0	0	0	4	0	0	0	.239	
Mar 06	NORTHWESTERN	*c	0	0	0	0	0	0	0	1	0	0	0	0	0	0	4	0	0	0	.239	
Mar 09	at Central Arkansas	*c	2	0	0	0	0	0	0	0	0	0	1	0	0	0	12	0	0	0	.229	
Mar 12	at South Carolina	*c	4	0	1	0	0	0	0	0	0	0	0	0	0	0	11	0	0	0	.231	
Mar 13	at South Carolina	*c	4	0	1	2	1	0	0	1	0	0	0	1	0	0	1	9	1	0	.232	
Mar 14	at South Carolina	*c	4	0	0	0	0	0	0	0	0	0	0	0	0	0	1	5	1	0	.217	
Mar 16	LIBERTY	*c	5	0	1	0	0	0	0	0	0	0	0	0	0	0	11	0	0	0	.215	
Mar 19	OLE MISS	*c	3	0	1	1	0	0	0	0	0	0	0	0	0	0	5	0	0	0	.221	
Mar 20	OLE MISS	*c	3	0	0	0	0	0	0	0	0	0	0	0	0	0	1	7	1	0	.211	
Mar 21	OLE MISS	*c	3	0	2	0	1	0	0	0	0	0	1	0	0	0	9	0	0	0	.230	
Mar 23	at Kansas City	*c	3	1	1	1	0	0	0	0	0	0	0	1	0	0	2	0	0	0	.234	
Mar 24	at Kansas	*c	2	1	1	1	0	0	0	1	0	0	0	0	1	0	11	0	0	0	.241	
Mar 26	MISSISSIPPI STA	*c	3	0	0	0	0	0	0	0	0	0	0	0	0	0	2	6	0	0	.232	
Mar 27	MISSISSIPPI STA	*c	3	1	0	0	0	0	0	1	0	0	0	0	0	0	5	1	0	0	.224	
Mar 28	MISSISSIPPI STA	*c	2	1	0	0	0	0	0	0	0	0	1	0	0	0	9	1	0	0	.218	
Apr 01	at Auburn	*c	2	1	0	0	0	0	0	2	0	0	0	0	0	0	1	5	1	0	.213	
Apr 02	at Auburn	*c	3	0	0	0	0	0	0	0	0	0	0	0	0	0	1	5	0	0	.207	
Apr 03	at Auburn	*c	4	0	0	0	0	0	0	0	0	0	0	0	0	0	3	7	0	0	.198	
Apr 06	MISSOURI STATE	*c	3	2	2	3	0	0	2	0	0	0	0	0	0	0	7	0	0	0	.212	
Apr 09	ALABAMA	*c	3	0	1	0	1	0	0	0	0	0	0	0	0	0	1	4	0	0	.216	
Apr 10	ALABAMA	*c	3	2	2	3	0	0	2	0	0	0	0	0	0	0	10	0	0	0	.229	
Apr 11	ALABAMA	*c	3	0	0	0	0	0	0	0	0	0	0	0	0	0	3	1	0	0	.222	
Apr 16	at Georgia	*c	4	1	1	1	0	0	1	0	0	0	0	0	0	0	1	6	0	0	.223	
Apr 17	at Georgia	*c	3	0	1	0	0	0	1	0	0	0	0	0	0	0	2	5	0	0	.226	
Apr 18	at Georgia	*c	3	1	1	3	0	0	1	1	0	0	0	0	0	0	1	7	0	0	.229	
Apr 21	CENTRAL ARKAN	*c	2	0	0	1	0	0	0	0	0	0	1	1	0	0	9	0	0	0	.225	
Totals			42gs	120	17	27	29	6	0	10	21	0	1	3	2	3	0	22	286	11	1	.225

On base pct. .347 • Slugging pct. .525

Kayla Green Career Stats

Year	avg	gp-gs	ab	r	h	2b	3b	hr	rbi	tb	slg%	bb	hbp	so	qdp	ob%	sf	sh	sb-att	po	a	e	fld%
2018	.237	58-58	152	20	36	12	1	6	26	68	.447	14	9	30	1	.331	3	1	0-0	393	32	4	.991
2019	.214	55-55	140	13	30	8	0	5	25	53	.379	24	11	42	4	.367	2	2	1-1	334	20	8	.978
2020	.375	23-22	56	10	21	1	1	1	13	27	.482	10	2	7	0	.478	1	0	0-0	151	9	1	.994
2021	.225	42-42	120	17	27	6	0	10	29	63	.525	21	3	22	0	.347	3	2	0-1	286	11	1	.997
TOTAL	.244	178-177	468	60	114	27	2	22	93	211	.451	69	25	101	5	.364	9	5	1-2	1164	72	14	.989



KEELY HUFFINE

UTL • R/R • 5-6 • Redshirt Senior
Harrisburg, Ark. • Harrisburg HS

16

SEASON HIGHS			
Category	No.	Opponent (Last)	Date
Hits	2	2x (Kansas City)	3/23/21
Doubles	-	-	-
Triples	-	-	-
Home Runs	1	5x (Ole Miss)	3/21/21
Total Bases	5	Ole Miss	3/21/21
RBI	2	2x (Texas Tech)	2/26/21
Runs	2	2x (Kansas City)	3/23/21
Walks	2	Southeast Missouri	2/27/21
ABs	4	2x (Kansas City)	3/23/21

CAREER HIGHS			
Category	No.	Opponent (Last)	Date
Hits	2	4x (Kansas City)	3/23/21
Doubles	1	2x (Villanova)	2/29/20
Triples	1	Villanova	2/28/19
Home Runs	1	8x (Ole Miss)	3/21/21
Total Bases	7	Villanova	2/28/20
RBI	4	Villanova	2/28/20
Runs	2	3x (Kansas City)	3/23/21
Walks	2	Southeast Missouri	2/27/21
ABs	4	3x (Kansas City)	3/23/21

BIO CONTINUED

As a Junior (2019)
Appeared in 43 games and started the final 25 games of the season at shortstop... Earned her first collegiate start against Kentucky (March 29)... Tied for the team lead laying down four sacrifice bunts... Drove in a season-high three RBI with a double and run scored in an 11-0 victory over Furman (Apr. 14)... Collected a season-best two hits in a 2-for-3 showing with two RBI and two runs scored as part of an 11-1 thrashing of No. 9 LSU (Apr. 19).

As a Sophomore (2018)
Appeared in 37 games primarily as a pinch runner... Scored 16 runs over the course of the season, including five in SEC contests.

As a Freshman (2017)
Appeared in one game during freshman campaign... made debut as a pinch runner against Lamar (March 4).

Personal
Formally Keely Edwards, married Tim Huffine during the summer of 2019... Daughter of Todd and Kim Edwards... Has two siblings Jerrad and Abby... Majoring in Teaching K-12 Physical Education and Health.

BIO

As a Redshirt Senior (2021)
Transitioned to the starting centerfielder after playing the infield her first four seasons... Four of five homers have come from the nine-spot in the batting order... Hit walk-off homer in eighth inning vs. Ole Miss (March 21)

As a Senior (2020)
Played in 21 games and made 20 starts (13 at second base and seven at third base)... Also played shortstop in two games... Slugged .581, which ranked fourth on the team... Led the team laying down four sacrifice bunts... Doubled and scored a run in the season opener against UTEP (Feb. 7)... Hit first career home run, a two-run shot which gave Arkansas the lead, in a 5-1 win against Marist (Feb. 23)... Went 2-for-3 with a triple and a home run, driving in a career-high four runs against Villanova (Feb. 28)... Hit a two-run jack against Kent State later that evening (Feb. 28), homering in back-to-back games for the first time in her career... Compiled a career-best five-game hitting streak from Feb. 28 through March 1 against Villanova, Kent State and No. 9 Florida State.

GAME-BY-GAME

Date	Opponent	Pos	AB	R	H	RBI	2B	3B	HR	BB	SB	CS	HBP	SAC	SF	GDP	K	PO	A	E	Avq	
Feb 20	at McNeese	*of	3	1	1	2	0	1	0	0	0	1	1	0	0	0	1	1	0	0	.333	
Feb 20	at McNeese	*of	3	1	1	1	0	0	0	1	0	0	0	0	0	0	0	3	0	0	.333	
Feb 21	vs Baylor	*of	1	0	0	0	0	0	0	0	0	0	0	2	0	0	0	3	0	0	.286	
Feb 21	at McNeese	*of	2	0	0	0	0	0	0	0	0	0	0	0	0	0	0	0	0	0	.222	
Feb 22	at UT Arlington-1	*of	2	1	1	1	0	0	1	1	0	0	0	0	0	0	0	2	0	0	.273	
Feb 22	at UT Arlington-2	*of	2	1	0	0	0	0	0	0	0	0	1	0	0	0	1	0	0	0	.231	
Feb 25	NORTH DAKOTA	*of	2	0	0	0	0	0	0	0	0	0	0	0	0	0	2	1	0	0	.200	
Feb 25	NORTH DAKOTA	*of	2	1	1	0	0	0	0	0	0	0	0	0	0	0	1	1	0	0	.235	
Feb 26	TEXAS TECH	*of	2	1	1	2	0	0	1	0	0	0	0	0	0	0	0	0	0	0	.263	
Feb 26	SOUTHEAST MIS	*of	2	1	1	0	0	0	0	0	0	0	0	0	0	0	0	2	0	0	.286	
Feb 27	SOUTHEAST MIS	*of	1	0	1	0	0	0	0	2	0	0	0	0	0	0	1	0	0	0	.273	
Feb 28	TEXAS TECH	*of	2	0	0	0	0	0	0	0	0	0	0	0	0	0	1	5	0	0	.250	
Mar 04	DRAKE-1	*of	2	1	0	0	0	0	0	0	0	0	0	0	0	0	2	3	0	0	.231	
Mar 04	DRAKE-2	*of	2	0	0	0	0	0	0	0	0	0	0	0	0	0	1	1	0	0	.214	
Mar 05	KANSAS	*of	2	0	0	0	0	0	0	0	0	0	0	0	0	0	0	1	0	0	.200	
Mar 05	NORTHWESTERN	*of	2	0	0	0	0	0	0	0	0	0	0	0	0	0	1	1	0	0	.188	
Mar 09	NORTHWESTERN	*of	2	2	1	1	0	0	0	0	0	0	0	0	0	0	0	0	2	0	.206	
Mar 09	at Central Arkansas	*of	1	0	0	0	0	0	0	0	0	0	0	1	0	0	0	2	0	0	.200	
Mar 12	at South Carolina	*2b	2	0	0	0	0	0	0	0	0	0	0	0	0	0	0	1	1	0	.189	
Mar 13	at South Carolina	*2b/of	2	0	0	1	0	0	0	1	0	0	0	0	0	0	1	4	1	1	.179	
Mar 14	at South Carolina	*2b	2	0	0	0	0	0	0	0	0	0	0	0	0	0	0	4	1	0	.171	
Mar 16	LIBERTY	*2b	3	0	0	0	0	0	0	0	0	0	0	1	0	0	2	2	1	0	.159	
Mar 19	OLE MISS	*ss	2	1	1	0	0	0	0	0	0	0	0	1	0	0	0	1	1	0	.174	
Mar 20	OLE MISS	*2b	2	0	0	0	0	0	0	0	0	0	0	0	0	0	1	2	0	0	.167	
Mar 21	OLE MISS	*2b	4	1	2	1	0	0	0	1	0	0	0	0	0	0	0	1	2	0	.192	
Mar 23	at Kansas City	*2b	4	2	2	0	0	0	0	0	0	0	0	0	0	0	0	1	3	0	.214	
Mar 24	at Kansas	*2b	3	0	0	0	0	0	0	1	0	0	0	0	0	0	0	3	1	0	.203	
Mar 26	MISSISSIPPI STA	*2b	1	0	0	0	0	0	0	0	0	0	0	1	0	0	0	2	0	0	.200	
Mar 27	MISSISSIPPI STA	*2b	3	1	1	0	0	0	0	1	0	0	0	0	0	0	0	3	1	0	.206	
Mar 28	MISSISSIPPI STA	*2b	3	0	1	0	0	0	0	0	0	0	0	0	0	0	0	2	1	0	.212	
Apr 01	at Auburn	*2b	3	0	0	0	0	0	0	0	0	0	0	0	0	0	0	1	2	1	.203	
Apr 02	at Auburn	*2b	3	0	1	0	0	0	0	0	0	0	0	0	0	0	0	2	2	2	.208	
Apr 03	at Auburn	*2b	3	1	0	0	0	0	0	0	0	0	0	1	0	0	0	2	2	0	.200	
Apr 06	MISSOURI STATE	*2b	2	0	0	0	0	0	0	0	0	0	0	0	0	0	0	1	2	0	.195	
Apr 09	ALABAMA	*2b	3	0	1	0	0	0	0	0	0	0	0	0	0	0	2	2	3	0	.200	
Apr 10	ALABAMA	*2b	2	0	0	0	0	0	0	0	0	0	0	0	0	0	2	1	2	0	.195	
Apr 11	ALABAMA	*2b	2	0	0	0	0	0	0	1	0	0	0	0	0	0	1	6	1	0	.190	
Apr 16	at Georgia	*2b	2	1	0	0	0	0	0	1	0	0	0	1	0	0	1	2	2	0	.186	
Apr 17	at Georgia	*2b	2	0	0	0	0	0	0	1	0	0	0	0	0	0	0	0	0	0	.182	
Apr 18	at Georgia	*2b	2	0	0	0	0	0	0	0	0	0	1	0	0	0	2	3	3	0	.178	
Apr 21	CENTRAL ARKAN	*2b	2	1	1	0	0	0	0	1	0	0	0	0	0	0	1	1	0	0	.185	
Totals			41gs	92	19	17	10	0	0	5	10	0	0	4	8	1	0	30	76	31	4	.185

On base pct. .290 • Slugging pct. .348

Keely Huffine Career Stats																							
Year	avq	qp-gs	ab	r	h	2b	3b	hr	rbi	tb	slq%	bb	hbp	so	gdp	ob%	sf	sh	sb-att	po	a	e	fld%
2017	.000	1-0	0	0	0	0	0	0	0	0	.000	0	0	0	0	.000	0	0	0-0	0	0	0	.000
2018	.000	37-0	0	16	0	0	0	0	0	0	.000	0	0	0	0	.000	0	0	0-0	0	0	0	.000
2019	.163	49-25	43	17	7	1	0	0	6	8	.186	2	0	18	0	.196	1	4	0-0	28	59	8	.916
2020	.279	21-20	43	8	12	2	1	3	10	25	.581	2	1	13	0	.326	0	4	0-0	24	37	8	.884
2021	.185	41-41	92	19	17	0	0	5	10	32	.348	10	4	30	0	.290	1	8	0-0	76	31	4	.964
TOTAL	.202	149-86	178	60	36	3	1	8	26	65	.365	14	5	61	0	.276	2	16	0-0	128	127	20	.927



MARLENE FRIEDMAN

INF • R/R • 5-5 • Freshman
Huntington Beach, Calif. • Mater Dei HS

18

SEASON HIGHS

Category	No.	Opponent (Last)	Date
Hits	-	-	-
Doubles	-	-	-
Triples	-	-	-
Home Runs	-	-	-
Total Bases	-	-	-
RBI's	-	-	-
Runs	1	2x (Northwestern St.)	3/6/21
Walks	-	-	-
ABs	-	-	-

CAREER HIGHS

Category	No.	Opponent (Last)	Date
Hits	-	-	-
Doubles	-	-	-
Triples	-	-	-
Home Runs	-	-	-
Total Bases	-	-	-
RBI's	-	-	-
Runs	1	2x (Northwestern St.)	3/6/21
Walks	-	-	-
ABs	-	-	-

BIO CONTINUED

BIO

Prior to Arkansas

Played at Mater Dei High School for head coaches Sean Brashear and Jessica Foley Won back-to-back Trinity League championships in 2018 and 2019 ... Selected to the 2020 Orange County All-Star Game ... Mater Dei was tabbed the No. 10 team in the state prior to the COVID shortened 2020 season ... As a freshman hit .333 (17-for-51) with one homer, nine RBI and five runs scored ... Named to the 2020 PGH All-American Watch List ... Played travel ball for Explosion Denio and Firecrackers Brashear.

Personal

Has two siblings, Donna and Meredith ... Sister Donna currently plays softball at Virginia ... Is a third-generation Razorback.

GAME-BY-GAME

Date	Opponent	Pos	AB	R	H	RBI	2B	3B	HR	BB	SB	CS	HBP	SAC	SF	GDP	K	PO	A	E	Avg
Feb 11	vs Oklahoma State	pr	0	0	0	0	0	0	0	0	0	0	0	0	0	0	0	0	0	0	.000
Feb 25	NORTH DAKOTA	pr	0	0	0	0	0	0	0	0	0	0	0	0	0	0	0	0	0	0	.000
Mar 05	KANSAS	pr	0	1	0	0	0	0	0	0	0	0	0	0	0	0	0	0	0	0	.000
Mar 06	NORTHWESTERN	pr/dh	0	1	0	0	0	0	0	0	0	0	0	0	0	0	0	0	0	0	.000
Mar 16	LIBERTY	pr	0	0	0	0	0	0	0	0	0	0	0	0	0	0	0	0	0	0	.000
Mar 19	OLE MISS	pr	0	0	0	0	0	0	0	0	0	0	0	0	0	0	0	0	0	0	.000
Mar 21	OLE MISS	pr	0	0	0	0	0	0	0	0	0	0	0	0	0	0	0	0	0	0	.000
Mar 27	MISSISSIPPI STA	pr	0	0	0	0	0	0	0	0	0	0	0	0	0	0	0	0	0	0	.000
Mar 28	MISSISSIPPI STA	pr	0	0	0	0	0	0	0	0	0	0	0	0	0	0	0	0	0	0	.000
Apr 01	at Auburn	pr	0	0	0	0	0	0	0	0	0	0	0	0	0	0	0	0	0	0	.000
Apr 02	at Auburn	pr	0	0	0	0	0	0	0	0	0	0	0	0	0	0	0	0	0	0	.000
Totals		Ugs	0	2	0	0	0	0	0	0	0	0	0	0	0	0	0	0	0	0	.000

On base pct. .000 • Slugging pct. .000

Marlene Friedman Career Stats

Year	avq	gp-gs	ab	r	h	2b	3b	hr	rbi	tb	slq%	bb	hbp	so	gdp	ob%	sf	sh	sb-att	po	a	e	fld%
2021	.000	11-0	0	2	0	0	0	0	0	0	.000	0	0	0	0	.000	0	0	0-0	0	0	0	.000
TOTAL	.000	11-0	0	2	0	0	0	0	0	0	.000	0	0	0	0	.000	0	0	0-0	0	0	0	.000



HANNAH GAMMILL

UTL • L/L • 5-8 • Freshman
Beebe, Ark. • Beebe HS

20

SEASON HIGHS

Category	No.	Opponent (Last)	Date
Hits	3	Missouri State	4/6/21
Doubles	1	4x (Alabama)	4/11/21
Triples	-	-	-
Home Runs	1	7x (Georgia)	4/16/21
Total Bases	6	Missouri State	4/6/21
RBI's	3	2x (North Dakota St.)	2/25/21
Runs	3	2x (Georgia)	4/16/21
Walks	2	4x (Georgia)	4/16/21
ABs	6	McNeese	2/20/21

CAREER HIGHS

Category	No.	Opponent (Last)	Date
Hits	3	Missouri State	4/6/21
Doubles	1	4x (Alabama)	4/11/21
Triples	-	-	-
Home Runs	1	7x (Georgia)	4/16/21
Total Bases	6	Missouri State	4/6/21
RBI's	3	2x (North Dakota St.)	2/25/21
Runs	3	2x (Georgia)	4/16/21
Walks	2	4x (Georgia)	4/16/21
ABs	6	McNeese	2/20/21

BIO CONTINUED

nine home runs, 37 RBI and 32 runs scored and slashed .500/.652/1.068 ... Part of a Badgers team that finished 20-7 and reached the state tournament quarterfinals and claimed a Central Conference Championship ... Hit .439 (25-for-57) as a sophomore in 2018 with four doubles, one triple, seven homers, 23 RBI and 34 runs scored ... Played in five games as a freshman in 2017 and hit .538 (7-for-13) with two doubles, two home runs, four RBI and six runs scored ... Also played volleyball at Beebe and was an all-conference selection.

Personal

Daughter of Monty and Becky Gammill ... Has two siblings, David and Danielle ... Plans on majoring in nursing and wants to become a nurse anesthetist ... Enjoys going to church, hammocking, running, swimming and shopping ... Lists her eye being two different colors as something most people don't know about her.

BIO

As a Freshman (2020)

One of four Razorbacks to hit a first-inning home run against Texas Tech (Feb. 26), setting the school record for homers in an inning... After not playing since March 9, hit a homer in first at bat and was 3-for-3 vs. Missouri State (April 6).

Prior to Arkansas

Played four seasons at Beebe High School for head coach Eric Chambers ... Rated the No. 51 player in the 2020 class in the final edition of the FloSoftball Hot 100 ... Tabbed No. 62 player in the final 2020 Extra Elite 100 ... Three-time Class 5A All-State Selection and three-time all-conference selection ... Tabbed to the All-State Tournament Team in 2017 ... Named to the 2020 PGF High School All-American Watchlist ... Slashed .486/.632/1.021 in 55 career games over four seasons at Beebe and collected 68 career hits, 76 RBI, 14 doubles, two triples, 19 homers and 85 runs scored ... Played in five games as a senior due to the COVID-19 shortened 2020 season and hit .583 (7-for-12) with 13 runs scored, two doubles, one triple, one home run and 12 RBI ... Named the Downtown Tip Off Club Player of the Week ... Member of a Beebe squad that finished the season with a 5-0 record and outscored its opponents, 58-11 ... As a junior in 2019, hit .500 (29-for-57) with six doubles,

GAME-BY-GAME

Date	Opponent	Pos	AB	R	H	RBI	2B	3B	HR	BB	SB	CS	HBP	SAC	SF	GDP	K	PO	A	E	Avg	
Feb 20	at McNeese	*3b	6	0	1	0	0	0	0	0	0	0	0	0	0	0	0	2	1	0	.167	
Feb 20	at McNeese	*3b	2	1	1	1	0	0	1	1	0	0	0	0	0	0	1	1	1	1	.250	
Feb 21	vs Baylor	*3b	2	1	1	0	0	0	0	0	0	1	0	0	0	0	2	0	0	0	.300	
Feb 21	at McNeese	*3b	3	1	2	1	0	0	1	0	0	0	0	0	0	0	3	2	0	0	.385	
Feb 22	at UT Arlington-1	*3b	3	1	1	3	0	0	1	1	0	0	0	0	0	0	1	4	0	0	.375	
Feb 22	at UT Arlington-2	*3b	3	0	0	0	0	0	0	0	0	0	0	0	0	0	1	0	0	0	.316	
Feb 25	NORTH DAKOTA	*3b	3	1	2	3	0	0	1	0	0	0	0	0	0	0	1	0	3	0	.364	
Feb 25	NORTH DAKOTA	*3b	3	0	1	1	0	0	0	0	0	0	0	0	0	0	0	2	1	0	.360	
Feb 26	TEXAS TECH	*3b	1	2	1	2	0	0	1	1	0	0	0	0	0	0	0	1	2	0	.385	
Feb 26	TEXAS TECH	*3b	1	2	1	2	0	0	1	1	0	0	0	0	0	0	0	1	0	4	.345	
Feb 27	SOUTHEAST MIS	*3b	3	0	0	0	0	0	0	0	0	0	0	0	0	0	1	0	4	0	.345	
Feb 27	SOUTHEAST MIS	*3b	1	1	0	1	0	0	0	0	0	0	1	0	1	0	0	0	5	0	.333	
Feb 28	TEXAS TECH	*3b	2	1	1	0	0	0	0	2	0	0	0	0	0	0	0	1	1	0	.344	
Mar 04	DRAKE-1	*3b	2	1	1	0	0	0	0	1	0	0	0	0	0	0	0	0	4	0	.353	
Mar 04	DRAKE-2	*3b	1	0	0	0	0	0	0	2	0	0	0	0	0	0	0	2	4	1	.343	
Mar 05	KANSAS	*3b	2	3	2	2	1	0	0	1	0	0	1	0	0	0	0	2	1	1	.378	
Mar 05	NORTHWESTERN	*3b	2	2	0	0	0	0	2	0	0	0	0	0	0	0	0	1	3	0	.359	
Mar 06	NORTHWESTERN	*3b	3	2	2	1	0	0	0	0	0	0	0	0	0	0	0	0	0	0	.381	
Mar 09	at Central Arkansa	*3b	4	0	1	1	1	0	0	0	0	0	0	0	0	0	2	0	1	0	.370	
Apr 06	MISSOURI STATE	*3b	3	2	3	2	0	0	1	0	0	0	0	0	0	0	0	0	3	0	.408	
Apr 09	ALABAMA	*3b	3	0	0	0	0	0	0	0	0	0	1	0	0	0	1	0	0	0	.385	
Apr 10	ALABAMA	*3b	3	0	1	0	1	0	0	0	0	0	0	0	0	0	2	1	4	0	.382	
Apr 11	ALABAMA	*3b	4	0	1	0	1	0	0	0	0	0	0	0	0	0	1	0	4	0	.373	
Apr 16	at Georgia	*3b	3	3	1	2	0	0	1	2	0	0	0	0	0	0	0	0	1	0	.371	
Apr 17	at Georgia	*3b	1	2	0	0	0	0	0	0	0	0	3	0	0	0	0	2	0	0	.365	
Apr 18	at Georgia	*3b	4	0	0	0	0	0	0	0	0	0	0	0	0	0	1	0	1	0	.343	
Apr 21	CENTRAL ARKAN	*3b	4	0	1	1	0	0	0	1	0	0	0	0	0	0	0	1	3	1	.338	
Totals			26gs	71	24	24	21	4	0	7	14	0	0	7	0	1	0	10	25	51	4	.338

On base pct. .484 • Slugging pct. .690

Hannah Gammill Career Stats

Year	avq	qp-gs	ab	r	h	2b	3b	hr	rbi	tb	slq%	bb	hbp	so	gdp	ob%	sf	sh	sb-att	po	a	e	fld%
2021	.338	26-26	71	24	24	4	0	7	21	49	.690	14	7	10	0	.484	1	0	0-0	25	51	4	.950
TOTAL	.338	26-26	71	24	24	4	0	7	21	49	.690	14	7	10	0	.484	1	0	0-0	25	51	4	.950



LAUREN GRAVES

UTL • R/R • 5-8 • Redshirt Senior
White Hall, Ark. • Maryland (White Hall HS)

21

SEASON HIGHS

Category	No.	Opponent (Last)	Date
Innings	-	-	-
Longest Start	-	-	-
Shortest Start	-	-	-
Longest Relief	-	-	-
Hits	-	-	-
Runs	-	-	-
Earned Runs	-	-	-
Walks	-	-	-
Strikeouts	-	-	-
Pitches	-	-	-

CAREER HIGHS

Category	No.	Opponent (Last)	Date
Innings	3.1*	Northwestern	4/8/17
Longest Start	2.0*	Dartmouth	2/26/17
Shortest Start	0.1*	Binghamton	3/19/17
Longest Relief	3.1*	Northwestern	4/8/17
Hits	9	Kentucky	3/30/19
Runs	10	Kentucky	3/30/19
Earned Runs	7	Kentucky	3/30/19
Walks	4*	3x (Tennessee)	3/17/18
Strikeouts	4	Arkansas Pine Bluff	4/16/19
Pitches	56	Kentucky	3/30/19

*At Maryland

BIO CONTINUED

At Maryland (2017-18)

Played two seasons Maryland before playing at Arkansas ... Made 27 appearances, including seven starts, for the Terrapins... Against Northwestern during her freshman year, she turned in a career-best outing with 3.1 innings of work with three strikeouts...

Prior to College

Prepped at White Hall High School... In 2014, she helped lead the Bulldogs to the 5A state title... Was a three-time all-state selection... Earned four all-conference honors... Was a state all-star pick as a junior and a senior and was named to the 2014 Southeast Arkansas All-First Team as a pitcher.

Personal

Daughter of Gregg and Jennifer Graves... Has a sister, Amanda... Majoring in Communication.

BIO

Career Accolades

Academic All-Big Ten (2018, *at Maryland)

As a Redshirt Senior (2021)

Hit first career home run, a two-run shot, in a pinch hitting assignment against Northwestern State (March 6).

As a Senior (2020)

Did not see time inside the circle... Was used four times as a pinch hitter (0-for-4).

As a Junior (2019)

Made six appearances inside the circle, three of two innings or more for 10.1 total innings ... Struck out nine batters, including a season-high four against UAPB (April 16).

GAME-BY-GAME

Date	Opponent	Pos	AB	R	H	RBI	2B	3B	HR	BB	SB	CS	HBP	SAC	SF	GDP	K	PO	A	E	Avg
Feb 25	NORTH DAKOTA	ph	1	0	0	0	0	0	0	0	0	0	0	0	0	0	0	0	0	0	.000
Feb 26	TEXAS TECH	ph	1	0	0	0	0	0	0	0	0	0	0	0	0	0	0	0	0	0	.000
Mar 05	NORTHWESTERN	ph	1	0	0	0	0	0	0	0	0	0	0	0	0	0	1	0	0	0	.000
Mar 06	NORTHWESTERN	ph	1	1	1	2	0	0	1	0	0	0	0	0	0	0	0	0	0	0	.250
Mar 12	at South Carolina	ph	1	0	1	1	0	0	0	0	0	0	0	0	0	0	0	0	0	0	.400
Mar 13	at South Carolina	ph	1	0	0	0	0	0	0	0	0	0	0	0	0	0	0	0	0	0	.333
Mar 14	at South Carolina	ph	1	0	0	0	0	0	0	0	0	0	0	0	0	0	1	0	0	0	.286
Mar 16	LIBERTY	ph	1	0	0	0	0	0	0	0	0	0	0	0	0	0	0	1	0	0	.250
Mar 23	at Kansas City	ph	1	0	1	2	0	0	0	0	0	0	0	0	0	0	0	0	0	0	.333
Mar 24	at Kansas	*dh	1	0	0	0	0	0	0	1	0	0	0	0	0	0	0	0	0	0	.300
Mar 26	MISSISSIPPI STA	*dh	2	0	0	0	0	0	0	0	0	0	0	0	0	0	2	0	0	0	.250
Mar 27	MISSISSIPPI STA	*dh	2	1	0	1	0	0	0	1	0	0	1	0	0	0	2	0	0	0	.214
Totals		3gs	14	2	3	6	0	0	1	2	0	0	1	0	0	0	7	0	0	0	.214

On base pct. .353 • Slugging pct. .429

Lauren Graves Career Stats - Arkansas Only

Year	avg	qp-gs	ab	r	h	2b	3b	hr	rbi	tb	slg%	bb	hbp	so	qdp	ob%	sf	sh	sb-att	po	a	e	fld%
2019	.000	1-0	1	0	0	0	0	0	0	0	.000	0	0	1	0	.000	0	0	0-0	0	1	0	1.000
2020	.000	4-0	4	0	0	0	0	0	0	0	.000	0	0	3	0	.000	0	0	0-0	0	0	0	.000
2021	.214	12-3	14	2	3	0	0	1	6	6	.429	2	1	7	0	.353	0	0	0-0	0	0	0	.000
TOTAL	.158	17-3	19	2	3	0	0	1	6	6	.316	2	1	11	0	.273	0	0	0-0	0	1	0	1.000



LINNIE MALKIN

OF • R/R • 5-11 • Redshirt Junior
Broomfield, Colo. • Broomfield HS

22

SEASON HIGHS

Category	No.	Opponent (Last)	Date
Hits	3	3x (Central Arkansas)	4/21/21
Doubles	1	4x (Central Arkansas)	4/21/21
Triples	-	-	-
Home Runs	2	2x (Central Arkansas)	4/21/21
Total Bases	10	Central Arkansas	4/21/21
RBI's	5	North Dakota State	2/25/21
Runs	3	2x (Mississippi State)	3/27/21
Walks	4	Oklahoma State	2/11/21
ABs	7	McNeese	2/20/21

CAREER HIGHS

Category	No.	Opponent (Last)	Date
Hits	3	5x (Central Arkansas)	4/21/21
Doubles	1	13x (Central Arkansas)	4/21/21
Triples	-	-	-
Home Runs	2	3x (Central Arkansas)	4/21/21
Total Bases	10	Central Arkansas	4/21/21
RBI's	5	North Dakota State	2/25/21
Runs	3	3x (Mississippi State)	3/27/21
Walks	4	Oklahoma State	2/21/21
ABs	7	McNeese	2/20/21

BIO CONTINUED

game-winning fashion against LSU (April 18) as she helped propel the Razorbacks to an 8-5 win... Had three doubles on the year against Northern Colorado (Feb. 15), Wichita State (April 10), and Furman (April 14)... Contributed nine RBIs on 12 hits, while scoring two runs.

As a Freshman (2018)

Played in 23 games and made 14 starts... In her collegiate debut hit two home runs, drove in three runs and scored twice against Grand Canyon (Feb. 17)... Had multiple hits in three games.

Prior to Arkansas

Guided Broomfield HS to a state runner-up finish her senior year and registered a .603 batting average with 11 home runs, 35 RBIs and a 1.365 slugging percentage... Named the Colorado State Gatorade Player of the Year and 2016 SA Player of the Year.

Personal

Daughter of John and Angela Malkin... and has a brother, Matthew... Majoring in Sports Management.

BIO

As a Redshirt Junior (2021)

Hit the go-ahead two-run home run in the top of the 14th inning at McNeese (Feb. 20) and helped win the second-longest game in school history.

As a Junior (2020)

Made 23 starts in right field and two as the designated player... Led the team in home runs and RBI... Tied for the 11th most RBI in the SEC... Tied for the team lead with eight multiple RBI games... Collected two three hit games at New Mexico State (Feb. 8) and against Bradley (Feb. 9)... Hit a grand slam against Villanova (Feb. 28)... Totaled two four RBI games against South Dakota State (Feb. 21) and Villanova (Feb. 28)... Scored a career-high three runs against Villanova (Feb. 29).

As a Sophomore (2019)

Played in 36 games and made five starts, three as the designated player and two at third base... Lone long ball came in


GAME-BY-GAME

Date	Opponent	Pos	AB	R	H	RBI	2B	3B	HR	BB	SB	CS	HBP	SAC	SF	GDP	K	PO	A	E	Avg	
Feb 11	vs Oklahoma State	*dh	1	1	0	0	0	0	0	4	0	0	0	0	0	0	1	0	0	0	.000	
Feb 20	at McNeese	*dh	7	3	3	3	0	0	2	0	0	0	0	0	0	0	1	0	0	0	.375	
Feb 20	at McNeese	*dh	4	0	0	0	0	0	0	0	0	0	0	0	0	0	1	0	0	0	.250	
Feb 21	vs Baylor	*dh	3	0	1	2	0	0	0	0	0	0	0	0	0	0	2	0	0	0	.267	
Feb 21	at McNeese	*dh	3	1	1	2	0	0	1	0	0	0	0	0	0	0	1	0	0	0	.278	
Feb 22	at UT Arlington-1	*dh	4	1	1	3	0	0	1	0	0	0	0	0	0	0	1	0	0	0	.273	
Feb 22	at UT Arlington-2	*dh	3	0	0	0	0	0	1	0	0	0	0	0	0	0	0	0	0	0	.240	
Feb 25	NORTH DAKOTA	*dh	3	1	2	5	1	0	1	0	0	0	0	0	0	0	0	0	0	0	.286	
Feb 25	NORTH DAKOTA	*dh	3	0	1	0	0	0	0	0	0	1	0	0	0	0	0	0	0	0	.290	
Feb 26	TEXAS TECH	*dh/1	1	2	1	2	0	0	1	1	0	0	0	0	0	0	0	5	0	0	.312	
Feb 26	SOUTHEAST MIS	*dh	3	1	2	1	0	0	0	0	0	0	0	0	0	0	0	0	0	0	.343	
Feb 27	SOUTHEAST MIS	*dh	3	0	1	0	0	0	0	0	0	0	0	0	0	0	0	1	0	0	.342	
Feb 28	TEXAS TECH	*dh	4	0	1	0	0	0	0	0	0	0	0	0	0	0	1	0	0	0	.333	
Mar 04	DRAKE-1	*of	3	1	2	0	0	0	0	0	0	0	0	0	0	0	1	0	0	0	.356	
Mar 04	DRAKE-2	*of	3	0	0	0	0	0	0	0	0	0	0	0	0	0	0	1	0	0	.333	
Mar 05	KANSAS	*of	3	1	1	1	0	0	0	0	0	0	0	0	0	0	0	0	0	0	.333	
Mar 05	NORTHWESTERN	*of	2	0	0	0	0	0	0	1	0	0	0	0	0	0	0	0	0	0	.321	
Mar 06	NORTHWESTERN	*of	2	0	0	0	0	0	0	1	0	0	0	0	0	0	0	0	0	0	.309	
Mar 09	at Central Arkansas	*of/dh	3	1	1	1	0	0	1	0	0	0	0	0	0	0	0	0	0	0	.310	
Mar 12	at South Carolina	*of/dh	4	1	1	1	0	0	1	0	0	0	0	0	0	0	0	0	0	0	.306	
Mar 13	at South Carolina	*of/dh	5	0	1	1	0	0	0	0	0	0	1	0	0	0	0	1	0	0	.299	
Mar 14	at South Carolina	*of/dh	3	1	1	1	0	0	1	0	0	0	0	0	0	0	1	0	0	0	.300	
Mar 16	LIBERTY	*dh	4	0	1	0	0	0	0	1	0	0	0	0	0	0	2	0	0	0	.297	
Mar 19	OLE MISS	*dh	3	0	1	0	1	0	0	0	0	0	0	0	0	0	1	0	0	0	.299	
Mar 20	OLE MISS	*dh	3	0	0	0	0	0	0	0	0	0	0	0	0	0	0	1	0	0	.287	
Mar 21	OLE MISS	*dh	4	0	0	0	0	0	0	0	0	0	0	0	0	0	1	1	0	0	.274	
Mar 23	at Kansas City	*dh	3	1	1	1	1	0	2	0	0	0	0	0	0	0	0	0	0	0	.276	
Mar 24	at Kansas	*1b	4	1	2	1	0	0	1	0	0	0	0	0	0	0	0	2	0	0	.286	
Mar 26	MISSISSIPPI STA	*1b	3	1	1	2	0	0	1	0	0	0	0	0	0	0	1	4	0	0	.287	
Mar 27	MISSISSIPPI STA	*1b	4	3	3	1	0	0	1	0	0	0	0	0	0	0	0	5	1	0	.306	
Mar 28	MISSISSIPPI STA	*1b	2	0	0	0	0	0	0	1	0	0	0	0	0	0	2	3	0	0	.300	
Apr 01	at Auburn	*dh	3	0	0	0	0	0	0	0	0	0	1	0	0	0	1	0	0	0	.291	
Apr 02	at Auburn	*dh	3	0	0	0	0	0	0	0	0	0	0	0	0	0	1	0	0	0	.283	
Apr 03	at Auburn	*dh	4	0	1	1	0	0	0	0	0	0	0	0	0	0	1	0	0	0	.282	
Apr 06	MISSOURI STATE	*dh	2	1	1	1	0	0	1	1	0	0	0	0	0	0	1	0	0	0	.286	
Apr 09	ALABAMA	*dh	4	0	2	2	0	0	0	0	0	0	0	0	0	0	1	0	0	0	.293	
Apr 10	ALABAMA	*dh	3	0	1	0	0	0	0	0	0	0	0	0	0	0	0	0	0	0	.294	
Apr 11	ALABAMA	*dh	3	0	0	0	0	0	0	0	0	0	0	0	0	0	2	0	0	0	.287	
Apr 16	at Georgia	*dh	4	0	1	0	0	0	0	0	0	0	0	0	0	0	1	0	0	0	.286	
Apr 17	at Georgia	*dh	3	0	0	0	0	0	1	0	0	0	0	0	0	0	1	0	0	0	.279	
Apr 18	at Georgia	*dh	4	1	0	0	0	0	0	0	0	0	0	0	0	0	1	0	0	0	.271	
Apr 21	CENTRAL ARKAN	*dh	3	2	3	4	1	0	2	1	0	0	0	0	0	0	0	0	0	0	.287	
Totals			42gs	136	25	39	36	4	0	15	15	0	0	3	0	0	2	29	19	1	0	.287

On base pct. .370 • Slugging pct. .647

Linnie Malkin Career Stats

Year	avg	gp-gs	ab	r	h	2b	3b	hr	rbi	tb	slg%	bb	hbp	so	gdp	ob%	sf	sh	sb-att	po	a	e	fld%
2018	.279	23-14	43	8	12	2	0	3	8	23	.535	10	0	12	0	.415	0	0	0-0	3	0	0	1.000
2019	.293	36-5	41	2	12	3	0	1	9	18	.439	6	1	14	1	.396	0	0	0-0	0	1	1	.500
2020	.247	25-25	73	13	18	4	0	6	24	40	.548	7	4	17	2	.345	0	0	0-0	7	2	1	.900
2021	.287	42-42	136	25	39	4	0	15	36	88	.647	15	3	29	2	.370	0	0	0-0	19	1	0	1.000
TOTAL	.276	126-86	293	48	81	13	0	25	77	169	.577	38	8	72	5	.375	0	0	0-0	29	4	2	.943



HANNAH MCEWEN

OF • L/R • 5-7 • Redshirt Junior
San Diego, Calif. • Patrick Henry HS

23

SEASON HIGHS

Category	No.	Opponent (Last)	Date
Hits	3	Georgia	4/18/21
Doubles	1	5x (Ole Miss)	3/19/21
Triples	-	-	-
Home Runs	1	4x (Georgia)	4/18/21
Total Bases	6	Georgia	4/18/21
RBI's	2	2x (Georgia)	4/17/21
Runs	2	7x (Georgia)	4/18/21
Walks	4	McNeese	2/20/21
ABs	4	9x (Georgia)	4/18/21

CAREER HIGHS

Category	No.	Opponent (Last)	Date
Hits	4	4x (LSU)	4/19/19
Doubles	2	3x (Boston U)	3/2/19
Triples	1	3x (IUPUI)	2/24/19
Home Runs	2	Saint Louis	3/10/18
Total Bases	9	Saint Louis	3/10/18
RBI's	5	Marist	2/23/18
Runs	3	6x (Boston U)	2/20/20
Walks	4	McNeese	2/20/21
ABs	6	Furman	4/13/19

BIO CONTINUED

As a Sophomore (2019)

SEC regular season hits leader (73)... Reached base safely in 31 of 36 games against Top 75 RPI competition... Team leading .429 batting average in SEC play, third-best among SEC players... Had the longest hitting streak on the team (14 games)... First Razorback to finish regular season batting .400 or better (.402 on May 6).

As a Freshman (2018)

One of three players to start all 59 games of the season... Led the team in batting average (.339), slugging percentage (.582), on base percentage (.411), runs scored (45), hits (64), RBI (57), home runs (12), total bases (110) and walks (22)... 57 RBI were the most by a Razorback in a single season... Posted 5 RBIs against Marist (Feb. 23) in a 15-3 win... 18 games with multiple hits... Hit .333 in NCAA play at the NCAA Fayetteville Regional and the NCAA Norman Super Regional... Had three or more RBI in six games.

Prior to Arkansas

Won CIF Western League MVP honors... Registered a career-high .521 batting average and helped lead Patrick Henry High School to its second-consecutive CIF Division I runner-up finish... Finished her high school career with a .463 batting average, 187 hits, 64 extra-base hits and 156 runs scored.

BIO

Career Accolades

NFCA Second Team All-South Region (2019) ... First Team All-SEC (2019) ... Preseason All-SEC (2020, 2021) ... Softball America ... Preseason Top 100 - No. 69 (2020) ... D1softball Preseason Second Team All-American (2020) ... Softball America Short-Season All-America Third Team (2020)

As a Junior (2020)

Led the team and finished seventh in the SEC in batting average (.418)... Ranked third in the SEC and 15th nationally in on base percentage (.565) ... Led the team in doubles, runs scored and walks... Drew 0.76 walks per game, which ranked third in the SEC... Eight multi-hit games... Began season on a five-game hitting streak... Struck out six times in 67 at bats... Registered a season-high three hits and three runs scored against Boston U (Feb. 22)... Hit a three-run home run against Kent State (March 1).


GAME-BY-GAME

Date	Opponent	Pos	AB	R	H	RBI	2B	3B	HR	BB	SB	CS	HBP	SAC	SF	GDP	K	PO	A	E	Avg
Feb 11	vs Oklahoma State	*of	2	2	1	0	0	0	0	3	0	0	0	0	0	0	0	3	0	1	.500
Feb 20	at McNeese	*of	3	0	0	0	0	0	0	4	0	0	0	0	0	0	0	3	0	0	.200
Feb 20	at McNeese	*of	3	1	2	0	0	0	0	1	0	0	0	0	0	0	0	1	0	0	.375
Feb 21	vs Baylor	*of	3	1	1	2	1	0	0	1	0	0	0	0	0	0	0	1	0	0	.364
Feb 21	at McNeese	*of	2	0	2	0	1	0	0	2	0	0	0	0	0	0	0	1	0	0	.462
Feb 22	at UT Arlington-1	*of	3	2	2	0	0	0	0	1	0	0	0	0	0	0	0	1	0	0	.500
Feb 22	at UT Arlington-2	*of	3	2	2	1	0	0	1	0	0	0	1	0	0	0	0	4	0	0	.526
Feb 25	NORTH DAKOTA	*of	3	1	1	0	1	0	0	0	0	0	0	0	0	0	0	1	0	0	.500
Feb 25	NORTH DAKOTA	*of	3	1	0	0	0	0	0	1	0	0	0	0	0	0	1	3	0	0	.440
Feb 26	TEXAS TECH	*of	2	1	1	1	0	0	1	0	0	0	0	0	0	0	0	1	0	0	.444
Feb 26	SOUTHEAST MIS	*of	2	2	0	0	0	0	0	1	0	0	1	0	0	0	0	2	0	0	.414
Feb 27	SOUTHEAST MIS	*of	4	1	1	1	1	0	0	0	0	0	0	0	0	0	0	0	0	0	.394
Feb 28	TEXAS TECH	*of	4	1	2	0	0	0	0	0	0	0	0	0	0	0	0	2	0	0	.405
Mar 19	OLE MISS	*of	4	1	2	1	1	0	0	0	0	0	0	0	0	0	0	1	1	1	.415
Mar 20	OLE MISS	*of	4	1	2	0	0	0	1	0	0	0	0	0	0	0	0	2	0	0	.422
Mar 21	OLE MISS	*of	4	0	0	0	0	0	0	0	0	0	0	0	0	0	1	3	0	0	.388
Mar 23	at Kansas City	*of	4	2	1	0	0	0	0	1	0	0	0	0	0	0	1	0	0	0	.377
Mar 24	at Kansas	*of/dh	4	2	2	1	0	0	0	0	0	0	0	0	0	0	0	0	0	0	.386
Mar 26	MISSISSIPPI STA	*of	2	1	0	0	0	0	0	1	0	0	0	0	0	0	2	1	0	0	.373
Mar 27	MISSISSIPPI STA	*of	3	0	0	1	0	0	0	0	0	0	1	0	0	0	0	3	0	0	.355
Mar 28	MISSISSIPPI STA	*of/dh	2	1	1	0	1	0	0	1	1	0	0	0	0	0	1	0	0	0	.359
Apr 01	at Auburn	*of	3	1	1	1	0	0	0	0	0	0	1	0	0	0	0	1	0	0	.358
Apr 02	at Auburn	*of	2	1	0	0	0	0	0	2	0	0	0	0	0	0	1	1	0	0	.348
Apr 03	at Auburn	*of	3	1	2	1	0	0	0	1	0	0	0	0	0	0	0	1	0	0	.361
Apr 06	MISSOURI STATE	*of	3	1	1	0	1	0	0	0	0	0	0	0	0	0	0	0	0	0	.360
Apr 09	ALABAMA	*of	1	1	0	0	0	0	0	3	0	0	0	0	0	0	0	3	0	0	.355
Apr 10	ALABAMA	*of	3	0	2	0	0	0	0	0	0	0	0	0	0	0	0	1	0	0	.367
Apr 11	ALABAMA	*of	2	0	0	0	0	0	0	2	0	0	0	0	0	0	0	3	0	0	.358
Apr 16	at Georgia	*of	3	1	0	1	0	0	0	1	0	0	0	0	0	0	1	2	0	0	.345
Apr 17	at Georgia	*of	4	0	2	2	0	0	0	0	0	0	0	0	0	0	0	5	0	0	.352
Apr 18	at Georgia	*of	4	2	3	1	0	0	1	0	0	0	0	0	0	0	1	0	0	0	.370
Apr 21	CENTRAL ARKAN	*of	3	1	0	0	0	0	0	0	0	0	0	0	0	0	0	2	0	0	.358
Totals			32gs	95	32	34	15	7	0	4	27	1	0	4	0	0	9	52	1	2	.358

On base pct. .516 • Slugging pct. .558

Hannah McEwen Career Stats

Year	avg	gp-gs	ab	r	h	2b	3b	hr	rbi	tb	slg%	bb	hbp	so	gdp	ob%	sf	sh	sb-att	po	a	e	fld%
2018	.339	59-59	189	45	64	8	1	12	57	110	.582	22	4	13	0	.411	4	0	0-0	44	1	3	.938
2019	.386	58-58	189	43	73	12	1	2	26	93	.492	18	7	12	0	.452	3	0	0-0	54	2	6	.903
2020	.418	25-25	67	27	28	6	0	2	12	40	.597	19	5	6	0	.565	1	0	3-3	24	0	0	1.000
2021	.358	32-32	95	32	34	7	0	4	15	53	.558	27	4	9	0	.516	0	0	1-1	52	1	2	.964
TOTAL	.369	174-174	540	147	199	33	2	20	110	296	.548	86	20	40	0	.466	8	0	4-4	174	4	11	.942



NICOLE DUNCAN

INF/C • R/R • 5-7 • Redshirt Junior
Centralia, Mo. • Centralia HS

24

SEASON HIGHS

Category	No.	Opponent (Last)	Date
Hits	1	McNeese	2/20/21
Doubles	-	-	-
Triples	-	-	-
Home Runs	-	-	-
Total Bases	1	McNeese	2/20/21
RBI's	1	Mississippi State	3/27/21
Runs	1	Auburn	4/1/21
Walks	1	5x (Mississippi State)	3/27/21
ABs	6	McNeese	2/20/21

CAREER HIGHS

Category	No.	Opponent (Last)	Date
Hits	2	2x (Southeast Missouri)	2/22/19
Doubles	1	3x (South Carolina)	3/15/19
Triples	-	-	-
Home Runs	2	Grand Canyon	2/17/18
Total Bases	8	Grand Canyon	2/17/18
RBI's	4	2x (Villanova)	2/28/20
Runs	3	Villanova	2/28/20
Walks	2	2x (Northwestern State)	2/28/19
ABs	6	McNeese	2/20/21

BIO CONTINUED

Personal

Hit .337 with seven home runs and 29 RBIs for Centralia High School and was named to the Class 2A All-State First Team... Earned all-conference and all-district accolades... Earned a place on the Premier Girls Fastpitch (PGF) All-Central Region Team... Threw out 14 of 16 attempting base stealers... Bookended her prep career with state titles in 2013 and 2016... Academic all-state honoree... Also a four-year varsity member of the Centralia basketball team... Played travel ball for the DeMarini Aces. Colorado State Gatorade Player of the Year and 2016 5A Player of the Year.

Personal

Daughter of Delwyn and Mary Duncan... Has two siblings, Amber and Devan... Majoring in Food, Nutrition and Health.

BIO

As a Junior (2020)

Appeared in four games as a pinch hitter and pinch runner... Scored two runs.

As a Sophomore (2019)

Appeared in 55 of 58 games and made 52 starts... Transitioned from catcher to second base and made her debut at the position against Northern Colorado (Feb. 15)... Started 26 games at second before moving to third where she started for the remainder of the season... Batted .165 on the season, registering 18 hits in 109 at bats... Scored 22 runs and collected 14 RBIs... Recorded 71 putouts and 86 assists (second on the team in both categories)... Was hit by a pitch 17 times, a single-season high by any Razorback.

As a Freshman (2018)

Made six appearances as either a catcher or pinch hitter... scored one run and registered one putout behind the plate.

GAME-BY-GAME

Date	Opponent	Pos	AB	R	H	RBI	2B	3B	HR	BB	SB	CS	HBP	SAC	SF	GDP	K	PO	A	E	Avg
Feb 20	at McNeese	*2b	6	0	1	0	0	0	0	1	0	0	0	0	0	0	0	7	3	0	.167
Feb 20	at McNeese	*2b	3	0	0	0	0	0	0	0	0	0	0	0	0	0	2	2	1	0	.111
Feb 26	TEXAS TECH	ph	0	0	0	0	0	0	0	1	0	0	0	0	0	0	0	0	0	0	.111
Mar 06	NORTHWESTERN	ph/c	2	0	0	0	0	0	0	0	0	0	0	0	0	0	1	2	0	0	.091
Mar 12	at South Carolina	*3b	2	0	0	0	0	0	0	1	0	0	0	0	0	0	0	1	0	0	.077
Mar 13	at South Carolina	*3b	2	0	0	0	0	0	0	1	0	0	0	0	0	0	1	1	5	0	.067
Mar 14	at South Carolina	*3b	3	0	0	0	0	0	0	0	0	0	0	0	0	0	0	0	3	0	.056
Mar 16	LIBERTY	*3b	1	0	0	0	0	0	0	0	0	0	0	0	0	0	1	1	0	0	.053
Mar 23	at Kansas City	ph/c	1	0	0	0	0	0	0	0	0	0	0	0	0	0	0	1	0	0	.050
Mar 24	at Kansas	ph/3	2	0	0	0	0	0	0	0	0	0	0	0	0	0	1	0	1	0	.045
Mar 27	MISSISSIPPI STA	*3b	1	0	0	1	0	0	0	1	0	0	1	0	0	0	0	0	0	1	.043
Mar 28	MISSISSIPPI STA	*3b	2	0	0	0	0	0	0	0	0	0	0	0	0	0	2	0	0	0	.040
Apr 01	at Auburn	*3b	2	1	0	0	0	0	0	0	0	0	1	0	0	0	1	0	1	0	.037
Apr 02	at Auburn	*3b	2	0	0	0	0	0	0	0	0	0	0	0	0	0	2	1	5	0	.034
Apr 03	at Auburn	*3b	2	0	0	0	0	0	0	0	0	0	1	0	0	0	0	0	0	0	.032
Totals			10gs	31	1	1	1	0	0	5	0	0	2	2	0	0	9	16	21	1	.032

On base pct. .211 • Slugging pct. .032

Nicole Duncan Career Stats

Year	avg	gp-gs	ab	r	h	2b	3b	hr	rbi	tb	slq%	bb	hbp	so	gdp	ob%	sf	sh	sb-att	po	a	e	fld%
2018	.000	6-0	1	1	0	0	0	0	0	0	.000	0	0	0	0	.000	0	0	0-0	1	0	0	1.000
2019	.165	55-52	109	22	18	3	0	3	14	30	.275	19	17	44	2	.370	1	3	0-0	71	86	13	.924
2020	.000	4-0	0	2	0	0	0	0	0	0	.000	0	0	0	0	.000	0	0	0-0	0	0	0	.000
2021	.032	15-10	31	1	1	0	0	0	1	1	.032	5	2	9	0	.211	0	2	0-0	16	21	1	.974
TOTAL	.135	80-62	141	26	19	3	0	3	15	31	.220	24	19	53	2	.335	1	5	0-0	88	107	14	.933



BRAXTON BURNSIDE

INF • R/R • 5-6 • Graduate Student
Paragould, Ark. • Paragould HS (Missouri)

25

SEASON HIGHS

Category	No.	Opponent (Last)	Date
Hits	3	5x (Auburn)	4/2/21
Doubles	2	Auburn	4/2/21
Triples	-	-	-
Home Runs	2	4x (South Carolina)	3/13/21
Total Bases	9	2x (South Carolina)	3/13/21
RBIs	5	Southeast Missouri	2/26/21
Runs	3	4x (South Carolina)	3/13/21
Walks	4	Auburn	4/3/21
ABs	6	2x (South Carolina)	3/13/21

CAREER HIGHS

Category	No.	Opponent (Last)	Date
Hits	4	2x (Furman)	2/15/20
Doubles	2	2x (Auburn)	4/2/21
Triples	1*	2x (USF)	2/16/18
Home Runs	2	5x (Texas Tech)	2/28/21
Total Bases	11*	North Dakota State	3/18/17
RBIs	10*	North Dakota State	3/18/17
Runs	3	5x (Texas Tech)	2/28/21
Walks	4	Auburn	4/3/21
ABs	6	2x (South Carolina)	3/13/21

*At Missouri

BIO CONTINUED

hitting streak... In her first game in an Arkansas jersey, tallied two RBI against UTEP (Feb. 7)... Hit first Razorback home run and notched season-high three RBI against Nebraska (Feb. 9)... Collected three straight two hit games against Villanova (March 28), Kent State (March 28) and No. 9 Florida State (March 29)... Went 2-for-4 with a pair of singles in a win at No. 9 Alabama (March 6).

As a Transfer (2019)

Did not play due to transfer regulations.

At Missouri (2017, 2018)

Registered 99 hits with 48 runs scored, 15 home runs, 80 RBIs and 20 doubles in her two seasons with the Tigers... Collected NFCA and USA Softball National Player of the Week (March 18, 2017) honors following a week with three home runs... During that week posted 10 RBI in a single game against North Dakota State on two grand slams and a triple... Became on the third player in SEC history to notch 10 RBI in a game.

Prior to Arkansas

Hit 44 home runs at Paragould HS, most all-time in Arkansas high school softball history... Amassed 185 RBI with the Rams and carried a .551 batting average through her junior season... Three-time all-state performer.

Personal

Graduated in Dec. 2019 with a communication degree (3.94 GPA), pursuing a master's in human resource development.

BIO

Career Accolades

Preseason All-SEC (2021)... SEC Player of the Week (2x, 2021) ... NFCA Freshman of the Year Finalist (2017, *at Missouri) ... SEC All-Freshman Team (2017, *at Missouri) ... NFCA National Player of the Week (2017, *at Missouri) ... USA Softball National Player of the Week (2017, *at Missouri) ... SEC Freshman of the Week (2017, *at Missouri) ... CoSIDA Academic All-District First Team (2020) ... SEC First-Year Academic Honor Roll (2019) ... Easton/NFCA Scholar-Athlete (2017, 2019)

As a Graduate Student (2021)

Homered in three straight games (Feb. 26-28) hitting five total in that stretch... Dsoftball National Player of the Week (March 2)... Recorded four two homer games, had two in entire career prior to 2021... Single-season school home run record holder, hit 18th of the year at No. 25 Auburn (April 1).

As a Redshirt Junior (2020)

Started all 25 games at shortstop... Led the team in hits and ranked 12th in the SEC... Slugged a team-best .620... Registered a .960 fielding percentage and was ninth in the SEC with 43 assists... Led the team with 11 multi-hit games and went on a season-best nine game

GAME-BY-GAME

Date	Opponent	Pos	AB	R	H	RBI	2B	3B	HR	BB	SB	CS	HBP	SAC	SFGDP	K	PO	A	E	Avg	
Feb 11	vs Oklahoma State	*ss	5	2	2	4	0	0	2	0	0	0	0	0	0	1	1	2	1	1	.400
Feb 20	at McNeese	*ss	6	0	1	0	0	0	0	0	0	0	1	0	0	1	1	4	4	0	.273
Feb 20	at McNeese	*ss	4	1	3	0	0	0	0	0	0	0	0	0	0	0	0	1	4	0	.400
Feb 21	vs Baylor	*ss	2	1	0	0	0	0	0	0	0	0	2	0	0	0	1	4	1	0	.353
Feb 21	at McNeese	*ss	4	0	0	0	0	0	0	0	0	0	0	0	0	0	0	1	1	0	.286
Feb 22	at UT Arlington-1	*ss	3	2	1	0	0	0	1	0	0	0	0	0	0	0	2	4	1	0	.292
Feb 22	at UT Arlington-2	*ss	4	0	1	0	1	0	0	0	0	0	0	0	0	0	1	1	0	0	.286
Feb 25	NORTH DAKOTA	*ss	3	2	1	0	0	0	0	0	0	0	0	0	0	0	0	1	0	0	.290
Feb 25	NORTH DAKOTA	*ss	2	3	1	2	0	0	1	2	0	0	0	0	0	0	2	0	0	0	.303
Feb 26	TEXAS TECH	*ss	1	1	0	0	0	0	0	1	0	0	0	0	0	0	1	1	1	1	.294
Feb 26	SOUTHEAST MIS	*ss	3	3	2	5	0	0	2	1	0	0	0	0	0	0	1	1	1	1	.324
Feb 27	SOUTHEAST MIS	*ss	4	2	2	2	0	0	1	0	0	0	0	0	0	0	0	3	2	0	.341
Feb 28	TEXAS TECH	*ss	4	3	3	2	0	0	2	0	0	0	0	0	0	0	1	0	0	0	.378
Mar 04	DRAKE-1	*ss	3	0	2	1	1	0	0	1	0	0	0	0	0	0	2	2	0	0	.396
Mar 04	DRAKE-2	*ss	4	1	2	1	0	0	0	0	0	0	0	0	0	0	2	1	0	0	.404
Mar 05	KANSAS	*ss	3	2	2	2	0	0	1	1	0	0	0	0	0	0	2	1	0	0	.418
Mar 05	NORTHWESTERN	*ss	4	2	3	4	0	0	1	0	0	0	0	0	0	0	2	1	0	0	.441
Mar 06	NORTHWESTERN	*ss	2	2	1	4	0	0	1	1	0	0	0	0	0	0	1	0	0	0	.443
Mar 09	at Central Arkansa	*ss	3	1	0	0	0	0	0	0	0	0	1	0	0	0	1	0	0	0	.422
Mar 12	at South Carolina	*ss	3	1	1	2	0	0	1	1	0	0	0	0	0	0	2	0	0	0	.418
Mar 13	at South Carolina	*ss	6	3	3	3	0	0	2	0	0	0	0	0	0	0	0	3	3	0	.425
Mar 14	at South Carolina	*ss	2	1	1	2	0	0	1	2	0	0	0	0	0	0	0	0	2	0	.427
Mar 16	LIBERTY	*ss	3	0	0	0	0	0	0	2	0	0	0	0	0	0	1	2	1	0	.410
Mar 20	OLE MISS	*ss	3	1	0	0	0	0	0	0	0	0	1	0	0	0	2	0	4	0	.395
Mar 21	OLE MISS	*ss	4	0	1	0	1	0	0	0	0	0	0	0	0	0	1	2	0	0	.388
Mar 23	at Kansas City	*ss	3	1	0	1	0	0	0	2	0	0	0	0	0	0	0	0	1	0	.375
Mar 24	at Kansas	*ss	4	1	2	2	0	0	1	0	0	0	0	0	0	0	0	0	0	0	.380
Mar 26	MISSISSIPPI STA	*ss	2	0	0	0	0	0	0	1	0	0	0	0	0	0	3	0	0	0	.372
Mar 27	MISSISSIPPI STA	*ss	3	0	0	0	0	0	0	1	0	0	0	0	0	2	3	2	0	0	.361
Mar 28	MISSISSIPPI STA	*ss	3	1	1	2	0	0	1	0	0	0	0	0	0	1	4	1	0	0	.360
Apr 01	at Auburn	*ss	3	1	1	3	0	0	1	1	0	0	0	0	0	1	2	0	0	0	.359
Apr 02	at Auburn	*ss	4	1	3	3	2	0	1	0	0	0	0	0	0	0	1	0	6	0	.374
Apr 03	at Auburn	*ss	0	0	0	0	0	0	0	4	0	0	0	0	0	0	3	0	0	0	.374
Apr 06	MISSOURI STATE	*ss	2	1	1	1	0	0	1	1	0	0	0	0	0	0	0	0	1	0	.376
Apr 09	ALABAMA	*ss	2	1	0	0	0	0	2	0	0	0	0	0	0	0	0	2	1	0	.369
Apr 10	ALABAMA	*ss	2	1	1	0	0	0	1	1	0	0	0	0	0	0	0	0	0	0	.372
Apr 11	ALABAMA	*ss	2	0	1	0	0	0	2	0	0	0	0	0	0	1	1	2	0	0	.374
Apr 16	at Georgia	*ss	3	1	1	1	1	0	2	0	0	0	0	0	0	1	2	1	0	0	.373
Apr 17	at Georgia	*ss	2	1	1	0	0	0	1	0	0	0	0	1	0	0	0	3	0	0	.375
Apr 18	at Georgia	*ss	3	1	1	1	0	0	1	1	0	0	0	0	0	2	1	2	0	0	.374
Apr 21	CENTRAL ARKAN	*ss	5	1	2	1	0	0	1	0	0	0	0	0	0	0	2	3	0	0	.375
Totals			41gs	128	46	48	50	6	0	23	32	0	0	6	0	2	17	61	61	10	.375

On base pct. .518 • Slugging pct. .961

Braxton Burnside Career Stats - Arkansas Only

Year	avg	qp-gs	ab	r	h	2b	3b	hr	rbi	tb	slg%	bb	hbp	so	qdp	ob%	sf	sh	sb-att	po	a	e	fld%
2020	.392	25-25	79	16	31	3	0	5	20	49	.620	7	5	9	0	.467	1	1	0-0	29	43	3	.960
2021	.375	41-41	128	46	48	6	0	23	50	123	.961	32	6	17	2	.518	0	0	0-0	61	61	10	.924
TOTAL	.382	66-66	207	62	79	9	0	28	70	172	.831	39	11	26	2	.500	1	1	0-0	90	104	13	.937



RYLIN HEDGECKOCK

UTL • R/R • 5-9 • Redshirt Freshman
Valdosta, Ga. • Lowndes HS

28

SEASON HIGHS

Category	No.	Opponent (Last)	Date
Hits	1	Mississippi State	3/27/21
Doubles	-	-	-
Triples	-	-	-
Home Runs	-	-	-
Total Bases	1	Mississippi State	3/27/21
RBIs	1	Mississippi State	3/27/21
Runs	-	-	-
Walks	1	Mississippi State	3/28/21
ABs	3	Drake	3/4/21

CAREER HIGHS

Category	No.	Opponent (Last)	Date
Hits	1	3x (Nebraska)	2/9/20
Doubles	-	-	-
Triples	-	-	-
Home Runs	1	UTEP	2/7/20
Total Bases	4	UTEP	2/7/20
RBIs	3	UTEP	2/7/20
Runs	1	UTEP	2/7/20
Walks	1	5x (Mississippi State)	3/28/21
ABs	3	Drake	3/4/21

BIO CONTINUED

BIO

As a Freshman (2020)

Appeared in 18 total games, three pitching appearances... Team's primary pinch hitter... Hit a three run home run in first collegiate at bat to walk-off a 10-0 run-rule win over UTEP in the season opener (Feb. 7)... Notched a pinch hit RBI single against Bradley (Feb. 8)... Made collegiate debut inside the circle and struck out the side against Nebraska (Feb. 9)... Threw 0.2 innings and did not allow an earned run at No. 9 Alabama (March 7)

Prior to Arkansas

Posted a 1.10 ERA in her last two seasons... Holds the Lowndes HS record with 500 career strikeouts ... Led Lowndes to two Region Championships, including a fifth-place finish in the state tournament during sophomore campaign ... At the plate posted 11 or more home runs in a season three times, including a career-high 13 home runs and 49 RBIs her sophomore year... Hit over .400 each season of high school, including a .549 mark as a senior, with 12 homers and 43 RBIs... Played travel ball for Gainesville Gold.

Personal

Daughter of Russ Hedgecock and Heather Shoup... Has five siblings: Tori, Bryson, Hunter, Ashley and Savannah... Majoring in Exercise Science.

GAME-BY-GAME

Date	Opponent	Pos	AB	R	H	RBI	2B	3B	HR	BB	SB	CS	HBP	SAC	SF	GDP	K	PO	A	E	Avg
Feb 11	vs Oklahoma State	ph	1	0	0	0	0	0	0	0	0	0	0	0	0	0	1	0	0	0	.000
Feb 20	at McNeese	ph	1	0	0	0	0	0	0	0	0	0	0	0	0	0	1	0	0	0	.000
Feb 20	at McNeese	ph	1	0	0	0	0	0	0	0	0	0	0	0	0	0	1	0	0	0	.000
Feb 25	NORTH DAKOTA	ph	1	0	0	0	0	0	0	0	0	0	0	0	0	0	0	0	0	0	.000
Feb 26	TEXAS TECH	ph/d	2	0	0	0	0	0	0	0	0	0	0	0	0	0	1	0	0	0	.000
Feb 26	SOUTHEAST MIS	ph	1	0	0	0	0	0	0	0	0	0	0	0	0	0	0	0	0	0	.000
Mar 04	DRAKE-1	*dh	3	0	0	0	0	0	0	0	0	0	0	0	0	0	0	0	0	0	.000
Mar 09	at Central Arkansa	ph	0	0	0	0	0	0	0	0	0	0	0	1	0	0	0	0	0	0	.000
Mar 13	at South Carolina	ph	1	0	0	0	0	0	0	0	0	0	0	0	0	0	0	0	0	0	.000
Mar 16	LIBERTY	ph	1	0	0	0	0	0	0	0	0	0	0	0	0	0	0	0	0	0	.000
Mar 20	OLE MISS	ph	1	0	0	0	0	0	0	0	0	0	0	0	0	0	1	0	0	0	.000
Mar 27	MISSISSIPPI STA	ph	1	0	1	1	0	0	0	0	0	0	0	0	0	0	0	0	0	0	.071
Mar 28	MISSISSIPPI STA	ph	0	0	0	0	0	0	0	1	0	0	0	0	0	0	0	0	0	0	.071
Apr 10	ALABAMA	ph	1	0	0	0	0	0	0	0	0	0	0	0	0	0	0	1	0	0	.067
Apr 11	ALABAMA	ph	1	0	0	0	0	0	0	0	0	0	0	0	0	0	0	0	0	0	.062
Apr 16	at Georgia	ph	1	0	0	0	0	0	0	0	0	0	0	0	0	0	0	0	0	0	.059
Apr 18	at Georgia	ph	1	0	0	0	0	0	0	0	0	0	0	0	0	0	0	0	0	0	.056
Totals		1gs	18	0	1	1	0	0	0	1	0	0	0	1	0	0	1	5	0	0	.056

On base pct. .150 • Slugging pct. .056

Rylin Hedgecock Career Stats

Year	avg	qp-gs	ab	r	h	2b	3b	hr	rbi	tb	slg%	bb	hbp	so	gdp	ob%	sf	sh	sb-att	po	a	e	fld%
2020	.214	18-0	14	1	3	0	0	1	4	6	.429	4	1	4	0	.421	0	0	0-0	0	0	0	.000
2021	.056	17-1	18	0	1	0	0	0	1	1	.056	1	1	5	1	.150	0	0	0-0	0	0	0	.000
TOTAL	.125	35-1	32	1	4	0	0	1	5	7	.219	5	2	9	1	.282	0	0	0-0	0	0	0	.000



ALLIE LIGHT

UTL • R/R • 5-10 • Freshman
Lexington, S.C. • Lexington HS

31

SEASON HIGHS

Category	No.	Opponent (Last)	Date
Innings	3.0	South Carolina	3/13/21
Longest Start	-	-	-
Shortest Start	-	-	-
Longest Relief	3.0	South Carolina	3/13/21
Hits	5	2x (UTA)	2/22/21
Runs	3	McNeese	2/20/21
Earned Runs	2	McNeese	2/20/21
Walks	1	2x (McNeese)	2/21/21
Strikeouts	2	2x (South Carolina)	3/13/21
Pitches	54	McNeese	2/20/21

CAREER HIGHS

Category	No.	Opponent (Last)	Date
Innings	3.0	South Carolina	3/13/21
Longest Start	-	-	-
Shortest Start	-	-	-
Longest Relief	3.0	South Carolina	3/13/21
Hits	5	2x (UTA)	2/22/21
Runs	3	McNeese	2/20/21
Earned Runs	2	McNeese	2/20/21
Walks	1	2x (McNeese)	2/21/21
Strikeouts	2	2x (South Carolina)	3/13/21
Pitches	54	McNeese	2/20/21

BIO CONTINUED

BIO

Prior to Arkansas

Played at Lexington High School for head coaches Russell Spires and Laurie Epps ... Recorded a career ERA of 1.90 ... Captured a South Carolina 5A State Championship as a junior... As a senior threw 63.2 innings and compiled a 2.86 ERA with 73 strikeouts to 13 walks ... In junior season totaled 59 innings and a 1.07 ERA with a career-best 101 strikeouts to only two walks ... Pitched 38 innings as a sophomore with a 1.29 ERA allowing one walk to 22 strikeouts ... Freshman year pitched 20 innings with a 2.45 ERA ... Also hit .275 in her career with 26 RBI and four homers ... Played travel ball for the Carolina Elite and earned third in the Junior Olympic Cup as a junior.

Personal


Daughter of Sam and Tanya Light ... Has one sibling, Chandler ... Originally from Little Rock, Ark ... Majoring in international business and after graduation wishes to pursue a career that helps empower other females ... Has volunteered with the Samaritan's Women Home, Lakeside Senior Living, Relay for Live and Special Olympics.

GAME-BY-GAME

Date	Opponent	GS	IP	H	R	ER	BB	SO	2B	3B	HR	WP	BK	HBP	IBB	Score	W-L	Sv	ERA	NP
Feb 20	at McNeese		2.1	5	3	2	1	2	1	0	0	0	0	0	0	4-7	0-0	0	6.00	54
Feb 21	at McNeese		0.0	1	0	0	1	0	0	0	0	0	0	0	0	3-1	0-0	0	6.00	7
Feb 22	at UT Arlington-1		2.2	5	2	1	0	1	0	0	1	0	0	0	0	10-6	0-0	0	4.20	29
Mar 05	NORTHWESTERN		2.0	0	0	0	1	0	0	0	0	0	0	0	0	13-5	0-0	0	3.00	29
Mar 13	at South Carolina		3.0	4	1	1	1	2	0	1	0	1	0	0	0	7-5	0-0	0	2.80	45
Mar 23	at Kansas City		2.0	3	2	1	0	0	0	0	0	1	0	0	0	9-3	0-0	0	2.92	33
Totals		0	12.0	18	8	5	3	6	1	1	1	2	0	0	0	46-27	0-0	0	2.92	-

Allie Light Career Stats

Year	era	w-l	app	qs	cq	sho	sv	ip	h	r	er	bb	so	2b	3b	hr	bf	bavq	wp	hbp	bk	sfa	sha
2021	2.92	0-0	6	0	0	0/0	0	12.0	18	8	5	3	6	1	1	1	59	.327	2	0	0	0	1
TOTAL	2.92	0-0	6	0	0	0/0	0	12.0	18	8	5	3	6	1	1	1	59	.327	2	0	0	0	1



DANIELLE GIBSON

INF • L/R • 6-0 • Redshirt Junior
 Murrieta, Calif. • Murrieta Valley HS (Arizona State)

41

SEASON HIGHS

Category	No.	Opponent (Last)	Date
Hits	5	South Carolina	3/13/21
Doubles	2	2x (South Carolina)	3/13/21
Triples	-	-	-
Home Runs	2	2x (Northwestern St.)	3/6/21
Total Bases	10	Northwestern St.	3/5/21
RBI's	5	2x (Georgia)	4/16/21
Runs	2	7x (Central Arkansas)	4/21/21
Walks	1	11x (Central Arkansas)	4/21/21
ABs	6	McNeese	2/20/21

CAREER HIGHS

Category	No.	Opponent (Last)	Date
Hits	5	South Carolina	3/13/21
Doubles	2	3x (South Carolina)	3/13/21
Triples	1	Campbell	2/8/19
Home Runs	4	SIUE	2/23/19
Total Bases	16	SIUE	2/23/19
RBI's	10	SIUE	2/23/19
Runs	4	SIUE	2/23/19
Walks	2	7x (FGCU)	2/16/20
ABs	7*	Oregon State	4/8/18

*At Arizona State

BIO CONTINUED

As a Sophomore (2019)

Made history when she tied the SEC record with four home runs in a game and became just the second softball player to hit for the home run cycle and the first to do it in four innings ... Only the third player in the SEC to ever record 10 RBI's in a game... 16 total bases vs. SIUE is tied for 2nd most in NCAA history... Named SEC Co-Player of the Week and USA Softball Co-Player of the Week for her performance... Led the Razorbacks with a .640 slugging percentage (6th highest single-season record), 12 home runs and 110 total bases ... Finished third on the team in batting average (.349) and on base percentage (.397)... Hit the game-winning home run in the series opener against Kentucky (March 29)... Recorded eight multiple-RBI games.

At Arizona State (2018)

Registered 57 hits with 27 runs scored, 12 home runs, 39 RBI and 12 doubles... Led the team in home runs (12), doubles (12), extra-base hits (24), slugging percentage (.633), while on-base percentage (.417) and RBI (39) ranked second and batting average (.343) ranked third... 16 multi-hit games, and multiple home runs in two games... 14 hits through the first month of the season, including hits in 19-of-21 games from Feb. 23-March 31, going 29-for-60 and boosting her average to .432 during that time... One of three freshmen to be named to the All-PAC-12 First Team.

BIO

Career Accolades

NFCA Third Team All-South Region (2019) ... NFCA Second Team All-West Region (2018, *at Arizona State) ... USA Softball Player of the Week (2019) ... SEC Player of the Week (2019, 2021) ... Pac-12 All-Conference First Team (2018, *at Arizona State) ... Pac-12 All-Freshman Team (2018, *at Arizona State) ... NFCA Freshman of the Year Finalist (2018, *at Arizona State)

As a Redshirt Junior (2021)

Hit two grand slams against Drake and Northwestern State... Counting Arizona State stats from freshman year, hit 35 career homers ... First career 5-for-5 game at South Carolina (Mar 13) and reached six times with a walk ... Doubled in four straight games Mar. 19-23.

As a Junior (2020)

Started all 25 games at first base... Went on a seven game hitting streak and totaled four multi-hit games... Slammed go-ahead two run homer in the seventh inning when Arkansas was down to its final two outs in a win at New Mexico State (Feb. 8)... Tied career-high of four hits in a win at No. 9 Alabama (March 6)... Collected three two RBI games against New Mexico State (Feb. 8), Furman (Feb. 15) and Villanova (Feb. 29).

GAME-BY-GAME

Date	Opponent	Pos	AB	R	H	RBI	2B	3B	HR	BB	SB	CS	HBP	SAC	SF	GDP	K	PO	A	E	Avg	
Feb 11	vs Oklahoma State	*1b	5	1	3	1	2	0	0	0	0	0	0	0	0	0	1	3	0	1	.600	
Feb 20	at McNeese	*1b	6	0	1	0	0	0	0	1	0	0	0	0	0	0	0	11	0	0	.364	
Feb 20	at McNeese	*1b	4	0	1	1	0	0	0	0	0	0	0	0	0	0	0	6	1	0	.333	
Feb 21	vs Baylor	*1b	4	2	2	3	1	0	1	0	0	0	0	0	0	0	0	2	0	0	.368	
Feb 21	at McNeese	*1b	4	0	1	0	0	0	0	0	0	0	0	0	0	0	0	4	0	0	.348	
Feb 22	at UT Arlington-1	*1b	3	2	3	2	1	0	0	1	0	0	0	0	0	0	0	12	0	0	.423	
Feb 22	at UT Arlington-2	*1b	3	0	1	2	1	0	0	1	0	0	0	0	0	0	0	5	0	0	.414	
Feb 25	NORTH DAKOTA	*1b	3	2	3	0	0	0	0	0	0	0	0	0	0	0	0	9	0	0	.469	
Feb 25	NORTH DAKOTA	*1b	4	0	1	2	0	1	0	0	0	0	0	0	0	0	0	3	1	0	.444	
Feb 26	TEXAS TECH	*1b/d	1	0	0	0	0	0	0	0	0	0	0	0	0	0	0	0	0	0	.432	
Feb 26	SOUTHEAST MIS	*1b	4	0	0	0	0	0	0	0	0	0	0	0	0	0	0	7	1	0	.390	
Feb 27	SOUTHEAST MIS	*1b	4	1	2	1	1	0	1	0	0	0	0	0	0	0	0	11	0	0	.400	
Feb 28	TEXAS TECH	*1b	4	1	3	3	0	0	1	0	0	0	0	0	0	0	0	3	0	0	.429	
Mar 04	DRAKE-1	*1b	4	0	0	0	0	0	0	0	0	0	0	0	0	0	2	6	1	0	.396	
Mar 04	DRAKE-2	*1b	4	1	2	4	1	0	1	0	0	0	0	0	0	0	0	6	0	0	.404	
Mar 05	KANSAS	*1b	4	0	1	1	0	0	0	0	0	0	0	0	0	0	0	7	0	0	.393	
Mar 05	NORTHWESTERN	*1b	4	2	3	4	1	0	2	0	0	0	0	0	0	0	0	7	1	0	.415	
Mar 06	NORTHWESTERN	*1b	3	2	2	5	0	2	0	0	0	0	0	0	0	0	0	4	0	0	.426	
Mar 09	at Central Arkansas	*1b	3	1	1	2	0	0	1	1	0	0	0	0	0	0	0	4	1	0	.423	
Mar 12	at South Carolina	*1b	4	0	1	0	0	0	0	0	0	0	0	0	0	0	0	1	1	0	.413	
Mar 13	at South Carolina	*1b	5	1	5	0	2	0	0	1	0	0	0	0	0	0	0	8	1	0	.450	
Mar 14	at South Carolina	*1b	3	0	0	0	0	0	0	1	0	0	0	0	0	0	0	1	5	0	.434	
Mar 16	LIBERTY	*1b	4	0	0	0	0	0	0	0	0	0	1	0	0	0	0	9	0	0	.414	
Mar 19	OLE MISS	*1b	4	1	2	1	1	0	0	0	0	0	0	0	0	0	0	8	0	0	.418	
Mar 20	OLE MISS	*1b	4	1	2	2	1	0	1	0	0	0	0	0	0	0	0	12	0	0	.421	
Mar 21	OLE MISS	*1b	3	1	2	0	1	0	0	1	0	0	0	0	0	0	0	5	0	0	.429	
Mar 23	at Kansas City	*1b	3	0	2	1	1	0	0	1	0	0	1	0	0	0	0	15	0	0	.436	
Apr 01	at Auburn	*1b	4	1	0	0	0	0	0	0	0	0	0	0	0	0	0	5	0	0	.419	
Apr 02	at Auburn	*1b	4	0	0	0	0	0	0	0	0	0	0	0	0	0	0	12	0	0	.404	
Apr 03	at Auburn	*1b	4	0	0	0	0	0	0	0	0	0	0	0	0	0	0	2	5	1	.389	
Apr 06	MISSOURI STATE	*1b	3	2	2	2	0	1	0	0	0	0	0	0	0	0	0	7	0	0	.397	
Apr 09	ALABAMA	*1b	3	0	0	0	0	0	0	1	0	0	0	0	0	0	0	2	8	0	.387	
Apr 10	ALABAMA	*1b	3	0	0	0	0	0	0	0	0	0	0	0	0	0	0	1	8	0	.377	
Apr 11	ALABAMA	*1b	3	0	1	0	0	0	0	0	0	0	0	0	0	0	0	2	7	1	.376	
Apr 16	at Georgia	*1b	4	1	2	5	1	0	1	0	0	0	0	0	0	0	0	6	1	0	.380	
Apr 17	at Georgia	*1b	3	1	1	2	0	1	0	0	0	0	0	0	0	0	0	2	0	0	.379	
Apr 18	at Georgia	*1b	3	0	1	0	0	0	0	1	0	0	0	0	0	0	0	6	0	0	.378	
Apr 21	CENTRAL ARKAN	*1b	3	2	1	0	0	0	0	1	0	0	0	0	0	0	0	5	1	0	.377	
Totals			38gs	138	26	52	44	15	1	13	11	0	0	2	0	1	0	12	244	11	1	.377

On base pct. .428 • Slugging pct. .783

Danielle Gibson Career Stats - Arkansas Only

Year	avg	gp-gs	ab	r	h	2b	3b	hr	rbi	tb	slg%	bb	hbp	so	gdp	ob%	sf	sh	sb-att	po	a	e	fld%
2019	.349	55-55	172	33	60	12	1	12	45	110	.640	13	2	25	1	.397	2	0	0-0	70	7	2	.975
2020	.295	25-25	78	10	23	4	0	1	14	30	.385	7	2	9	0	.364	1	0	0-0	154	4	4	.975
2021	.377	38-38	138	26	52	15	1	13	44	108	.783	11	2	12	0	.428	1	0	0-0	244	11	1	.996
TOTAL	.348	118-118	388	69	135	31	2	26	103	248	.639	31	6	46	1	.401	4	0	0-0	468	22	7	.986



SAM TORRES

OF • L/L • 5-2 • Redshirt Sophomore
Temecula, Calif. • Chaparral HS

42

SEASON HIGHS

Category	No.	Opponent (Last)	Date
Hits	2	7x (Auburn)	4/3/21
Doubles	1	Kansas City	3/23/21
Triples	-	-	-
Home Runs	-	-	-
Total Bases	2	8x (Auburn)	4/3/21
RBI's	3	Mississippi State	3/27/21
Runs	2	2x (Kansas)	3/24/21
Walks	1	10x (Georgia)	4/17/21
ABs	4	5x (Alabama)	4/9/21

CAREER HIGHS

Category	No.	Opponent (Last)	Date
Hits	2	7x (Auburn)	4/3/21
Doubles	1	Kansas City	3/23/21
Triples	-	-	-
Home Runs	-	-	-
Total Bases	2	8x (Auburn)	4/3/21
RBI's	3	Mississippi State	3/27/21
Runs	2	2x (Kansas)	3/24/21
Walks	1	10x (Georgia)	4/17/21
ABs	4	5x (Alabama)	4/9/21

BIO CONTINUED

the 2015 season... Through the first three seasons of her prep career, carried a .483 batting average with 117 hits and a .557 slugging percentage... Played travel ball for Athletics Mercado... Had a pair of top-20 PGF Nationals finishes including a seventh-place showing in 2017.

BIO

As a Sophomore (2020)

Appeared in 17 games primarily as a pinch runner and defensive replacement... Scored six runs... Registered two at bats and drew one walk against Montana (Feb. 22).

As a Freshman (2019)

Appeared in 41 of 58 games and made four starts against Auburn (May 3-5) and Georgia in the SEC Tournament (May 9)... Served as a pinch runner 19 times and scored 11 runs... Made 31 appearances in the outfield, registered 18 putouts and committed one error in 19 chances.

Prior to Arkansas

Ranked as the No. 198 recruit in the country... Two-time Offensive MVP for Chapparral High School... Twice named to the All-Southwestern League Second Team... Earned Top Freshman accolades after hitting .494 with 39 hits in 29 games during

GAME-BY-GAME

Date	Opponent	Pos	AB	R	H	RBI	2B	3B	HR	BB	SB	CS	HBP	SAC	SF	GDP	K	PO	A	E	Avg
Feb 11	vs Oklahoma State	ph/of	1	0	0	0	0	0	0	0	0	0	0	0	0	0	0	1	0	0	.000
Feb 22	at UT Arlington-1	ph/of	1	0	0	0	0	0	0	0	0	0	0	0	0	0	0	0	0	0	.000
Feb 22	at UT Arlington-2	of	0	0	0	0	0	0	0	0	0	0	0	0	0	0	0	0	0	0	.000
Feb 27	SOUTHEAST MIS	*of	3	0	2	0	0	0	0	0	0	0	0	0	0	0	1	0	0	0	.400
Feb 28	TEXAS TECH	*of	1	0	0	0	0	0	0	1	0	0	0	1	0	0	0	1	0	0	.333
Mar 04	DRAKE-2	ph	1	1	0	0	0	0	0	0	0	0	0	0	0	0	0	0	0	0	.286
Mar 05	KANSAS	ph	1	1	0	0	0	0	0	0	0	0	0	0	0	0	0	0	0	0	.250
Mar 05	NORTHWESTERN	of	1	1	1	0	0	0	0	0	0	0	0	0	0	0	0	0	0	0	.333
Mar 06	NORTHWESTERN	pr/ph	1	1	1	0	0	0	0	0	0	0	0	0	0	0	0	1	0	0	.400
Mar 09	at Central Arkansa	of	1	0	0	0	0	0	0	0	0	0	0	0	0	0	0	0	0	0	.364
Mar 12	at South Carolina	*of	3	1	1	0	0	0	0	0	0	1	0	0	0	0	1	3	0	0	.357
Mar 13	at South Carolina	*of/of	4	2	1	0	0	0	0	1	0	0	0	1	0	0	1	0	0	0	.333
Mar 14	at South Carolina	*of	3	1	1	0	0	0	0	1	0	0	0	0	0	0	1	3	0	0	.333
Mar 16	LIBERTY	*of	3	0	0	0	0	0	0	1	0	0	0	1	0	0	0	0	0	0	.292
Mar 19	OLE MISS	*of	4	1	2	0	0	0	0	0	0	0	0	0	0	0	1	3	0	0	.321
Mar 20	OLE MISS	*of	2	0	1	0	0	0	0	1	0	0	0	0	0	0	0	1	0	0	.333
Mar 21	OLE MISS	*of	3	0	2	0	0	0	0	0	0	0	0	0	0	0	1	3	0	0	.364
Mar 23	at Kansas City	*of	3	1	2	1	0	0	0	1	0	0	0	0	0	0	1	1	0	0	.389
Mar 24	at Kansas	*of	4	2	1	0	1	0	0	0	0	0	0	0	0	0	1	1	0	1	.375
Mar 26	MISSISSIPPI STA	*of	2	0	1	0	0	0	0	1	0	0	0	0	0	0	1	2	0	0	.381
Mar 27	MISSISSIPPI STA	*of	3	0	2	3	0	0	0	1	0	0	0	0	0	0	0	0	0	0	.400
Mar 28	MISSISSIPPI STA	*of	4	1	1	0	0	0	0	0	1	0	0	0	0	0	1	1	0	0	.388
Apr 01	at Auburn	*of	3	1	2	0	0	0	0	0	0	0	0	0	0	0	0	1	0	0	.404
Apr 02	at Auburn	*of	3	1	1	0	0	0	0	0	0	0	0	0	0	0	2	0	0	0	.400
Apr 03	at Auburn	*of	3	0	2	0	0	0	0	0	0	0	0	0	0	0	0	2	0	0	.414
Apr 06	MISSOURI STATE	*of	3	0	0	0	0	0	0	0	0	0	0	0	0	0	2	0	0	0	.393
Apr 09	ALABAMA	*of	4	1	1	0	0	0	0	0	0	0	0	0	0	0	2	2	0	0	.385
Apr 10	ALABAMA	*of	3	0	0	0	0	0	0	0	0	0	0	0	0	0	1	0	0	0	.368
Apr 11	ALABAMA	*of	2	0	0	0	0	0	0	1	0	0	0	0	0	0	2	1	0	0	.357
Apr 16	at Georgia	*of	3	0	1	0	0	0	0	0	0	0	0	0	0	0	1	1	0	0	.356
Apr 17	at Georgia	*of	1	1	0	0	0	0	0	1	0	0	0	1	0	0	0	1	0	0	.351
Apr 18	at Georgia	*of	1	0	0	0	0	0	0	0	0	0	1	0	0	0	0	1	0	0	.347
Apr 21	CENTRAL ARKAN	*of	3	0	0	0	0	0	0	0	0	1	0	0	0	0	1	1	0	0	.333
Totals			25gs	78	17	26	4	1	0	10	1	0	2	5	0	0	21	31	0	1	.333

On base pct. .422 • Slugging pct. .346

Sam Torres Career Stats

Year	avg	gp-gs	ab	r	h	2b	3b	hr	rbi	tb	slg%	bb	hbp	so	qdp	ob%	sf	sh	sb-att	po	a	e	fld%
2019	.154	41-4	13	12	2	0	0	0	0	2	.154	0	0	2	0	.154	0	1	1-1	18	0	1	.947
2020	.000	17-0	2	6	0	0	0	0	0	0	.000	1	0	0	0	.333	0	0	0-1	3	0	0	1.000
2021	.333	33-25	78	17	26	1	0	0	4	27	.346	10	2	21	0	.422	0	5	1-1	31	0	1	.969
TOTAL	.301	91-29	93	35	28	1	0	0	4	29	.312	11	2	23	0	.387	0	6	2-3	52	0	2	.963



ALY MANZO

INF • L/R • 5-7 • Redshirt Senior
Roseville, Calif. • Roseville HS

66

SEASON HIGHS

Category	No.	Opponent (Last)	Date
Hits	2	5x (Georgia)	4/18/21
Doubles	1	4x (Georgia)	4/18/21
Triples	-	-	-
Home Runs	-	-	-
Total Bases	3	Georgia	4/18/21
RBI's	1	2x (Kansas)	3/24/21
Runs	1	3x (Mississippi State)	3/27/21
Walks	1	2x (Georgia)	4/18/21
ABS	5	Liberty	3/17/21

CAREER HIGHS

Category	No.	Opponent (Last)	Date
Hits	2	11x (Auburn)	4/2/21
Doubles	1	8x (Drake)	3/4/21
Triples	1	2x (SIUE)	2/23/19
Home Runs	1	2x (South Carolina)	3/16/19
Total Bases	4	South Carolina	3/16/19
RBI's	3	Saint Francis (Pa.)	3/17/18
Runs	2	Nevada	3/1/19
Walks	1	12x (Georgia)	4/18/21
ABS	5	Liberty	3/17/21

BIO CONTINUED

the series (March 16).

As a Sophomore (2018)

Played in 28 games and made 16 starts... Recorded four multi-hit performances... Had a career-high three RBI's and a triple against Saint Francis (Pa.) (March 16)... Started red-hot in her first three appearances going 6-for-9 with three runs scored... Hit first career home run against UT Arlington (March 20).

As a Freshman (2017)

Appeared in two games including her debut as a pinch runner against CSUN (Feb. 17)... Scored the game-tying run in the top of the seventh of an 8-7 win over the Matadors... Had first career at bat in game one of doubleheader against UMKC (March 7).

Prior to Arkansas

Named to the Capital Valley Conference (CVC) All-Conference First Team her junior year... Posted a career-high .449 batting average and led the team in hits and doubles during the 2015 campaign in which she was the runner-up for CVC MVP honors... Two-time selection to the All-Sierra Foothill League (SFL) First Team as a freshman and sophomore...

BIO

As a Redshirt Senior (2021)

Multi-hit games against South Carolina (Mar 14), Liberty (Mar. 16) and Kansas (Mar. 24) and Auburn (April 2).

As a Senior (2020)

Appeared in three games as a pinch hitter... Delivered a two RBI pinch hit single against Bradley (Feb. 8).

As a Junior (2019)

Made 34 appearances and made 11 starts (10 at shortstop, one at second)... Finished with a .264 batting average, recording 14 hits in 53 at bats... Posted three multiple-hit performances against Nevada (March 1), Boston U (March 2) and South Carolina (March 17)... Batted .467 during the Wooo Pig Classic (Feb. 28-March 2), going 7-for-15 and hit two doubles and scored three runs... Had three walks and three sacrifice hits over the course of the season... One of five Razorbacks to hit a triple and did so against SIUE (Feb. 23)... Hit a solo home run against South Carolina to top of Arkansas' 7-4 comeback win to secure


GAME-BY-GAME

Date	Opponent	Pos	AB	R	H	RBI	2B	3B	HR	BB	SB	CS	HBP	SAC	SF	GDP	K	PO	A	E	Avg
Feb 11	vs Oklahoma State	ph	1	0	0	0	0	0	0	0	0	0	0	0	0	0	0	0	0	0	.000
Feb 21	at McNeese	of	1	0	0	0	0	0	0	0	0	0	0	0	0	0	0	0	0	0	.000
Feb 22	at UT Arlington-1	ph	1	0	0	0	0	0	0	0	0	0	0	0	0	0	1	0	0	0	.000
Feb 26	TEXAS TECH	ph	1	0	1	0	1	0	0	0	0	0	0	0	0	0	0	0	0	0	.250
Feb 28	TEXAS TECH	ph	1	0	0	0	0	0	0	0	0	0	0	0	0	0	0	0	0	0	.200
Mar 04	DRAKE-1	ph	1	0	1	0	1	0	0	0	0	0	0	0	0	0	0	0	0	0	.333
Mar 04	DRAKE-2	*dh	3	0	1	0	0	0	0	0	0	0	0	0	0	0	0	0	0	0	.333
Mar 05	KANSAS	*dh	3	0	1	0	0	0	0	0	0	0	0	0	0	0	1	0	0	0	.333
Mar 05	NORTHWESTERN	*dh	3	1	1	0	0	0	0	0	0	0	0	0	0	0	0	0	0	0	.333
Mar 06	NORTHWESTERN	*dh	1	1	0	0	0	0	0	1	0	0	0	0	0	0	0	0	0	0	.312
Mar 09	at Central Arkansa	*dh	2	0	0	0	0	0	0	0	0	0	0	0	0	0	1	0	0	0	.278
Mar 12	at South Carolina	*dh	2	0	1	0	0	0	0	0	0	0	0	0	0	0	0	0	0	0	.300
Mar 13	at South Carolina	*dh/p	4	0	2	0	0	0	0	0	0	0	0	0	0	0	0	0	0	0	.333
Mar 14	at South Carolina	*dh	2	0	0	0	0	0	0	0	0	0	0	0	0	0	0	0	0	0	.308
Mar 16	LIBERTY	*of	5	0	2	0	0	0	0	0	0	0	0	0	0	0	0	0	0	0	.323
Mar 19	OLE MISS	*of	3	0	0	0	0	0	0	0	0	0	0	0	0	0	0	0	0	0	.294
Mar 20	OLE MISS	*of/dh	2	0	0	0	0	0	0	0	0	0	1	0	0	0	0	0	0	0	.278
Mar 21	OLE MISS	*of	3	0	0	1	0	0	0	0	0	0	0	0	0	0	0	0	0	0	.256
Mar 23	at Kansas City	*of	2	0	0	0	0	0	0	0	0	0	0	0	0	0	1	0	0	0	.244
Mar 24	at Kansas	*of/dh	4	0	2	1	0	0	0	0	0	0	0	0	0	0	0	0	0	0	.267
Mar 26	MISSISSIPPI STA	*of	2	0	0	0	0	0	0	0	0	0	0	0	0	0	2	0	0	0	.255
Mar 27	MISSISSIPPI STA	*of/dh	4	1	1	0	0	0	0	0	0	0	0	0	0	0	0	1	1	0	.255
Mar 28	MISSISSIPPI STA	*of	3	0	1	1	0	0	0	0	0	0	0	0	0	0	0	2	0	0	.259
Apr 01	at Auburn	*of	2	0	1	1	0	0	0	0	0	0	0	0	0	0	0	1	0	0	.268
Apr 02	at Auburn	*of	2	0	2	0	0	0	0	0	0	0	0	0	0	0	0	0	0	0	.293
Apr 03	at Auburn	*of	2	0	0	0	0	0	0	0	0	0	0	0	0	0	0	0	0	0	.283
Apr 06	MISSOURI STATE	*of	2	0	1	0	1	0	0	0	0	0	0	0	0	0	0	0	0	0	.290
Apr 09	ALABAMA	*of/dh	4	0	0	0	0	0	0	0	0	0	0	0	0	0	3	2	0	0	.273
Apr 10	ALABAMA	*of	1	0	0	0	0	0	0	0	0	0	0	0	0	0	1	0	0	0	.269
Apr 11	ALABAMA	*of	1	0	0	0	0	0	0	0	0	0	0	0	0	0	1	0	0	0	.265
Apr 16	at Georgia	*of	3	0	1	0	0	0	0	0	0	0	0	0	0	0	0	1	0	0	.268
Apr 17	at Georgia	*of	2	0	0	0	0	0	0	0	0	0	0	0	0	0	1	1	0	0	.260
Apr 18	at Georgia	*of/ph	3	0	2	0	1	0	0	1	0	0	0	0	0	0	0	2	0	0	.276
Apr 21	CENTRAL ARKAN	*of/dh	3	0	1	0	0	0	0	0	0	0	0	0	0	0	0	1	0	0	.278
Totals			28gs	79	3	22	4	4	0	2	0	0	1	1	0	1	12	11	1	0	.278

On base pct. .305 • Slugging pct. .329

Aly Manzo Career Stats

Year	avg	gp-gs	ab	r	h	2b	3b	hr	rbi	tb	slg%	bb	hbp	so	gdp	ob%	sf	sh	sb-att	po	a	e	fld%
2017	.000	2-0	1	1	0	0	0	0	0	0	.000	0	0	1	0	.000	0	0	0-0	0	0	0	.000
2018	.273	28-16	55	7	15	3	1	1	7	23	.418	7	1	3	0	.365	0	2	1-1	9	19	0	1.000
2019	.264	34-11	53	7	14	3	1	1	4	22	.415	3	0	10	0	.304	0	3	0-0	14	23	5	.881
2020	.333	3-0	3	0	1	0	0	0	2	1	.333	0	0	1	0	.333	0	0	0-0	0	0	0	.000
2021	.278	34-28	79	3	22	4	0	0	4	26	.329	2	1	12	1	.305	0	1	0-0	11	1	0	1.000
TOTAL	.272	101-55	191	18	52	10	2	2	17	72	.377	12	2	27	1	.322	0	6	1-1	34	43	5	.939



JENNA BLOOM

RHP • R/R • 5-7 • Redshirt Freshman
Huntington Beach, Calif. • Edison HS

72

SEASON HIGHS

Category	No.	Opponent (Last)	Date
Innings	6.2	2x (Ole Miss)	3/21/21
Longest Start	6.2	2x (Ole Miss)	3/21/21
Shortest Start	2.0	Northwestern St.	3/5/21
Longest Relief	3.1	Alabama	4/9/21
Hits	5	2x (Ole Miss)	3/21/21
Runs	4	2x (Northwestern St.)	3/5/21
Earned Runs	4	2x (Northwestern St.)	3/5/21
Walks	3	South Carolina	3/14/21
Strikeouts	9	Ole Miss	3/21/21
Pitches	110	UTA	2/22/21

CAREER HIGHS

Category	No.	Opponent (Last)	Date
Innings	7.0	Kansas	3/10/20
Longest Start	7.0	Kansas	3/10/20
Shortest Start	0.2	Montana	2/22/20
Longest Relief	4.0	Villanova	2/29/20
Hits	5	4x (Ole Miss)	3/21/21
Runs	5	3x (Alabama)	3/7/20
Earned Runs	5	2x (Alabama)	3/7/20
Walks	3	5x (South Carolina)	3/14/21
Strikeouts	10	Kansas	3/10/20
Pitches	114	Kent State	2/28/20

BIO CONTINUED

Prior to Arkansas

Prepped at Edison High School... Ranked No. 43 in the final FloSoftball Hot 100... During the 2019 state tournament run, struck out 24 batters in 12.1 innings of work while allowing just one earned run and led Edison to its first playoff win in two years... Against nationally-ranked Mission Viejo High School, struck out 15 batters while allowing just one hit in a five-inning 10-0 win... struck out every out of the game... Finished senior last season with a 6-4 record inside the circle... Played travel ball for Athletics Mercado.

Personal

Daughter of Daniel and Melonie Bloom ... Has one brother, Jacob ... Mother Melonie played volleyball for San Diego State from 1992-97 ... Enjoys traveling, trying new foods and hanging out with her family ... Majoring in political science and wants to work as a worker's compensation attorney for police and fire after college.

BIO

Career Accolades

SEC First-Year Academic Honor Roll (2020)

Freshman (2020)


Led the Arkansas pitching staff with 68 strikeouts, a .208 opponent batting average and three saves ... 10.9 strikeouts per seven innings ranked 12th nationally and was the only freshman to rank inside the top 15 ... Three saves ranked fourth-most in the SEC and ninth nationally ... Had five or more strikeouts in seven of 16 outings ... Made collegiate debut in the season opener against UTEP (Feb. 7) throwing a scoreless inning of relief with a strikeout ... Recorded first career win throwing four scoreless innings while only allowing one hit and striking out six against Furman (Feb. 15) ... Struck out six consecutive hitters over 2.1 innings to earn first career save at FGCU (Feb. 16) ... In first career appearance against a top-25 team, threw 1.0 inning of relief work against No. 23 Baylor (Feb. 27) and retired the side in order with two strikeouts ... Earned first career complete game shutout, striking out a career-best 10 in a 1-0 win over Kansas (March 10).

GAME-BY-GAME

Date	Opponent	GS	IP	H	R	ER	BB	SO	2B	3B	HR	WP	BK	HBP	IBB	Score	W-L	Sv	ERA	NP
Feb 11	vs Oklahoma State	1.1	3	4	4	2	2	0	0	0	0	0	0	0	0	11-12	0-0	0	21.00	45
Feb 20	at McNeese	0.1	1	1	1	2	0	0	0	0	0	0	0	0	0	4-7	0-1	0	21.00	13
Feb 22	at UT Arlington-2	*	6.2	5	3	3	2	7	1	0	2	1	0	0	0	4-3	1-1	0	6.72	110
Feb 25	NORTH DAKOTA	*	1.0	0	0	0	0	2	0	0	0	0	0	0	0	9-0	1-1	0	6.00	8
Feb 26	SOUTHEAST MIS	*	4.1	3	2	2	1	4	1	0	0	1	0	0	0	9-3	2-1	0	5.12	71
Mar 04	DRAKE-1	*	3.0	1	1	1	0	2	1	0	0	0	0	0	0	6-3	3-1	0	4.62	30
Mar 04	DRAKE-2	*	0.0	2	0	0	0	0	0	0	0	0	0	0	0	6-4	3-1	0	4.62	12
Mar 05	NORTHWESTERN	*	2.0	3	4	4	2	0	0	0	1	0	0	0	0	13-5	3-1	0	5.62	44
Mar 14	at South Carolina	*	4.1	4	2	2	3	3	3	0	0	0	1	0	0	3-2	4-1	0	5.17	90
Mar 21	OLE MISS	*	6.2	5	2	2	1	9	3	0	0	1	0	0	0	3-2	4-1	0	4.48	102
Mar 23	at Kansas City	*	2.0	0	0	0	1	2	0	0	0	1	0	0	0	9-3	5-1	0	4.20	21
Mar 27	MISSISSIPPI STA	*	2.2	3	1	1	0	1	1	0	0	0	0	0	0	8-7	6-1	0	4.08	40
Apr 03	at Auburn	*	5.0	3	0	0	0	3	1	0	0	0	0	0	0	2-0	7-1	0	3.56	70
Apr 09	ALABAMA	*	3.1	2	0	0	1	1	0	0	0	0	0	0	0	3-5	7-1	0	3.28	52
Apr 18	at Georgia	*	4.0	4	2	2	2	4	0	0	2	1	0	0	0	5-2	8-1	0	3.30	62
Apr 21	CENTRAL ARKAN	*	4.1	3	2	2	2	7	0	1	0	0	1	0	0	7-6	8-1	0	3.29	85
Totals		8	51.0	42	24	24	19	47	11	1	7	5	0	2	0	102-64	8-1	0	3.29	-

Jenna Bloom Career Stats

Year	era	w-l	app	gs	cq	sho	sv	ip	h	r	er	bb	so	2b	3b	hr	bf	bavq	wp	hbp	bk	sfa	sha
2020	3.21	4-2	16	7	1	1/2	3	43.2	35	25	20	21	68	6	0	4	198	.208	4	7	0	0	2
2021	3.29	8-1	16	8	0	0/2	0	51.0	42	24	24	19	47	11	1	7	216	.219	5	2	0	2	1
TOTAL	3.25	12-3	32	15	1	1/4	3	94.2	77	49	44	40	115	17	1	11	414	.214	9	9	0	2	3



AUDRIE LAVALLEY

INF • L/R • 5-6 • Redshirt Sophomore
Choctaw, Okla. • Oklahoma (Carl Albert HS)

99

SEASON HIGHS

Category	No.	Opponent (Last)	Date
Hits	2	North Dakota State	2/25/21
Doubles	-	-	-
Triples	-	-	-
Home Runs	1	3x (Southeast Mo.)	2/26/21
Total Bases	4	3x (Southeast Mo.)	2/26/21
RBI's	3	Southeast Missouri	2/26/21
Runs	1	11x (South Carolina)	3/13/21
Walks	3	Oklahoma State	2/11/21
AB's	4	Drake	3/4/21

CAREER HIGHS

Category	High	Opponent (Last)	Date
Hits	2	3x (North Dakota St.)	2/25/21
Doubles	1*	2x (Hofstra)	2/16/19
Triples	-	-	-
Home Runs	1	5x (UTA)	2/22/21
Total Bases	5	Furman	2/15/20
RBI's	4	Nebraska	2/9/20
Runs	2	2x (UTEP)	2/7/20
Walks	3	Oklahoma State	2/11/21
AB's	4	2x (Drake)	3/4/21

*At Oklahoma

BIO CONTINUED

Prior to Arkansas

Earned four letters at Carl Albert High School... Named all-district and Big All-City all four seasons and earned all-state honors as a senior... Led her team to four district championships and regional titles, culminating in the 5A state title in her senior season... Spent time at shortstop and in the circle... Hit .528 during her career (.500 or better each year) with a .596 on-base percentage, 218 runs scored, 217 RBI, 52 doubles, 32 triples, 33 home runs, 78 walks to 50 strikeouts and 51 stolen bases... Threw 204.1 career innings with a 28-10 record, two saves, a 1.98 earned run average and 144 strikeouts... Played travel ball for Oklahoma Athletics Premier... won multiple Top Gun championships.

Personal

Daughter of Joe and Renee LaValley... has two siblings, Gavin and Christina... Brother Gavin is an infielder for the Kansas City Monarch in the independent American Association was a fourth round draft selection out of high school (2014) by Cincinnati... Cousin, Zadi LaValley, is a freshman infielder on Baylor's softball team and also wears No. 99... Cousin, Carter LaValley, is a redshirt freshman infielder at Oklahoma... Majoring in Recreation and Sports Management.

BIO

As a Sophomore (2020)

Played in 16 games and made 11 starts... Scored two runs and walked twice in her Arkansas debut against UTEP (Feb. 7)... Smashed a grand slam against Nebraska for her first homer in an Arkansas jersey (Feb. 9)... Delivered the game-tying two RBI pinch hit single in the seventh inning in win over Kansas (March 10)... Collected a pair of two hit games against New Mexico State (Feb. 9) and Furman (Feb. 15).

At Oklahoma (2019)

Played in 37 games, primarily serving as a pinch runner... Scored 16 runs, including two at Iowa State (April 28)... Recorded her first career hit with a double against Charlotte (Feb. 9)... Tallied an RBI double and scored a run against Hofstra (Feb. 16)... In first Big 12 at-bat, recorded a single against Baylor (April 7)... Hit first career home run and scored two runs at Iowa State (April 28).

GAME-BY-GAME

Date	Opponent	Pos	AB	R	H	RBI	2B	3B	HR	BB	SB	CS	HBP	SAC	SF	GDP	K	PO	A	E	Avg	
Feb 11	vs Oklahoma State	*2b	1	1	0	2	0	0	0	3	0	0	0	0	0	0	1	2	1	0	.000	
Feb 21	vs Baylor	*2b	1	1	0	0	0	0	0	2	0	0	0	0	0	0	0	1	1	0	.000	
Feb 21	at McNeese	*2b	3	0	0	0	0	0	0	0	0	0	0	0	0	0	1	4	3	0	.000	
Feb 22	at UT Arlington-1	*2b	3	1	1	1	0	0	1	1	0	1	0	0	0	0	0	2	3	0	.125	
Feb 22	at UT Arlington-2	*2b	2	1	1	1	0	0	1	0	0	0	0	0	0	0	1	0	0	0	.200	
Feb 25	NORTH DAKOTA	*2b	3	1	1	0	0	0	0	0	0	0	0	0	0	0	1	1	2	0	.231	
Feb 25	NORTH DAKOTA	*2b	3	0	2	0	0	0	0	0	0	0	0	0	0	0	0	0	1	1	.312	
Feb 26	TEXAS TECH	*2b	2	0	0	0	0	0	0	0	0	0	0	0	0	0	0	1	0	0	.278	
Feb 26	SOUTHEAST MIS	*2b	3	1	1	3	0	0	1	0	0	0	0	0	0	0	1	1	1	0	.286	
Feb 27	SOUTHEAST MIS	*2b	3	0	0	0	0	0	0	0	0	0	0	0	0	0	1	3	0	0	.250	
Feb 28	TEXAS TECH	*2b	2	1	0	1	0	0	0	1	0	0	0	0	0	0	1	1	0	0	.231	
Mar 04	DRAKE-1	*2b	4	0	0	0	0	0	0	0	0	0	0	0	0	0	1	1	0	0	.200	
Mar 04	DRAKE-2	*2b	2	1	0	0	0	0	0	1	0	0	0	0	0	0	0	2	0	0	.188	
Mar 05	KANSAS	*2b	2	0	0	1	0	0	0	1	0	0	0	0	0	0	0	1	0	0	.176	
Mar 05	NORTHWESTERN	*2b	1	1	0	0	0	0	0	2	0	0	0	0	0	0	0	1	0	0	.171	
Mar 06	NORTHWESTERN	*2b	2	0	0	0	0	0	0	0	0	0	0	0	0	0	1	0	0	0	.162	
Mar 09	at Central Arkansas	*2b	2	1	0	0	0	0	0	1	0	0	0	0	0	0	0	1	1	0	.154	
Mar 13	at South Carolina	pr/2b	1	1	0	0	0	0	0	0	0	0	0	0	0	0	0	1	0	0	.150	
Mar 19	OLE MISS	*2b	1	0	0	0	0	0	0	0	0	0	0	0	0	0	1	0	2	0	.146	
Apr 21	CENTRAL ARKAN	ph	1	0	0	0	0	0	0	0	0	0	0	0	0	0	1	0	0	0	.143	
Totals			18gs	42	11	6	9	0	0	3	12	0	1	4	1	0	0	11	24	14	1	.143

On base pct. .379 • Slugging pct. .357

Audrie LaValley Career Stats - Arkansas Only

Year	avg	qp-gs	ab	r	h	2b	3b	hr	rbi	tb	slg%	bb	hbp	so	qdp	ob%	sf	sh	sb-att	po	a	e	fld%
2020	.259	16-11	27	7	7	0	0	2	11	13	.481	3	1	8	0	.355	0	0	2-2	13	12	2	.926
2021	.143	20-18	42	11	6	0	0	3	9	15	.357	12	4	11	0	.379	0	1	0-1	24	14	1	.974
TOTAL	.188	36-29	69	18	13	0	0	5	20	28	.406	15	5	19	0	.371	0	1	2-3	37	26	3	.955

RADIO/TV ROSTER CHART



00
KAITLYN HOWARD
 Fr. • 5-7 • L/L
 UTL • East End Ark.



1
RYAN JACKSON
 R-Sr. • 5-6 • R/R
 OF • Chino Hills, Calif.



2
VALERIE VENTURA
 R-So. • 5-6 • R/R
 INF • Oxnard, Calif.



3
LARISSA CESENA
 R-So. • 5-7 • L/R
 INF/OF • Riverside, Calif.



4
MARY HAFF
 R-Jr. • 5-10 • R/R
 RHP • Winter Haven, Fla..




5
LAUREN HOWELL
 Fr. • 5-7 • R/R
 RHP • Jefferson City, Mo.




6
CALLY KILDOW
 Fr. • 5-7 • R/R
 UTL • Gravette, Ark.



9
AUTUMN STORMS
 R-Sr. • 5-10 • R/R
 RHP • Temecula, Calif.



12
ABBY GORDON
 Fr. • 6-0 • R/R
 C • Garden Plain, Kan.



13
KAYLA GREEN
 R-Jr. • 5-9 • R/R
 C • Temecula, Calif.



16
KEELY HUFFINE
 R-Sr. • 5-6 • R/R
 UTL • Harrisburg, Ark.



18
MARLENE FRIEDMAN
 Fr. • 5-5 • R/R
 INF • Huntington Beach, Calif.



20
HANNAH GAMMILL
 Fr. • 5-8 • R/R
 INF • Beebe, Ark.



21
LAUREN GRAVES
 R-Sr. • 5-8 • R/R
 UTL • White Hall, Ark.




22
LINNIE MALKIN
 R-Jr. • 5-11 • R/R
 OF • Broomfield, Colo.



23
HANNAH MCEWEN
 R-Jr. • 5-7 • L/R
 OF • San Diego, Calif.



24
NICOLE DUNCAN
 R-Jr. • 5-7 • R/R
 INF/C • Centralia, Mo.



25
BRAXTON BURNSIDE
 Gr. • 5-6 • R/R
 INF • Paragould, Ark.



28
RYLIN HEDGECOCK
 R-Fr. • 5-9 • R/R
 UTL • Valdosta, Ga.



31
ALLIE LIGHT
 Fr. • 5-10 • R/R
 UTL • Lexington, S.C.



41
DANIELLE GIBSON
 R-Jr. • 6-0 • L/R
 INF • Murrieta, Calif.



42
SAM TORRES
 R-So. • 5-2 • L/L
 OF • Temecula, Calif.



66
ALY MANZO
 R-Sr. • 5-7 • L/R
 INF • Roseville, Calif.



72
JENNA BLOOM
 R-Fr. • 5-10 • R/R
 RHP • Huntington Beach, Calif.



99
AUDRIE LAVALLEY
 R-So. • 5-6 • L/R
 INF • Choctaw, Okla.



COURTNEY DEIFEL
 Head Coach
 Sixth Season



MATT MEUCHEL
 Assistant Coach
 Fifth Season



YOLANDA MCRAE
 Assistant Coach
 Sixth Season



ANNIE SMITH
 Volunteer Assistant Coach
 Second Season



TORI STAFFORD
 Graduate Manager
 First Season