



# GAME NOTES

## 2021 SCHEDULE

OVERALL: 43-9 | SEC: 19-5  
H: 24-5 | A: 18-2 | N: 1-2 | L10: 6-4 | TOP 25: 14-7

DATE	OPPONENT	LOCATION	TIME/RESULT
F11	#10 Oklahoma State!	Monroe, La.	L, 12-11
F12	Lipscomb!	Monroe, La.	Canceled
F12	Jacksonville State!	Monroe, La.	Canceled
F13	#10 Oklahoma State!	Monroe, La.	Canceled
F13	at ULM!	Monroe, La.	Canceled
F20	at McNeese#	Lake Charles, La.	W, 6-4 (14)
F20	at McNeese#	Lake Charles, La.	L, 7-4
F21	#18 Baylor#	Lake Charles, La.	W, 7-2
F21	at McNeese#	Lake Charles, La.	W, 3-1
F22	at UTA	Arlington, Texas	W, 10-6
F22	at UTA	Arlington, Texas	W, 4-3
F25	North Dakota State (DH)^	Fayetteville, Ark.	W, 9-0 (5)
F25	North Dakota State (DH)^	Fayetteville, Ark.	W, 5-0
F26	Texas Tech^	Fayetteville, Ark.	W, 9-0 (5)
F26	Southeast Missouri^	Fayetteville, Ark.	W, 9-3
F27	Southeast Missouri^	Fayetteville, Ark.	W, 6-3
F28	Texas Tech^	Fayetteville, Ark.	W, 8-0 (6)
M4	Drake (DH)%	Fayetteville, Ark.	W, 6-3
M4	Drake (DH)%	Fayetteville, Ark.	W, 6-4
M5	Kansas%	Fayetteville, Ark.	W, 8-3
M5	Northwestern State%	Fayetteville, Ark.	W, 13-5 (6)
M6	Northwestern State%	Fayetteville, Ark.	W, 13-2 (5)
M9	at Central Arkansas	Conway, Ark.	W, 4-1
M12	at #20 South Carolina*	Columbia, S.C.	W, 4-1
M13	at #20 South Carolina*	Columbia, S.C.	W, 7-5 (10)
M14	at #20 South Carolina*	Columbia, S.C.	W, 3-2
M16	Liberty	Fayetteville, Ark.	L, 2-0 (10)
M19	Ole Miss*	Fayetteville, Ark.	W, 5-1
M20	Ole Miss*	Fayetteville, Ark.	W, 3-2 (8)
M21	Ole Miss*	Fayetteville, Ark.	W, 3-2 (8)
M23	at Kansas City	Kansas City, Mo.	W, 9-3
M24	at Kansas	Lawrence, Kan.	W, 7-4
M26	Mississippi State*	Fayetteville, Ark.	W, 2-0
M27	Mississippi State*	Fayetteville, Ark.	W, 8-7
M28	Mississippi State*	Fayetteville, Ark.	W, 4-3
A1	at #25 Auburn*	Auburn, Ala.	W, 6-1
A2	at #25 Auburn*	Auburn, Ala.	W, 3-0
A3	at #25 Auburn*	Auburn, Ala.	W, 2-0
A6	Missouri State	Fayetteville, Ark.	W, 9-1 (5)
A9	#3 Alabama*	Fayetteville, Ark.	L, 5-3
A10	#3 Alabama*	Fayetteville, Ark.	W, 4-0
A11	#3 Alabama*	Fayetteville, Ark.	L, 2-0
A16	at #20 Georgia*	Athens, Ga.	W, 10-3
A17	at #20 Georgia*	Athens, Ga.	W, 5-2
A18	at #20 Georgia*	Athens, Ga.	W, 5-2
A21	Central Arkansas	Fayetteville, Ark.	W, 7-6 (8)
A24	#19 Missouri*	Fayetteville, Ark.	L, 6-3
A25	#19 Missouri*	Fayetteville, Ark.	L, 10-1
A26	#19 Missouri*	Fayetteville, Ark.	W, 8-4
M1	at #14 LSU*	Baton Rouge, La.	W, 1-0
M3	at #14 LSU*	Baton Rouge, La.	L, 2-1
M3	at #14 LSU*	Baton Rouge, La.	W, 4-1
M13	#17 Tennessee\$	Tuscaloosa, Ala.	L, 1-0
M21	Manhattan@	Fayetteville, Ark.	W, 8-0 (5)
M22	South Dakota State@	Fayetteville, Ark.	W, 4-0
M23	Stanford@	Fayetteville, Ark.	W, 7-3
M28	#11 Arizona\$	Fayetteville, Ark.	6 p.m.
M29	#11 Arizona\$	Fayetteville, Ark.	4 p.m.
M30	#11 Arizona\$ (IF)	Fayetteville, Ark.	8 p.m.
J3-9	NCAA WCWS@	Oklahoma City, Okla.	TBA

! Best on the Bayou Classic | # Cowgirl Classic | ^ Razorback Invitational  
% Woo Pig Classic | \* SEC games | \$ SEC Tournament | @ NCAA Regional  
| \$ NCAA Super Regional

Home games played at Bogle Park | Times central/subject to change  
^ Rankings from ESPN.com/USA Softball Poll



MAY 28, 2021 AT 6 P.M. (CT)  
**#11 ARIZONA (39-13, 12-10 PAC-12)**  
AT  
**#6 ARKANSAS (43-9, 19-5 SEC)**  
ESPNU  
PAM WARD (PLAY-BY-PLAY)  
JENNY DALTON-HILL (ANALYST)

## THE SERIES

Arkansas is making its 10th appearance in the NCAA Tournament... 13-18 (.419) all-time in the NCAA Tournament... 6-6 in NCAA Tournament games under Courtney Deifel... Hosting first Super Regional... Hogs are 22-9 vs. NCAA Tournament teams this year, 6-3 vs. non-conference teams... First time facing Arizona in the postseason, 0-1 all-time against the Wildcats... Full series history found on the bottom of the page 4.

## RAZORBACK NOTABLES

### Need to Know

Arkansas won the program's first SEC Championship (shared with Florida) with a 4-1 victory at LSU on May 3rd (Game 2) after being picked to finish sixth in the SEC Coaches' Preseason Poll... Became the first team not named Florida or Alabama to win the SEC's regular season title since Tennessee in 2007... Finished SEC play 11-1 on the road, the league's best mark since adopting the current 24-game conference schedule in 2013... 7-2 in game one of three-game series this season... Finished above .500 in SEC play for the fourth time in the program's 25 total seasons (1999, 2000, 2013)... This season's .792 winning percentage in SEC games is the best in program history (previous best .633 in 2000)... Won 31 of 32 games from Feb. 20 through April 6... Started 12-0 in SEC play for the first time in program history, previous best start in SEC play was 5-0 in 2009... 12-game SEC winning streak is the longest in program history, surpassing eight-game league winning streaks in 1999 and 2000... 12-0 start to SEC play is the best by any SEC team since Florida started 13-0 in 2009... Swept opening series at South Carolina, recording first road league sweep since 2009 against Mississippi State... Swept five SEC series this year, most in program history since the current scheduling format started in 2013... Five SEC sweeps in one year is more than the total number from 2013-20... Arkansas recorded six SEC series sweeps in 2000, sweeping five two-game series against Florida, Georgia, South Carolina, Tennessee and Kentucky and a four-game series against Ole Miss... 19 SEC wins ties the single-season school record set in 2000 (19-11)... 6-1 in SEC play in one-run games... 24-4 in non-conference games... Earlier this season went on a program-best 19-game win streak, previous program-best was 12 games in 1999 and 2008... 12-game win streak snapped against Alabama, first time in program history that a team has two 12 or more game winning streaks in the same season... No. 5 ranking in the NFCA Poll (Week 14) is the highest in program history.

### Last Time Out

Arkansas outscored its opponents a combined 19-3 in the Fayetteville Regional last weekend and went 3-0, advancing to the program's second super regional and first at home. The Razorbacks hit .299/.382/.494 as a team and totaled 9 XBH (3 HR, 6 2B) while limiting the opposition to a .243/.273/.270 line with only 2 XBH (2 2B) allowed. DP Linnie Malkin hit a team-best .444 (4-for-9) and hit 2 home runs with 7 RBI. Arkansas scored two runs in the top of the first against Stanford, before the Cardinal responded posting three runs in the bottom of the inning. After the Hogs scored two runs in the fourth, Malkin slugged a three-run homer to center, providing a much-needed cushion. Stanford brought the tying run to the plate in the bottom of the seventh and left the bases loaded. The Razorbacks pitching staff did not allow an earned run all weekend (19.0 IP) and Mary Haff was sensational going 3-0 in 17.0 IP (0 R) allowing 11 hits and 2 walks with 15 strikeouts.

### Bogle Bombers

The Razorbacks have been on a power surge this season, totaling 87 home runs to lead the SEC and rank tied for fourth nationally. Burnside paces the team with 24 homers, which leads the SEC and second nationally behind Oklahoma's Jocelyn Alo (27). Designated player Linnie Malkin's 18 jacks are 17th nationally and fourth in the SEC and Danielle Gibson's 15 homers are 41st nationally and tenth in the SEC. Four players have double-digit bombs this year, which includes catcher Kayla Green's 12 homers.

### NATIONAL HOME RUN LEADERS

Rank	Team	Home Runs	Games
1.	Oklahoma	142	50
2.	Wichita State	103	55
3.	Arizona State	95	49
4.	<b>Arkansas</b>	<b>92</b>	<b>52</b>

## BY THE NUMBERS



.265	287	367	152	4-6	2.16	.213
AVG.	RUNS	HITS	XBH	SB-ATT	ERA	OPP. AVG.
.332	344	453	162	26-29	1.97	.209



2021 TEAM QUICK FACTS

TEAM INFORMATION

2020 Overall Record \_\_\_\_\_ 19-6  
 2020 SEC Record \_\_\_\_\_ 1-2  
 NCAA Postseason \_\_\_\_\_ Not Contested  
 SEC Finish \_\_\_\_\_ T-6th  
 Home Record \_\_\_\_\_ 11-3  
 Away Record \_\_\_\_\_ 3-2  
 Neutral Record \_\_\_\_\_ 5-1  
 Letterwinners Returning/Lost \_\_\_\_\_ 21/1  
 Starters Returning/Lost \_\_\_\_\_ 8/1  
 Newcomers \_\_\_\_\_ 7

COACHING STAFF

Head Coach \_\_\_\_\_ Courtney Deifel (Sixth Season)  
 Assistant Coach \_\_\_\_\_ Yolanda McRae (Sixth Season)  
 Assistant Coach \_\_\_\_\_ Matt Meuchel (Fifth Season)  
 Volunteer Assistant \_\_\_\_\_ Annie Smith (Second Season)  
 Graduate Manager \_\_\_\_\_ Tori Stafford (First Season)  
 Director of Operations \_\_\_\_\_ Paige Williams (Fifth Season)

TEAM HISTORY

First Year of Program \_\_\_\_\_ 1997  
 All-Time Record \_\_\_\_\_ 713-749-1 (.481)  
 All-Time SEC Record \_\_\_\_\_ 222-422 (.337)  
 SEC Championships/Last \_\_\_\_\_ None  
 NCAA Appearances/Last \_\_\_\_\_ Nine/2019  
 Highest Preseason Rank \_\_\_\_\_ 12/14 (2018)  
 Highest Preseason SEC \_\_\_\_\_ 5th (2018)  
 Highest In-Season Rank \_\_\_\_\_ 6 (ESPN) / 5 (NFCA) Week 14, 2021

UNIVERSITY INFORMATION

Location \_\_\_\_\_ Fayetteville, Ark.  
 Founded \_\_\_\_\_ March 27, 1871  
 Enrollment \_\_\_\_\_ 27,558  
 Nickname \_\_\_\_\_ Razorbacks  
 School Colors \_\_\_\_\_ Cardinal and White  
 Affiliation \_\_\_\_\_ NCAA Division I  
 Conference \_\_\_\_\_ Southeastern (SEC)  
 Chancellor \_\_\_\_\_ Dr. Joseph E. Steinmetz  
 Vice Chancellor/Director of Athletics \_\_\_\_\_ Hunter Yurachek  
 Faculty Athletic Representative \_\_\_\_\_ Gerald Jordan  
 University Website \_\_\_\_\_ www.uark.edu  
 Athletics Website \_\_\_\_\_ ArkansasRazorbacks.com

FACILITY INFORMATION

Home Field \_\_\_\_\_ Bogle Park  
 Opened \_\_\_\_\_ 2009  
 Dimensions \_\_\_\_\_ (LF - 200, CF - 220, RF - 200)  
 Chair-back Seats: \_\_\_\_\_ 1,200

COMMUNICATIONS

Assistant Director (SB Contact) \_\_\_\_\_ Jacob Pavilack  
 Email \_\_\_\_\_ jlpavila@uark.edu  
 Cell \_\_\_\_\_ 479-463-0736  
 Assistant AD for Communications \_\_\_\_\_ Kyle Parkinson

Mailing Address  
 Razorback Commuications  
 PO Box 7777  
 Fayetteville, AR 72702-7777

Overnight Address  
 Razorback Communications  
 1240 W. Leroy Pond Dr.  
 Fayetteville, AR 72701

2021 RAZORBACK ROSTER

#	NAME	POSITION	B/T	CLASS	HEIGHT	PREVIOUS SCHOOL	HOMETOWN
00	Kaitlyn Howard	UTL	L/L	Fr.	5-7	Sheridan HS	East End, Ark.
1	Ryan Jackson	OF	R/R	R-Sr.	5-6	Ruben S. Ayala HS / Bethune-Cookman	Chino Hills, Calif.
2	Valerie Ventura	INF	R/R	R-So.	5-6	Rio Mesa HS	Oxnard, Calif.
3	Larissa Cesena	INF/OF	L/R	R-So.	5-7	Martin Luther King HS	Riverside, Calif.
4	Mary Haff	RHP	R/R	R-Jr.	5-10	Lake Region HS	Winter Haven, Fla.
5	Lauren Howell	RHP	R/R	Fr.	5-7	Helias Catholic HS	Jefferson City, Mo.
6	Cally Kildow	UTL	R/R	Fr.	5-7	Gravette HS	Gravette, Ark.
9	Autumn Storms	RHP	R/R	R-Sr.	5-10	Great Oak HS	Temecula, Calif.
12	Abby Gordon	C	R/R	Fr.	6-0	Andale Garden Plain HS	Garden Plain, Kan.
13	Kayla Green	C	R/R	R-Jr.	5-9	Great Oak HS	Temecula, Calif.
16	Keely Huffine	UTL	R/R	R-Sr.	5-6	Harrisburg HS	Harrisburg, Ark.
18	Marlene Friedman	INF	R/R	Fr.	5-5	Mater Dei HS	Huntington Beach, Calif.
20	Hannah Gammill	UTL	R/R	Fr.	5-8	Beebe HS	Beebe, Ark.
21	Lauren Graves	UTL	R/R	R-Sr.	5-8	White Hall HS / Maryland	White Hall, Ark.
22	Linnie Malkin	INF	R/R	R-Jr.	5-11	Broomfield HS	Broomfield, Colo.
23	Hannah McEwen	OF	L/R	R-Jr.	5-7	Patrick Henry HS	San Diego, Calif.
24	Nicole Duncan	INF/C	R/R	R-Jr.	5-7	Centralia HS	Centralia, Mo.
25	Braxton Burnside	INF	R/R	Gr.	5-6	Paragould HS / Missouri	Paragould, Ark.
28	Rylin Hedgecock	UTL	R/R	R-Fr.	5-9	Lowndes HS	Valdosta, Ga.
31	Allie Light	UTL	R/R	Fr.	5-10	Lexington HS	Lexington, S.C.
41	Danielle Gibson	INF	L/R	R-Jr.	6-0	Murrieta Valley HS / Arizona State	Murrieta, Calif.
42	Sam Torres	OF	L/L	R-So.	5-2	Chaparral HS	Temecula, Calif.
66	Aly Manzo	INF	L/R	R-Sr.	5-7	Roseville HS	Roseville, Calif.
72	Jenna Bloom	RHP	R/R	R-Fr.	5-10	Edison HS	Huntington Beach, Calif.
99	Audrie LaValley	INF	L/R	R-So.	5-6	Carl Albert HS / Oklahoma	Choctaw, Okla.

COACHING/SUPPORT STAFF

Head Coach \_\_\_\_\_ Courtney Deifel (California, 2003) - Sixth Season  
 Assistant Coach \_\_\_\_\_ Yolanda McRae (Georgia, 2004) - Sixth Season  
 Assistant Coach \_\_\_\_\_ Matt Meuchel (Arizona State, 2000) - Fifth Season  
 Volunteer Assistant \_\_\_\_\_ Annie Smith (Grinnell College, 1995) - Second Season  
 Director of Operations \_\_\_\_\_ Paige Williams (North Carolina, 2013) - Fifth Season  
 Graduate Manager \_\_\_\_\_ Tori Stafford (Tulsa, 2019) - First Season  
 Athletic Trainer \_\_\_\_\_ Andrew Kreis (Texas State, 2014) - Seventh Season  
 Manager \_\_\_\_\_ Baylee Andrews  
 Manager \_\_\_\_\_ Rachel Longmate  
 Manager \_\_\_\_\_ Parker Staggs

PRONUNCIATION GUIDE

#3 Larissa Cesena ..... Suh-SANE-ya  
 #6 Cally Kildow ..... KILL-DOW  
 #16 Keely Huffine ..... HUF-fine  
 #18 Marlene Friedman ..... FREED-man  
 #22 Linnie Malkin ..... MAL (like Pal)-kin  
 #23 Hannah McEwen ..... Muh-CUE-in  
 #66 Aly Manzo ..... Allie MAHN-zo  
 Courtney Deifel ..... DIE-ful  
 Matt Meuchel ..... Michael

RAZORBACKS BY STATE

- California (11)**  
 Ryan Jackson, Valerie Ventura, Larissa Cesena, Autumn Storms, Kayla Green, Marlene Friedman, Hannah McEwen, Danielle Gibson, Sam Torres, Aly Manzo, Jenna Bloom
- Arkansas (6)**  
 Kaitlyn Howard, Cally Kildow, Keely Huffine, Hannah Gammill, Lauren Graves, Braxton Burnside
- Missouri (2)**  
 Lauren Howell, Nicole Duncan
- Colorado (1)**  
 Linnie Malkin
- Florida (1)**  
 Mary Haff
- Kansas (1)**  
 Abby Gordon
- Oklahoma (1)**  
 Audrie LaValley
- South Carolina (1)**  
 Allie Light

RAZORBACKS BY CLASS

- Redshirt Senior (6)**  
 Braxton Burnside, Lauren Graves, Keely Huffine, Ryan Jackson, Aly Manzo, Autumn Storms
- Redshirt Junior (6)**  
 Nicole Duncan, Danielle Gibson, Kayla Green, Mary Haff, Linnie Malkin, Hannah McEwen
- Redshirt Sophomore (4)**  
 Larissa Cesena, Audrie LaValley, Sam Torres, Valerie Ventura
- Redshirt Freshman (2)**  
 Jenna Bloom, Rylin Hedgecock
- Freshman (7)**  
 Marlene Friedman, Hannah Gammill, Abby Gordon, Kaitlyn Howard, Lauren Howell, Cally Kildow, Allie Light

## NCAA Super Regionals

### Walk It Out

In addition to ranking second in the country in homers, the Razorbacks are also seventh in the country and second in the SEC in walks (204) behind Northern Iowa (226), Southern Illinois (223), UNCG (216), Oklahoma (213), Florida (206) and Miami (205). All seven of the teams qualified for the NCAA Tournament. Burnside leads the team with 39 walks Hannah McEwen has walked 35 times in 42 games and ranks second in the SEC and 12th nationally drawing 0.83 bb/g.

### Hogs Haul in Many Postseason Awards

Pitcher Mary Haff earned SEC Co-Pitcher of the Year honors, becoming the first Arkansas pitcher to win the award in program history. Courtney Deifel earned SEC Coach of the Year recognition, the first for Arkansas since Carie Dever-Boaz in 1999. The Razorbacks also saw Haff and infielder Braxton Burnside named to the All-SEC First Team and infielder Danielle Gibson, outfielder Hannah McEwen and pitcher Autumn Storms tabbed to the All-SEC Second team. Additionally, Gibson earned SEC All-Defensive Team recognition and pitcher Jenna Bloom was named to the All-SEC Newcomer Team. The five total selections on the first and second team is the most in a single year in program history.

### Brax Bombs

Infielder Braxton Burnside has hit a whopping 25 home runs this season after hitting five in the COVID-19 shortened season last year. The Paragould, Ark. native broke the school's single-season home run record with her 18th of the year, launching a three-run shot in the fifth at Auburn. Linnie Malkin is second in school history trailing Burnside while Gibson is tied for fourth. Burnside is also the SEC's single-season leader in home runs by a shortstop.

#### ARKANSAS SINGLE SEASON HOME RUN RECORD

Rank	Player	Home Runs	Year
1.	<b>Braxton Burnside</b>	<b>25</b>	<b>2021</b>
2.	<b>Linnie Malkin</b>	<b>18</b>	<b>2021</b>
3.	Nicole Schroeder	17	2017
4.	<b>Danielle Gibson</b>	<b>15</b>	<b>2021</b>
	Devon Wallace	15	2012
	Jessica Bachkora	15	2010

#### SEC SINGLE SEASON HOME RUN RECORD

Rank	Player (Team)	Home Runs	Year
1.	Bailey Hemphill (Alabama)	26	2019
	Mia Davidson (Mississippi State)	26	2019
3.	<b>Braxton Burnside (Arkansas)</b>	<b>25</b>	<b>2021</b>
	Alex Hugo (Georgia)	25	2014
	Kelly Kretschman (Alabama)	25	1998

### Homers Help

The 2021 Hogs are already the single-season program leader in home runs. They accomplished the feat in the 35th game of the season against Missouri State (April 6).

#### ARKANSAS SINGLE SEASON TEAM HOME RUN RECORD

Rank	Year	Home Runs
1.	<b>2021</b>	<b>92</b>
2.	2008	65
3.	2013	61

### Hogs Dig the Long Ball

Arkansas has totaled 14 games hitting at least three home runs... Set the school record blasting six homers in a game against Missouri State (April 6) as Green (2x), Malkin, Gibson, Burnside and Gammill went deep... The previous school record was five homers, which was tied twice earlier this season... On Feb. 26 against Texas Tech, set a school record homering four times in one inning (first inning)... Hit 10 back-to-back home runs this season... Clubbed three walk-off home runs, (March 4 vs. Drake, March 20 & 21 vs. Ole Miss) not counting run-rule walk-offs.

### Hot Start

Arkansas started SEC play 12-0 this season, the fifth-best start in league history and the best in Razorback program history. The Razorbacks 10-0 start to road SEC play is also the fifth-best in league history.

#### CONSECUTIVE WINS TO START SEC PLAY

Rank	Team	Year	Wins
1.	Alabama	2006	15
2.	South Carolina	1997	14
3.	Florida	2009	13
	Georgia	2005	13
5.	<b>Arkansas</b>	<b>2021</b>	<b>12</b>

#### CONSECUTIVE ROAD WINS TO START SEC PLAY

Rank	Team	Year	Wins
1.	Florida	2009	13
	Alabama	2008	13
	Georgia	2005	13
4.	<b>Arkansas</b>	<b>2021</b>	<b>10</b>
	Kentucky	2016	10

### The Big Three

The combination of Braxton Burnside (25), Linnie Malkin (17) and Danielle Gibson (15) have mashed 57 of Arkansas' 92 home runs this season. The threesome alone would rank 34th in the nation for homers. In the SEC, Burnside, Malkin and Gibson rank tied or ahead of Florida (54), Ole Miss (44), Alabama (36), South Carolina (35) and Auburn (22) in homers.

### SEC and National Leaders

In addition to ranking second in the nation in homers, Burnside is also 23rd in the country and third in the SEC with 53 RBI and is sixth in the SEC with 51 runs scored. She also is second in the SEC in slugging percentage (.888) and third in total bases (135). She is the only SEC player with at least 50 RBI and 50 runs scored. Gibson's 16 doubles are 16th in the country and lead the SEC. Her 51 RBI place tied for fifth in the SEC. As a team, Arkansas ranks fourth in the SEC and 22nd nationally in slugging percentage (.509) and ninth in the league and 48th in the country in on base percentage (.379). Arkansas' 5.5 runs per game is fourth in the SEC and 39th nationally.

### Haff Hits

Pitcher Mary Haff has commanded the pitching staff and ranks highly on both SEC and national leaderboards. Haff's 26 wins lead the SEC and rank fifth in the country. She ranks 30th in the nation and third in the SEC in strikeouts (195). The Winter Haven, Fla. native's career ERA of 1.61 is currently the second-best mark in program history, while she is the career leader with 77 wins and a .180 opponent batting average. Haff's 13 career saves are also first in school history. She has recorded 13 games of 10 or more strikeouts, which is second in program history behind Katy Henry (14, 2005-08). Her two no-hitters (2018 vs Northern Colorado & 2021 vs Texas Tech) are the most in a career in program history. This year against Texas Tech she no-hit the Red Raiders in 5.0 innings, and recorded six strikeouts, throwing 48 of 61 pitches for strikes in a 9-0 win on Feb. 26. She was one error away from a perfect game. Haff was also named a Top 10 Finalist for USA Softball's Player of the Year Award and earned SEC Co-Pitcher of the Year honors. In 35.2 innings in the NCAA Tournament at Bogle Park (2018 & 2021 - Did not play in 2019 tournament), Haff has not allowed an earned run.

### Pitching Staff Info

Arkansas pitching staff ranks second in the SEC and 12th nationally in strikeout-to-walk ratio (3.82) and is fifth in the SEC and 24th nationally in ERA (2.05). The current 2.05 team ERA is seventh-best in a single-season in program history. During conference-only games the staff led the league in fewest walks allowed (33) and ranked second in ERA (2.03) and third in strikeouts (140) and opponent batting average (.218).

### USA Softball Top 10 Finalists

Both infielder Braxton Burnside and pitcher Mary Haff were named USA Softball Collegiate Player of the Year Top 10 Finalists. The Razorbacks were one of just three teams to have two players named to the list, joining Oklahoma and Washington.

### Haff Earns Second SEC Pitcher of the Week Award

Arkansas' Mary Haff, a redshirt-junior right-hander from Winter Haven, Fla., recorded an 0.86 ERA over 16.1 innings in the series win at LSU to help lead the Razorbacks to their first SEC regular-season title in program history. Haff began the week hurling a complete-game shutout, allowing four hits without any walks and striking out four. She took the loss in game two, throwing 6.0 innings and allowing two earned runs on four hits with three strikeouts. Haff capped off the week throwing 3.1 innings of shutout relief in game three, stranding both inherited runners on base as Arkansas claimed its first series win in Baton Rouge.

### Burnside Captures Second SEC Co-Player of the Week

Burnside hit two home runs this week (April 6) to set the Arkansas single-season home run record while guiding the Razorbacks to a three-game sweep at No. 25 Auburn. For the week, Burnside batted .571 with four hits (two doubles and two home runs), six RBI, five walks and two runs scored. \_

### Haff Named SEC Pitcher of the Week

Arkansas' Mary Haff, a redshirt-junior right-hander from Winter Haven, Fla., recorded three wins and a save to help her team earn the series sweep over Mississippi State and remain undefeated in league play (March 30). Haff opened the week hurling nine strikeouts over 6.0 innings in a win at Kansas. In game one against the Bulldogs, she threw 5.2 scoreless innings and struck out four. Haff then earned the save in game two, striking out two batters in 1.2 innings of work. She closed out the weekend with nine strikeouts in the complete-game victory as the Razorbacks moved to 9-0 in SEC play for the first time in program history. The Razorbacks won a weekly league award in three straight weeks.

### Gibson Garners SEC Player of the Week Honors

Arkansas' Danielle Gibson, a redshirt-junior infielder from Murrieta, Calif., hit .400 for the week with six hits, three runs scored and three RBI. In the series sweep over Ole Miss, Gibson batted .545 to help the Razorbacks start their SEC season at 6-0 for the first time in program history (March 23). On Friday, she went 2-for-4 with an RBI, a run scored and the first of her three doubles on the weekend. In the second game of the series, Gibson registered a game-tying double in the sixth followed by a walk-off solo home run in the eighth to secure the win. On Sunday, she recorded her 13th nation-leading double.

### Burnside Named SEC Co-Player of the Week

Infielder Braxton Burnside, a graduate infielder from Paragould, Ark., recorded four home runs in the series sweep at No. 20 South Carolina (March 16). On Saturday, Burnside hit two homers against the Gamecocks, including the go-ahead two-run shot in the top of the 10th inning in a 7-5 win. She finished the series with five hits, five runs scored and seven RBI to help the Razorbacks register their first SEC series sweep on the road since 2009.

**Record Setting Day**

Arkansas hit a single game program record six home runs on April 6 in a 9-1 (5 inning) win over Missouri State. Kayla Green hit two and was joined by Linnie Malkin, Danielle Gibson, Braxton Burnside and Hammah Gammill. The previous record was five home runs, which the Razorbacks reached twice this year against Texas Tech and Northwestern State.

**Heroic Hogs**

The Razorbacks have three come-from-behind walk-off wins this season. Danielle Gibson hit a walk-off grand slam to defeat Drake (March 4) and trailed 4-2 at the time of the homer. In the series against Ole Miss, Arkansas hit two extra inning walk-off homers. Gibson hit a solo shot on March 20 and Keely Huffine did the same on March 21, both solo homers to left. Arkansas did not come from behind on April 21 vs. Central Arkansas, but Braxton Burnside hit a walk-off solo homer to end it in the eighth.

**McNeese Marathon**

On Saturday, Feb. 20, Arkansas played the second-longest game in program history at McNeese, defeating the Cowgirls 6-4 in 14 innings. The only game longer in school history was 19 innings on March 21, 1999 against Alabama, a 12-7 Crimson Tide win. Designated player Linnie Malkin hit the game's go-ahead two-run home run in the top of the 14th inning. Its the second-longest game in the country behind Ohio State and Wisconsin's 15 inning affair on March 11.

**Versus Ranked Opponents**

This season the Razorbacks are 14-7 against ranked opponents. Since 2018, Arkansas is 35-26 against top 25 competition.

**10 RBI Tandem**

Danielle Gibson and Braxton Burnside are both tied for second in NCAA history registering 10 RBI in a single game. Gibson accomplished her feat on Feb. 23, 2018, hitting a home run cycle as part of a 15-3 win over SIUE. She was 4-for-4, collecting 16 total bases. Burnside reached the single-game 10 RBI mark as a freshman at Missouri on March 18, 2017 in a 16-6 win over North Dakota State in Clearwater, Fla. Burnside was 3-for-5 with two grand slams and a two RBI triple. Gibson and Burnside are the only pair of Division I teammates to record 10 or more RBI in a single game during their careers.

**Trio of Hogs Named Preseason All-SEC**

Braxton Burnside, Hannah McEwen and Autumn Storms were named to the 14th annual Preseason All-SEC team. McEwen and Storms are on the team for the second consecutive year, while Burnside is making her first appearance. Alongside LSU (4) and Alabama (3), the Razorbacks are one of only three squads with three or more players appearing on the team. The Preseason All-SEC Softball Team is voted on by the league's head coaches and consists of a minimum of 14 players. Each SEC head coach voted for five infielders, four outfielders, three pitchers, one catcher and one designated player/utility. No ties were broken.

**Storms and McEwen Named JWOS Preseason All-Americans**

Redshirt senior pitcher Autumn Storms and redshirt junior outfielder Hannah McEwen were selected to Justin's World of Softball Preseason All-America Third Team. McEwen registered the nation's 15th best on base percentage (.565) with a team-leading and eighth-best in the SEC .418 batting average last year. Last season, Storms racked up an SEC-leading 11 victories inside the circle last season and ranked second in the SEC allowing 1.16 walks per seven innings, fourth in strikeout-to-walk ratio (5.08) and seventh in ERA (1.16).

**Burnside Named CoSIDA Academic All-District First Team**

Last season, infielder Braxton Burnside was named to the CoSIDA Academic All-District First Team for the first time in her career, due to the shortened 2020 season, voting was conducted with an emphasis on career stats. Burnside has accumulated 130 hits, 23 doubles, two triples, 20 homers and 100 RBIs in her career which includes two prior seasons at Missouri. Burnside graduated as part of the December 2019 class earning an undergraduate degree in communication while attaining a 3.94 GPA. She is currently pursuing a master's degree in human resource and workforce development.

**Experience on the Bench**

In addition to head coach Courtney Deifel, who is in her seventh year as a Division I head coach, assistant coach Matt Meuchel and volunteer assistant coach Annie Smith have been head coaches at Division I programs. Meuchel spent eight seasons (2009-16) as Nevada's head coach, leading the Wolfpack to a 2009 WAC championship and NCAA Tournament berth. While in Reno, Meuchel compiled a 196-217 overall record and guided the program's transition to Mountain West Conference membership. Smith was at the helm of Georgia Southern's program from 2012-17, posting a 176-166 mark, winning two Southern Conference regular season and tournament titles. The Eagles went 51-17 under Smith in SoCon play, and she later transitioned the program to Sun Belt Conference membership.

**History Made**

Danielle Gibson made history on Feb. 23, 2019 when she hit four home runs and collected 10 RBI inside Bogle Park as part of a 15-3 win over SIUE. The four home runs tie a Division I record reached only four times before, but what makes Gibson special is that she hit for the home run cycle - done only twice before EVER, she is the first to do so in only four innings. Her 16 total bases and 10 RBI are tied for the second-most in NCAA history and she is the third player to record 10 RBI in SEC history.

**Deifel's Success at Bogle**

Beginning with Deifel's first season as head coach in 2016, Arkansas has posted a 107-42 record inside Bogle Park, with an ultra-impressive 84-16 mark over the last four seasons (2018-21). The Razorbacks set a Bogle Park record winning 27 home games in 2018, which included three wins en route to the NCAA Fayetteville Regional Championship.

**Arkansas' All-Time Winningest Coaches**

Head coach Courtney Deifel became the program's fastest coach to 150 wins and just the second ever to do so in program history.

**WINNINGEST ARKANSAS HEAD COACHES**

Rank	Coach	Recrd	Years	NCAA Appearances
1.	Carrie Dever-Boaz	244-274-1	1997-2004	2 (2000, 2002)
2.	<b>Courtney Deifel</b>	<b>190-115</b>	<b>2016-pres. 4 (2017, 2018, 2019, 2021)</b>	
3.	Mike Larabee	149-181	2010-2015	2 (2012, 2013)
4.	Jamie Pinkerton	130-179	2005-2009	2 (2008, 2009)

**Hogs in NCAA Active Leaders**

Redshirt senior pitcher Autumn Storms is fourth among active players in games started by a pitcher.

**NCAA ACTIVE CAREER LEADERS - STARTS**

Rank	Player	Class	School	Games Started
1.	Amber Fiser	Sr.	Minnesota	141
2.	Alea White	Sr.	UCF	139
3.	Brittany Pickett	Sr.	North Carolina	121
4.	<b>Autumn Storms</b>	<b>Sr.</b>	<b>Arkansas</b>	<b>119</b>
	Summer Ellyson	Sr.	Louisiana	119

**Jackson Top 10 in Active Career HBP**

Redshirt senior outfielder Ryan Jackson was plunked 11 times in 2020, ranking 10th nationally averaging 0.44 hit by pitches per game. She is sixth in active career hit by pitches.

**NCAA ACTIVE CAREER LEADERS - HIT BY PITCH**

Rank	Player	Class	School	Hit By Pitch
1.	Maddy Vermejan	Sr.	Southern Illinois	87
2.	Kenzi Maguire	Sr.	South Carolina	82
3.	Nikki Butler	Sr.	New Mexico State	79
4.	Jana Johns	Sr.	Oklahoma	76
5.	Abby Sweet	Sr.	Notre Dame	69
6.	<b>Ryan Jackson</b>	<b>Sr.</b>	<b>Arkansas</b>	<b>60</b>

**About the Razorbacks**

Arkansas returns all but one starter from the 2020 COVID-19 shortened campaign where the team finished 19-6 (1-2 SEC) and earned a No. 19 final ranking in the NFCA Coaches' Poll. The Hogs hit .317 as a team, which ranked seventh in the SEC and 34th in the country. Posting an average of 6.16 runs per game, the offense placed sixth in the league and 33rd nationally. The team's best win of the year was a 1-0 triumph at No. 9 Alabama in the SEC opener, Arkansas' first win in Tuscaloosa since 2000. During non-conference play the team won 10 consecutive games, the program's second such streak in the last decade.

**Arkansas Softball Picked To Finish Sixth in SEC Preseason Coaches' Poll**

The Arkansas softball team has been picked to finish sixth in the Southeastern Conference after a vote of the 13 head coaches in the annual preseason poll. The Razorbacks, who received 81 points, will be competing in their sixth season under head coach Courtney Deifel. Since the elimination of divisions prior to the 2014 season, this year's preseason ranking is the program's second-highest, trailing 2019 when the Hogs were tabbed fifth.

**Diamond Sports Excellence**

Fayetteville has been the diamond sports capital of the world this season, with both the Razorback softball and baseball teams claiming SEC regular season titles, the only Power 5 school in the country to do so. Deifel and baseball skipper Dave Van Horn were both tabbed SEC Coach of the Year and guided their squads to a combined 86-19 mark, leading the nation in total wins by a school's diamond clubs. Pitchers Mary Haff and Kevin Kopps grabbed SEC Pitcher of the Year honors, making Arkansas the only school in the Power 5 to win both the softball and baseball coach and pitcher of the year awards.

**Arkansas Against Arizona**

- Arkansas is 0-1 all-time against Arizona, falling 9-1 to the then-No. 2 Wildcats on Feb. 16, 2003 in Tucson.
- The Razorbacks are 10-19 all-time when facing Pac-12 teams.
- Hog head coach Courtney Deifel was the starting catcher at Cal from 2000-03, winning the 2002 national championship. She went 5-12 as a player against Arizona.

**NCAA Tournament Skinny**

- Arkansas is 13-18 (.419) all-time in the NCAA Tournament, and won their last three games.
- The Razorbacks are 6-0 when hosting postseason games (2018 and 2021) at Bogle Park.
- Arkansas is 0-2 all-time in the super regional round, falling in 2018 to Oklahoma, 7-2 and 9-0 in Norman.
- The Hogs are 2-4 in the tournament against Pac-12 schools. Prior to last weekend's win against Stanford, Arkansas earned a 3-2 win at then-No. 1 Cal in 2012. It's the program's only win against the nation's No. 1 ranked team.
- Arkansas' last appearance in 2019 saw them go 0-2 in Stillwater, Okla., falling to Tulsa 5-0 and BYU, 6-3.
- The Razorbacks are 6-6 in the NCAA Tournament under head coach Courtney Deifel.
- Arkansas is looking to reach its first ever WCWS.

**NCAA Super Regionals**

**USA TODAY/NFCA TOP 25  
(Week 14)**

#	Team	Record	Previous Rank
1	Oklahoma (32)	45-2	1
2	UCLA	41-4	2
3	Alabama	45-7	3
4	Florida	42-9	4
<b>5</b>	<b>Arkansas</b>	<b>40-9</b>	<b>6</b>
6	Washington	41-11	5
7	Oklahoma State	42-9	9
8	Florida State	39-10-1	7
9	Arizona	36-13	8
10	Oregon	37-15	11
11	Texas	39-11	10
12	Arizona State	32-14	12
13	Clemson	42-6	13
14	Missouri	38-15	15
15	Louisiana	44-10	14
16	LSU	32-19	16
17	Duke	42-10	21
18	Tennessee	41-13	19
19	Kentucky	39-13	17
20	Michigan	36-6	18
21	Virginia Tech	33-13	20
22	James Madison	34-1	22
23	Wichita State	39-11-1	24
24	Minnesota	29-11	23
25	Liberty	42-13	25

Others Receiving Votes: Georgia (14), Notre Dame (12), Miami University (8), Ole Miss (7), Mississippi State (6), Fresno State (5), Boston University (5), USF (3), UCF (2), Stanford (1).

**ESPN.COM/USA SOFTBALL TOP 25  
(Week 14)**

#	Team	Record	Previous Rank
1	Oklahoma (17)	45-2	1
2	UCLA (2)	41-4	2
3	Alabama (1)	45-7	3
4	Florida	42-9	4
5	Oklahoma State	42-9	7
6	Washington	41-11	5
<b>6</b>	<b>Arkansas</b>	<b>40-9</b>	<b>6</b>
8	Arizona State	32-14	9
9	Florida State	39-10-1	8
10	Clemson	42-6	10
11	Oregon	37-15	12
12	Arizona	36-13	11
13	Texas	39-11	13
14	Missouri	38-15	15
15	LSU	32-19	14
16	Kentucky	39-13	16
17	Duke	42-10	21
18	Louisiana	44-10	18
19	Tennessee	41-13	17
20	Michigan	36-6	18
21	James Madison	34-1	22
22	Virginia Tech	33-13	20
23	Wichita State	39-11-1	23
24	Liberty	42-13	25
25	Ole Miss	34-20	24

Others receiving votes: Boston University, Fresno State, UCF, Minnesota, Mississippi State, Notre Dame, Stanford, South Florida, Georgia, Northwestern

**D1SOFTBALL.COM  
(Week 14)**

#	Team	Record	Previous Rank
1	Oklahoma	45-2	1
2	UCLA	41-4	2
3	Alabama	45-7	4
4	Florida	42-9	3
5	Oklahoma State	42-9	6
<b>6</b>	<b>Arkansas</b>	<b>40-9</b>	<b>7</b>
7	Washington	41-11	5
8	Florida State	39-10-1	8
9	LSU	32-19	9
10	Arizona	36-13	10
11	Oregon	37-15	13
12	Missouri	38-15	12
13	Arizona State	32-14	11
14	Louisiana	44-10	14
15	Texas	39-11	17
16	Kentucky	39-13	15
17	Clemson	42-6	16
18	Michigan	36-6	18
19	Duke	42-10	21
20	Virginia Tech	33-13	20
21	Tennessee	41-13	22
22	James Madison	34-1	25
23	Ole Miss	34-20	23
24	Minnesota	29-11	19
25	Wichita State	39-11-1	NR

**SOFTBALL AMERICA  
(Week 14)**

#	Team	Record	Previous Rank
1	Oklahoma	45-2	1
2	UCLA	41-4	2
3	Alabama	45-7	4
4	Florida	42-9	3
5	Oklahoma State	42-9	6
<b>6</b>	<b>Arkansas</b>	<b>40-9</b>	<b>7</b>
7	Washington	41-11	5
8	Oregon	37-15	8
9	Arizona	36-13	9
10	Missouri	38-15	14
11	Florida State	39-10-1	10
12	Duke	42-10	19
13	Arizona State	32-14	11
14	Clemson	42-6	13
15	Texas	39-11	12
16	Virginia Tech	33-13	16
17	Louisiana	44-10	17
18	LSU	32-19	18
19	Tennessee	41-13	20
20	Kentucky	39-13	15
21	Michigan	36-6	21
22	James Madison	34-1	24
23	Minnesota	29-11	23
24	Wichita State	39-11-1	25
25	Notre Dame	31-13	22

**ARKANSAS IN THE POLLS WEEK-BY-WEEK**

Week	NFCA	ESPN	D1	SA
Preseason	18	21	16	16
Week 1	20	25	17	19
Week 2	21	24	16	18
Week 3	20	20	15	17
Week 4	19	19	12	15
Week 5	17	17	13	14
Week 6	15	15	12	14
Week 7	13	11	9	12
Week 8	10	8	8	10
Week 9	10	10	9	11
Week 10	8	6	7	10
Week 11	10	7	8	10
Week 12	8	6	8	7
Week 13	6	6	7	7
Week 14	5	6	6	6
Final	-	-	-	-

**ARKANSAS POLL FACTS**

- Under head coach Courtney Deifel the Hogs have been ranked 52 times in the USA Today/NFCA Poll. Prior to her tenure, Arkansas was ranked just one time in program history (2013).
- The Hogs have been ranked in the USA Today/NFCA Poll in 45 of its last 46 releases, dating back to week seven of the 2018 campaign.
- Arkansas has received a vote in the last 65 releases of the USA Today/NFCA Poll, the longest streak in program history.
- The Razorbacks were ranked in all five weekly releases of the four national polls during the shortened 2020 season.
- The Razorbacks Week 14 ranking in the ESPN.com/USA Softball of No. 6 and USA Today/NFCA Poll at No. 5 are both the highest in school history.

**SEC WEEKLY AWARDS**

**WEEK ONE**

Player: Charla Echols, Florida  
 Pitcher: Montana Fouts, Alabama  
 Freshman: Maddie Penta, Auburn; Sydney Chambley, Georgia

**WEEK TWO**

Player: Kaylee Tow, Alabama  
 Pitcher: Katie Chronister, Florida  
 Freshman: Erin Coffel, Kentucky

**WEEK THREE**

Player: Aliyah Andrews, LSU  
 Pitcher: Ashley Rogers, Tennessee  
 Freshman: Maddie Penta, Auburn

**WEEK FOUR**

Player: Kiki Milloy, Tennessee  
 Pitcher: Elizabeth Hightower, Florida  
 Freshman: Shelby Lowe, Auburn

**WEEK FIVE**

Player: **Braxton Burnside, Arkansas**; Bailey Hemphill, Alabama  
 Pitcher: Anna Borgen, Ole Miss  
 Newcomer: Lexi Kilfoyl, Alabama  
 Freshman: Jenna Laird, Missouri

**WEEK SIX**

Player: **Danielle Gibson, Arkansas**  
 Pitcher: Elizabeth Hightower, Florida  
 Newcomer: Jaiden Fields, Georgia  
 Freshman: Jayda Kearney, Georgia

**WEEK SEVEN**

Player: Bre Warren, Texas A&M  
 Pitcher: **Mary Haff, Arkansas**  
 Newcomer: Julia Cottrill, Florida; Rylea Smith, Kentucky  
 Freshman: Shelby Lowe, Auburn

**WEEK EIGHT**

Player: **Braxton Burnside, Arkansas**; Bailey Hemphill, Alabama  
 Pitcher: Ashley Rogers, Tennessee  
 Newcomer: Lexi Kilfoyl, Alabama  
 Freshman: Jenna Laird, Missouri

**WEEK NINE**

Player: Aliyah Andrews, LSU  
 Pitcher: Montana Fouts, Alabama  
 Newcomer: Sara Mosley, Georgia; Ciara Briggs, LSU  
 Freshman: Blaise Biringier, Ole Miss

**WEEK TEN**

Player: Kiki Milloy, Tennessee  
 Pitcher: Ashley Rogers, Tennessee  
 Newcomer: Maddison Koepke, Auburn; Raeleen Gutierrez, LSU  
 Freshman: Maddie Penta, Auburn; Jenna Laird, Missouri

**WEEK ELEVEN**

Player: Ashley Morgan, Tennessee  
 Pitcher: Montana Fouts, Alabama; Natalie Lugo, Florida  
 Newcomer: Taylor Pleasants, LSU  
 Freshman: Bre Warren, Texas A&M

**WEEK TWELVE**

Player: Autumn Humes, Kentucky  
 Pitcher: **Mary Haff, Arkansas**  
 Newcomer: Savannah Woodard, Alabama  
 Freshman: Erin Coffel, Kentucky

**WEEK THIRTEEN**

Player: Charla Echols, Florida  
 Pitcher: Montana Fouts, Alabama  
 Newcomer: Taylor Pleasants, LSU  
 Freshman: Jenna Laird, Missouri



**SEC STANDINGS**

Team	SEC	Overall	Streak
Florida	19-5 .792	45-9 .833	W3
Arkansas	19-5 .792	43-9 .827	W3
Alabama	18-6 .750	48-7 .873	W16
Missouri	15-9 .625	41-15 .732	W3
Kentucky	13-11 .542	43-14 .754	W3
LSU	13-11 .542	35-20 .636	W1
Tennessee	12-11 .522	42-15 .737	L2
Ole Miss	12-12 .500	36-22 .621	L1
Miss. State	8-15 .348	35-25 .583	L1
Texas A&M	8-16 .333	32-23 .582	L1
Georgia	7-17 .292	32-21 .604	W3
Auburn	7-17 .292	27-24 .529	L4
South Carolina	4-20 .167	26-26 .500	L1

All Stats & standings as of May 25

**SEC PRESEASON COACHES' POLL**

(First-Place Votes in Parentheses)

Place	School	Points
1.	Alabama (9)	138
2.	LSU (2)	129
3.	Florida (1)	125
4.	Tennessee (1)	101
5.	Kentucky	97
<b>6.</b>	<b>Arkansas</b>	<b>81</b>
7.	Georgia	78
8.	Missouri	70
9.	South Carolina	68
10.	Mississippi State	43
11.	Auburn	39
12.	Texas A&M	30
13.	Ole Miss	15

Points for the poll were awarded on a 1-2-3-4-5-6-7-8-9-10-11-12 basis. Coaches were not allowed to vote for their own team.

**ARKANSAS IN SEC STATS**

ARKANSAS	VALUE	RANKING
Batting Average	.265	11th
Slugging Percentage	.509	4th
On Base Percentage	.379	9th
Runs Scored	287	7th
Hits	344	11th
Runs Batted In	273	5th
Home Runs	92	1st
Walks	204	2nd
Hit by Pitch	56	5th
Strikeouts	275	1st
Sac Bunts	23	4th
Sac Flies	9	13th
Stolen Bases	4	13th
Steal Attempts	6	13th
ERA	2.05	5th
Opp. Batting Average	.213	4th
Batters Struck Out	321	6th
Walks Allowed	84	1st
Runs Allowed	140	5th
Earned Runs Allowed	107	5th
Fielding Percentage	.974	4th
Errors	38	11th

**SEC WEEKLY AWARDS**

**SEC Player of the Week** -Tennessee's Ashley Morgan, a senior first baseman from Douglasville, Ga., batted .600 (6-for-10) to help the Lady Vols earn the series win at No. 21/22 Georgia. Morgan tallied three doubles, a solo home run, two runs scored and six RBI over the three-game series.

**SEC Pitcher of the Week** - Alabama's Montana Fouts, a junior right-hander from Grayson, Ky., earned a complete-game win and two saves for the Crimson Tide. Fouts allowed just three earned runs over 10.1 innings pitched with 15 strikeouts. Against No. 13/18 Louisiana, she threw a complete-game shutout on Saturday, fanning 11 batters, and then threw 3.0 relief innings on Sunday, allowing a hit to her first batter faced before retiring the next nine straight, including four strikeouts.

Florida's Natalie Lugo, a senior right-hander from West Covina, Calif., posted three wins in the circle last week for the Gators. Lugo allowed just one earned run in 17.2 innings of work while striking out 13 batters. She posted her first complete-game shutout of the season in game two against South Carolina to even the series. Lugo had 16.0 scoreless frames before giving up one run in the fourth inning of the series finale vs. the Gamecocks.

**SEC Newcomer of the Week** - LSU's Taylor Pleasants, a freshman shortstop from Houston, Texas, posted a .444 batting average in the series win at No. 14 Kentucky. Pleasants recorded four hits, five runs scored and five RBI against the Wildcats. She recorded a pair of home runs during Sunday's doubleheader and also drew four walks on the weekend.

**SEC Freshman of the Week** - Texas A&M's Bre Warren, a freshman outfielder from College Station, Texas, batted .385 over the non-conference win over Houston and the series win at Mississippi State. On the week, Warren registered five hits (including two doubles) and five RBI and also drew three walks.



Courtney Deifel became the fourth head coach in program history when she was hired June 11, 2015. In five seasons at Arkansas, she has orchestrated the Razorbacks' return to postseason play and became the only head coach in school history to earn three consecutive NCAA Tournament berths (2017, 2018, 2019). Deifel has guided the program to new heights, and since her first season in 2016, the Razorbacks have been ranked 38 times in the NFCA Coaches' Poll after previously being ranked only once in program history.

Deifel guided the Razorbacks to a 19-6 (1-2 SEC) record during the COVID-19 shortened 2020 campaign. In the only league series of the season, the Razorbacks earned a 1-0 conference-opening victory, their first road win over Alabama since 2000. Arkansas remained in the national polls throughout the year and climbed from a preseason No. 24 ranking to the No. 19 slot in the final release of the NFCA Coaches' Poll. Junior catcher Kayla Green was honored with SEC Player of the Week recognition for the first time in her career and freshman pitcher Jenna Bloom emerged as one of the rising stars in the league, leading all freshmen in the nation striking out 10.9 hitters per seven innings.

Deifel led the Razorbacks to their third consecutive post-season appearance, becoming the only coach in program history to do so. With Deifel at the helm, Arkansas closed out the 2019 season, 38-20 and 12-12 in SEC play. It marks the first time since 1999-00 that the Razorbacks finished the season .500 or better in conference play in back-to-back seasons. The Razorbacks garnered their highest in-season ranking during weeks one and two, coming in at 12th and 11th in the NFCA and ESPN polls respectively.

Arkansas saw two players named to the All-SEC teams, pitcher Autumn Storms was named second team and outfielder Hannah McEwen garnered first-team recognition. McEwen's first-team selection was the first for Arkansas since 2012 and only the second in program history. In year four under Coach Deifel, the Razorbacks also earned two SEC Player of the Week awards, three SEC Pitcher of the Week awards, and one USA Softball Co-Player of the Week. A record five Razorbacks were named to the NFCA All-Region teams, with Storms garnering the first, first-team selection of her career. Storms went on to be named NFCA Second Team All-American as a pitcher, the first Razorback since 2010.

Year four with Coach Deifel and the Razorback staff saw growth in all aspects as the game, including a team .288 batting average, which ranks second-highest in the record books. In fact, four of the top seven team batting averages in program history come from the Deifel-era.

In her third season, Arkansas wrapped up the year with a 42-17 record, the third most wins in program history; and the highest number since 2000. The team earned the program's first-ever NCAA national seed and hosted the Fayetteville Regional on its way to securing a spot in this weekend's Norman Super Regional. For their efforts, the coaching staff earned 2018 NFCA Division I South Region Staff of the Year. The team also finished 17th in the final NCAA RPI.

Two seasons removed from a one-win conference tally, the Razorbacks posted a 12-12 record in SEC and earned a No. 7 seed into the SEC Tournament where the team made a run to the semifinals for the first time since 2001. The Razorbacks finished the season with a 27-2 record on their home field, established a new program record for home wins in a single season. Part of Arkansas' home triumphs included the program's first three-game sweep of a ranked team (No. 20 Mississippi State) and its first-ever series win over Alabama.

In her second season in Fayetteville, Deifel guided Arkansas to a 31-24 record which marked a 17-win improvement from the previous season, marking the largest increase in the country among Power 5 programs. The Razorbacks also tallied seven wins in SEC play, equaling the combined total from the previous three seasons. In recognition of the team's performance, Deifel was named the 2017 DSoftballNews Coach of the Year.

From year one to two under Deifel, Arkansas' pitching staff lowered its combined ERA by more than four runs (6.98 to 2.82) and added more than 20 points to its batting average (.260 to .284). The Razorbacks also led the SEC and tied for 17th in the NCAA with 59 home

DEIFEL YEAR-BY-YEAR

Year	School	Overall	Conf.	Postseason
2015	Maryland	27-27	9-14	--
2016	Arkansas	17-39	1-23	--
2017	Arkansas	31-24	7-17	NCAA Regional
2018	Arkansas	42-17	12-12	NCAA Super Regional
2019	Arkansas	38-20	12-12	NCAA Regional
2020	Arkansas	19-6	1-2	--
2021	Arkansas	43-9	19-5	--
<b>7 seasons</b>		<b>217-142</b>	<b>59-85</b>	<b>3 appearances</b>
<b>At Arkansas</b>		<b>190-115</b>	<b>50-71</b>	
<i>At Arkansas (2016-pres.): 190-115 (.623)</i>				
<i>Career (2015-pres.): 217-142 (.605)</i>				

runs. During the year, Arkansas earned its first national ranking since 2013 when it was slotted at No. 24 in the March 7 release ESPN/USA Softball poll.

Individually, Deifel saw two Razorbacks earn NFCA All-South Region accolades with Nicole Schroeder and Autumn Storms earning second-team and third-team honors, respectively. Storms was also named to the SEC All-Freshman Team while A.J. Belans was voted to the All-SEC Second Team. Schroeder went on to be drafted by the Akron Racers as the program's second NPF selection.

Deifel's first win over a ranked team at Arkansas came during the 2016 season when the Razorbacks knocked off No. 23 Nebraska, 11-10, during the Easton Tournament in Fullerton, Calif.; the team added five ranked wins in 2017. The 2016 campaign also saw newcomer Ashley Diaz make an immediate impact as a member of the NFCA All-South Region Second Team. She also appeared on the NFCA National Freshman of the Year Top 25 Watch List.

During her playing and coaching careers prior to coming to Arkansas, Deifel advanced to 11 NCAA Tournaments including a four-year run to the Women's College World Series (WCWS) as an All-American catcher at California that was highlighted by winning the 2002 national title. The Bears also finished second (2003), fifth (2001) and seventh (2000) at the WCWS over her four-year run. Her postseason successes also featured a pair of Super Regionals as a graduate assistant at Oklahoma and five NCAA Regionals as an assistant at Maryland and Louisville.

As a first-year head coach, Deifel ushered in a culture of change for Maryland in 2015. Along with the program's 16-game improvement from the previous season, the Terrapins' offense show tremendous growth. Maryland finished 27th in the NCAA with 6.28 runs per game behind 339 runs scored, up more than 150 runs from 2014. Deifel also led her team to a .309 batting average, a 40-point jump from 2014 which also ranked 57th in the NCAA.

Individually, Deifel guided three players to all-conference accolades and a pair of NFCA all-region honors. Lindsey Schmeister was an All-Big Ten first team performer while Shannon Bustillos and Erin Pronobis landed on the All-Big Ten second team. Pronobis and Corey Schwartz were also named to the NFCA All-Midwest Region Third Team. Under Deifel's watch, the trio helped Maryland to single-season school records in doubles, home runs, RBI and walks.

Prior to taking the head job at Maryland, Deifel spent four seasons as an assistant coach at Louisville in which she helped the Cardinals to four NCAA appearances, the 2014 American Athletic Conference Tournament title and an overall record of 176-60 (.746). Louisville averaged 44 wins in that time with a program-record 55 wins in 2012. Her student-athletes at Louisville racked up four NFCA All-America certificates and 29 all-conference selections.

Deifel played in 285 games in her career at California, missing just three games behind the plate over her four years. As a four-year starting catcher, she was a 2003 All-American, two-time All-Pac 10 selection and caught seven no-hitters. She is still the program's career leader with 1,969 putouts.

Aside from her accomplishments in collegiate softball, Deifel had a successful professional career following her days at Cal. In 2004, she helped the NY/NJ Juggernaut to the National Professional Fastpitch (NPF) league title. Deifel also spent three years with LeoPalac21 in Japan that resulted in a runner-up showing and a pair of third-place finishes.

Deifel and husband Joe are the parents to two sons, Trip and Walt. The family resides in Fayetteville.

ALL-TIME SERIES UNDER DEIFEL

Opponent	Series	H	A	N	
Alabama	4-9	3-3	1-5	0-1	
Arkansas-Pine Bluff	1-0	1-0			
Army	0-1			0-1	
Auburn	7-5	3-3	4-2		
Baylor	1-1	0-1		1-0	
Binghamton	1-0			1-0	
Boston U	4-0	4-0			
Bradley	1-1			1-1	
BYU	0-1			0-1	
Buffalo	1-0	1-0			
Cal State Fullerton	0-1		0-1		
CSUN	1-0			1-0	
Campbell	2-0			2-0	
Central Arkansas	2-0	1-0	1-0		
Central Connecticut	2-0	2-0			
Central Michigan	1-0			1-0	
Dartmouth	2-0	2-0			
Delaware	1-0			1-0	
DePaul	1-0	1-0			
Drake	3-2	3-2			
Florida	0-9	0-3	0-6		
Florida A&M	2-0			2-0	
FAU	0-1		0-1		
FGCU	1-0		1-0		
Fordham	1-0			1-0	
Furman	4-0	3-0		1-0	
George Washington	1-0			1-0	
Georgia	5-6	1-2	3-3	1-1	
Grand Canyon	1-1			1-1	
IUPUI	3-0	3-0			
Iowa State	1-0	1-0			
Jackson State	1-0		1-0		
Kansas	4-0	3-0	1-0		
Kansas City	4-1	3-1	1-0		
Kent State	2-0	2-0			
Kentucky	3-7	2-4	0-3	1-0	
Lamar	2-0	2-0			
Liberty	0-1	0-1			
Lipscomb	1-0			1-0	
Loyola Marymount	2-0			2-0	
LSU	4-8	2-4	2-4		
Manhattan	2-0	1-0		1-0	
Marist	3-0	2-0		1-0	
McNeese	3-2		3-1	0-1	
Memphis	1-0			1-0	
Mississippi State	7-2	6-0	1-2		
Missouri	5-4	3-3	2-1		
Missouri State	3-1	2-1	1-0		
Montana	0-1	0-1			
Nebraska	3-0	1-0		2-0	
Nevada	1-0	1-0			
New Mexico	2-0			2-0	
New Mexico State	1-0		1-0		
North Carolina	0-1			0-1	
North Dakota State	4-1	2-0		2-1	
North Texas	2-0		2-0		
North Carolina	0-3			0-3	
Northern Colorado	5-1	4-0		1-1	
Northern Iowa	1-1	1-1			
Northwestern State	3-0	3-0			
Notre Dame	1-1		1-1		
Oklahoma	0-5	0-1	0-4		
Oklahoma State	1-3	0-2	1-0	0-1	
Ole Miss	7-5	6-0	1-5		
Omaha	4-0	4-0			
Sacramento State	1-0			1-0	
Samford	1-0			1-0	
San Diego	1-0			1-0	
SIUE	2-0				
South Carolina	7-6	3-3	4-2	0-1	
South Dakota State	2-0	2-0			
Southeast Missouri	5-1	3-1	2-0		
Saint Francis (Pa.)	2-0	2-0			
Saint Louis	3-0		3-0		
Stanford	1-0	1-0			
Tennessee	3-7	2-1	1-5	0-1	
Texas	0-2		0-2		
Texas A&M	2-7	1-2	1-5		
Texas Tech	2-0	2-0			
Tulsa	2-5	1-2	1-1	0-2	
UConn	1-0			1-0	
UIC	1-0			1-0	
ULM	1-0	1-0			
UMass Lowell	2-0			2-0	
UNLV	0-1			0-1	
Utah	1-0			1-0	
UT Arlington	5-1	2-0	3-1		
UTEP	1-0			1-0	
Villanova	3-0	2-0		1-0	
Washington	0-1			0-1	
Weber State	1-0			1-0	
Wichita State	4-1	4-0	0-1		
Wright State	2-0	2-0			
		190-115	107-42	41-57	40-16

10+ STRIKEOUT PERFORMANCES

No.	Pitcher	Opponent	Date
16	Mary Haff	vs. Furman	4/13/19
16	Heather Schlichtman	vs. Marshall	4/9/04
15	Heather Schlichtman	Wichita State	3/3/01
15	Heather Schlichtman	vs. Auburn	3/13/04
15	Katy Henry	vs. ULM	2/25/05
15	Katy Henry	vs. UTSA	2/16/07
15	Kimmy Beasley	Auburn	5/3/13
15	Mary Haff	at Tennessee	3/23/2019
14	Heather Schlichtman	vs. Appalachian State	2/7/04
14	Heather Schlichtman	vs. Mississippi Valley State	2/29/04
14	Heather Schlichtman	at Kentucky	4/24/04
14	Katy Henry	Kansas City	2/23/07
13	Rachel Talley	vs. Virginia Tech	2/18/01
13	Heather Schlichtman	Oklahoma City	4/23/02
13	Katy Henry	Centenary	3/5/06
13	Chelsea Cohen	Saint Louis	2/24/13
13	Mary Haff	at Saint Louis	4/10/18
13	Mary Haff	Lipscomb	2/10/19
13	Autumn Storms	vs. Southeast Missouri	2/21/19
12	Tammy Kincaid	Alabama	3/21/99
12	Rachel Talley	at Auburn	4/9/99
12	Heather Schlichtman	FIU	3/2/01
12	Rachel Talley	vs. FAU	3/3/01
12	Rachel Talley	vs. Utah	2/16/02
12	Katy Henry	vs. Virginia	2/9/07
12	Katy Henry	Creighton	2/24/08
12	Miranda Dixon	vs. ULM	4/2/08
12	Hope McLemore	Louisiana Tech	3/13/10
12	Kim Jones	vs. Rhode Island	2/13/11
12	Kimmy Beasley	LSU	4/6/13
12	Kimmy Beasley	at Missouri	4/13/13
12	Mary Haff	Fordham	2/19/18
12	Mary Haff	vs. Northern Colorado	3/2/18
12	Mary Haff	vs. Dartmouth	3/3/18
12	Mary Haff	vs. Omaha	2/28/19
12	Mary Haff	vs. Boston U	3/2/19
12	Mary Haff	vs. UIC	2/15/20
11	Katy Henry	Northwestern State	3/4/06
11	Kimmy Beasley	LSU	4/7/13
11	Kimmy Beasley	Kentucky	4/19/13
11	Grace Moll	at Southeast Missouri State	4/6/16
11	Autumn Storms	vs. Boston U	3/2/19
11	Mary Haff	at Central Arkansas	3/9/21
10	Katy Henry	at Ole Miss	3/21/06
10	Katy Henry	at Florida	3/25/06
10	Katy Henry	Kansas	4/5/06
10	Miranda Dixon	at Texas A&M	2/16/07
10	Katy Henry	Northern Iowa	3/3/07
10	Katy Henry	at Kansas	4/3/07
10	Miranda Dixon	at South Carolina	3/3/08
10	Katy Henry	vs. ULM	4/2/08
10	Katy Henry	at Kentucky	4/12/08
10	Miranda Dixon	vs. Cleveland State	3/7/09
10	Miranda Dixon	at Ole Miss	3/29/09
10	Hope McLemore	vs. Iowa	2/12/10
10	Hope McLemore	Drake	3/6/10
10	Hope McLemore	at Georgia	4/2/10
10	Chelsea Cohen	ULM	2/22/13
10	Kimmy Beasley	Jacksonville State	3/2/13
10	Hope McLemore	Kentucky	4/20/13
10	Kimmy Beasley	Butler	2/13/14
10	Jenna Bloom	Kansas	3/10/20
10	Mary Haff	North Dakota State	2/25/21
10	Mary Haff	at South Carolina	3/12/21
10	Autumn Storms	Alabama	4/10/21

TOTAL BY PITCHER

14	Katy Henry	.....2005-2008
13	Mary Haff	.....2018-Present
8	Heather Schlichtman	.....2001-2004
7	Kimmy Beasley	.....2012-2014
5	Miranda Dixon	.....2007-2010
5	Hope McLemore	.....2010-2013
4	Rachel Talley	.....1999-2002
3	Autumn Storms	.....2017-Present
2	Chelsea Cohen	.....2010-2013
1	Kim Jones	.....2008-2011
1	Tammy Kincaid	.....1997-2000
1	Grace Moll	.....2014-2017
1	Jenna Bloom	.....2020-Present

2021 AWARDS AND HONORS

Jenna Bloom
All-SEC Newcomer Team
Braxton Burnside
All-SEC First Team
NFCA All-Region First Team
Preseason All-SEC
SEC Player of the Week (March 16)
SEC Player of the Week (April 6)
D1Softball.com Player of the Week (March 1)
USA Softball Player of the Year Top 10 Finalist

Hannah Gammill
NFCA All-Region Second Team

Danielle Gibson
All-SEC Second Team
NFCA All-Region First Team
SEC All-Defensive Team
SEC Player of the Week (March 23)

Mary Haff
SEC Co-Pitcher of the Year
All-SEC First Team
NFCA All-Region First Team
SEC Pitcher of the Week (March 30)
SEC Pitcher of the Week (May 4)
USA Softball Player of the Year Top 10 Finalist

Hannah McEwen
All-SEC Second Team
NFCA All-Region Third Team
Preseason All-SEC
Softball America Preseason Top 100 - No. 26
JWOS Preseason All-America Third Team
Softball America - No. 9 ranked Junior

Autumn Storms
All-SEC Second Team
Preseason All-SEC
Softball America Preseason Top 100 - No. 57
JWOS Preseason All-America Third Team

RECORD WATCH

BATTING AVERAGE (MINIMUM 250 AB)		
<b>.360</b>	Hannah McEwen	2018-pres.
.357	Devon Wallace	2012-15
.347	Stephanie Canfield	2013-17

HIT BY PITCH		
31	Kim Eiben	2000-03
<b>26</b>	Kayla Green	2018-pres.
<b>23</b>	Ryan Jackson	2019-pres.
23	Jennifer Cirigliano	1997-00

RUNS SCORED		
184	Devon Wallace	2012-15
166	Jessica Bachkora	2007-10
<b>155</b>	Hannah McEwen	2018-pres.
124	Kayla Johnson	2006-09
119	Stephanie Canfield	2013-17

STRIKEOUTS		
886	Heather Schlichtman	2001-04
756	Katy Henry	2005-08
745	Tammy Kincaid	1997-00
<b>664</b>	Mary Haff	2018-pres.
608	Rachel Talley	1999-02
<b>502</b>	Autumn Storms	2017-pres.

WINS		
<b>77</b>	Mary Haff	2018-pres
73	Heather Schlichtman	2001-04
72	Tammy Kincaid	1997-00
<b>66</b>	Autumn Storms	2017-pres.

SAVES		
<b>13</b>	Mary Haff	2018-pres
<b>10</b>	Autumn Storms	2017-pres
9	Katy Henry	2005-08
9	Rachel Talley	1999-02
9	Tammy Kincaid	1997-00

WHAT HAPPENS WHEN

SCHEDULE	
OVERALL	43-9
SEC	19-5
NON-CONFERENCE	24-4
HOME	24-5
AWAY	18-2
NEUTRAL	1-2
VS RANKED OPPONENTS	14-7

GAME LENGTH	
FIVE INNINGS	5-0
SIX INNINGS	2-0
SEVEN INNINGS	30-8
EXTRA INNINGS	5-1

SITUATION	
DAY GAME (BEFORE 6PM)	30-7
NIGHT GAME (6PM OR LATER)	13-2
VS RIGHT HANDED STARTER	35-8
VS LEFT HANDED STARTER	8-1
ARKANSAS SCORES IN FIRST INN.	17-3
OPPONENT SCORES IN FIRST INN.	8-1
ARKANSAS SCORES FIRST	36-4
OPPONENT SCORES FIRST	7-5
ONE-RUN GAME	8-3
TWO-RUN GAME	6-3
5+ RUN GAME	14-1
LEADING AFTER SIX INNINGS	30-1
TRAILING AFTER SIX INNINGS	1-7
TIED AFTER SIX INNINGS	5-1

STATISTICS	
SCORES 0-2 RUNS	3-5
SCORES 3-5 RUNS	16-3
SCORES 6-9 RUNS	20-0
SCORES 10+ RUNS	4-1
OPP. SCORES 0-2 RUNS	25-4
OPP. SCORES 3-5 RUNS	15-1
OPP. SCORES 6-9 RUNS	3-2
OPP. SCORES 10+ RUNS	0-2
MADE NO ERRORS	22-5
MADE ONE ERROR	14-1
MADE 2+ ERRORS	7-3
MORE HITS THAN OPPONENT	31-1
FEWER HITS THAN OPPONENT	6-8
HITS ARE TIED	6-0

BY DAY	
SUNDAY	8-2
MONDAY	4-1
TUESDAY	3-1
WEDNESDAY	2-0
THURSDAY	5-2
FRIDAY	10-1
SATURDAY	11-2

BY MONTH	
FEBRUARY	11-2
MARCH	17-1
APRIL	10-4
MAY	5-2



**NCAA TOURNAMENT INFO**

**NCAA TOURNAMENT HISTORY**

All-Time: 13-18

H: 6-0 | A: 1-9 | N: 6-9

5-18-00	.....	W, CSUN, 5-0	Norman, Okla.
5-19-00	.....	L, Oregon State, 4-1	Norman, Okla.
5-20-00	.....	L, Northwestern, 5-0	Norman, Okla.
5-16-02	.....	L, Texas A&M, 6-2	Norman, Okla.
5-17-02	.....	W, Army West Point, 2-0	Norman, Okla.
5-17-02	.....	L, Texas, 6-2	Norman, Okla.
5-16-08	.....	W, Tulsa, 7-5	Norman, Okla.
5-17-08	.....	L, Oklahoma, 6-5 (11)	Norman, Okla.
5-17-08	.....	L, Oregon, 3-0	Norman, Okla.
5-15-09	.....	L, Tulsa, 6-0	Norman, Okla.
5-16-09	.....	L, Oklahoma, 21-2	Norman, Okla.
5-18-12	.....	W, Boston U, 3-2	Berkeley, Calif.
5-19-12	.....	W, California, 3-2	Berkely, Calif.
5-20-12	.....	L, California, 10-2	Berkeley, Calif.
5-21-12	.....	L, California, 7-0	Berkeley, Calif.
5-17-13	.....	W, Fordham, 5-1	Norman, Okla.
5-18-13	.....	L, Oklahoma, 10-5	Norman, Okla.
5-18-13	.....	W, Fordham, 5-2	Norman, Okla.
5-19-13	.....	L, Oklahoma, 14-1	Norman, Okla.
5-19-17	.....	L, Tulsa, 5-4	Norman, Okla.
5-20-17	.....	L, Oklahoma, 5-3	Norman, Okla.
5-18-18	.....	W, DePaul, 2-0	Fayetteville
5-19-18	.....	W, Wichita State, 5-0	Fayetteville
5-20-18	.....	W, Wichita State, 6-4	Fayetteville
5-25-18	.....	L, Oklahoma, 7-2	Norman, Okla.
5-26-18	.....	L, Oklahoma, 9-0	Norman, Okla.
5-16-19	.....	L, Tulsa, 5-0	Stillwater, Okla.
5-17-19	.....	L, BYU, 6-3	Stillwater, Okla.
5-21-21	.....	W, Manhattan, 8-0 (5)	Fayetteville, Ark.
5-22-21	.....	W, South Dakota State, 4-0	Fayetteville, Ark.
5-23-21	.....	W, Stanford, 7-3	Fayetteville, Ark.

**ARMY WEST POINT (1-0)**

5-17-02	.....	W, Army West Point, 2-0	Norman, Okla.
---------	-------	-------------------------	---------------

**BOSTON U (1-0)**

5-18-12	.....	W, Boston U, 3-2	Berkeley, Calif.
---------	-------	------------------	------------------

**BYU (0-1)**

5-17-19	.....	L, BYU, 6-3	Stillwater, Okla.
---------	-------	-------------	-------------------

**CALIFORNIA (1-2)**

5-19-12	.....	W, California, 3-2	Berkely, Calif.
5-20-12	.....	L, California, 10-2	Berkeley, Calif.
5-21-12	.....	L, California, 7-0	Berkeley, Calif.

**CSUN (1-0)**

5-18-00	.....	W, CSUN, 5-0	Norman, Okla.
---------	-------	--------------	---------------

**DEPAUL (1-0)**

5-18-18	.....	W, DePaul, 2-0	Fayetteville
---------	-------	----------------	--------------

**FORDHAM (2-0)**

5-17-13	.....	W, Fordham, 5-1	Norman, Okla.
5-18-13	.....	W, Fordham, 5-2	Norman, Okla.

**MANHATTAN (1-0)**

5-21-21	.....	W, Manhattan, 8-0 (5)	Fayetteville, Ark.
---------	-------	-----------------------	--------------------

**NORTHWESTERN (0-1)**

5-20-00	.....	L, Northwestern, 5-0	Norman, Okla.
---------	-------	----------------------	---------------

**OKLAHOMA (0-7)**

5-17-08	.....	L, Oklahoma, 6-5 (11)	Norman, Okla.
5-16-09	.....	L, Oklahoma, 21-2	Norman, Okla.
5-18-13	.....	L, Oklahoma, 10-5	Norman, Okla.
5-19-13	.....	L, Oklahoma, 14-1	Norman, Okla.
5-20-17	.....	L, Oklahoma, 5-3	Norman, Okla.
5-25-18	.....	L, Oklahoma, 7-2	Norman, Okla.
5-26-18	.....	L, Oklahoma, 9-0	Norman, Okla.

**OREGON (0-1)**

5-17-08	.....	L, Oregon, 3-0	Norman, Okla.
---------	-------	----------------	---------------

**OREGON STATE (0-1)**

5-19-00	.....	L, Oregon State, 4-1	Norman, Okla.
---------	-------	----------------------	---------------

**SOUTH DAKOTA STATE (1-0)**

5-22-21	.....	W, South Dakota State, 4-0	Fayetteville, Ark.
---------	-------	----------------------------	--------------------

**STANFORD (1-0)**

5-23-21	.....	W, Stanford, 7-3	Fayetteville, Ark.
---------	-------	------------------	--------------------

**TEXAS (0-1)**

5-17-02	.....	L, Texas, 6-2	Norman, Okla.
---------	-------	---------------	---------------

**TEXAS A&M (0-1)**

5-16-02	.....	L, Texas A&M, 6-2	Norman, Okla.
---------	-------	-------------------	---------------

**TULSA (1-3)**

5-16-08	.....	W, Tulsa, 7-5	Norman, Okla.
5-15-09	.....	L, Tulsa, 6-0	Norman, Okla.
5-19-17	.....	L, Tulsa, 5-4	Norman, Okla.
5-16-19	.....	L, Tulsa, 5-0	Stillwater, Okla.

**WICHITA STATE (2-0)**

5-19-18	.....	W, Wichita State, 5-0	Fayetteville
5-20-18	.....	W, Wichita State, 6-4	Fayetteville

**SEASON HIGHS**

**TEAM SINGLE-GAME HIGHS**

**HITTING**

At bats:	.....	50 - at McNeese (Feb 20, 2021)
Runs scored:	.....	13 (2x) last - vs Northwestern State (Mar 6, 2021)
Hits:	.....	13 - at South Carolina (Mar 13, 2021)
	.....	13 - vs Missouri (Apr 26, 2021)
RBI:	.....	13 - vs Northwestern State (Mar 05, 2021)
	.....	13 - vs Northwestern State (Mar 06, 2021)
Doubles:	.....	3 - (4 times)
Triples:	.....	1 - vs Oklahoma State (Feb 11, 2021 at Monroe, La.)
	.....	1 - vs North Dakota State (Feb 25, 2021)
	.....	1 - vs Drake (Mar 04, 2021)
Home runs:	.....	6 - vs Missouri State (April 06, 2021)
Total bases:	.....	31 - vs Missouri State (April 06, 2021)
Walks:	.....	11 - vs Oklahoma State (Feb 11, 2021 at Monroe, La.)
Strikeouts:	.....	12 - (4 times, last May 13, 2021 vs. Tennessee)
Sac hits:	.....	3 - at South Carolina (Mar 13, 2021)
Sac flies:	.....	1 - (8 times)
Stolen bases:	.....	2 - vs Mississippi State (Mar 28, 2021)
Hit by pitch:	.....	5 - vs Baylor (Feb 21, 2021 at Lake Charles, La.)
Caught stealing:	.....	1 - vs Baylor (Feb 21, 2021 at Lake Charles, La.)
	.....	1 - at UT Arlington (Feb 22, 2021)
Runners LOB:	.....	14 - at South Carolina (Mar 13, 2021)
Hit into DP:	.....	5 - at McNeese (Feb 20, 2021)

**FIELDING**

Putouts:	.....	42 - at McNeese (Feb 20, 2021)
Assists:	.....	15 - at UT Arlington (Feb 22, 2021)
Errors:	.....	3 - vs Oklahoma State (Feb 11, 2021 at Monroe, La.)
	.....	3 - vs Southeast Missouri (Feb 27, 2021)
	.....	3 - vs Missouri (Apr 26, 2021)
Passed balls:	.....	2 - (2 games)
DPs turned:	.....	2 - at Auburn (April 1, 2021)

**PITCHING**

Innings pitched:	.....	14.0 - at McNeese (Feb 20, 2021)
Runs allowed:	.....	12 - vs Oklahoma State (Feb 11, 2021 at Monroe, La.)
Earned runs:	.....	8 - vs Oklahoma State (Feb 11, 2021 at Monroe, La.)
Walks allowed:	.....	9 - at McNeese (Feb 21, 2021)
Strikeouts:	.....	13 - at McNeese (Feb 20, 2021)
Hits allowed:	.....	13 - vs Missouri (Apr 25, 2021)
Doubles allowed:	.....	4 - vs Missouri (Apr 24, 2021)
Triples allowed:	.....	1 - (5 games)
Homers allowed:	.....	4 - vs Missouri (Apr 25, 2021)
Wild pitches:	.....	3 - at South Carolina (Mar 13, 2021)
Hit batters:	.....	2 - (7 games)

**INDIVIDUAL SINGLE-GAME HIGHS**

**HITTING**

At bats:	.....	7 - Linnie Malkin at McNeese (Feb 20, 2021)
	.....	7 - Ryan Jackson at McNeese (Feb 20, 2021)
Runs scored:	.....	3 - (9 times)
Hits:	.....	5 - Danielle Gibson at South Carolina (Mar 13, 2021)
RBI:	.....	5 - (5 times)
Doubles:	.....	2 - (4 times)
Triples:	.....	1 - (3 times)
Home runs:	.....	2 - (10 times)
Total bases:	.....	10 - Danielle Gibson vs Northwestern State (Mar 05, 2021)
	.....	10 - Linnie Malkin vs Central Arkansas (Apr 21, 2021)
Walks:	.....	4 - Linnie Malkin vs Oklahoma State (Feb 11, 2021 at Monroe, La.)
	.....	4 - Hannah McEwen at McNeese (Feb 20, 2021)
	.....	4 - Braxton Burnside at Auburn (April 03, 2021)
Strikeouts:	.....	3 - Ryan Jackson at UT Arlington (Feb 22, 2021)
	.....	3 - Kayla Green at Auburn (April 03, 2021)
	.....	3 - Aly Manzo vs Alabama (April 09, 2021)
Sac hits:	.....	2 - Keely Huffine vs Baylor (Feb 21, 2021 at Lake Charles, La.)
Sac flies:	.....	1 - (8 times)
Stolen bases:	.....	1 - (4 times)
Hit by pitch:	.....	3 - Hannah Gammill at Georgia (April 17, 2021)
Caught stealing:	.....	1 - Kayla Green vs Baylor (Feb 21, 2021 at Lake Charles, La.)
	.....	1 - Audrie LaValley at UT Arlington (Feb 22, 2021)
Runners LOB:	.....	8 - Danielle Gibson at Auburn (April 03, 2021)

**FIELDING**

Putouts:	.....	15 - Danielle Gibson at Kansas City (Mar 23, 2021)
Assists:	.....	6 - Braxton Burnside at Auburn (April 02, 2021)
Errors:	.....	2 - (5 times)
Passed balls:	.....	2 - (2 times)

**PITCHING**

Innings pitched:	.....	10.0 - Mary Haff vs Liberty (Mar 16, 2021)
Runs allowed:	.....	6 - Autumn Storms vs Mississippi State (Mar 27, 2021)
Earned runs:	.....	5 - Mary Haff vs Alabama (April 9, 2021)
	.....	5 - Mary Haff vs Missouri (Apr 24, 2021)
Walks allowed:	.....	6 - Mary Haff at McNeese (Feb 21, 2021)
Strikeouts:	.....	11 - Mary Haff at Central Arkansas (March 9, 2021)
Hits allowed:	.....	8 - Mary Haff at Central Arkansas (March 9, 2021)
	.....	8 - Mary Haff vs Central Arkansas (Apr 21, 2021)
	.....	8 - Mary Haff vs Missouri (Apr 26, 2021)
Homers allowed:	.....	2 - (9 games)

THE LAST TIME

ARKANSAS – TEAM

Defeated a ranked opponent.....	def. #14 LSU 4-1 in Baton Rouge, La. (May 3, 2021)
Defeated a Top 10 ranked opponent.....	def. #3 Alabama, 4-0 in Fayetteville, Ark. (April 10, 2021)
Highest ranked team defeated.....	def. #1 Cal, 3-2 (May 19, 2012)
Won 10 or more consecutive games.....	12 (March 19, 2021-April 3, 2021)
Longest conference win streak.....	12 (March 12, 2021-April 3, 2021)
Won 5 or more consecutive conference home games.....	6 (Mar. 19 - 28, 2021)
Won 5 or more consecutive road games.....	15 (Feb. 21-April 18, 2021)
Won in Extra Innings.....	7-6 (8) vs Central Arkansas (April 21, 2021)
Lost in Extra Innings.....	2-0 (10) vs Liberty (March 16, 2021)
Played at least 10 Innings.....	(10) L, 2-0 vs Liberty (March 16, 2021)
Played at least 11 Innings.....	(14) W, 6-4 at McNeese (Feb. 20, 2021)
Played at least 12 Innings.....	(14) W, 6-4 at McNeese (Feb. 20, 2021)
Played at least 13 Innings.....	(14) W, 6-4 at McNeese (Feb. 20, 2021)
Played 14 or more Innings.....	(14) W, 6-4 at McNeese (Feb. 20, 2021)
Lost 5 or more consecutive games.....	5 (May 6-20, 2017)
Lost 5 or more consecutive conference games.....	6 (Mar. 24-April 2, 2017)
Scored 10 or more runs in a game.....	10 at Georgia (April 16, 2021)
Scored 10 or more runs in three straight games.....	UNT Invitational (Feb. 11-12, 2017)
Scored 15 or more runs in a game.....	15 vs Nebraska (Feb. 9, 2020)
Shut out back-to-back opponents.....	Manhattan and South Dakota State (May 21-22, 2021)
Shut out three straight opponents.....	North Dakota State 2x, Texas Tech (Feb. 25-26, 2021)
Was shutout (extra-inning game).....	2-0 (10) vs Liberty (March 16, 2021)
Was Shutout (7-inning game).....	1-0 vs Tennessee (May 13, 2021)
Was Shutout (5-inning game).....	8-0 at #8 Florida (April 6, 2019)
Was Shutout In Fayetteville.....	2-0 vs #3 Alabama (April 11, 2021)
Was No-Hit.....	at #1 Florida (May 16, 2021)
Was No-Hit By SEC Opponent.....	at #1 Florida (May 16, 2016)
Was No-Hit In Fayetteville.....	vs #9 Georgia (May 3, 2009)
Swept a three-game conference series.....	at #20 Georgia (April 16-18, 2021)
Swept four or more conference series.....	#20 South Carolina, Ole Miss, Mississippi State, #25 Auburn, #20 Georgia (2021)
Swept a three-game home conference series.....	vs Mississippi State (March 26-28, 2021)
Swept a three-game road conference series.....	at #20 Georgia (April 16-18, 2021)
Swept a non-conference doubleheader.....	vs Drake (March 4, 2021)
Run ruled an opponent.....	8-0 (5) vs Manhattan (May 21, 2021)
Most consecutive run-rule wins in a season.....	6, 2014
Was run-ruled.....	L 9-1 (6) at #9 Alabama (March 8, 2020)
Hit back-to-back home runs.....	Malkin and Green at LSU (May 3, 2021)
Hit five or more home runs in a game.....	6 vs Missouri State (April 7, 2021)
Hit four or more home runs in a game.....	6 vs Missouri State (April 7, 2021)
Hit three or more home runs in a game.....	3 vs Missouri (April 26, 2021)
Homered in five or more consecutive games.....	21 (Feb. 11-March 13, 2021)
Had 10 hits in a game.....	13 vs Missouri (April 26, 2021)
Had 15 or more hits in a game.....	18 vs Nebraska (Feb. 9, 2020)
Had 10 or more hits in 3 consecutive games.....	(4) vs Furman /UAPB (April 13-16, 2019)
Had five or more doubles in a game.....	6 vs Villanova (Feb. 29, 2020)
Had three or more triples in a game.....	
Had 10 or more RBI in a game.....	10 at Georgia (April 16, 2021)
No-hit the opposition, 5 innings.....	vs Texas Tech (Feb. 26, 2021)
No-hit the opposition, 6 innings.....	vs Northern Colorado (March 2, 2018)
No-hit the opposition, 7 innings.....	vs Central Connecticut (March 3, 2018)
Recorded 10 or more walks.....	11 vs #10 Oklahoma State (Feb. 11, 2021)
Left 10 or more runners on base.....	10 vs #3 Alabama (April 9, 2021)
Allowed 10 or more hits.....	13 vs Missouri (April 25, 2021)
Allowed 10 or more runs.....	10 vs Missouri (April 25, 2021)
Allowed 10 or more earned runs.....	12 vs #18 Kentucky (March 30, 2019)
Allowed 10 or more RBI.....	10 vs Missouri (April 25, 2021)
Allowed five or more doubles.....	5 vs LSU (April 29, 2016)
Allowed three or more home runs.....	4 vs Missouri (April 25, 2021)

OPPONENT-TEAM

Scored 10 or more runs in a game.....	10 vs Missouri (April 25, 2021)
Scored 15 or more runs in a game.....	23 (5) vs Auburn (April 16, 2016)
Had 10 or more hits in a game.....	13 vs Missouri (April 25, 2021)
Had 15-19 hits in a game.....	15 vs Georgia (May 17, 2017)
Shut out Arkansas (7-inning game).....	1-0 vs Tennessee (May 13, 2021)
Shut out Arkansas (5-inning game).....	L, 8-0 at #8 Florida (April 6, 2019)
Shut out Arkansas (extra-inning).....	L, 2-0 (10 inn.) vs Liberty (March 16, 2021)
Shut out Arkansas in consecutive games.....	L, 3-0/8-0 at #8 Florida (April 6, 2019)
Shut out Arkansas in Fayetteville.....	2-0 vs #3 Alabama (April 11, 2021)
Conference opponent S/O Arkansas in Fayetteville.....	2-0 vs #3 Alabama (April 11, 2021)
Conference opponent S/O Arkansas on the road.....	L, 8-0 at #8 Florida (April 6, 2019)
Won a non-conference series against Arkansas.....	
Won a conference series in Fayetteville.....	vs Missouri (April 24-26, 2021)
Swept a three-game non-conference series against Arkansas.....	Texas (March 14-16, 2016)
Swept a three-game non-conference series in Fayetteville.....	Texas (March 14-16, 2015)
Swept a three game conference series in Fayetteville.....	vs Georgia (May 5-7, 2017)
Swept a three-game conference road series against Arkansas.....	at #8 Florida (April 5-7, 2019)

ARKANSAS-INDIVIDUAL

Hit a grand slam.....	Danielle Gibson vs Northwestern State (March 6, 2021)
Hit a walk-off grand slam.....	W, 6-4 Danielle Gibson vs Drake (March 4, 2021)
Hit a walk-off home run.....	W, 7-6 (8) Braxton Burnside vs. Central Arkansas (April 21, 2021)
Hit two home runs in a game.....	Linnie Malkin vs Central Arkansas (April 21, 2021)
Hit three home runs in a game.....	Danielle Gibson vs SIUE (Feb 23, 2019)
Hit four home runs in a game.....	Danielle Gibson vs SIUE (Feb 23, 2019)
Homered in consecutive games in a conf. series.....	Danielle Gibson (Games 1, 2) at #20 Georgia (April 16-17, 2021)
Homered in three or more consecutive games.....	(3) Braxton Burnside (Games 19-22) at South Carolina (March 12-14, 2021)
Hit an inside the park home run.....	
Hit for the home run cycle.....	Danielle Gibson vs SIUE (Feb 23, 2019)
Had five hits in a game.....	5, Danielle Gibson at South Carolina (March 13, 2021)
Had four hits in a game.....	5, Danielle Gibson at South Carolina (March 13, 2021)
Had two doubles in a game.....	(2), Danielle Gibson at South Carolina (March 13, 2021)
Had four or more RBI in a game.....	(4) Linnie Malkin vs Central Arkansas (April 21, 2021)
Had 5 or more RBI in a game.....	(5) Danielle Gibson at #20 Georgia (April 16, 2021)
Had 10 or more RBI in a game.....	(10) Danielle Gibson vs SIUE (Feb 23, 2019)
Walked three or more times in a game.....	(4) Braxton Burnside at #25 Auburn (April 3, 2021)
Stole three bases in a game.....	(3) Shelby Hiers vs Marist (Feb. 21, 2015)
Pitched a complete game shutout.....	Mary Haff (W, 4-0) vs South Dakota State (May 21, 2021)
Had 10 or more strikeouts in a game.....	(10) Autumn Storms vs. #3 Alabama (April 10, 2021)
Gave up 10 or more hits in a game.....	(10) Mary Haff at LSU (May 4, 2018)
Gave up three or more home runs in a game.....	(3) Mary Haff at NM State (Feb. 8, 2020)
Threw a 7-inning no hitter.....	Autumn Storms vs Central Connecticut (March 3, 2018)
Threw a 5-inning no hitter.....	(5 Inn.) Mary Haff vs Texas Tech (Feb. 27, 2021)
Had 4 or more consecutive Ks in a game.....	(5) Mary Haff vs Mississippi State (March 27, 2021)



Stat Leaders and Miscellaneous Stats

<b>Batting avg</b>		<b>Slugging pct</b>		<b>On base pct</b>	
1. 41 Danielle Gibson	.357	1. 25 Braxton Burnside	.888	1. 25 Braxton Burnside	.500
2. 25 Braxton Burnside	.349	2. 41 Danielle Gibson	.732	2. 23 Hannah McEwen	.484
3. 23 Hannah McEwen	.320	3. 22 Linnie Malkin	.634	3. 41 Danielle Gibson	.405
4. 22 Linnie Malkin	.274	4. 13 Kayla Green	.523	4. 22 Linnie Malkin	.364
5. 12 Kayla Green	.235	5. 23 Hannah McEwen	.492	5. 13 Kayla Green	.350
<b>Runs scored</b>		<b>Hits</b>		<b>Runs batted in</b>	
1. 25 Braxton Burnside	51	1. 41 Danielle Gibson	60	1. 25 Braxton Burnside	53
2. 23 Hannah McEwen	40	2. 25 Braxton Burnside	53	2. 41 Danielle Gibson	51
3. 41 Danielle Gibson	32	3. 22 Linnie Malkin	45	3. 22 Linnie Malkin	45
4. 22 Linnie Malkin	29	4. 23 Hannah McEwen	39	4. 13 Kayla Green	32
5. 20 Hannah Gammill	27	5. 13 Kayla Green	35	5. 20 Hannah Gammill	25
<b>Doubles</b>		<b>Triples</b>		<b>Home runs</b>	
1. 41 Danielle Gibson	16	1. 1 Ryan Jackson	2	1. 25 Braxton Burnside	25
2. 23 Hannah McEwen	9	2. 41 Danielle Gibson	1	2. 22 Linnie Malkin	18
3. 13 Kayla Green	7			3. 41 Danielle Gibson	15
25 Braxton Burnside	7			4. 13 Kayla Green	12
5. 2 tied at.....	5			5. 20 Hannah Gammill	8
<b>Total bases</b>		<b>Walks</b>		<b>Hit by pitch</b>	
1. 25 Braxton Burnside	135	1. 25 Braxton Burnside	39	1. 1 Ryan Jackson	8
2. 41 Danielle Gibson	123	2. 23 Hannah McEwen	35	20 Hannah Gammill	8
3. 22 Linnie Malkin	104	3. 13 Kayla Green	24	3. 25 Braxton Burnside	7
4. 13 Kayla Green	78	4. 20 Hannah Gammill	22	4. 22 Linnie Malkin	5
5. 23 Hannah McEwen	60	5. 22 Linnie Malkin	18	16 Keely Huffine	5
<b>Sac bunts</b>		<b>Sac flies</b>		<b>Stolen bases</b>	
1. 16 Keely Huffine	8	1. 13 Kayla Green	3	1. 16 Keely Huffine	1
2. 42 Sam Torres	5	2. 20 Hannah Gammill	2	23 Hannah McEwen	1
3. 13 Kayla Green	2	41 Danielle Gibson	2	42 Sam Torres	1
3 Larissa Cesena	2	4. 16 Keely Huffine	1	6 Cally Kildow	1
24 Nicole Duncan	2	1 Ryan Jackson	1		
<b>Caught stealing</b>		<b>Steal attempts</b>		<b>Stolen base pct</b>	
1. 13 Kayla Green	1	1. 6 tied at.....	1	1. 23 Hannah McEwen	1.000
99 Audrie LaValley	1			16 Keely Huffine	1.000
				3. 13 Kayla Green	.000

<b>Multiple Hit Games</b>	<b>2</b>	<b>3</b>	<b>4</b>	<b>5+</b>	<b>Total</b>	<b>Multiple RBI Games</b>	<b>2</b>	<b>3</b>	<b>4</b>	<b>5+</b>	<b>Total</b>
41 Danielle Gibson	11	6	-	1	18	25 Braxton Burnside	9	3	3	1	16
25 Braxton Burnside	9	5	-	-	14	41 Danielle Gibson	7	4	2	2	15
23 Hannah McEwen	12	1	-	-	13	22 Linnie Malkin	7	3	1	1	12
22 Linnie Malkin	6	3	-	-	9	13 Kayla Green	3	3	-	1	7
42 Sam Torres	7	-	-	-	7	20 Hannah Gammill	4	3	-	-	7
20 Hannah Gammill	5	2	-	-	7	23 Hannah McEwen	2	-	-	-	2
13 Kayla Green	6	1	-	-	7	99 Audrie LaValley	1	1	-	-	2
66 Aly Manzo	5	-	-	-	5	1 Ryan Jackson	1	1	-	-	2
16 Keely Huffine	3	-	-	-	3	16 Keely Huffine	2	-	-	-	2
1 Ryan Jackson	2	-	-	-	2	21 Lauren Graves	2	-	-	-	2
99 Audrie LaValley	1	-	-	-	1	66 Aly Manzo	1	-	-	-	1
TEAM	67	18	0	1	86	42 Sam Torres	-	1	-	-	1
						TEAM	39	19	6	5	69

<b>Hitting Streaks</b>	<b>Longest</b>	<b>Current</b>	<b>Reached Base Streaks</b>	<b>Longest</b>	<b>Current</b>
42 Sam Torres	11	-	25 Braxton Burnside	37	5
41 Danielle Gibson	9	2	23 Hannah McEwen	17	1
25 Braxton Burnside	8	3	42 Sam Torres	15	2
22 Linnie Malkin	7	3	20 Hannah Gammill	14	2
23 Hannah McEwen	6	1	13 Kayla Green	14	5
66 Aly Manzo	5	5	41 Danielle Gibson	13	3
20 Hannah Gammill	5	1	22 Linnie Malkin	11	3
99 Audrie LaValley	4	-	16 Keely Huffine	6	-
16 Keely Huffine	3	-	1 Ryan Jackson	5	1
13 Kayla Green	3	2	66 Aly Manzo	5	5
1 Ryan Jackson	3	1	3 Larissa Cesena	4	-
3 Larissa Cesena	2	-	99 Audrie LaValley	4	-
21 Lauren Graves	2	-	21 Lauren Graves	2	1
2 Valerie Ventura	2	-	28 Rylin Hedgecock	2	-
24 Nicole Duncan	1	-	2 Valerie Ventura	2	-
28 Rylin Hedgecock	1	-	24 Nicole Duncan	2	-

Arkansas Season Stats



**Arkansas Softball**  
**Overall Statistics for Arkansas (as of May 23, 2021)**  
**(All games Sorted by Batting avg)**



Record: 43-9 Home: 24-5 Away: 18-2 Neutral: 1-2 SEC: 19-5

Player	avg	gp-gs	ab	r	h	2b	3b	hr	rbi	tb	slg%	bb	hp	so	gdp	ob%	sf	sh	sb-att	po	a	e	fld%	
41 Danielle Gibson	.357	48-48	168	32	60	16	1	15	51	123	.732	12	3	19	0	.405	2	0	0-0	297	12	2	.994	
25 Braxton Burnside	.349	50-50	152	51	53	7	0	25	53	135	.888	39	7	22	3	.500	0	0	0-0	74	79	11	.933	
23 Hannah McEwen	.320	42-42	122	40	39	9	0	4	15	60	.492	35	4	14	1	.484	0	0	1-1	71	2	2	.973	
22 Linnie Malkin	.274	52-52	164	29	45	5	0	18	45	104	.634	18	5	35	3	.364	0	0	0-0	19	1	0	1.000	
13 Kayla Green	.235	52-52	149	21	35	7	0	12	32	78	.523	24	4	26	0	.350	3	2	0-1	344	13	2	.994	
16 Keely Huffine	.179	51-51	117	20	21	0	0	5	11	36	.308	11	5	36	0	.276	1	8	1-1	97	44	6	.959	
-----																								
20 Hannah Gammill	.309	36-36	94	27	29	4	0	8	25	57	.606	22	8	13	0	.468	2	1	0-0	37	60	4	.960	
42 Sam Torres	.289	41-32	90	18	26	1	0	0	4	27	.300	13	2	22	0	.390	0	5	1-1	44	0	1	.978	
66 Aly Manzo	.279	44-38	104	3	29	5	0	0	8	34	.327	4	1	15	1	.312	0	1	0-0	13	1	0	1.000	
21 Lauren Graves	.214	12-3	14	2	3	0	0	1	6	6	.429	2	1	7	0	.353	0	0	0-0	0	0	0	.000	
1 Ryan Jackson	.174	29-21	69	9	12	2	2	1	8	21	.304	2	8	17	1	.275	1	1	0-0	31	2	0	1.000	
2 Valerie Ventura	.150	16-8	20	1	3	0	0	0	2	3	.150	0	0	8	0	.150	0	0	0-0	11	22	4	.892	
3 Larissa Cesena	.138	46-5	29	8	4	1	0	0	2	5	.172	4	1	15	0	.265	0	2	0-0	15	0	0	1.000	
99 Audrie LaValley	.136	23-19	44	12	6	0	0	3	9	15	.341	12	4	12	0	.367	0	1	0-1	24	15	1	.975	
28 Rylin Hedgecock	.050	19-1	20	0	1	0	0	0	1	1	.050	1	1	5	1	.136	0	0	0-0	0	0	0	.000	
24 Nicole Duncan	.032	15-10	31	1	1	0	0	0	1	1	.032	5	2	9	0	.211	0	2	0-0	16	21	1	.974	
18 Marlene Friedman	.000	13-0	0	2	0	0	0	0	0	0	.000	0	0	0	0	.000	0	0	0-0	0	0	0	.000	
6 Cally Kildow	.000	27-0	0	11	0	0	0	0	0	0	.000	0	0	0	0	.000	0	0	1-1	0	0	0	.000	
0 Kaitlyn Howard	.000	3-0	0	0	0	0	0	0	0	0	.000	0	0	0	0	.000	0	0	0-0	0	1	0	1.000	
Totals	.265	52	1387	287	367	57	3	92	273	706	.509	204	56	275	10	.379	9	23	4-6	1098	333	38	.974	
Opponents	.213	52	1378	140	294	43	5	32	129	443	.321	84	29	321	10	.272	6	17	19-28	1043	318	40	.971	

LOB - Team (349), Opp (276). DPs turned - Team (13), Opp (17). IBB - Team (7), Burnside 5, Gibson 2, Opp (2).

**(All games Sorted by Earned run avg)**

Player	era	w-l	app	gs	cg	sho	sv	ip	h	r	er	bb	so	2b	3b	hr	b/avg	wp	hp	bks	sfa	sha
9 Autumn Storms	1.35	7-1	22	15	4	2/4	4	77.2	58	28	15	13	60	8	2	4	.199	1	10	0	0	4
4 Mary Haff	1.44	26-6	39	24	15	5/2	5	194.0	131	49	40	37	195	14	1	16	.187	2	12	0	4	10
31 Allie Light	3.00	0-0	7	0	0	0/0	0	14.0	22	13	6	3	7	2	1	2	.333	2	0	0	0	1
72 Jenna Bloom	3.44	8-2	18	9	0	0/2	0	57.0	54	28	28	19	50	14	1	9	.245	5	3	0	2	1
5 Lauren Howell	5.01	2-0	8	4	0	0/0	0	22.1	25	20	16	11	9	5	0	1	.269	5	4	0	0	1
0 Kaitlyn Howard	14.00	0-0	1	0	0	0/0	0	1.0	4	2	2	1	0	0	0	0	.571	0	0	0	0	0
Totals	2.05	43-9	52	52	19	11/4	9	366.0	294	140	107	84	321	43	5	32	.213	15	29	0	6	17
Opponents	5.15	9-43	52	52	15	3/0	2	347.2	367	287	256	204	275	57	3	92	.265	21	56	0	9	23

PB - Team (10), Green 10, Opp (4). SBA/ATT - Green (19-27), Haff (8-13), Storms (4-6), Light (4-5), Bloom (3-4).



**Arkansas Softball**  
**Conference statistics for Arkansas (as of May 04, 2021)**  
**(SEC games only Sorted by Batting avg)**



Record: 19-5 Home: 8-4 Away: 11-1 SEC: 19-5

Player	avg	gp-gs	ab	r	h	2b	3b	hr	rbi	tb	slg%	bb	hp	so	gdp	ob%	sf	sh	sb-att	po	a	e	fld%	
41 Danielle Gibson	.315	21-21	73	9	23	7	0	5	17	45	.616	5	0	12	0	.350	2	0	0-0	135	5	0	1.000	
42 Sam Torres	.306	24-24	62	10	19	0	0	0	3	19	.306	9	1	15	0	.403	0	3	1-1	35	0	0	1.000	
23 Hannah McEwen	.288	21-21	59	16	17	2	0	2	9	25	.424	17	2	9	1	.462	0	0	1-1	40	2	1	.977	
25 Braxton Burnside	.286	23-23	63	18	18	4	0	10	19	52	.825	23	3	14	1	.494	0	0	0-0	38	42	3	.964	
66 Aly Manzo	.230	24-24	61	1	14	2	0	0	4	16	.262	2	1	10	1	.266	0	1	0-0	12	1	0	1.000	
13 Kayla Green	.227	24-24	75	10	17	3	0	6	12	38	.507	7	3	18	0	.318	0	1	0-0	151	8	0	1.000	
22 Linnie Malkin	.192	24-24	78	8	15	1	0	5	11	31	.397	4	4	22	2	.267	0	0	0-0	12	1	0	1.000	
16 Keely Huffine	.155	24-24	58	5	9	0	0	1	2	12	.207	6	2	20	0	.254	1	3	1-1	50	32	6	.932	
-----																								
20 Hannah Gammill	.194	12-12	31	7	6	2	0	2	5	14	.452	8	5	6	0	.432	0	1	0-0	11	16	0	1.000	
21 Lauren Graves	.143	5-2	7	1	1	0	0	0	2	1	.143	1	1	5	0	.333	0	0	0-0	0	0	0	.000	
1 Ryan Jackson	.118	10-4	17	1	2	0	0	0	1	2	.118	1	2	4	0	.250	0	0	0-0	9	0	0	1.000	
28 Rylin Hedgecock	.111	10-0	9	0	1	0	0	0	1	1	.111	1	0	2	0	.200	0	0	0-0	0	0	0	.000	
3 Larissa Cesena	.100	24-0	10	3	1	1	0	0	0	2	.200	2	0	7	0	.250	0	1	0-0	9	0	0	1.000	
2 Valerie Ventura	.100	6-5	10	0	1	0	0	0	1	1	.100	0	0	5	0	.100	0	0	0-0	6	12	4	.818	
24 Nicole Duncan	.000	8-7	16	1	0	0	0	0	1	0	.000	3	2	6	0	.238	0	2	0-0	3	15	0	1.000	
99 Audrie LaValley	.000	2-1	2	1	0	0	0	0	0	0	.000	0	1	1	0	.333	0	0	0-0	1	2	0	1.000	
18 Marlene Friedman	.000	7-0	0	0	0	0	0	0	0	0	.000	0	0	0	0	.000	0	0	0-0	0	0	0	.000	
6 Cally Kildow	.000	12-0	0	4	0	0	0	0	0	0	.000	0	0	0	0	.000	0	0	0-0	0	0	0	.000	
Totals	.228	24	631	95	144	22	0	31	88	259	.410	89	27	156	5	.347	3	12	3-3	516	162	14	.980	
Opponents	.218	24	650	61	142	26	2	17	57	223	.343	33	16	140	6	.272	2	7	3-6	497	150	17	.974	

LOB - Team (170), Opp (131). DPs turned - Team (9), Opp (6). IBB - Team (7), Burnside 5, Gibson 2, Opp (1).

**(SEC games only Sorted by Earned run avg)**

Player	era	w-l	app	gs	cg	sho	sv	ip	h	r	er	bb	so	2b	3b	hr	b/avg	wp	hp	bks	sfa	sha
9 Autumn Storms	1.24	4-1	12	7	2	2/2	3	45.0	35	13	8	8	31	6	0	2	.207	1	6	0	0	3
4 Mary Haff	2.01	11-3	19	11	7	1/1	4	87.0	63	26	25	15	79	7	1	9	.197	1	7	0	1	3
72 Jenna Bloom	2.41	4-1	8	5	0	0/1	0	32.0	33	11	11	7	24	11	0	4	.268	2	2	0	1	1
31 Allie Light	2.80	0-0	2	0	0	0/0	0	5.0	8	6	2	1	3	1	1	1	.348	1	0	0	0	0
5 Lauren Howell	9.33	0-0	2	1	0	0/0	0	3.0	3	5	4	2	3	1	0	1	.200	2	1	0	0	0
Totals	2.03	19-5	24	24	9	5/2	7	172.0	142	61	50	33	140	26	2	17	.218	7	16	0	2	7
Opponents	3.38	5-19	24	24	9	1/0	1	165.2	144	95	80	89	156	22	0	31	.228	7	27	0	3	12

PB - Team (1), Green 1, Opp (2). SBA/ATT - Green (3-6), Haff (1-2), Bloom (1-2), Light (0-1), Storms (1-1).

Arkansas Game-by-Game

**Arkansas Softball  
Team Game-by-Game for Arkansas (as of May 24, 2021)  
Batting (All games)**

Date	Opponent	ab	r	h	rbi	2b	3b	hr	tb	bb	ibb	sb	cs	hbp	sac	sf	gdp	k	po	a	e	lob	avg
Feb 11	vs Oklahoma State	29	11	8	8	2	1	2	18	11	0	0	0	3	0	0	1	9	21	4	3	11	.276
Feb 20	at McNeese	50	6	11	6	1	0	4	24	8	0	0	0	2	1	0	3	4	42	11	2	13	.241
Feb 20	at McNeese	30	4	9	4	0	0	2	15	4	0	0	0	0	0	0	0	2	18	10	2	9	.257
Feb 21	vs Baylor	20	7	5	7	2	0	1	10	4	0	0	1	5	2	0	0	7	21	2	0	6	.256
Feb 21	at McNeese	28	3	7	3	1	0	2	14	4	0	0	0	0	0	0	0	3	21	7	1	8	.255
Feb 22	at UT Arlington	29	10	10	10	1	0	4	23	6	0	0	1	0	0	0	0	5	21	15	1	4	.269
Feb 22	at UT Arlington	26	4	5	4	2	0	2	13	2	0	0	0	2	1	0	0	3	21	2	0	6	.259
Feb 25	NORTH DAKOTA S	25	9	11	9	2	0	2	19	1	0	0	0	1	0	0	0	5	15	8	0	6	.278
Feb 25	NORTH DAKOTA S	27	5	8	5	0	1	1	13	3	0	0	0	1	0	0	0	3	21	3	1	8	.280
Feb 26	TEXAS TECH	18	9	6	9	1	0	5	22	5	0	0	0	0	0	0	0	2	15	4	1	2	.284
Feb 26	SOUTHEAST MISS	24	9	7	9	0	0	3	16	4	0	0	0	1	1	0	0	3	21	8	1	3	.284
Feb 27	SOUTHEAST MISS	25	6	8	6	2	0	2	16	3	0	0	0	1	0	1	0	5	21	12	3	6	.287
Feb 28	TEXAS TECH	27	8	11	7	1	0	3	21	4	0	0	0	1	1	0	1	2	18	2	0	8	.296
Mar 04	DRAKE	26	6	8	6	2	0	1	13	2	0	0	0	1	1	0	0	7	21	9	0	6	.297
Mar 04	DRAKE	26	6	8	6	3	1	1	16	3	0	0	0	1	0	0	0	2	21	6	2	6	.298
Mar 05	KANSAS	24	8	8	8	1	0	1	12	4	0	1	0	1	0	1	0	1	21	4	2	4	.300
Mar 05	NORTHWESTERN	26	13	11	13	1	0	5	27	6	0	0	0	0	0	0	0	2	18	8	1	4	.307
Mar 06	NORTHWESTERN	20	13	8	13	0	0	4	20	5	0	0	0	1	0	0	0	2	15	2	0	1	.310
Mar 09	at Central Arkansas	24	4	3	4	1	0	2	10	2	0	0	0	3	1	0	0	7	21	2	0	5	.302
*Mar 12	at South Carolina	27	4	7	4	0	0	2	13	3	0	0	0	1	1	0	0	3	21	1	0	7	.299
*Mar 13	at South Carolina	41	7	13	7	3	0	2	22	5	0	0	0	1	3	1	0	6	30	11	1	14	.301
*Mar 14	at South Carolina	26	3	4	3	0	0	2	10	5	0	0	0	0	0	0	0	5	21	8	0	7	.294
Mar 16	LIBERTY	35	0	5	0	0	0	0	5	4	0	0	0	1	2	0	0	8	30	7	0	12	.286
*Mar 19	OLE MISS	28	5	10	4	3	0	0	13	0	0	0	0	1	1	0	0	3	21	8	1	7	.289
*Mar 20	OLE MISS	27	3	5	3	1	0	2	12	1	0	0	0	2	0	0	0	8	24	12	2	5	.285
*Mar 21	OLE MISS	30	3	9	2	3	0	1	15	1	1	0	0	2	1	0	1	5	24	6	0	9	.286
Mar 23	at Kansas City	32	9	11	8	2	0	0	13	7	0	0	0	1	0	1	0	5	21	13	0	11	.288
Mar 24	at Kansas	32	7	11	6	1	0	2	18	3	0	0	0	0	0	1	0	4	21	3	1	8	.290
*Mar 26	MISSISSIPPI STAT	19	2	2	2	0	0	1	5	3	0	0	0	1	0	0	0	12	21	1	0	3	.286
*Mar 27	MISSISSIPPI STAT	27	8	8	8	0	0	1	11	6	0	0	0	3	0	0	0	4	21	8	2	10	.286
*Mar 28	MISSISSIPPI STAT	23	4	5	3	1	0	1	9	3	0	2	0	2	0	0	0	9	21	4	0	6	.284
*Apr 01	at Auburn	26	6	5	5	0	0	1	8	3	0	0	0	3	0	0	0	5	21	5	2	5	.282
*Apr 02	at Auburn	28	3	7	3	2	0	1	12	2	0	0	0	0	0	0	0	12	21	14	1	6	.281
*Apr 03	at Auburn	27	2	6	2	1	0	0	7	5	3	0	0	1	1	0	0	8	21	6	0	11	.279
Apr 06	MISSOURI STATE	24	9	11	9	2	0	6	31	2	0	0	0	0	0	0	0	4	15	8	0	4	.283
*Apr 09	ALABAMA	27	3	5	2	1	0	0	6	6	2	0	0	1	0	0	0	12	21	6	1	10	.281
*Apr 10	ALABAMA	26	4	7	4	1	0	3	17	1	1	0	0	0	0	0	0	9	21	9	1	5	.280
*Apr 11	ALABAMA	24	0	3	0	1	0	0	4	6	0	0	0	0	0	0	0	11	21	13	0	9	.277
*Apr 16	at Georgia	30	10	8	10	2	0	3	19	7	0	0	0	0	1	0	0	6	21	7	0	7	.277
*Apr 17	at Georgia	23	5	5	4	0	0	1	8	5	0	0	0	4	1	1	1	6	21	0	0	8	.275
*Apr 18	at Georgia	28	5	8	5	1	0	3	18	4	0	0	0	0	2	0	0	8	21	6	0	8	.276
Apr 21	CENTRAL ARKANS	30	7	9	7	1	0	3	19	5	0	0	0	1	1	1	0	4	24	5	1	8	.276
*Apr 24	MISSOURI	22	3	2	3	1	0	1	6	7	0	0	0	0	0	0	0	4	21	4	0	5	.273
*Apr 25	MISSOURI	23	1	2	1	0	0	1	5	1	0	0	0	1	0	0	0	5	21	8	3	3	.269
*Apr 26	MISSOURI	31	8	13	8	0	0	3	22	4	0	0	0	0	0	0	0	3	21	3	0	9	.273
*May 01	at LSU	22	1	4	1	0	0	0	4	6	0	1	0	0	0	0	2	3	21	8	0	6	.271
*May 03	at LSU	20	1	1	1	0	0	0	1	3	0	0	0	0	0	1	1	3	18	3	0	2	.268
*May 03	at LSU	26	4	5	3	1	0	2	12	2	0	0	0	4	1	0	0	6	21	11	0	8	.266
May 13	vs Tennessee	22	0	1	0	0	0	0	1	3	0	0	0	1	0	0	0	12	21	5	0	5	.263
May 21	MANHATTAN	20	8	8	7	4	0	0	12	4	0	0	0	1	0	1	0	0	15	3	0	5	.265
May 22	SOUTH DAKOTA S	26	4	6	4	2	0	1	11	3	0	0	0	0	0	0	0	4	21	4	1	4	.264
May 23	STANFORD	31	7	9	7	0	0	2	15	3	0	0	0	0	0	0	0	4	21	4	1	6	.265
Totals		1387	287	367	273	57	3	92	706	204	7	4	2	56	23	9	10	275	1098	333	38	349	.265

Arkansas Game-by-Game

Arkansas Softball  
Team Game-by-Game for Arkansas (as of May 24, 2021)  
Pitching (All games)

Date	Opponent	ip	h	r	er	bb	so	2b	3b	hr	wp	bk	hbp	dp	ibb	score	w-l	sv	era
Feb 11	vs Oklahoma State	7.0	12	12	8	3	8	2	0	3	1	0	0	0	0	11-12	0-1	0	8.00
Feb 20	at McNeese	14.0	10	4	4	5	13	1	0	0	1	0	2	0	0	6-4	1-1	0	4.00
Feb 20	at McNeese	6.0	7	7	6	6	2	1	0	0	0	0	2	1	0	4-7	1-2	0	4.67
Feb 21	vs Baylor	7.0	3	2	2	0	7	0	0	1	0	0	0	0	0	7-2	2-2	0	4.12
Feb 21	at McNeese	7.0	4	1	1	9	6	0	0	0	0	0	2	0	0	3-1	3-2	0	3.59
Feb 22	at UT Arlington	7.0	7	6	4	5	1	2	0	1	1	0	1	1	0	10-6	4-2	0	3.65
Feb 22	at UT Arlington	7.0	5	3	3	2	7	1	0	2	1	0	0	0	0	4-3	5-2	1	3.56
Feb 25	NORTH DAKOTA S	5.0	2	0	0	0	3	0	0	0	0	0	0	1	0	9-0	6-2	1	3.27
Feb 25	NORTH DAKOTA S	7.0	2	0	0	2	10	0	0	0	0	0	0	0	0	5-0	7-2	1	2.93
Feb 26	TEXAS TECH	5.0	0	0	0	0	6	0	0	0	0	0	0	0	0	9-0	8-2	1	2.72
Feb 26	SOUTHEAST MISS	7.0	5	3	3	1	7	1	0	0	2	0	0	0	0	9-3	9-2	1	2.75
Feb 27	SOUTHEAST MISS	7.0	3	3	2	0	7	0	0	2	0	0	0	0	0	6-3	10-2	1	2.69
Feb 28	TEXAS TECH	6.0	3	0	0	0	4	1	0	0	0	0	0	0	0	8-0	11-2	1	2.51
Mar 04	DRAKE	7.0	6	3	3	3	6	3	0	0	0	0	0	0	0	6-3	12-2	1	2.55
Mar 04	DRAKE	7.0	11	4	3	0	6	0	0	0	0	0	1	0	0	6-4	13-2	1	2.58
Mar 05	KANSAS	7.0	5	3	0	0	8	1	1	0	0	0	2	0	0	8-3	14-2	1	2.42
Mar 05	NORTHWESTERN	6.0	9	5	4	3	2	0	0	1	0	0	0	0	0	13-5	15-2	1	2.53
Mar 06	NORTHWESTERN	5.0	5	2	2	1	6	0	0	0	0	0	0	0	0	13-2	16-2	1	2.54
Mar 09	at Central Arkansas	7.0	8	1	1	1	11	0	0	1	0	0	0	0	0	4-1	17-2	1	2.46
*Mar 12	at South Carolina	7.0	6	1	1	0	10	0	0	0	0	0	0	0	0	4-1	18-2	1	2.38
*Mar 13	at South Carolina	10.0	8	5	4	4	8	1	1	0	3	0	1	0	0	7-5	19-2	1	2.41
*Mar 14	at South Carolina	7.0	4	2	2	3	5	3	0	0	0	0	1	0	0	3-2	20-2	2	2.39
Mar 16	LIBERTY	10.0	6	2	2	0	9	0	0	1	0	0	0	0	0	0-2	20-3	2	2.33
*Mar 19	OLE MISS	7.0	7	1	0	0	4	1	0	0	0	0	1	0	0	5-1	21-3	2	2.24
*Mar 20	OLE MISS	8.0	5	2	2	1	7	0	0	1	0	0	2	0	0	3-2	22-3	2	2.22
*Mar 21	OLE MISS	8.0	6	2	2	1	9	3	0	0	1	0	0	1	0	3-2	23-3	2	2.20
Mar 23	at Kansas City	7.0	4	3	1	1	4	0	1	0	2	0	0	0	0	9-3	24-3	2	2.15
Mar 24	at Kansas	7.0	3	4	3	2	9	0	0	2	0	0	1	1	0	7-4	25-3	3	2.18
*Mar 26	MISSISSIPPI STAT	7.0	4	0	0	1	6	1	0	0	0	0	2	0	0	2-0	26-3	4	2.11
*Mar 27	MISSISSIPPI STAT	7.0	10	7	3	1	5	3	0	1	0	0	2	0	1	8-7	27-3	5	2.14
*Mar 28	MISSISSIPPI STAT	7.0	4	3	3	2	9	0	0	2	0	0	0	1	0	4-3	28-3	5	2.17
*Apr 01	at Auburn	7.0	3	1	1	1	4	0	0	0	0	0	0	2	0	6-1	29-3	5	2.13
*Apr 02	at Auburn	7.0	4	0	0	1	4	1	0	0	0	0	0	0	0	3-0	30-3	5	2.07
*Apr 03	at Auburn	7.0	3	0	0	0	7	1	0	0	0	0	0	1	0	2-0	31-3	6	2.01
Apr 06	MISSOURI STATE	5.0	1	1	1	1	7	0	0	0	0	0	0	0	0	9-1	32-3	6	2.00
*Apr 09	ALABAMA	7.0	8	5	5	1	4	1	0	2	0	0	0	0	0	3-5	32-4	6	2.08
*Apr 10	ALABAMA	7.0	2	0	0	0	10	0	0	0	0	0	1	0	0	4-0	33-4	6	2.02
*Apr 11	ALABAMA	7.0	7	2	1	3	2	0	0	0	1	0	1	0	0	0-2	33-5	6	2.00
*Apr 16	at Georgia	7.0	7	3	3	1	6	1	0	1	0	0	1	1	0	10-3	34-5	7	2.02
*Apr 17	at Georgia	7.0	3	2	2	1	5	1	0	1	0	0	1	0	0	5-2	35-5	7	2.02
*Apr 18	at Georgia	7.0	6	2	2	3	7	1	0	2	1	0	0	1	0	5-2	36-5	8	2.02
Apr 21	CENTRAL ARKANS	8.0	11	6	3	4	9	1	1	0	0	0	1	0	1	7-6	37-5	8	2.04
*Apr 24	MISSOURI	7.0	11	6	6	4	8	4	1	1	0	0	0	0	0	3-6	37-6	8	2.13
*Apr 25	MISSOURI	7.0	13	10	6	0	3	2	0	4	1	0	1	1	0	1-10	37-7	8	2.21
*Apr 26	MISSOURI	7.0	8	4	4	2	5	1	0	2	0	0	0	1	0	8-4	38-7	9	2.25
*May 01	at LSU	7.0	4	0	0	0	4	0	0	0	0	0	1	0	0	1-0	39-7	9	2.20
*May 03	at LSU	6.0	4	2	2	2	3	0	0	0	0	0	1	0	0	1-2	39-8	9	2.21
*May 03	at LSU	7.0	5	1	1	1	5	1	0	0	0	0	0	0	0	4-1	40-8	9	2.18
May 13	vs Tennessee	7.0	2	1	1	0	5	1	0	1	0	0	0	0	0	0-1	40-9	9	2.16
May 21	MANHATTAN	5.0	2	0	0	1	5	0	0	0	0	0	0	0	0	8-0	41-9	9	2.13
May 22	SOUTH DAKOTA S	7.0	7	0	0	1	8	1	0	0	0	0	0	0	0	4-0	42-9	9	2.09
May 23	STANFORD	7.0	9	3	0	0	5	1	0	0	0	0	1	0	0	7-3	43-9	9	2.05
Totals		366.0	294	140	107	84	321	43	5	32	15	0	29	13	2	287-140	43-9	9	2.05

Home Run Tracker

#	Date	Player	Opponent	Site	# of Runs	Inning	Lineup Spot	Game Result
1	2-11-2021	Braxton Burnside	Oklahoma State	Monroe, La.	1	1	2	L, 12-11
2	2-11-2021	Braxton Burnside	Oklahoma State	Monroe, La.	3	6	2	L, 12-11
3	2-20-2021	Keely Huffine	McNeese	Lake Charles, La.	2	2	9	W, 6-4 (14)
4	2-20-2021	Kayla Green!	McNeese	Lake Charles, La.	1	4	5	W, 6-4 (14)
5	2-20-2021	Linnie Malkin!	McNeese	Lake Charles, La.	1	4	6	W, 6-4 (14)
6	2-20-2021	Linnie Malkin#	McNeese	Lake Charles, La.	2	14	6	W, 6-4 (14)
7	2-20-2021	Keely Huffine	McNeese	Lake Charles, La.	1	3	9	L, 7-4
8	2-20-2021	Hannah Gammill	McNeese	Lake Charles, La.	1	7	8	L, 7-4
9	2-21-2021	Danielle Gibson	Baylor	Lake Charles, La.	1	6	3	W, 7-2
10	2-21-2021	Hannah Gammill	McNeese	Lake Charles, La.	1	2	8	W, 3-1
11	2-21-2021	Linnie Malkin	McNeese	Lake Charles, La.	2	6	6	W, 3-1
12	2-22-2021	Hannah Gammill	UTA	Arlington, Texas	3	1	6	W, 10-6
13	2-22-2021	Linnie Malkin	UTA	Arlington, Texas	3	2	4	W, 10-6
14	2-22-2021	Keely Huffine	UTA	Arlington, Texas	1	4	9	W, 10-6
15	2-22-2021	Audrie LaValley	UTA	Arlington, Texas	1	6	8	W, 10-6
16	2-22-2021	Audrie LaValley	UTA	Arlington, Texas	1	6	6	W, 4-3
17	2-22-2021	Hannah McEwen	UTA	Arlington, Texas	1	7	1	W, 4-3
18	2-25-2021	Linnie Malkin!	North Dakota State	Fayetteville, Ark.	3	1	4	W, 9-0 (5)
19	2-25-2021	Hannah Gammill!	North Dakota State	Fayetteville, Ark.	1	1	5	W, 9-0 (5)
20	2-25-2021	Braxton Burnside	North Dakota State	Fayetteville, Ark.	2	3	2	W, 8-0
21	2-26-2021	Hannah McEwen	Texas Tech	Fayetteville, Ark.	1	1	1	W, 9-0 (5)
22	2-26-2021	Linnie Malkin	Texas Tech	Fayetteville, Ark.	2	1	4	W, 9-0 (5)
23	2-26-2021	Kayla Green	Texas Tech	Fayetteville, Ark.	2	1	7	W, 9-0 (5)
24	2-26-2021	Keely Huffine	Texas Tech	Fayetteville, Ark.	2	1	9	W, 9-0 (5)
25	2-26-2021	Hannah Gammill	Texas Tech	Fayetteville, Ark.	2	2	5	W, 9-0 (5)
26	2-26-2021	Audrie LaValley	Southeast Missouri	Fayetteville, Ark.	3	1	6	W, 9-3
27	2-26-2021	Braxton Burnside	Southeast Missouri	Fayetteville, Ark.	1	2	2	W, 9-3
28	2-26-2021	Braxton Burnside	Southeast Missouri	Fayetteville, Ark.	4	4	2	W, 9-3
29	2-27-2021	Danielle Gibson	Southeast Missouri	Fayetteville, Ark.	1	1	3	W, 6-3
30	2-27-2021	Braxton Burnside	Southeast Missouri	Fayetteville, Ark.	2	6	2	W, 6-3
31	2-28-2021	Braxton Burnside	Texas Tech	Fayetteville, Ark.	1	3	2	W, 8-0 (5)
32	2-28-2021	Danielle Gibson	Texas Tech	Fayetteville, Ark.	3	5	3	W, 8-0 (5)
33	2-28-2021	Braxton Burnside	Texas Tech	Fayetteville, Ark.	1	6	2	W, 8-0 (5)
34	3-4-2021	Kayla Green	Drake	Fayetteville, Ark.	4	6	7	W, 6-3
35	3-4-2021	Danielle Gibson\$	Drake	Fayetteville, Ark.	4	7	3	W, 6-4
36	3-5-2021	Braxton Burnside	Kansas	Fayetteville, Ark.	2	5	2	W, 8-3
37	3-5-2021	Braxton Burnside!	Northwestern State	Fayetteville, Ark.	2	1	2	W, 13-5 (6)
38	3-5-2021	Danielle Gibson!	Northwestern State	Fayetteville, Ark.	1	1	3	W, 13-5 (6)
39	3-5-2021	Ryan Jackson	Northwestern State	Fayetteville, Ark.	3	1	7	W, 13-5 (6)
40	3-5-2021	Danielle Gibson	Northwestern State	Fayetteville, Ark.	2	6	3	W, 13-5 (6)
41	3-5-2021	Kayla Green	Northwestern State	Fayetteville, Ark.	2	6	5	W, 13-5 (6)
42	3-6-2021	Danielle Gibson	Northwestern State	Fayetteville, Ark.	1	1	3	W, 13-2 (5)
43	3-6-2021	Braxton Burnside	Northwestern State	Fayetteville, Ark.	3	2	2	W, 13-2 (5)
44	3-6-2021	Danielle Gibson	Northwestern State	Fayetteville, Ark.	4	4	3	W, 13-2 (5)
45	3-6-2021	Lauren Graves	Northwestern State	Fayetteville, Ark.	2	4	6	W, 13-2 (5)
46	3-9-2021	Danielle Gibson	Central Arkansas	Conway, Ark.	2	1	3	W, 4-1
47	3-9-2021	Linnie Malkin	Central Arkansas	Conway, Ark.	1	6	5	W, 4-1
48	3-12-2021	Braxton Burnside	South Carolina	Columbia, S.C.	2	5	2	W, 4-1
49	3-12-2021	Linnie Malkin	South Carolina	Columbia, S.C.	1	6	5	W, 4-1
50	3-13-2021	Braxton Burnside	South Carolina	Columbia, S.C.	1	3	2	W, 7-5 (10)
51	3-13-2021	Braxton Burnside	South Carolina	Columbia, S.C.	2	10	2	W, 7-5 (10)
52	3-14-2021	Braxton Burnside	South Carolina	Columbia, S.C.	2	1	2	W, 3-2
53	3-14-2021	Linnie Malkin	South Carolina	Columbia, S.C.	1	4	5	W, 3-2
54	3-20-2021	Hannah McEwen	Ole Miss	Fayetteville, Ark.	1	6	1	W, 3-2 (8)
55	3-20-2021	Danielle Gibson\$	Ole Miss	Fayetteville, Ark.	1	8	3	W, 3-2 (8)
56	3-21-2021	Keely Huffine\$	Ole Miss	Fayetteville, Ark.	1	8	7	W, 3-2 (8)
57	3-23-2021	Braxton Burnside	Kansas	Lawrence, Kan.	2	2	3	W, 7-4
58	3-23-2021	Linnie Malkin	Kansas	Lawrence, Kan.	1	7	5	W, 7-4
59	3-26-2021	Linnie Malkin	Mississippi State	Fayetteville, Ark.	2	4	5	W, 2-0
60	3-27-2021	Linnie Malkin	Mississippi State	Fayetteville, Ark.	1	4	5	W, 8-7
61	3-28-2021	Braxton Burnside	Mississippi State	Fayetteville, Ark.	2	5	3	W, 4-3
62	4-1-2021	Braxton Burnside	Auburn	Auburn, Ala.	3	5	2	W, 6-1
63	4-2-2021	Braxton Burnside	Auburn	Auburn, Ala.	1	5	2	W, 3-0
64	4-6-2021	Hannah Gammill	Missouri State	Fayetteville, Ark.	1	2	6	W, 9-1 (5)
65	4-6-2021	Kayla Green	Missouri State	Fayetteville, Ark.	1	4	8	W, 9-1 (5)
66	4-6-2021	Braxton Burnside	Missouri State	Fayetteville, Ark.	1	4	2	W, 9-1 (5)
67	4-6-2021	Danielle Gibson!	Missouri State	Fayetteville, Ark.	1	5	4	W, 9-1 (5)
68	4-6-2021	Linnie Malkin!	Missouri State	Fayetteville, Ark.	1	5	5	W, 9-1 (5)
69	4-6-2021	Kayla Green\$	Missouri State	Fayetteville, Ark.	2	5	8	W, 9-1 (5)
70	4-10-2021	Braxton Burnside	Alabama	Fayetteville, Ark.	1	3	2	W, 4-0
71	4-10-2021	Kayla Green	Alabama	Fayetteville, Ark.	1	4	6	W, 4-0
72	4-10-2021	Kayla Green	Alabama	Fayetteville, Ark.	2	6	6	W, 4-0
73	4-16-2021	Hannah Gammill	Georgia	Athens, Ga.	1	3	1	W, 10-3
74	4-16-2021	Kayla Green	Georgia	Athens, Ga.	1	4	6	W, 10-3
75	4-16-2021	Danielle Gibson	Georgia	Athens, Ga.	2	5	4	W, 10-3
76	4-17-2021	Danielle Gibson	Georgia	Athens, Ga.	1	3	4	W, 5-2
77	4-18-2021	Braxton Burnside	Georgia	Athens, Ga.	1	1	2	W, 5-2
78	4-18-2021	Kayla Green	Georgia	Athens, Ga.	3	1	6	W, 5-2
79	4-18-2021	Hannah McEwen	Georgia	Athens, Ga.	1	3	3	W, 5-2
80	4-21-2021	Linnie Malkin	Central Arkansas	Fayetteville, Ark.	3	1	5	W, 7-6 (8)
81	4-21-2021	Linnie Malkin	Central Arkansas	Fayetteville, Ark.	1	5	5	W, 7-6 (8)
82	4-21-2021	Braxton Burnside\$	Central Arkansas	Fayetteville, Ark.	1	8	2	W, 7-6 (8)
83	4-24-2021	Danielle Gibson	Missouri	Fayetteville, Ark.	3	1	4	L, 6-3
84	4-25-2021	Kayla Green	Missouri	Fayetteville, Ark.	1	2	6	L, 10-1
85	4-26-2021	Hannah Gammill!	Missouri	Fayetteville, Ark.	3	1	3	W, 8-4
86	4-26-2021	Danielle Gibson!	Missouri	Fayetteville, Ark.	1	1	4	W, 8-4
87	4-26-2021	Braxton Burnside	Missouri	Fayetteville, Ark.	1	4	2	W, 8-4
88	5-3-2021	Linnie Malkin!	LSU	Baton Rouge, La.	1	3	5	W, 4-1
89	5-3-2021	Kayla Green!	LSU	Baton Rouge, La.	1	3	6	W, 4-1
90	5-22-2021	Linnie Malkin	South Dakota State	Fayetteville, Ark.	2	2	5	W, 8-0 (5)
91	5-23-2021	Braxton Burnside	Stanford	Fayetteville, Ark.	2	1	2	W, 7-4
92	5-23-2021	Linnie Malkin	Stanford	Fayetteville, Ark.	3	5	5	W, 7-4

! - back-to-back | \* - pinch hitter | # go ahead | \$ walk off



Game by Game Starters | by Position

Date	Opponent	SP	C	1B	2B	3B	SS	LF	CF	RF	DP
F11	Oklahoma State	Haff	Green	Gibson	LaValley	Ventura	Burnside	McEwen	Cesena	Jackson	Malkin
F20	McNeese	Storms	Green	Gibson	Duncan	Gammill	Burnside	McEwen	Huffine	Jackson	Malkin
F20	McNeese	Howell	Green	Gibson	Duncan	Gammill	Burnside	McEwen	Huffine	Jackson	Malkin
F21	Baylor	Haff	Green	Gibson	LaValley	Gammill	Burnside	McEwen	Huffine	Jackson	Malkin
F21	McNeese	Storms	Green	Gibson	LaValley	Gammill	Burnside	McEwen	Huffine	Jackson	Malkin
F22	UTA	Howell	Green	Gibson	LaValley	Gammill	Burnside	McEwen	Huffine	Jackson	Malkin
F22	UTA	Bloom	Green	Gibson	LaValley	Gammill	Burnside	McEwen	Huffine	Jackson	Malkin
F25	North Dakota State	Storms	Green	Gibson	LaValley	Gammill	Burnside	McEwen	Huffine	Cesena	Malkin
F25	North Dakota State	Haff	Green	Gibson	LaValley	Gammill	Burnside	McEwen	Huffine	Cesena	Malkin
F26	Texas Tech	Haff	Green	Gibson	LaValley	Gammill	Burnside	McEwen	Huffine	Cesena	Malkin
F26	Southeast Missouri	Bloom	Green	Gibson	LaValley	Gammill	Burnside	McEwen	Huffine	Cesena	Malkin
F27	Southeast Missouri	Storms	Green	Gibson	LaValley	Gammill	Burnside	McEwen	Huffine	Torres	Malkin
F28	Texas Tech	Haff	Green	Gibson	LaValley	Gammill	Burnside	McEwen	Huffine	Torres	Malkin
M4	Drake	Haff	Green	Gibson	LaValley	Gammill	Burnside	Jackson	Huffine	Malkin	Hedgecock
M4	Drake	Howell	Green	Gibson	LaValley	Gammill	Burnside	Jackson	Huffine	Malkin	Manzo
M5	Kansas	Storms	Green	Gibson	LaValley	Gammill	Burnside	Jackson	Huffine	Malkin	Manzo
M5	Northwestern State	Bloom	Green	Gibson	LaValley	Gammill	Burnside	Jackson	Huffine	Malkin	Manzo
M6	Northwestern State	Haff	Green	Gibson	LaValley	Gammill	Burnside	Jackson	Huffine	Malkin	Manzo
M9	Central Arkansas	Haff	Green	Gibson	LaValley	Gammill	Burnside	Jackson	Huffine	Malkin	Manzo
M12	South Carolina	Haff	Green	Gibson	Huffine	Duncan	Burnside	Jackson	Torres	Malkin	Manzo
M13	South Carolina	Howell	Green	Gibson	Huffine	Duncan	Burnside	Jackson	Torres	Malkin	Manzo
M14	South Carolina	Bloom	Green	Gibson	Huffine	Duncan	Burnside	Jackson	Torres	Malkin	Manzo
M17	Liberty	Haff	Green	Gibson	Huffine	Duncan	Burnside	Jackson	Torres	Manzo	Malkin
M19	Ole Miss	Haff	Green	Gibson	LaValley	Ventura	Huffine	McEwen	Torres	Manzo	Malkin
M20	Ole Miss	Storms	Green	Gibson	Huffine	Ventura	Burnside	McEwen	Torres	Manzo	Malkin
M21	Ole Miss	Bloom	Green	Gibson	Huffine	Ventura	Burnside	McEwen	Torres	Manzo	Malkin
M23	Kansas City	Storms	Green	Gibson	Huffine	Ventura	Burnside	McEwen	Torres	Manzo	Malkin
M24	Kansas	Haff	Green	Malkin	Huffine	Ventura	Burnside	McEwen	Torres	Manzo	Graves
M26	Mississippi State	Haff	Green	Malkin	Huffine	Ventura	Burnside	McEwen	Torres	Manzo	Graves
M30	Mississippi State	Storms	Green	Malkin	Huffine	Ventura	Burnside	McEwen	Torres	Manzo	Graves
M31	Mississippi State	Haff	Green	Malkin	Huffine	Duncan	Burnside	McEwen	Torres	Manzo	Jackson
A1	Auburn	Haff	Green	Gibson	Huffine	Duncan	Burnside	McEwen	Torres	Manzo	Malkin
A2	Auburn	Storms	Green	Gibson	Huffine	Duncan	Burnside	McEwen	Torres	Manzo	Malkin
A3	Auburn	Bloom	Green	Gibson	Huffine	Duncan	Burnside	McEwen	Torres	Manzo	Malkin
A6	Missouri State	Storms	Green	Gibson	Huffine	Gammill	Burnside	McEwen	Torres	Manzo	Malkin
A9	Alabama	Haff	Green	Gibson	Huffine	Gammill	Burnside	McEwen	Torres	Manzo	Malkin
A10	Alabama	Storms	Green	Gibson	Huffine	Gammill	Burnside	McEwen	Torres	Manzo	Malkin
A11	Alabama	Storms	Green	Gibson	Huffine	Gammill	Burnside	McEwen	Torres	Manzo	Malkin
A16	Georgia	Storms	Green	Gibson	Huffine	Gammill	Burnside	McEwen	Torres	Manzo	Malkin
A17	Georgia	Haff	Green	Gibson	Huffine	Gammill	Burnside	McEwen	Torres	Manzo	Malkin
A18	Georgia	Bloom	Green	Gibson	Huffine	Gammill	Burnside	McEwen	Torres	Manzo	Malkin
A21	Central Arkansas	Bloom	Green	Gibson	Huffine	Gammill	Burnside	McEwen	Torres	Manzo	Malkin
A24	Missouri	Haff	Green	Gibson	Huffine	Gammill	Burnside	McEwen	Torres	Manzo	Malkin
A25	Missouri	Bloom	Green	Gibson	Huffine	Gammill	Burnside	McEwen	Torres	Manzo	Malkin
A26	Missouri	Haff	Green	Gibson	Huffine	Gammill	Burnside	McEwen	Torres	Manzo	Malkin
M1	LSU	Haff	Green	Gibson	Huffine	Gammill	Burnside	McEwen	Torres	Manzo	Malkin
M3	LSU	Haff	Green	Gibson	Huffine	Gammill	Burnside	McEwen	Torres	Manzo	Malkin
M3	LSU	Storms	Green	Gibson	Huffine	Gammill	Burnside	McEwen	Torres	Manzo	Malkin
M13	Tennessee	Haff	Green	Gibson	LaValley	Gammill	Huffine	McEwen	Torres	Manzo	Malkin
M21	Manhattan	Haff	Green	Gibson	Huffine	Gammill	Burnside	McEwen	Jackson	Manzo	Malkin
M22	South Dakota State	Haff	Green	Gibson	Huffine	Gammill	Burnside	McEwen	Jackson	Manzo	Malkin
M23	Stanford	Storms	Green	Gibson	Huffine	Gammill	Burnside	McEwen	Jackson	Manzo	Malkin

Date	Opponent	1	2	3	4	5	6	7	8	9	FX
F11	Oklahoma State	McEwen	Burnside	Gibson	Jackson	Green	Malkin	LaValley	Cesena	Ventura	Haff
F20	McNeese	McEwen	Burnside	Gibson	Jackson	Green	Malkin	Duncan	Gammill	Huffine	Storms
F20	McNeese	McEwen	Burnside	Gibson	Jackson	Green	Malkin	Duncan	Gammill	Huffine	Howell
F21	Baylor	McEwen	Burnside	Gibson	Jackson	Green	Malkin	LaValley	Gammill	Huffine	Haff
F21	McNeese	McEwen	Burnside	Gibson	Jackson	Green	Malkin	LaValley	Gammill	Huffine	Storms
F22	UTA	McEwen	Burnside	Gibson	Malkin	Jackson	Gammill	Green	LaValley	Huffine	Howell
F22	UTA	McEwen	Burnside	Gibson	Malkin	Gammill	LaValley	Jackson	Green	Huffine	Bloom
F25	North Dakota State	McEwen	Burnside	Gibson	Malkin	Gammill	LaValley	Green	Cesena	Huffine	Storms
F25	North Dakota State	McEwen	Burnside	Gibson	Malkin	Gammill	LaValley	Green	Cesena	Huffine	Haff
F26	Texas Tech	McEwen	Burnside	Gibson	Malkin	Gammill	LaValley	Green	Cesena	Huffine	Haff
F26	Southeast Missouri	McEwen	Burnside	Gibson	Malkin	Gammill	LaValley	Green	Cesena	Huffine	Bloom
F27	Southeast Missouri	McEwen	Burnside	Gibson	Malkin	Gammill	LaValley	Green	Torres	Huffine	Storms
F28	Texas Tech	McEwen	Burnside	Gibson	Malkin	Gammill	LaValley	Green	Torres	Huffine	Haff
M4	Drake	LaValley	Burnside	Gibson	Malkin	Gammill	Jackson	Green	Hedgecock	Huffine	Haff
M4	Drake	LaValley	Burnside	Gibson	Malkin	Gammill	Jackson	Green	Manzo	Huffine	Howell
M5	Kansas	Gammill	Burnside	Gibson	Malkin	Green	LaValley	Jackson	Manzo	Huffine	Storms
M5	Northwestern State	Gammill	Burnside	Gibson	Malkin	Green	LaValley	Jackson	Manzo	Huffine	Bloom
M6	Northwestern State	Gammill	Burnside	Gibson	Malkin	Green	LaValley	Jackson	Manzo	Huffine	Haff
M9	Central Arkansas	Gammill	Burnside	Gibson	Green	Malkin	Jackson	Manzo	LaValley	Huffine	Haff
M12	South Carolina	Torres	Burnside	Gibson	Green	Malkin	Jackson	Manzo	Duncan	Huffine	Haff
M13	South Carolina	Torres	Burnside	Gibson	Green	Malkin	Jackson	Manzo	Duncan	Huffine	Howell
M14	South Carolina	Torres	Burnside	Gibson	Green	Malkin	Manzo	Jackson	Duncan	Huffine	Bloom
M17	Liberty	Torres	Burnside	Gibson	Green	Malkin	Manzo	Jackson	Duncan	Huffine	Haff
M19	Ole Miss	Torres	McEwen	Gibson	Green	Malkin	Manzo	Ventura	LaValley	Huffine	Haff
M20	Ole Miss	McEwen	Burnside	Gibson	Green	Malkin	Manzo	Huffine	Ventura	Torres	Storms
M21	Ole Miss	McEwen	Burnside	Gibson	Green	Malkin	Manzo	Huffine	Ventura	Torres	Bloom
M23	Kansas City	McEwen	Burnside	Gibson	Green	Malkin	Manzo	Huffine	Ventura	Torres	Storms
M24	Kansas	Torres	McEwen	Burnside	Green	Malkin	Manzo	Graves	Huffine	Ventura	Haff
M26	Mississippi State	Torres	McEwen	Burnside	Green	Malkin	Manzo	Graves	Huffine	Ventura	Haff
M27	Mississippi State	Torres	McEwen	Burnside	Green	Malkin	Manzo	Graves	Huffine	Ventura	Storms
M28	Mississippi State	Torres	McEwen	Burnside	Green	Malkin	Manzo	Jackson	Huffine	Duncan	Haff
A1	Auburn	McEwen	Burnside	Gibson	Malkin	Green	Manzo	Huffine	Duncan	Torres	Haff
A2	Auburn	McEwen	Burnside	Gibson	Malkin	Green	Manzo	Huffine	Duncan	Torres	Storms
A3	Auburn	McEwen	Burnside	Gibson	Malkin	Green	Manzo	Huffine	Duncan	Torres	Bloom
A6	Missouri State	Torres	Burnside	McEwen	Gibson	Malkin	Gammill	Manzo	Green	Huffine	Storms
A9	Alabama	Torres	Burnside	McEwen	Gibson	Malkin	Gammill	Manzo	Green	Huffine	Haff
A10	Alabama	Gammill	Burnside	McEwen	Gibson	Malkin	Green	Manzo	Huffine	Torres	Storms
A11	Alabama	Gammill	Burnside	McEwen	Gibson	Malkin	Green	Manzo	Huffine	Torres	Storms
A16	Georgia	Gammill	Burnside	McEwen	Gibson	Malkin	Green	Manzo	Huffine	Torres	Storms
A17	Georgia	Gammill	Burnside	McEwen	Gibson	Malkin	Green	Manzo	Huffine	Torres	Haff
A18	Georgia	Gammill	Burnside	McEwen	Gibson	Malkin	Green	Manzo	Huffine	Torres	Bloom
A21	Central Arkansas	Gammill	Burnside	McEwen	Gibson	Malkin	Green	Manzo	Huffine	Torres	Bloom
A24	Missouri	Gammill	Burnside	McEwen	Gibson	Malkin	Green	Manzo	Huffine	Torres	Haff
A25	Missouri	Gammill	Burnside	McEwen	Gibson	Malkin	Green	Manzo	Huffine	Torres	Bloom
A26	Missouri	McEwen	Burnside	Gammill	Gibson	Malkin	Green	Manzo	Huffine	Torres	Haff
M1	LSU	McEwen	Burnside	Gammill	Gibson	Malkin	Green	Manzo	Huffine	Torres	Haff
M3	LSU	McEwen	Burnside	Gammill	Gibson	Malkin	Green	Manzo	Huffine	Torres	Haff
M3	LSU	McEwen	Burnside	Gammill	Gibson	Malkin	Green	Manzo	Huffine	Torres	Storms
M13	Tennessee	McEwen	Gammill	Gibson	Malkin	Green	Manzo	LaValley	Huffine	Torres	Haff
M21	Manhattan	McEwen	Burnside	Gammill	Gibson	Malkin	Green	Manzo	Jackson	Huffine	Haff
M22	South Dakota State	McEwen	Burnside	Gammill	Gibson	Malkin	Green	Manzo	Jackson	Huffine	Haff
M23	Stanford	McEwen	Burnside	Gammill	Gibson	Malkin	Green	Manzo	Jackson	Huffine	Storms



# KAITLYN HOWARD

UTL • L/L • 5-7 • Freshman  
East End, Ark. • Sheridan HS

# 00

## SEASON HIGHS

Category	No.	Opponent (Last)	Date
Hits	-	-	-
Doubles	-	-	-
Triples	-	-	-
Home Runs	-	-	-
Total Bases	-	-	-
RBI	-	-	-
Runs	-	-	-
Walks	-	-	-
ABs	-	-	-

## CAREER HIGHS

Category	No.	Opponent (Last)	Date
Hits	-	-	-
Doubles	-	-	-
Triples	-	-	-
Home Runs	-	-	-
Total Bases	-	-	-
RBI	-	-	-
Runs	-	-	-
Walks	-	-	-
ABs	-	-	-

## SEASON HIGHS

Category	No.	Opponent (Last)	Date
Innings	1.0	Northwestern St.	3/6/21
Longest Start	-	-	-
Shortest Start	-	-	-
Longest Relief	1.0	Northwestern St.	3/6/21
Hits	4	Northwestern St.	3/6/21
Runs	2	Northwestern St.	3/6/21
Earned Runs	2	Northwestern St.	3/6/21
Walks	1	Northwestern St.	3/6/21
Strikeouts	-	-	-
Pitches	29	Northwestern St.	3/6/21

## CAREER HIGHS

Category	No.	Opponent (Last)	Date
Innings	1.0	Northwestern St.	3/6/21
Longest Start	-	-	-
Shortest Start	-	-	-
Longest Relief	1.0	Northwestern St.	3/6/21
Hits	4	Northwestern St.	3/6/21
Runs	2	Northwestern St.	3/6/21
Earned Runs	2	Northwestern St.	3/6/21
Walks	1	Northwestern St.	3/6/21
Strikeouts	-	-	-
Pitches	29	Northwestern St.	3/6/21

## BIO

**Prior to Arkansas:** Earned a letter in three seasons at Sheridan High School for head coach Tamara Strawn ... Led the Yellowjackets to three consecutive state championships ... Two-time Arkansas All-State Selection in 2018 and 2019 ... Garnered 2018 State Tournament MVP honors ... Heading into her senior year in 2020, Sheridan was named the best high school program in the state by MaxPreps ... Was not able to compete as a senior due to COVID-19 pandemic ... As a junior in 2019 hit .441 (30-for-68) with 22 runs scored, 25 RBIs, eight doubles, three triples and six homers ... Slashed .441/.472/.911 in 2019, leading Sheridan to a 27-4 record and a Class 5A state championship ... Inside the circle threw 65.1 innings with a 0.86 ERA ... In sophomore season hit .596 (31-for-52) with 23 runs scored, 16 RBIs, six doubles and one triple ... Slashed .596/.644/.750 ... Threw 57.1 innings with a 0.61 ERA ... Part of a 30-3 Yellowjackets squad that earned its second consecutive state title ... As a freshman won a state title on a Sheridan team that finished 31-4-1 ... Also lettered in basketball and volleyball for Sheridan.

**Personal:** Daughter of Clarence and Kristi Howard ... Plans to major in exercise science and wants to attend physical therapy school after her playing career is over ... Throws and bats left-handed, but writes right-handed.

## GAME-BY-GAME

Date	Opponent	Pos	AB	R	H	RBI	2B	3B	HR	BB	SB	CS	HBP	SAC	SF	GDP	K	PO	A	E	Avg	
Feb 26	TEXAS TECH	pr	0	0	0	0	0	0	0	0	0	0	0	0	0	0	0	0	0	0	0	.000
Feb 28	TEXAS TECH	pr	0	0	0	0	0	0	0	0	0	0	0	0	0	0	0	0	0	0	0	.000
Mar 06	NORTHWESTERN	p	0	0	0	0	0	0	0	0	0	0	0	0	0	0	0	0	0	1	0	.000
Mar 16	LIBERTY	pr	0	0	0	0	0	0	0	0	0	0	0	0	0	0	0	0	0	0	0	.000
Totals		ogs	0	0	0	0	0	0	0	0	0	0	0	0	0	0	0	0	0	1	0	.000

On base pct. .000 • Slugging pct. .000

#0 Kaitlyn Howard - 1 appearance (All games)

Date	Opponent	GS	IP	H	R	ER	BB	SO	2B	3B	HR	WP	BK	HBP	IBB	Score	W-L	Sv	ERA	NP
Mar 06	NORTHWESTERN	0	1.0	4	2	2	1	0	0	0	0	0	0	0	0	13-2	0-0	0	14.00	29
Totals		0	1.0	4	2	2	1	0	0	0	0	0	0	0	0	13-2	0-0	0	14.00	-

### Kaitlyn Howard Career Stats

Year	era	w-l	app	gs	cq	sho	sv	ip	h	r	er	bb	so	2b	3b	hr	bf	bavq	wp	hbp	bk	sfa	sha
2021	14.00	0-0	1	0	0	0/0	0	1.0	4	2	2	1	0	0	0	0	8	.571	0	0	0	0	0
TOTAL	14.00	0-0	1	0	0	0/0	0	1.0	4	2	2	1	0	0	0	0	8	.571	0	0	0	0	0



# RYAN JACKSON

OF • R/R • 5-6 • Redshirt Senior

Chino Hills, Calif. • Bethune-Cookman (Ruben S. Ayala HS)

# 1

## SEASON HIGHS

Category	No.	Opponent (Last)	Date
Hits	2	2x (Northwestern St)	3/5/21
Doubles	1	2x (Manhattan)	5/21/21
Triples	1	2x (Drake)	3/4/21
Home Runs	1	Northwestern St.	3/5/21
Total Bases	5	Northwestern St.	3/5/21
RBI's	3	Northwestern St.	3/5/21
Runs	2	2x (Northwestern St.)	3/5/21
Walks	1	2x (South Carolina)	3/12/21
ABs	7	McNeese	2/20/21

## CAREER HIGHS

Category	No.	Opponent (Last)	Date
Hits	4*	Fairfield	3/18/17
Doubles	3*	Quinnipiac	2/17/18
Triples	1	6x (Oklahoma State)	2/11/21
Home Runs	2*	3x (Northern Kentucky)	3/10/18
Total Bases	8*	3x (Northern Kentucky)	3/10/18
RBI	6*	South Carolina State	4/14/18
Runs	4*	Mount St. Mary's	3/9/17
Walks	3*	Long Beach State	2/23/18
ABs	7	McNeese	2/20/21

\*At Bethune-Cookman

## BIO CONTINUED

**As a Junior (2019):** Recorded one multi-hit game (2-for-3) against Lipcomb (Feb. 9)...Collected first triple of Arkansas career against SIUE (Feb. 23)... Drove in three runs with a pinch hit double in a 7-1 win over Auburn (May 4).

**At Bethune-Cookman (2017-18):** Two-time MEAC Player of the Year... Named the MEAC Player and Rookie of the Year her freshman season at Bethune-Cookman... Finalist for the 2017 Schutt Sports/NFCA National Freshman of the Year award... Six-time MEAC player of the week ... Named to the NFCA All-Region First team as a sophomore ... In two seasons hit .378 with 123 hits, 31 home runs with a .754 slugging percentage and 99 RBIs at Bethune-Cookman... As a freshman in 2017, led the league in batting average (.412), on base percentage (.483), RBI (47), home runs (14) and slugging percentage (.771) ... As a sophomore, led the league in on-base percentage (.467), RBI (50), runs scored (54), total bases (127) and home runs (17) ... Holds the school record at BCU for most homers in a season (17)... Part of 2018 MEAC Championship team and NCAA Tournament Gainesville Regional squad.

## BIO

**Career Awards:** MEAC Player of the Year (2017, 2018, \*at Bethune-Cookman), MEAC Rookie of the Year (2017, \*at Bethune-Cookman), MEAC Player of the Week (Six-time recipient, \*at Bethune-Cookman), NFCA Freshman of the Year Finalist (2017, \*at Bethune-Cookman)

**As a Redshirt Senior (2021):** Made a diving catch in left field that was No. 8 on SportsCenter's Top Plays (Mar 14)... Robbed a homer vs. Liberty (Mar. 16)

**As a Senior (2020):** Tied for second on the team in home runs (5) and third in RBI (15) ... Led the team in hit by pitches and ranked 10th in the country with 0.44 per game... Slugged .600, the second highest on the team... Recorded an Arkansas career-high three hits at FGCU (Feb. 16)... Set an Arkansas career-high of five RBI and hit first home run in a Razorback jersey against Nebraska (Feb. 9)... Went 2-for-3 with a homer and three RBI in a win over Kent State (Feb. 28)... Drew a walk-off hit by pitch on the 17th pitch of the plate appearance in a 3-2 win over Kansas (March 10).

## GAME-BY-GAME

Date	Opponent	Pos	AB	R	H	RBI	2B	3B	HR	BB	SB	CS	HBP	SAC	SF	GDP	K	PO	A	E	Avg	
Feb 11	vs Oklahoma State	*of	3	2	1	0	0	1	0	0	0	0	2	0	0	0	1	1	0	0	.333	
Feb 20	at McNeese	*of	7	0	2	0	1	0	0	0	0	0	0	0	0	0	1	1	0	0	.300	
Feb 20	at McNeese	*of	4	0	1	0	0	0	0	0	0	0	0	0	0	0	0	0	0	0	.286	
Feb 21	vs Baylor	*of	2	1	0	0	0	0	0	0	0	0	2	0	0	0	2	1	0	0	.250	
Feb 21	at McNeese	*of	3	0	0	0	0	0	0	1	0	0	0	0	0	0	0	1	0	0	.211	
Feb 22	at UT Arlington-1	*of	3	0	0	0	0	0	0	0	0	0	0	0	0	0	3	0	0	0	.182	
Feb 22	at UT Arlington-2	*of	3	0	0	0	0	0	0	0	0	0	0	0	0	0	1	2	0	0	.160	
Mar 04	DRAKE-1	*of	1	1	0	0	0	0	0	0	0	0	1	1	0	0	0	1	1	0	.154	
Mar 04	DRAKE-2	*of	3	1	1	0	0	1	0	0	0	0	0	0	0	0	0	1	2	0	.172	
Mar 05	KANSAS	*of	2	0	1	1	0	0	0	0	0	0	0	0	0	0	1	0	0	0	.194	
Mar 05	NORTHWESTERN	*of	3	2	2	3	0	0	1	0	0	0	0	0	0	0	0	1	0	0	.235	
Mar 06	NORTHWESTERN	*of	1	1	0	0	0	0	0	0	0	0	1	0	0	0	0	1	0	0	.229	
Mar 09	at Central Arkansas	*of	3	0	0	0	0	0	0	0	0	0	0	0	0	0	2	2	0	0	.211	
Mar 12	at South Carolina	*of	2	1	0	0	0	0	0	1	0	0	0	0	0	0	0	2	0	0	.200	
Mar 13	at South Carolina	*of	6	0	0	0	0	0	0	0	0	0	0	0	0	0	1	4	0	0	.174	
Mar 14	at South Carolina	*of	3	0	1	0	0	0	0	0	0	0	0	0	0	0	0	3	0	0	.184	
Mar 16	LIBERTY	*of	4	0	0	0	0	0	0	0	0	0	0	0	0	0	0	4	0	0	.170	
Mar 19	OLE MISS	ph	1	0	0	0	0	0	0	0	0	0	0	0	0	0	0	0	0	0	.167	
Mar 20	OLE MISS	of	0	0	0	0	0	0	0	0	0	0	0	0	0	0	0	0	0	0	.167	
Mar 21	OLE MISS	ph	0	0	0	0	0	0	0	0	0	0	1	0	0	0	0	0	0	0	.167	
Mar 24	at Kansas	ph/of	0	0	0	0	0	0	0	0	0	0	0	0	0	0	0	0	0	0	.167	
Mar 28	MISSISSIPPI STA	*dh/of	2	0	0	0	0	0	0	0	0	0	1	0	0	0	2	0	0	0	.161	
Apr 02	at Auburn	ph	1	0	0	0	0	0	0	0	0	0	0	0	0	0	1	0	0	0	.158	
Apr 24	MISSOURI	ph	1	0	0	0	0	0	0	0	0	0	0	0	0	0	0	0	0	0	.155	
May 01	at LSU	ph	1	0	1	1	0	0	0	0	0	0	0	0	0	0	0	0	0	0	.169	
May 13	vs Tennessee	ph	1	0	0	0	0	0	0	0	0	0	0	0	0	0	0	0	0	0	.167	
May 21	MANHATTAN	*of	3	0	1	2	1	0	0	0	0	0	0	0	0	0	0	3	0	0	.175	
May 22	SOUTH DAKOTA	*of	3	0	0	0	0	0	0	0	0	0	0	0	0	0	1	2	0	0	.167	
May 23	STANFORD	*of	3	0	1	1	0	0	0	0	0	0	0	0	0	0	0	1	1	0	.174	
Totals			21gs	69	9	12	8	2	2	1	2	0	0	8	1	1	1	17	31	2	0	.174

On base pct. .275 • Slugging pct. .304

## Ryan Jackson Career Stats - Arkansas Only

Year	avg	gp-gs	ab	r	h	2b	3b	hr	rbi	tb	slg%	bb	hbp	so	gdp	ob%	sf	sh	sb-att	po	a	e	fld%
2019	.212	28-7	33	5	7	1	1	0	4	10	.303	1	4	11	0	.316	0	0	0-0	4	0	0	1.000
2020	.323	25-25	65	20	21	3	0	5	15	39	.600	8	11	9	0	.476	0	0	0-0	1	0	0	1.000
2021	.174	29-21	69	9	12	2	2	1	8	21	.304	2	8	17	1	.275	1	1	0-0	31	2	0	1.000
TOTAL	.240	82-53	167	34	40	6	3	6	27	70	.419	11	23	37	1	.366	1	1	0-0	36	2	0	1.000



# VALERIE VENTURA

INF • R/R • 5-6 • Redshirt Sophomore  
Oxnard, Calif. • Rio Mesa HS

# 2

## SEASON HIGHS

Category	No.	Opponent (Last)	Date
Hits	1	3x (Ole Miss)	3/19/21
Doubles	-	-	-
Triples	-	-	-
Home Runs	-	-	-
Total Bases	1	3x (Ole Miss)	3/19/21
RBI's	1	2x (Ole Miss)	3/19/21
Runs	1	Oklahoma State	2/11/21
Walks	-	-	-
ABs	3	4x (Kansas City)	3/23/21

## CAREER HIGHS

Category	No.	Opponent (Last)	Date
Hits	2	2x (Villanova)	2/29/20
Doubles	1	Villanova	2/29/20
Triples	-	-	-
Home Runs	-	-	-
Total Bases	3	Villanova	2/29/20
RBI's	1	8x (Ole Miss)	3/19/21
Runs	2	Villanova	2/29/20
Walks	1	2x (Marist)	2/23/20
ABs	3	8x (Kansas City)	3/23/21

## BIO CONTINUED

her club team... Also lettered four years for the Rio Mesa High School girls basketball team.

**Personal:** Daughter of Andy and Nancy Ventura... Has two siblings, Andrew and Krystin.

## BIO

**As a Redshirt Freshman (2020):** Appeared in 24 games, making 18 starts at third base... Made first collegiate appearance as a pinch runner and scored against UTEP (Feb. 7)... Collected first collegiate hit in first start at FGCU (Feb. 16)... Registered first two hit game against Villanova (Feb. 28)... Hit first double against Villanova (Feb. 29)... Notched first RBI against South Dakota State (Feb. 21).

**As a Freshman (2019):** Was granted a medical redshirt for her first season at Arkansas.

**Prior to Arkansas:** Held a career batting average of .468 for Rio Mesa High school... Recorded 102 hits, 72 RBI's, 103 runs, 17 homers while slugging .839... Batted .494 during her senior year of high school with 38 hits on 34 runs with 9 homers while slugging 1.012... Led the team to a 23-0-1 record before suffering an injury during her final season at Rio Mesa... Was named to the 2015 and 2017 First Team All-Ventura County and the First team Pacific View League... 2017 All-Tournament Team for the TNT National Tournament ...Hit a three run walk-off home run in the championship game against the Cal A's Quales for

## GAME-BY-GAME

Date	Opponent	Pos	AB	R	H	RBI	2B	3B	HR	BB	SB	CS	HBP	SAC	SF	GDP	K	PO	A	E	Avg
Feb 11	vs Oklahoma State	*3b	3	1	1	1	0	0	0	0	0	0	0	0	0	0	0	1	1	0	.333
Feb 20	at McNeese	pr	0	0	0	0	0	0	0	0	0	0	0	0	0	0	0	0	0	0	.333
Feb 25	NORTH DAKOTA	pr	0	0	0	0	0	0	0	0	0	0	0	0	0	0	0	0	0	0	.333
Feb 26	TEXAS TECH	ph	1	0	0	0	0	0	0	0	0	0	0	0	0	0	0	0	0	0	.250
Mar 05	KANSAS	pr	0	0	0	0	0	0	0	0	0	0	0	0	0	0	0	0	0	0	.250
Mar 06	NORTHWESTERN	3b	0	0	0	0	0	0	0	0	0	0	0	0	0	0	0	0	0	0	.250
Mar 09	at Central Arkansas	3b	0	0	0	0	0	0	0	0	0	0	0	0	0	0	0	0	0	0	.250
Mar 13	at South Carolina	pr	0	0	0	0	0	0	0	0	0	0	0	0	0	0	0	0	0	0	.250
Mar 16	LIBERTY	3b	1	0	1	0	0	0	0	0	0	0	0	0	0	0	0	1	3	0	.400
Mar 19	OLE MISS	*3b	3	0	1	1	0	0	0	0	0	0	0	0	0	0	0	2	4	0	.375
Mar 20	OLE MISS	*3b	3	0	0	0	0	0	0	0	0	0	0	0	0	0	2	0	5	2	.273
Mar 21	OLE MISS	*3b	2	0	0	0	0	0	0	0	0	0	0	0	0	0	0	2	1	1	.231
Mar 23	at Kansas City	*3b	3	0	0	0	0	0	0	0	0	0	0	0	0	0	0	2	1	5	.188
Mar 24	at Kansas	*3b	2	0	0	0	0	0	0	0	0	0	0	0	0	0	0	1	2	0	.167
Mar 26	MISSISSIPPI STA	*3b	2	0	0	0	0	0	0	0	0	0	0	0	0	0	0	1	3	1	.150
Mar 27	MISSISSIPPI STA	*3b	0	0	0	0	0	0	0	0	0	0	0	0	0	0	0	0	0	1	.150
Totals		8gs	20	1	3	2	0	0	0	0	0	0	0	0	0	0	0	8	11	22	.150

On base pct. .150 • Slugging pct. .150

## Valerie Ventura Career Stats

Year	avg	gp-gs	ab	r	h	2b	3b	hr	rbi	tb	slg%	bb	hbp	so	gdp	ob%	sf	sh	sb-att	po	a	e	fld%
2020	.263	24-18	38	10	10	1	0	0	6	11	.289	2	0	10	2	.300	0	3	0-0	10	39	4	.925
2021	.150	16-8	20	1	3	0	0	0	2	3	.150	0	0	8	0	.150	0	0	0-0	11	22	4	.892
TOTAL	.224	40-26	58	11	13	1	0	0	8	14	.241	2	0	18	2	.250	0	3	0-0	21	61	8	.911







# LAUREN HOWELL

RHP • R/R • 5-7 • Freshman  
Jefferson City, Mo. • Helias Catholic HS

# 5

## SEASON HIGHS

Category	No.	Opponent (Last)	Date
Innings	4.1	2x (Drake)	3/4/21
Longest Start	4.1	2x (Drake)	3/4/21
Shortest Start	3.1	McNeese	2/20/21
Longest Relief	2.2	Oklahoma State	2/11/21
Hits	6	2x (Northwestern St.)	3/5/21
Runs	4	2x (UTA)	2/22/21
Earned Runs	3	3x (UTA)	2/22/21
Walks	5	UTA	2/22/21
Strikeouts	3	Southeast Missouri	2/26/21
Pitches	85	UTA	2/22/21

## CAREER HIGHS

Category	No.	Opponent (Last)	Date
Innings	4.1	2x (Drake)	3/4/21
Longest Start	4.1	2x (Drake)	3/4/21
Shortest Start	3.1	McNeese	2/20/21
Longest Relief	2.2	Oklahoma State	2/11/21
Hits	6	2x (Northwestern St.)	3/5/21
Runs	4	2x (UTA)	2/22/21
Earned Runs	3	3x (UTA)	2/22/21
Walks	5	UTA	2/22/21
Strikeouts	3	Southeast Missouri	2/26/21
Pitches	85	UTA	2/22/21

## BIO CONTINUED

1.50 ERA for the Aces in 2019.

**Personal:** Daughter of Jay and Rachelle Howell ... Has two younger siblings, Hayden and Harper ... Plans to major in business ... After her playing career, wants to take over the family business, Howell's Carpet ... Competed in dance and cheerleading prior to playing softball

## BIO

**As a Freshman (2021):** First career win at UTA (Feb. 22, G1), pitching 4.1 innings in second career start... Made first career SEC appearance at South Carolina (March 13) in a starting assignment, picking up a ND throwing 2.0 IP with 1 H, 3 R, 2 ER, 2 BB, 2 SO in a 7-5 Arkansas win... Has allowed a run in every app. this season.

**Prior to Arkansas:** Finished Helias Catholic High School career with a 1.40 ERA, 47-11 record and 646 strikeouts ... Rated the No. 31 overall prospect in the 2020 class by Extralinnings and No. 40 by FloSoftball ... Tabbed the No. 15 pitcher in her class by Extralinnings ... Named to the Class 3A All-State First Team as a sophomore and junior ... Selected to the Class 3A All-Region First team as a sophomore and junior ... Three-time First Team All-District selection ... Earned Academic All-State recognition as a junior and senior and was on the honor roll all four years of high school ... Went 4-0 inside the circle and recorded two saves over 34 innings pitched in her injury-shortened senior campaign ... Compiled a 1.44 ERA with 67 strikeouts to 12 walks ... Part of a Crusader team that captured the 2019 Class 3 state championship ... As a junior compiled a 0.64 ERA in 132 innings with 214 strikeouts ... Played travel ball for the DeMarini Aces ... Struck out 214 with a

## GAME-BY-GAME

Date	Opponent	GS	IP	H	R	ER	BB	SO	2B	3B	HR	WP	BK	HBP	IBB	Score	W-L	Sv	ERA	NP	
Feb 11	vs Oklahoma State	*	2.2	5	4	3	0	1	2	0	0	1	0	0	0	11-12	0-0	0	7.88	51	
Feb 20	at McNeese	*	3.1	1	3	3	3	0	0	0	0	0	0	2	0	4-7	0-0	0	7.00	55	
Feb 22	at UT Arlington-1	*	4.1	2	4	3	5	0	2	0	0	1	0	1	0	10-6	1-0	0	6.10	85	
Feb 26	SOUTHEAST MIS	*	2.2	2	1	1	0	3	0	0	0	1	0	0	0	9-3	1-0	0	5.38	41	
Mar 04	DRAKE-2	*	4.1	6	2	2	0	1	0	0	0	0	0	0	0	6-4	1-0	0	4.85	64	
Mar 05	NORTHWESTERN	*	2.0	6	1	0	1	1	0	0	0	0	0	0	0	13-5	2-0	0	4.34	43	
Mar 13	at South Carolina	*	2.0	1	3	2	2	2	1	0	0	1	0	1	0	7-5	2-0	0	4.59	46	
Apr 25	MISSOURI	*	1.0	2	2	2	0	1	0	0	1	1	0	0	0	1-10	2-0	0	5.01	23	
Totals			4	22.1	25	20	16	11	9	5	0	1	5	0	4	0	61-52	2-0	0	5.01	-

## Lauren Howell Career Stats

Year	era	w-l	app	qs	cq	sho	sv	ip	h	r	er	bb	so	2b	3b	hr	bf	bavq	wp	hbp	bk	sfa	sha
2021	5.01	2-0	8	4	0	0/0	0	22.1	25	20	16	11	9	5	0	1	109	.269	5	4	0	0	1
TOTAL	5.01	2-0	8	4	0	0/0	0	22.1	25	20	16	11	9	5	0	1	109	.269	5	4	0	0	1





# CALLY KILDOW • Kill-DOW

UTL • R/R • 5-7 • Freshman  
Gravette, Ark. • Gravette HS

# 6

## SEASON HIGHS

Category	No.	Opponent (Last)	Date
Hits	-	-	-
Doubles	-	-	-
Triples	-	-	-
Home Runs	-	-	-
Total Bases	-	-	-
RBI	-	-	-
Runs	1	11x (Stanford)	5/23/21
Walks	-	-	-
ABs	-	-	-

## CAREER HIGHS

Category	No.	Opponent (Last)	Date
Hits	-	-	-
Doubles	-	-	-
Triples	-	-	-
Home Runs	-	-	-
Total Bases	-	-	-
RBI	-	-	-
Runs	1	11x (Stanford)	5/23/21
Walks	-	-	-
ABs	-	-	-

## BIO CONTINUED

... Was not 100% due to an injury suffered the prior year ... Missed entire sophomore season due a broken which was suffered during a state tournament basketball game ... As a freshman hit .443 (47-for-106) with eight doubles, six triples one home run, 32 RBIs and 12 runs scored over 31 games played ... Slashed .443/.473/.660 ... Inside the circle appeared in 31 games and threw 185 innings while commanding a 0.53 ERA ... Went 23-7 and compiled 16 shutouts with three no-hitters and two perfect games ... Struck out 331 hitters while only walking 29 and limited the opposition to a .134 batting average ... Played travel ball for the DeMarini Aces and garnered USA Elite All-American honors in 2014 ... Also played basketball for two seasons at Gravette and averaged 11.0 points per game ... Additionally competed in track and field for Gravette.

**Personal:** Has two siblings, McCoy and Sydney ... Plans on majoring in business and working in the fashion design industry after graduation.

## BIO

**As a Freshman (2021):** Team's fastest baserunner, seen action exclusively as a pinch runner... As a pinch runner, tagged and advanced to second on a foulout to the catcher, leading to the game's only run in T7 in a 1-0 win at LSU (May 1).

**Prior to Arkansas:** Three-time letter winner at Gravette High School for head coach Taos Jones ... Posted a career ERA of 1.14 and a .448 batting average ... In addition to her pitching duties, played shortstop and third base ... Rated No. 57 in the FloSoftball Hot 100 and No. 121 prospect by Extralnngs ... Ranks inside the top-10 in numerous Arkansas state high school single-season records ... Her 331 strikeouts in 2017 ranks third-most in a single-season in Arkansas state history ... Her 16 shutouts in 2017 rank second all-time in a single-season and her three no-hitters that season is tied for 10th-most ... Her 185 innings pitched in the 2017 season are the fifth most in a single season in state history ... Two-time all-state selection and 2017 MaxPreps All-American ... Was only able to play in one game her senior season due to the COVID-19 pandemic ... As a junior hit .464 (39-for-84) with seven doubles, one triple, 19 runs scored and 24 RBI over 26 games played ... Slashed .464/.473/.571 ... Made 20 pitching appearances, tossed 61 innings of work and went 4-5 with seven saves and 80 strikeouts

## GAME-BY-GAME

Date	Opponent	Pos	AB	R	H	RBI	2B	3B	HR	BB	SB	CS	HBP	SAC	SF	GDP	K	PO	A	E	Avg	
Feb 11	vs Oklahoma State	pr	0	1	0	0	0	0	0	0	0	0	0	0	0	0	0	0	0	0	0	.000
Feb 20	at McNeese	pr	0	0	0	0	0	0	0	0	0	0	0	0	0	0	0	0	0	0	0	.000
Feb 22	at UT Arlington-2	pr	0	0	0	0	0	0	0	0	0	0	0	0	0	0	0	0	0	0	0	.000
Feb 25	NORTH DAKOTA	pr	0	1	0	0	0	0	0	0	0	0	0	0	0	0	0	0	0	0	0	.000
Feb 25	NORTH DAKOTA	pr	0	0	0	0	0	0	0	0	0	0	0	0	0	0	0	0	0	0	0	.000
Feb 26	SOUTHEAST MIS	pr	0	1	0	0	0	0	0	0	0	0	0	0	0	0	0	0	0	0	0	.000
Feb 28	TEXAS TECH	pr	0	1	0	0	0	0	0	0	0	0	0	0	0	0	0	0	0	0	0	.000
Mar 04	DRAKE-1	pr	0	1	0	0	0	0	0	0	0	0	0	0	0	0	0	0	0	0	0	.000
Mar 05	KANSAS	pr	0	0	0	0	0	0	0	0	0	1	0	0	0	0	0	0	0	0	0	.000
Mar 12	at South Carolina	pr	0	0	0	0	0	0	0	0	0	0	0	0	0	0	0	0	0	0	0	.000
Mar 13	at South Carolina	pr	0	0	0	0	0	0	0	0	0	0	0	0	0	0	0	0	0	0	0	.000
Mar 16	LIBERTY	pr	0	0	0	0	0	0	0	0	0	0	0	0	0	0	0	0	0	0	0	.000
Mar 19	OLE MISS	pr	0	1	0	0	0	0	0	0	0	0	0	0	0	0	0	0	0	0	0	.000
Mar 21	OLE MISS	pr	0	1	0	0	0	0	0	0	0	0	0	0	0	0	0	0	0	0	0	.000
Mar 28	MISSISSIPPI STA	pr	0	0	0	0	0	0	0	0	0	0	0	0	0	0	0	0	0	0	0	.000
Apr 10	ALABAMA	pr	0	1	0	0	0	0	0	0	0	0	0	0	0	0	0	0	0	0	0	.000
Apr 11	ALABAMA	pr	0	0	0	0	0	0	0	0	0	0	0	0	0	0	0	0	0	0	0	.000
Apr 17	at Georgia	pr	0	0	0	0	0	0	0	0	0	0	0	0	0	0	0	0	0	0	0	.000
Apr 18	at Georgia	pr	0	0	0	0	0	0	0	0	0	0	0	0	0	0	0	0	0	0	0	.000
Apr 21	CENTRAL ARKAN	pr/of	0	0	0	0	0	0	0	0	0	0	0	0	0	0	0	0	0	0	0	.000
Apr 24	MISSOURI	pr/of	0	0	0	0	0	0	0	0	0	0	0	0	0	0	0	0	0	0	0	.000
May 01	at LSU	pr	0	1	0	0	0	0	0	0	0	0	0	0	0	0	0	0	0	0	0	.000
May 03	at LSU	pr	0	0	0	0	0	0	0	0	0	0	0	0	0	0	0	0	0	0	0	.000
May 13	vs Tennessee	pr	0	0	0	0	0	0	0	0	0	0	0	0	0	0	0	0	0	0	0	.000
May 21	MANHATTAN	pr	0	1	0	0	0	0	0	0	0	0	0	0	0	0	0	0	0	0	0	.000
May 22	SOUTH DAKOTA	pr	0	0	0	0	0	0	0	0	0	0	0	0	0	0	0	0	0	0	0	.000
May 23	STANFORD	pr	0	1	0	0	0	0	0	0	0	0	0	0	0	0	0	0	0	0	0	.000
Totals			0gs	0	11	0	0	0	0	0	0	0	0	0	0	0	0	0	0	0	0	.000

On base pct. .000 • Slugging pct. .000

## Cally Kildow Career Stats

Year	avg	gp-gs	ab	r	h	2b	3b	hr	rbi	tb	slg%	bb	hbp	so	gdp	ob%	sf	sh	sb-att	po	a	e	fld%
2021	.000	27-0	0	11	0	0	0	0	0	0	.000	0	0	0	0	.000	0	0	1-1	0	0	0	.000
TOTAL	.000	27-0	0	11	0	0	0	0	0	0	.000	0	0	0	0	.000	0	0	1-1	0	0	0	.000



# AUTUMN STORMS

RHP • R/R • 5-10 • Redshirt Senior  
Temecula, Calif. • Great Oak HS

# 9

## SEASON HIGHS

Category	No.	Opponent (Last)	Date
Innings	7.0	3x (Alabama)	4/10/21
Longest Start	7.0	3x (Alabama)	4/10/21
Shortest Start	1.0	Stanford	5/23/21
Longest Relief	2.1	Georgia	4/18/21
Hits	7	2x (Alabama)	4/11/21
Runs	6	Mississippi State	3/27/21
Earned Runs	4	McNeese	2/20/21
Walks	3	Alabama	4/11/21
Strikeouts	10	Alabama	4/11/21
Pitches	122	Ole Miss	3/20/21

## CAREER HIGHS

Category	No.	Opponent (Last)	Date
Innings	8.1	Alabama	3/12/17
Longest Start	8.1	Alabama	3/12/17
Shortest Start	1.0	Stanford	5/23/21
Longest Relief	6.2	Ole Miss	3/9/19
Hits	12	Texas A&M	4/14/17
Runs	7	2x (Alabama)	3/8/20
Earned Runs	6	Nevada	3/1/19
Walks	5	Alabama	3/12/17
Strikeouts	13	Southeast Missouri	2/21/19
Pitches	159	Alabama	3/12/17

## BIO CONTINUED

**As a Junior (2019):** Led the pitching staff with a 1.63 ERA... Recorded a career-high 13 strikeouts against Southeast Missouri (Feb. 21)... Only SEC pitcher to maintain a sub-2.00 ERA with 80+ innings against conference opponents, and only one of three to have a lower ERA in SEC play than overall... Pitched two complete game wins against No. 18 Kentucky to secure the series (March 29, 31)... All-Tournament Team at the Puerto Vallarta Classic when she recorded a shutout win and a save, allowing 0 earned runs and striking out 18 (Feb. 16).

**As a Sophomore (2018):** Struck out a season high nine batters against Central Connecticut (March 3) in a complete game ... Picked up two wins in the series against #20 Mississippi State (March 31, April 1) in a sweep of the Bulldogs, allowing zero runs in 11.1 innings of work

**As a Freshman (2017):** Third freshman in program history to record 15 wins; first since 2001...Secured team's return to SEC Tournament with CG win over Georgia (May 5)...Had a season-high eight strikeouts at FAU (Feb. 24).

**Personal:** Daughter of Brian and Heather Storms... Graduated in Dec. 2020 ... HS teammates with Arkansas catcher Kayla Green.

## BIO

**Career Accolades:** All-SEC Second Team (2021)... Preseason All-SEC (2020, 2021) ... NFCA Second Team All-American (2019)... NFCA First Team All-South Region (2019)... NFCA Third Team All-South Region (2017)... Second Team All-SEC (2019)... Freshman All-SEC (2017) ... Softball America Preseason Top 100 - No. 31 (2020)

**As a Redshirt Senior (2021):** Recorded a complete game shutout at No. 25 Auburn (April 2), first since a 1-0 shutout win at No. 9 Alabama on March 6, 2020... 1 hit Missouri State over 5.0 innings (April 6)... CG 2-hit shutout of No. 3 Alabama with a season-high 10 Ks ... In relief this season: 6 APP, 8.2 IP, 0 ER, 0 R, 3 H, 3 BB, 8 SO, Opp. BA .120, 0 runs allowed inheriting 4 baserunners... In conference-only games, ranks 1st in ERA (1.24) 3rd in saves (3) and 5th in opp. BA. (.207)... Last start was shortest of career, shorter than 1.1 innings vs. Oklahoma in 2017.

**As a Senior (2020):** Led the team in ERA, appearances, games started, complete games and innings pitched... 11 victories were the sixth most in the nation and led the SEC... Finished seventh in the SEC and 30th nationally in ERA (1.16)... Ranked fourth in the SEC in strikeout-to-walk ratio (5.08)... Struck out a season-best nine in only four innings against Marist (Feb. 23)... Allowed one earned run over seven innings versus No. 9 Florida State (Feb. 29)... Threw a complete game shutout in a 1-0 win, the program's first at No. 9 Alabama since 2000 (March 6).

## GAME-BY-GAME

#9 Autumn Storms - 22 appearances (All games)

Date	Opponent	GS	IP	H	R	ER	BB	SO	2B	3B	HR	WP	BK	HBP	IBB	Score	W-L	Sv	ERA	NP	
Feb 20	at McNeese	*	5.1	4	4	4	1	4	1	0	0	0	0	0	1	0	6-4	0-0	0	5.25	73
Feb 21	at McNeese	*	3.0	2	0	0	2	4	0	0	0	0	0	0	1	0	3-1	0-0	0	3.36	71
Feb 25	NORTH DAKOTA	*	4.0	2	0	0	1	0	0	0	0	0	0	0	0	9-0	1-0	0	2.27	45	
Feb 27	SOUTHEAST MIS	*	7.0	3	3	2	0	7	0	0	2	0	0	0	0	6-3	2-0	0	2.17	83	
Mar 05	KANSAS	*	2.1	3	3	0	0	1	0	1	0	0	0	0	2	0	8-3	2-0	0	1.94	65
Mar 20	OLE MISS	*	6.1	5	2	2	1	3	0	0	1	0	0	1	0	3-2	2-0	0	2.00	122	
Mar 21	OLE MISS	*	1.1	1	0	0	0	0	0	0	0	0	0	0	0	3-2	3-0	0	1.91	13	
Mar 23	at Kansas City	*	3.0	1	1	0	0	2	0	1	0	0	0	0	0	9-3	3-0	0	1.73	32	
Mar 24	at Kansas	*	1.0	0	0	0	1	0	0	0	0	0	0	0	0	7-4	3-0	1	1.68	9	
Mar 26	MISSISSIPPI STA	*	1.1	0	0	0	0	2	0	0	0	0	0	1	0	2-0	3-0	2	1.62	17	
Mar 27	MISSISSIPPI STA	*	2.2	7	6	2	0	2	2	2	1	0	0	0	2	0	8-7	3-0	2	1.88	59
Apr 02	at Auburn	*	7.0	4	0	0	1	4	1	0	0	0	0	0	0	3-0	4-0	2	1.58	95	
Apr 03	at Auburn	*	2.0	0	0	0	0	4	0	0	0	0	0	0	0	2-0	4-0	3	1.51	25	
Apr 06	MISSOURI STATE	*	5.0	1	1	1	1	7	0	0	0	0	0	0	0	9-1	5-0	3	1.50	66	
Apr 10	ALABAMA	*	7.0	2	0	0	0	10	0	0	0	0	0	1	0	4-0	6-0	3	1.32	97	
Apr 11	ALABAMA	*	6.2	7	2	1	3	2	0	0	0	1	0	0	0	0-2	6-1	3	1.29	99	
Apr 16	at Georgia	*	4.0	3	2	2	1	1	1	0	0	0	0	0	0	10-3	7-1	3	1.42	46	
Apr 18	at Georgia	*	2.1	2	0	0	1	2	1	0	0	0	0	0	0	5-2	7-1	3	1.37	39	
Apr 26	MISSOURI	*	0.2	0	0	0	1	0	0	0	0	0	0	0	0	8-4	7-1	4	1.36	8	
May 03	at LSU	*	3.2	4	1	1	0	1	1	0	0	0	0	0	0	4-1	7-1	4	1.39	51	
May 22	SOUTH DAKOTA	*	1.0	3	0	0	0	1	0	0	0	0	0	0	0	4-0	7-1	4	1.37	25	
May 23	STANFORD	*	1.0	4	3	0	0	2	1	0	0	0	0	0	0	7-3	7-1	4	1.35	27	
Totals			15	77.2	58	28	15	13	60	8	2	4	1	0	10	0	120-45	7-1	4	1.35	-

## Autumn Storms Career Stats

Year	era	w-l	app	gs	cq	sho	sv	ip	h	r	er	bb	so	2b	3b	hr	bf	bavg	wp	hbp	bk	sfa	sha
2017	2.28	16-15	38	33	13	1/3	2	172.0	174	81	56	35	96	21	2	10	749	.260	4	21	0	7	17
2018	2.67	12-10	37	27	6	3/1	2	152.1	161	74	58	33	113	15	2	10	682	.259	5	18	0	2	7
2019	1.77	20-9	43	32	15	4/1	2	201.2	189	96	51	29	172	28	2	10	880	.228	15	12	0	1	9
2020	1.16	11-3	17	12	5	1/2	0	72.2	62	21	12	12	61	8	0	4	295	.225	3	2	0	2	3
2021	1.35	7-1	22	15	4	2/4	4	77.2	58	28	15	13	60	8	2	4	319	.199	1	10	0	0	4
TOTAL	1.99	66-38	157	119	43	11/11	10	676.1	644	300	192	122	502	80	8	38	2925	.240	28	63	0	12	40



# ABBY GORDON

C • R/R • 5-9 • Freshman  
 Garden Plain, Kan. • Andale Garden Plain HS

# 12

## SEASON HIGHS

Category	No.	Opponent (Last)	Date
Hits	-	-	-
Doubles	-	-	-
Triples	-	-	-
Home Runs	-	-	-
Total Bases	-	-	-
RBI's	-	-	-
Runs	-	-	-
Walks	-	-	-
ABs	-	-	-

## CAREER HIGHS

Category	No.	Opponent (Last)	Date
Hits	-	-	-
Doubles	-	-	-
Triples	-	-	-
Home Runs	-	-	-
Total Bases	-	-	-
RBI's	-	-	-
Runs	-	-	-
Walks	-	-	-
ABs	-	-	-

## BIO CONTINUED

## BIO

**Prior to Arkansas:** Played at Andale Garden Plain High School for head coach Chuck Shrader ... Named Kansas 4A First Team All-State and First Team Arkansas Valley Chisholm Trail as a junior ... First team all-league for three seasons ... Reached the state championship game as a sophomore and earned three league and regional championships ... Played travel ball for the Wichita Mustangs and was on a team that finished as the IDT Runner Up and a 16USA Gold Nationals Qualifier ... Also played basketball and volleyball ... Won two state championships and was a Kansas 2A State Player of the Year finalist ... Won one state title in volleyball.

**Personal:** Daughter of Kevin and Kristen Gordon ... Has one sibling, Dylan.

## GAME-BY-GAME

### Abby Gordon Career Stats

Year	avg	gp-gs	ab	r	h	2b	3b	hr	rbi	tb	slg%	bb	hbp	so	gdp	ob%	sf	sh	sb-att	po	a	e	fld%
------	-----	-------	----	---	---	----	----	----	-----	----	------	----	-----	----	-----	-----	----	----	--------	----	---	---	------







# MARLENE FRIEDMAN • FREED-min

**INF • R/R • 5-5 • Freshman**  
**Huntington Beach, Calif. • Mater Dei HS**

# 18

## SEASON HIGHS

Category	No.	Opponent (Last)	Date
Hits	-	-	-
Doubles	-	-	-
Triples	-	-	-
Home Runs	-	-	-
Total Bases	-	-	-
RBI's	-	-	-
Runs	1	2x (Northwestern St.)	3/6/21
Walks	-	-	-
ABs	-	-	-

## CAREER HIGHS

Category	No.	Opponent (Last)	Date
Hits	-	-	-
Doubles	-	-	-
Triples	-	-	-
Home Runs	-	-	-
Total Bases	-	-	-
RBI's	-	-	-
Runs	1	2x (Northwestern St.)	3/6/21
Walks	-	-	-
ABs	-	-	-

## BIO CONTINUED

## BIO

**Prior to Arkansas:** Played at Mater Dei High School for head coaches Sean Brashear and Jessica Foley .... Won back-to-back Trinity League championships in 2018 and 2019 ... Selected to the 2020 Orange County All-Star Game ... Mater Dei was tabbed the No. 10 team in the state prior to the COVID shortened 2020 season ... As a freshman hit .333 (17-for-51) with one homer, nine RBI and five runs scored ... Named to the 2020 PGH All-American Watch List ... Played travel ball for Explosion Denio and Firecrackers Brashear.

**Personal:** Has two siblings, Donna and Meredith ... Sister Donna currently plays softball at Virginia ... Is a third-generation Razorback.

## GAME-BY-GAME

Date	Opponent	Pos	AB	R	H	RBI	2B	3B	HR	BB	SB	CS	HBP	SAC	SF	GDP	K	PO	A	E	Avg	
Feb 11	vs Oklahoma State	pr	0	0	0	0	0	0	0	0	0	0	0	0	0	0	0	0	0	0	0	.000
Feb 25	NORTH DAKOTA	pr	0	0	0	0	0	0	0	0	0	0	0	0	0	0	0	0	0	0	0	.000
Mar 05	KANSAS	pr	0	1	0	0	0	0	0	0	0	0	0	0	0	0	0	0	0	0	0	.000
Mar 06	NORTHWESTERN	pr/dh	0	1	0	0	0	0	0	0	0	0	0	0	0	0	0	0	0	0	0	.000
Mar 16	LIBERTY	pr	0	0	0	0	0	0	0	0	0	0	0	0	0	0	0	0	0	0	0	.000
Mar 19	OLE MISS	pr	0	0	0	0	0	0	0	0	0	0	0	0	0	0	0	0	0	0	0	.000
Mar 21	OLE MISS	pr	0	0	0	0	0	0	0	0	0	0	0	0	0	0	0	0	0	0	0	.000
Mar 27	MISSISSIPPI STA	pr	0	0	0	0	0	0	0	0	0	0	0	0	0	0	0	0	0	0	0	.000
Mar 28	MISSISSIPPI STA	pr	0	0	0	0	0	0	0	0	0	0	0	0	0	0	0	0	0	0	0	.000
Apr 01	at Auburn	pr	0	0	0	0	0	0	0	0	0	0	0	0	0	0	0	0	0	0	0	.000
Apr 02	at Auburn	pr	0	0	0	0	0	0	0	0	0	0	0	0	0	0	0	0	0	0	0	.000
Apr 24	MISSOURI	pr	0	0	0	0	0	0	0	0	0	0	0	0	0	0	0	0	0	0	0	.000
May 13	vs Tennessee	pr	0	0	0	0	0	0	0	0	0	0	0	0	0	0	0	0	0	0	0	.000
Totals		Ogs	0	2	0	0	0	0	0	0	0	0	0	0	0	0	0	0	0	0	0	.000

On base pct. .000 • Slugging pct. .000

### Marlene Friedman Career Stats

Year	avq	gp-gs	ab	r	h	2b	3b	hr	rbi	tb	slq%	bb	hbp	so	gdp	ob%	sf	sh	sb-att	po	a	e	fld%
2021	.000	13-0	0	2	0	0	0	0	0	0	.000	0	0	0	0	.000	0	0	0-0	0	0	0	.000
TOTAL	.000	13-0	0	2	0	0	0	0	0	0	.000	0	0	0	0	.000	0	0	0-0	0	0	0	.000



# HANNAH GAMMILL

UTL • L/L • 5-8 • Freshman  
Beebe, Ark. • Beebe HS

## 20

### SEASON HIGHS

Category	No.	Opponent (Last)	Date
Hits	3	2x (Missouri)	4/26/21
Doubles	1	4x (Alabama)	4/11/21
Triples	-	-	-
Home Runs	1	8x (Missouri)	4/26/21
Total Bases	6	2x (Missouri)	4/26/21
RBI's	3	3x (Missouri)	4/26/21
Runs	3	2x (Georgia)	4/16/21
Walks	2	6x (LSU)	5/1/21
ABs	6	McNeese	2/20/21

### CAREER HIGHS

Category	No.	Opponent (Last)	Date
Hits	3	2x (Missouri)	4/26/21
Doubles	1	4x (Alabama)	4/11/21
Triples	-	-	-
Home Runs	1	8x (Missouri)	4/26/21
Total Bases	6	2x (Missouri)	4/26/21
RBI's	3	3x (Missouri)	4/26/21
Runs	3	2x (Georgia)	4/16/21
Walks	2	6x (LSU)	5/1/21
ABs	6	McNeese	2/20/21

### BIO CONTINUED

(29-for-57) with six doubles, nine home runs, 37 RBI and 32 runs scored and slashed .500/.652/1.068 ... Part of a Badgers team that finished 20-7 and reached the state tournament quarterfinals and claimed a Central Conference Championship ... Hit .439 (25-for-57) as a sophomore in 2018 with four doubles, one triple, seven homers, 23 RBI and 34 runs scored ... Played in five games as a freshman in 2017 and hit .538 (7-for-13) with two doubles, two home runs, four RBI and six runs scored ... Also played volleyball at Beebe and was an all-conference selection.

**Personal:** Daughter of Monty and Becky Gammill ... Has two siblings, David and Danielle ... Plans on majoring in nursing and wants to become a nurse anesthetist ... Enjoys going to church, hammocking, running, swimming and shopping ... Lists her eye being two different colors as something most people don't know about her.

### BIO

**As a Freshman (2020):** One of four Razorbacks to hit a first-inning home run against Texas Tech (Feb. 26), setting the school record for homers in an inning... After not playing since March 9, hit a homer in first at bat and was 3-for-3 vs. Missouri State (April 6)... Since returning from injury, slashing .250/.431/.479 over last 18 games and is second on the team in obp.

**Prior to Arkansas:** Played four seasons at Beebe High School for head coach Eric Chambers ... Rated the No. 51 player in the 2020 class in the final edition of the FloSoftball Hot 100 ... Tabbed No. 62 player in the final 2020 Extra Elite 100 ... Three-time Class 5A All-State Selection and three-time all-conference selection ... Tabbed to the All-State Tournament Team in 2017 ... Named to the 2020 PGF High School All-American Watchlist ... Slashed .486/.632/1.021 in 55 career games over four seasons at Beebe and collected 68 career hits, 76 RBI, 14 doubles, two triples, 19 homers and 85 runs scored ... Played in five games as a senior due to the COVID-19 shortened 2020 season and hit .583 (7-for-12) with 13 runs scored, two doubles, one triple, one home run and 12 RBI ... Named the Downtown Tip Off Club Player of the Week ... Member of a Beebe squad that finished the season with a 5-0 record and outscored its opponents, 58-11 ... As a junior in 2019, hit .500

### GAME-BY-GAME

Date	Opponent	Pos	AB	R	H	RBI	2B	3B	HR	BB	SB	CS	HBP	SAC	SF	GDP	K	PO	A	E	Avg	
Feb 20	at McNeese	*3b	6	0	1	0	0	0	0	0	0	0	0	0	0	0	2	1	0	0	.167	
Feb 20	at McNeese	*3b	2	1	1	1	0	0	1	1	0	0	0	0	0	0	0	1	1	1	.250	
Feb 21	vs Baylor	*3b	2	1	1	0	0	0	0	0	0	1	0	0	0	0	2	0	0	0	.300	
Feb 21	at McNeese	*3b	3	1	2	1	0	0	1	0	0	0	0	0	0	0	3	2	0	0	.385	
Feb 22	at UT Arlington-1	*3b	3	1	1	3	0	0	1	1	0	0	0	0	0	0	1	4	0	0	.375	
Feb 22	at UT Arlington-2	*3b	3	0	0	0	0	0	0	0	0	0	0	0	0	0	1	0	0	0	.316	
Feb 25	NORTH DAKOTA	*3b	3	1	2	3	0	0	1	0	0	0	0	0	0	1	0	3	0	0	.364	
Feb 25	NORTH DAKOTA	*3b	3	0	1	1	0	0	0	0	0	0	0	0	0	0	0	2	1	0	.360	
Feb 26	TEXAS TECH	*3b	1	2	1	2	0	0	1	1	0	0	0	0	0	0	1	0	0	0	.385	
Feb 26	TEXAS TECH	*3b	1	2	1	2	0	0	1	1	0	0	0	0	0	0	1	0	4	0	.345	
Feb 27	SOUTHEAST MIS	*3b	3	0	0	0	0	0	0	0	0	0	0	0	0	0	0	0	5	0	.333	
Feb 27	SOUTHEAST MIS	*3b	1	1	0	1	0	0	0	0	0	1	0	0	0	0	0	1	1	0	.333	
Feb 28	TEXAS TECH	*3b	2	1	1	0	0	0	0	2	0	0	0	0	0	0	0	1	1	0	.344	
Mar 04	DRAKE-1	*3b	2	1	1	0	0	0	0	1	0	0	0	0	0	0	0	0	4	0	.353	
Mar 04	DRAKE-2	*3b	1	0	0	0	0	0	0	2	0	0	0	0	0	0	0	2	4	1	.343	
Mar 05	KANSAS	*3b	2	3	2	2	1	0	0	1	0	0	1	0	0	0	0	2	1	1	.378	
Mar 05	NORTHWESTERN	*3b	2	2	0	0	0	0	0	2	0	0	0	0	0	0	0	1	3	0	.359	
Mar 06	NORTHWESTERN	*3b	3	2	2	1	0	0	0	0	0	0	0	0	0	0	0	0	0	0	.381	
Mar 09	at Central Arkansa	*3b	4	0	1	1	1	0	0	0	0	0	0	0	0	0	2	0	1	0	.370	
Apr 06	MISSOURI STATE	*3b	3	2	3	2	0	0	1	0	0	0	0	0	0	0	0	0	3	0	.408	
Apr 09	ALABAMA	*3b	3	0	0	0	0	0	0	0	0	0	1	0	0	0	1	0	0	0	.385	
Apr 10	ALABAMA	*3b	3	0	1	0	1	0	0	0	0	0	0	0	0	0	2	1	4	0	.382	
Apr 11	ALABAMA	*3b	4	0	1	0	1	0	0	0	0	0	0	0	0	0	1	0	4	0	.373	
Apr 16	at Georgia	*3b	3	3	1	2	0	0	1	2	0	0	0	0	0	0	0	0	1	0	.371	
Apr 17	at Georgia	*3b	1	2	0	0	0	0	0	0	0	3	0	0	0	0	0	2	0	0	.365	
Apr 18	at Georgia	*3b	4	0	0	0	0	0	0	0	0	0	0	0	0	0	1	0	1	0	.343	
Apr 21	CENTRAL ARKAN	*3b	4	0	1	1	0	0	0	1	0	0	0	0	0	0	1	3	1	1	.338	
Apr 24	MISSOURI	*3b	2	0	0	0	0	0	0	2	0	0	0	0	0	0	0	0	0	0	.329	
Apr 25	MISSOURI	*3b	2	0	0	0	0	0	0	1	0	0	0	0	0	0	0	3	1	0	.320	
Apr 26	MISSOURI	*3b	4	2	3	3	0	0	1	0	0	0	0	0	0	0	0	1	0	0	.342	
May 01	at LSU	*3b	1	0	0	0	0	0	0	2	0	0	0	0	0	0	0	1	1	0	.338	
May 03	at LSU	*3b	2	0	0	0	0	0	0	1	0	0	0	0	0	0	1	2	0	0	.329	
May 03	at LSU	*3b	2	0	0	0	0	0	0	0	0	1	1	0	0	0	0	1	4	0	.321	
May 13	vs Tennessee	*3b	3	0	0	0	0	0	0	0	0	0	0	0	0	0	2	1	1	0	.310	
May 21	MANHATTAN	*3b	2	0	0	1	0	0	0	0	0	0	0	0	1	0	0	0	1	0	.303	
May 22	SOUTH DAKOTA	*3b	2	0	0	0	0	0	0	1	0	0	0	0	0	0	0	2	1	0	.297	
May 23	STANFORD	*3b	3	1	2	0	0	0	0	1	0	0	0	0	0	0	0	1	0	0	.309	
Totals			36gs	94	27	29	25	4	0	8	22	0	0	8	1	2	0	13	37	60	4	.309

On base pct. .468 • Slugging pct. .606

### Hannah Gammill Career Stats

Year	avq	gp-gs	ab	r	h	2b	3b	hr	rbi	tb	slq%	bb	hbp	so	gdp	ob%	sf	sh	sb-att	po	a	e	fld%
2021	.309	36-36	94	27	29	4	0	8	25	57	.606	22	8	13	0	.468	2	1	0-0	37	60	4	.960
TOTAL	.309	36-36	94	27	29	4	0	8	25	57	.606	22	8	13	0	.468	2	1	0-0	37	60	4	.960



# LAUREN GRAVES

UTL • R/R • 5-8 • Redshirt Senior  
White Hall, Ark. • Maryland (White Hall HS)

# 21

## SEASON HIGHS

Category	No.	Opponent (Last)	Date
Innings	-	-	-
Longest Start	-	-	-
Shortest Start	-	-	-
Longest Relief	-	-	-
Hits	-	-	-
Runs	-	-	-
Earned Runs	-	-	-
Walks	-	-	-
Strikeouts	-	-	-
Pitches	-	-	-

## CAREER HIGHS

Category	No.	Opponent (Last)	Date
Innings	3.1*	Northwestern	4/8/17
Longest Start	2.0*	Dartmouth	2/26/17
Shortest Start	0.1*	Binghamton	3/19/17
Longest Relief	3.1*	Northwestern	4/8/17
Hits	9	Kentucky	3/30/19
Runs	10	Kentucky	3/30/19
Earned Runs	7	Kentucky	3/30/19
Walks	4*	3x (Tennessee)	3/17/18
Strikeouts	4	Arkansas Pine Bluff	4/16/19
Pitches	56	Kentucky	3/30/19

\*At Maryland

## BIO CONTINUED

innings of work with three strikeouts...

**Prior to College:** Prepped at White Hall High School... In 2014, she helped lead the Bulldogs to the 5A state title... Was a three-time all-state selection... Earned four all-conference honors... Was a state all-star pick as a junior and a senior and was named to the 2014 Southeast Arkansas All-First Team as a pitcher.

**Personal:** Daughter of Gregg and Jennifer Graves... Has a sister, Amanda... Majoring in Communication.

## BIO

**Career Accolades:** Academic All-Big Ten (2018, \*at Maryland)

**As a Redshirt Senior (2021):** Hit first career home run, a two-run shot, in a pinch hitting assignment against Northwestern State (March 6).

**As a Senior (2020):** Did not see time inside the circle... Was used four times as a pinch hitter (0-for-4).

**As a Junior (2019):** Made six appearances inside the circle, three of two innings or more for 10.1 total innings ... Struck out nine batters, including a season-high four against UAPB (April 16).

**At Maryland (2017-18):** Played two seasons Maryland before playing at Arkansas ... Made 27 appearances, including seven starts, for the Terrapins... Against Northwestern during her freshman year, she turned in a career-best outing with 3.1

## GAME-BY-GAME

Date	Opponent	Pos	AB	R	H	RBI	2B	3B	HR	BB	SB	CS	HBP	SAC	SF	GDP	K	PO	A	E	Avg
Feb 25	NORTH DAKOTA	ph	1	0	0	0	0	0	0	0	0	0	0	0	0	0	0	0	0	0	.000
Feb 26	TEXAS TECH	ph	1	0	0	0	0	0	0	0	0	0	0	0	0	0	0	0	0	0	.000
Mar 05	NORTHWESTERN	ph	1	0	0	0	0	0	0	0	0	0	0	0	0	0	1	0	0	0	.000
Mar 06	NORTHWESTERN	ph	1	1	1	2	0	0	1	0	0	0	0	0	0	0	0	0	0	0	.250
Mar 12	at South Carolina	ph	1	0	1	1	0	0	0	0	0	0	0	0	0	0	0	0	0	0	.400
Mar 13	at South Carolina	ph	1	0	0	0	0	0	0	0	0	0	0	0	0	0	0	0	0	0	.333
Mar 14	at South Carolina	ph	1	0	0	0	0	0	0	0	0	0	0	0	0	0	1	0	0	0	.286
Mar 16	LIBERTY	ph	1	0	0	0	0	0	0	0	0	0	0	0	0	0	1	0	0	0	.250
Mar 23	at Kansas City	ph	1	0	1	2	0	0	0	0	0	0	0	0	0	0	0	0	0	0	.333
Mar 24	at Kansas	*dh	1	0	0	0	0	0	0	1	0	0	0	0	0	0	0	0	0	0	.300
Mar 26	MISSISSIPPI STA	*dh	2	0	0	0	0	0	0	0	0	0	0	0	0	0	2	0	0	0	.250
Mar 27	MISSISSIPPI STA	*dh	2	1	0	1	0	0	1	0	0	1	0	0	0	0	2	0	0	0	.214
Totals		3gs	14	2	3	6	0	0	1	2	0	0	1	0	0	0	7	0	0	0	.214

On base pct. .353 • Slugging pct. .429


### Lauren Graves Career Stats - Arkansas Only

Year	avg	qp-qs	ab	r	h	2b	3b	hr	rbi	tb	slg%	bb	hbp	so	qdp	ob%	sf	sh	sb-att	po	a	e	fld%
2019	.000	1-0	1	0	0	0	0	0	0	0	.000	0	0	1	0	.000	0	0	0-0	0	1	0	1.000
2020	.000	4-0	4	0	0	0	0	0	0	0	.000	0	0	3	0	.000	0	0	0-0	0	0	0	.000
2021	.214	12-3	14	2	3	0	0	1	6	6	.429	2	1	7	0	.353	0	0	0-0	0	0	0	.000
TOTAL	.158	17-3	19	2	3	0	0	1	6	6	.316	2	1	11	0	.273	0	0	0-0	0	1	0	1.000









# NICOLE DUNCAN

INF/C • R/R • 5-7 • Redshirt Junior  
Centralia, Mo. • Centralia HS

# 24

## SEASON HIGHS

Category	No.	Opponent (Last)	Date
Hits	1	McNeese	2/20/21
Doubles	-	-	-
Triples	-	-	-
Home Runs	-	-	-
Total Bases	1	McNeese	2/20/21
RBI's	1	Mississippi State	3/27/21
Runs	1	Auburn	4/1/21
Walks	1	5x (Mississippi State)	3/27/21
AB's	6	McNeese	2/20/21

## CAREER HIGHS

Category	No.	Opponent (Last)	Date
Hits	2	2x (Southeast Missouri)	2/22/19
Doubles	1	3x (South Carolina)	3/15/19
Triples	-	-	-
Home Runs	2	Grand Canyon	2/17/18
Total Bases	8	Grand Canyon	2/17/18
RBI's	4	2x (Villanova)	2/28/20
Runs	3	Villanova	2/28/20
Walks	2	2x (Northwestern State)	2/28/19
AB's	6	McNeese	2/20/21

## BIO CONTINUED

Team... Earned all-conference and all-district accolades... Earned a place on the Premier Girls Fastpitch (PGF) All-Central Region Team... Threw out 14 of 16 attempting base stealers... Bookended her prep career with state titles in 2013 and 2016... Academic all-state honoree... Also a four-year varsity member of the Centralia basketball team... Played travel ball for the DeMarini Aces. Colorado State Gatorade Player of the Year and 2016 5A Player of the Year.

**Personal:** Daughter of Delwyn and Mary Duncan... Has two siblings, Amber and Devan... Majoring in Food, Nutrition and Health.

## BIO

**As a Junior (2020):** Appeared in four games as a pinch hitter and pinch runner... Scored two runs.

**As a Sophomore (2019):** Appeared in 55 of 58 games and made 52 starts... Transitioned from catcher to second base and made her debut at the position against Northern Colorado (Feb. 15)... Started 26 games at second before moving to third where she started for the remainder of the season... Batted .165 on the season, registering 18 hits in 109 at bats... Scored 22 runs and collected 14 RBI's... Recorded 71 putouts and 86 assists (second on the team in both categories)... Was hit by a pitch 17 times, a single-season high by any Razorback.

**As a Freshman (2018):** Made six appearances as either a catcher or pinch hitter... scored one run and registered one putout behind the plate.

**Personal:** Hit .337 with seven home runs and 29 RBI's for Centralia High School and was named to the Class 2A All-State First

## GAME-BY-GAME

Date	Opponent	Pos	AB	R	H	RBI	2B	3B	HR	BB	SB	CS	HBP	SAC	SF	GDP	K	PO	A	E	Avg
Feb 20	at McNeese	*2b	6	0	1	0	0	0	0	1	0	0	0	0	0	0	0	7	3	0	.167
Feb 20	at McNeese	*2b	3	0	0	0	0	0	0	0	0	0	0	0	0	0	2	2	1	0	.111
Feb 26	TEXAS TECH	ph	0	0	0	0	0	0	0	1	0	0	0	0	0	0	0	0	0	0	.111
Mar 06	NORTHWESTERN	ph/c	2	0	0	0	0	0	0	0	0	0	0	0	0	0	1	2	0	0	.091
Mar 12	at South Carolina	*3b	2	0	0	0	0	0	0	1	0	0	0	0	0	0	0	1	0	0	.077
Mar 13	at South Carolina	*3b	2	0	0	0	0	0	0	1	0	0	0	0	0	0	1	1	5	0	.067
Mar 14	at South Carolina	*3b	3	0	0	0	0	0	0	0	0	0	0	0	0	0	0	0	3	0	.056
Mar 16	LIBERTY	*3b	1	0	0	0	0	0	0	0	0	0	0	0	0	0	1	1	0	0	.053
Mar 23	at Kansas City	ph/c	1	0	0	0	0	0	0	0	0	0	0	0	0	0	0	1	0	0	.050
Mar 24	at Kansas	ph/3	2	0	0	0	0	0	0	0	0	0	0	0	0	0	1	0	1	0	.045
Mar 27	MISSISSIPPI STA	3b	1	0	0	1	0	0	0	1	0	0	1	0	0	0	0	0	0	1	.043
Mar 28	MISSISSIPPI STA	*3b	2	0	0	0	0	0	0	0	0	0	0	0	0	0	2	0	0	0	.040
Apr 01	at Auburn	*3b	2	1	0	0	0	0	0	0	0	0	1	0	0	0	1	0	1	0	.037
Apr 02	at Auburn	*3b	2	0	0	0	0	0	0	0	0	0	0	0	0	0	2	1	5	0	.034
Apr 03	at Auburn	*3b	2	0	0	0	0	0	0	0	0	0	0	0	0	0	0	0	0	0	.032
Totals			10gs	31	1	1	1	0	0	5	0	0	2	2	0	0	9	16	21	1	.032

On base pct. .211 • Slugging pct. .032

## Nicole Duncan Career Stats

Year	avg	gp-gs	ab	r	h	2b	3b	hr	rbi	tb	slq%	bb	hbp	so	gdp	ob%	sf	sh	sb-att	po	a	e	fld%
2018	.000	6-0	1	1	0	0	0	0	0	0	.000	0	0	0	0	.000	0	0	0-0	1	0	0	1.000
2019	.165	55-52	109	22	18	3	0	3	14	30	.275	19	17	44	2	.370	1	3	0-0	71	86	13	.924
2020	.000	4-0	0	2	0	0	0	0	0	0	.000	0	0	0	0	.000	0	0	0-0	0	0	0	.000
2021	.032	15-10	31	1	1	0	0	0	1	1	.032	5	2	9	0	.211	0	2	0-0	16	21	1	.974
TOTAL	.135	80-62	141	26	19	3	0	3	15	31	.220	24	19	53	2	.335	1	5	0-0	88	107	14	.933





# RYLIN HEDGECKOCK

UTL • R/R • 5-9 • Redshirt Freshman  
Valdosta, Ga. • Lowndes HS

# 28

## SEASON HIGHS

Category	No.	Opponent (Last)	Date
Hits	1	Mississippi State	3/27/21
Doubles	-	-	-
Triples	-	-	-
Home Runs	-	-	-
Total Bases	1	Mississippi State	3/27/21
RBI's	1	Mississippi State	3/27/21
Runs	-	-	-
Walks	1	Mississippi State	3/28/21
ABs	3	Drake	3/4/21

## CAREER HIGHS

Category	No.	Opponent (Last)	Date
Hits	1	3x (Nebraska)	2/9/20
Doubles	-	-	-
Triples	-	-	-
Home Runs	1	UTEP	2/7/20
Total Bases	4	UTEP	2/7/20
RBI's	3	UTEP	2/7/20
Runs	1	UTEP	2/7/20
Walks	1	5x (Mississippi State)	3/28/21
ABs	3	Drake	3/4/21

## BIO CONTINUED

## BIO

**As a Freshman (2020):** Appeared in 18 total games, three pitching appearances... Team's primary pinch hitter... Hit a three run home run in first collegiate at bat to walk-off a 10-0 run-rule win over UTEP in the season opener (Feb. 7)... Notched a pinch hit RBI single against Bradley (Feb. 8)... Made collegiate debut inside the circle and struck out the side against Nebraska (Feb. 9)... Threw 0.2 innings and did not allow an earned run at No. 9 Alabama (March 7)

**Prior to Arkansas:** Posted a 1.10 ERA in her last two seasons... Holds the Lowndes HS record with 500 career strikeouts ... Led Lowndes to two Region Championships, including a fifth-place finish in the state tournament during sophomore campaign ... At the plate posted 11 or more home runs in a season three times, including a career-high 13 home runs and 49 RBIs her sophomore year... Hit over .400 each season of high school, including a .549 mark as a senior, with 12 homers and 43 RBIs... Played travel ball for Gainesville Gold.

**Personal:** Daughter of Russ Hedgecock and Heather Shoup... Has five siblings: Tori, Bryson, Hunter, Ashley and Savannah... Majoring in Exercise Science.

## GAME-BY-GAME

Date	Opponent	Pos	AB	R	H	RBI	2B	3B	HR	BB	SB	CS	HBP	SAC	SF	GDP	K	PO	A	E	Avg
Feb 11	vs Oklahoma State	ph	1	0	0	0	0	0	0	0	0	0	0	0	0	0	1	0	0	0	.000
Feb 20	at McNeese	ph	1	0	0	0	0	0	0	0	0	0	0	0	0	0	1	0	0	0	.000
Feb 20	at McNeese	ph	1	0	0	0	0	0	0	0	0	0	0	0	0	0	1	0	0	0	.000
Feb 25	NORTH DAKOTA	ph	1	0	0	0	0	0	0	0	0	0	0	0	0	0	0	0	0	0	.000
Feb 26	TEXAS TECH	ph/d	2	0	0	0	0	0	0	0	0	0	0	0	0	0	1	0	0	0	.000
Feb 26	SOUTHEAST MIS	ph	1	0	0	0	0	0	0	0	0	0	0	0	0	0	0	0	0	0	.000
Mar 04	DRAKE-1	*dh	3	0	0	0	0	0	0	0	0	0	0	0	0	0	0	0	0	0	.000
Mar 09	at Central Arkansas	ph	0	0	0	0	0	0	0	0	0	0	0	1	0	0	0	0	0	0	.000
Mar 13	at South Carolina	ph	1	0	0	0	0	0	0	0	0	0	0	0	0	0	0	0	0	0	.000
Mar 16	LIBERTY	ph	1	0	0	0	0	0	0	0	0	0	0	0	0	0	0	0	0	0	.000
Mar 20	OLE MISS	ph	1	0	0	0	0	0	0	0	0	0	0	0	0	0	1	0	0	0	.000
Mar 27	MISSISSIPPI STA	ph	1	0	1	1	0	0	0	0	0	0	0	0	0	0	0	0	0	0	.071
Mar 28	MISSISSIPPI STA	ph	0	0	0	0	0	0	0	1	0	0	0	0	0	0	0	0	0	0	.071
Apr 10	ALABAMA	ph	1	0	0	0	0	0	0	0	0	0	0	0	0	0	1	0	0	0	.067
Apr 11	ALABAMA	ph	1	0	0	0	0	0	0	0	0	0	0	0	0	0	0	0	0	0	.062
Apr 16	at Georgia	ph	1	0	0	0	0	0	0	0	0	0	0	0	0	0	0	0	0	0	.059
Apr 18	at Georgia	ph	1	0	0	0	0	0	0	0	0	0	0	0	0	0	0	0	0	0	.056
Apr 24	MISSOURI	ph	1	0	0	0	0	0	0	0	0	0	0	0	0	0	0	0	0	0	.053
Apr 26	MISSOURI	ph	1	0	0	0	0	0	0	0	0	0	0	0	0	0	0	0	0	0	.050
Totals		1gs	20	0	1	1	0	0	0	1	0	0	0	1	0	1	5	0	0	0	.050

On base pct. .136 • Slugging pct. .050

## Rylin Hedgecock Career Stats

Year	avg	gp-gs	ab	r	h	2b	3b	hr	rbi	tb	slg%	bb	hbp	so	gdp	ob%	sf	sh	sb-att	po	a	e	fld%
2020	.214	18-0	14	1	3	0	0	1	4	6	.429	4	1	4	0	.421	0	0	0-0	0	0	0	.000
2021	.050	19-1	20	0	1	0	0	0	1	1	.050	1	1	5	1	.136	0	0	0-0	0	0	0	.000
TOTAL	.118	37-1	34	1	4	0	0	1	5	7	.206	5	2	9	1	.268	0	0	0-0	0	0	0	.000



# ALLIE LIGHT

UTL • R/R • 5-10 • Freshman  
Lexington, S.C. • Lexington HS

# 31

## SEASON HIGHS

Category	No.	Opponent (Last)	Date
Innings	3.0	South Carolina	3/13/21
Longest Start	-	-	-
Shortest Start	-	-	-
Longest Relief	3.0	South Carolina	3/13/21
Hits	5	2x (UTA)	2/22/21
Runs	5	Missouri	4/25/21
Earned Runs	2	McNeese	2/20/21
Walks	1	3x (South Carolina)	3/13/21
Strikeouts	2	2x (South Carolina)	3/13/21
Pitches	54	McNeese	2/20/21

## CAREER HIGHS

Category	No.	Opponent (Last)	Date
Innings	3.0	South Carolina	3/13/21
Longest Start	-	-	-
Shortest Start	-	-	-
Longest Relief	3.0	South Carolina	3/13/21
Hits	5	2x (UTA)	2/22/21
Runs	5	Missouri	4/25/21
Earned Runs	2	McNeese	2/20/21
Walks	1	3x (South Carolina)	3/13/21
Strikeouts	2	2x (South Carolina)	3/13/21
Pitches	54	McNeese	2/20/21

## BIO CONTINUED

## BIO

**Prior to Arkansas:** Played at Lexington High School for head coaches Russell Spires and Laurie Epps ... Recorded a career ERA of 1.90 ... Captured a South Carolina 5A State Championship as a junior... As a senior threw 63.2 innings and compiled a 2.86 ERA with 73 strikeouts to 13 walks ... In junior season totaled 59 innings and a 1.07 ERA with a career-best 101 strikeouts to only two walks ... Pitched 38 innings as a sophomore with a 1.29 ERA allowing one walk to 22 strikeouts ... Freshman year pitched 20 innings with a 2.45 ERA ... Also hit .275 in her career with 26 RBI and four homers ... Played travel ball for the Carolina Elite and earned third in the Junior Olympic Cup as a junior.

**Personal:** Daughter of Sam and Tanya Light ... Has one sibling, Chandler ... Originally from Little Rock, Ark ... Majoring in international business and after graduation wishes to pursue a career that helps empower other females ... Has volunteered with the Samaritan's Women Home, Lakeside Senior Living, Relay for Live and Special Olympics.

## GAME-BY-GAME

Date	Opponent	GS	IP	H	R	ER	BB	SO	2B	3B	HR	WP	BK	HBP	IBB	Score	W-L	Sv	ERA	NP
Feb 20	at McNeese		2.1	5	3	2	1	2	1	0	0	0	0	0	0	4-7	0-0	0	6.00	54
Feb 21	at McNeese		0.0	1	0	0	1	0	0	0	0	0	0	0	0	3-1	0-0	0	6.00	7
Feb 22	at UT Arlington-1		2.2	5	2	1	0	1	0	0	1	0	0	0	0	10-6	0-0	0	4.20	29
Mar 05	NORTHWESTERN		2.0	0	0	0	0	1	0	0	0	0	0	0	0	13-5	0-0	0	3.00	29
Mar 13	at South Carolina		3.0	4	1	1	1	2	0	1	0	1	0	0	0	7-5	0-0	0	2.80	45
Mar 23	at Kansas City		2.0	3	2	1	0	0	0	0	0	1	0	0	0	9-3	0-0	0	2.92	33
Apr 25	MISSOURI		2.0	4	5	1	0	1	1	0	1	0	0	0	0	1-10	0-0	0	3.00	35
Totals		0	14.0	22	13	6	3	7	2	1	2	2	0	0	0	47-37	0-0	0	3.00	-

### Allie Light Career Stats

Year	era	w-l	app	qs	cq	sho	sv	ip	h	r	er	bb	so	2b	3b	hr	bf	bavq	wp	hbp	bk	sfa	sha
2021	3.00	0-0	7	0	0	0/0	0	14.0	22	13	6	3	7	2	1	2	70	.333	2	0	0	0	1
TOTAL	3.00	0-0	7	0	0	0/0	0	14.0	22	13	6	3	7	2	1	2	70	.333	2	0	0	0	1





# SAM TORRES

OF • L/L • 5-2 • Redshirt Sophomore  
Temecula, Calif. • Chaparral HS

# 42

SEASON HIGHS			
Category	No.	Opponent (Last)	Date
Hits	2	7x (Auburn)	4/3/21
Doubles	1	Kansas City	3/23/21
Triples	-	-	-
Home Runs	-	-	-
Total Bases	2	8x (Auburn)	4/3/21
RBI's	3	Mississippi State	3/27/21
Runs	2	2x (Kansas)	3/24/21
Walks	1	12x (LSU)	5/3/21
AB's	4	5x (Alabama)	4/9/21

CAREER HIGHS			
Category	No.	Opponent (Last)	Date
Hits	2	7x (Auburn)	4/3/21
Doubles	1	Kansas City	3/23/21
Triples	-	-	-
Home Runs	-	-	-
Total Bases	2	8x (Auburn)	4/3/21
RBI's	3	Mississippi State	3/27/21
Runs	2	2x (Kansas)	3/24/21
Walks	1	12x (LSU)	5/3/21
AB's	4	5x (Alabama)	4/9/21

**BIO CONTINUED**  
in 29 games during the 2015 season... Through the first three seasons of her prep career, carried a .483 batting average with 117 hits and a .557 slugging percentage... Played travel ball for Athletics Mercado... Had a pair of top-20 PGF Nationals finishes including a seventh-place showing in 2017.

**BIO**  
**As a Redshirt Sophomore (2021):** Became the team's starting centerfielder at South Carolina (March 13)... First 15 games as the regular starter hit a team-leading .426 (20-for-47).509/.447.... Last 15 games hitting .114 (4-for-35)/.244/.1444  
**As a Sophomore (2020):** Appeared in 17 games primarily as a pinch runner and defensive replacement... Scored six runs... Registered two at bats and drew one walk against Montana (Feb. 22).  
**As a Freshman (2019):** Appeared in 41 of 58 games and made four starts against Auburn (May 3-5) and Georgia in the SEC Tournament (May 9)... Served as a pinch runner 19 times and scored 11 runs... Made 31 appearances in the outfield, registered 18 putouts and committed one error in 19 chances.  
**Prior to Arkansas:** Ranked as the No. 198 recruit in the country... Two-time Offensive MVP for Chapparral High School... Twice named to the All-Southwestern League Second Team... Earned Top Freshman accolades after hitting .494 with 39 hits

GAME-BY-GAME																								
Date	Opponent	Pos	AB	R	H	RBI	2B	3B	HR	BB	SB	CS	HBP	SAC	SF	GDP	K	PO	A	E	Avg			
Feb 11	vs Oklahoma State	ph/of	1	0	0	0	0	0	0	0	0	0	0	0	0	0	1	0	0	0	.000			
Feb 22	at UT Arlington-1	ph/of	1	0	0	0	0	0	0	0	0	0	0	0	0	0	0	0	0	0	.000			
Feb 22	at UT Arlington-2	of	0	0	0	0	0	0	0	0	0	0	0	0	0	0	0	0	0	0	.000			
Feb 27	SOUTHEAST MIS	*of	3	0	2	0	0	0	0	0	0	0	0	0	0	0	1	0	0	0	.400			
Feb 28	TEXAS TECH	*of	1	0	0	0	0	0	0	1	0	0	0	1	0	0	0	1	0	0	.333			
Mar 04	DRAKE-2	ph	1	1	0	0	0	0	0	0	0	0	0	0	0	0	0	0	0	0	.286			
Mar 05	KANSAS	ph	1	1	0	0	0	0	0	0	0	0	0	0	0	0	0	0	0	0	.250			
Mar 05	NORTHWESTERN	of	1	1	1	0	0	0	0	0	0	0	0	0	0	0	0	0	0	0	.333			
Mar 06	NORTHWESTERN	pr/ph	1	1	1	0	0	0	0	0	0	0	0	0	0	0	0	1	0	0	.400			
Mar 09	at Central Arkansa	of	1	0	0	0	0	0	0	0	0	0	0	0	0	0	0	0	0	0	.364			
Mar 12	at South Carolina	*of	3	1	1	0	0	0	0	0	0	0	1	0	0	0	1	3	0	0	.357			
Mar 13	at South Carolina	*of/of	4	2	1	0	0	0	0	1	0	0	1	0	0	0	1	0	0	0	.333			
Mar 14	at South Carolina	*of	3	1	1	0	0	0	0	1	0	0	0	0	0	0	1	3	0	0	.333			
Mar 16	LIBERTY	*of	3	0	0	0	0	0	0	1	0	0	0	1	0	0	0	0	0	0	.292			
Mar 19	OLE MISS	*of	4	1	2	0	0	0	0	0	0	0	0	0	0	0	1	3	0	0	.321			
Mar 20	OLE MISS	*of	2	0	1	0	0	0	0	1	0	0	0	0	0	0	0	1	0	0	.333			
Mar 21	OLE MISS	*of	3	0	2	0	0	0	0	0	0	0	0	0	0	0	1	3	0	0	.364			
Mar 23	at Kansas City	*of	3	1	2	1	0	0	0	1	0	0	0	0	0	0	1	1	0	0	.389			
Mar 24	at Kansas	*of	4	2	1	0	1	0	0	0	0	0	0	0	0	0	1	1	0	1	.375			
Mar 26	MISSISSIPPI STA	*of	2	0	1	0	0	0	0	1	0	0	0	0	0	0	1	2	0	0	.381			
Mar 27	MISSISSIPPI STA	*of	3	0	2	3	0	0	0	1	0	0	0	0	0	0	0	0	0	0	.400			
Mar 28	MISSISSIPPI STA	*of	4	1	1	0	0	0	0	0	1	0	0	0	0	0	1	1	0	0	.388			
Apr 01	at Auburn	*of	3	1	2	0	0	0	0	0	0	0	0	0	0	0	0	1	0	0	.404			
Apr 02	at Auburn	*of	3	1	1	0	0	0	0	0	0	0	0	0	0	0	2	0	0	0	.400			
Apr 03	at Auburn	*of	3	0	2	0	0	0	0	0	0	0	0	0	0	0	0	2	0	0	.414			
Apr 06	MISSOURI STATE	*of	3	0	0	0	0	0	0	0	0	0	0	0	0	0	2	0	0	0	.393			
Apr 09	ALABAMA	*of	4	1	1	0	0	0	0	0	0	0	0	0	0	0	2	2	0	0	.385			
Apr 10	ALABAMA	*of	3	0	0	0	0	0	0	0	0	0	0	0	0	0	1	0	0	0	.368			
Apr 11	ALABAMA	*of	2	0	0	0	0	0	0	1	0	0	0	0	0	0	2	1	0	0	.357			
Apr 16	at Georgia	*of	3	0	1	0	0	0	0	0	0	0	0	0	0	0	1	1	0	0	.356			
Apr 17	at Georgia	*of	1	1	0	0	0	0	0	1	0	0	0	1	0	0	0	1	0	0	.351			
Apr 18	at Georgia	*of	1	0	0	0	0	0	0	0	0	0	0	1	0	0	0	1	0	0	.347			
Apr 21	CENTRAL ARKAN	*of	3	0	0	0	0	0	0	0	0	0	1	0	0	0	0	1	0	0	.333			
Apr 24	MISSOURI	*of	2	0	0	0	0	0	0	0	0	0	0	0	0	0	0	1	0	0	.325			
Apr 25	MISSOURI	*of	2	0	0	0	0	0	0	0	0	0	0	0	0	0	0	0	0	0	.317			
Apr 26	MISSOURI	*of	2	0	0	0	0	0	0	0	0	0	0	0	0	0	0	3	0	0	.310			
May 01	at LSU	*of	1	0	0	0	0	0	0	1	0	0	0	0	0	0	0	1	0	0	.306			
May 03	at LSU	*of	2	0	0	0	0	0	0	0	0	0	0	0	0	0	0	1	0	0	.299			
May 03	at LSU	*of	2	0	0	0	0	0	0	1	0	0	0	0	0	0	0	1	0	0	.292			
May 13	vs Tennessee	*of	1	0	0	0	0	0	0	1	0	0	0	0	0	0	1	3	0	0	.289			
May 21	MANHATTAN	pr	0	1	0	0	0	0	0	0	0	0	0	0	0	0	0	0	0	0	.289			
Totals			32gs	90	18	26	4	1	0	0	13	1	0	2	5	0	0	22	44	0	1	.289		

On base pct. .390 • Slugging pct. .300

Sam Torres Career Stats																							
Year	avg	qp-gs	ab	r	h	2b	3b	hr	rbi	tb	slg%	bb	hbp	so	qdp	ob%	sf	sh	sb-att	po	a	e	fld%
2019	.154	41-4	13	12	2	0	0	0	0	2	.154	0	0	2	0	.154	0	1	1-1	18	0	1	.947
2020	.000	17-0	2	6	0	0	0	0	0	0	.000	1	0	0	0	.333	0	0	0-1	3	0	0	1.000
2021	.289	41-32	90	18	26	1	0	0	4	27	.300	13	2	22	0	.390	0	5	1-1	44	0	1	.978
TOTAL	.267	99-36	105	36	28	1	0	0	4	29	.276	14	2	24	0	.364	0	6	2-3	65	0	2	.970







# JENNA BLOOM

RHP • R/R • 5-7 • Redshirt Freshman  
Huntington Beach, Calif. • Edison HS

# 72

## SEASON HIGHS

Category	No.	Opponent (Last)	Date
Innings	6.2	2x (Ole Miss)	3/21/21
Longest Start	6.2	2x (Ole Miss)	3/21/21
Shortest Start	2.0	Northwestern St.	3/5/21
Longest Relief	3.1	Alabama	4/9/21
Hits	7	Missouri	4/25/21
Runs	4	2x (Northwestern St.)	3/5/21
Earned Runs	4	2x (Northwestern St.)	3/5/21
Walks	3	South Carolina	3/14/21
Strikeouts	9	Ole Miss	3/21/21
Pitches	110	UTA	2/22/21

## CAREER HIGHS

Category	No.	Opponent (Last)	Date
Innings	7.0	Kansas	3/10/20
Longest Start	7.0	Kansas	3/10/20
Shortest Start	0.2	Montana	2/22/20
Longest Relief	4.0	Villanova	2/29/20
Hits	7	Missouri	4/25/21
Runs	5	3x (Alabama)	3/7/20
Earned Runs	5	2x (Alabama)	3/7/20
Walks	3	5x (South Carolina)	3/14/21
Strikeouts	10	Kansas	3/10/20
Pitches	114	Kent State	2/28/20

## BIO CONTINUED

**Prior to Arkansas:** Prepped at Edison High School... Ranked No. 43 in the final FloSoftball Hot 100... During the 2019 state tournament run, struck out 24 batters in 12.1 innings of work while allowing just one earned run and led Edison to its first playoff win in two years... Against nationally-ranked Mission Viejo High School, struck out 15 batters while allowing just one hit in a five-inning 10-0 win... struck out every out of the game... Finished senior last season with a 6-4 record inside the circle... Played travel ball for Athletics Mercado.

**Personal:** Daughter of Daniel and Melonie Bloom ... Has one brother, Jacob ... Mother Melonie played volleyball for San Diego State from 1992-97 ... Enjoys traveling, trying new foods and hanging out with her family ... Majoring in political science and wants to work as a worker's compensation attorney for police and fire after college.

## BIO

**Career Accolades:** All-SEC Newcomer Team (2021)... SEC First-Year Academic Honor Roll (2020)

**Redshirt Freshman (2021):** During SEC-only games: 8 APP, 5 GS, 2.41 ERA (32.0 IP/11 ER), 24 SO, 7 BB, opp. BA. 268...


**Freshman (2020):** Led the Arkansas pitching staff with 68 strikeouts, a .208 opponent batting average and three saves ... 10.9 strikeouts per seven innings ranked 12th nationally and was the only freshman to rank inside the top 15 ... Three saves ranked fourth-most in the SEC and ninth nationally ... Had five or more strikeouts in seven of 16 outings ... Made collegiate debut in the season opener against UTEP (Feb. 7) throwing a scoreless inning of relief with a strikeout ... Recorded first career win throwing four scoreless innings while only allowing one hit and striking out six against Furman (Feb. 15) ... Struck out six consecutive hitters over 2.1 innings to earn first career save at FGCU (Feb. 16) ... In first career appearance against a top-25 team, threw 1.0 inning of relief work against No. 23 Baylor (Feb. 27) and retired the side in order with two strikeouts ... Earned first career complete game shutout, striking out a career-best 10 in a 1-0 win over Kansas (March 10).

## GAME-BY-GAME

Date	Opponent	GS	IP	H	R	ER	BB	SO	2B	3B	HR	WP	BK	HBP	IBB	Score	W-L	Sv	ERA	NP
Feb 11	vs Oklahoma State		1.1	3	4	4	2	2	0	0	2	0	0	0	0	11-12	0-0	0	21.00	45
Feb 20	at McNeese		0.1	1	1	1	2	0	0	0	0	0	0	0	0	4-7	0-1	0	21.00	13
Feb 22	at UT Arlington-2	*	6.2	5	3	3	2	7	1	0	2	1	0	0	0	4-3	1-1	0	6.72	110
Feb 25	NORTH DAKOTA		1.0	0	0	0	0	2	0	0	0	0	0	0	0	9-0	1-1	0	6.00	8
Feb 26	SOUTHEAST MIS	*	4.1	3	2	2	1	4	1	0	0	1	0	0	0	9-3	2-1	0	5.12	71
Mar 04	DRAKE-1		3.0	1	1	1	0	2	1	0	0	0	0	0	0	6-3	3-1	0	4.62	30
Mar 04	DRAKE-2		0.0	2	0	0	0	0	0	0	0	0	0	0	0	6-4	3-1	0	4.62	12
Mar 05	NORTHWESTERN	*	2.0	3	4	4	2	0	0	0	1	0	0	0	0	13-5	3-1	0	5.62	44
Mar 14	at South Carolina	*	4.1	4	2	2	3	3	3	0	0	0	1	0	0	3-2	4-1	0	5.17	90
Mar 21	OLE MISS	*	6.2	5	2	2	1	9	3	0	0	1	0	0	0	3-2	4-1	0	4.48	102
Mar 23	at Kansas City		2.0	0	0	0	1	2	0	0	0	1	0	0	0	9-3	5-1	0	4.20	21
Mar 27	MISSISSIPPI STA		2.2	3	1	1	0	1	1	0	0	0	0	0	0	8-7	6-1	0	4.08	40
Apr 03	at Auburn	*	5.0	3	0	0	0	3	1	0	0	0	0	0	0	2-0	7-1	0	3.56	70
Apr 09	ALABAMA	*	3.1	2	0	0	1	1	0	0	0	0	0	0	0	3-5	7-1	0	3.28	52
Apr 18	at Georgia	*	4.0	4	2	2	2	4	0	0	2	1	0	0	0	5-2	8-1	0	3.30	62
Apr 21	CENTRAL ARKAN	*	4.1	3	2	2	2	7	0	1	0	0	0	1	0	7-6	8-1	0	3.29	85
Apr 24	MISSOURI	*	2.0	5	1	1	0	2	2	0	0	0	0	0	0	3-6	8-1	0	3.30	42
Apr 25	MISSOURI	*	4.0	7	3	3	0	1	1	0	2	0	1	0	1	1-10	8-2	0	3.44	68
Totals			9	57.0	54	28	28	19	50	14	1	9	5	0	3	0106-80	8-2	0	3.44	-

## Jenna Bloom Career Stats

Year	era	w-l	app	gs	cq	sho	sv	ip	h	r	er	bb	so	2b	3b	hr	bf	bavq	wp	hbp	bk	sfa	sha
2020	3.21	4-2	16	7	1	1/2	3	43.2	35	25	20	21	68	6	0	4	198	.208	4	7	0	0	2
2021	3.44	8-2	18	9	0	0/2	0	57.0	54	28	28	19	50	14	1	9	245	.245	5	3	0	2	1
TOTAL	3.34	12-4	34	16	1	1/4	3	100.2	89	53	48	40	118	20	1	13	443	.229	9	10	0	2	3



# AUDRIE LAVALLEY

INF • L/R • 5-6 • Redshirt Sophomore  
Choctaw, Okla. • Oklahoma (Carl Albert HS)

# 99

## SEASON HIGHS

Category	No.	Opponent (Last)	Date
Hits	2	North Dakota State	2/25/21
Doubles	-	-	-
Triples	-	-	-
Home Runs	1	3x (Southeast Mo.)	2/26/21
Total Bases	4	3x (Southeast Mo.)	2/26/21
RBI's	3	Southeast Missouri	2/26/21
Runs	1	11x (South Carolina)	3/13/21
Walks	3	Oklahoma State	2/11/21
ABS	4	Drake	3/4/21

## CAREER HIGHS

Category	High	Opponent (Last)	Date
Hits	2	3x (North Dakota St.)	2/25/21
Doubles	1*	2x (Hofstra)	2/16/19
Triples	-	-	-
Home Runs	1	5x (UTA)	2/22/21
Total Bases	5	Furman	2/15/20
RBI's	4	Nebraska	2/9/20
Runs	2	2x (UTEP)	2/7/20
Walks	3	Oklahoma State	2/11/21
ABS	4	2x (Drake)	3/4/21

\*At Oklahoma

## BIO CONTINUED

**Prior to Arkansas:** Earned four letters at Carl Albert High School... Named all-district and Big All-City all four seasons and earned all-state honors as a senior... Led her team to four district championships and regional titles, culminating in the 5A state title in her senior season... Spent time at shortstop and in the circle... Hit .528 during her career (.500 or better each year) with a .596 on-base percentage, 218 runs scored, 217 RBI, 52 doubles, 32 triples, 33 home runs, 78 walks to 50 strikeouts and 51 stolen bases... Threw 204.1 career innings with a 28-10 record, two saves, a 1.98 earned run average and 144 strikeouts... Played travel ball for Oklahoma Athletics Premier... won multiple Top Gun championships.

**Personal:** Daughter of Joe and Renee LaValley... has two siblings, Gavin and Christina... Brother Gavin is an infielder for the Kansas City Monarch in the independent American Association and was a fourth round draft selection out of high school (2014) by Cincinnati... Cousin, Zadi LaValley, is a freshman infielder on Baylor's softball team and also wears No. 99... Cousin, Carter LaValley, is a redshirt freshman infielder at Oklahoma... Majoring in Recreation and Sports Management.

## BIO

**As a Redshirt Sophomore (2021):** Made start at second base in the SEC Tournament against Tennessee (May 13), first start since March 19 against Ole Miss... Homered in both games of a doubleheader at UTA (Feb. 22).

**As a Sophomore (2020):** Played in 16 games and made 11 starts... Scored two runs and walked twice in her Arkansas debut against UTEP (Feb. 7)... Smashed a grand slam against Nebraska for her first homer in an Arkansas jersey (Feb. 9)... Delivered the game-tying two RBI pinch hit single in the seventh inning in win over Kansas (March 10)... Collected a pair of two hit games against New Mexico State (Feb. 9) and Furman (Feb. 15).

**At Oklahoma (2019):** Played in 37 games, primarily serving as a pinch runner... Scored 16 runs, including two at Iowa State (April 28)... Recorded her first career hit with a double against Charlotte (Feb. 9)... Tallied an RBI double and scored a run against Hofstra (Feb. 16)... In first Big 12 at-bat, recorded a single against Baylor (April 7)... Hit first career home run and scored two runs at Iowa State (April 28).

## GAME-BY-GAME

Date	Opponent	Pos	AB	R	H	RBI	2B	3B	HR	BB	SB	CS	HBP	SAC	SF	GDP	K	PO	A	E	Avg	
Feb 11	vs Oklahoma State	*2b	1	1	0	2	0	0	0	3	0	0	0	0	0	0	1	2	1	0	.000	
Feb 21	vs Baylor	*2b	1	1	0	0	0	0	0	2	0	0	0	0	0	0	0	1	1	0	.000	
Feb 21	at McNeese	*2b	3	0	0	0	0	0	0	0	0	0	0	0	0	0	1	4	3	0	.000	
Feb 22	at UT Arlington-1	*2b	3	1	1	1	0	0	1	1	0	0	0	0	0	0	0	2	3	0	.125	
Feb 22	at UT Arlington-2	*2b	2	1	1	1	0	0	1	0	0	0	0	0	0	0	0	1	0	0	.200	
Feb 25	NORTH DAKOTA	*2b	3	1	1	0	0	0	0	0	0	0	0	0	0	0	1	1	2	0	.231	
Feb 25	NORTH DAKOTA	*2b	3	0	2	0	0	0	0	0	0	0	0	0	0	0	0	0	1	1	.312	
Feb 26	TEXAS TECH	*2b	2	0	0	0	0	0	0	0	0	0	0	0	0	0	0	1	0	0	.278	
Feb 26	SOUTHEAST MIS	*2b	3	1	1	3	0	0	1	0	0	0	0	0	0	0	1	1	1	0	.286	
Feb 27	SOUTHEAST MIS	*2b	3	0	0	0	0	0	0	0	0	0	0	0	0	0	1	3	0	0	.250	
Feb 28	TEXAS TECH	*2b	2	1	0	1	0	0	0	1	0	0	0	0	0	0	1	1	0	0	.231	
Mar 04	DRAKE-1	*2b	4	0	0	0	0	0	0	0	0	0	0	0	0	0	1	1	0	0	.200	
Mar 04	DRAKE-2	*2b	2	1	0	0	0	0	0	1	0	0	0	0	0	0	0	2	0	0	.188	
Mar 05	KANSAS	*2b	2	0	0	1	0	0	0	1	0	0	0	0	0	0	0	1	0	0	.176	
Mar 05	NORTHWESTERN	*2b	1	1	0	0	0	0	0	2	0	0	0	0	0	0	0	1	0	0	.171	
Mar 06	NORTHWESTERN	*2b	2	0	0	0	0	0	0	0	0	0	0	0	0	0	1	0	0	0	.162	
Mar 09	at Central Arkansa	*2b	2	1	0	0	0	0	0	1	0	0	0	0	0	0	0	1	0	0	.154	
Mar 13	at South Carolina	pr/2b	1	1	0	0	0	0	0	0	0	0	0	0	0	0	0	1	0	0	.150	
Mar 19	OLE MISS	*2b	1	0	0	0	0	0	0	0	0	0	0	0	0	0	1	0	2	0	.146	
Apr 21	CENTRAL ARKAN	ph	1	0	0	0	0	0	0	0	0	0	0	0	0	0	1	0	0	0	.143	
May 13	vs Tennessee	*2b	2	0	0	0	0	0	0	0	0	0	0	0	0	0	1	0	1	0	.136	
May 21	MANHATTAN	pr	0	1	0	0	0	0	0	0	0	0	0	0	0	0	0	0	0	0	.136	
May 23	STANFORD	pr	0	0	0	0	0	0	0	0	0	0	0	0	0	0	0	0	0	0	.136	
Totals			19gs	44	12	6	9	0	0	3	12	0	1	4	1	0	0	12	24	15	1	.136

On base pct. .367 • Slugging pct. .341

## Audrie LaValley Career Stats - Arkansas Only

Year	avg	qp-gs	ab	r	h	2b	3b	hr	rbi	tb	slg%	bb	hbp	so	qdp	ob%	sf	sh	sb-att	po	a	e	fld%
2020	.259	16-11	27	7	7	0	0	2	11	13	.481	3	1	8	0	.355	0	0	2-2	13	12	2	.926
2021	.136	23-19	44	12	6	0	0	3	9	15	.341	12	4	12	0	.367	0	1	0-1	24	15	1	.975
TOTAL	.183	39-30	71	19	13	0	0	5	20	28	.394	15	5	20	0	.363	0	1	2-3	37	27	3	.955

**RADIO/TV ROSTER CHART**




**00**  
**KAITLYN HOWARD**  
 Fr. • 5-7 • L/L  
 UTL • East End Ark.



**1**  
**RYAN JACKSON**  
 R-Sr. • 5-6 • R/R  
 OF • Chino Hills, Calif.



**2**  
**VALERIE VENTURA**  
 R-So. • 5-6 • R/R  
 INF • Oxnard, Calif.



**3**  
**LARISSA CESENA**  
 R-So. • 5-7 • L/R  
 INF/OF • Riverside, Calif.



**4**  
**MARY HAFF**  
 R-Jr. • 5-10 • R/R  
 RHP • Winter Haven, Fla..




**5**  
**LAUREN HOWELL**  
 Fr. • 5-7 • R/R  
 RHP • Jefferson City, Mo.




**6**  
**CALLY KILDOW**  
 Fr. • 5-7 • R/R  
 UTL • Gravette, Ark.



**9**  
**AUTUMN STORMS**  
 R-Sr. • 5-10 • R/R  
 RHP • Temecula, Calif.



**12**  
**ABBY GORDON**  
 Fr. • 6-0 • R/R  
 C • Garden Plain, Kan.



**13**  
**KAYLA GREEN**  
 R-Jr. • 5-9 • R/R  
 C • Temecula, Calif.



**16**  
**KEELY HUFFINE**  
 R-Sr. • 5-6 • R/R  
 UTL • Harrisburg, Ark.



**18**  
**MARLENE FRIEDMAN**  
 Fr. • 5-5 • R/R  
 INF • Huntington Beach, Calif.



**20**  
**HANNAH GAMMILL**  
 Fr. • 5-8 • R/R  
 INF • Beebe, Ark.



**21**  
**LAUREN GRAVES**  
 R-Sr. • 5-8 • R/R  
 UTL • White Hall, Ark.




**22**  
**LINNIE MALKIN**  
 R-Jr. • 5-11 • R/R  
 OF • Broomfield, Colo.




**23**  
**HANNAH MCEWEN**  
 R-Jr. • 5-7 • L/R  
 OF • San Diego, Calif.




**24**  
**NICOLE DUNCAN**  
 R-Jr. • 5-7 • R/R  
 INF/C • Centralia, Mo.




**25**  
**BRAXTON BURNSIDE**  
 Gr. • 5-6 • R/R  
 INF • Paragould, Ark.



**28**  
**RYLIN HEDGECOCK**  
 R-Fr. • 5-9 • R/R  
 UTL • Valdosta, Ga.




**31**  
**ALLIE LIGHT**  
 Fr. • 5-10 • R/R  
 UTL • Lexington, S.C.



**41**  
**DANIELLE GIBSON**  
 R-Jr. • 6-0 • L/R  
 INF • Murrieta, Calif.



**42**  
**SAM TORRES**  
 R-So. • 5-2 • L/L  
 OF • Temecula, Calif.



**66**  
**ALY MANZO**  
 R-Sr. • 5-7 • L/R  
 INF • Roseville, Calif.



**72**  
**JENNA BLOOM**  
 R-Fr. • 5-10 • R/R  
 RHP • Huntington Beach, Calif.



**99**  
**AUDRIE LAVALLEY**  
 R-So. • 5-6 • L/R  
 INF • Choctaw, Okla.



**COURTNEY DEIFEL**  
 Head Coach  
 Sixth Season



**MATT MEUCHEL**  
 Assistant Coach  
 Fifth Season



**YOLANDA MCRAE**  
 Assistant Coach  
 Sixth Season



**ANNIE SMITH**  
 Volunteer Assistant Coach  
 Second Season



**TORI STAFFORD**  
 Graduate Manager  
 First Season