



K-STATE MEN'S BASKETBALL

// 2021-22 GAME NOTES

31 NCAA TOURNAMENT APPEARANCES ■ 4 FINAL FOUR [1948, 1951, 1958, 1964] ■ 21 CONFERENCE TITLES

THE MATCHUP // HALL OF FAME CLASSIC // GAME 3



—/— **K-STATE WILDCATS**
[2-0, 0-0 Big 12]

VS 16/15 **ARKANSAS RAZORBACKS**
[3-0, 0-0 SEC]



Head Coach: Bruce Weber [Wisconsin-Milwaukee '78]
Record at K-State: 172-130/10th Year
Career Record: 485-285/24th Year
vs. Arkansas: 2-0 [0-0 at K-State]



Head Coach: Eric Musselman [San Diego '87]
Record at Arkansas: 48-19/3rd Year
Career Record: 158-53/8th Year
vs. K-State: 0-0 [0-0 at Arkansas]

Monday, Nov. 22, 2021 ■ 8 p.m. (CT) ■ Kansas City, Mo. ■ T-Mobile Center [18,972] ■ ESPNNews

K-STATE TRAVELS TO KANSAS CITY FOR HALL OF FAME CLASSIC

► Kansas State (2-0) will face its first significant challenge of season this coming week, as the Wildcats head east to Kansas City to play in the 21st annual Hall of Fame Classic presented by *Hotels.com* on Monday-Tuesday, November 22-23 at the T-Mobile Center. The Wildcats will play No. 16/15 Arkansas (3-0) in the second semifinal game on Monday around 8 p.m., CT on ESPNNews following the conclusion of the first game between Cincinnati (4-0) vs. No. 10/10 Illinois (2-1).

► The winners of the two semifinal games will play in the championship on Tuesday night at 8:30 p.m., CT on ESPN2, while the consolation game is set for 6 p.m., CT on ESPNNews.

► This will be the third time K-State has participated in the Hall of Fame Classic, advancing to the championship game in its previous 2 appearances before falling to Top 10 foes Duke (2010) and North Carolina (2015).



Junior Kaosi Ezeagu owns the Wildcats' best +/- (+43) through the first 2 games, while averaging 7.5 points on 80 percent (4-of-5) shooting to go with 5.5 rebounds and 1.0 blocks in 18.1 minutes per game.

HISTORY AT HALL OF FAME CLASSIC

Appearance	Third [2010, 2015, 2021]
Best Finish	Runner-up [2010, 2015]
Overall Record	6-2
In Kansas City [at T-Mobile Center]	2-2 [only championship rounds]
Last Trip	1-1 in 2015 (def. Missouri, 66-42; lost to No. 9 North Carolina, 80-70)
vs. Arkansas	First meeting [played in Kansas City in 1946, 1980]
vs. Cincinnati	First meeting
vs. Illinois	First meeting

OPENING TIP

► The Hall of Fame Classic field might be one of the best of any of the preseason tournaments, as the 4 schools all rank in the Top 20 for NCAA Tournament all-time appearances - combining for 128 - with each advancing to 31 or more such appearances in their respective histories. Arkansas and Cincinnati are tied with 5 others with the 13th-most appearances at 33, while K-State and Illinois are tied with Georgetown and Purdue for the 20th-most appearances at 31.

► The Hall of Fame Classic was created by the National Association of Basketball Coaches (NABC) in 2001 as the Guardians Classic and was later known as the CBE Classic before being rebranded as the Hall of Fame Classic in 2017.

► The tournament is part of the Hall of Fame Weekend, which also includes the National Collegiate Basketball Hall of Fame Class of 2021 induction celebration. Among the inductees are **Len Bias** (Maryland), **David Greenwood** (UCLA), **Hersey Hawkins** (Bradley), **Jim Jackson** (Ohio State), **Antawn Jamison** (North Carolina), **Paul Pierce** (Kansas) as well as coaches **Rick Byrd** (Belmont) and **Tom Penders** (Houston, George Washington, Texas, Rhode Island).

► Big 12 teams have won the Hall of Fame Classic 9 times in the 20-year history, including 4 times (2016, 2017, 2018, 2020) in the last 5 seasons. TCU won the 2020 edition of the tournament, knocking off Tulsa and Liberty.

► K-State has met each of the 3 schools at the tournament at least 8 times in its history. The Wildcats own an 8-3 advantage against the Razorbacks, but trail the series with the Bearcats (1-7) and Fighting Illini (2-8).

► K-State and Arkansas will meet for the 12th time and the first time since 1991 in a series that dates nearly 75 years and includes a pair of NCAA Tournament matchups in 1980 and 1982. The teams last met on Dec. 10, 1991 when the Razorbacks completed the sweep of a home-and-home series (1990 and 1991) with a 70-59 win over the Wildcats at Bramlage Coliseum.

► This will be the third meeting between the schools in Kansas City with the series beginning with a 56-41 win by K-State in the Big Six Holiday Tournament at Municipal Auditorium on Dec. 14, 1946. The teams would meet again 34 years later at Kemper Arena (now Hy-Vee Arena) with the Wildcats escaping 47-46 in overtime on Dec. 27, 1980.

► Overall, K-State owns an 8-3 advantage over Arkansas in the all-time series, including a 5-0 mark at neutral sites (2-0 in Kansas City, 1-0 in Pine Bluff, Ark., 1-0 in Lincoln, Neb., and 1-0 in Dallas, Texas).

► No. 16/15 Arkansas enters Monday's game with a 3-0 record after home wins over Mercer (74-61), Gardner-Webb (86-69) and Northern Iowa (93-80). The Razorbacks are a balanced team with 4 players averaging in double figures led by seniors **J.D. Notae** (21.7 ppg.), **Chris Lykes** (15.7 ppg.), **Au'Diese Toney** (11.3 ppg.) and **Connor Vanover** (10.5 ppg.).

► K-State will play either Cincinnati (4-0) or No. 10/10 Illinois (2-1) on day two of the tournament. The Fighting Illini won 24 games and earned their first No. 1 seed since 2005 under K-State alum and head coach **Brad Underwood**, while the Bearcats have won 20 or more games 10 times in the last 11 seasons.

■ K-STATE'S PROJECTED ROTATION (Based on last game)

Starters	Ht.	Wt.	Yr.-Exp.	Hometown	PPG	RPG	AST	FG%	3FG%	FT%	MPG
G 3 SELTON MIGUEL	6-4	210	So.-1L	Luanda, Angola	9.0	5.0	3.5	66.7	66.7	0.0	23.4
<i>The sophomore was inserted into the starting lineup vs. Omaha (11/17/21), posting a solid line of 8 points, a team-high 6 assists and 3 rebounds in 24 minutes.</i>											
G 13 MARK SMITH	6-4	225	Sr.-TR	Edwardsville, Ill.	11.5	7.0	1.5	53.3	25.0	60.0	29.3
<i>The fifth-year senior transfer is one of two Wildcats to score in double figures in the first 2 games, ranking 1st in rebounding (7.0 rpg.), 2nd in scoring (11.5 ppg.).</i>											
G 24 NIJEL PACK	6-0	180	So.-1L	Indianapolis, Ind.	16.5	1.5	4.0	57.9	63.6	100.0	25.7
<i>The dynamic guard has continued his scoring pace from last year, leading or tying for the team lead in scoring in the first 2 games, while knocking down 57.9% from field.</i>											
F 25 ISMAEL MASSOUD	6-9	210	So.-TR	East Harlem, N.Y.	10.0	4.5	0.0	46.7	44.4	100.0	27.8
<i>The sophomore transfer showed his shooting touch in 1st half vs. Omaha (11/17/21), scoring all of team-tying 15 points on 5-of-8 shooting, including 3-of-5 from 3.</i>											
C 20 KAOSI EZEAGU	6-10	255	Jr.-1L	Brampton, Ontario	7.5	5.5	1.5	80.0	—	70.0	18.1
<i>The junior big man has posted the team's best +/- rate (+43) while just being solid (7.5 ppg., 5.5 rpg., 1.5 apg., 1.0 bpg.) in just 18.1 minutes per game.</i>											
Key Reserves	Ht.	Wt.	Yr.-Exp.	Hometown	PPG	RPG	AST	FG%	3FG%	FT%	MPG
G 00 Mike McGuirl	6-3	200	Sr.-4L	Ellington, Conn.	1.5	3.5	1.5	0.0	0.0	75.0	16.1
G 1 Markquis Nowell	5-8	160	Jr.-TR	Harlem, N.Y.	8.5	2.5	4.5	30.8	28.6	87.5	22.0
F 21 Davion Bradford	7-0	270	So.-1L	St. Louis, Mo.	5.5	4.0	0.0	50.0	—	50.0	14.0
G 22 Luke Kasubke	6-5	190	So.-1L	St. Louis, Mo.	3.0	1.0	0.0	33.3	50.0	—	16.8
F 33 Logan Landers	6-9	215	Fr.-HS	Cedarburg, Wis.	0.0	0.0	0.0	0.0	—	—	5.8

ATHLETICS COMMUNICATIONS

Tom Gilbert | Director of Men's Basketball Communications | E: tgilbert@kstatesports.com | O: (785) 532-7979 | C: (785) 587-7868

■ 2021-22 SCHEDULE/RESULTS

OVERALL RECORD: 2-0

Big 12: 0-0 ■ Non-Conference: 2-0
Home: 2-0 ■ Away: 0-0 ■ Neutral: 0-0

■ NOVEMBER (2-0)

Thurs. 4	PITTSBURG STATE (Exh.)	Big 12 Now	W, 78-59
Wed. 10	FLORIDA A&M	Big 12 Now	W, 67-57
Wed. 17	OMAHA	Big 12 Now	W, 79-64

Hall of Fame Classic (T-Mobile Center, Kansas City, Mo.)

Mon. 22	vs. 16/15 Arkansas	ESPNNews	8 pm
Tues. 23	vs. Cincinnati/10/10 Illinois	ESPNNews/2	tbd
Sun. 28	NORTH DAKOTA	Big 12 Now	4 pm

■ DECEMBER (0-0)

Wed. 1	UALBANY	Big 12 Now	7 pm
Sun. 5	@Wichita State^	ESPN	5 pm

BIG EAST/Big 12 Battle (Bramlage Coliseum, Manhattan, Kan.)

Wed. 8	MARQUETTE	ESPN2/U	8 pm
Sun. 12	GREEN BAY	Big 12 Now	4 pm
Sun. 19	@Nebraska	B10 Network	5 pm
Tues. 21	McNEESE STATE	Big 12 Now	7 pm
Wed. 29	MORGAN STATE	Big 12 Now	7 pm

■ JANUARY (0-0)

Sat. 1	@Oklahoma*	ESPN	7 pm
Tues. 4	TEXAS*	Big 12 Now	7 pm
Sat. 8	@West Virginia*	Big 12 Now	1 pm
Wed. 12	TCU*	ESPN	8 pm
Sat. 15	TEXAS TECH*	ESPN2	11 am
Tues. 18	@Texas*	LHN	7:30 pm
Sat. 22	KANSAS*	Big 12 Now	3 pm
Tues. 25	@Baylor*	Big 12 Now	7 pm

Big 12/SEC Challenge (Black Pavilion at Ole Miss, Oxford, Miss.)

Sat. 29	@Ole Miss	ESPN	3 pm
---------	-----------	------	------

■ FEBRUARY (0-0)

Wed. 2	OKLAHOMA STATE*	ESPN2/U	8 pm
Sat. 5	@TCU*	ESPN2/U	7 pm
Wed. 9	BAYLOR*	Big 12 Now	7 pm
Sat. 12	@Iowa State*	ESPN	tbd
Mon. 14	WEST VIRGINIA*	ESPN2	6 pm
Sat. 19	@Oklahoma State*	ESPN2/U	1 pm
Tues. 22	@Kansas*	ESPN2	8 pm
Sat. 26	IOWA STATE*	ESPN	1 pm
Mon. 28	@Texas Tech*	ESPN2	8 pm

■ MARCH (0-0)

Sat. 5	OKLAHOMA*	Big 12 Now	3 pm
<i>Phillips 66 Big 12 Championship (T-Mobile Center, Kansas City, Mo.)</i>			
Wed. 9	First Round	ESPN	6/8 pm
Thurs. 10	Quarterfinals	ESPN2/U	
Fri. 11	Semifinals	ESPN/U	6/8 pm
Sat. 12	Championship	ESPN	8 pm

Home Games in BOLD CAPS | *Big 12 Conference Game

^Played at INTRUST Bank Arena [Wichita, Kan.]

All Times Central and Subject to Change | Rankings: AP/USA Today Coaches

■ GAME INFORMATION

TELEVISION: ESPNNews

App: ESPN | Online: plus.espn.com/big-12

Play-by-Play: Mark Neely | Analyst: Mark Adams

Sideline Reporter: n/a

RADIO: K-STATE SPORTS NETWORK

App: Varsity Network/SXM 977 | Online: XM 387
www.kstatesports.com/watch [free]

Play-by-Play: Wyatt Thompson | Analyst: Stan Weber

LIVE STATS

www.kstatesports.com
statbroadcast.com/events/tournament.php?tid=870

SOCIAL MEDIA: #KSTATEMBB

Twitter: @KStateMBB // @kstatesports


Instagram: kstatembb

Facebook: /kstatembb

YouTube: /KStateSports

QUICK FACTS

Kansas State University
Manhattan, KS 66502



Founded	1863
Enrollment	20,229 (Fall 2021)
Nickname	Wildcats
School Colors	Purple (PMS 2695C) and White
Conference	Big 12
President	Richard B. Myers (Kansas State '65) set to retire in December 2021
Director of Athletics	Gene Taylor (Arizona State '80)
Faculty Athletics Representative	Dr. Be Stoney (UTEP '81)

ALL-TIME RECORD

118th season of Kansas State men's basketball	
First Year of Basketball	1903
Overall Record	1,683-1,196 (.584)
Postseason Tournament Appearances	38 (31 NCAA, 7 NIT)
Postseason Tournament Record	43-43 (.500)
NCAA Tournament Appearances	31
<i>tied for 20th-most nationally in Division I</i>	
NCAA Tournament Record	37-35 (.514)
Conference Tournament Record (1977-present)	37-42 (.468)
Big 12 Championship Record (1996-present)	17-24 (.415)

BRAMLAGE COLISEUM

Opened	Nov. 26, 1988
<i>defeated Purdue, 81-77</i>	
Capacity	11,684
Overall Record	395-137 (.742)
Conference Record (Big Eight/12)	156-110 (.587)
Weber's Record at Bramlage Coliseum	110-41 (.725)

NCAA TOURNAMENT HISTORY

Appearances (31): 1948, 1951, 1956, 1958, 1959, 1961, 1964, 1968, 1970, 1972, 1973, 1975, 1977, 1980, 1981, 1982, 1987, 1988, 1989, 1990, 1993, 1996, 2008, 2010, 2011, 2012, 2014, 2017, 2018, 2019
Final Four (4): 1948, 1951, 1958, 1964
Elite Eight (12): 1951, 1958, 1959, 1961, 1964, 1972, 1973, 1975, 1981, 1988, 2010, 2018
Sweet 16 (17): 1951, 1956, 1958, 1959, 1961, 1964, 1968, 1970, 1972, 1973, 1975, 1977, 1981, 1982, 1988, 2010, 2018

CONFERENCE CHAMPIONSHIPS

Appearances (31): 1948, 1951, 1956, 1958, 1959, 1961, 1964, 1968, 1970, 1972, 1973, 1975, 1977, 1980, 1981, 1982, 1987, 1988, 1989, 1990, 1993, 1996, 2008, 2010, 2011, 2012, 2014, 2017, 2018, 2019
Final Four (4): 1948, 1951, 1958, 1964
Elite Eight (12): 1951, 1958, 1959, 1961, 1964, 1972, 1973, 1975, 1981, 1988, 2010, 2018
Sweet 16 (17): 1951, 1956, 1958, 1959, 1961, 1964, 1968, 1970, 1972, 1973, 1975, 1977, 1981, 1982, 1988, 2010, 2018

CONFERENCE TOURNAMENT TITLES

Titles (2): 1977, 1980
Finals Appearances (8): 1977, 1978, 1980, 1981, 1988, 1993, 2010, 2013

MEDIA RESOURCES

CREDENTIALS

Outlets interested in obtaining credentials to cover K-State men's basketball home games must apply for credentials via Sports Systems. Applications for season and single-game credentials should be submitted at least one week in advance of the game(s) one plans to cover.

Link: www.sportssystem.com/kstate/basketball

MEDIA AVAILABILITY // COVERING PRACTICE

Head coach **Bruce Weber** and requested players will typically be available for interviews twice a week during the season. Please contact basketball SID **Tom Gilbert** (tgilbert@kstatesports.com) for dates and times. All weekly interviews will be done via Zoom for the ease and convenience for all parties.

Select K-State men's basketball practices are open to the media. Please contact **Tom Gilbert** on a weekly basis for those dates and times.

2021-22 KANSAS STATE WILDCATS



MIKE MCGUIRL 00
 G / 6-3 / 200 / Sr.-4L
 Ellington, Conn.



MARKQUIS NOWELL 1
 G / 5-8 / 160 / Jr.-TR
 Harlem, N.Y.



MAXIMUS EDWARDS 2
 G / 6-5 / 220 / Fr.-HS
 Stratford, Conn.



SELTON MIGUEL 3
 G / 6-4 / 210 / So.-1L
 Luanda, Angola



SERYEE LEWIS* 4
 F / 6-9 / 230 / So.-1L
 Chicago, Ill.



CARLTON LIGUARD, JR. 12
 F / 7-0 / 220 / Jr.-1L
 San Antonio, Texas



MARK SMITH 13
 G / 6-4 / 225 / Sr.-TR
 Edwardsville, Ill.



DREW HONAS* 14
 G / 6-2 / 175 / Sr.-1L
 Medicine Lodge, Kan.



TREY HARRIS* 15
 G / 5-11 / 165 / So.-TR
 Bloomington, Ill.



KAOSI EZEAGU 20
 F / 6-10 / 255 / Jr.-1L
 Brampton, Ontario



DAVION BRADFORD 21
 F / 7-0 / 270 / So.-1L
 St. Louis, Mo.



LUKE KASUBKE 22
 G / 6-5 / 190 / So.-1L
 St. Louis, Mo.




JORDAN BROOKS* 23
 F / 6-4 / 190 / So.-1L
 Grayson, Ky.



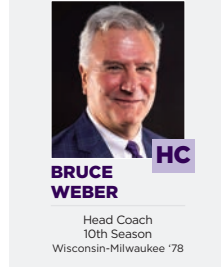
NIJEL PACK 24
 G / 6-0 / 180 / So.-1L
 Indianapolis, Ind.



ISMAEL [ISH] MASSOUD 25
 F / 6-9 / 210 / So.-TR
 East Harlem, N.Y.



LOGAN LANDERS 33
 F / 6-9 / 215 / Fr.-HS
 Cedarburg, Wis.



BRUCE WEBER HC
 Head Coach
 10th Season
 Wisconsin-Milwaukee '78

NUMERICAL

No	Name	Pos	Ht	Wt	Yr-Exp	Hometown (Schools)
00	Mike McGuirl	G	6-3	200	Sr.-4L	Ellington, Conn. (East Catholic)
1	Markquis Nowell	G	5-8	160	Jr.-TR	Harlem, N.Y. (St. Patrick/Little Rock)
2	Maximus Edwards	G	6-5	220	Fr.-HS	Stratford, Conn. (Our Saviour Lutheran School [N.Y.]
3	Selton Miguel	G	6-4	210	So.-1L	Luanda, Angola (West Oaks Academy [Fla.]
4	Seryee Lewis^	F	6-9	230	So.-1L	Chicago, Ill. (Compass Prep [Ariz.]
12	Carlton Liguard, Jr.	F	7-0	220	Jr.-1L	San Antonio, Texas (Stevens/Temple College [Texas])
13	Mark Smith	G	6-4	225	Sr.-TR	Edwardsville, Ill. (Edwardsville/Ilinois/Missouri)
14	Drew Honas*	G	6-0	170	Jr.-TR	Medicine Lodge, Kan. (Medicine Lodge/Pratt Community College)
15	Trey Harris*	G	5-11	165	So.-TR	Bloomington, Ill. (Bloomington/Indian Hills Community College)
20	Kaosi Ezeagu	F	6-10	255	Jr.-1L	Brampton, Ontario (GTA Prep/UTEP)
21	Davion Bradford	F	7-0	270	So.-1L	St. Louis, Mo. (Mehlville)
22	Luke Kasubke	G	6-5	190	So.-1L	St. Louis, Mo. (Chaminade)
23	Jordan Brooks*	F	6-4	190	So.-TR	Grayson, Ky. (East Carter/Bosco Institute [Ind.]/Iona)
24	Nijel Pack	G	6-0	180	So.-1L	Indianapolis, Ind. (Lawrence Central)
25	Ismael [ish] Massoud	F	6-9	210	So.-TR	East Harlem, N.Y. (The MacDuffie School/Wake Forest)
33	Logan Landers	F	6-9	215	Fr.-HS	Cedarburg, Wis. (Cedarburg)

COACHING STAFF

Head Coach: Bruce Weber (Wisconsin-Milwaukee '78), 24th Season // 10th Season at K-State
Associate Head Coach: Chris Lowery (Southern Illinois '95), 10th Season
Assistant Coach: Jermaine Henderson (Miami [Ohio] '97), Fifth Season
Assistant Coach: Shane Southwell (Kansas State '14, '19), Fourth Season [Second as an assistant coach]
Director of Operations: Drew Speraw (UCF '09), 10th Season

SUPPORT STAFF

Director of Student-Athlete Development: Mike Furlong (Hillsdale '15), Seventh Season
Video Coordinator: Nate Michael (McKendree '18, '19), Third Season [First in a full-time role]
Strength and Conditioning Coach: A.J. Kloss (Iowa '13, Kansas State, 16), First Season
IFBC Sports Medicine Coordinator/Athletic Trainer: Luke Sauber (Kansas State '05), Eighth Season
Recruiting Coordinator/Assistant to Head Coach: Bailey Bachamp (Kansas State '11), 10th Season
Graduate Student Manager: Curtis Kelly (Kansas State '11), First Season
Graduate Student Manager: Zack Price (Missouri Western '15, '18), First Season

PRONUNCIATION GUIDE

DAVION Bradford	DAVE-eh-on	ISMAEL [ISH] MASSOUD	ish-MAY-el mah-SUED
KAOSI EZEAGU	K-C Easy-A-GOO	MIKE MCGUIRL	muh-GIRL
DREW HONAS	HO-nus	SELTON Miguel	SELL-ton
LUKE KASUBKE	KAH-soup-KEY	MARKQUIS NOWELL	mar-KEESE no-WELL
SERYEE Lewis	Pronounced like <i>Siri</i>	NIJEL Pack	Pronounced like <i>Nigel</i>

*Walk-on | ^Will redshirt the 2021-22 season after suffering an injury in the preseason.

NOTE: Kansas State has elected to advance players' classification even though the 2020-21 season did not affect eligibility. Those that wish to take advantage of the extra year will be listed as a senior again after their original eligibility would have been exhausted.



>>> BY THE NUMBERS

2-0

K-State is off to a 2-0 start to a season for the seventh time in the last 8 seasons but for the first time since the 2019-20 campaign. The Wildcats have now started 2-0 under head coach **Bruce Weber** in 8 of his 10 seasons.

52.8

K-State displayed its offensive potential against Omaha, converting on 52.8 percent (28-of-53) from the field, including 47.4 percent from 3-point range, and knocking down 14 of 16 attempts from the free throw line.

104


After holding Florida A&M to 57 points in the opener, K-State has now held 104 opponents to under 60 points under head coach **Bruce Weber**. It marked the seventh time in the last 10 opens a foe has been held under 60.

TEAM NOTES

■ SERIES HISTORIES

ARKANSAS

- ▶ Overall: K-State leads 8-3
- ▶ In Kansas City: K-State leads 2-0
- ▶ Active Streak: Arkansas, 2
- ▶ Weber vs. Arkansas: 2-0
- ▶ K-State vs. SEC: 167-153 [30-18 at neutral sites]
- ▶ Weber vs. Eric Musselman: First meeting



SERIES HISTORY [8-3]

Date	Rank	Result	Score	Location
12/14/1946	—/—	W	56-41	Kansas City
1/26/1957	—/—	W	70-56	Manhattan
12/16/1957	5/—	W	63-48	Fayetteville
1/15/1975	—/—	W	73-71 (OT)	Manhattan
12/20/1976	—/19	L	65-80	Fayetteville
12/30/1979	—/19	W	66-57	Pine Bluff, Ark.
3/6/1980	—/—	W	71-53	Lincoln, Neb. ^
12/27/1980	—/17	W	47-46 (OT)	Kansas City
3/14/1982	—/12	W	65-64	Dallas ^
12/1/1990	—/3	L	88-112	Fayetteville
12/10/1991	—/19	L	59-70	Manhattan

^ NCAA Tournament

CINCINNATI

- ▶ Overall: Cincinnati leads 7-1
- ▶ In Kansas City: First meeting
- ▶ Active Streak: Cincinnati, 7
- ▶ Weber vs. Cincinnati: 2-1
- ▶ K-State vs. AAC: 40-36 [8-10 at neutral sites]
- ▶ Weber vs. Wes Miller: First meeting



SERIES HISTORY [1-7]

Date	Rank	Result	Score	Location
3/14/1958	3/2	W	83-80 (2 OTs)	Lawrence, Kan. ^
3/14/1959	1/5	L	75-85	Lawrence, Kan. ^
3/18/1961	4/2	L	64-69	Lawrence, Kan. ^
12/14/1962	—/1	L	61-75	Manhattan
12/23/1963	—/4	L	70-72	Cincinnati
12/16/1967	—/—	L	56-58 (OT)	Manhattan
12/2/1968	—/14	L	70-86	Cincinnati
3/17/2017	—/18	L	61-75	Sacramento, Calif. ^

^ NCAA Tournament

ILLINOIS

- ▶ Overall: Illinois leads 8-2
- ▶ In Kansas City: First meeting
- ▶ Active Streak: Illinois, 6
- ▶ Weber vs. Illinois: 0-1
- ▶ K-State vs. Big Ten: 167-153 [27-15 at neutral sites]
- ▶ Weber vs. Brad Underwood: First meeting



SERIES HISTORY [2-8]

Date	Rank	Result	Score	Location
1/4/1926	—/—	L	29-30	Champaign
1/2/1941	—/—	L	29-45	Champaign
3/14/1951	4/5	W	91-72	Manhattan
3/19/1981	—/19	W	57-52	Salt Lake City ^
12/5/1981	—/—	L	49-55	Champaign
12/8/1982	—/—	L	55-59	Manhattan
12/5/1994	—/—	L	69-76	Manhattan
12/4/1995	—/21	L	56-82	Champaign
12/11/1999	—/22	L	48-81	Champaign
12/2/2000	—/9	L	56-76	Manhattan

^ NCAA Tournament

HISTORY AT HALL OF FAME CLASSIC

- ▶ K-State will be playing in the Hall of Fame Classic for third time, advancing to the championship game in its previous 2 appearances (2010, 2015).
- ▶ The Wildcats made their first appearance in 2010, defeating James Madison (75-61) and Presbyterian (76-67) at home before knocking off No. 18 Gonzaga in the semifinals, 81-64, then losing to No. 1 Duke, 82-68.
- ▶ In 2015, K-State defeated UMES (80-53) and Columbia (81-71) at home before beating Missouri, 66-42, in the semifinals and ultimately losing to No. 9 North Carolina, 80-70, in the championship game.

NOTES ON 16/15 ARKANSAS

- ▶ No. 16/15 Arkansas enters Monday's game with a perfect 3-0 record after defeating Mercer (74-61), Gardner-Webb (86-69) and Northern Iowa (93-80) all at home to start the season. The team won 25 games in 2020-21.
- ▶ The Razorbacks are averaging 84.3 points per game on 48.4 percent shooting, including 40.3 percent from 3-point range, with 37.7 rebounds, 19.0 assists, 8.3 steals and 4.3 blocks per game, while allowing opponents to average 70 points on 43.3 percent shooting, including 43.4 percent from long range.
- ▶ Arkansas has 8 players averaging 6.0 points or better, including 4 in double figures led by seniors **J.D. Notae** (21.7 ppg.), **Chris Lykes** (15.7 ppg.) and **Au'Diese Toney** (11.3 ppg.) and junior **Connor Vanover** (10.5 ppg.).

- ▶ Head coach **Eric Musselman** is 48-19 in his third season at Arkansas, which includes a trip to the Elite Eight in 2020. The former NBA head coach is 158-53 in his sixth season as a college coach, which includes a stint at Nevada (2015-19).

SERIES HISTORY

- ▶ K-State and Arkansas will be meeting for the 12th time, but for the first time since the Razorbacks swept a home-and-home series in 1990 and 1991. Overall, the Wildcats are 8-3 all-time series, including 5-0 at neutral sites.
- ▶ Head coach **Bruce Weber** is 2-0 in his career vs. Arkansas, knocking off the Razorbacks in 2003 and 2004 when he was the head coach at Illinois.
- ▶ K-State is 167-153 all-time vs. the SEC, including 30-18 at neutral sites. The Wildcats have lost 4 straight to SEC competition with the last win coming against Vanderbilt at the T-Mobile Center on Dec. 22, 2018.

NOTES ON CINCINNATI

- ▶ Cincinnati enters Monday's game with No. 10/10 Illinois with a perfect 4-0 record after defeating Evansville (65-43), Georgia (73-68), Alabama A&M (89-66) and Presbyterian (79-45) all at home to start the season.
- ▶ The Bearcats are averaging 76.5 points per game on 44.9 percent shooting, including 32.2 percent from 3-point range, while allowing opponents to average 55.5 points on 35.1 percent shooting, including 29.2 percent from long range.
- ▶ Two Bearcats - junior **Jeremiah Davenport** (12.5 ppg.) and senior **David DelJulius** (11.3 ppg.) - are averaging in double figures.

- ▶ Head coach **Wes Miller** is 4-0 in his first season at Cincinnati after a 10-year stint as the head coach at UNC Greensboro, where he won 185 games.

NOTES ON 10/10 ILLINOIS

- ▶ No. 10/10 Illinois enters Monday's game with Cincinnati with a 2-1 record after defeating Jackson State (71-47) and Arkansas State (92-53) at home before losing at Marquette (66-67) on Nov. 15.
- ▶ The Fighting Illini are averaging 76.3 points per game on 42.4 percent shooting, including 32.9 percent from 3-point range, while allowing foes to average 55.7 points on 36 percent shooting, including 30.6 percent from long range.
- ▶ Three Illini - senior **Trent Frazier** (17.5 ppg.), graduate **Jacob Grandison** (15.0 ppg.) and sophomore **Coleman Hawkins** (14.3 ppg.) - are averaging in double figures. All-American **Kofi Cockburn** returns this week after sitting out the first 3 games due to NCAA suspension.

- ▶ K-State alum **Brad Underwood** is 73-57 in his fifth season at Illinois, while he is 182-83 in ninth season as a head coach.

■ STAT COMPARISON (2021-22 stats)

Category	K-State	Ark
Overall Record	2-0	3-0
Scoring Average	73.0	84.3
Opp. Scoring Average	60.5	70.0
Scoring Margin	+12.5	+14.3
FG Percentage	47.6	48.4
Opp. FG Percentage	37.8	43.3
3-point FG Percentage	43.9	40.3
3-point FG/Game	9.0	9.7
FT Percentage	73.2	70.4
Rebounds/Game	38.0	37.7
Rebounding Margin	+7.5	+8.0
Assists/Game	16.5	19.0
Turnovers/Game	15.0	9.7
Turnover Margin	-0.5	+5.3
Assist/Turnover Ratio	1.1	2.0
Steals/Game	5.5	8.3
Blocks/Game	2.5	4.3

LAST TIME OUT:

K-STATE 79, OMAHA 64

- ▶ K-State showed a glimpse of its offensive potential, as the Wildcats connected on 50 percent or better from the field in both halves to out-muscle a determined Omaha squad, 79-64, on Wednesday night at Bramlage Coliseum.
- ▶ In a complete reversal of the nail-biter from last season, in which, K-State won 60-58 on a 3-pointer by **Selton Miguel** with 9.7 second remaining, the Wildcats led from start to finish against the Mavericks. K-State led by as many 26 points before Omaha scored 13 of the last 15 points to close the gap.
- ▶ K-State was efficient on the offensive end, converting on 52.8 percent (28-of-53) from the field, including 47.4 percent (9-of-19) from 3-point range, and knocking down 14 of 16 free throw attempts. The Wildcats had 18 assists on their 28 made field goals while scoring 34 points in the paint.
- ▶ Seven Wildcats had at least 8 points, including four double-digit scorers with 15 points each from sophomores **Ish Massoud** and **Nijel Pack** and 11 for both fifth-year senior **Mark Smith** and junior **Markquis Nowell**. Big men **Kaosi Ezeagu** and **Davion Bradford** combined for 16 points on 8-of-14 shooting. Miguel dished out a team-best 6 assists in his first start of the season.

- ▶ The Wildcats connected on 54.8 percent (17-of-31) of their field goals in the first half with 10 assists to build as much as a 21-point lead then followed it by knocking down 50 percent (11-of-22) of their shots in the second half with 8 assists to build as much as the aforementioned 26-point advantage. It marked the first time the team shot better than 50 percent in both halves since a win against Milwaukee on Dec. 11, 2020.

- ▶ The defense, which showed promise in the opening win over Florida A&M on November 10, struggled at times against an Omaha team that nearly overcame a 29-point deficit against Ball State. Although the Mavericks shot 34.7 percent (23-of-66) from the field, 11 of their 23 field goals came on 3-pointers, while they took advantage of some sloppy Wildcat turnovers to score 20 points.

- ▶ Omaha junior **Kyle Luedtke** came off the bench to lead all scorers with 16 points on 6-of-14 field goals. Five other Mavericks had at least 6 points.

- ▶ The win gave K-State a 2-0 start for the seventh time in the last 8 seasons but for the first time since the 2019-20 season. The Wildcats have now started 2-0 under head coach **Bruce Weber** in 8 of his 10 seasons.

QUOTING BRUCE WEBER

My only disappointment was the finish. Instead of winning by 15, it should've been 20 or 25. But they are feisty, and they come back.



TEAM NOTES

LONG HISTORY IN KANSAS CITY

► K-State has a long history in Kansas City, which dates back to a 45-26 loss to the Kansas City Athletic Club on Feb. 23, 1926. Overall, the school has played in 199 games in the city with a 115-84 (.578) mark in those contests.

► The Wildcats have played in-season tournament games in Kansas City on a number of occasions, including the Kansas City Holiday Tournament (1943-45), the Big Six/Seven/Eight Holiday Tournament (1946-78), BMA Holiday Classic (1990, 1991) as well as the Hall of Fame Classic (2010, 2015).

HISTORY AT THE T-MOBILE CENTER

► K-State will be playing its 38th and 39th games in the T-Mobile Center since the arena opened in 2007, including its fifth and sixth in the Hall of Fame Classic. The Wildcats have a 20-17 all-time record in the arena, including a 2-2 mark in the Hall of Fame Classic (2010, 2015).

► A majority of the 37 previous meetings in the T-Mobile Center have come in the annual Phillips 66 Big 12 Championship (2008, 2010-present).

► The Wildcats have also played in the T-Mobile Center in Wildcat Classic (2007-12, 2014, 2016, 2018-19) and the 2013 NCAA Tournament.

► K-State is 4-0 vs. SEC opponents at the T-Mobile Center, defeating No. 23 Alabama (71-58) in 2011, No. 8 Florida (67-61) in 2012, No. 21 Texas A&M (71-64) in 2014 and Vanderbilt (69-58) in 2018.

NON-CONFERENCE HISTORY

► K-State has a 117-13 (.898) record at home venues (includes home games played at Bramlage Coliseum, INTRUST Bank Arena in Wichita and the T-Mobile Center in Kansas City) in non-conference play dating back to the 2006-07 season, including a 108-11 (.906) mark at Bramlage Coliseum

► Despite seeing their 33-game winning streak end at Bramlage Coliseum with a loss to Marquette on Dec. 7, 2019, the Wildcats have still won 104 of their last 115 non-conference home games.

► K-State has posted a 153-47 (.763) record in non-conference play since the 2006-07 season. Prior to the 2020-21 season, the Wildcats had posted double-digit non-conference wins in 12 of the last 13 seasons.

► Head coach **Bruce Weber** is 84-31 (.726) in non-conference play since he arrived at K-State, including a 65-11 (.851) mark at home.

NON-CONFERENCE SUCCESS

Year	Overall	Home	Bramlage
2006-07	11-4	7-0	7-0
2007-08	10-4	8-1	7-1
2008-09	12-3	11-0	10-0
2009-10	13-1	9-0	8-0
2010-11	12-3	9-1	8-1
2011-12	11-1	7-0	6-0
2012-13	11-2	9-0	8-0
2013-14	10-3	7-1	7-1
2014-15	7-6	6-2	5-2
2015-16	11-2	8-0	8-0
2016-17	11-2	8-0	8-0
2017-18	11-2	8-1	8-0
2018-19	10-3	7-0	6-0
2019-20	7-6	6-2	6-1
2020-21	4-5	4-5	4-5
2021-22	2-0	2-0	2-0
Total	153-47 (.763)	117-13 (.898)	108-11 (.906)

LEADING WITH DEFENSE

► K-State has developed a strong reputation as defensive team under head coach **Bruce Weber**, ranking among the top-60 nationally in opponent points per game 6 times in the 9 seasons.

► The Wildcats ranked fourth nationally in scoring defense (59.6 ppg.) during its Big 12 Championship season in 2018-19, while they placed 36th (60.4 ppg.) in 2012-13 and 46th (67.0 ppg.) in 2017-18.

► K-State has held 210 opponents (out of 302 total) under 70 points during **Bruce Weber's** tenure, including a program-best 31 in 2012-13. The Wildcats have also held 104 opponents under 60 points in that span, while 29 have scored less than 50 points in his tenure.

► In addition to its scoring defense, K-State has ranked among the top-40 in opponent 3-point field goal percentage 3 times (2013-14, 2015-16 and 2018-19) and among the top-50 in steals on 5 occasions (every season from 2015-16 to 2019-20) in the **Bruce Weber** era. Twice (2016-17 and 2019-20) the school has ranked the top-45 in opponent turnovers.

► The Wildcats have held opponents to under 40 percent shooting in 101 games in the **Bruce Weber** era, including under 35 percent in 48 games.

► K-State struggled mightily across the board during the 2020-21 season, but no more than on defensive end, allowing 80 or more points 7 times in the first 21 games, including allowing 100 or more points in both regular-season games with eventual national champion Baylor. However, the Wildcats were able to win 4 of their last 7 games due to their improved defense, as they held 5 of those 7 opponents under 60 points. During the last 7 games of the season, the team held their opponents to 59.3 points on 40.6 percent shooting (146-360), including 26.1 percent (36-of-138) from 3-point range.

► K-State has started the season off where they left off at the end of the 2020-21 season, as the defense is allowing 60.5 points through the first 2 games on 37.8 percent shooting, including 33.3 percent from 3-point range. Florida A&M connected on just 41.5 percent (22-of-53), while Omaha managed to shoot just 34.8 percent (23-of-66) from the field. The Wildcats have scored 38 points off turnovers, forcing the Rattlers into 18 turnovers.

IMPROVED EXPERIENCE/DEPTH

► It has been well chronicled how young the Wildcats were during the 2020-21 season, as only 11 Division I schools were less experienced than K-State with only Auburn and Duke less experienced among teams in the Power 6. The 11 underclassmen were the third-most of any Power 6 school, while the 3 upper-classmen were the fourth-fewest. In addition, K-State was one of 10 schools to start at least 3 true freshmen in one game with trio of **Davion Bradford**, **Selton Miguel** and **Nijel Pack** starting in 17 of the team's 29 games.

► K-State is hoping that the return of 9 of 14 lettermen, including senior **Mike McGuire** and sophomores Bradford, Miguel and Pack, as well as the influx of 7 newcomers, including 3 transfers in **Ish Massoud** (Wake Forest), **Markquis Nowell** (Little Rock) and **Mark Smith** (Missouri) will lead to improved play.

► Head coach **Bruce Weber** has remarked numerous times that this improved experience and depth could be a strength for the Wildcats in 2021-22.

► The Wildcats saw 10 players contribute in the opener with Florida A&M (11/10/21) with 4 of the 5 bench players notching at least one field goal and combining to outscore the Rattlers, 22-7. Miguel scored all 10 of his points during a key 12-2 run by K-State, while Nowell added 6 points in his Wildcat debut along with a team-high 6 assists. The team also recorded 22 bench points vs. Omaha (11/17/21) with Nowell recording his first double-digit scoring game.

NATIONAL POLLS

THE ASSOCIATED PRESS POLL

Updated: November 15, 2021

Rank	School	Record	Points	Prv
1.	Gonzaga (55)	2-0	1517	1
2.	UCLA (6)	2-0	1450	2
3.	Kansas	2-0	1400	3
4.	Michigan	2-0	1252	6
5.	Villanova	1-1	1232	4
6.	Purdue	2-0	1223	7
7.	Duke	3-0	1143	9
8.	Texas	1-1	1058	5
9.	Baylor	1-0	1010	8
10.	Illinois	2-0	920	9
11.	Memphis	2-0	886	12
12.	Oregon	2-0	802	13
13.	Kentucky	1-1	773	10
14.	Alabama	2-0	743	14
15.	Houston	2-0	655	15
16.	Arkansas	2-0	646	16
17.	Tennessee	2-0	575	18
18.	North Carolina	2-0	508	19
19.	Ohio State	2-0	438	17
20.	Maryland	3-0	306	21
21.	Auburn	2-0	286	22
22.	St. Bonaventure	2-0	280	23
23.	Connecticut	2-0	236	24
24.	Florida	2-0	141	—
25.	USC	2-0	63	—

Other receiving votes: Virginia Tech 50, Indiana 35, **Texas Tech 27**, BYU 26, Michigan State 18, Florida State 15, Colorado State 15, Arizona 15, Iowa 13, Xavier 12, Syracuse 12, **Oklahoma State 10**, Seton Hall 7, Rutgers 7, Mississippi State 6, St. John's 4, Drake 3, LSU 3, Virginia 2, Furman 2, Loyola Chicago 1, Ohio 1.

COACHES POLL POWERED BY USA TODAY

Preseason: October 27, 2021

Rank	School	Record	Points	Prv
1.	Gonzaga (29)	0-0	771	—
2.	UCLA (2)	0-0	709	—
3.	Kansas	0-0	705	—
4.	Villanova	0-0	658	—
5.	Texas	0-0	634	—
6.	Michigan	0-0	627	—
7.	Purdue	0-0	578	—
8.	Baylor	0-0	542	—
9.	Duke	0-0	490	—
10.	Illinois	0-0	466	—
11.	Kentucky	0-0	438	—
12.	Oregon	0-0	382	—
13.	Alabama	0-0	360	—
14.	Houston	0-0	343	—
15.	Arkansas	0-0	340	—
16.	Memphis	0-0	337	—
17.	Tennessee	0-0	280	—
18.	Ohio State	0-0	280	—
19.	Florida State	0-0	225	—
20.	North Carolina	0-0	224	—
21.	Maryland	0-0	150	—
22.	Auburn	0-0	87	—
23.	Connecticut	0-0	73	—
24.	St. Bonaventure	0-0	71	—
25.	Virginia	0-0	60	—

Other receiving votes: Michigan State 55, **Texas Tech 46**, USC 38, **West Virginia 18**, Indiana 13, Loyola Chicago 9, Virginia Tech 9, **Oklahoma State 8**, Arizona 8, Creighton 7, Syracuse 6, Colorado State 5, Drake 4, Iowa 3, Richmond 3, Notre Dame 3, Rutgers 2, LSU 2, Colorado 2, Xavier 1, Nevada 1, Butler 1, Boise State 1.

TRACKING K-STATE IN THE POLLS

	AP	Coaches
Pre	—	—
11/15	—	—
11/22	—	—
11/29	—	—
12/6	—	—
12/13	—	—
12/20	—	—
12/27	—	—
12/30	—	—
1/3	—	—
1/10	—	—
1/17	—	—
1/24	—	—
1/31	—	—
2/7	—	—
2/14	—	—
2/21	—	—
2/28	—	—
3/7	—	—
3/14	—	—
Final	—	—

WILDCATS VS. RANKED TEAMS

K-State has played nearly 400 games vs. ranked teams in their history, posting a 120-274 (.305) record, including 25-82 (.234) vs. the top-5, 49-141 (.258) vs. the top-10 and 72-194 (.271) vs. top-15.

Bruce Weber has a 27-63 record vs. ranked foes at K-State, owning school records for Top 25 wins (27), Top 10 wins (10) and home Top 25 wins (20).



BIG 12 STANDINGS

As of Nov. 21, 2021

Team	Conference				Overall						
	W-L	Pct.	H	A	W-L	Pct.	H	A	N	Stk	
Baylor	0-0	.000	0-0	0-0	4-0	1.000	4-0	0-0	0-0	W4	
Oklahoma	0-0	.000	0-0	0-0	4-0	1.000	2-0	0-0	2-0	W4	
Texas Tech	0-0	.000	0-0	0-0	4-0	1.000	4-0	0-0	0-0	W4	
Iowa State	0-0	.000	0-0	0-0	3-0	1.000	3-0	0-0	0-0	W3	
Kansas	0-0	.000	0-0	0-0	3-0	1.000	2-0	0-0	1-0	W3	
TCU	0-0	.000	0-0	0-0	3-0	1.000	3-0	0-0	0-0	W3	
Kansas State	0-0	.000	0-0	0-0	2-0	1.000	2-0	0-0	0-0	W2	
Oklahoma State	0-0	.000	0-0	0-0	4-1	.800	2-1	0-0	2-0	W3	
Texas	0-0	.000	0-0	0-0	3-1	.750	3-0	0-1	0-0	W2	
West Virginia	0-0	.000	0-0	0-0	3-1	1.000	2-0	0-0	1-1	L1	



Big 12 Preseason Coaches Poll

Team	Pts
1. Kansas (8)	80
2. Texas (2)	70
3. Baylor	67
4. Texas Tech	51
5. Oklahoma State	49
West Virginia	49
7. Oklahoma	29
8. TCU	24
9. KANSAS STATE	22
10. Iowa State	9

First place votes in parenthesis

Big 12 Preseason Team

- Matthew Mayer, Baylor
- Ochai Agbaji, Kansas
- Remy Martin, Kansas
- David McCormack, Kansas
- Marcus Carr, Texas
- Terrence Shannon, Jr., Texas Tech

Player of the Year: Remy Martin, Kansas
Newcomer of the Year: Marcus Carr, Texas
Freshman of the Year: Kendall Brown, Baylor

Upcoming Schedule

Monday, November 22

Charleston at Oklahoma State, 7 p.m.

K-State vs. Arkansas, 8 p.m. (Hall of Fame Classic)

TCU vs. Santa Clara, 9:30 p.m. (SoCal Challenge)

Tuesday, November 23

K-State vs. Cincinnati/Illinois, 6/8:30 p.m. (Hall of Fame Classic)

(Hall of Fame Classic)

Omaha at Texas Tech, 7 p.m.

Wednesday, November 24

Iowa State vs. Xavier, 6 p.m. (NIT Tip-off)

Houston Baptist at Oklahoma, 7 p.m.

California Baptist at Texas, 7:30 p.m.

TCU vs. Pepperdine, 9:30 p.m. (SoCal Challenge)

Baylor vs. Arizona State, tbd (Battle for Atlantis)

Thursday, November 25

Kansas vs. North Texas, tbd (ESPN Invitational)

Baylor vs. Syracuse/VCU, tbd (Battle for Atlantis)

Friday, November 26

Oklahoma at Oral Roberts, 3 p.m.

Eastern Kentucky at West Virginia, 6 p.m.

Iowa State vs. Memphis/Virginia Tech, tbd

(NIT Tip-off)

Kansas vs. Dayton/Miami (ESPN Invitational)

Baylor vs. TBD (Battle for Atlantis)

IMPROVED OFFENSE

► It's a small sample size but the K-State offense has looked better in the early going, as the Wildcats are averaging 73.0 points on 47.6 percent shooting, including 43.9 percent from 3-point range, while connecting on 73.2 percent from the free throw line. The team is averaging 27.0 points in the paint, 22.0 points off the bench, 19.0 points off turnovers, 10.0 fast-break points and 6.5 points on second chance opportunities.

► K-State's strength so far has been sharing the ball with 33 assists on 49 made field goals with 67.3 percent of the made baskets coming from an assist. Six different Wildcats have at least 3 assists, including a team-leading 9 by junior **Markquis Nowell** and 8 by sophomore **Nijel Pack**.

► The Wildcats were really clicking offensively in the 79-64 win over Omaha (11/17/21), as the team connected on 52.8 percent (28-of-53) from the field, including 47.4 percent (9-of-19) from the 3-point line, and hit on 87.5 percent (14-of-16) from the free throw line. The squad hit 50 percent or better from the field in each half for the first time since the Milwaukee game (12/21/20). They also had 34 points in the paint, 22 off the bench and 19 from turnovers.

► The Omaha game mark the first time that the Wildcats had connected on 50 percent or better from the field, 45 percent or better from 3-point range and 80 percent or better from the free throw line since a win over USC Upstate in 2017. In that game, the team shot 50.8 percent from the field, including 48 percent from long range, and was 87.5 percent from the free throw line.

NIJEL TO THE RESCUE

► Sophomore **Nijel Pack** has picked up where he left off from his freshman season, as he has led or have been tied for the team lead in scoring in each of the first 2 games, including an 18-point performance in the opener vs. Florida A&M (11/10/21) and another 15 vs. Omaha (11/17/21).

► Pack is averaging a team-best 16.5 points on 57.9 percent (11-of-19) shooting, including 63.6 percent (7-of-11) from 3-point range, to go with 4.0 assists in 25.7 minutes per game. He is the team leader in scoring, field goals made, 3-point field goals and steals (3) and second in assists (8).

► The promising point guard enjoyed one of the best freshmen seasons in school history, ranking first or second in nearly every major offensive category, while becoming the third true freshman (**Michael Beasley**, **Marcus Foster**) to lead the team in scoring (12.7 ppg.) and the first since Foster in 2013-14.

MOVING TOWARDS 500

► Head coach **Bruce Weber** is working towards a coaching milestone, as he is 15 wins away from earning 500 in his career. He enters this week's games 15 shy of the mark with a 485-285 (.630) record in 23 years as a head coach at Southern Illinois (1998-2003), Illinois (2003-12) and K-State (2012-21).

► If Weber were to achieve the milestone in 2021-22, he would be among elite company as only 26 current Division I coaches have reached 500 wins in their career with **Herb Sendek** (Santa Clara) just ahead of him.

HOME SWEET HOME // BRAMLAGE COLISEUM [1989-present]



► K-State has posted a 395-137 (.742) all-time record at Bramlage Coliseum since its opening during the 1988-89 season. The 395 wins are the most at a home venue for the Wildcats, surpassing the 378 wins at Ahearn Field House (1950-88). It is the school's third home venue.

► K-State has registered a 195-57 (.772) record at home over the past 16 seasons, including an 84-46 (.646) mark in Big 12 play. The 195 wins rank fourth among all Big 12 schools in that span, while the 84 league victories at home are among the top in the Big 12. In all, the program has double-digit victories in 26 of its 33 seasons in the arena.

► K-State has a 256-79 (.763) record at home, including a 150-16 (.902) mark in non-conference action, since the 2001-02 season for an average of just over 13 home wins (13.1) per season in that span.

► Head coach **Bruce Weber** has recorded a 110-41 (.725) record at Bramlage Coliseum since taking over at K-State in 2012-13 with just 11 non-conference home losses. The 41 losses (30 of which have come in Big 12 play) have come by a total of 418 points or 10.2 points per game. Weber has posted a 49-32 (.605) record in Big 12 play at Bramlage Coliseum with 18 victories over ranked Big 12 teams, including 6 in the Top 10.



THEY SAID IT

Super senior Mike McGuire on making the decision to return for another season in 2021-22.

"I made a quick decision because it was the right decision for me and the right decision to come back. This is the right place for me. I have so much trust in this coaching staff and Coach Weber. We have a relationship that you can't just create in one year."

SPECIALITY-STAT TRACKER

Opponent	Points in the Paint	Points Off TOs	2nd Chance Points	Bench Points
Florida A&M	20	19	9	22
Omaha	34	19	4	22
vs. Arkansas vs. TBD				
North Dakota				
UAlbany				
@Wichita State				
Marquette				
Green Bay				
@Nebraska				
McNeese State				
Morgan State				
@Oklahoma*				
Texas*				
@West Virginia*				
TCU*				
Texas Tech*				
@Texas*				
Kansas*				
@Baylor*				
@Ole Miss				
Oklahoma State*				
@TCU*				
Baylor*				
@Iowa State*				
West Virginia*				
@Oklahoma State*				
@Kansas*				
Iowa State*				
@Texas Tech*				
Oklahoma*				

WAYNE MCCLAIN PLAY HARD CHART

Opponent	Deflect/			Loose Off.			Total
	Blks	Stls	Dives	Balls	Rebs.	Charges	
Markquis Nowell	5	1	—	—	1	1	8
Mark Smith	5	—	1	—	2	—	8
Davion Bradford	3	—	—	—	4	—	7
Kaosi Ezeagu	4	1	—	—	2	—	7
Mike McGuire	1	3	1	—	1	—	6
Nijel Pack	—	3	—	—	1	1	6
Selton Miquel	2	1	—	—	—	—	3
Luke Kasubke	—	2	—	—	—	—	2
Logan Landers	—	—	—	—	1	—	1
Ish Massoud	1	—	—	—	—	—	1
Jordan Brooks	—	—	—	—	—	—	—
Maximus Edwards	—	—	—	—	—	—	—
Trey Harris	—	—	—	—	—	—	—
Drew Honas	—	—	—	—	—	—	—
Seryee Lewis	—	—	—	—	—	—	—
Carlton Linguard	—	—	—	—	—	—	—

A point system based on the number of deflections/blocks, steals, dives, loose balls, offensive rebounds and charges and named in honor of former K-State director of development **Wayne McClain** who passed away on October 15, 2014.

YOUTH MOVEMENT

Only 11 Division I teams were less experienced than K-State in 2020-21 with only Auburn and Duke less experienced among Power 6 teams.



RECORD UNDER BRUCE WEBER

	21-22	Weber
Overall	2-0	172-130
Big 12 play	0-0	76-86
At Home	2-0	115-43
At Bramlage Coliseum	2-0	110-41
On the Road	0-0	34-62
At Neutral Sites	0-0	23-25
In Overtime	0-0	4-5
vs. Top 25 teams	0-0	27-63
vs. Top 10 teams	0-0	10-29
In games decided by 3 points or less	0-0	30-22
In games decided by 4-5 points	0-0	16-12
In games decided by 6-10 points	1-0	42-39
In games decided by 11-19 points	1-0	51-41
In games decided by 20 or more points	0-0	33-16
Scoring first	1-0	108-55
Leading at the Half	2-0	139-24
Tied at the Half	0-0	8-7
Trailing at the Half	0-0	24-96
Leading with 10:00 remaining	2-0	153-19
Trailing with 10:00 remaining	0-0	17-108
Tied with 10:00 remaining	0-0	2-2
Leading with 5:00 remaining	2-0	154-16
Trailing with 5:00 remaining	0-0	14-104
Tied with 5:00 remaining	0-0	4-8
K-State shoots 50% or better	1-0	64-9
K-State shoots less than 50%	1-0	107-120
K-State shoots better than opponent	2-0	139-12
K-State shoots same as opponent	0-0	0-2
Opponent shoots 50% or better	0-0	8-47
Opponent shoots less than 50%	2-0	165-81
K-State out-rebounds opponent	2-0	108-39
Opponent out-rebounds K-State	0-0	57-82
K-State equals opponent in rebounds	0-0	6-9
K-State shoots 70% or better from FT Line	1-0	85-55
K-State has more FT attempts	2-0	102-43
Opponent has more FT attempts	0-0	62-80
K-State equals opponent in FT attempts	0-0	9-4
K-State shoots 40% or better from 3-pt range	2-0	67-17
K-State makes at least 6 3-pt FGs	2-0	115-62
K-State has more turnovers than opponent	1-0	46-62
K-State has less turnovers than opponent	1-0	113-55
K-State equals opponent in turnovers	0-0	13-11
K-State scores 100-plus points	0-0	0-0
K-State scores 90 or more points	0-0	7-1
K-State scores 80-89 points	0-0	37-4
K-State scores 70-79 points	1-0	57-23
K-State scores 60-69 points	1-0	56-48
K-State scores 50-59 points	0-0	17-39
K-State scores less than 50 points	0-0	0-14
Opponent scores 100-plus points	0-0	0-2
Opponent scores 90 or more points	0-0	0-4
Opponent scores 80-89 points	0-0	5-29
Opponent scores 70-79 points	0-0	18-42
Opponent scores 60-69 points	1-0	56-43
Opponent scores 50-59 points	1-0	68-9
Opponent scores less than 50 points	0-0	26-1
K-State has at least 2 in double figures	0-0	113-81
K-State has at least 3 in double figures	1-0	108-60
K-State has at least 4 in double figures	1-0	59-25
K-State has at least 5 in double figures	0-0	19-4
K-State has at least 6 in double figures	0-0	2-0
On Mondays	0-0	19-9
On Tuesdays	0-0	31-22
On Wednesdays	2-0	29-19
On Thursdays	0-0	6-5
On Fridays	0-0	17-12
On Saturdays	0-0	55-62
On Sundays	0-0	13-1
In November	2-0	41-14
In December	0-0	44-14
In January	0-0	33-41
In February	0-0	30-42
In March	0-0	24-19
On ESPN	0-0	7-16
On ESPN2	0-0	30-32
On ESPNU	0-0	33-30
On Big 12 Now on ESPN+	2-0	15-12
On Longhorn Network	0-0	2-3

Miscellaneous

Current streak	Won 2
Home court streak	Won 4
Neutral court streak	Lost 1
Road streak	Lost 1
Consecutive games with a 3-point FG	441
All-Time Record	1,683-1,196

TEAM NOTES

HOPING FOR BETTER INJURY LUCK

► K-State is hoping for better luck on the injury front in 2021-22 after injuries were a major factor in the 2020-21 season, as 9 players combined to miss 75 games, which caused head coach **Bruce Weber** to start 3 true freshmen (**Davion Bradford**, **Selton Miguel** and **Nijel Pack**) a combined 71 times, which ranked second nationally to Kentucky.

► Only one other Division I team (Long Beach State) had more players miss time due to injuries in 2020-21.

► Although that luck has been tested early with promising big man **Seryee Lewis** going down with a season-ending knee injury in the preseason, along with injuries slowing down the progress made by junior big man **Carlton Linguard, Jr.** and freshman **Maximus Edwards**. There is hope that Linguard and Edwards will return at some point this season.

McGUIRL UTILIZES EXTRA SEASON

► K-State received some good news on March 23 when senior **Mike McGuirl** announced that he was utilizing his extra season and returning to the Wildcats for the 2021-22 season. Due to the COVID-19 pandemic, the NCAA announced in October that they had agreed to grant players an additional year of eligibility.

► An All-Big 12 Honorable Mention selection, McGuirl is coming off solid senior season in 2020-21, in which, he either led or was tied for the team lead in 12 categories, including points, field goals, 3-pointers, assists and steals. He was second in scoring (11.8 ppg.) to freshman teammate **Nijel Pack**.

► McGuirl's 20 double-digit scoring games doubled his entire career total (10) that he had entering the 2020-21 season. He opened the season with his first career 20-point game vs. Drake on November 25 with 22 points then equaled it against Fort Hays State on December 8, while he had a team-high 19 points in the upset of No. 7/8 Oklahoma on February 23. Of his 705 career points, 542 have come in the last two seasons in 58 games played with 49 starts (9.3 ppg.).

► The only player to start all 29 games, McGuirl showed his versatility by leading the Wildcats in scoring a team-best 11 times, while he also paced the team in rebounding 4 times, in assists 14 times and in steals on 10 occasions. He led the team in scoring (16), rebounding (9) and assists (5) in the win over TCU on February 20, a win which started the team's late surge to end the season (4 wins in the last 6 games).

THE 'CATS INK 3 HIGH-PROFILE TRANSFERS

► K-State got an infusion of experience with the addition of 3 high-profile Division I transfers in fifth-year **Mark Smith** (Missouri), junior **Markquis Nowell** and sophomore **Ismael (Ish) Massoud** (Wake Forest).

► Like McGuirl, Smith earned a second senior season due to the effects of the COVID-19 pandemic and will bring 100 games of experience to the court after playing at Illinois (2017-18) and Missouri (2018-21). Nowell, who was a Lou Henson All-American at Little Rock, averaged double figures in each of his three seasons as a Trojan. Massoud played in all 53 games of his Wake Forest career, averaging 8.3 points per game as a sophomore in 2020-21.

► The transfers presumably fill the Wildcats' greatest need from the 2020-21 season, which was a lack of production from the 3-point line. The team ranked 319th (out of 340 teams) in 3-point field goal percentage (29.6), while they

were 126th in total 3-point field goals made (191) and 243rd in 3-point field goals per game (6.6). The trio have combined for nearly 400 triples (385) in their respective careers on 36.1 percent shooting.

► The trio made their impact in the first 2 games with with Massoud and Smith each earning the start, while Nowell has averaged 22 minutes of the bench. They have combined for 60 points on 44.1 percent (19-of-43) shooting with 28 rebounds and 12 assists. Smith has scored in double figures in each of the first 2 games to go with team-high 14 rebounds, while Massoud (15) and Nowell (11) each had double figures vs. Omaha (11/17/21).

A QUICK LOOK AT K-STATE

► K-State returns 9 lettermen, including 4 players (**Davion Bradford**, **Mike McGuirl**, **Selton Miguel** and **Nijel Pack**) who registered starts during its COVID-19 challenging 2020-21 campaign, which resulted in the Wildcats' second consecutive non-winning season at 9-20 overall and 4-14 in Big 12 play. In addition to these 4 players, the team will get back the services of several key lettermen, including juniors **Kaosi Ezeagu** and **Carlton Linguard, Jr.**, sophomores **Luke Kasubke** and **Seryee Lewis** and walk-on **Drew Honas**.

► The biggest headliner from the returners might be McGuirl, who opted to return for an extra season in 2021-22 after his senior season was hampered by the COVID-19 pandemic. He earned All-Big 12 Honorable Mention honors in 2020-21 after leading the Wildcats in 12 categories, including points (342), double-digit scoring games (20), field goals (112), 3-point field goals (60), assists (103), steals (30) and minutes (34.3).

► The freshmen trio of Bradford, Miguel and Pack had to grow up fast in their first season, starting together in 17 games with 12 of those coming in Big 12 play. The 71 combined starts by the three true freshmen in 2020-21 ranked second nationally only to Kentucky (72). The three combined to average 25.4 points, 10.4 rebounds, 5.6 assists and 2.0 steals in 2020-21, as Pack (12.7 ppg.) became the first true freshman to lead the Wildcats in scoring since 2013-14. Bradford (7.7 ppg.) and Miguel (7.2 ppg.) were fourth and fifth in scoring.

► Ezeagu started early on for K-State before an injury forced him to miss 10 games. He returned in mid-January as mostly a reserve, averaging 5.2 points on 67.7 percent (21-of-31) in his last 10 games. Linguard and Lewis each showed flashes in their first seasons, playing in 17 and 18 games, respectively, while Kasubke recovered from a preseason injury that forced him to miss the first 13 games to be a key contributor in the final 16 games.

WHAT'S BACK

Category	Total	Pct.
Scoring	1,287	71.8%
Minutes	4,002	69.0%
Field Goals Made	460	70.9%
3-Point Field Goals Made	149	78.0%
Free Throws Made	218	71.9%
Rebounds	537	56.3%
Assists	286	75.9%
Steals	108	67.1%
Blocks	34	77.3%

WELCOME THE NEWEST WILDCAT // TAJ MANNING [Class of 2022]



► Head coach **Bruce Weber** announced the signing of Kansas City area standout **Taj Manning** (*Grandview, Mo./La Lumiere School [Ind.]*) to a National Letter of Intent on the first day of the Fall National Signing Period on Wednesday (Nov. 10).

► A 6-foot-8, 215-pound power forward, Manning currently plays for prep school powerhouse La Lumiere School in La Porta, Ind., after a standout high school careers at both Grandview and Bishop Miege High Schools.

► Manning is rated among the top 200 prospects nationally (No. 191 by *247Sports*), including the top-40 power forwards (No. 38 by *247Sports*). He is a consensus 3-star prospect by both *247Sports* and *Rivals*.

► "We are really excited to welcome Taj and his family to K-State," said Weber. "He is not just a great fit for what we were looking for in this class from a position standpoint, but just a great fit for our program."

► Manning transferred to La Lumiere after guiding Bishop Miege to a 22-1 record and their sixth Class 4A State Championship this past spring. He registered a double-double in the state championship game, posting 18 points and grabbing a team-high 10 rebounds vs. Louisburg.



BRUCE WEBER

HEAD COACH

Wisconsin-Milwaukee '78

24th Season Overall // 485-285 [.630]

10th at K-State // 172-130 [.570]

One of the winningest active Division I coaches with nearly 500 career wins and 13 NCAA Tournament appearances to his credit, **Bruce Weber** begins his 10th season at Kansas State in 2021-22. He was named the school's 24th head men's basketball coach on March 31, 2012.

Weber is nearing a coaching milestone, as he is just 15 wins shy of 500 in his head coaching career, which includes stints at Southern Illinois (1998-2003), Illinois (2003-11) and now K-State (2012-present). His 485 wins rank 28th among active Division I head coaches, while his .630 winning percentage places 51st among coaches with a minimum of five years of Division I experience.

Weber has guided the Wildcats to 20-win seasons and NCAA Tournament appearances five times during his tenure, including consecutive 25-win seasons in 2017-18 and 2018-19 for the first time in school history. K-State recorded its first 25-win season in five years and made its 12th trip to the Elite Eight in 2017-18 then followed it with another 25-win campaign and a third consecutive trip to the NCAA Tournament in 2018-19. The school was one of 24, including 15 in power conferences, to win at least 25 games in the 2017-18 and 2018-19 seasons. He is the first Wildcat coach to lead the program to multiple 25-win seasons (three).

During the Wildcats' run in the 2018 NCAA Tournament, Weber became just the 10th Division I head coach to take three different schools (Southern Illinois, Illinois and K-State) to the Sweet 16.

In addition to his 20-win seasons and NCAA Tournament appearances, Weber has steered K-State to a pair of Big 12 regular-season titles during his tenure, including the school's first conference championship in 36 seasons in his first season in 2012-13. His first Wildcat team won 27 games – the second-most wins in school history – and 14 in Big 12 play to tie for its first league title since the Big Eight crown in 1977. In 2018-19, he guided the school to its 21st conference championship with a 14-4 mark in league action. The 14 league wins in 2012-13 and 2018-19 tie for the most in school history, along with the perfect 14-0 Big Eight mark in 1958-59.

Weber's 172 wins are the third-most by a head coach in school history and the most since **Jack Hartman** retired as the school's winningest coach with 295 victories in 1986. He earned his 150th career victory at K-State in the 70-61 victory over TCU in March of 2019 to become the third head coach (joining Hall of Famers **Jack Hartman** and **Fred "Tex" Winter**) to eclipse 150 career wins. He is the fourth coach (Hartman, Winter and **Frank Martin**) to take the school to at least five NCAA Tournaments in a tenure, while only Hartman (seven) has more 20-win seasons.

Weber earned his 450th career victory in the Wildcats' 58-57 upset of No. 20/21 Iowa State at Hilton Coliseum on January 12, 2019. He is one of three current Big 12 head coaches to win 450 games in a career, along with a pair of Hall of Famers - West Virginia's **Bob Huggins** and Kansas' **Bill Self**.

Weber is one of 14 active Division I coaches to have been named Conference Coach of the Year three times in three different leagues, including the Missouri Valley in 2003 at Southern Illinois, the Big Ten in 2005 at Illinois and the Big 12 in 2013 at K-State. In addition, he was the consensus 2005 National Coach of the Year in guiding the Fighting Illini to the NCAA Championship game. Most recently, he was the co-recipient of the 2019 USA Basketball National Coach of the Year award after helping Team USA win the gold medal at the FIBA U19 World Cup in Greece.

Weber has tutored 14 players named to All-Big 12 teams the past nine seasons, including first team members **Rodney McGruder** (2013), **Dean Wade** (2018, 2019) and **Barry Brown, Jr.** (2019), second team picks **Angel Rodriguez** (2013), **Marcus Foster** (2014) and Brown (2018), third team honoree **Wes Iwundu** (2016, 2017) and honorable mention selections **Shane Southwell** (2013), **Thomas Gipson** (2014, 2015), **Will Spradling** (2014), Foster (2015), **Nino Williams** (2015), **D.J. Johnson** (2017), **Xavier Sneed** (2019, 2020) and **Kamau Stokes** (2019) and **Mike McGuirl** (2021).

In addition, Weber has helped mentor a Big 12 Defensive Player of the Year in Brown (2019), four All-Big 12 All-Defensive Team members in Rodriguez (2013), Iwundu (2016) and Brown (2018, 2019) as well as three players selected to the league's All-Newcomer Team, including Brown and Wade, who became the first Wildcat duo to be honored on all-rookie squad in 2015-16.

The Wildcats have also excelled off the court in Weber's nine seasons at the helm, as 19 student-athletes have earned Academic All-Big 12 recognition a total of 26 times, while players have combined to appear on the Big 12 Commissioner's Honor Roll 127 times since 2012. The program has had at least two Academic All-Big 12 selections in eight of Weber's nine seasons, including a school-record five Academic All-Big 12 selections (with four First Team honorees) in 2017. All 28 players who have completed their eligibility under Weber have earned their degrees.

Weber guided K-State through one of the most challenging seasons in its history in 2020-21, as the Wildcats had to navigate COVID-19 protocols on a near daily basis while fielding one of the nation's youngest teams. The team was able to finish on a high note by winning 4 of its last 6 games, including battling eventual national champion Baylor in a 74-68 loss at Phillips 66 Big 12 Championship.

K-State returned just four lettermen for the 2020-21 season, including only one senior (**Mike McGuirl**), while the team welcomed eight newcomers, including five true freshmen. The four returning lettermen were the fifth-fewest in Division I, while the three upperclassmen (one senior and two juniors) were only surpassed by three other teams. The nine total newcomers (including sophomore **Kaosi Ezeagu** who sat out the 2019-20 season) were the fourth-most among power-conference schools. The Wildcats' average age of 19.6 years ranked 336th out of 347 teams that played during the turbulent 2020-21 season.

In all, the Wildcats had just one player start all 29 games (**Mike McGuirl**), while it started three true freshmen (**Davion Bradford**, **Selton Miguel** and **Nijel Pack**) in 17 games, including 12 in Big 12 play. The 71 combined starts by true freshmen ranked second nationally to Kentucky's 72, while the 17 games with at least three true freshmen starters trailed just Duke (19) and Kentucky (18).

The trials of 2020-21 came after a rebuilding season in 2019-20 that was cut short after the Phillips 66 Big 12 Championship was cancelled due to the start of the COVID-19 pandemic. The non-winning season (11-21) snapped a streak of three consecutive 20-win seasons and was the first since the 2014-15 season.

In 2018-19, Weber led K-State to a 25-9 overall record, which included a share of the Big 12 regular-season title with a 14-4 conference mark, and a trip to the NCAA Tournament for the fifth time in his tenure, including the third consecutive season.

Known for being one of the top defensive coaches in the game, Weber's 2018-19 Wildcats were one of the top defensive teams in the country, allowing just 59.6 points per game, which ranked fourth nationally. It was the lowest opponent scoring average in school history since the introduction of the shot clock and the lowest since allowing 58.4 points per game in 1982-83.

The 2018-19 Big 12 Championship season came on the heels of perhaps the best coaching performance of Weber's career, in which, he guided a K-State team picked to finish eighth in the preseason Big 12 poll to a second 25-win season and its first trip to the Elite Eight in eight years in 2017-18.

The run to the Elite Eight in 2018 was the second straight NCAA Tournament for Weber's Wildcats, which tallied a 21-14 overall record to go with an 8-10 mark in Big 12 play in 2016-17. He led K-State to its first postseason victory in five seasons with a 95-88 win over Wake Forest in the First Four in Dayton before falling to Cincinnati in the NCAA South Regional.

Weber's record-setting inaugural season is considered one of the best in school history, as the Wildcats tallied a 27-8 overall record and a 14-4 mark in league play en route to its first-ever Big 12 regular season championship and a school-record fifth consecutive trip to the NCAA Tournament. The 27 wins were the second-most in school history.

For his efforts, Weber was named the 2013 Big 12 Coach of the Year by the league coaches and AP and District Coach of the Year by the National Association of Basketball Coaches (NABC) and the U.S. Basketball Writers Association (USBWA). He has now been named conference Coach of the Year on three different occasions in three leagues, the Missouri Valley (2003), Big Ten (2005) and Big 12 (2013).

Weber, 65, has compiled a 485-285 (.631) overall record in his 24 seasons as a head coach, which includes stints at Southern Illinois (1998-2003) and Illinois (2003-11). His teams have participated in postseason play 15 times, including 13 NCAA Tournament appearances. He has won 15 NCAA Tournament games, including trips to the Sweet 16 in 2002, 2004, 2005 and 2018 and the Elite Eight in 2005 and 2018, while he played in the NCAA Championship in 2005.

In all, Weber has 42 years of college coaching experience, which includes 19 seasons as an assistant coach for coaching legend **Gene Keady**, a native of Garden City, Kansas and a 1958 Kansas State graduate. Weber spent his entire assistant coaching career with Keady, first at Western Kentucky (1979-80) and then Purdue (1981-98). In Weber's 18 years at Purdue, the Boilermakers won six Big Ten titles and played in 14 NCAA Tournaments.

All told, he has been a part of more than 900 victories, 28 NCAA Tournament appearances and 15 conference championships in coaching stints at Western Kentucky, Purdue, Southern Illinois, Illinois and K-State.

BRUCE WEBER FILE

Experience	43rd year (10th at K-State)
Date Hired	March 31, 2012
Birthdate	October 19, 1956
Hometown	Milwaukee, Wis.
Wife	Megan
Children	Hannah, Christy, Emily
Grandchildren	Chipper, twins June and Clayton, Foster Brett

EDUCATION

- Wisconsin-Milwaukee '78 [B.A., Education]
- Western Kentucky '81 [M.A. Administration & Physical Education]

COACHING EXPERIENCE

- Western Kentucky, Assistant Coach [1979-80]
- Purdue, Assistant Coach [1981-98]
- Southern Illinois, Head Coach [1998-2003]
- Illinois, Head Coach [2003-12]
- K-State, Head Coach [2012-present]

COACHING AWARDS

- 2002-03 Missouri Valley Conference Coach of the Year [league coaches]
- 2004-05 Big Ten Conference Coach of the Year [league coaches]
- 2004-05 Nike Championship Basketball Clinic
- 2004-05 Victor Awards National Coach of the Year [Academy of American Sports Awards]
- 2004-05 Henry Iba Award [U.S. Basketball Writers Association]
- 2004-05 Adolph F. Rupp Cup Recipient [Commonwealth Athletic Cup of Kentucky]
- 2004-05 National Coach of the Year [Basketball Times]
- 2004-05 National Coach of the Year [The Sporting News]
- 2004-05 National Coach of the Year [National Association of Basketball Coaches]
- 2004-05 National Coach of the Year [The Associated Press]
- 2004-05 National Coach of the Year [Chevrolet/CBS]
- 2004-05 Naismith Trophy Coach of the Year [Atlanta Tipoff Club]
- 2007 Champion Award [Coaches vs. Cancer]
- 2012-13 District 8 Coach of the Year [National Association of Basketball Coaches]
- 2012-13 District VI Coach of the Year [U.S. Basketball Writers Association]
- 2012-13 Big 12 Conference Coach of the Year [league coaches]
- 2012-13 Big 12 Conference Coach of the Year [Associated Press]
- 2016 Graven Award [Wartburg College]
- 2018 Saluki Hall of Fame [Southern Illinois University]
- 2018-19 District VI Coach of the Year [U.S. Basketball Writers Association]
- 2019 Lifetime Achievement Award [Milwaukee Public Schools Association]
- 2019 USA Basketball co-National Coach of the Year

YEAR-BY-YEAR

Year	School	Record (Conf.)	Postseason
1998-99	So. Illinois	15-12 (10-8/t-5th)	--
1999-2000	So. Illinois	20-13 (12-6/3rd)	NIT Second Rd.
2000-01	So. Illinois	16-14 (10-8/t-4th)	--
2001-02	So. Illinois	28-8 (14-4/t-1st)	NCAA Sweet 16
2002-03	So. Illinois	24-7 (16-2/1st)	NCAA First Rd.
2003-04	Illinois	26-7 (13-3/1st)	NCAA Sweet 16
2004-05	Illinois	37-2 (15-1/1st)	NCAA Runner-Up
2005-06	Illinois	26-7 (11-5/t-2nd)	NCAA Second Rd.
2006-07	Illinois	23-12 (9-7/t-4th)	NCAA First Rd.
2007-08	Illinois	16-19 (5-13/t-9th)	--
2008-09	Illinois	24-10 (11-7/t-2nd)	NCAA First Rd.
2009-10	Illinois	21-15 (10-8/5th)	NIT Quarters
2010-11	Illinois	20-14 (9-9/t-4th)	NCAA Third Rd.
2011-12	Illinois	17-15 (6-12/t-9th)	--
2012-13	K-State	27-8 (14-4/t-1st)	NCAA Second Rd.
2013-14	K-State	20-13 (10-8/5th)	NCAA Second Rd.
2014-15	K-State	15-17 (8-10/t-6th)	--
2015-16	K-State	17-16 (5-13/t-8th)	--
2016-17	K-State	21-14 (8-10/6th)	NCAA First Rd.
2017-18	K-State	25-12 (10-8/4th)	NCAA Elite Eight
2018-19	K-State	25-9 (14-4/t-1st)	NCAA First Rd.
2019-20	K-State	11-21 (3-15/10th)	--
2020-21	K-State	9-20 (4-14/9th)	--
2021-22	K-State	2-0 (0-0)	--

BY THE NUMBER

Overall: 485-285 (.631)
At K-State: 172-130 (.569)
Conference Play: 227-179 | **Non-Conference Play:** 251-101
Home: 291-80 | **Away:** 107-138 | **Neutral:** 87-67
Overtime: 17-13 | **Conference Championship:** 25-21
Postseason Record: 18-15
NCAA Tournament: 15-13 | **NIT:** 3-2
vs. Top 25: 59-116 (27-63 at K-State)



2021-22 RESULTS

Overall Record: 2-0 (Home: 2-0 // Away: 0-0 // Neutral: 0-0)

Big 12 Record: 0-0 (Home: 0-0 // Away: 0-0)

Date	Rk	Opponent	Result	Streak	Record [Big 12]	High Scorer	High Rebounds	High Assists	High Steals	High Blocks	Attend.
Nov. 4	—/—	1 PITTSBURG STATE	W 78-59	—	—	18 - Miguel	13 - Smith	5 - Smith	2 - Miguel/Nowell/Smith	2 - Landers	5,180
Nov. 10	—/—	FLORIDA A&M	W 67-57	Won 1	1-0 [0-0]	18 - Pack	7 - Miguel	6 - Nowell	2 - McGuirl/Pack	—	5,296
Nov. 17	—/—	OMAHA	W 79-64	Won 2	2-0 [0-0]	15 - Massoud, Pack	8 - Smith	6 - Miguel	2 - Nowell	2 - Ezeagu, Massoud	5,259
Nov. 22	—/—	2 vs. 16/15 Arkansas									
Nov. 23	—/—	2 vs. Cincinnati/Illinois									
Nov. 28	—/—	NORTH DAKOTA									
Dec. 1	—/—	UALBANY									
Dec. 5	—/—	3 @Wichita State									
Dec. 8	—/—	4 MARQUETTE									
Dec. 12	—/—	GREEN BAY									
Dec. 19	—/—	@Nebraska									
Dec. 21	—/—	McNEESE STATE									
Dec. 29	—/—	MORGAN STATE									
Jan. 1	—/—	@Oklahoma*									
Jan. 4	—/—	TEXAS*									
Jan. 8	—/—	@West Virginia*									
Jan. 12	—/—	TCU*									
Jan. 15	—/—	TEXAS TECH*									
Jan. 18	—/—	@Texas*									
Jan. 22	—/—	KANSAS*									
Jan. 25	—/—	@Baylor*									
Jan. 29	—/—	5 @Ole Miss									
Feb. 2	—/—	OKLAHOMA STATE*									
Feb. 5	—/—	@TCU*									
Feb. 9	—/—	BAYLOR*									
Feb. 12	—/—	@Iowa State*									
Feb. 14	—/—	WEST VIRGINIA*									
Feb. 19	—/—	@Oklahoma State*									
Feb. 22	—/—	@Kansas*									
Feb. 26	—/—	IOWA STATE*									
Feb. 28	—/—	@Texas Tech*									
Mar. 5	—/—	OKLAHOMA*									

- 1 – Exhibition (Bramlage Coliseum, Manhattan, Kan.)
- 2 – Hall of Fame Classic presented by Hotels.com (T-Mobile Center; Kansas City, Mo.)
- 3 – Played at INTRUST Bank Arena in Wichita, Kan.
- 4 – BIG EAST/Big 12 Battle (Bramlage Coliseum, Manhattan, Kan.)
- 5 – SEC/Big 12 Challenge (Sandy & John Black Pavilion at Ole Miss)
- 6 – Phillips 66 Big 12 Conference Tournament (T-Mobile Center; Kansas City, Mo.)
- * – Big 12 Conference game

Attendance / Record Summary

► Overall

Site	G	W-L	Total	Avg.	High
Home	2	2-0	10,555	5,278	5,296 vs. Florida A&M (11/10/21)
Away	0	—	—	—	—
Neutral	0	—	—	—	—
Total	2	2-0	10,555	5,278	5,296 vs. Florida A&M (11/10/21)

► Big 12

Site	G	W-L	Total	Avg.	High
Home	0	—	—	—	—
Away	0	—	—	—	—
Neutral	0	—	—	—	—
Total	0	—	—	—	—

Win/Loss Margin

	1	2	3	4	5	6	7	8	9	10	11	12	13	14	15	16	17	18	19	20-24	25+
Wins (2)										1					1						
Losses (0)																					

Largest Leads / Deficits

► When Leading

Largest Margin of Victory	15, vs. Omaha (11/17/21)
Largest Overall Lead	26, vs. Omaha (11/17/21)
Largest Halftime Lead	16, vs. Omaha (11/17/21)
Largest Lead in a Loss	—
Largest Halftime Lead in a Loss	—
Largest K-State Run	15-2 vs. Omaha (11/17/21)

► When Trailing

Largest Margin of Defeat	—
Largest Overall Deficit	4, vs. Florida A&M (11/10/21)
Largest Halftime Deficit	—
Largest Deficit Overcome in a Win	4, vs. Florida A&M (11/10/21)
Largest Halftime Deficit in a Win	—
Largest Opponent Run	10-0 by Omaha (11/17/21)

2021-22 SEASON BOX SCORE

Overall Record: 2-0 (Home: 2-0 // Away: 0-0 // Neutral: 0-0)

No	Player	GP	GS	Min	Avg	TOTAL			3-PTS			REBOUNDS			PF	FO	A	TO	Blk	Stl	Pts	Avg				
						FG	FGA	Pct	3FG	FGA	Pct	FT	FTA	Pct									Off	Def	Tot	Avg
24	Nijel Pack	2	2	51	25.5	11	19	.579	7	11	.636	4	4	1.000	2	1	3	1.5	1	0	8	2	0	3	33	16.5
13	Mark Smith	2	2	59	29.5	8	15	.533	1	4	.250	6	10	.600	2	12	14	7.0	4	0	3	3	0	0	23	11.5
25	Ismael Massoud	2	2	56	28.0	7	15	.467	4	9	.444	2	2	1.000	0	9	9	4.5	5	0	0	2	2	0	20	10.0
03	Selton Miguel	2	1	46	23.0	8	12	.667	2	3	.667	0	1	.000	1	9	10	5.0	3	0	7	6	0	1	18	9.0
01	Markquis Nowell	2	0	44	22.0	4	13	.308	2	7	.286	7	8	.875	0	5	5	2.5	3	0	9	3	0	2	17	8.5
20	Kaosi Ezeagu	2	2	36	18.0	4	5	.800	0	0	.000	7	10	.700	2	9	11	5.5	3	0	3	1	2	1	15	7.5
21	Davion Bradford	2	0	28	14.0	5	10	.500	0	0	.000	1	2	.500	5	3	8	4.0	1	0	0	1	1	0	11	5.5
22	Luke Kasubke	2	0	34	17.0	2	6	.333	2	4	.500	0	0	.000	0	2	2	1.0	3	0	0	2	0	1	6	3.0
00	Mike McGuirl	2	1	32	16.0	0	7	.000	0	3	.000	3	4	.750	1	6	7	3.5	5	0	3	7	0	3	3	1.5
14	Drew Honas	1	0	1	1.0	0	0	.000	0	0	.000	0	0	.000	0	0	0	0.0	0	0	0	0	0	0	0	0.0
33	Logan Landers	2	0	12	6.0	0	1	.000	0	0	.000	0	0	.000	1	0	1	0.5	1	0	0	0	0	0	0	0.0
23	Jordan Brooks	1	0	1	1.0	0	0	.000	0	0	.000	0	0	.000	0	0	0	0.0	0	0	0	0	0	0	0	0.0
TM	TEAM														3	3	6	3.0	0			3			0	
	TOTAL	2				49	103	.476	18	41	.439	30	41	.732	17	59	76	38.0	29	0	33	30	5	11	146	73.0
	OPPONENTS	2				45	119	.378	14	42	.333	17	25	.680	19	42	61	30.5	32	-	26	29	6	12	121	60.5

SCORE BY PERIODS:	1st	2nd	OT	Total
Kansas State	75	71	—	146
Opponents	56	65	—	121

DEADBALL REBOUNDS:	Off	Def	Total
Kansas State	5	1	6
Opponents	3	1	4

2021-22 GAME-BY-GAME STATISTICS

Opponent	W/L	1H	2H	OT	TOT	+/-	FGM-A	Pct.	3FM-A	Pct.	FTM-A	Pct.	OR	DR	TOT	+/-	A	TO	TO Mar	BLK	STL	PF
@KANSAS STATE	W	33	34	—	67	+10	21-50	42.0	9-22	40.9	16-25	64.0	9	26	35	+3	15	14	+4	0	5	16
Florida A&M		30	27	—	57		22-53	41.5	3-15	20.0	10-14	71.4	8	24	32		9	18		2	4	19
@KANSAS STATE	W	42	37	—	79	+15	28-53	52.8	9-19	47.4	14-16	87.5	8	33	41	+12	18	16	+2	5	6	13
Omaha		26	38	—	64		23-66	34.8	11-27	40.7	7-11	63.6	11	18	29		17	11		4	8	13
KANSAS STATE vs. Arkansas																						
KANSAS STATE vs. TBD																						
@KANSAS STATE North Dakota																						
@KANSAS STATE UAlbany																						
KANSAS STATE @Wichita State																						
@KANSAS STATE Marquette																						
@KANSAS STATE Green Bay																						
KANSAS STATE @Nebraska																						
@KANSAS STATE McNeese State																						
@KANSAS STATE Morgan State																						
KANSAS STATE @Oklahoma																						
@KANSAS STATE Texas																						
KANSAS STATE @West Virginia																						
@KANSAS STATE TCU																						
@KANSAS STATE Texas Tech																						
KANSAS STATE @Texas																						
@KANSAS STATE Kansas																						
KANSAS STATE @Baylor																						
KANSAS STATE @Ole Miss																						
@KANSAS STATE Oklahoma State																						
KANSAS STATE @TCU																						
@KANSAS STATE Baylor																						
KANSAS STATE @Iowa State																						
@KANSAS STATE West Virginia																						
KANSAS STATE @Oklahoma State																						
KANSAS STATE @Kansas																						
@KANSAS STATE Iowa State																						
KANSAS STATE @Texas Tech																						
@KANSAS STATE Oklahoma																						
KANSAS STATE vs. TBD																						

2021-22 SUPERLATIVES

Individual

Category	Kansas State	Opponent
Points Scored	18 - Nijel Pack vs. Florida A&M (11/10/21)	27 - M.J. Randolph, Florida A&M (11/10/21)
Field Goals	6 - Nijel Pack vs. Florida A&M (11/10/21)	10 - M.J. Randolph, Florida A&M (11/10/21)
Field Goals Attempted	11 - Nijel Pack vs. Florida A&M (11/10/21)	17 - M.J. Randolph, Florida A&M (11/10/21)
Highest FG Percentage (min. 5 made)	54.6 (6-of-11) - Nijel Pack vs. Florida A&M (11/10/21)	42.9 (6-of-14) - Kyle Luedtke, Omaha (11/17/21)
Highest FG Percentage (min. 10 made)	—	58.8 (10-of-17) - M.J. Randolph, Florida A&M (11/10/21)
3-Point Field Goals Made	4 - Nijel Pack vs. Florida A&M (11/10/21)	4 - Kyle Luedtke, Omaha (11/17/21)
3-Point Field Goals Attempted	7 - Nijel Pack vs. Florida A&M (11/10/21)	8 - Kyle Luedtke, Omaha (11/17/21)
3-Point Field Goal Percentage (min. 4 made)	57.1 (4-of-7) - Nijel Pack vs. Florida A&M (11/10/21)	50.0 (4-of-8) - Kyle Luedtke, Omaha (11/17/21)
Free Throws	5 - Kaosi Ezeagu vs. Florida A&M (11/10/21) 5 - Markquis Nowell vs. Omaha (11/17/21)	6 - M.J. Randolph, Florida A&M (11/10/21)
Free Throws Attempted	8 - Kaosi Ezeagu vs. Florida A&M (11/10/21)	7 - M.J. Randolph, Florida A&M (11/10/21)
Free Throw Percentage (min. 5 made)	83.3 (5-of-6) - Markquis Nowell vs. Omaha (11/17/21)	85.7 (6-of-7) - M.J. Randolph, Florida A&M (11/10/21)
Offensive Rebounds	3 - Davion Bradford vs. Omaha (11/17/21)	2 - 5 times
Defensive Rebounds	7 - Mark Smith vs. Omaha (11/17/21)	7 - Chase Barrs, Florida A&M (11/10/21)
Total Rebounds	8 - Mark Smith vs. Omaha (11/17/21)	9 - Chase Barrs, Florida A&M (11/10/21)
Assists	6 - Markquis Nowell vs. Florida A&M (11/10/21) 6 - Selton Miguel vs. Omaha (11/17/21)	6 - M.J. Randolph, Florida A&M (11/10/21) 6 - Marco Smith, Omaha (11/17/21)
Blocked Shots	2 - Kaosi Ezeagu vs. Omaha (11/17/21) 2 - Ish Massoud vs. Omaha (11/17/21)	4 - Dylan Brougham, Omaha (11/17/21)
Steals	2 - Mike McGuirl vs. Florida A&M (11/10/21) 2 - Nijel Pack vs. Florida A&M (11/10/21) 2 - Markquis Nowell vs. Omaha (11/17/21)	3 - Felix Lemetti, Omaha (11/17/21)
Minutes Played	34 - Mark Smith vs. Florida A&M (11/10/21)	39 - M.J. Randolph, Florida A&M (11/10/21)

Team

K-State High	K-State Low	Category	Opponent High	Opponent Low
79 vs. Omaha (11/17/21)	67 vs. Florida A&M (11/10/21)	Points Scored	64 by Omaha (11/17/21)	57 by Florida A&M (11/10/21)
28 vs. Omaha (11/17/21)	21 vs. Florida A&M (11/10/21)	Field Goals	23 by Omaha (11/17/21)	22 by Florida A&M (11/10/21)
53 vs. Omaha (11/17/21)	50 vs. Florida A&M (11/10/21)	Field Goals Attempted	66 by Omaha (11/17/21)	53 by Florida A&M (11/10/21)
52.8 vs. Omaha (11/17/21)	42.0 vs. Florida A&M (11/10/21)	FG Percentage	41.5 by Florida A&M (11/10/21)	34.8 by Omaha (11/17/21)
9 twice	—	3-Point Field Goals Made	11 by Omaha (11/17/21)	3 by Florida A&M (11/10/21)
22 vs. Florida A&M (11/10/21)	19 vs. Omaha (11/17/21)	3-Point Field Goals Attempted	27 by Omaha (11/17/21)	15 by Florida A&M (11/10/21)
47.4 vs. Omaha (11/17/21)	40.9 vs. Florida A&M (11/10/21)	3-Point Field Goal Percentage	40.7 by Omaha (11/17/21)	20.0 by Florida A&M (11/10/21)
16 vs. Florida A&M (11/10/21)	14 vs. Omaha (11/17/21)	Free Throws	10 by Florida A&M (11/10/21)	7 by Omaha (11/17/21)
25 vs. Florida A&M (11/10/21)	16 vs. Omaha (11/17/21)	Free Throws Attempted	14 by Florida A&M (11/10/21)	11 by Omaha (11/17/21)
87.5 vs. Omaha (11/17/21)	64.0 vs. Florida A&M (11/10/21)	Free Throw Percentage	71.4 by Florida A&M (11/10/21)	63.6 by Omaha (11/17/21)
9 vs. Florida A&M (11/10/21)	8 vs. Omaha (11/17/21)	Offensive Rebounds	11 by Omaha (11/17/21)	8 by Florida A&M (11/10/21)
33 vs. Omaha (11/17/21)	26 vs. Florida A&M (11/10/21)	Defensive Rebounds	24 by Florida A&M (11/10/21)	18 by Omaha (11/17/21)
41 vs. Omaha (11/17/21)	35 vs. Florida A&M (11/10/21)	Total Rebounds	32 by Florida A&M (11/10/21)	29 by Omaha (11/17/21)
16 vs. Florida A&M (11/10/21)	13 vs. Omaha (11/17/21)	Fouls	19 by Florida A&M (11/10/21)	13 by Omaha (11/17/21)
—	0 twice	Fouled Out	—	0 twice
18 vs. Omaha (11/17/21)	15 vs. Florida A&M (11/10/21)	Assists	17 by Omaha (11/17/21)	9 by Florida A&M (11/10/21)
16 vs. Omaha (11/17/21)	14 vs. Florida A&M (11/10/21)	Turnovers	18 by Florida A&M (11/10/21)	11 by Omaha (11/17/21)
5 vs. Omaha (11/17/21)	0 vs. Florida A&M (11/10/21)	Blocked Shots	4 by Omaha (11/17/21)	2 by Florida A&M (11/10/21)
6 vs. Omaha (11/17/21)	5 vs. Florida A&M (11/10/21)	Steals	8 by Omaha (11/17/21)	4 by Florida A&M (11/10/21)
34 vs. Omaha (11/17/21)	20 vs. Florida A&M (11/10/21)	Points in Paint	22 twice	—
19 twice	—	Points off Turnovers	20 by Omaha (11/17/21)	11 by Florida A&M (11/10/21)
9 vs. Florida A&M (11/10/21)	4 vs. Omaha (11/17/21)	2nd Chance Points	7 by Omaha (11/17/21)	6 by Florida A&M (11/10/21)
12 vs. Omaha (11/17/21)	8 vs. Florida A&M (11/10/21)	Fast Break Points	17 by Omaha (11/17/21)	5 by Florida A&M (11/10/21)
22 twice	—	Bench Points	39 by Omaha (11/17/21)	7 by Florida A&M (11/10/21)
42 vs. Omaha (11/17/21)	33 vs. Florida A&M (11/10/21)	Points/1st Half	30 by Florida A&M (11/10/21)	26 by Omaha (11/17/21)
54.8 vs. Omaha (11/17/21)	31.0 vs. Florida A&M (11/10/21)	FG Percentage/1st Half	45.8 by Florida A&M (11/10/21)	27.8 by Omaha (11/17/21)
37 vs. Omaha (11/17/21)	34 vs. Florida A&M (11/10/21)	Points/2nd Half	38 by Omaha (11/17/21)	27 by Florida A&M (11/10/21)
57.1 vs. Florida A&M (11/10/21)	50.0 vs. Omaha (11/17/21)	FG Percentage/2nd Half	43.3 by Omaha (11/17/21)	37.9 by Florida A&M (11/10/21)

*Most in the Bruce Weber era

**Ties school record

2021-22 BIGGEST LEADS/TIME IN LEAD/SPECIALITY STATS

Date	Opponent	W/L	Score	KS Big		Ties	LC	KS in		Tied	Paint		Off T0s		2nd Ch		Fast Bk		Bench	
				Lead	Opp Big Lead			Lead	Opp in Lead		KS	Opp	KS	Opp	KS	Opp	KS	Opp	KS	Opp
Nov. 10	FLORIDA A&M	W	67-57	13	4	7	12	24:16	10:27	5:17	20	22	19	11	9	6	8	5	22	7
Nov. 17	OMAHA	W	79-64	26	—	—	—	39:17	—	0:43	34	22	19	20	4	7	12	17	22	39
Nov. 22	vs. 16/15 Arkansas																			
Nov. 23	vs. Cincinnati/Illinois																			
Nov. 28	NORTH DAKOTA																			
Dec. 1	UALBANY																			
Dec. 5	@Wichita State																			
Dec. 8	MARQUETTE																			
Dec. 12	GREEN BAY																			
Dec. 19	@Nebraska																			
Dec. 21	McNEESE STATE																			
Dec. 29	MORGAN STATE																			
Jan. 1	@Oklahoma*																			
Jan. 4	TEXAS*																			
Jan. 8	@West Virginia*																			
Jan. 12	TCU*																			
Jan. 15	TEXAS TECH*																			
Jan. 18	@Texas*																			
Jan. 22	KANSAS*																			
Jan. 25	@Baylor*																			
Jan. 29	@Ole Miss																			
Feb. 2	OKLAHOMA STATE*																			
Feb. 5	@TCU*																			
Feb. 9	BAYLOR*																			
Feb. 12	@Iowa State*																			
Feb. 14	WEST VIRGINIA*																			
Feb. 19	@Oklahoma State*																			
Feb. 22	@Kansas*																			
Feb. 26	IOWA STATE*																			
Feb. 28	@Texas Tech*																			
March 5	OKLAHOMA*																			

2021-22 INDIVIDUAL POINTS-REBOUNDS-ASSISTS

Date	Opponent	00		1		2		3		12		13		14		15		20		21		22		23		24		25		33	
		McGuirl	Nowell	Edwards	Miguel	Linguard	Smith	Honas	Harris	Ezeagu	Bradford	Kasubke	Brooks	Pack	Massoud	Landers															
Nov. 10	FLORIDA A&M	3-4-1	6-2-6	INJ	3-4-1	INJ	12-6-1	CD	CD	7-5-3	3-3-0	3-0-0	CD	18-3-3	5-3-0	0-0-0															
Nov. 17	OMAHA	0-3-2	11-3-3	INJ	8-3-6	INJ	11-8-2	0-0-0	CD	8-6-0	8-5-0	3-2-0	0-0-0	15-0-5	15-6-0	0-1-0															
Nov. 22	vs. 16/15 Arkansas																														
Nov. 23	vs. Cincinnati/Illinois																														
Nov. 28	NORTH DAKOTA																														
Dec. 1	UALBANY																														
Dec. 5	@Wichita State																														
Dec. 8	MARQUETTE																														
Dec. 12	GREEN BAY																														
Dec. 19	@Nebraska																														
Dec. 21	McNEESE STATE																														
Dec. 29	MORGAN STATE																														
Jan. 1	@Oklahoma*																														
Jan. 4	TEXAS*																														
Jan. 8	@West Virginia*																														
Jan. 12	TCU*																														
Jan. 15	TEXAS TECH*																														
Jan. 18	@Texas*																														
Jan. 22	KANSAS*																														
Jan. 25	@Baylor*																														
Jan. 29	@Ole Miss																														
Feb. 2	OKLAHOMA STATE*																														
Feb. 5	@TCU*																														
Feb. 9	BAYLOR*																														
Feb. 12	@Iowa State*																														
Feb. 14	WEST VIRGINIA*																														
Feb. 19	@Oklahoma State*																														
Feb. 22	@Kansas*																														
Feb. 26	IOWA STATE*																														
Feb. 28	@Texas Tech*																														
March 5	OKLAHOMA*																														

2021-22 MISCELLANEOUS SEASON/CAREER STATS

SEASON	Team Leader			Games With					Double-Doubles	
	Points	Rebounds	Assists	10+Pts	20+Pts	30+Pts	10+Rebs	10+Asts	Point/Reb.	Point/Ast.
Davion Bradford										
Jordan Brooks										
Maximus Edwards										
Kaosi Ezeagu										
Trey Harris										
Drew Honas										
Luke Kasubke										
Logan Landers										
Seryee Lewis										
Carlton Linguard, Jr.										
Ish Massoud	1			1						
Mike McGuirl										
Selton Miguel		1	1	1						
Markquis Nowell			1	1						
Nijel Pack	2			2						
Mark Smith		1		2						

CAREER	Team Leader			Games With					Double-Doubles	
	Points	Rebounds	Assists	10+Pts	20+Pts	30+Pts	10+Rebs	10+Asts	Point/Reb.	Point/Ast.
Davion Bradford	4	7		10			1			
Josh Brooks										
Maximus Edwards										
Kaosi Ezeagu		2		2						
Trey Harris										
Drew Honas										
Luke Kasubke										
Logan Landers										
Seryee Lewis										
Carlton Linguard, Jr.				1						
Ish Massoud	1			12	1	1				
Mike McGuirl	13	7	19	30	2					
Selton Miguel	1	3	8	8						
Markquis Nowell			1	49	17	3		5		5
Nijel Pack	13	1	12	18	3					
Mark Smith		1		42	5		1		1	

DUNKS	SEASON	CAREER
Kaosi Ezeagu	2	13
Davion Bradford	1	33
Selton Miguel	0	3
Mike McGuirl	0	4
Seryee Lewis	0	2

FTs in LAST 5 MINUTES	SEASON	CAREER
Mark Smith	2-4	2-4
Mike McGuirl	1-2	38-49
Selton Miguel	0-0	14-20
Luke Kasubke	0-0	8-10
Nijel Pack	0-0	8-11
Davion Bradford	0-0	5-8
Kaosi Ezeagu	0-0	4-7
Seryee Lewis	0-0	2-5

CHARGES DRAWN	SEASON	CAREER
Nijel Pack	1	6
Markquis Nowell	1	1
Mike McGuirl	0	16
Kaosi Ezeagu	0	6
Luke Kasubke	0	1

**PLAY HARD CHART	SEASON	CAREER
Markquis Nowell	9	9
Mark Smith	9	9
Davion Bradford	8	104
Kaosi Ezeagu	7	92
Mike McGuirl	6	368
Nijel Pack	6	123
Selton Miguel	4	97
Luke Kasubke	2	35
Logan Landers	1	1
Ish Massoud	1	1
Carlton Linguard, Jr.	0	17
Seryee Lewis	0	15

***A point system based on the number of deflections/blocks, steals, dives, loose balls, offensive rebounds and charges and named in honor of former K-State director of development Wayne McClain who passed away on Oct. 15, 2014.*

STARTING LINEUP (1)	SEASON	CAREER
McGuirl, Smith, Pack, Massoud, Ezeagu	1-0	1-0
Miguel, Smith, Pack, Massoud, Ezeagu	1-0	1-1

GAMES MISSED	TOTAL
Maximus Edwards	2
Seryee Lewis	2
Carlton Linguard, Jr.	2
TOTAL	6

TOP SCORING PERFORMANCES
18, Nijel Pack vs. Florida A&M (11/10/21)
15, Ish Massoud vs. Omaha (11/17/21)
15, Nijel Pack vs. Omaha (11/17/21)

TOP REBOUNDING PERFORMANCES
8, Mark Smith vs. Omaha (11/17/21)
7, Selton Miguel vs. Florida A&M (11/10/21)

TOP ASSIST PERFORMANCES
6, Markquis Nowell vs. Florida A&M (11/10/21)
6, Selton Miguel vs. Omaha (11/17/21)

TOP 3-POINT FG PERFORMANCES
4, Nijel Pack vs. Florida A&M (11/10/21)
3, Ish Massoud vs. Omaha (11/17/21)
3, Nijel Pack vs. Omaha (11/17/21)

TOP STEAL PERFORMANCES
2, Mike McGuirl vs. Florida A&M (11/10/21)
2, Nijel Pack vs. Florida A&M (11/10/21)
2, Markquis Nowell vs. Omaha (11/17/21)

TOP BLOCK PERFORMANCES
2, Kaosi Ezeagu vs. Omaha (11/17/21)
2, Ish Massoud vs. Omaha (11/17/21)



THE LAST TIME K-STATE...

Team

K-State was ranked No. 1 in AP Top 25: March 14, 1959
K-State was ranked in AP Top 25: No. 18 (March 18, 2019 // Final)
K-State was ranked in USA Today Coaches Poll: No. 19 (April 9, 2019 // Final)
Played AP No. 1-ranked opponent: Lost vs. Baylor, 77-68 (Jan. 14, 2017)
Defeated AP No. 1-ranked opponent: Oklahoma, 80-69 (Feb. 6, 2016)
Defeated AP No. 1-ranked opponent on road: Kansas, 68-64 (Jan. 17, 1994)
Played AP No. 2-ranked opponent: Lost to Baylor, 74-68 (March 11, 2021)
Defeated opponent ranked 3-10 by AP: No. 7 Oklahoma, 62-57 (Feb. 23, 2021)
Defeated opponent ranked 3-10 by AP on the road: No. 2 Baylor, 56-54 (Feb. 4, 2017)
Defeated opponent ranked 11-25 by AP: No. 12 West Virginia, 84-68 (Jan. 18, 2020)
Defeated AP Top 25 opponent at home: No. 7 Oklahoma, 62-57 (Feb. 23, 2021)
Defeated AP Top 25 opponent on the road: No. 20 Oklahoma, 74-61 (Jan. 16, 2019)
Defeated consecutive AP Top 25 opponents on the road:
 No. 20 Iowa State, 58-57 (Jan. 12, 2019) and No. 20 Oklahoma, 74-61 (Jan. 16, 2019)
Defeated AP Top 25 opponent at neutral site: No. 18 Kentucky, 61-58 (March 22, 2018)

Scoring

Scored 20 or more points: 23 by Nijel Pack vs. TCU (March 10, 2021)
Reserve scored 20 or more points: 23 by Antonio Gordon vs. Baylor (Dec. 19, 2020)
Freshman scored 20 or more points: 23 by Nijel Pack vs. TCU (March 10, 2021)
Scored 30 or more points: 31 by Xavier Sneed vs. Iowa State (March 7, 2020)
Freshman scored 30 or more points: 34 by Marcus Foster vs. Texas (Feb. 8, 2014)
Scored 35 or more points: 38 by Barry Brown, Jr. vs. Oklahoma State (Jan. 10, 2018)
Scored 40 or more points: 44 by Denis Clemente at Texas (Jan. 31, 2009)
Scored 50 or more points: 62 by Askia Jones vs. Fresno State (March 24, 1994) *school record*
Two or more Wildcats scored 30 or more points in same game:
 Michael Beasley (44) and Bill Walker (31) at Baylor (Feb. 23, 2008)
Two or more Wildcats scored 20 or more points in same game:
 Barry Brown, Jr. (25) and Dean Wade (20) at Oklahoma (Jan. 16, 2019)
Three or more Wildcats scored 20 or more points in same game:
 Dean Wade (34), Kamau Stokes (23) and Barry Brown, Jr. (21) at Iowa State (Dec. 29, 2017)
Scored 20 points in one half: 26 (1st) by Xavier Sneed vs. Iowa State (March 7, 2020)
Scored 20 points/two straight games:
 Barry Brown, Jr. (2), 23 vs. Iowa State (Feb. 16, 2019) and 21 at West Virginia (Feb. 18, 2019)
Scored 20 points/three straight games: Barry Brown, Jr. (3), 29 vs. West Virginia (Jan. 9, 2019); 23 at Iowa State (Jan. 12, 2019); 25 at Oklahoma (Jan. 16, 2019)
Scored 30 points/two straight games:
 Michael Beasley, 30 vs. George Mason (Nov. 22, 2007) and 30 vs. UCF (Nov. 23, 2007)
No Wildcat scored in double figures: at Nebraska (Jan. 26, 1983)
One Wildcat scored in double figures: Dajuan Gordon (12) vs. Kansas (Feb. 17, 2021)
Four Wildcats scored in double figures:
 Ish Massoud (15), Nijel Pack (15), Markquis Nowell (11), Mark Smith (11) vs. Omaha (Nov. 17, 2021)
Five Wildcats scored in double figures: Davion Bradford (18), Selton Miguel (17), Rudi Williams (16), Nijel Pack (12) and Mike McGuiri (11) vs. Milwaukee (Dec. 11, 2020)
Six Wildcats scored in double figures: D.J. Johnson (19), Barry Brown, Jr. (14), Xavier Sneed (12), Wesley Iwundu (11), Kamau Stokes (10) and Dean Wade (10) vs. Colorado State (Dec. 17, 2016)
All five Wildcat starters scored in double figures: Cartier Diarra (15), Barry Brown, Jr. (13), Xavier Sneed (11), Makol Mawien (10) and Kamau Stokes (10) vs. Iowa State (March 15, 2019)
K-State scored 70 or more points: 79 vs. Omaha (Nov. 17, 2021)
K-State scored 80 or more points: 84 vs. West Virginia (Jan. 18, 2020)
K-State scored 90 or more points: 95 vs. Eastern Kentucky (Nov. 16, 2018)
K-State scored 100 or more points: 100 vs. North Florida (Dec. 31, 2010)

Field Goal Shooting

Made 10 or more field goals: 10 by Xavier Sneed vs. Iowa State (March 7, 2020)
Made 15 or more field goals: 15 by Michael Beasley vs. Nebraska (Feb. 6, 2008)
100 percent from the field (min. 10 att): 100.0% (11-11) by Eddie Elder vs. Colorado (Feb. 23, 1985)
100 percent from the field (min. 5 att): 100.0% (9-9) by Antonio Gordon vs. Baylor (Dec. 19, 2020)
K-State connected on 50 percent or better: 52.8% (28-53) vs. Omaha (Nov. 17, 2021)
K-State connected on 50 percent or better in both halves:
 54.8% (17-31)/1st half and 50.0% (11-22)/2nd half vs. Omaha (Nov. 17, 2021)
K-State connected on 60 percent or better: 62.5% (35-56) vs. Alabama State (Dec. 11, 2019)
K-State connected on 60 percent or better in both halves:
 62.5% (15-24)/1st half and 69.6% (16-23)/2nd half vs. Wake Forest (March 14, 2017)
K-State connected on 70 percent or better: 70% (42-60) vs. Southern Colorado (Nov. 30, 1985)
K-State made 30 or more field goals: 35 vs. Alabama State (Dec. 11, 2019)
K-State made 40 or more field goals: 41 vs. Missouri (Jan. 3, 1998)
K-State made 45 or more field goals: 49 vs. Morgan State (Jan. 5, 1985) *school record*
K-State made 50 or more field goals: *Never been done in recorded school history*
K-State attempted 60 or more field goals: 65 vs. TCU (Jan. 2, 2020)
K-State attempted 70 or more field goals: 74 at Alabama (Jan. 25, 2020)
K-State attempted 80 or more field goals: 88 vs. South Dakota (Jan. 3, 2010)
K-State attempted 90 or more field goals: 94 vs. Houston (March 14, 1970)
K-State attempted 100 or more field goals: 103 vs. Cal State Fullerton (Dec. 2, 1967)

3-Point Field Goal Shooting

Made 5 or more 3-point field goals: 6 by Nijel Pack vs. Baylor (March 11, 2021)
Made 10 or more 3-point field goals: 14 by Askia Jones vs. Fresno State (March 24, 1994) *school record*
100 percent from the field (min. 6 att): 100.0% (6-6) by Denis Clemente at Texas (Jan. 31, 2009)
K-State connected on 50 percent or better (min. 10 att): 54.5% (12-22) vs. Alabama State (Dec. 11, 2019)
K-State connected on 60 percent or better (min. 10 att): 71.4% (10-14) vs. Western Illinois (Nov. 11, 2019)
K-State connected on 70 percent or better (min. 10 att): 71.4% (10-14) vs. Western Illinois (Nov. 11, 2016)
K-State connected on 80 percent or better (min. 10 att): 80.0% (8-10) vs. Coastal Carolina (Dec. 6, 1997)
K-State made 10 or more 3-point field goals: 10 vs. Texas A&M (Jan. 30, 2021)
K-State made 15 or more 3-point field goals: 16 at Oklahoma State (Feb. 2, 2019) *most in a conference game*
K-State made 20 or more 3-point field goals: 23 vs. Fresno State (March 24, 1994) *school record*
K-State attempted 30 or more 3-point field goals: 35 vs. Texas A&M (Jan. 30, 2021)
K-State attempted 35 or more 3-point field goals: 35 vs. Texas A&M (Jan. 30, 2021)

Double-Double / Triple-Double

Had a Triple-Double: *Never happened in recorded school history*
Had a 20/20 Double-Double (Pts/Rebs): Michael Beasley (28 pts, 22 rebs) vs. Western Illinois (Nov. 17, 2007)
Had a Double-Double (Pts/Rebs): Dajuan Gordon (11 pts, 10 rebs) vs. Oklahoma (Feb. 23, 2021)
Had a Double-Double (Pts/Asts): Marcus Foster (18 pts, 10 asts) at Baylor (Feb. 15, 2014)
Had a Double-Double (Rebs/Asts): *Never happened in recorded school history*
Had a Double-Double in Consecutive Games:
 Wesley Iwundu (16 pts, 10 rebs at TCU; March 1, 2017) and (10 pts, 10 rebs vs. Texas Tech; March 4, 2017)
Two with Double-Doubles:
 Thomas Gipson (10 pts, 13 rebs) and Wesley Iwundu (10 pts, 10 rebs) at Oklahoma State (March 3, 2014)

Free Throw Shooting

Made 10 or more free throws: 11 by Dajuan Gordon at Iowa State (Dec. 15, 2020)
Made 15 or more free throws: 15 by Jacob Pullen vs. Kansas (Feb. 14, 2011)
Perfect at the FT line (min. 10 att): 11-11 by Dajuan Gordon at Iowa State (Dec. 15, 2020)
Perfect at the FT line: 17-17 by Steve Henson at Iowa State (Feb. 24, 1988) *school record*
K-State connected on 80 percent or better (min. 15 att.): 87.5% (14-16) vs. Omaha (Nov. 17, 2021)
K-State connected on 90 percent or better (min. 15 att.): 93.8% (15-16) at Iowa State (Jan. 20, 2015)
K-State connected on 100 percent or better (min. 15 att.): 100% (16-16) vs. Nebraska (Jan. 26, 1980)
K-State made 20 or more free throws: 26 at Iowa State (Dec. 15, 2020)
K-State made 30 or more free throws: 36 vs. South Dakota (Nov. 20, 2015)
K-State made 40 or more free throws: 41 vs. Oklahoma (Dec. 29, 1958)
K-State attempted 30 or more free throws: 30 vs. Fort Hays State (Dec. 8, 2020)
K-State attempted 40 or more free throws: 40 at West Virginia (Feb. 11, 2017)
K-State attempted 50 or more free throws: 54 at Colorado (Jan. 16, 2010)
K-State attempted 55 or more free throws: 56 vs. Purdue (Dec. 1, 1958) *school record*

Rebounds

Had 10 or more rebounds: 10 by Dajuan Gordon vs. Oklahoma (Feb. 23, 2021)
Had 15 or more rebounds: 16 by Dean Wade vs. Denver (Nov. 12, 2018)
Had 20 or more rebounds: 22 by Michael Beasley vs. Western Illinois (Nov. 17, 2007)
Had 10 or more rebounds in consecutive games:
 Dajuan Gordon (12 vs. Jacksonville; Dec. 21, 2020) and (10 vs. Omaha; Dec. 29, 2020)
Multiple players had 10 or more rebounds:
 Davion Bradford (10 rebs) and Dajuan Gordon (10 rebs) vs. Omaha (Dec. 29, 2020)
K-State had 20 or more offensive rebounds: 22 at Alabama (Jan. 25, 2020)
K-State had 30 or more defensive rebounds: 32 at Oklahoma (Jan. 19, 2021)
K-State had 40 or more rebounds: 45 vs. Jacksonville (Dec. 21, 2020)
K-State had 50 or more rebounds: 52 vs. Central Arkansas (Dec. 1, 2013)
K-State had 60 or more rebounds: 61 at Oregon State (Dec. 6, 2003)

Assists

Had 10 or more assists: 10 by Cartier Diarra vs. Alabama State (Dec. 11, 2019)
Had 15 or more assists: 16 by Keith Frazier vs. Central Missouri (Dec. 18, 1976) *school record*
K-State had 20 or more assists: 23 vs. Jacksonville (Dec. 21, 2020)
K-State had 30 or more assists: 30 vs. Gardner-Webb (Dec. 14, 2008)

Blocked Shots

Had 5 or more blocked shots: 5 by Jordan Henriquez vs. La Salle (March 22, 2013)
Had 10 or more blocked shots: *Never happened in recorded school history*
K-State had 5 or more blocked shots: 5 vs. Omaha (Nov. 17, 2021)
K-State had 10 or more blocked shots: 11 vs. North Florida (Dec. 11, 2011)

Steals

Had 5 or more steals: 5 by Cartier Diarra vs. Florida A&M (Dec. 2, 2019)
Had 10 or more steals: *Never happened in recorded school history*
K-State had 10 or more steals: 11 vs. Baylor (March 11, 2021)
K-State had 15 or more steals: 17 vs. Monmouth (Nov. 13, 2019)

THE LAST TIME K-STATE...

Turnovers

K-State had 3 or fewer turnovers: 3 vs. SIU-Edwardsville (Dec. 14, 1978) *school record*
K-State had 5 or fewer turnovers: 5 vs. George Washington (Nov. 24, 2017)
Opponent committed 15 or more turnovers: 16 by Iowa State (March 6, 2021)
Opponent committed 20 or more turnovers: 20 by Fort Hays State (Dec. 8, 2020)

Overtime

Played an Overtime Game: at UNLV, 60-56 (Nov. 9, 2019)
Played an Overtime Game at home: Lost vs. TCU, 86-80 (Feb. 1, 2017)
Played a 2-Overtime Game: Lost at No. 13 Baylor, 79-72 (Jan. 20, 2016)
Played a 3-Overtime Game: Lost at Oregon State, 87-72 (Dec. 6, 2003)
Played a 4-Overtime Game: Lost at Missouri State, 82-80 (Dec. 8, 1987)
Played in Consecutive OT Games:
 (2) Won vs. No. 7 Kansas, 85-82 (Feb. 10, 2014) and Lost at Baylor, 87-73 (Feb. 15, 2014)

Winning Streaks

K-State won consecutive games: vs. Iowa State (March 7, 2020) and TCU (March 11, 2020)
K-State had a 5 or more game winning streak: 5, Jan. 9-22, 2019
(longest since winning 6, Nov. 9-24, 2018)
K-State had a 10 or more game winning streak: 10, Nov. 24, 2013 to Jan. 7, 2014
K-State had a 15 or more game winning streak: 21, Dec. 19, 1958 to March 13, 1959
K-State had a 20 or more game winning streak: 21, Dec. 19, 1958 to March 13, 1959

Miscellaneous

Hit a Buzzer Beater: at Iowa State, 58-57 (Jan. 12, 2019) [Barry Brown, Jr., lay-up at :04.0]
Won after trailing by at least 10 points in second half: 21 vs. West Virginia (Jan. 9, 2019)
(down 42-21, 18:49 remaining - won 71-69) school record
Won after trailing by at least 15 points in second half: 21 vs. West Virginia (Jan. 9, 2019)
(down 42-21, 18:49 remaining - won 71-69) school record

BRUCE WEBER ERA HIGHS/LOWS

Team Highs/Lows

Points:
High: 98, vs. Southern Utah (11/14/14)
Low: 41, vs. Kansas (2/17/21)

Field Goals Made:
High: 37, vs. Eastern Kentucky (11/16/18)
Low: 12, vs. Bradley (12/9/14)

Field Goals Attempted:
High: 74, at Alabama (1/25/20)
Low: 34, vs. Bradley (12/9/14)

Field Goal Percentage:
High: 66.0 (31-47) vs. Wake Forest (3/14/17)
Low: 25.0 (14-56) at Oklahoma (2/25/17)

3-Point Field Goals Made:
High: 16, at Oklahoma State (2/2/19)
Low: 1, 7 times [most recently: vs. Kennesaw State (11/9/18)]

3-Point Field Goals Attempted:
High: 37, at Oklahoma (1/4/20)
Low: 6, twice [most recently: vs. TCU (3/11/15)]

3-Point Field Goal Percentage:
High: 71.4% (10-14) vs. Western Illinois (11/11/16)
Low: 5.6% (1-18) at West Virginia (1/26/16)

Free Throws:
High: 36, vs. South Dakota (11/20/15)
Low: 2, vs. Kansas (2/17/21)

Free Throws Attempted:
High: 48, vs. Southern Utah (11/14/14)
Low: 5, twice [most recently: at Kansas (2/25/19)]

Free Throws Percentage:
High: 100.0, twice
[most recently: 5-5 at Kansas (2/25/19)]
Low: 23.1 (3-13) vs. Pitt (11/25/19)

Offensive Rebounds:
High: 29, vs. North Florida (11/18/2012)
Low: 2, twice [most recently: at Oklahoma State (2/14/18)]

Defensive Rebounds:
High: 42, vs. Alabama-Huntsville (11/13/12)
Low: 13, at Texas Tech (1/6/18)

Rebounds:
High: 55, vs. Alabama-Huntsville (11/13/12)
Low: 19, at Texas Tech (1/6/18)

Fouls:
High: 32, vs. Arizona State (11/23/17)
Low: 8, vs. Texas (1/2/19)

Assists:
High: 29, vs. Alabama State (12/11/19)
Low: 4, twice [most recently: vs. UMBC (3/18/18)]

Turnovers:
High: 28, vs. West Virginia (1/23/21)
Low: 4, vs. Gonzaga (12/21/13)

Blocked Shots:
High: 9, at Texas Tech (2/25/14)
Low: 0, 17 times
[most recently: vs. Baylor (3/11/21)]

Steals:
High: 19, vs. Northern Arizona (11/20/17)
Low: 0, twice [most recently: vs. Texas (2/22/16)]

Points in the Paint:
High: 50, vs. Eastern Kentucky (11/16/18)
Low: 8, twice [most recently: at Kansas (2/25/19)]

Points off Turnovers:
High: 38, vs. Northern Arizona (11/20/17)
Low: 1, vs. West Virginia (3/10/17)

Second Chance Points:
High: 25, at Oklahoma State (3/3/14)
Low: 0, vs. TCU (3/2/16)

Fast Break Points:
High: 24, vs. Kennesaw State (11/9/18)
Low: 0, 12 times
[most recently: vs. Saint Louis (12/21/19)]

Bench Points:
High: 45, twice [most recently: vs. Texas (1/30/13)]
Low: 0, 3 times [most recently: vs. Georgia (1/27/18)]

First-Half Points:
High: 53, twice [most recently: at Iowa State (12/29/17)]
Low: 12, vs. Georgia (12/31/14)

First-Half Field Goal Percentage:
High: 82.4% (14/17) vs. Texas A&M (12/20/14)
Low: 16.0% (4/25) at TCU (2/18/15)

Second-Half Points:
High: 58, vs. Eastern Kentucky (11/16/18)
Low: 17, at Baylor (2/21/15)

Second-Half Field Goal Percentage:
High: 75.0% (12/16) vs. Oklahoma State (1/24/15)
Low: 22.2% (6/27) at West Virginia (2/3/18)

Opponent Highs/Lows

Points:
High: 107, by Baylor (1/27/21)
Low: 26, by Alabama-Huntsville (11/13/12)

Field Goals Made:
High: 41, by Baylor (1/27/21)
Low: 9, by Alabama-Huntsville (11/13/12)

Field Goals Attempted:
High: 71, by Baylor (1/27/21)
Low: 37, twice [most recently: vs. Texas (2/7/15)]

Field Goal Percentage:
High: 63.5% (33/52) by Georgetown (11/22/13)
Low: 16.4% (9/55) by Alabama-Huntsville (11/13/12)

3-Point Field Goals Made:
High: 17, by Baylor (1/27/21)
Low: 1, 6 times
[most recently: by Florida A&M (12/2/19)]

3-Point Field Goals Attempted:
High: 34, twice [most recently: by Creighton (3/16/18)]
Low: 8 by West Virginia (1/12/13)

3-Point Field Goal Percentage:
High: 60.7% (17/28) by Baylor (1/27/21)
Low: 6.3%, (1/16) by Pitt (1/25/19)]

Free Throws:
High: 30 by Texas Tech (1/5/21)
Low: 2 by Oklahoma State (2/2/19)

Free Throws Attempted:
High: 44, by Arizona State (11/23/17)
Low: 4, twice [most recently: by TCU (3/11/20)]

Free Throw Percentage:
High: 100.0% (10/10) by SE Missouri State (12/16/17)
Low: 22.2% (2/9) by Oklahoma State (2/2/19)

Offensive Rebounds:
High: 21, by Robert Morris (11/22/16)
Low: 2, by Kansas (2/3/16)

Defensive Rebounds:
High: 36, by Northern Colorado (11/8/13)
Low: 12, by Savannah State (12/14/14)

Rebounds:
High: 54, by Baylor (2/15/14)
Low: 19, by SE Missouri State (12/16/17)

Fouls:
High: 31, twice [most recently: by UMES (11/13/15)]
Low: 8, by Alabama State (12/11/19)

Assists:
High: 24, 3 times
[most recently: by Baylor (12/19/20)]
Low: 2, by Pitt (11/25/19)

Turnovers:
High: 31, by Northern Arizona (11/20/17)
Low: 4, by Texas Tech (2/5/13)

Blocked Shots:
High: 12, by Texas (3/7/15)
Low: 0, 17 times [most recently: Florida A&M (12/2/19)]

Steals:
High: 14, 3 times [most recently: by Baylor (1/27/21)]
Low: 0, twice [most recently: by Texas (2/22/16)]

Points in the Paint:
High: 50, by West Virginia (2/11/17)
Low: 4, by UMKC (11/14/17)

Points off Turnovers:
High: 34, by Baylor (1/27/21)
Low: 0, by Georgia (12/31/14)

Second Chance Points:
High: 24, by Iowa State (1/20/15)
Low: 0, by Georgia State (12/15/18)

Fast Break Points:
High: 24, by Oklahoma (1/9/16)
Low: 0, 15 times

Bench Points:
High: 54, by West Virginia (1/2/16)
Low: 0, by TCU (3/11/20)

First-Half Points:
High: 56, by Baylor (12/19/20)
Low: 10, by Tulane (12/28/13)

First-Half Field Goal Percentage:
High: 70.0% (14/20) by Kansas (1/29/18)
Low: 12.5% (4/32) by Long Beach State (11/24/13)

Second-Half Points:
High: 55, by Purdue (11/24/14)
Low: 14, by Kennesaw State (11/9/18)

Second-Half Field Goal Percentage:
High: 81.3% (13/16) vs. Oklahoma State (2/11/20)
Low: 16.7% (3/18) vs. La Salle (3/22/13)





G | SR.-4L



MIKE MCGUIRL****

G | 6-3 | 200 | Sr.-4L | Ellington, Conn. | East Catholic HS

@MikeMcGuirl00

mikemcguirl00



2021 All-Big 12 Honorable Mention
2019, 2020 Academic All-Big 12

SUPERLATIVES

	FR	SO	JR	SR ₁	SR ₂	CAR
10+ Points	1	1	8	20	—	30
20+ Points	—	—	—	2	—	2
3+ 3FGM	1	1	5	9	—	16
3+ Assists	—	4	7	17	—	28
2+ Steals	—	6	8	10	1	25
Led Team in Pts	—	—	2	11	—	13
Led Team in Rebs	—	—	3	4	—	7
Led Team in Asts	—	1	3	14	—	18
Led Team in Stls	—	3	—	10	1	14

PERSONAL HIGHS

Points

Season	3 vs. Florida A&M (11/10/21)
Career	22 twice (last time vs. Fort Hays State (12/8/20))
Big 12	19 vs. Oklahoma (2/23/21)

Field Goals Made

Season	—
Career	8 vs. Drake (11/25/20)
Big 12	7 vs. Oklahoma (2/23/21)

Field Goals Attempted

Season	6 vs. Florida A&M (11/10/21)
Career	17 vs. TCU (1/2/21)
Big 12	17 vs. TCU (1/2/21)

3-Point Field Goals Made

Season	—
Career	5 vs. Oklahoma (2/23/21)
Big 12	5 vs. Oklahoma (2/23/21)

3-Point Field Goals Attempted

Season	3 vs. Florida A&M (11/10/21)
Career	11 vs. Texas Tech (2/6/21)
Big 12	11 vs. Texas Tech (2/6/21)

Free Throws Made

Season	3 vs. Florida A&M (11/10/21)
Career	9 vs. Iowa State (3/7/21)
Big 12	9 vs. Iowa State (3/7/21)

Free Throws Attempted

Season	4 vs. Florida A&M (11/10/21)
Career	10 vs. Iowa State (3/7/21)
Big 12	10 vs. Iowa State (3/7/21)

Rebounds

Season	4 vs. Florida A&M (11/10/21)
Career	9 at TCU (2/20/21)
Big 12	9 at TCU (2/20/21)

Assists

Season	2 vs. Omaha (11/17/21)
Career	8 vs. Milwaukee (12/11/20)
Big 12	6 vs. TCU (1/2/21)

Blocked Shots

Season	—
Career	1, 7 times
Big 12	1, 3 times

Steals

Season	2 vs. Florida A&M (11/10/21)
Career	3 twice
Big 12	2, 4 times

Minutes

Season	17 vs. Omaha (11/17/21)
Career	40 twice
Big 12	40 twice

SEASON STATS

PPG	RPG	APG	FG%	3FG%	FT%
1.5	3.5	1.5	0.0	0.0	75.0

MCGUIRL AT A GLANCE

- ▶ Opted to return for an extra year of eligibility in 2021-22.
- ▶ Saw his streak of consecutive games started end at 35 games after coming off the bench vs. Omaha (11/17/21).
- ▶ Named to the 2021 All-Big 12 Honorable Mention Team.
- ▶ Led in 12 categories, including points (342), double-digit scoring games (20), field goals made (112), 3-point field goals made (60), free throws made (58) and attempted (76), assists (103) and steals (30), in 2020-21.
- ▶ Matched his career-high of 22 points twice in 2020-21 (his only career 20-point games) against Drake (11/25/20) and Fort Hays State (12/8/20).
- ▶ Has scored in double figures in 30 career games, including 23 times in the last 34 games played dating back to last season... Of his 708 career points, 545 have come in the last 3 seasons (9.2 ppg./59 games).
- ▶ His 60 3-pointers in 2020-21 surpassed his entire total from his first 3 years... Has at least 3 triples in 13 games, including career-high 5 vs. No. 7/8 Oklahoma (2/23/21)... Ranked ninth in the Big 12 in 3-point field goal per game (2.1).
- ▶ Dished out a team-best 103 assists (to 77 TOs) in 2020-21... Had at least 5 assists in 11 games... He is the 40th Wildcat to tally 100 assists in a single season, while he is the 28th Wildcat to eclipse 200 in a career.

LAST GAME (vs. Omaha (11/17/21))

MIN	PTS	REBS	ASTS	BLKS	STLS
17	0	3	2	0	1

TOP PERFORMANCES

- ▶ Played a huge role in the NCAA Tournament First Round win over Creighton (3/16/18), scoring in double figures for the first time in his career with 17 points off the bench. It was the most points by a freshman in an NCAA Tournament game since **Michael Beasley** scored 23 vs. Wisconsin (3/20/08).
- ▶ Posted his first career 20-point game in the 2020 opener against Drake (11/25/20), scoring a game-high 22 points on 8-of-15 field goals, including 3-of-8 from 3-point range.
- ▶ Played a complete game in the win at TCU (2/20/21) with game-highs in points (16), rebounds (9) and assists (5).
- ▶ Set a career-high with 5 3-pointers in the win over No. 7/8 Oklahoma (2/23/21) to finish with a team-high 19 points.

BACKGROUND

- ▶ Was expected to redshirt his freshman season in 2017-18, as he did not play in the first 13 games, but was pressed into action due to the injury to **Kamau Stokes** at 18/18 Texas Tech (1/16/18) then again with the injury to **Dean Wade** at the Big 12 Championship and NCAA Tournament.

2021-22 GAME-BY-GAME STATISTICS

Date	Opponent	GS	MIN	FG	3PT	FT	O	D	TR	PF	AST	TO	BLK	STL	PTS	+/-
Nov. 10	FLORIDA A&M	*	15	0-6	0-3	3-4	0	4	4	2	1	4	0	2	3	0
Nov. 17	OMAHA		17	0-1	0-0	0-0	1	2	3	3	2	3	0	1	0	-20
Nov. 22	vs. Arkansas															
Nov. 23	vs. Cincinnati/Illinois															
Nov. 28	NORTH DAKOTA															
Dec. 1	UALBANY															
Dec. 5	@Wichita State															
Dec. 8	MARQUETTE															
Dec. 12	GREEN BAY															
Dec. 19	@Nebraska															
Dec. 21	MCNEESE STATE															
Dec. 29	MORGAN STATE															
Jan. 1	@Oklahoma*															
Jan. 4	TEXAS*															
Jan. 8	@West Virginia*															
Jan. 12	TCU*															
Jan. 15	TEXAS TECH*															
Jan. 18	@Texas*															
Jan. 22	KANSAS*															
Jan. 25	@Baylor*															
Jan. 29	@Ole Miss															
Feb. 2	OKLAHOMA STATE*															
Feb. 5	@TCU*															
Feb. 9	BAYLOR*															
Feb. 12	@Iowa State*															
Feb. 14	WEST VIRGINIA*															
Feb. 19	@Oklahoma State*															
Feb. 22	@Kansas*															
Feb. 26	IOWA STATE*															
Feb. 28	@Texas Tech*															
Mar. 5	OKLAHOMA*															

MCGUIRL'S CAREER STATS

YEAR	GP	GS	Min	Avg.	FGM	FGA	Pct.	3FGM	3FGA	Pct.	FTM	FTA	Pct.	Off	Def	Tot	Avg.	PF	Ast	TO	Blk	Stl	Pts	Avg.
2017-18 (Fr.)	12	0	150	12.5	13	39	.333	5	21	.238	9	12	.750	6	12	18	1.5	10	11	6	1	3	40	3.3
2018-19 (So.)	34	2	572	16.8	44	120	.367	18	65	.277	17	27	.630	16	35	51	1.5	56	42	23	2	25	123	3.6
2019-20 (Jr.)	29	20	717	24.7	66	156	.423	35	88	.398	33	50	.660	18	51	69	2.4	65	53	29	2	27	200	6.9
2020-21 (Sr.)	29	29	993	34.3	112	315	.356	60	190	.316	58	76	.763	18	91	109	3.8	74	103	77	2	30	342	11.8
2021-22 (Sr.)	2	1	32	16.1	0	7	.000	0	3	.000	3	4	.750	1	6	7	3.5	5	3	7	0	3	3	1.5
Totals	106	52	2465	23.3	235	637	.369	118	367	.322	120	169	.710	59	195	254	2.4	210	212	142	7	88	708	6.7



1

G | JR.-TR



MARKQUIS NOWELL

G | 5-8 | 160 | Jr.-TR | Harlem, N.Y. | The Patrick School | Little Rock

[@MrNewYorkCity](#) [mr.newyorkcity](#)

 2020 Lou Henson All-American
2020 First Team All-Sun Belt // 3-time SBC Player of Week

SUPERLATIVES

	FR	SO	JR ₁	JR ₂	SR	CAR
10+ Points	—	—	12	—	1	49
20+ Points	—	—	1	—	—	17
30+ Points	—	—	—	—	—	3
4+ 3FGM	—	—	2	—	—	17
5+ Rebounds	—	—	4	—	—	17
5+ Assists	—	—	9	—	1	35
10+ Assists	—	—	4	—	—	5
2+ Steals	—	—	10	—	1	38
Double-Doubles	—	1	4	—	—	5

PERSONAL HIGHS

Points

Season	11 vs. Omaha (11/17/21)
Career	34 vs. SE Oklahoma State (11/8/18)
Big 12	—

Field Goals Made

Season	2 twice
Career	12 vs. SE Oklahoma State (11/8/18)
Big 12	—

Field Goals Attempted

Season	8 vs. Omaha (11/17/21)
Career	25 vs. ULM (2/27/20)
Big 12	—

3-Point Field Goals Made

Season	2 vs. Omaha (11/17/21)
Career	8 at ULM (12/19/19)
Big 12	—

3-Point Field Goals Attempted

Season	5 vs. Omaha (11/17/21)
Career	19 vs. ULM (2/27/20)
Big 12	—

Free Throws Made

Season	5 vs. Omaha (11/17/21)
Career	12, twice (last time vs. Arkansas State (2/8/20))
Big 12	—

Free Throws Attempted

Season	6 vs. Omaha (11/17/21)
Career	14 vs. St. Francis Brooklyn (11/26/19)
Big 12	—

Rebounds

Season	3 vs. Omaha (11/17/21)
Career	9 vs. Duquesne (11/30/20)
Big 12	—

Assists

Season	6 vs. Florida A&M (11/10/21)
Career	13, twice (last time vs. Central Arkansas (12/6/20))
Big 12	—

Blocked Shots

Season	—
Career	1, twice (last time vs. Louisiana (2/27/20))
Big 12	—

Steals

Season	2 vs. Omaha (11/17/21)
Career	6 vs. Prairie View A&M (11/25/20)
Big 12	—

Minutes

Season	23 vs. Florida A&M (11/10/21)
Career	41 at Georgetown (12/22/18)
Big 12	—

NOWELL'S CAREER STATS

YEAR	GP	GS	Min	Avg.	FGM	FGA	Pct.	3FGM	3FGA	Pct.	FTM	FTA	Pct.	Off	Def	Tot	Avg.	PF	Ast	TO	Blk	Stl	Pts	Avg.
*2018-19 (Fr.)	25	18	761	30.4	95	249	.382	46	130	.354	42	53	.792	10	69	79	3.2	54	105	83	0	36	278	11.1
*2019-20 (So.)	28	26	938	33.5	151	354	.427	77	197	.391	102	116	.879	9	74	83	3.0	58	136	104	2	62	481	17.2
*2020-21 (Jr.)	15	8	457	30.5	63	183	.344	33	99	.333	55	63	.873	15	44	59	3.9	31	90	59	0	35	214	14.3
2021-22 (Jr.)	2	0	44	22.0	4	13	.308	2	7	.286	7	8	.875	0	5	5	2.5	3	9	3	0	2	17	8.5
Totals	70	52	2198	31.4	313	799	.392	158	433	.365	206	240	.858	34	192	226	3.2	146	340	249	2	135	990	14.1

*at Little Rock

SEASON STATS

PPG	RPG	APG	FG%	3FG%	FT%
8.5	2.5	4.5	30.8	28.6	87.5

NOWELL AT A GLANCE

- ▶ The Little Rock transfer has come off the bench in the first 2 games, averaging 8.5 points, 4.5 assists and 2.5 rebounds in 22.0 minutes per game.
- ▶ Needs just 10 points to eclipse 1,000 in his career, as he has scored 990 points on 39.2 percent shooting, including 36.5 percent from 3-point range, and 85.8 percent shooting from the free throw line.
- ▶ Has 49 career double-digit scoring games, including 17 games of 20 or more points and 3 games of 30 or more points.
- ▶ Has collected 5 career double-doubles (points/assists), including 4 in 2020-21 at Little Rock... Had a near triple-double at Duquesne (11/30/20).
- ▶ Has made 158 career 3-pointers on 36.5 percent shooting, as his 156 career treys rank 8th on career 3-point field goals made list at Little Rock... Has posted 17 games of 4 or more 3-point field goals.
- ▶ Has averaged nearly 5 assists per game (4.9) in his college career, including more than 100 in 2 of his 3 seasons at Little Rock... Boasts a 1.37 assist/turnover ratio (340 assists to 249 turnovers) in his college career.
- ▶ The career record holder in free throw percentage (85.7/197-of-230) in Little Rock history, including second-best single-season mark (87.9/102-of-116).
- ▶ Has played in 69 career games in college with 51 starts.

2021-22 GAME-BY-GAME STATISTICS

Date	Opponent	GS	MIN	FG	3PT	FT	O	D	TR	PF	AST	TO	BLK	STL	PTS	+/-
Nov. 10	FLORIDA A&M		23	2-5	0-2	2-2	0	2	2	2	6	2	0	0	6	4
Nov. 17	OMAHA		21	2-8	2-5	5-6	0	3	3	1	3	1	0	2	11	-5
Nov. 22	vs. Arkansas															
Nov. 23	vs. Cincinnati/Illinois															
Nov. 28	NORTH DAKOTA															
Dec. 1	UALBANY															
Dec. 5	@Wichita State															
Dec. 8	MARQUETTE															
Dec. 12	GREEN BAY															
Dec. 19	@Nebraska															
Dec. 21	McNEESE STATE															
Dec. 29	MORGAN STATE															
Jan. 1	@Oklahoma*															
Jan. 4	TEXAS*															
Jan. 8	@West Virginia*															
Jan. 12	TCU*															
Jan. 15	TEXAS TECH*															
Jan. 18	@Texas*															
Jan. 22	KANSAS*															
Jan. 25	@Baylor*															
Jan. 29	@Ole Miss															
Feb. 2	OKLAHOMA STATE*															
Feb. 5	@TCU*															
Feb. 9	BAYLOR*															
Feb. 12	@Iowa State*															
Feb. 14	WEST VIRGINIA*															
Feb. 19	@Oklahoma State*															
Feb. 22	@Kansas*															
Feb. 26	IOWA STATE*															
Feb. 28	@Texas Tech*															
Mar. 5	OKLAHOMA*															

Wildcats

2

G | FR.-HS



MAXIMUS EDWARDS

G | 6-5 | 220 | Fr.-HS | Stratford, Conn. | Our Saviour Lutheran [N.Y.]

[@maxgotgame2](#)

[_maxgotgame](#)

SUPERLATIVES

	FR	SO	JR	SR	CAR
10+ Points	—	—	—	—	—
20+ Points	—	—	—	—	—
3+ 3FGM	—	—	—	—	—
3+ Assists	—	—	—	—	—
2+ Steals	—	—	—	—	—
Led Team in Pts	—	—	—	—	—
Led Team in Rebs	—	—	—	—	—
Led Team in Asts	—	—	—	—	—
Led Team in Stls	—	—	—	—	—

PERSONAL HIGHS

■ Points	—
Season	—
Career	—
Big 12	—
■ Field Goals Made	—
Season	—
Career	—
Big 12	—
■ Field Goals Attempted	—
Season	—
Career	—
Big 12	—
■ 3-Point Field Goals Made	—
Season	—
Career	—
Big 12	—
■ 3-Point Field Goals Attempted	—
Season	—
Career	—
Big 12	—
■ Free Throws Made	—
Season	—
Career	—
Big 12	—
■ Free Throws Attempted	—
Season	—
Career	—
Big 12	—
■ Rebounds	—
Season	—
Career	—
Big 12	—
■ Assists	—
Season	—
Career	—
Big 12	—
■ Blocked Shots	—
Season	—
Career	—
Big 12	—
■ Steals	—
Season	—
Career	—
Big 12	—
■ Minutes	—
Season	—
Career	—
Big 12	—

SEASON STATS

PPG	RPG	APG	FG%	3FG%	FT%
—	—	—	—	—	—

EDWARDS AT A GLANCE

► Expected to miss extended time due to an injury suffered in practice.

LAST GAME (n/a)

MIN	PTS	REBS	ASTS	BLKS	STLS
—	—	—	—	—	—

TOP PERFORMANCES

► Has not played this season.

BACKGROUND

- Played 2 seasons (2019-21) at Our Saviour Lutheran School in the Bronx.
- Averaged team-best 19.9 ppg., 6.1 rpg., 2.9 apg., 1.7 spg., at OSL in 2020-21.
- All-time leading scorer at Bunnell High School with more than 1,600 career points, including 37 in his final game in 2019 to set the all-time record.

2021-22 GAME-BY-GAME STATISTICS

Date	Opponent	GS	MIN	FG	3PT	FT	O	D	TR	PF	AST	TO	BLK	STL	PTS	+/-
Nov. 10	FLORIDA A&M	—	—	—	—	—	—	—	—	—	—	—	—	—	—	—
Nov. 17	OMAHA	—	—	—	—	—	—	—	—	—	—	—	—	—	—	—
Nov. 22	vs. Arkansas															
Nov. 23	vs. Cincinnati/Illinois															
Nov. 28	NORTH DAKOTA															
Dec. 1	UALBANY															
Dec. 5	@Wichita State															
Dec. 8	MARQUETTE															
Dec. 12	GREEN BAY															
Dec. 19	@Nebraska															
Dec. 21	McNEESE STATE															
Dec. 29	MORGAN STATE															
Jan. 1	@Oklahoma*															
Jan. 4	TEXAS*															
Jan. 8	@West Virginia*															
Jan. 12	TCU*															
Jan. 15	TEXAS TECH*															
Jan. 18	@Texas*															
Jan. 22	KANSAS*															
Jan. 25	@Baylor*															
Jan. 29	@Ole Miss															
Feb. 2	OKLAHOMA STATE*															
Feb. 5	@TCU*															
Feb. 9	BAYLOR*															
Feb. 12	@Iowa State*															
Feb. 14	WEST VIRGINIA*															
Feb. 19	@Oklahoma State*															
Feb. 22	@Kansas*															
Feb. 26	IOWA STATE*															
Feb. 28	@Texas Tech*															
Mar. 5	OKLAHOMA*															

EDWARDS' CAREER STATS

YEAR	GP	GS	Min	Avg.	FGM	FGA	Pct.	3FGM	3FGA	Pct.	FTM	FTA	Pct.	Off	Def	Tot	Avg.	PF	Ast	TO	Blk	Stl	Pts	Avg.
2021-22 (Fr.)	—	—	—	—	—	—	—	—	—	—	—	—	—	—	—	—	—	—	—	—	—	—	—	—
Totals	—	—	—	—	—	—	—	—	—	—	—	—	—	—	—	—	—	—	—	—	—	—	—	—

3

G | SO.-1L



SELTON MIGUEL*

G | 6-4 | 210 | So.-1L | Luanda, Angola | West Oaks Academy [Fla.]

@selton_miguel

hollywood.sei



2021 All-Big 12 Honorable Mention
2019, 2020 Academic All-Big 12

SUPERLATIVES

	FR	SO	JR	SR	CAR
10+ Points	7	—	—	—	7
20+ Points	—	—	—	—	—
3+ 3FGM	2	—	—	—	2
5+ Assists	4	1	—	—	5
2+ Steals	6	—	—	—	6
Led Team in Pts	1	—	—	—	1
Led Team in Rebs	3	1	—	—	4
Led Team in Asts	7	1	—	—	8
Led Team in Stls	8	—	—	—	8

PERSONAL HIGHS

Points	10 vs. Florida A&M (11/10/21)
Career	17 twice (last at Texas Tech (1/5/21))
Big 12	17 at Texas Tech (1/5/21)
Field Goals Made	4 twice
Season	7 vs. Milwaukee (12/11/20)
Career	6 at Texas Tech (1/5/21)
Field Goals Attempted	6 twice
Season	14 twice (last vs. Omaha (12/29/20))
Big 12	11 twice (last vs. Oklahoma State (1/9/21))
3-Point Field Goals Made	2 vs. Florida A&M (11/10/21)
Season	3 twice (last vs. Omaha (12/29/20))
Career	3 vs. Baylor (12/19/20)
3-Point Field Goals Attempted	2 vs. Florida A&M (11/10/21)
Season	8 vs. Omaha (12/29/20)
Big 12	5, 4 times (last time at Kansas (2/2/21))
Free Throws Made	—
Season	6 vs. Fort Hays State (12/8/20)
Career	4 twice (last time at Baylor (1/27/21))
Free Throws Attempted	1 vs. Florida A&M (11/10/21)
Season	8 vs. Fort Hays State (12/8/20)
Big 12	7 at Texas (1/16/21)
Rebounds	7 vs. Florida A&M (11/10/21)
Season	7 twice (last time vs. Florida A&M (11/10/21))
Career	7 at Oklahoma (1/19/21)
Assists	6 vs. Omaha (11/17/21)
Season	7 twice (last time vs. Iowa State (3/6/21))
Career	7 vs. Iowa State (3/6/21)
Blocked Shots	—
Season	1, 4 times (last time vs. Oklahoma (2/23/21))
Career	1 twice (last time vs. Oklahoma (2/23/21))
Steals	1 vs. Omaha (11/17/21)
Season	3 twice (last time vs. TCU (3/10/21))
Career	3 at Iowa State (12/15/20)
Minutes	24 vs. Omaha (11/17/21)
Season	39 vs. Oklahoma State (1/9/21)
Career	39 vs. Oklahoma State (1/9/21)

MIGUEL'S CAREER STATS

YEAR	GP	GS	Min	Avg.	FGM	FGA	Pct.	3FGM	3FGA	Pct.	FTM	FTA	Pct.	Off	Def	Tot	Avg.	PF	Ast	TO	Blk	Stl	Pts	Avg.
2020-21 (Fr.)	29	22	797	27.5	70	212	.330	20	89	.225	48	70	.686	23	66	89	3.1	68	64	72	4	26	208	7.2
2021-22 (So.)	2	1	47	23.4	8	12	.667	2	3	.667	0	1	.000	1	9	10	5.0	3	7	6	0	1	18	9.0
Totals	31	23	844	27.2	78	224	.348	22	92	.239	48	71	.676	24	75	99	3.2	71	71	79	4	27	226	7.3

SEASON STATS

PPG	RPG	APG	FG%	3FG%	FT%
9.0	5.0	3.5	66.7	66.7	0.0

MIGUEL AT A GLANCE

- Returned to the starting lineup vs. Omaha (11/17/21), tying for the lead with 6 assists to go with 8 points on 4-of-5 shooting with 3 rebounds in 24 minutes.
- Came off the bench in the opener vs. Florida A&M (11/10/21), scoring all 10 points during a pivotal stretch that lifted the Wildcats to victory... Finished with a team-high 7 rebounds to go with an assist in 23 minutes.
- Spent the summer playing with the Angolan National Team, as they competed in the FIBA Olympic Qualifying Tournament in Kaunas, Lithuania for a spot in the Tokyo Olympics... Earned valuable minutes off the bench, playing against Poland and Slovenia, including NBA stars **Luka Doncic** and **Zoran Dragic**.
- Was the youngest member of the 17-member of the Angolan National Team and the only current college athlete.
- Was one of 3 players (along with **Mike McGuirl** and **Davion Bradford**) to play in all 29 games in 2020-21... Started in 22 of 29 games with all 22 starts coming in the last 24 games... The 22 starts ranked fourth on the team.
- Was part of the true freshman trio, along with **Davion Bradford** and **Nijel Pack**, that combined to log 71 starts in 2020-21, which ranked second nationally behind Kentucky (72) for most combined true freshmen starts.
- Ranked among the top-5 in several team categories in 2020-21, including third in 3-pointers (20) and assists (64) and fifth in scoring (7.2 ppg.)

2021-22 GAME-BY-GAME STATISTICS

Date	Opponent	GS	MIN	FG	3PT	FT	O	D	TR	PF	AST	TO	BLK	STL	PTS	+/-
Nov. 10	FLORIDA A&M		23	4-6	2-2	0-1	1	6	7	2	1	2	0	0	10	5
Nov. 17	OMAHA	*	24	4-6	0-1	0-0	0	3	3	1	6	4	0	1	8	3
Nov. 22	vs. Arkansas															
Nov. 23	vs. Cincinnati/Illinois															
Nov. 28	NORTH DAKOTA															
Dec. 1	UALBANY															
Dec. 5	@Wichita State															
Dec. 8	MARQUETTE															
Dec. 12	GREEN BAY															
Dec. 19	@Nebraska															
Dec. 21	McNEESE STATE															
Dec. 29	MORGAN STATE															
Jan. 1	@Oklahoma*															
Jan. 4	TEXAS*															
Jan. 8	@West Virginia*															
Jan. 12	TCU*															
Jan. 15	TEXAS TECH*															
Jan. 18	@Texas*															
Jan. 22	KANSAS*															
Jan. 25	@Baylor*															
Jan. 29	@Ole Miss															
Feb. 2	OKLAHOMA STATE*															
Feb. 5	@TCU*															
Feb. 9	BAYLOR*															
Feb. 12	@Iowa State*															
Feb. 14	WEST VIRGINIA*															
Feb. 19	@Oklahoma State*															
Feb. 22	@Kansas*															
Feb. 26	IOWA STATE*															
Feb. 28	@Texas Tech*															
Mar. 5	OKLAHOMA*															

Wildcats

4

F | SO.-1L



SERYEE LEWIS*

F | 6-9 | 230 | So.-1L | Chicago, Ill. | Compass Prep [Ariz.]

@Seryee2020

seryeeeee

SUPERLATIVES

	FR	SO	JR	SR	CAR
10+ Points	—	—	—	—	—
20+ Points	—	—	—	—	—
10+ Rebounds	—	—	—	—	—
Double-Doubles	—	—	—	—	—
2+ Blocks	—	—	—	—	—
Led Team in Pts	—	—	—	—	—
Led Team in Rebs	—	—	—	—	—
Led Team in Asts	—	—	—	—	—
Led Team in Stls	—	—	—	—	—

PERSONAL HIGHS

Points

Season	—
Career	9 at Baylor (1/27/21)
Big 12	9 at Baylor (1/27/21)

Field Goals Made

Season	—
Career	4 at Baylor (1/27/21)
Big 12	4 at Baylor (1/27/21)

Field Goals Attempted

Season	—
Career	5 at Baylor (1/27/21)
Big 12	5 at Baylor (1/27/21)

3-Point Field Goals Made

Season	—
Career	—
Big 12	—

3-Point Field Goals Attempted

Season	—
Career	—
Big 12	—

Free Throws Made

Season	—
Career	3 vs. Fort Hays State (12/8/20)
Big 12	1, 3 times (last time at West Virginia (2/27/21))

Free Throws Attempted

Season	—
Career	5 twice (last time at Baylor (1/27/21))
Big 12	5 at Baylor (1/27/21)

Rebounds

Season	—
Career	5 vs. Jacksonville (12/21/20)
Big 12	3 twice (last time at Oklahoma (1/19/21))

Assists

Season	—
Career	—
Big 12	—

Blocked Shots

Season	—
Career	—
Big 12	—

Steals

Season	—
Career	1, 3 times (last time at Baylor (1/27/21))
Big 12	1, twice (last time at Baylor (1/27/21))

Minutes

Season	—
Career	14 vs. Baylor (12/19/20)
Big 12	14 vs. Baylor (12/19/20)

SEASON STATS

PPG	RPG	APG	FG%	3FG%	FT%
—	—	—	—	—	—

LEWIS AT A GLANCE

▶ Will miss the 2020-21 season after suffering a knee injury in the preseason.

LAST GAME (n/a)

MIN	PTS	REBS	ASTS	BLKS	STLS
—	—	—	—	—	—

TOP PERFORMANCES

- ▶ Not expected to play in 2021-22.
- ▶ Scored 4 points in his first college game against Drake (11/25/20) on 2-of-2 field goals with 2 rebounds in 2 minutes of action off the bench.
- ▶ Posted 2 points and 2 rebounds in his first Big 12 game vs. No. 2/2 Baylor (12/19/20) in 14 minutes of action.
- ▶ Collected season-highs for points (6) and rebounds (5) in the win over Jacksonville (12/21/20).
- ▶ Was solid in 12 minutes of action at No. 18/19 Texas Tech (1/5/21) with 4 points on 2-of-2 shooting with 4 rebounds.

BACKGROUND

- ▶ A late signee who ended up seeing action in 18 games in 2020-21.
- ▶ Helped the AZ Compass Prep School to a 24-6 record as a senior in 2019-20, which included a trip to the semifinals of The Grind Session World Championship.
- ▶ Averaged a double-double (13.2 ppg., 10.1 rpg.) as a senior in 2019-20.

2021-22 GAME-BY-GAME STATISTICS

Date	Opponent	GS	MIN	FG	3PT	FT	O	D	TR	PF	AST	TO	BLK	STL	PTS	+/-
Nov. 10	FLORIDA A&M	—	—	—	—	—	—	—	—	—	—	—	—	—	—	—
Nov. 17	OMAHA	—	—	—	—	—	—	—	—	—	—	—	—	—	—	—
Nov. 22	vs. Arkansas															
Nov. 23	vs. Cincinnati/Illinois															
Nov. 28	NORTH DAKOTA															
Dec. 1	UALBANY															
Dec. 5	@Wichita State															
Dec. 8	MARQUETTE															
Dec. 12	GREEN BAY															
Dec. 19	@Nebraska															
Dec. 21	McNEESE STATE															
Dec. 29	MORGAN STATE															
Jan. 1	@Oklahoma*															
Jan. 4	TEXAS*															
Jan. 8	@West Virginia*															
Jan. 12	TCU*															
Jan. 15	TEXAS TECH*															
Jan. 18	@Texas*															
Jan. 22	KANSAS*															
Jan. 25	@Baylor*															
Jan. 29	@Ole Miss															
Feb. 2	OKLAHOMA STATE*															
Feb. 5	@TCU*															
Feb. 9	BAYLOR*															
Feb. 12	@Iowa State*															
Feb. 14	WEST VIRGINIA*															
Feb. 19	@Oklahoma State*															
Feb. 22	@Kansas*															
Feb. 26	IOWA STATE*															
Feb. 28	@Texas Tech*															
Mar. 5	OKLAHOMA*															

LEWIS' CAREER STATS

YEAR	GP	GS	Min	Avg.	FGM	FGA	Pct.	3FGM	3FGA	Pct.	FTM	FTA	Pct.	Off	Def	Tot	Avg.	PF	Ast	TO	Blk	Stl	Pts	Avg.
2020-21 (Fr.)	18	0	98	5.5	15	24	.625	0	0	.000	6	14	.429	6	14	20	1.1	17	0	7	0	4	36	2.0
2021-22 (So.)	—	—	—	—	—	—	—	—	—	—	—	—	—	—	—	—	—	—	—	—	—	—	—	—
Totals	18	0	98	5.5	15	24	.625	0	0	.000	6	14	.429	6	14	20	1.1	17	0	7	0	4	36	2.0

12

F | JR.-1L



CARLTON LINGUARD, JR.*

F | 7-0 | 220 | Jr.-1L | San Antonio, Texas | Stevens | Temple College [Texas]

[@TheOneTwo_](#)

SUPERLATIVES

	FR	SO	JR	SR	CAR
10+ Points	—	1	—	—	1
20+ Points	—	—	—	—	—
3+ 3FGM	—	—	—	—	—
3+ Assists	—	—	—	—	—
2+ Steals	—	—	—	—	—
Led Team in Pts	—	—	—	—	—
Led Team in Rebs	—	—	—	—	—
Led Team in Asts	—	—	—	—	—
Led Team in Stls	—	—	—	—	—

PERSONAL HIGHS

■ Points	
Season	—
Career	10 at Iowa State (12/15/20)
Big 12	10 at Iowa State (12/15/20)
■ Field Goals Made	
Season	—
Career	4 at Iowa State (12/15/20)
Big 12	4 at Iowa State (12/15/20)
■ Field Goals Attempted	
Season	—
Career	7 vs. Jacksonville (12/21/20)
Big 12	4 twice (last time vs. TCU (1/2/21))
■ 3-Point Field Goals Made	
Season	—
Career	2 at Iowa State (12/15/20)
Big 12	2 at Iowa State (12/15/20)
■ 3-Point Field Goals Attempted	
Season	—
Career	2 at Iowa State (12/15/20)
Big 12	2 at Iowa State (12/15/20)
■ Free Throws Made	
Season	—
Career	1 twice (last time vs. TCU (1/2/21))
Big 12	1 vs. TCU (1/2/21)
■ Free Throws Attempted	
Season	—
Career	2 vs. TCU (1/2/21)
Big 12	2 vs. TCU (1/2/21)
■ Rebounds	
Season	—
Career	5 vs. Jacksonville (12/21/20)
Big 12	3 twice (last time at Oklahoma (1/19/21))
■ Assists	
Season	—
Career	—
Big 12	—
■ Blocked Shots	
Season	—
Career	—
Big 12	—
■ Steals	
Season	—
Career	1, 3 times (last time at Baylor (1/27/21))
Big 12	1 twice (last time at Baylor (1/27/21))
■ Minutes	
Season	—
Career	14 vs. Baylor (12/19/20)
Big 12	14 vs. Baylor (12/19/20)

SEASON STATS

PPG	RPG	APG	FG%	3FG%	FT%
—	—	—	—	—	—

LINGUARD AT A GLANCE

► Still recovering from offseason surgery with his timetable to return uncertain... Has returned to practice.

LAST GAME (n/a)

MIN	PTS	REBS	ASTS	BLKS	STLS
—	—	—	—	—	—

TOP PERFORMANCES

- Has not played in 2021-22.
- Collected his first career double-digit scoring game with 10 points on 4-of-4 field goals and 2-of-2 free throws in the road win at Iowa State (12/15/20).
- Went a perfect 3-of-3 from the field vs. Omaha (12/29/20) with 7 points, 3 rebounds and a steal in 13 minutes.
- Scored 4 points vs. Fort Hays State (12/8/20) in his college debut on 2-of-3 field goals with 2 rebounds in 8 minutes.

BACKGROUND

- Struggled with injuries with most of the 2020-21 season, missing 12 games.
- Qualifier out of high school who played one season (2019-20) at NJCAA member Temple College to gain more exposure, emerging as one of the best community college players, ranking as the 12th-best prospect by 247Sports.com... Ranked in the NJCAA's Top 5 in blocks (3.6 bpg.) and offense boards (4.3 orgp.).

2021-22 GAME-BY-GAME STATISTICS

Date	Opponent	GS	MIN	FG	3PT	FT	O	D	TR	PF	AST	TO	BLK	STL	PTS	+/-
Nov. 10	FLORIDA A&M	—	—	—	—	—	—	—	—	—	—	—	—	—	—	—
Nov. 17	OMAHA	—	—	—	—	—	—	—	—	—	—	—	—	—	—	—
Nov. 22	vs. Arkansas															
Nov. 23	vs. Cincinnati/Illinois															
Nov. 28	NORTH DAKOTA															
Dec. 1	UALBANY															
Dec. 5	@Wichita State															
Dec. 8	MARQUETTE															
Dec. 12	GREEN BAY															
Dec. 19	@Nebraska															
Dec. 21	McNEESE STATE															
Dec. 29	MORGAN STATE															
Jan. 1	@Oklahoma*															
Jan. 4	TEXAS*															
Jan. 8	@West Virginia*															
Jan. 12	TCU*															
Jan. 15	TEXAS TECH*															
Jan. 18	@Texas*															
Jan. 22	KANSAS*															
Jan. 25	@Baylor*															
Jan. 29	@Ole Miss															
Feb. 2	OKLAHOMA STATE*															
Feb. 5	@TCU*															
Feb. 9	BAYLOR*															
Feb. 12	@Iowa State*															
Feb. 14	WEST VIRGINIA*															
Feb. 19	@Oklahoma State*															
Feb. 22	@Kansas*															
Feb. 26	IOWA STATE*															
Feb. 28	@Texas Tech*															
Mar. 5	OKLAHOMA*															

LINGUARD'S CAREER STATS

YEAR	GP	GS	Min	Avg.	FGM	FGA	Pct.	3FGM	3FGA	Pct.	FTM	FTA	Pct.	Off	Def	Tot	Avg.	PF	Ast	TO	Blk	Stl	Pts	Avg.
2020-21 (So.)	17	0	113	6.6	16	35	.457	4	11	.364	2	4	.500	7	15	22	1.3	12	3	5	2	2	38	2.2
2021-22 (Jr.)	—	—	—	—	—	—	—	—	—	—	—	—	—	—	—	—	—	—	—	—	—	—	—	—
Totals	17	0	113	6.6	16	35	.457	4	11	.364	2	4	.500	7	15	22	1.3	12	3	5	2	2	38	2.2

13

G | SR-TR



MARK SMITH

G | 6-4 | 225 | Sr.-TR | Edwardsville, Ill. | Edwardsville HS | Illinois | Missouri

[@Mark_Smith_13](#) [_marksmith13_](#)

SUPERLATIVES

	FR	SO	JR	SR ₁	SR ₂	CAR
10+ Points	6	11	10	13	2	42
20+ Points	1	2	2	—	—	5
2+ 3FGM	3	14	14	12	—	43
Double-Doubles	—	1	—	—	—	1
5+ Rebounds	—	11	7	8	1	27
3+ Assists	6	3	—	2	—	11
5+ Assists	—	—	—	—	—	—
Multiple Steals	3	1	5	4	—	13
30+ Minutes	1	10	11	15	1	38

PERSONAL HIGHS

Points	12 vs. Florida A&M (11/10/21)
Career	23 vs. Southern Illinois (12/15/19)
Big 12	—
Field Goals Made	4 twice
Career	8 twice (last time vs. Southern Illinois (12/15/19))
Big 12	—
Field Goals Attempted	10 vs. Florida A&M (11/10/21)
Career	15 vs. Texas A&M (1/21/20)
Big 12	—
3-Point Field Goals Made	1 vs. Florida A&M (11/10/21)
Career	7 vs. Southern Illinois (12/15/19)
Big 12	—
3-Point Field Goals Attempted	3 vs. Florida A&M (11/10/21)
Career	13 vs. Texas A&M (1/21/20)
Big 12	—
Free Throws Made	3 twice
Career	12 vs. DePaul (11/17/17)
Big 12	—
Free Throws Attempted	6 vs. Florida A&M (11/10/21)
Career	12 vs. DePaul (11/17/17)
Big 12	—
Rebounds	8 vs. Omaha (11/17/21)
Career	10 vs. Central Arkansas (11/6/18)
Big 12	—
Assists	2 vs. Omaha (11/17/21)
Career	13 twice (last time vs. Central Arkansas (12/6/20))
Big 12	—
Blocked Shots	—
Career	2, twice (last time vs. TCU (1/30/21))
Big 12	—
Steals	—
Career	5 vs. Alabama (2/6/21)
Big 12	—
Minutes	34 vs. Florida A&M (11/10/21)
Career	40 vs. UCF (12/2/18)
Big 12	—

SMITH'S CAREER STATS

YEAR	GP	GS	Min	Avg.	FGM	FGA	Pct.	3FGM	3FGA	Pct.	FTM	FTA	Pct.	Off	Def	Tot	Avg.	PF	Ast	TO	Blk	Stl	Pts	Avg.
*2017-18 (Fr.)	31	19	591	19.1	60	178	.337	16	69	.232	43	54	.796	18	24	42	1.4	77	42	39	2	18	179	5.8
**2018-19 (So.)	19	17	539	28.4	72	165	.436	49	109	.450	24	31	.774	13	86	99	5.2	45	30	26	1	13	217	11.4
**2019-20 (Jr.)	24	20	642	26.8	75	191	.393	53	143	.371	36	49	.735	8	86	94	3.9	42	18	29	1	22	239	10.0
**2020-21 (Sr.)	26	24	768	29.5	80	215	.372	40	127	.315	52	68	.765	14	70	84	3.2	62	26	39	4	25	252	9.7
2021-22 (Sr.)	2	2	59	29.3	8	15	.533	1	4	.250	6	10	.600	2	12	14	7.0	4	3	3	0	0	23	11.5
Totals	102	82	2599	25.5	295	764	.386	159	452	.352	161	212	.759	55	278	333	3.3	230	119	136	8	78	910	8.9

SEASON STATS

PPG	RPG	APG	FG%	3FG%	FT%
11.5	7.0	1.5	53.3	25.0	60.0

SMITH AT A GLANCE

- ▶ Opted to utilize his extra season of eligibility due to the COVID-19 pandemic and transfer to K-State for the 2021-22 season after stints at Illinois (2017-18) and Missouri (2018-21)... Helped get the Tigers to the 2021 NCAA Tournament.
- ▶ The fifth-year transfer is off to a strong start to the season, joining **Nijel Pack** as the only Wildcats to score in double figures in the first 2 games... Leads the team in rebounding (7.0 rpg.), while he is second in scoring (11.5 ppg.).
- ▶ Now has seen action in 102 games in his college career, including 82 starts... Most of which has come in 3 seasons with the Tigers (69 games, 61 starts).
- ▶ Closing in 1,000 career points in his college career, needing just 90 points.
- ▶ Has 42 career double-digit scoring games, including 19 games with 15 or more points and 5 games of 20 or more points.
- ▶ Has made 159 3-pointers in his career on 35.2 percent shooting... Shot a career best 45 percent from 3 as a sophomore in 2018-19, which led the SEC and was the fourth-highest by a sophomore in school history.
- ▶ This was K-State's third recruitment of Smith, who had the Wildcats among his finalists when the former Illinois Mr. Basketball selected Illinois out of high school and then again when he transferred after his freshman season in 2017-18 and ultimately decided to attend Missouri.

LAST GAME (vs. Omaha (11/17/21))

MIN	PTS	REBS	ASTS	BLKS	STLS
25	11	8	2	0	0

TOP PERFORMANCES

- ▶ Scored in double figures in his first game as Wildcat, totaling 12 points on 4-of-10 field goals and 3-of-6 free throws vs. Florida A&M (11/10/21) to go with 6 rebounds in a team-best 34 minutes of action.
- ▶ Grabbed a team-high 8 rebounds vs. Omaha (11/17/21) to go with 11 points on 4-of-5 field goals and 3-of-4 free throws in just under 25 minutes.
- ▶ His career-high in points came when he poured in 23 vs. Southern Illinois (12/15/19) on 8-of-11 shooting, including a career-best 7-of-9 from long range.
- ▶ Opened the 2020-21 season with 4 consecutive double-digit scoring games vs. 4 NCAA Tournament teams (Oral Roberts, Oregon, Wichita State and Liberty), including 19 points in a win over the Shockers (12/6/20).
- ▶ His lone double-double came in first Missouri game vs. C. Arkansas (11/16/18).

BACKGROUND


- ▶ Was considered a Major League pitching prospect in high school, committing to Missouri as a junior, before an injury to his flexor pronator tendon in his throwing elbow led him to focus solely on basketball.
- ▶ Mother, **Yvonne**, ranks in the top-20 in scoring in SIU-Edwardsville history, while father, **Anthony**, scored more than 500 points at Southern Illinois & SIUE.

2021-22 GAME-BY-GAME STATISTICS

Date	Opponent	GS	MIN	FG	3PT	FT	O	D	TR	PF	AST	TO	BLK	STL	PTS	+/-
Nov. 10	FLORIDA A&M	*	34	4-10	1-3	3-6	1	5	6	2	1	1	0	0	12	6
Nov. 17	OMAHA	*	25	4-5	0-1	3-4	1	7	8	2	2	2	0	0	11	33
Nov. 22	vs. Arkansas															
Nov. 23	vs. Cincinnati/Illinois															
Nov. 28	NORTH DAKOTA															
Dec. 1	UALBANY															
Dec. 5	@Wichita State															
Dec. 8	MARQUETTE															
Dec. 12	GREEN BAY															
Dec. 19	@Nebraska															
Dec. 21	McNEESE STATE															
Dec. 29	MORGAN STATE															
Jan. 1	@Oklahoma*															
Jan. 4	TEXAS*															
Jan. 8	@West Virginia*															
Jan. 12	TCU*															
Jan. 15	TEXAS TECH*															
Jan. 18	@Texas*															
Jan. 22	KANSAS*															
Jan. 25	@Baylor*															
Jan. 29	@Ole Miss															
Feb. 2	OKLAHOMA STATE*															
Feb. 5	@TCU*															
Feb. 9	BAYLOR*															
Feb. 12	@Iowa State*															
Feb. 14	WEST VIRGINIA*															
Feb. 19	@Oklahoma State*															
Feb. 22	@Kansas*															
Feb. 26	IOWA STATE*															
Feb. 28	@Texas Tech*															
Mar. 5	OKLAHOMA*															

14

G | SR.-1L



DREW HONAS*

G | 6-2 | 175 | Sr.-1L | Medicine Lodge, Kan. | Medicine Lodge HS | Pratt CC

[@DrewHonas](#)

[drewhonas](#)

SUPERLATIVES

	FR	SO	JR	SR	CAR
10+ Points	—	—	—	—	—
20+ Points	—	—	—	—	—
3+ 3FGM	—	—	—	—	—
3+ Assists	—	—	—	—	—
2+ Steals	—	—	—	—	—
Led Team in Pts	—	—	—	—	—
Led Team in Rebs	—	—	—	—	—
Led Team in Asts	—	—	—	—	—
Led Team in Stls	—	—	—	—	—

PERSONAL HIGHS

■ Points	
Season	—
Career	2 vs. West Virginia (1/23/21)
Big 12	2 vs. West Virginia (1/23/21)
■ Field Goals Made	
Season	—
Career	1 vs. West Virginia (1/23/21)
Big 12	1 vs. West Virginia (1/23/21)
■ Field Goals Attempted	
Season	—
Career	3 vs. Jacksonville (12/21/20)
Big 12	1, 3 times
■ 3-Point Field Goals Made	
Season	—
Career	—
Big 12	—
■ 3-Point Field Goals Attempted	
Season	—
Career	1, 3 times
Big 12	1, twice
■ Free Throws Made	
Season	—
Career	—
Big 12	—
■ Free Throws Attempted	
Season	—
Career	—
Big 12	—
■ Rebounds	
Season	—
Career	1, twice
Big 12	1 at West Virginia (2/27/21)
■ Assists	
Season	—
Career	—
Big 12	—
■ Blocked Shots	
Season	—
Career	—
Big 12	—
■ Steals	
Season	—
Career	—
Big 12	—
■ Minutes	
Season	1+ vs. Omaha (11/17/21)
Career	2, 3 times
Big 12	2, twice

SEASON STATS

PPG	RPG	APG	FG%	3FG%	FT%
0.0	0.0	0.0	—	—	—

HONAS AT A GLANCE

► The second-year walk-on has seen action in 9 games in his career, including his first career action vs. No. 2/2 Baylor (12/19/20).

LAST GAME (vs. Omaha (11/17/21))

MIN	PTS	REBS	ASTS	BLKS	STLS
1+	0	0	0	0	0

TOP PERFORMANCES

- Played more than a 1 minute vs. Omaha (11/17/21), registering no stats.
- Scored his first career points in the waning minutes vs. No. 14/15 West Virginia (1/23/21) on one attempt.
- Saw action in his first career game vs. No. 2/2 Baylor (12/19/20), attempting a 3-pointer in just over a minute of action.

BACKGROUND

- Elected to walk-on in July 2020 after transferring from Pratt Community College (2018-20).
- The son of a retired high school principal, Honas intends to become a teacher and a high school basketball coach when he graduates.

2021-22 GAME-BY-GAME STATISTICS

Date	Opponent	GS	MIN	FG	3PT	FT	O	D	TR	PF	AST	TO	BLK	STL	PTS	+/-
Nov. 10	FLORIDA A&M	—	—	—	—	—	—	—	—	—	—	—	—	—	—	—
Nov. 17	OMAHA		1+	0-0	0-0	0-0	0	0	0	0	0	0	0	0	0	-3
Nov. 22	vs. Arkansas															
Nov. 23	vs. Cincinnati/Illinois															
Nov. 28	NORTH DAKOTA															
Dec. 1	UALBANY															
Dec. 5	@Wichita State															
Dec. 8	MARQUETTE															
Dec. 12	GREEN BAY															
Dec. 19	@Nebraska															
Dec. 21	McNEESE STATE															
Dec. 29	MORGAN STATE															
Jan. 1	@Oklahoma*															
Jan. 4	TEXAS*															
Jan. 8	@West Virginia*															
Jan. 12	TCU*															
Jan. 15	TEXAS TECH*															
Jan. 18	@Texas*															
Jan. 22	KANSAS*															
Jan. 25	@Baylor*															
Jan. 29	@Ole Miss															
Feb. 2	OKLAHOMA STATE*															
Feb. 5	@TCU*															
Feb. 9	BAYLOR*															
Feb. 12	@Iowa State*															
Feb. 14	WEST VIRGINIA*															
Feb. 19	@Oklahoma State*															
Feb. 22	@Kansas*															
Feb. 26	IOWA STATE*															
Feb. 28	@Texas Tech*															
Mar. 5	OKLAHOMA*															

HONAS' CAREER STATS

YEAR	GP	GS	Min	Avg.	FGM	FGA	Pct.	3FGM	3FGA	Pct.	FTM	FTA	Pct.	Off	Def	Tot	Avg.	PF	Ast	TO	Blk	Stl	Pts	Avg.
2020-21 (Jr.)	9	0	12	1.3	1	6	.167	0	3	.000	0	0	.000	0	2	2	0.2	0	0	0	0	0	2	0.2
2021-22 (Sr.)	1	0	1	1.4	0	0	.000	0	0	.000	0	0	.000	0	0	0	0.0	0	0	0	0	0	0	0.0
Totals	10	0	13	1.3	1	6	.167	0	3	.000	0	0	.000	0	2	2	0.2	0	0	0	0	0	2	0.2

15

G | SO.-TR



TREY HARRIS

G | 5-11 | 165 | So.-TR | Bloomington, Ill. | Bloomington HS | Indian Hills CC



treyharris_24

SUPERLATIVES

	FR	SO	JR	SR	CAR
10+ Points	—	—	—	—	—
20+ Points	—	—	—	—	—
3+ 3FGM	—	—	—	—	—
3+ Assists	—	—	—	—	—
2+ Steals	—	—	—	—	—
Led Team in Pts	—	—	—	—	—
Led Team in Rebs	—	—	—	—	—
Led Team in Asts	—	—	—	—	—
Led Team in Stls	—	—	—	—	—

PERSONAL HIGHS

■ Points	—
Season	—
Career	—
Big 12	—
■ Field Goals Made	—
Season	—
Career	—
Big 12	—
■ Field Goals Attempted	—
Season	—
Career	—
Big 12	—
■ 3-Point Field Goals Made	—
Season	—
Career	—
Big 12	—
■ 3-Point Field Goals Attempted	—
Season	—
Career	—
Big 12	—
■ Free Throws Made	—
Season	—
Career	—
Big 12	—
■ Free Throws Attempted	—
Season	—
Career	—
Big 12	—
■ Rebounds	—
Season	—
Career	—
Big 12	—
■ Assists	—
Season	—
Career	—
Big 12	—
■ Blocked Shots	—
Season	—
Career	—
Big 12	—
■ Steals	—
Season	—
Career	—
Big 12	—
■ Minutes	—
Season	—
Career	—
Big 12	—

SEASON STATS

PPG	RPG	APG	FG%	3FG%	FT%
—	—	—	—	—	—

HARRIS AT A GLANCE

► The first-year walk-on has yet to see any action this season.

LAST GAME (n/a)

MIN	PTS	REBS	ASTS	BLKS	STLS
—	—	—	—	—	—

TOP PERFORMANCES

► Has not played in 2021-22.

BACKGROUND

► Elected to walk-on in August 2021 after playing one season (2020-21) at Indian Hills Community College.

► Started his college career at Eastern Illinois but did not play basketball.

2021-22 GAME-BY-GAME STATISTICS

Date	Opponent	GS	MIN	FG	3PT	FT	O	D	TR	PF	AST	TO	BLK	STL	PTS	+/-
Nov. 10	FLORIDA A&M	—	—	—	—	—	—	—	—	—	—	—	—	—	—	—
Nov. 17	OMAHA	—	—	—	—	—	—	—	—	—	—	—	—	—	—	—
Nov. 22	vs. Arkansas															
Nov. 23	vs. Cincinnati/Illinois															
Nov. 28	NORTH DAKOTA															
Dec. 1	UALBANY															
Dec. 5	@Wichita State															
Dec. 8	MARQUETTE															
Dec. 12	GREEN BAY															
Dec. 19	@Nebraska															
Dec. 21	McNEESE STATE															
Dec. 29	MORGAN STATE															
Jan. 1	@Oklahoma*															
Jan. 4	TEXAS*															
Jan. 8	@West Virginia*															
Jan. 12	TCU*															
Jan. 15	TEXAS TECH*															
Jan. 18	@Texas*															
Jan. 22	KANSAS*															
Jan. 25	@Baylor*															
Jan. 29	@Ole Miss															
Feb. 2	OKLAHOMA STATE*															
Feb. 5	@TCU*															
Feb. 9	BAYLOR*															
Feb. 12	@Iowa State*															
Feb. 14	WEST VIRGINIA*															
Feb. 19	@Oklahoma State*															
Feb. 22	@Kansas*															
Feb. 26	IOWA STATE*															
Feb. 28	@Texas Tech*															
Mar. 5	OKLAHOMA*															

HARRIS' CAREER STATS

YEAR	GP	GS	Min	Avg.	FGM	FGA	Pct.	3FGM	3FGA	Pct.	FTM	FTA	Pct.	Off	Def	Tot	Avg.	PF	Ast	TO	Blk	Stl	Pts	Avg.
2021-22 (So.)	—	—	—	—	—	—	—	—	—	—	—	—	—	—	—	—	—	—	—	—	—	—	—	—
Totals	—	—	—	—	—	—	—	—	—	—	—	—	—	—	—	—	—	—	—	—	—	—	—	—

Wildcats

20

F | JR.-1L



KAOSI EZEAGU

F | 6-10 | 255 | Jr.-1L | Brampton, Ontario | GTA Prep | UTEP

@Kaosi_E

kaosi_ezeagu

SUPERLATIVES

	FR	SO	JR	SR	CAR
10+ Points	2	2	—	—	4
5+ Rebounds	7	5	2	—	14
10+ Rebounds	—	—	—	—	—
Double-Doubles	—	—	—	—	—
2+ Blocks	8	5	1	—	14
Led Team in Pts	—	—	—	—	—
Led Team in Rebs	—	2	—	—	2
Led Team in Stls	—	1	—	—	1
Led Team in Blks	—	6	1	—	7

PERSONAL HIGHS

■ Points	
Season	8 vs. Omaha (11/17/21)
Career	12 vs. Middle Tennessee State (3/6/19)
Big 12	10 vs. Texas Tech (2/6/21)
■ Field Goals Made	
Season	3 vs. Omaha (11/17/21)
Career	4, 4 times
Big 12	4, twice
■ Field Goals Attempted	
Season	3 vs. Omaha (11/17/21)
Career	7, twice
Big 12	6 vs. Texas Tech (2/6/21)
■ 3-Point Field Goals Made	
Season	—
Career	—
Big 12	—
■ 3-Point Field Goals Attempted	
Season	—
Career	—
Big 12	—
■ Free Throws Made	
Season	5 vs. Florida A&M (11/10/21)
Career	7 vs. Kansas City (11/30/20)
Big 12	3 vs. West Virginia (1/23/21)
■ Free Throws Attempted	
Season	8 vs. Florida A&M (11/10/21)
Career	9 vs. Kansas City (11/30/20)
Big 12	6 vs. Iowa State (3/7/21)
■ Rebounds	
Season	6 vs. Omaha (11/17/21)
Career	9, 3 times
Big 12	7 vs. Kansas (2/17/21)
■ Assists	
Season	3 vs. Florida A&M (11/10/21)
Career	3 vs. Florida A&M (11/10/21)
Big 12	1, 4 times
■ Blocked Shots	
Season	2 vs. Omaha (11/17/21)
Career	3, 3 times
Big 12	2, twice
■ Steals	
Season	2 vs. Florida A&M (11/10/21)
Career	3 at Louisiana Tech (2/14/19)
Big 12	2 at Baylor (1/27/21)
■ Minutes	
Season	18 vs. Florida A&M (11/10/21)
Career	29, twice
Big 12	22 at Baylor (1/27/21)

EZEAGU'S CAREER STATS

YEAR	GP	GS	Min	Avg.	FGM	FGA	Pct.	3FGM	3FGA	Pct.	FTM	FTA	Pct.	Off	Def	Tot	Avg.	PF	Ast	TO	Blk	Stl	Pts	Avg.
*2018-19 (Fr.)	29	8	362	12.5	37	65	.569	0	0	.000	19	40	.475	31	67	98	3.4	76	3	36	24	9	93	3.2
2020-21 (RSo.)	19	6	323	17.0	37	66	.561	0	0	.000	24	52	.462	21	40	61	3.2	49	6	24	13	7	98	5.2
2021-22 (Jr.)	2	2	36	18.1	4	5	.800	0	0	.000	7	10	.710	2	9	11	5.5	3	3	1	2	1	15	7.5
Totals	50	16	721	14.4	78	136	.574	0	0	.000	50	102	.490	54	116	170	3.4	128	12	61	39	17	206	4.1

*at UTEP

SEASON STATS

PPG	RPG	BPG	FG%	3FG%	FT%
7.5	5.5	1.0	80.0	0.0	70.0

EZEAGU AT A GLANCE

- ▶ The big man has been solid to start the season, starting the first 2 games and posting the team's best +/- rate (+43), including +18 in the opener vs. Florida A&M (11/10/21) and +25 vs. Omaha (11/17/21).
- ▶ Averaging 7.5 points on 80 percent (4-of-5) shooting and 70 percent from the free throw line to go with 5.5 rebounds in just over 18 minutes of action.
- ▶ The former UTEP transfer has seen action in 50 games in his college career with 16 starts, including 21 games and 8 starts at K-State.
- ▶ Opted to have knee surgery early in the 2020-21 campaign after starting the first 4 games, which opened the door for then freshman **Davion Bradford**... Missed the next 10 games before returning at Oklahoma (1/19/21).
- ▶ Played in the last 15 games of 2020-21, including starts vs. No. 2/2 Baylor (1/27/21) and Texas A&M (1/30/21).
- ▶ Scored at least 7 points in 10 of 21 games played at K-State.

LAST GAME (vs. Omaha (11/17/21))

MIN	PTS	REBS	ASTS	BLKS	STLS
18	8	6	0	2	1

TOP PERFORMANCES

- ▶ Solid in the opener vs. Florida A&M (11/10/21), scoring 7 points on 1-of-2 field goals and 5-of-8 free throws to go with 5 rebounds and a career-high 3 assists in just over 18 minutes of action.
- ▶ Scored a season-high 8 points vs. Omaha (11/17/21) on perfect 3-of-3 shooting to go with 6 rebounds and a team-tying 2 blocks in 18 minutes.
- ▶ Earned his first double-digit scoring game at K-State with 11 points in a win over Kansas City (11/30/20) on 2-of-3 field goals and 7-of-9 free throws.
- ▶ Collected double-digit scoring for the first time in Big 12 play with 10 points on 4-of-6 shooting vs. No. 13/13 Texas Tech (2/6/21).
- ▶ Posted his career-high in points while playing at UTEP with 12 points vs. Middle Tennessee State (3/6/19) on 4-of-7 field goals and 4-of-5 free throws.

BACKGROUND

- ▶ Was born and raised in Nassau, The Bahamas before moving, first to the United States (Chattanooga, Tenn.), then to Canada (Brampton, Ontario) where he played prep school at GTA Prep.
- ▶ Transferred to K-State from UTEP in January 2020 and enrolled for the spring semester... Earned a waiver to play immediately in 2020-21.

2021-22 GAME-BY-GAME STATISTICS

Date	Opponent	GS	MIN	FG	3PT	FT	O	D	TR	PF	AST	TO	BLK	STL	PTS	+/-
Nov. 10	FLORIDA A&M	*	18	1-2	0-0	5-8	2	3	5	2	3	0	0	0	7	18
Nov. 17	OMAHA	*	18	3-3	0-0	2-2	0	6	6	1	0	1	2	1	8	25
Nov. 22	vs. Arkansas															
Nov. 23	vs. Cincinnati/Illinois															
Nov. 28	NORTH DAKOTA															
Dec. 1	UALBANY															
Dec. 5	@Wichita State															
Dec. 8	MARQUETTE															
Dec. 12	GREEN BAY															
Dec. 19	@Nebraska															
Dec. 21	McNEESE STATE															
Dec. 29	MORGAN STATE															
Jan. 1	@Oklahoma*															
Jan. 4	TEXAS*															
Jan. 8	@West Virginia*															
Jan. 12	TCU*															
Jan. 15	TEXAS TECH*															
Jan. 18	@Texas*															
Jan. 22	KANSAS*															
Jan. 25	@Baylor*															
Jan. 29	@Ole Miss															
Feb. 2	OKLAHOMA STATE*															
Feb. 5	@TCU*															
Feb. 9	BAYLOR*															
Feb. 12	@Iowa State*															
Feb. 14	WEST VIRGINIA*															
Feb. 19	@Oklahoma State*															
Feb. 22	@Kansas*															
Feb. 26	IOWA STATE*															
Feb. 28	@Texas Tech*															
Mar. 5	OKLAHOMA*															

Wildcats

21

F | SO.-1L



DAVION BRADFORD*

F | 7-0 | 270 | So.-1L | St. Louis, Mo. | Mehlville HS

@iambradford

dbrad21

SUPERLATIVES

	FR	SO	JR	SR	CAR
10+ Points	10	—	—	—	10
20+ Points	—	—	—	—	—
10+ Rebounds	1	—	—	—	1
Double-Doubles	—	—	—	—	—
2+ Blocks	3	—	—	—	3
Led Team in Pts	4	—	—	—	4
Led Team in Rebs	7	—	—	—	7
Led Team in Stls	—	—	—	—	—
Led Team in Blks	5	—	—	—	5

PERSONAL HIGHS

■ Points	
Season	8 vs. Omaha (11/17/21)
Career	18 twice (last vs. Baylor (3/11/21))
Big 12	14, 3 times (last at Texas (1/16/21))
■ Field Goals Made	
Season	4 vs. Omaha (11/17/21)
Career	6, 5 times
Big 12	6 vs. Oklahoma (2/23/21)
■ Field Goals Attempted	
Season	8 vs. Omaha (11/17/21)
Career	10, twice
Big 12	10, twice
■ 3-Point Field Goals Made	
Season	—
Career	—
Big 12	—
■ 3-Point Field Goals Attempted	
Season	—
Career	—
Big 12	—
■ Free Throws Made	
Season	1 vs. Florida A&M (11/10/21)
Career	6, twice
Big 12	4 at Iowa State (12/15/20)
■ Free Throws Attempted	
Season	2 vs. Florida A&M (11/10/21)
Career	11 vs. Milwaukee (12/11/20)
Big 12	8 vs. Texas Tech (2/16/21)
■ Rebounds	
Season	5 vs. Omaha (11/17/21)
Career	10 vs. Omaha (12/29/20)
Big 12	9 vs. TCU (1/2/21)
■ Assists	
Season	—
Career	1, 5 times
Big 12	1, 4 times
■ Blocked Shots	
Season	1 vs. Omaha (11/17/21)
Career	2, 3 times
Big 12	2 at Texas Tech (1/5/21)
■ Steals	
Season	—
Career	1, 5 times
Big 12	1, twice
■ Minutes	
Season	14 vs. Florida A&M (11/10/21)
Career	32 vs. Oklahoma (2/23/21)
Big 12	32 vs. Oklahoma (2/23/21)

SEASON STATS

PPG	RPG	BPG	FG%	3FG%	FT%
5.5	4.0	0.5	50.0	—	50.0

BRADFORD AT A GLANCE

- ▶ Has come off the bench in the first 2 games as he recovers from a bout with pneumonia that forced him to miss 2 weeks of practice.
- ▶ The promising big man posted the second-highest field goal percentage (62.1/90-of-145) in school history in 2020-21, including the highest ever by a freshman... It was the highest field goal percentage by a Wildcat since **D.J. Johnson** (62.3%) in 2016-17.
- ▶ Also connected on better than 60 percent (60.4/61-of-101) of his field goals in Big 12 play... Was the first Wildcat (regular starter/major contributor) to shoot better than 60 percent against league competition since **Ben Mitchell** connected on 61 percent (61-of-100) in Big Eight play in 1985-86.
- ▶ Scored in all 29 games, including 10 double-digit scoring games, in 2020-21.
- ▶ His team-leading 32 dunks in 2020-21 were the most-ever by Wildcat since the stat has been kept and more than the 30 by **Michael Beasley** in 2007-08.
- ▶ Was one of 3 players (along with **Mike McGuirl** and **Selton Miguel**) to play in all 29 games in 2020-21... Started in 25 of 29 games with all starts coming in the last 25 games... His 25 starts were second to McGuirl's 29.
- ▶ Was part of the true freshman trio, along with **Selton Miguel** and **Nijel Pack**, that combined to log 71 starts in 2020-21, which ranked second nationally behind Kentucky (72) for most combined true freshmen starts.

LAST GAME (vs. Omaha (11/17/21))

MIN	PTS	REBS	ASTS	BLKS	STLS
14	8	5	0	1	0

TOP PERFORMANCES

- ▶ Off to a slow start to the season as he recovers from pneumonia, but was solid off the bench vs. Omaha (11/17/21), scoring 8 points on 4-of-8 field goals with 5 rebounds and 1 block in just 14 minutes.
- ▶ Twice scored a career-high 18 points in 2020-21, including an impressive start vs. No. 2/2 Baylor (3/11/21) in the quarterfinals of the Big 12 Championship on 6-of-9 field goals and 6-of-8 free throws in 30 minutes.
- ▶ Posted his first career double-digit scoring game against Milwaukee (12/11/20) with a team-best 18 points on 6-of-8 shooting with 7 rebounds.
- ▶ Nearly had a double-double twice in Big 12 play, including 14 points, 9 rebounds vs. TCU (1/2/21) and 13 points and 8 rebounds vs. Oklahoma (2/23/21).
- ▶ Scored 14 points in his first Big 12 game vs. Iowa State (12/15/20).

BACKGROUND

- ▶ A consensus Top 150 prospect out of Mehlville High School in St. Louis, leading the Panthers to 45 wins the last 2 seasons and Missouri Class 5 quarterfinals in 2019-20... Twice named to the Class 5A All-State team by coaches.
- ▶ Played for MoKan Elite, helping the team to the prestigious Peach Jam title in July 2019... Played alongside future teammate **Luke Kasubke**.

2021-22 GAME-BY-GAME STATISTICS


Date	Opponent	GS	MIN	FG	3PT	FT	0	D	TR	PF	AST	TO	BLK	STL	PTS	+/-
Nov. 10	FLORIDA A&M		14	1-2	0-0	1-2	2	1	3	1	0	0	0	0	3	-3
Nov. 17	OMAHA		14	4-8	0-0	0-0	3	2	5	0	0	1	1	0	8	1
Nov. 22	vs. Arkansas															
Nov. 23	vs. Cincinnati/Illinois															
Nov. 28	NORTH DAKOTA															
Dec. 1	UALBANY															
Dec. 5	@Wichita State															
Dec. 8	MARQUETTE															
Dec. 12	GREEN BAY															
Dec. 19	@Nebraska															
Dec. 21	MCNEESE STATE															
Dec. 29	MORGAN STATE															
Jan. 1	@Oklahoma*															
Jan. 4	TEXAS*															
Jan. 8	@West Virginia*															
Jan. 12	TCU*															
Jan. 15	TEXAS TECH*															
Jan. 18	@Texas*															
Jan. 22	KANSAS*															
Jan. 25	@Baylor*															
Jan. 29	@Ole Miss															
Feb. 2	OKLAHOMA STATE*															
Feb. 5	@TCU*															
Feb. 9	BAYLOR*															
Feb. 12	@Iowa State*															
Feb. 14	WEST VIRGINIA*															
Feb. 19	@Oklahoma State*															
Feb. 22	@Kansas*															
Feb. 26	IOWA STATE*															
Feb. 28	@Texas Tech*															
Mar. 5	OKLAHOMA*															

BRADFORD'S CAREER STATS

YEAR	GP	GS	Min	Avg.	FGM	FGA	Pct.	3FGM	3FGA	Pct.	FTM	FTA	Pct.	Off	Def	Tot	Avg.	PF	Ast	TO	Blk	Stl	Pts	Avg.
2020-21 (Fr.)	29	25	603	20.8	90	145	.621	0	0	.000	43	73	.589	49	77	126	4.3	71	6	38	12	5	223	7.7
2021-22 (So.)	2	0	28	14.0	5	10	.500	0	0	.000	1	2	.500	5	3	8	4.0	1	0	1	1	0	11	5.5
Totals	31	25	631	20.4	95	155	.613	0	0	.000	44	75	.587	54	80	134	4.3	72	6	39	13	5	234	7.5

22

G | SO.-1L



LUKE KASUBKE*

G | 6-5 | 190 | So.-1L | St. Louis, Mo. | Chaminade HS

[@LukeKasubke](#)

[lukekassubke](#)

SUPERLATIVES

	FR	SO	JR	SR	CAR
10+ Points	—	—	—	—	—
20+ Points	—	—	—	—	—
3+ 3FGM	—	—	—	—	—
3+ Assists	—	—	—	—	—
2+ Steals	—	—	—	—	—
Led Team in Pts	—	—	—	—	—
Led Team in Rebs	—	—	—	—	—
Led Team in Asts	—	—	—	—	—
Led Team in Stls	1	—	—	—	1

PERSONAL HIGHS

Points

Season	3, twice
Career	8 at Baylor (1/27/21)
Big 12	8 at Baylor (1/27/21)

Field Goals Made

Season	1, twice
Career	2, 3 times
Big 12	2, 3 times

Field Goals Attempted

Season	3, twice
Career	6 at West Virginia (2/27/21)
Big 12	6 at West Virginia (2/27/21)

3-Point Field Goals Made

Season	1, twice
Career	1, 7 times
Big 12	1, 5 times

3-Point Field Goals Attempted

Season	5 vs. Oklahoma (2/23/21)
Career	5 vs. Oklahoma (2/23/21)
Big 12	5 vs. Oklahoma (2/23/21)

Free Throws Made

Season	—
Career	5 at Baylor (1/27/21)
Big 12	5 at Baylor (1/27/21)

Free Throws Attempted

Season	—
Career	6 at Baylor (1/27/21)
Big 12	6 at Baylor (1/27/21)

Rebounds

Season	2 vs. Omaha (11/17/21)
Career	4 at Baylor (1/27/21)
Big 12	4 at Baylor (1/27/21)

Assists

Season	—
Career	3 vs. Texas Tech (2/6/21)
Big 12	3 vs. Texas Tech (2/6/21)

Blocked Shots

Season	—
Career	1 vs. Texas (2/9/21)
Big 12	1 vs. Texas (2/9/21)

Steals

Season	1 vs. Florida A&M (11/10/21)
Career	2 at Baylor (1/27/21)
Big 12	2 at Baylor (1/27/21)

Minutes

Season	20 vs. Omaha (11/17/21)
Career	26 vs. Texas Tech (2/6/21)
Big 12	26 vs. Texas Tech (2/6/21)

SEASON STATS

PPG	RPG	APG	FG%	3FG%	FT%
3.0	1.0	0.0	33.3	50.0	—

KASUBKE AT A GLANCE

- Finally healthy after an injury plagued first season in 2020-21, in which, he was expected to redshirt after a preseason foot injury... However, he was able to rehab and return at No. 4/4 Texas (1/16/21) after missing the first 13 games.
- Has now played in 18 consecutive games after playing in the last 16 games of the 2020-21 campaign.
- Has hit a 3-pointer in each of the first 2 games off the bench, averaging 16.8 minutes per game.
- Scored nearly 1,500 points (1,466) in his prep career at famed Chaminade High School in St. Louis, where he led the Red Devils to 84 wins... Ranks sixth on the school's all-time scoring list, while he ninth in career scoring average (22.3 ppg)... His 218 career 3-pointers are second at the school and only surpassed by **Bradley Beals'** 256.

LAST GAME (vs. Omaha (11/17/21))

MIN	PTS	REBS	ASTS	BLKS	STLS
20	3	2	0	0	0

TOP PERFORMANCES

- Has knocked down a 3-pointer in each of the first 2 games, playing 13 minutes vs. Florida A&M (11/10/21) and Omaha (11/17/21).
- Saw his first action as a Wildcat at No. 4/4 Texas (1/16/21), grabbing a rebound in 10 minutes.
- Scored his first career points on a 3-pointer on his first attempt at Oklahoma (1/19/21), finishing 5 points on 2-of-4 field goals and an assist in 15 minutes.
- Saw his first extensive action off the bench at No. 2/2 Baylor (1/27/21), scoring 8 points while grabbing 4 rebounds and 2 steals in 23 minutes.
- Dished out a career-best 3 assists vs. No. 13/11 Texas Tech (2/6/21) to go with 5 points in a season-best 26 minutes.

BACKGROUND

- A consensus Top 200 prospect out of famed Chaminade High School in St. Louis, which has also produced NBA players **Bradley Beal** and **Jayson Tatum**... A 4-year letterman for the Red Devils, leading them to 3 MSHSAA Final Fours.
- Parents, **Bret** and **Michele**, played basketball at D2 Quincy University with mom scoring nearly 1,000 points and dad earning team MVP honors as a senior.

2021-22 GAME-BY-GAME STATISTICS

Date	Opponent	GS	MIN	FG	3PT	FT	O	D	TR	PF	AST	TO	BLK	STL	PTS	+/-
Nov. 10	FLORIDA A&M		14	1-3	1-2	0-0	0	0	0	1	0	0	0	1	3	11
Nov. 17	OMAHA		20	1-3	1-2	0-0	0	2	2	2	0	2	0	0	3	-15
Nov. 22	vs. Arkansas															
Nov. 23	vs. Cincinnati/Illinois															
Nov. 28	NORTH DAKOTA															
Dec. 1	UALBANY															
Dec. 5	@Wichita State															
Dec. 8	MARQUETTE															
Dec. 12	GREEN BAY															
Dec. 19	@Nebraska															
Dec. 21	McNEESE STATE															
Dec. 29	MORGAN STATE															
Jan. 1	@Oklahoma*															
Jan. 4	TEXAS*															
Jan. 8	@West Virginia*															
Jan. 12	TCU*															
Jan. 15	TEXAS TECH*															
Jan. 18	@Texas*															
Jan. 22	KANSAS*															
Jan. 25	@Baylor*															
Jan. 29	@Ole Miss															
Feb. 2	OKLAHOMA STATE*															
Feb. 5	@TCU*															
Feb. 9	BAYLOR*															
Feb. 12	@Iowa State*															
Feb. 14	WEST VIRGINIA*															
Feb. 19	@Oklahoma State*															
Feb. 22	@Kansas*															
Feb. 26	IOWA STATE*															
Feb. 28	@Texas Tech*															
Mar. 5	OKLAHOMA*															

KASUBKE'S CAREER STATS

YEAR	GP	GS	Min	Avg.	FGM	FGA	Pct.	3FGM	3FGA	Pct.	FTM	FTA	Pct.	Off	Def	Tot	Avg.	PF	Ast	TO	Blk	Stl	Pts	Avg.
2020-21 (Fr.)	16	0	255	15.9	10	39	.256	5	27	.185	10	15	.667	5	15	20	1.3	17	13	11	1	6	35	2.2
2021-22 (So.)	2	0	34	16.8	2	6	.333	2	4	.500	0	0	.000	0	2	2	1.0	3	0	2	0	1	6	3.0
Totals	18	0	289	16.0	12	45	.267	7	31	.226	10	15	.667	5	17	22	1.2	20	13	13	1	7	41	2.3

23

F | SO.-TR



JORDAN BROOKS

G | 6-4 | 190 | So.-TR | Grayson, Ky. | Bosco Institute [Ind.] | Iona

[@JBrooks2323](#)

[_brooks23](#)

SUPERLATIVES

	FR	SO	JR	SR	CAR
10+ Points	—	—	—	—	—
20+ Points	—	—	—	—	—
10+Rebounds	—	—	—	—	—
Double-Doubles	—	—	—	—	—
2+ Blocks	—	—	—	—	—
Led Team in Pts	—	—	—	—	—
Led Team in Rebs	—	—	—	—	—
Led Team in Asts	—	—	—	—	—
Led Team in Stls	—	—	—	—	—

PERSONAL HIGHS

■ Points	
Season	—
Career	—
Big 12	—
■ Field Goals Made	
Season	—
Career	—
Big 12	—
■ Field Goals Attempted	
Season	—
Career	—
Big 12	—
■ 3-Point Field Goals Made	
Season	—
Career	—
Big 12	—
■ 3-Point Field Goals Attempted	
Season	—
Career	—
Big 12	—
■ Free Throws Made	
Season	—
Career	—
Big 12	—
■ Free Throws Attempted	
Season	—
Career	—
Big 12	—
■ Rebounds	
Season	—
Career	—
Big 12	—
■ Assists	
Season	—
Career	—
Big 12	—
■ Blocked Shots	
Season	—
Career	—
Big 12	—
■ Steals	
Season	—
Career	—
Big 12	—
■ Minutes	
Season	>1 vs. Omaha (11/17/21)
Career	3 at Rider (12/19/20)
Big 12	—

SEASON STATS

PPG	RPG	APG	FG%	3FG%	FT%
0.0	0.0	0.0	—	—	—

BROOKS AT A GLANCE

► The first-year walk-on played less than a minute vs. Omaha (11/17/21), registering no stats.

LAST GAME (vs. Omaha (11/17/21))

MIN	PTS	REBS	ASTS	BLKS	STLS
>1	0	0	0	0	0

TOP PERFORMANCES

► Played less than a minute vs. Omaha (11/17/21), registering no stats.

BACKGROUND

► Elected to walk-on in August 2021 after playing one season (2020-21) at Iona College for Hall of Fame head coach **Rick Pitino**.

► Father, **Delray**, is a former Indiana Mr. Basketball who played for the Hoosiers (1984-86) for legendary coach **Bob Knight** before finishing his career playing for Pitino at Providence (1986-88), where he helped the Friars to the 1987 Final Four.

2021-22 GAME-BY-GAME STATISTICS

Date	Opponent	GS	MIN	FG	3PT	FT	O	D	TR	PF	AST	TO	BLK	STL	PTS	+/-
Nov. 10	FLORIDA A&M	—	—	—	—	—	—	—	—	—	—	—	—	—	—	—
Nov. 17	OMAHA		0+	0-0	0-0	0-0	0	0	0	0	0	0	0	0	0	0
Nov. 22	vs. Arkansas															
Nov. 23	vs. Cincinnati/Illinois															
Nov. 28	NORTH DAKOTA															
Dec. 1	UALBANY															
Dec. 5	@Wichita State															
Dec. 8	MARQUETTE															
Dec. 12	GREEN BAY															
Dec. 19	@Nebraska															
Dec. 21	McNEESE STATE															
Dec. 29	MORGAN STATE															
Jan. 1	@Oklahoma*															
Jan. 4	TEXAS*															
Jan. 8	@West Virginia*															
Jan. 12	TCU*															
Jan. 15	TEXAS TECH*															
Jan. 18	@Texas*															
Jan. 22	KANSAS*															
Jan. 25	@Baylor*															
Jan. 29	@Ole Miss															
Feb. 2	OKLAHOMA STATE*															
Feb. 5	@TCU*															
Feb. 9	BAYLOR*															
Feb. 12	@Iowa State*															
Feb. 14	WEST VIRGINIA*															
Feb. 19	@Oklahoma State*															
Feb. 22	@Kansas*															
Feb. 26	IOWA STATE*															
Feb. 28	@Texas Tech*															
Mar. 5	OKLAHOMA*															

BROOKS' CAREER STATS

YEAR	GP	GS	Min	Avg.	FGM	FGA	Pct.	3FGM	3FGA	Pct.	FTM	FTA	Pct.	Off	Def	Tot	Avg.	PF	Ast	TO	Blk	Stl	Pts	Avg.
2020-21 (Fr.)	2	0	4	2.0	0	0	.000	0	0	.000	0	0	.000	0	0	0	0.0	0	0	0	0	0	0	0.0
2021-22 (So.)	1	0	1	0.5	0	0	.000	0	0	.000	0	0	.000	0	0	0	0.0	0	0	0	0	0	0	0.0
Totals	3	0	4	1.5	0	0	.000	0	0	.000	0	0	.000	0	0	0	0.0	0	0	0	0	0	0	0.0

24

G | SO.-1L



NIJEL PACK*

G | 6-0 | 180 | So.-1L | Indianapolis, Ind. | Lawrence Central HS

@NijelPack24

nijelpack_

SUPERLATIVES

	FR	SO	JR	SR	CAR
10+ Points	16	2	—	—	18
20+ Points	3	—	—	—	3
3+ 3FGM	11	2	—	—	13
5+ Assists	12	1	—	—	13
2+ Steals	2	1	—	—	3
Led Team in Pts	11	2	—	—	13
Led Team in Rebs	1	—	—	—	—
Led Team in Asts	12	—	—	—	—
Led Team in Stls	4	1	—	—	5

PERSONAL HIGHS

■ Points	
Season	18 vs. Florida A&M (11/10/21)
Career	26 vs. Texas A&M (1/30/21)
Big 12	22 vs. Texas (2/9/21)
■ Field Goals Made	
Season	6 vs. Florida A&M (11/10/21)
Career	9 vs. Texas A&M (1/30/21)
Big 12	7, twice
■ Field Goals Attempted	
Season	11 vs. Florida A&M (11/10/21)
Career	16, twice
Big 12	16 at Oklahoma State (2/13/21)
■ 3-Point Field Goals Made	
Season	4 vs. Florida A&M (11/10/21)
Career	8 vs. Texas A&M (1/30/21) <i>most by a freshman</i>
Big 12	4 vs. Texas Tech (2/6/21)
■ 3-Point Field Goals Attempted	
Season	7 vs. Florida A&M (11/10/21)
Career	14 vs. Texas A&M (1/30/21)
Big 12	8 vs. Texas (2/9/21)
■ Free Throws Made	
Season	2, twice
Career	6 vs. TCU (3/10/21)
Big 12	5 vs. Texas (2/9/21)
■ Free Throws Attempted	
Season	2 twice
Career	7 twice
Big 12	7 vs. Texas (2/9/21)
■ Rebounds	
Season	3 vs. Florida A&M (11/10/21)
Career	7 vs. Texas Tech (2/6/21)
Big 12	7 vs. Texas Tech (2/6/21)
■ Assists	
Season	5 vs. Omaha (11/17/21)
Career	9 vs. Oklahoma (2/23/21)
Big 12	9 vs. Oklahoma (2/23/21)
■ Blocked Shots	
Season	—
Career	—
Big 12	—
■ Steals	
Season	2 vs. Florida A&M (11/10/21)
Career	3 twice
Big 12	3 at Iowa State (12/15/20)
■ Minutes	
Season	31 vs. Florida A&M (11/10/21)
Career	39 at TCU (2/20/21)
Big 12	39 at TCU (2/20/21)

SEASON STATS

PPG	RPG	APG	FG%	3FG%	FT%
16.5	1.5	4.0	57.9	63.6	100

PACK AT A GLANCE

- ▶ Has continued where he left off in 2020-21, leading or tying for the team lead in scoring for the Wildcats in the first 2 games, pacing the team in scoring (16.5 ppg.), field goals made (11) and 3-point field goals made (7).
- ▶ Continuing to get back to 100 percent healthy after a hip injury sidelined him for periods during the preseason.
- ▶ Enjoyed one of the best freshmen seasons in school history, ranking first or second in most offensive categories, including becoming the first rookie to lead the team in scoring (12.7 ppg.) since **Marcus Foster** in 2013-14... One of 3 freshmen (**Michael Beasley**, **Marcus Foster**) to lead the team in scoring.
- ▶ One of just 3 true freshmen to rank in the Big 12's Top 20 in scoring in 2020-21, joining Oklahoma State's **Cade Cunningham** and TCU's **Mike Miles**.
- ▶ Finished his rookie campaign ranking in the top-10 in 9 freshman categories, including second in 3-pointers (60), third in 3-point field goal percentage (40.5), fifth in assists (91), ninth in total points (305) and 10th in starts (24).
- ▶ Was among the best 3-point shooters in the Big 12, ranking 2nd in the league in 3-point field goal percentage (40.5) and 4th in 3-pointer made/game (2.50).
- ▶ Was part of the true freshman trio, along with **Davion Bradford** and **Selton Miguel**, that combined to log 71 starts in 2020-21, which ranked second nationally behind Kentucky (72) for most combined true freshmen starts.

LAST GAME (vs. Omaha (11/17/21))

MIN	PTS	REBS	ASTS	BLKS	STLS
20	15	0	5	0	1

TOP PERFORMANCES

- ▶ Has been among the leading scorers in the first 2 games, posting 18 points vs. Florida A&M (11/10/21), while tying for the lead with 15 vs. Omaha (11/17/21).
- ▶ Posted his first career 20-point game as a freshman in 2020-21, as he scored a career-high 26 points vs. Texas A&M (1/30/21) on 9-of-16 field goals, including 8 triples... The 8 treys were the most-ever by a true freshman.
- ▶ Tallied his first 20-point game in Big 12 play with a team-high 22 points vs. No. 13/11 Texas (2/9/21) on 7-of-14 field goals, including 3 triples.
- ▶ Had a stellar 2-game Big 12 Championship performance, scoring 23 points vs. TCU (3/10/21) on 6-of-8 shooting, including 5 treys, before adding 18 points vs. No. 2/2 Baylor (3/11/21) with another 6 triples.
- ▶ Dished out a season-high 9 assists in the upset of No. 7/7 Oklahoma (2/23/21).

BACKGROUND

- ▶ A consensus Top 150 recruit out of Lawrence Central High in Indianapolis, where he led the Bears to 70-26 record in his prep career, including a 44-7 mark his junior (2018-19) and senior (2019-20) seasons.
- ▶ Scored more than 1,000 points in his prep career on 50.7 percent shooting, with 820 those coming his junior and senior seasons.

2021-22 GAME-BY-GAME STATISTICS

Date	Opponent	GS	MIN	FG	3PT	FT	O	D	TR	PF	AST	TO	BLK	STL	PTS	+/-
Nov. 10	FLORIDA A&M	*	31	6-11	4-7	2-2	2	1	3	1	3	1	0	2	18	9
Nov. 17	OMAHA	*	20	5-8	3-4	2-2	0	0	0	0	5	1	0	1	15	34
Nov. 22	vs. Arkansas															
Nov. 23	vs. Cincinnati/Illinois															
Nov. 28	NORTH DAKOTA															
Dec. 1	UALBANY															
Dec. 5	@Wichita State															
Dec. 8	MARQUETTE															
Dec. 12	GREEN BAY															
Dec. 19	@Nebraska															
Dec. 21	McNEESE STATE															
Dec. 29	MORGAN STATE															
Jan. 1	@Oklahoma*															
Jan. 4	TEXAS*															
Jan. 8	@West Virginia*															
Jan. 12	TCU*															
Jan. 15	TEXAS TECH*															
Jan. 18	@Texas*															
Jan. 22	KANSAS*															
Jan. 25	@Baylor*															
Jan. 29	@Ole Miss															
Feb. 2	OKLAHOMA STATE*															
Feb. 5	@TCU*															
Feb. 9	BAYLOR*															
Feb. 12	@Iowa State*															
Feb. 14	WEST VIRGINIA*															
Feb. 19	@Oklahoma State*															
Feb. 22	@Kansas*															
Feb. 26	IOWA STATE*															
Feb. 28	@Texas Tech*															
Mar. 5	OKLAHOMA*															

PACK'S CAREER STATS

YEAR	GP	GS	Min	Avg.	FGM	FGA	Pct.	3FGM	3FGA	Pct.	FTM	FTA	Pct.	Off	Def	Tot	Avg.	PF	Ast	TO	Blk	Stl	Pts	Avg.
2020-21 (Fr.)	24	24	806	33.6	109	261	.418	60	148	.405	27	34	.794	14	74	88	3.7	49	91	49	0	28	305	12.7
2021-22 (So.)	2	2	51	25.7	11	19	.579	7	11	.636	4	4	1.000	2	1	3	1.5	1	8	2	0	3	33	16.5
Totals	26	26	858	33.0	120	280	.429	67	159	.421	31	38	.816	16	75	91	3.5	50	99	51	0	31	338	13.0



25

F | SO.-1L



ISMAEL [ISH] MASSOUD

F | 6-9 | 210 | So.-1L | East Harlem, N.Y. | The MacDuffie School | Wake Forest

[@IsmaelMassoud](#) [ishhhy_mass](#)

SUPERLATIVES

	FR	SO ₁	SO ₂	JR	SR	CAR
10+ Points	4	7	1	—	—	12
20+ Points	—	1	—	—	—	1
2+ 3FGM	10	10	1	—	—	21
Double-Doubles	—	—	—	—	—	—
5+ Rebounds	2	7	1	—	—	10
3+ Assists	—	1	—	—	—	1
Multiple Steals	2	2	—	—	—	4
2+ Blocks	1	—	1	—	—	2
30+ Minutes	—	4	1	—	—	5

PERSONAL HIGHS

Points	Season	15 vs. Omaha (11/17/21)
	Career	31 vs. Pittsburgh (1/23/21)
	Big 12	—
Field Goals Made	Season	5 vs. Omaha (11/17/21)
	Career	10 vs. Pittsburgh (1/23/21)
	Big 12	—
Field Goals Attempted	Season	10 vs. Omaha (11/17/21)
	Career	14 vs. Pittsburgh (1/23/21)
	Big 12	—
3-Point Field Goals Made	Season	3 vs. Omaha (11/17/21)
	Career	8 vs. Pittsburgh (1/23/21)
	Big 12	—
3-Point Field Goals Attempted	Season	6 vs. Omaha (11/17/21)
	Career	10 vs. Pittsburgh (1/23/21)
	Big 12	—
Free Throws Made	Season	2 vs. Omaha (11/17/21)
	Career	5, twice
	Big 12	—
Free Throws Attempted	Season	2 vs. Omaha (11/17/21)
	Career	7 at Duke (1/9/21)
	Big 12	—
Rebounds	Season	6 vs. Omaha (11/17/21)
	Career	8 at Duke (1/9/21)
	Big 12	—
Assists	Season	—
	Career	3 at Pittsburgh (3/2/21)
	Big 12	—
Blocked Shots	Season	2 vs. Omaha (11/17/21)
	Career	2, twice
	Big 12	—
Steals	Season	—
	Career	2, 4 times
	Big 12	—
Minutes	Season	29 vs. Omaha (11/17/21)
	Career	34 at N.C. State (1/27/21)
	Big 12	—

MASSOUD'S CAREER STATS

YEAR	GP	GS	Min	Avg.	FGM	FGA	Pct.	3FGM	3FGA	Pct.	FTM	FTA	Pct.	Off	Def	Tot	Avg.	PF	Ast	TO	Blk	Stl	Pts	Avg.
*2019-20 (Fr.)	31	0	376	12.1	47	122	.385	33	83	.398	22	29	.759	6	57	63	2.0	31	9	23	12	10	149	4.8
*2020-21 (So.)	22	8	478	21.7	58	170	.341	36	107	.336	30	41	.732	16	59	75	3.4	41	11	32	1	8	182	8.3
2021-22 (So.)	2	2	56	27.8	7	15	.467	4	9	.444	2	2	1.000	0	9	9	4.5	5	0	2	2	0	20	10.0
Totals	55	10	909	16.5	112	307	.365	73	199	.367	54	72	.750	22	125	147	2.7	77	20	57	15	18	351	6.4

*at Wake Forest

SEASON STATS

PPG	RPG	APG	FG%	3FG%	FT%
10.0	4.5	0.0	46.7	44.4	100

MASSOUD AT A GLANCE

- ▶ The Wake Forest transfer has started the first 2 games, averaging nearly 28 minutes per game, while ranking 2nd in 3-point field goals (4), 3rd in scoring (10.0 ppg.) and 4th in rebounding (4.5 rpg.).
- ▶ Transferred to K-State in April after 2 seasons (2019-21) at Wake Forest, seeing action in all 53 games as a Demon Deacon with 8 starts.
- ▶ Averaged 8.3 points and 3.4 rebounds for Wake Forest in 22 games with 8 starts in 2020-21... Ranked among the top-5 in a number of categories, including 2nd in 3-point field goals (36), 3rd in field goals made (30) and 5th in scoring.
- ▶ Now has 12 career double-digit scoring games, including a career-best 31-point performance vs. Pittsburgh (1/23/21) on 10-of-14 field goals with 8 triples.
- ▶ Has made 73 3-pointers in his career on 36.7 percent shooting... Has posted 2 or more triples in 21 of 55 career games in college.

LAST GAME (vs. Omaha (11/17/21))

MIN	PTS	REBS	ASTS	BLKS	STLS
30	15	6	0	0	0

TOP PERFORMANCES

- ▶ Enjoyed a strong all-around game vs. Omaha (11/17/21), tying for the team lead with 15 points on 5-of-10 field goals, including 3-of-6 from 3-point range, to go with 6 rebounds and 2 blocks in 30 minutes.
- ▶ Has career-best in points came in an epic game against Pittsburgh (1/23/21), scoring 31 points on 10-of-14 field goals, including 8-of-10 from 3-point range, in 34 minutes... One of 7 Wake Forest players to hit 8 triples in a game, while tied the school record for 3-pointers in a regulation game.
- ▶ Tallied a near double-double at Duke (1/9/21) with 17 points on 5-of-10 field goals and 5-of-7 free throws and a career-best 8 rebounds in 26 minutes.

BACKGROUND

- ▶ The consensus Top 150 prospect picked Wake Forest out of high school over Harvard, Georgia Tech, Auburn and Rutgers.
- ▶ Played for the PSA Cardinals on the Nike EYBL circuit, where he played alongside Orlando Magic guard **Cole Anthony**, Connecticut's **James Bouknight** and Wichita State's **Tyson Etienne**.
- ▶ Mother, **Alicia Rodriguez-Barrera**, played basketball at Houston and was a starter as a junior (1996-97) and senior (1997-98)... Brother, **Sofian**, is a redshirt freshman quarterback at Houston.

2021-22 GAME-BY-GAME STATISTICS

Date	Opponent	GS	MIN	FG	3PT	FT	O	D	TR	PF	AST	TO	BLK	STL	PTS	+/-
Nov. 10	FLORIDA A&M	*	26	2-5	1-3	0-0	0	3	3	3	0	1	0	0	5	5
Nov. 17	OMAHA	*	31	5-10	3-6	2-2	0	6	6	2	0	1	2	0	15	31
Nov. 22	vs. Arkansas															
Nov. 23	vs. Cincinnati/Illinois															
Nov. 28	NORTH DAKOTA															
Dec. 1	UALBANY															
Dec. 5	@Wichita State															
Dec. 8	MARQUETTE															
Dec. 12	GREEN BAY															
Dec. 19	@Nebraska															
Dec. 21	McNEESE STATE															
Dec. 29	MORGAN STATE															
Jan. 1	@Oklahoma*															
Jan. 4	TEXAS*															
Jan. 8	@West Virginia*															
Jan. 12	TCU*															
Jan. 15	TEXAS TECH*															
Jan. 18	@Texas*															
Jan. 22	KANSAS*															
Jan. 25	@Baylor*															
Jan. 29	@Ole Miss															
Feb. 2	OKLAHOMA STATE*															
Feb. 5	@TCU*															
Feb. 9	BAYLOR*															
Feb. 12	@Iowa State*															
Feb. 14	WEST VIRGINIA*															
Feb. 19	@Oklahoma State*															
Feb. 22	@Kansas*															
Feb. 26	IOWA STATE*															
Feb. 28	@Texas Tech*															
Mar. 5	OKLAHOMA*															

Wildcats

33

F | FR.-HS



LOGAN LANDERS

F | 6-9 | 215 | Fr.-HS | Cedarburg, Wis. | Cedarburg HS

[@LoganLanders12](#) [loganlanders21](#)

SUPERLATIVES

	FR	SO	JR	SR	CAR
10+ Points	—	—	—	—	—
20+ Points	—	—	—	—	—
10+ Rebounds	—	—	—	—	—
Double-Doubles	—	—	—	—	—
2+ Blocks	—	—	—	—	—
Led Team in Pts	—	—	—	—	—
Led Team in Rebs	—	—	—	—	—
Led Team in Asts	—	—	—	—	—
Led Team in Stls	—	—	—	—	—

PERSONAL HIGHS

Points	
Season	—
Career	—
Big 12	—
Field Goals Made	
Season	—
Career	—
Big 12	—
Field Goals Attempted	
Season	1 vs. Omaha (11/17/21)
Career	1 vs. Omaha (11/17/21)
Big 12	—
3-Point Field Goals Made	
Season	—
Career	—
Big 12	—
3-Point Field Goals Attempted	
Season	—
Career	—
Big 12	—
Free Throws Made	
Season	—
Career	—
Big 12	—
Free Throws Attempted	
Season	—
Career	—
Big 12	—
Rebounds	
Season	1 vs. Omaha (11/17/21)
Career	1 vs. Omaha (11/17/21)
Big 12	—
Assists	
Season	—
Career	—
Big 12	—
Blocked Shots	
Season	—
Career	—
Big 12	—
Steals	
Season	—
Career	—
Big 12	—
Minutes	
Season	10 vs. Omaha (11/17/21)
Career	10 vs. Omaha (11/17/21)
Big 12	—

SEASON STATS

PPG	RPG	APG	FG%	3FG%	FT%
0.0	0.5	0.0	0.0	—	—

LANDERS AT A GLANCE

- ▶ Has been limited in games to start the season as he develops.
- ▶ Transferred to Cedarburg High School in his hometown for the 2020-21 season after 3 standout seasons at Brookfield Academy... Led Cedarburg to a 20-5 record and an honorable mention All-State pick by the AP and the coaches.
- ▶ Scored 1,547 points (15.9 ppg.) in his prep career on 49.5 percent shooting to go with 859 rebounds (8.9 rpg.) and 249 assists (2.6 apg.) in 97 games at Brookfield Academy (2017-20) and Cedarburg High School (2020-21).
- ▶ Totaled 914 (19.0 ppg.) of his 1,547 career points and 398 (8.3 rpg.) of his 859 rebounds and 163 (3.4 apg.) of his 249 assists his junior and senior seasons.

LAST GAME (vs. Omaha (11/17/21))

MIN	PTS	REBS	ASTS	BLKS	STLS
10	0	1	0	0	0

TOP PERFORMANCES

- ▶ Has played limited minutes so far, grabbing his first career rebound vs. Omaha (11/17/21).

BACKGROUND

- ▶ Considered one of the top players in the state of Wisconsin, ranking among the top centers (No. 39) by *247Sports*.
- ▶ Played for Phenom Team Herro EYBL, which included the nation's top recruit **Patrick Baldwin, Jr.**, and current Iowa State freshman **Tyrese Hunter**.
- ▶ Grew 9 inches in middle school and stood 6-foot-5 in the eighth grade.

2021-22 GAME-BY-GAME STATISTICS

Date	Opponent	GS	MIN	FG	3PT	FT	O	D	TR	PF	AST	TO	BLK	STL	PTS	+/-
Nov. 10	FLORIDA A&M		2	0-0	0-0	0-0	0	0	0	0	0	0	0	0	0	-5
Nov. 17	OMAHA		10	0-1	0-0	0-0	1	0	1	1	0	0	0	0	0	-9
Nov. 22	vs. Arkansas															
Nov. 23	vs. Cincinnati/Illinois															
Nov. 28	NORTH DAKOTA															
Dec. 1	UALBANY															
Dec. 5	@Wichita State															
Dec. 8	MARQUETTE															
Dec. 12	GREEN BAY															
Dec. 19	@Nebraska															
Dec. 21	McNEESE STATE															
Dec. 29	MORGAN STATE															
Jan. 1	@Oklahoma*															
Jan. 4	TEXAS*															
Jan. 8	@West Virginia*															
Jan. 12	TCU*															
Jan. 15	TEXAS TECH*															
Jan. 18	@Texas*															
Jan. 22	KANSAS*															
Jan. 25	@Baylor*															
Jan. 29	@Ole Miss															
Feb. 2	OKLAHOMA STATE*															
Feb. 5	@TCU*															
Feb. 9	BAYLOR*															
Feb. 12	@Iowa State*															
Feb. 14	WEST VIRGINIA*															
Feb. 19	@Oklahoma State*															
Feb. 22	@Kansas*															
Feb. 26	IOWA STATE*															
Feb. 28	@Texas Tech*															
Mar. 5	OKLAHOMA*															

LANDERS' CAREER STATS

YEAR	GP	GS	Min	Avg.	FGM	FGA	Pct.	3FGM	3FGA	Pct.	FTM	FTA	Pct.	Off	Def	Tot	Avg.	PF	Ast	TO	Blk	Stl	Pts	Avg.
2021-22 (Fr.)	2	0	12	11.3	0	1	.000	0	0	.000	0	0	.000	1	0	1	0.5	1	0	0	0	0	0	0.0
Totals	2	0	12	11.3	0	1	.000	0	0	.000	0	0	.000	1	0	1	0.5	1	0	0	0	0	0	0.0

