



RAZORBACKS

Mario Bravante | Associate Director of Communications
E: bravante@uark.edu | Arkansas Razorbacks.com

2021-22 WOMEN'S BASKETBALL

SCHEDULE

| Date | Opponent | Time | TV/RESULT |
|---------|----------------------|-----------|-------------|
| Nov. 5 | UAFA (Exh.) | 6 p.m. | — |
| Nov. 10 | Tarleton State | 7 p.m. | SECN+ |
| Nov. 12 | UAPB | 12 p.m. | SECN+ |
| Nov. 14 | @ UConn | 12 p.m. | SNY |
| Nov. 19 | @ Arkansas State | 7 p.m. | — |
| Nov. 22 | SMU | 7 p.m. | SECN+ |
| Nov. 27 | Sam Houston | 2 p.m. | SECN+ |
| Nov. 28 | Belmont | 7 p.m. | SECN+ |
| Dec. 2 | @ UCF | 5 p.m. | ESPN+ |
| Dec. 5 | Cal | 1 p.m. | SECN+ |
| Dec. 9 | Jackson State | 7 p.m. | SECN+ |
| Dec. 12 | Little Rock | 4 p.m. | SEC Network |
| Dec. 18 | Central Arkansas! | 1 p.m. | — |
| Dec. 21 | Creighton | 1 p.m. | SECN+ |
| Dec. 30 | @ Ole Miss* | 6 p.m. | SECN+ |
| Jan. 2 | Tennessee* | 12 p.m. | SECN/ESPN2 |
| Jan. 6 | @ Vanderbilt* | 7:30 p.m. | SEC Network |
| Jan. 9 | Missouri | 2 p.m. | SECN+ |
| Jan. 16 | South Carolina* | 2 p.m. | SECN/ESPN2 |
| Jan. 20 | @ Alabama* | 8 p.m. | SEC Network |
| Jan. 23 | Mississippi State* | 3 p.m. | SEC Network |
| Jan. 27 | LSU* | 7:30 p.m. | SEC Network |
| Jan. 31 | @ Tennessee* | 6 p.m. | SEC Network |
| Feb. 3 | @ Texas A&M* | 8 p.m. | SEC Network |
| Feb. 10 | Auburn* | 7 p.m. | SECN+ |
| Feb. 13 | @ Missouri* | 2 p.m. | SECN+ |
| Feb. 17 | @ Florida* | 5 p.m. | SECN+ |
| Feb. 20 | Kentucky* | 1 p.m. | SEC Network |
| Feb. 24 | Georgia* | 7 p.m. | SECN+ |
| Feb. 27 | @ Mississippi State* | 5 p.m. | SEC Network |

!— at Simmons Bank Arena

*—SEC Contest | @ SEC Tournament | All Times CT

FOLLOW, WATCH & LISTEN



@RAZORBACKWBB

Razorback Sports Network from IMG (Radio)

Phil Elson — <http://143.223.155.160/audio>
Fayetteville — KQSM-FM-92.1 /// KYNG-AM — 1590*
Fort Smith — KFPW-AM-1230 /// KHGG-AM-1580*
Rogers — KURM-AM-790 /// FM-100.3

*If there are conflicts on the FM station

1 ARKANSAS VS. UAFA (EXH) | NOVEMBER 5

| SERIES | ARKANSAS (0-0, 0-0) | UAFA (0-0, 0-0) |
|--------------|---------------------|------------------------------------|
| Overall | 0-0 | PTS / GAME -----82.3 |
| Fayetteville | 0-0 | PTS ALLOWED / GAME -----73.8 |
| Away | 0-0 | FG -----.445 |
| Neutral | 0-0 | FG DEFENSE -----.435 |
| Last | N/A | 3-PT FG -----.389 |
| | | 3-PT FG DEFENSE -----.333 |
| | | REB / GAME -----33.0 |
| | | REB ALLOWED / GAME -----41.7 |
| | | LEADING SCORER-----Dunjee, 22.3 |
| | | LEADING REBOUNDER --- Thomas, 6.0 |
| | | LEADER IN ASSISTS ---- Slocum, 3.9 |
| | | HEAD COACH ----- Mike Neighbors |
| | | ARKANSAS RECORD ----- 78-50 (5) |
| | | CAREER RECORD ----- 176-91 (9) |
| | | PTS / GAME -----68.0 |
| | | PTS ALLOWED / GAME -----68.8 |
| | | FG -----.369 |
| | | FG DEFENSE -----.412 |
| | | 3-PT FG -----.304 |
| | | 3-PT FG DEFENSE -----.318 |
| | | REB / GAME -----36.3 |
| | | REB ALLOWED / GAME -----39.4 |
| | | LEADING SCORER-----Lollie, 14.3 |
| | | LEADING REBOUNDER ---- Lollie, 8.6 |
| | | LEADER IN ASSISTS -----Elston, 4.4 |
| | | HEAD COACH ----- Ryan McAdams |
| | | SCHOOL RECORD ----- 0-0 (1) |
| | | CAREER RECORD ----- 0-0 (1) |



NEIGHBORHOOD WATCH

- With three of five starters gone, including two top-15 WNBA Draft picks, Arkansas Women's Basketball will have a different look than years past.
- Despite the roster turnover, the Hogs are receiving votes in the AP Poll and have been picked to finish sixth in the loaded Southeastern Conference.
- The new faces will get a lot of attention, but the returners for the Hogs will play a huge role in determining the success of the new season.
- That starts with Amber Ramirez and Makayla Daniels, the two returning starters.
- The often unheralded Daniels is coming off a season in which she averaged 11.6 points and 2.2 assists, often asked to initiate the offense while guarding the other team's best perimeter player.
- Ramirez, meanwhile, continued her sharpshooting ways last season, averaging 13.5 points per game on a league-best 43.5 percent from beyond the arc.
- Erynn Barnum and Marquesha Davis will also look to make an impact in their expanded roles.
- Barnum, who was a scoring menace off the bench last season, will look to hold it down on the block following the departure of Taylah Thomas.
- Davis, meanwhile, flashed plenty last season, playing her best ball against the best, making huge contributions against both UConn and Baylor.

FIVE STARS AROUND

- The 2021 Incoming Class is arguably the greatest ever assembled for the program.
- Jersey Wolfenbarger, the No. 7 overall player and top-rated wing in the 2021 Hoopgurlz Recruiting Rankings, is set to debut on the Hill this fall.
- Fellow McDonald's All-American Maryam Dauda, who was flipped from Baylor this spring, will serve as the Hogs anchor down low for years to come. She is rehabbing an ACL injury.
- Both Sasha Goforth and Elauna Eaton will have four years of Eligibility at Arkansas due to COVID-19. Goforth, a former McDonald's All-American, returns to Fayetteville after a year at Oregon State. Eaton, meanwhile, comes back off rehabbing an ACL injury of her own.



2021-22 ROSTER @RAZORBACKWBB

NUMERICAL

| NO. | NAME | POS | HT | CL | HOMETOWN/PREVIOUS SCHOOL | TWITTER |
|-----|---------------------|-----|-----|------|---|------------------|
| 1 | Marquesha Davis | F | 6-0 | Jr | McGehee, Ark./Springdale HS | @MarqueshaDavis |
| 2 | Samara Spencer | G | 5-9 | Fr | Fort Lauderdale, Fla./St. Thomas Aquinas HS | @samaraaspen |
| 3 | Elauna Eaton | G | 6-0 | RFr | Helena, Ark./Nettleton HS | @ElaunaEaton23 |
| 4 | Erynn Barnum | F | 6-2 | RJr | Little Rock, Ark./LR Central HS | @erynnbee_ |
| 11 | Rylee Langerman | G | 5-9 | Fr | Norman, Okla./Christian Heritage HS | @rylang2 |
| 13 | Sasha Goforth | G | 6-1 | So | Fayetteville, Ark./Fayetteville HS/Oregon State | @goforthsasha |
| 15 | Ashlyn Sage | G | 6-2 | Fr | Weatherford, Okla./Weatherford HS | @AshlynSage15 |
| 22 | Avery Hughes | G | 5-7 | Jr | Bentonville, Ark./Bentonville HS | @averyhughes00 |
| 23 | Amber Ramirez | G | 5-9 | RSr* | San Antonio, Texas/Wagner HS/TCU | @yungram_ |
| 24 | Jersey Wolfenbarger | G | 6-5 | Fr | Fort Smith, Ark./Northside HS | @JerseyWolf4 |
| 25 | Destinee Oberg | C | 6-3 | Jr | Burnsville, Minn./Academy of Holy Angels | @Destineeoberg |
| 30 | Maryam Dauda | F | 6-4 | Fr | Bentonville, Ark./Bentonville HS | @Maryamdauda30 |
| 43 | Makayla Daniels | G | 5-8 | Jr | Frederick, Md./Frederick HS | @MakaylaDaniels5 |
| 55 | Emrie Ellis | F | 6-3 | Fr | Vanoss, Okla./Vanoss HS | @EllisEmrie |

| Title | Name | Year | Alma Mater |
|--------------------------------|-----------------|-------------|---------------------------|
| Head Coach | Mike Neighbors | 5th Season | Arkansas, 1993 |
| Associate Head Coach | Todd Schaefer | 5th Season | Thomas More College, 1995 |
| Assistant Coach | Pauline Love | 5th Season | Southern Miss, 2010 |
| Assistant Coach | Lacey Goldwire | 3rd Season | Washington, 2017 |
| Director of Operations | Amber Shirey | 34th Season | Arkansas, 1992 |
| Special Assistant to the HC | Jeff Brazil | 15th Season | Arkansas, 2010 |
| Dir. of Student-Athlete Devel. | C'eira Ricketts | 5th Season | Arkansas, 2015 |

ELIGIBILITY

| Seniors (1) | Juniors (5) | Sophomores (2) | Freshmen (6) |
|---------------|-----------------|-----------------|---------------------|
| Amber Ramirez | Erynn Barnum | Sasha Goforth | Maryam Dauda |
| | Makayla Daniels | Rylee Langerman | Elauna Eaton |
| | Marquesha Davis | | Emrie Ellis |
| | Avery Hughes | | Ashlyn Sage |
| | Destinee Oberg | | Samara Spencer |
| | | | Jersey Wolfenbarger |

ALPHABETICAL

| NO. | NAME | POS | HT | CL | HOMETOWN/PREVIOUS SCHOOL |
|-----|---------------------|-----|-----|------|---|
| 4 | Erynn Barnum | F | 6-2 | RJr | Little Rock, Ark./LR Central HS |
| 43 | Makayla Daniels | G | 5-8 | Jr | Frederick, Md./Frederick HS |
| 30 | Maryam Dauda | F | 6-4 | Fr | Bentonville, Ark./Bentonville HS |
| 1 | Marquesha Davis | G | 6-0 | Jr | McGehee, Ark./Springdale HS |
| 3 | Elauna Eaton | G | 6-0 | RFr | Helena, Ark./Nettleton HS |
| 55 | Emrie Ellis | F | 6-3 | Fr | Vanoss, Okla./Vanoss HS |
| 13 | Sasha Goforth | G | 6-0 | So | Fayetteville, Ark./Fayetteville HS |
| 22 | Avery Hughes | G | 5-7 | Jr | Bentonville, Ark./Bentonville HS |
| 11 | Rylee Langerman | G | 5-9 | So | Norman, Okla./Christian Heritage HS |
| 25 | Destinee Oberg | C | 6-3 | Jr | Burnsville, Minn./Academy of Holy Angels |
| 23 | Amber Ramirez | G | 5-9 | RSr* | San Antonio, Texas/Wagner HS/TCU |
| 15 | Ashlyn Sage | G | 6-2 | Fr | Weatherford, Okla./Weatherford HS |
| 2 | Samara Spencer | G | 5-9 | Fr | Fort Lauderdale, Fla./St. Thomas Aquinas HS |
| 24 | Jersey Wolfenbarger | G | 6-5 | Fr | Fort Smith, Ark./Northside HS |

BY STATE

| | |
|---------------------|-----------------|
| ARKANSAS | |
| Erynn Barnum | Little Rock |
| Maryam Dauda | Bentonville |
| Marquesha Davis | McGehee |
| Elauna Eaton | Helena |
| Sasha Goforth | Fayetteville |
| Avery Hughes | Bentonville |
| Jersey Wolfenbarger | Fort Smith |
| FLORIDA | |
| Samara Spencer | Fort Lauderdale |
| MARYLAND | |
| Makayla Daniels | Frederick |
| MINNESOTA | |
| Destinee Oberg | Burnsville |
| OKLAHOMA | |
| Emrie Ellis | Ada |
| Rylee Langerman | Del City |
| Ashlyn Sage | Weatherford |
| TEXAS | |
| Amber Ramirez | San Antonio |

FA-NETIK PRONUNCIATIONS

| | |
|----|---------------|
| 1 | Mar-QWEE-Shuh |
| 2 | Suh-MARE-uh |
| 30 | DOW-duh |
| 55 | em-REE |

SOUTHEASTERN CONFERENCE STANDINGS – 2020-21

| | Conference | | | | Overall | | | | | |
|-----------------------------|------------|------|-----|-----|---------|------|------|-----|-----|------|
| | W-L | Pct. | H | A | W-L | Pct. | H | A | N | Strk |
| Texas A&M [^] | 13-1 | .929 | 7-0 | 6-1 | 23-2 | .920 | 13-0 | 9-1 | 1-0 | L1 |
| South Carolina [#] | 14-2 | .875 | 8-0 | 6-2 | 22-4 | .846 | 10-1 | 7-3 | 5-0 | W2 |
| Tennessee | 9-4 | .692 | 6-1 | 3-3 | 16-7 | .696 | 11-2 | 4-4 | 1-1 | L1 |
| Georgia | 10-5 | .667 | 5-3 | 5-2 | 20-6 | .769 | 10-3 | 8-2 | 3-0 | W4 |
| Kentucky | 9-5 | .643 | 5-1 | 4-4 | 17-8 | .680 | 11-2 | 5-5 | 1-1 | L1 |
| Arkansas | 9-6 | .600 | 6-1 | 3-5 | 19-8 | .704 | 12-1 | 6-5 | 1-2 | L1 |
| Alabama | 8-8 | .500 | 3-5 | 5-3 | 16-9 | .640 | 7-5 | 8-3 | 1-1 | L1 |
| LSU | 6-8 | .429 | 3-5 | 3-3 | 9-13 | .409 | 4-6 | 3-3 | 2-4 | L1 |
| Mississippi State | 5-7 | .417 | 2-4 | 3-3 | 10-9 | .526 | 7-4 | 3-4 | 0-1 | L2 |
| Missouri | 5-9 | .357 | 1-6 | 4-3 | 9-11 | .450 | 5-7 | 4-3 | 0-1 | L1 |
| Ole Miss | 4-10 | .286 | 2-4 | 2-6 | 11-11 | .500 | 7-4 | 3-6 | 1-1 | L1 |
| Florida | 3-11 | .214 | 1-6 | 2-5 | 11-13 | .458 | 7-6 | 3-6 | 1-1 | L1 |
| Auburn | 0-15 | .000 | 0-7 | 0-8 | 5-19 | .208 | 5-9 | 0-9 | 0-1 | L17 |
| Vanderbilt [*] | 0-3 | .000 | 0-2 | 0-1 | 4-4 | .500 | 3-2 | 1-2 | 0-0 | L3 |

[^]SEC Champion. [#]SEC Tournament Champion. ^{*}Opted out of the season.

2022 SEC Preseason
Media Poll

1. South Carolina
2. Tennessee
3. Texas A&M
4. Kentucky
5. Georgia
6. **Arkansas**
7. LSU
8. Ole Miss
9. Mississippi State
10. Alabama
11. Missouri
12. Florida
13. Auburn
14. Vanderbilt

2022 SEC Preseason
Coaches' Poll

1. South Carolina
2. Texas A&M
3. Tennessee
4. Georgia
5. Kentucky
6. Ole Miss
7. **Arkansas**
8. LSU
9. Mississippi State
10. Missouri
11. Florida
12. Alabama
13. Auburn
14. Vanderbilt

THREE, FREE & CLEAN

- Coach Neighbors' 2020-21 Hogs were an offensive juggernaut, averaging 82.3 points per game, fourth in the NCAA.
- Arkansas got a lot of its offense from beyond the arc, where the Hogs were once again ranked among the elite. They made 267 threes last season, which was the seventh best mark in the NCAA.
- They hit 9.5 of them a game, which was eighth best in the NCAA.
- The Hogs weren't just a volume three-point shooting team though – they are hit 38.2 percent of their long balls last year, fourth in the NCAA.
- Neighbors' bunch was elite at getting to the free throw line and converting its chances last season – Arkansas finished ranked second in the NCAA in free throws made (468) and third in free throws attempted (636).
- The Hogs also played an efficient style of basketball, only turning the ball over 10.8 times a game on average, which was good for third in the NCAA and first in the Power Five.

SOME SIGNATURE WINS

- Arkansas picked up arguably the two most impressive wins of the 2020-21 college basketball season.
- The Hogs first took down then-No. 5 Baylor, 83-78, followed by stunning 11-time National Champion UConn, 90-87.
- The Razorbacks' win over the Lady Bears was the first top-five win for Arkansas since 2003 (W, 82-72, No. 2 LSU, 1-19-03).
- The Hogs' win over Baylor was the program's first win over a defending National Champion since 1996 (W, 77-75, No. 6 Tennessee, 12-29-96).
- Neighbors' offense, which is built to give the Hogs a puncher's chance against anyone, delivered a knockout against UConn: Arkansas' 90 points scored was the most by any UConn opponent since 2001.
- The Hogs shot a blistering 52 percent against UConn, the highest FG percentage allowed by the Huskies since 2011.
- Arkansas also drew 23 fouls in the game, the most drawn against UConn since 2014.
- Only nine teams have beaten UConn since 2012: Arizona, Baylor, Louisville, Mississippi State, Notre Dame, Oregon, South Carolina, Stanford, and Arkansas.

LAST TIME OUT

- A slow start for Arkansas created an early hole for the Razorbacks that proved too deep to climb out of in the team's 66-62 loss to Wright State in the opening round of the NCAA Tournament.
- The Razorbacks struggled in the first half shooting the basketball going 9-of-24 (37.5 %) from the field and just 2-of-12 from 3-point range. The opening quarter saw the Hogs go 4-for-12 from the field and produce just 12 points, which led to a season-low 26 points in the first half.
- Arkansas battled back in the second half, scoring 21 points in the fourth quarter and briefly taking the lead late. A costly turnover up one with under a minute to play led to Wright State scoring the final five points of the game to knock off the Razorbacks.
- Chelsea Dungee led all scorers with 27 points, including 18 in the second half. Overall, Arkansas shot 34 percent from the field for the game and was out-rebounded 44-30.
- The Razorbacks end the season 19-9 with the program's first trip to the NCAA Tournament since 2015.

HOGS STAYING HOME



ERYNN BARNUM
RJR. | F | LITTLE ROCK, ARKANSAS

MARQUESHA DAVIS
JR. | G | MCGEEHEE, ARKANSAS

AVERY HUGHES
JR. | G | BENTONVILLE, ARKANSAS

ELAUNA EATON
RFR. | G | HELENA, ARKANSAS

SASHA GOFORTH
SO. | G | FAYETTEVILLE, ARKANSAS

JERSEY WOLFENBARGER
FR. | G/F | FORT SMITH, ARKANSAS

MARYAM DAUDA
FR. | F | BENTONVILLE, ARKANSAS

→ Erynn Barnum, now a redshirt junior, is the oldest of the Arkansas bunch. After an extremely successful season coming off the bench, she is poised to breakout.

→ Junior Marquesha Davis, like Barnum, is poised to have a much larger role this season as well. The McGehee, Ark. native showed how good she could be in Arkansas' monster wins over both Baylor and UConn. She put up eight points, four rebounds and four steals against Baylor, while going for seven points, three boards and several huge stops against Paige Bueckers in the win over the Huskies.

→ Junior Avery Hughes of Bentonville, who was the first walk-on of the Neighbors era at Arkansas, was recently put on scholarship.

→ Coming off an ACL tear, reshirt freshman Elauna Eaton is set to make her debut for Neighbors & Co. in 2021-22. The scoring guard was highly touted out of Nettleton high school, ranked as a five-star player and as the No. 37 player in the class of 2020.

→ Transferring in this season, sophomore, and former McDonald's All-American, Sasha Goforth retruns home to Fayetteville and will make an immediate impact. The All-Freshman Pac-12 player brings her versatile game to Arkansas, and will be immediately eligible.

→ Freshman Jersey Wolfenbarger arrives on the Hill as perhaps the most highly touted player in the program's history. The 6-5 wing ranked No. 7 in the 2021 Hoopgurlz rankings was the Arkansas Gatorade Player of the Year twice in a row, and earned a spot on the gold medal winning U19 FIBA World Cup squad.

→ Not far behind her, though, is fellow freshman Maryam Dauda. Dauda, like Wolfenbarger was a McDonald's All-American and Jordan Brand Classic Invitee. Dauda is currently rehabing a torn ACL.



THE SPLASH SISTER

→ Now entering her third season, Amber Ramirez will begin the 2021–22 season as the leader of the Razorbacks.

→ The Splash Sister is up to the task – Ramirez finished the season last year averaging 13.5 points per game on 43 percent shooting.

→ The coaches in the league took notice, as Ramirez was named to the Preseason All–SEC Second Team.

→ The honor was the first from the league office in her career, and she was the only Hog to be placed on either of the preseason teams.

→ Ramirez was often at her best when the stakes were their highest. Her best showings of the 2020–21 season came in the Hogs’ two biggest games, as she was instrumental in the Razorbacks’ signature wins over Baylor and UConn.

→ In the Baylor win, Ramirez went for 23 points, 16 of which came in the second half.

→ Against UConn, the Splash Sister was at it again, going for 22 points, hitting five of her 10 three–point attempts.

MONEY MAK

→ Junior guard Makayla Daniels is set for an expanded role in her third season on the Hill.

→ Daniels has yet to miss a start since arriving in Fayetteville – she’s started 60 straight games.

→ She continued her ascent in her sophomore season, averaging 11.6 points, 3.0 rebounds, 2.2 assists and 1.5 steals per game.

→ Daniels, despite being only 5–9, was asked to guard the best guards and wings in the league, including strong showings against Rhyne Howard and Aijha Blackwell, who are both at least five inches taller than her.

→ In her signature performance of the year, Daniels brought the Hogs back on the road at Auburn, scoring nine straight points with under five minutes to go to help the Hogs secure the win.

→ She also dropped 16 points in the near upset of Texas A&M at home last season.

DEPTH ON DEPTH ON DEPTH

→ A year after playing a shorter rotation, Coach Neighbors will have plenty of chess pieces to use during the 2021–22 season.

→ Makayla Daniels and Amber Ramirez will retain their starting spots, but from there, the depth chart becomes very competitive.

→ The guard rotation will be good for the Hogs once again, as Elauna Eaton, Rylee Langerman and Samara Spencer will all have an opportunity to secure playing time.

→ Eaton, the former five–star recruit, will make her debut after missing last season with an ACL injury. The Helena, Ark. native brings good size

WHAT’S HE SAYIN’?

Trying to figure out what Coach Neighbors is saying on the bench? Don’t worry – he has a language all his own.

Coach Neighbors plays Positionless Basketball. Instead of having guards, forwards and centers, he has Rabbits, Rackers, Locks and Dragons.



Rabbits run the floor and look to score quickly with a layup.



Rackers bring the ball up the floor, and are trying to get to the rack.



Locks, generally good three–point shooters, are trying to win the race to the corners.



The Dragon is the last player down the court, dragging behind the others.

to the position, and is an electrifying scorer with good playmaking chops.

→ Langerman, meanwhile, brings a rugged presence to the backcourt, as she will rebound and defend with the best guards in the league this season.

→ The only guard on the team that can match Daniels’ speed, Spencer’s ability to get to the cup could see her in the rotation as a freshman.

→ On the wing, the Hogs are stacked: Sasha Goforth, Marquesha Davis and Jersey Wolfenbarger will all vie for serious minutes.

→ Goforth brings extreme versatility – she can score, defend on and off the ball, rebound, facilitate and block shots – and experience, as she was an All–Freshman selection at Oregon State last season.

→ Davis flashed frequently during her sophomore season, showing herself to be a capable scorer and a lockdown wing defender.

→ Wolfenbarger, meanwhile, is one of the more unique players in the country already. At 6–5, she’s as big as most post players, but brings guard skills along with that size.

→ Down low, Erynn Barnum has a hold on the starting spot. She is an explosive scorer with an unorthodox game. She can also block shots.

→ Emrie Ellis, meanwhile, is a great playmaker and shooter as a big.

→ The wild card of the group is Maryam Dauda – the McDonald’s All–American is a menacing presence down low, standing 6–4. She can do it all – shoot, run the floor and block and alter shots of those that come into the lane.

OUR RECORD WHEN ...

| | |
|-----------------------------|-------------|
| Overall | 0–0 |
| Home / Away / Neutral | 0–0/0–0/0–0 |
| SEC | 0–0 |
| Home / Away | 0–0/0–0 |
| White Uniforms | 0–0 |
| Cardinal Uniforms | 0–0 |
| Anthracite Uniforms | 0–0 |

LEADS/QUARTERS/HALFTIME/OT

| | |
|---|-----|
| Leading after the 1st quarter | 0–0 |
| Leading after the 2nd quarter/Half | 0–0 |
| Leading after the 3rd quarter | 0–0 |
| Leading at the half, home | 0–0 |
| Leading at the half, road/neutral | 0–0 |
| Tied at the half, home | 0–0 |
| Tied at the half, road/neutral | 0–0 |
| Games decided by 5 points or fewer | 0–0 |
| Games decided by 10 points or fewer | 0–0 |
| Leading with 5:00 left | 0–0 |
| Leading with 2:00 left | 0–0 |
| Overtime games | 0–0 |

OFFENSE

| | |
|---|-----|
| Scoring less than 70 points | 0–0 |
| Scoring 70–79 points | 0–0 |
| Scoring 80–89 points | 0–0 |
| Scoring 90–99 points | 0–0 |
| Scoring 100+ points | 0–0 |
| 2 Players Or Less in Double Figures | 0–0 |
| 3 Players in Double Figures | 0–0 |
| 4 Players in Double Figures | 0–0 |
| 5 Players in Double Figures | 0–0 |
| 5+ Players in Double Figures | 0–0 |
| When shooting 50 percent or higher | 0–0 |
| When shooting less than 50 percent | 0–0 |

REBOUNDING/TURNOVERS

| | |
|--|-----|
| When outrebounding opponent | 0–0 |
| When outrebounded | 0–0 |
| When rebounds are even | 0–0 |
| When grabbing 10+ offensive reb | 0–0 |
| When forcing 15+ turnovers | 0–0 |
| When committing less than 15 turnovers | 0–0 |
| When committing 15+ turnovers | 0–0 |

Top Scorers (Includes Ties)

Top Rebounders (Includes Ties)

Months

THE BACKCOURT

MAKAYLA DANIELS AMBER RAMIREZ

SECOND TEAM



25.1 COMBINED PPG

121-297 3PT-3PA
LAST SEASON

77 THREES MADE - 11TH IN
NCAA/SECOND IN SEC

44 THREES MADE
NINTH IN SEC

43.5 PERCENT 3FG
FIRST IN SEC (MIN 50 FGM)

41 STEALS
8TH IN SEC



OFFENSE

| | |
|--|---|
| Scored 110+----- | 110, vs. Providence (11-16-98) |
| Scored 100+ points at home ----- | 105, vs. UCA (12-13-20) |
| Scored 100+ points on the road ----- | 108, at Ole Miss (2-16-20) 108, Baylor (3-6-91) |
| Scored 90-99 points ----- | 94, Alabama (2-28-21) |
| Scored 90+ points at home ----- | 94, Alabama (2-28-21) |
| Scored 90+ points on the road ----- | 96, No. 12 Maryland (11-29-20) |
| Scored 80-89 points ----- | 84, Ole Miss (2-19-21) |
| Scored 80-89 points at home ----- | 84, Ole Miss (2-19-21) |
| Scored 80-89 points on the road ----- | 85, at Mizzou (2-4-21) |
| Was held to 50-59----- | 55, vs. Georgia (1-23-20) |
| Was held to 49-40----- | 42 at No. 9 South Carolina (1-25-18) |
| Was held to 39-20----- | 34, at LSU, 2-7-19 |
| Was held to 20 or less ----- | N/A |
| Made 40+ field goals ----- | 40, vs. UCA (12-13-20) |
| Made 30-39 field goals ----- | 31, Alabama (2-28-21) |
| Made 17+ three-point field goals ----- | 19, Alabama (2-28-21) |
| Made 10+ three-point field goals ----- | 10, at Auburn (2-25-21) |
| Did not make 3-pointer (since 1986)----- | 0-10, at LSU, 2-7-19 |
| Made 30 free throws ----- | 30 (30-39), No. 4 Baylor (12-6-20) |
| Made 25 free throws ----- | 25 (25-33), Ole Miss (2-19-21) |
| Shot 50-59 or better ----- | 56.3, Ole Miss (2-19-21) |
| Shot 60 or better ----- | .644 (38-59) at Ole Miss (2-16-20) |
| Held to less than 30 ----- | 26.5 (13-49), at LSU, 2-7-19 |
| Held to less than 20 ----- | .182 (10-55) vs. No. 6/7 Tennessee (1-8-12; L, 38-69) |
| Had 20 or more assists in a game ----- | 22, vs. UCA (12-13-20) |

DEFENSE

| | |
|---|---|
| Allowed 100 points----- | 104, at No. 4 South Carolina |
| Allowed 80-99 points----- | 80, No. 24 Mississippi State (2-11-21) |
| Allowed 70-79 points----- | 76, Alabama (2-28-21) |
| Held opponent to 40-49 points ----- | 47, at SMU (12-9-20) |
| Held opponent to 39-30 ----- | 36, Northwestern State, 12-18-16 |
| Held an SEC opponent under 50 points in 3 cons. games ----- | 47, Auburn (1-29-15) |
| ----- | W, 52-47; 42, Alabama (2-1-15, W, 53-42); #24/21 Georgia (2-9-15, W, 54-48) |
| Held opponent to 29 points or less ----- | 23, Binghamton, 11-30-13 |
| Held an opponent under 15 points in a half ----- | 12, vs. UCA (12-13-20) |
| Held an opponent to 2 points in a quarter ----- | 2, vs. UCA (12-13-20) |
| Held opponent under 15 field goals ----- | 14, Houston Baptist, 12-28-16 |
| Held opponent to less than 30 percent shooting ----- | 24.6 (16-65), UAPB (12-21-20) |
| Held opponent to less than 20 percent shooting ----- | 19.7 (13-66), vs. Northwestern State (12-15-19) |
| Held opponent under 15 percent from 3-point ----- | 14.3, Auburn (1-31-21) |
| Opponent did not make a 3-pointer ----- | 0, Tulsa (12-11-19) |
| Had 70+ rebounds ----- | 74, Mississippi Valley State (11-24-89) |
| Had 60-69 rebounds ----- | 64, Prairie View A&M (12-16-18) |
| Had 50-59 rebounds ----- | 53, Oral Roberts (11-25-20) |
| Had five or more blocked shots in a game ----- | 6, Alabama (2-28-21) |
| Had 20 or more steals in a game ----- | 20, ORU (11-13-13) |
| Had 15 or more steals in a game ----- | 18, vs. UT Martin (12-29-19) |
| Forced 20-25 Turnovers in a game ----- | 23, vs. UCA (12-13-20) |
| Forced 25+ Turnovers in a game ----- | 29, Oral Roberts (11-25-20) |

OTHER

| | |
|--|---|
| Won an overtime game ----- | 85-81, at Missouri, (2-2-20) |
| Lost an overtime game ----- | Florida (71-66), 1-28-16 |
| Won a double overtime game ----- | 73-72, vs. Florida (1-29-12) |
| Lost a double overtime game ----- | N/A |
| Won a triple overtime game ----- | 91-80 Win in 3OT, 2-10-13, at Alabama |
| Played consecutive OT games ----- | 1-24-16 at Auburn (lost); 1-28-16 vs Florida (lost) |
| Won regular season tournament ----- | Bahamas Hoopfest (Nassau, Bahamas, Nov. 29-28, 2019) |
| Defeated ranked team ----- | vs. No. 24 Mississippi State (2-11-21) |
| Defeated a ranked team on the road --- | 57-53, at #19/18 LSU, 2-23-14; 77-76, #17/16 Iowa (Las Vegas), 12-18-14 |
| All-time SEC win streak ----- | 8 games (1-15-12: Auburn through 2-15-12: at Auburn) |
| All-time SEC home win streak ----- | 5 games (1-15-12: Auburn -- 2-9-12: S. Carolina) |
| ----- | 5 games (1-14-21: Florida -- 2-28-21: Alabama) |

A RAZORBACK PLAYER ...

| | |
|--|---|
| Scored 20-24 points ----- | 22, Chelsea Dungee, Ole Miss (3-4-21) |
| Scored 25-29 points ----- | 29, Destiny Slocum, at LSU (2-21-21) |
| Scored 30+ points ----- | 35, Amber Ramirez, Alabama (2-28-21) |
| Scored 40+ points ----- | 41, Chelsea Dungee vs Auburn, 2-10-19 |
| Scored 20+ points 10 times in a season ----- | Chelsea Dungee (20x 2018-19) |
| ----- | Chelsea Dungee (11x 2019-20) |
| ----- | Chelsea Dungee (17x 2020-21) |
| Double figures in 15 cons games (Season) ----- | Jessica Jackson, 11/11/16, LSU 1-8-17 |
| ----- | Chelsea Dungee, 26 games, (2018-19 & 2019-20) |
| ----- | Chelsea Dungee, 31 games, (2019-20 & 2020-21) |
| Five players scored double figures in 1 game ----- | at No. 4 South Carolina |
| ----- | Dungee 22, Slocum 15, Barnum 13, Daniels 10, Ramirez 10 |
| Five Starters In Double Figures ----- | FGCU, 11-28-20 |
| ----- | Dungee 25, Daniels 15, Ramirez 12, Slocum 12, Thomas 11 |
| Seven players scored in double figures in 1 game ----- | vs. Northwestern State, 11-9-18 |
| ----- | (Tolfree, Gaulden, Monk, Thomas, Doumbia, Dungee, Williams) |
| Made 10+ field goals in a game ----- | 12, Amber Ramirez, Alabama (2-28-21) |
| Attempted 20+ field goals in a game ----- | 24, Chelsea Dungee, Ole Miss (3-4-21) |
| Made 10 free throws in a game ----- | 14, Chelsea Dungee, Ole Miss (2-19-21) |
| Made 7 or more 3-pt FG in a game ----- | 8, Amber Ramirez, Alabama (2-28-21) |
| Attempted 10 or more 3-pt FG in a game ----- | 11, Chelsea Dungee, Ole Miss (3-4-21) |
| Had 10-14 rebounds ----- | 10, Taylah Thomas, at No.22 Georgia (1-25-21) |
| Had 15-19 rebounds ----- | 21, Taylah Thomas, New Orleans, 11-8-19 |
| Had 20+ rebounds ----- | 21, Taylah Thomas, New Orleans, 11-8-19 |
| Had 10 offensive reb - Records go back to 05-06 ----- | 11, Melissa Wolff |
| ----- | vs. New Orleans (1-30-15) |
| Had 10+ defensive reb - Records go back to 05-06 ----- | 10, Rokia Doumbia, (Tulsa) 12-11-19 |
| Had 10+ assists ----- | 10, Destiny Slocum, at Mizzou (2-4-21) |
| Had 10+ assists in cons games ----- | Jailyn Mason (11 vs. HBU, 12-28-16 and 10 at Ole |
| ----- | Miss, 1-1-17), Calli Berna (11 vs. No. 10/8 KY 2/7/13 and 11 at UA 2/10/13) |
| Had 5+ blocks in a game ----- | 5, Taylah Thomas, at Mizzou (2-4-21) |
| Had 9+ blocks in a game ----- | 9, Robyn Irwin vs. SMSU, 12-19-88 (school record) |
| Had 5 or more steals in a game ----- | 5, Chelsea Dungee, @ Tennessee (1-7-21) |
| Had a double-double ----- | 22 Points, 10 Assists, Destiny Slocum, at Mizzou (2-4-21) |
| Had a double-double in two cons games ----- | Taylah Thomas, New Orleans & McNeese State, 11-8/11-11-19 |
| ----- | 10 & 21/11 & 11 |
| Had two players record a double-double ----- | Kiara Williams (12 pts/16 reb) & |
| ----- | Malica Monk (10 pts/10 reb)., Grambling State, 12-28-17 |
| Had seven double-doubles in a season ----- | Devin Cosper, 2017-18 |
| ----- | (SHSU, ORU, NMSU, Char., Tulsa, OM, AL) |
| Had 10+ double-doubles in a season ----- | 2006-07, Lauren Ervin (14) |
| Had a triple-double ----- | 14 pts, 13 reb, 12 asts, C'eira Ricketts vs. Auburn (1-18-09) |

MORE ABOUT MIKE

Hometown: Greenwood, Ark. (Greenwood HS)
Family: Daughter Abby; Sons Alec & Bowen and Barrett
Alma Mater: Arkansas, 1993

NEIGHBORS BY THE NUMBERS

- 176 Wins (176-91, 8 seasons)
- 5 Players drafted in the WNBA (HC)
- 14 Signed McDonalds' All-Americans
- 8 Years as a head coach
- 7 Postseason appearances
- 1 Final Four appearance



LEARN MORE

Sign up for Mike Neighbors' news-letter and listen to his podcasts at CoachNeighbors.com

NABES FAVES

TOP 10 MOVIES

1. A Few Good Men
2. The Hunt For Red October
3. The Silence Of The Lambs
4. Hoosiers
5. Pretty Woman
6. Moneyball
7. Top Gun
8. JFK
9. The Lion King
10. Purple Rain

See the entire list here: <http://imdb.to/2royaO0>

TOP 10 SONGS

1. Sweet Child O' Mine (Guns N' Roses)
2. You Shook Me All Night Long (AC/DC)
3. Man In The Mirror (Michael Jackson)
4. Amarillo By Morning (George Strait)
5. Jessie's Girl (Rick Springfield)
6. Hysteria (Def Leppard)
7. Fishin' In The Dark (Nitty Gritty Dirt Band)
8. The Ballad of Curtis Loew (Lynyrd Skynyrd)
9. Wanted Dead Or Alive (Bon Jovi)
10. Let's Go Crazy (Prince)

TOP 10 TV SHOWS

1. West Wing (first three seasons)
2. The Wire
3. Breaking Bad
4. Seinfeld
5. The Newsroom
6. Prison Break
7. Arrested Development
8. Game of Thrones
9. The Sopranos
10. The Goldbergs

Entire list: <http://www.imdb.com/list/>



MIKE NEIGHBORS

THE MOST INTERESTING COACH IN COLLEGE BASKETBALL

Fifth Season | Career Record: 176-91 (8) | Arkansas Record: 78-50 (4)

Four years after his return to his alma mater, Mike Neighbors has transformed Arkansas into a nationally recognized women's basketball program. During his time back home, Neighbors has guided his Hogs to the best four-year period of sustained success in program history. The proof of his success, and the success of his system, lies in the numbers - Neighbors has accumulated 176 wins during his eight seasons as a head coach, one of only two NCAA Division I Head Coaches to do so in eight or fewer seasons.

Entering his fifth season on the bench for Arkansas, Neighbors is coming off a historic campaign unlike any other. Under his watchful eye, the Hogs have been transformed into a winner in the Southeastern Conference. His 2020-21 team helped cement that, as the Razorbacks finished 9-6 in the league, the first time in program history with back-to-back winning seasons since joining the SEC back in 1991. Neighbors' 2020-21 squad was also at its best when the competition was at its most fierce - his most recent team became the first Razorback squad to beat two top-five teams in the same season, as Arkansas beat both No. 4 Baylor and No. 3 UConn this past season. Their win against Baylor was the first top-five win for the program since 2003, and its first win against a defending national champion since 1996. Neighbors' Hogs accomplished all this in the midst of the COVID-19 pandemic, and during the regular season, played in 26 games, the most in the NCAA. That was not by accident - Neighbors and his staff went the extra mile in how they traveled, practiced and managed their team on gameday. The season culminated with the program's first trip to the NCAA Tournament since 2015, and if not for the COVID-19 pandemic, it would have been the first back-to-back appearances for the program since the 2002 and 2003 NCAA Tournaments.

TIMELINE

- Bentonville HS Head Coach 1994-98
- Cabot HS Head Coach 1998-99
- Arkansas Director of Ops 1999-01
- Tulsa Univ. Assistant Coach 2001-05
- Univ. of Colorado Assistant Coach 2005-06
- Univ. of Arkansas Assistant Coach 2006-07
- Xavier Assistant Coach 2007-2011
- Univ. of Washington Assistant Coach 2011-13
- Univ. of Washington Head Coach 2013-17
- Univ. of Arkansas Head Coach 2017-present

COACHING HISTORY

| University of Washington | Year | Overall | Pac-12 | Finish |
|--------------------------|---------|--------------|--------------|--------|
| | 2013-14 | 20-14 (.588) | 10-8 (.556) | 6 |
| | 2014-15 | 23-10 (.697) | 11-7 (.611) | 5 |
| | 2015-16 | 26-11 (.703) | 11-7 (.611) | 5 |
| | 2016-17 | 29-6 (.829) | 15-3 (.833) | T-2 |
| UW | | 98-41 (.705) | 47-25 (.662) | |

| University of Arkansas | Year | Overall | SEC | Finish |
|------------------------|---------|--------------|--------------|--------|
| | 2017-18 | 13-18 (.419) | 3-13 (.188) | T-11 |
| | 2018-19 | 22-15 (.611) | 6-10 (.375) | 10 |
| | 2019-20 | 24-8 (.750) | 10-6 (.625) | T3 |
| | 2020-21 | 19-9 (.679) | 9-6 (.600) | T5 |
| Ark | | 78-50 (.609) | 28-36 (.438) | |

Totals 176-91 (.659) 75-60 (.556) 8 yrs

PLAYER DEVELOPMENT

| YEAR | UNIVERSITY | PLAYER | ROUND | OVERALL | TEAM NOTE |
|------|------------|------------------|-------|---------|-------------------------|
| 2021 | Arkansas | Chelsea Dungee | 1 | 5 | Dallas Wings ! @ |
| 2021 | Arkansas | Destiny Slocum | 2 | 14 | Las Vegas Aces ! @ |
| 2021 | Arizona | Aari McDonald | 1 | 3 | Atlanta Dream @ |
| 2017 | Washington | Kelsey Plum | 1 | 1 | San Antonio Stars ! @ |
| | Washington | Chantel Osahor | 2 | 21 | Chicago Sky ! @ |
| 2016 | Washington | Talia Walton | 3 | 29 | Los Angeles Sparks ! @ |
| 2011 | Xavier | Amber Harris | 1 | 4 | Minnesota Lynx # |
| | Xavier | Ta'Shia Phillips | 1 | 8 | Atlanta Dream # |
| | TAMU/UAFS | Tanisha Smith | 2 | 22 | Seattle Storm # |
| | Colorado | Brittany Spears | 2 | 19 | Phoenix Mercury * |
| 2009 | Arkansas | Shameka Christon | 1 | 5 | New York Liberty # |
| 2008 | Arkansas | Lauren Ervin | 3 | 37 | Connecticut Sun # |
| 2006 | Tulsa | Megan Moody | - | - | Houston Comets |
| | | | | | Free Agent # |
| 2003 | Tulsa | Allison Curtin | 1 | 12 | Houston Comets ! # |
| | Arkansas | Dana Cherry | 2 | 23 | Traded to Detroit Shock |
| | | | | | Charlotte Sting |

*-Recruited but did not coach

!-At the school when player was drafted

@-Worked with player as a head coach

#-Worked with player as an assistant coach

\$-Worked with player as other (GA, etc)

COACHING DEVELOPMENT

| Coach | w/Nabes | Now |
|----------------|---------------|----------------------|
| Chantel Osahor | '20, '21 | AC Oklahoma |
| Fred Castro | '14, '15, '16 | HC Eastern Michigan |
| Adia Barnes | '14, '15 | HC Arizona |
| Adam Call | '14 | AC George Washington |
| Morgan Valley | '16 | AC Arizona |
| Todd Schaefer | '16-'21 | AHC Arkansas |

THE MOST INTERESTING MAN IN COLLEGE BASKETBALL

- Grew up with a "Big Touk": Coach is lactose intolerant and often had Coke in his bottle.
- Blueberry Please: When he got old enough to make his own breakfast, Pop Tarts were a regular. He liked the chocolate ones as a kid but prefers frosted blueberry now.
- Movies: His expansive movie collection includes digital, disk and VHS copies. Did you know he used to work at BlockBuster?
- Lunch Boxes: Coach collects tin lunch boxes and has them displayed in his home. His first lunch box had KISS on it. He got it in second grade.
- Athens City Champion: Coach stumbled upon a dart tournament while on a trip to Athens, Georgia. He joined in and was one of the two-man winning team.
- Lunchboxes are just one of the many things Coach collects. Ask him about shoes, music, movies, guitars, figurines – just about anything!



| NEIGHBORS VERSUS ... | | | | | | | | | | | |
|----------------------|---|---|--------------------|---|---|-------------------|---|---|------------------|-----|----|
| Abilene Christian | 2 | 0 | Grambling State | 2 | 0 | Ole Miss | 5 | 1 | Tennessee Tech | 1 | 0 |
| Alabama | 4 | 1 | Grand Canyon | 1 | 0 | Oral Roberts | 4 | 0 | Texas A&M | 3 | 7 |
| Arizona State | 2 | 6 | Hartford | 1 | 0 | Oregon State | 1 | 6 | Texas Tech | 1 | 0 |
| Arizona | 6 | 0 | Hawai'i | 1 | 0 | Oregon | 5 | 3 | Tulsa | 3 | 0 |
| Auburn | 5 | 1 | Houston | 2 | 0 | Pennsylvania | 1 | 0 | UAB | 1 | 0 |
| Baylor | 1 | 0 | Idaho | 1 | 0 | Pittsburgh | 1 | 1 | UAPB | 1 | 0 |
| Belmont | 1 | 0 | Iowa State | 0 | 1 | Portland | 3 | 1 | UC Irvine | 1 | 0 |
| Boise State | 1 | 0 | Jackson State | 1 | 0 | Prairie View A&M | 1 | 0 | UC Riverside | 2 | 0 |
| BYU | 1 | 0 | Kansas | 0 | 1 | Saint Mary's | 0 | 1 | UCLA | 4 | 2 |
| California | 4 | 4 | Kansas State | 1 | 0 | Sam Houston State | 1 | 0 | USC | 6 | 0 |
| Central Arkansas | 1 | 0 | Kentucky | 2 | 4 | Samford | 1 | 0 | Utah | 7 | 3 |
| Charlotte | 1 | 0 | Little Rock | 2 | 0 | San Diego State | 2 | 0 | UT-Arlington | 2 | 0 |
| Colorado State | 1 | 0 | Louisiana-Monroe | 2 | 0 | San Diego | 1 | 0 | UTEP | 0 | 2 |
| Colorado | 9 | 0 | LSU | 2 | 2 | Santa Clara | 1 | 0 | Vanderbilt | 3 | 1 |
| Connecticut | 1 | 0 | McNeese State | 1 | 0 | Savannah State | 1 | 0 | Wake Forest | 1 | 0 |
| CSUN | 1 | 0 | Maryland | 1 | 1 | Seattle | 4 | 0 | Washington State | 5 | 3 |
| DePaul | 0 | 1 | Miami | 0 | 1 | SMU | 1 | 0 | Weber State | 1 | 0 |
| Eastern Washington | 1 | 0 | Mississippi State | 1 | 5 | South Carolina | 1 | 6 | Wisconsin | 3 | 0 |
| Florida State | 1 | 0 | Missouri | 5 | 4 | South Dakota | 2 | 0 | Wright State | 0 | 1 |
| Florida | 3 | 2 | Montana State | 2 | 0 | Stanford | 3 | 5 | Yale | 1 | 0 |
| FGCU | 1 | 0 | Nebraska | 1 | 1 | Stony Brook | 1 | 0 | TOTALS | 176 | 91 |
| Fordham | 1 | 0 | New Mexico State | 1 | 0 | Syracuse | 0 | 2 | | | |
| Fresno State | 2 | 0 | New Orleans | 1 | 0 | TCU | 0 | 1 | | | |
| Furman | 1 | 0 | Northwestern State | 2 | 0 | Tennessee | 2 | 2 | | | |
| Georgia | 1 | 5 | Notre Dame | 0 | 1 | Tennessee Martin | 1 | 0 | | | |
| | | | Oklahoma | 1 | 2 | Tennessee State | 1 | 0 | | | |



Arkansas Razorbacks Arkansas Combined Team Statistics (as of Mar 23, 2021) All games



| RECORD: | OVERALL | HOME | AWAY | NEUTRAL |
|----------------|---------|------|------|---------|
| ALL GAMES | 19-9 | 12-1 | 6-5 | 1-3 |
| CONFERENCE | 9-6 | 6-1 | 3-5 | 0-0 |
| NON-CONFERENCE | 10-3 | 6-0 | 3-0 | 1-3 |

| # | Player | gp-gs | min | avg | Total | | 3-Point | | F-Throw | | Rebounds | | | | pf | dq | a | to | blk | stl | pts | avg |
|----------------|------------------|-------|------|------|----------|------|---------|------|---------|-------|----------|-----|------|------|-----|----|-----|-----|-----|-----|------|------|
| | | | | | fg-fga | fg% | 3fg-fga | 3fg% | ft-fa | ft% | off | def | tot | avg | | | | | | | | |
| 33 | DUNGEE, Chelsea | 27-27 | 871 | 32.3 | 184-434 | .424 | 58-150 | .387 | 177-224 | .790 | 20 | 84 | 104 | 3.9 | 55 | 0 | 41 | 70 | 7 | 41 | 603 | 22.3 |
| 12 | SLOCUM, Destiny | 27-27 | 856 | 31.7 | 152-315 | .483 | 52-131 | .397 | 50-70 | .714 | 13 | 75 | 88 | 3.3 | 58 | 0 | 106 | 43 | 1 | 22 | 406 | 15.0 |
| 23 | RAMIREZ, Amber | 27-27 | 867 | 32.1 | 123-286 | .430 | 77-177 | .435 | 42-52 | .808 | 6 | 72 | 78 | 2.9 | 38 | 0 | 41 | 33 | 5 | 30 | 365 | 13.5 |
| 43 | DANIELS, Makayla | 28-28 | 802 | 28.6 | 101-256 | .395 | 44-120 | .367 | 78-97 | .804 | 9 | 74 | 83 | 3.0 | 75 | 2 | 61 | 43 | 4 | 41 | 324 | 11.6 |
| 04 | BARNUM, Erynn | 28-0 | 454 | 16.2 | 85-145 | .586 | 1-7 | .143 | 44-87 | .506 | 34 | 94 | 128 | 4.6 | 56 | 0 | 11 | 30 | 23 | 21 | 215 | 7.7 |
| 01 | DAVIS, Marquesha | 26-0 | 314 | 12.1 | 43-95 | .453 | 6-20 | .300 | 27-36 | .750 | 12 | 43 | 55 | 2.1 | 26 | 0 | 10 | 14 | 6 | 22 | 119 | 4.6 |
| 24 | THOMAS, Taylah | 28-28 | 613 | 21.9 | 40-81 | .494 | 1-5 | .200 | 37-46 | .804 | 62 | 106 | 168 | 6.0 | 67 | 0 | 21 | 21 | 23 | 13 | 118 | 4.2 |
| 14 | MASON, Jaielyn | 27-3 | 553 | 20.5 | 35-100 | .350 | 21-59 | .356 | 4-4 | 1.000 | 2 | 58 | 60 | 2.2 | 32 | 0 | 28 | 13 | 6 | 22 | 95 | 3.5 |
| 20 | McGHEE, Destinee | 6-0 | 30 | 5.0 | 9-17 | .529 | 0-1 | .000 | 2-6 | .333 | 7 | 4 | 11 | 1.8 | 4 | 0 | 0 | 0 | 0 | 0 | 20 | 3.3 |
| 22 | HUGHES, Avery | 7-0 | 45 | 6.4 | 3-7 | .429 | 3-6 | .500 | 3-3 | 1.000 | 0 | 2 | 2 | 0.3 | 2 | 0 | 5 | 3 | 0 | 2 | 12 | 1.7 |
| 11 | LANGERMAN, Rylee | 13-0 | 92 | 7.1 | 5-16 | .313 | 4-10 | .400 | 2-4 | .500 | 2 | 12 | 14 | 1.1 | 10 | 0 | 7 | 9 | 1 | 1 | 16 | 1.2 |
| 25 | OBERG, Destinee | 12-0 | 71 | 5.9 | 4-9 | .444 | 0-0 | .000 | 1-4 | .250 | 5 | 10 | 15 | 1.3 | 8 | 0 | 8 | 11 | 1 | 1 | 9 | 0.8 |
| 30 | WEAVER, Macy | 7-0 | 33 | 4.7 | 1-2 | .500 | 0-0 | .000 | 1-3 | .333 | 4 | 4 | 8 | 1.1 | 9 | 0 | 0 | 2 | 1 | 2 | 3 | 0.4 |
| 13 | Grayce Spangler | 1-0 | 1 | 1.0 | 0-0 | .000 | 0-0 | .000 | 0-0 | .000 | 0 | 0 | 0 | 0.0 | 0 | 0 | 0 | 0 | 0 | 0 | 0 | 0.0 |
| Team | | | | | | | | | | | 44 | 66 | 110 | | | | | 9 | | | | |
| Total..... | | 28 | 5602 | | 785-1763 | .445 | 267-686 | .389 | 468-636 | .736 | 220 | 704 | 924 | 33.0 | 440 | 2 | 339 | 301 | 78 | 218 | 2305 | 82.3 |
| Opponents..... | | 28 | 5600 | | 771-1771 | .435 | 175-526 | .333 | 349-492 | .709 | 343 | 824 | 1167 | 41.7 | 558 | 14 | 375 | 480 | 86 | 122 | 2066 | 73.8 |

| TEAM STATISTICS | AR | OPP | Date | Opponent | Score | Att. |
|------------------------|----------|----------|------------|-------------------|----------|------|
| SCORING | 2305 | 2066 | 11/25/20 | ORAL ROBERTS | w 96-49 | 1428 |
| Points per game | 82.3 | 73.8 | 11/27/20 | vs Wake Forest | w 98-82 | 0 |
| Scoring margin | +8.5 | - | 11/28/20 | at FGCU | w 86-80 | 0 |
| FIELD GOALS-ATT | 785-1763 | 771-1771 | 11/29/20 | vs Maryland | L 96-115 | 0 |
| Field goal pct | .445 | .435 | 12/03/20 | LA.-MONROE | w 103-50 | 1366 |
| 3 POINT FG-ATT | 267-686 | 175-526 | 12/06/20 | BAYLOR | w 83-78 | 2633 |
| 3-point FG pct | .389 | .333 | 12/09/20 | at SMU | w 79-47 | 216 |
| 3-pt FG made per game | 9.5 | 6.3 | 12/13/20 | CENTRAL ARK. | w 105-58 | 1694 |
| FREE THROWS-ATT | 468-636 | 349-492 | 12/19/20 | at Little Rock | w 80-70 | 1061 |
| Free throw pct | .736 | .709 | 12/21/20 | ARK.-PINE BLUFF | w 86-52 | 1577 |
| F-Throws made per game | 16.7 | 12.5 | * 12/31/20 | at Kentucky | L 64-75 | 1200 |
| REBOUNDS | 924 | 1167 | * 01/03/21 | MISSOURI | w 91-88 | 1821 |
| Rebounds per game | 33.0 | 41.7 | * 01/07/21 | at Tennessee | L 73-88 | 2143 |
| Rebounding margin | -8.7 | - | * 01/10/21 | TEXAS A&M | L 73-74 | 2192 |
| ASSISTS | 339 | 375 | * 01/14/21 | FLORIDA | w 84-80 | 1449 |
| Assists per game | 12.1 | 13.4 | * 01/18/21 | at South Carolina | L 82-104 | 3500 |
| TURNOVERS | 301 | 480 | * 01/25/21 | at Georgia | L 73-75 | 701 |
| Turnovers per game | 10.8 | 17.1 | 01/28/21 | UCONN | w 90-87 | 4400 |
| Turnover margin | +6.4 | - | * 01/31/21 | AUBURN | w 77-67 | 2133 |
| Assist/turnover ratio | 1.1 | 0.8 | * 02/04/21 | at Missouri | w 85-80 | 1718 |
| STEALS | 218 | 122 | * 02/07/21 | at Texas A&M | L 67-69 | 954 |
| Steals per game | 7.8 | 4.4 | * 02/11/21 | MISSISSIPPI ST. | w 86-80 | 1707 |
| BLOCKS | 78 | 86 | * 02/19/21 | OLE MISS | w 84-74 | 1966 |
| Blocks per game | 2.8 | 3.1 | * 02/21/21 | at LSU | w 74-64 | 792 |
| ATTENDANCE | 28766 | 13725 | * 02/25/21 | at Auburn | w 74-69 | 528 |
| Home games-Avg/Game | 13-2213 | 11-1165 | * 02/28/21 | ALABAMA | w 94-76 | 4400 |
| Neutral site-Avg/Game | - | 4-228 | 03/04/21 | vs Ole Miss | L 60-69 | 912 |
| | | | 03/22/21 | vs Wright St. | L 62-66 | 0 |
| Score by Periods | 1st | 2nd | 3rd | 4th | Totals | |
| Arkansas | 563 | 571 | 611 | 560 | 2305 | |
| Opponents | 463 | 501 | 550 | 552 | 2066 | |

* - Conference game



Arkansas Razorbacks
Arkansas Combined Team Statistics (as of Feb 28, 2021)
Conference games only



| RECORD: | OVERALL | HOME | AWAY | NEUTRAL |
|----------------|---------|------|------|---------|
| ALL GAMES | 9-6 | 6-1 | 3-5 | 0-0 |
| CONFERENCE | 9-6 | 6-1 | 3-5 | 0-0 |
| NON-CONFERENCE | 0-0 | 0-0 | 0-0 | 0-0 |

| ## | Player | gp-gs | min | avg | Total | | 3-Point | | F-Throw | | Rebounds | | | | pf | dq | a | to | blk | stl | pts | avg |
|----------------|------------------|-------|------|------|---------|------|---------|------|---------|-------|----------|-----|-----|------|-----|----|-----|-----|-----|-----|------|------|
| | | | | | fg-fga | fg% | 3fg-fga | 3fg% | ft-fa | ft% | off | def | tot | avg | | | | | | | | |
| 33 | DUNGEE, Chelsea | 15-15 | 527 | 35.1 | 107-265 | .404 | 30-79 | .380 | 103-123 | .837 | 14 | 54 | 68 | 4.5 | 33 | 0 | 26 | 48 | 3 | 25 | 347 | 23.1 |
| 12 | SLOCUM, Destiny | 14-14 | 475 | 33.9 | 82-167 | .491 | 31-68 | .456 | 28-38 | .737 | 6 | 31 | 37 | 2.6 | 34 | 0 | 63 | 27 | 1 | 15 | 223 | 15.9 |
| 23 | RAMIREZ, Amber | 14-14 | 489 | 34.9 | 69-153 | .451 | 42-93 | .452 | 25-30 | .833 | 4 | 40 | 44 | 3.1 | 23 | 0 | 17 | 18 | 5 | 19 | 205 | 14.6 |
| 43 | DANIELS, Makayla | 15-15 | 429 | 28.6 | 51-126 | .405 | 23-65 | .354 | 31-40 | .775 | 2 | 37 | 39 | 2.6 | 38 | 0 | 27 | 21 | 2 | 25 | 156 | 10.4 |
| 04 | BARNUM, Erynn | 15-0 | 239 | 15.9 | 45-68 | .662 | 0-0 | .000 | 18-35 | .514 | 17 | 37 | 54 | 3.6 | 32 | 0 | 5 | 12 | 8 | 12 | 108 | 7.2 |
| 24 | THOMAS, Taylah | 15-15 | 342 | 22.8 | 20-39 | .513 | 1-2 | .500 | 18-24 | .750 | 30 | 56 | 86 | 5.7 | 44 | 0 | 9 | 14 | 16 | 4 | 59 | 3.9 |
| 14 | MASON, Jailyn | 15-2 | 314 | 20.9 | 17-55 | .309 | 10-30 | .333 | 2-2 | 1.000 | 2 | 39 | 41 | 2.7 | 16 | 0 | 15 | 7 | 5 | 12 | 46 | 3.1 |
| 22 | HUGHES, Avery | 1-0 | 1 | 1.0 | 0-0 | .000 | 0-0 | .000 | 3-3 | 1.000 | 0 | 0 | 0 | 0.0 | 0 | 0 | 0 | 0 | 0 | 0 | 3 | 3.0 |
| 01 | DAVIS, Marquesha | 15-0 | 156 | 10.4 | 11-35 | .314 | 2-9 | .222 | 10-11 | .909 | 1 | 17 | 18 | 1.2 | 12 | 0 | 3 | 2 | 3 | 3 | 34 | 2.3 |
| 25 | OBERG, Destinee | 6-0 | 23 | 3.8 | 0-0 | .000 | 0-0 | .000 | 0-0 | .000 | 0 | 3 | 3 | 0.5 | 4 | 0 | 0 | 3 | 0 | 0 | 0 | 0.0 |
| 11 | LANGERMAN, Rylee | 5-0 | 5 | 1.0 | 0-0 | .000 | 0-0 | .000 | 0-0 | .000 | 0 | 2 | 2 | 0.4 | 1 | 0 | 0 | 0 | 0 | 0 | 0 | 0.0 |
| 13 | Grayce Spangler | 1-0 | 1 | 1.0 | 0-0 | .000 | 0-0 | .000 | 0-0 | .000 | 0 | 0 | 0 | 0.0 | 0 | 0 | 0 | 0 | 0 | 0 | 0 | 0.0 |
| 30 | WEAVER, Macy | 1-0 | 1 | 1.0 | 0-0 | .000 | 0-0 | .000 | 0-0 | .000 | 0 | 0 | 0 | 0.0 | 0 | 0 | 0 | 0 | 0 | 0 | 0 | 0.0 |
| Team | | | | | | | | | | | 20 | 26 | 46 | | | | | 6 | | | | |
| Total..... | | 15 | 3002 | | 402-908 | .443 | 139-346 | .402 | 238-306 | .778 | 96 | 342 | 438 | 29.2 | 237 | 0 | 165 | 158 | 43 | 115 | 1181 | 78.7 |
| Opponents..... | | 15 | 3000 | | 441-944 | .467 | 86-260 | .331 | 195-272 | .717 | 190 | 437 | 627 | 41.8 | 274 | 3 | 205 | 236 | 49 | 70 | 1163 | 77.5 |

| TEAM STATISTICS | AR | OPP |
|------------------------|---------|---------|
| SCORING | 1181 | 1163 |
| Points per game | 78.7 | 77.5 |
| Scoring margin | +1.2 | - |
| FIELD GOALS-ATT | 402-908 | 441-944 |
| Field goal pct | .443 | .467 |
| 3 POINT FG-ATT | 139-346 | 86-260 |
| 3-point FG pct | .402 | .331 |
| 3-pt FG made per game | 9.3 | 5.7 |
| FREE THROWS-ATT | 238-306 | 195-272 |
| Free throw pct | .778 | .717 |
| F-Throws made per game | 15.9 | 13.0 |
| REBOUNDS | 438 | 627 |
| Rebounds per game | 29.2 | 41.8 |
| Rebounding margin | -12.6 | - |
| ASSISTS | 165 | 205 |
| Assists per game | 11.0 | 13.7 |
| TURNOVERS | 158 | 236 |
| Turnovers per game | 10.5 | 15.7 |
| Turnover margin | +5.2 | - |
| Assist/turnover ratio | 1.0 | 0.9 |
| STEALS | 115 | 70 |
| Steals per game | 7.7 | 4.7 |
| BLOCKS | 43 | 49 |
| Blocks per game | 2.9 | 3.3 |
| ATTENDANCE | 15668 | 11536 |
| Home games-Avg/Game | 7-2238 | 8-1442 |
| Neutral site-Avg/Game | - | 0-0 |

| Date | Opponent | | Score | Att. |
|------------|-------------------|---|--------|------|
| * 12/31/20 | at Kentucky | L | 64-75 | 1200 |
| * 01/03/21 | MISSOURI | w | 91-88 | 1821 |
| * 01/07/21 | at Tennessee | L | 73-88 | 2143 |
| * 01/10/21 | TEXAS A&M | L | 73-74 | 2192 |
| * 01/14/21 | FLORIDA | w | 84-80 | 1449 |
| * 01/18/21 | at South Carolina | L | 82-104 | 3500 |
| * 01/25/21 | at Georgia | L | 73-75 | 701 |
| * 01/31/21 | AUBURN | w | 77-67 | 2133 |
| * 02/04/21 | at Missouri | w | 85-80 | 1718 |
| * 02/07/21 | at Texas A&M | L | 67-69 | 954 |
| * 02/11/21 | MISSISSIPPI ST. | w | 86-80 | 1707 |
| * 02/19/21 | OLE MISS | w | 84-74 | 1966 |
| * 02/21/21 | at LSU | w | 74-64 | 792 |
| * 02/25/21 | at Auburn | w | 74-69 | 528 |
| * 02/28/21 | ALABAMA | w | 94-76 | 4400 |

* - Conference game

| Score by Periods | 1st | 2nd | 3rd | 4th | Totals |
|------------------|-----|-----|-----|-----|--------|
| Arkansas | 303 | 297 | 275 | 306 | 1181 |
| Opponents | 265 | 275 | 306 | 317 | 1163 |



THE STAT CREW SYSTEM

Arkansas Team Game-by-Game (as of Nov 03, 2021)

All games



TEAM STATISTICS

| Opponent | Date | Score | | Total | | 3-Pointers | | Free throws | | Rebounds | | | | pf | a | t/o | blk | stl | pts | avg |
|-------------------|----------|--------|---|----------|------|------------|------|-------------|------|----------|-----|------|------|-----|-----|-----|-----|-----|------|------|
| | | | | fg-fga | pct | 3fg-fga | pct | ft-fa | pct | off | def | tot | avg | | | | | | | |
| ORAL ROBERTS | 11/25/20 | 96-49 | W | 31-79 | .392 | 8-29 | .276 | 26-42 | .619 | 23 | 30 | 53 | 53.0 | 15 | 11 | 9 | 2 | 18 | 96 | 96.0 |
| vs Wake Forest | 11/27/20 | 98-82 | W | 33-70 | .471 | 11-24 | .458 | 21-25 | .840 | 10 | 27 | 37 | 45.0 | 24 | 17 | 10 | 2 | 5 | 98 | 97.0 |
| at FGCU | 11/28/20 | 86-80 | W | 27-66 | .409 | 6-17 | .353 | 26-34 | .765 | 11 | 33 | 44 | 44.7 | 16 | 9 | 16 | 1 | 4 | 86 | 93.3 |
| vs Maryland | 11/29/20 | 96-115 | L | 33-72 | .458 | 8-25 | .320 | 22-29 | .759 | 11 | 20 | 31 | 41.2 | 20 | 13 | 10 | 3 | 11 | 96 | 94.0 |
| LA.-MONROE | 12/03/20 | 103-50 | W | 36-65 | .554 | 10-28 | .357 | 21-29 | .724 | 7 | 35 | 42 | 41.4 | 12 | 18 | 5 | 2 | 10 | 103 | 95.8 |
| BAYLOR | 12/06/20 | 83-78 | W | 24-65 | .369 | 5-20 | .250 | 30-39 | .769 | 7 | 31 | 38 | 40.8 | 20 | 5 | 13 | 1 | 10 | 83 | 93.7 |
| at SMU | 12/09/20 | 79-47 | W | 28-63 | .444 | 16-39 | .410 | 7-13 | .538 | 3 | 39 | 42 | 41.0 | 11 | 24 | 16 | 5 | 8 | 79 | 91.6 |
| CENTRAL ARK. | 12/13/20 | 105-58 | W | 40-74 | .541 | 12-24 | .500 | 13-18 | .722 | 11 | 25 | 36 | 40.4 | 13 | 22 | 9 | 4 | 9 | 105 | 93.2 |
| at Little Rock | 12/19/20 | 80-70 | W | 28-52 | .538 | 14-27 | .519 | 10-18 | .556 | 4 | 22 | 26 | 38.8 | 13 | 13 | 7 | 3 | 4 | 80 | 91.8 |
| ARK.-PINE BLUFF | 12/21/20 | 86-52 | W | 31-67 | .463 | 11-31 | .355 | 13-20 | .650 | 10 | 34 | 44 | 39.3 | 15 | 18 | 14 | 5 | 8 | 86 | 91.2 |
| at Kentucky | 12/31/20 | 64-75 | L | 24-62 | .387 | 5-21 | .238 | 11-17 | .647 | 13 | 15 | 28 | 38.3 | 12 | 9 | 10 | 3 | 5 | 64 | 88.7 |
| MISSOURI | 01/03/21 | 91-88 | W | 28-71 | .394 | 12-34 | .353 | 23-31 | .742 | 11 | 21 | 32 | 37.8 | 12 | 14 | 7 | 2 | 11 | 91 | 88.9 |
| at Tennessee | 01/07/21 | 73-88 | L | 22-69 | .319 | 9-30 | .300 | 20-24 | .833 | 11 | 25 | 36 | 37.6 | 11 | 10 | 10 | 0 | 8 | 73 | 87.7 |
| TEXAS A&M | 01/10/21 | 73-74 | L | 25-61 | .410 | 14-31 | .452 | 9-12 | .750 | 5 | 23 | 28 | 36.9 | 14 | 13 | 9 | 0 | 8 | 73 | 86.6 |
| FLORIDA | 01/14/21 | 84-80 | W | 27-60 | .450 | 6-14 | .429 | 24-27 | .889 | 6 | 28 | 34 | 36.7 | 19 | 10 | 13 | 2 | 7 | 84 | 86.5 |
| at South Carolina | 01/18/21 | 82-104 | L | 32-71 | .451 | 7-13 | .538 | 11-14 | .786 | 9 | 20 | 29 | 36.2 | 19 | 10 | 9 | 6 | 6 | 82 | 86.2 |
| at Georgia | 01/25/21 | 73-75 | L | 24-65 | .369 | 4-15 | .267 | 21-25 | .840 | 11 | 22 | 33 | 36.1 | 12 | 9 | 10 | 3 | 13 | 73 | 85.4 |
| UCONN | 01/28/21 | 90-87 | W | 33-64 | .516 | 13-23 | .565 | 11-20 | .550 | 8 | 21 | 29 | 35.7 | 13 | 10 | 9 | 2 | 6 | 90 | 85.7 |
| AUBURN | 01/31/21 | 77-67 | W | 26-59 | .441 | 11-32 | .344 | 14-18 | .778 | 5 | 25 | 30 | 35.4 | 19 | 17 | 9 | 2 | 5 | 77 | 85.2 |
| at Missouri | 02/04/21 | 85-80 | W | 30-58 | .517 | 14-26 | .538 | 11-16 | .688 | 2 | 22 | 24 | 34.8 | 19 | 19 | 4 | 8 | 5 | 85 | 85.2 |
| at Texas A&M | 02/07/21 | 67-69 | L | 25-57 | .439 | 10-26 | .385 | 7-10 | .700 | 2 | 16 | 18 | 34.0 | 19 | 11 | 9 | 3 | 6 | 67 | 84.3 |
| MISSISSIPPI ST. | 02/11/21 | 86-80 | W | 32-55 | .582 | 5-11 | .455 | 17-21 | .810 | 5 | 22 | 27 | 33.7 | 12 | 7 | 13 | 2 | 7 | 86 | 84.4 |
| OLE MISS | 02/19/21 | 84-74 | W | 27-48 | .563 | 5-11 | .455 | 25-33 | .758 | 2 | 23 | 25 | 33.3 | 21 | 7 | 15 | 2 | 11 | 84 | 84.4 |
| at LSU | 02/21/21 | 74-64 | W | 25-51 | .490 | 8-20 | .400 | 16-23 | .696 | 8 | 26 | 34 | 33.3 | 16 | 6 | 19 | 0 | 12 | 74 | 84.0 |
| at Auburn | 02/25/21 | 74-69 | W | 24-58 | .414 | 10-23 | .435 | 16-20 | .800 | 2 | 27 | 29 | 33.2 | 19 | 7 | 13 | 4 | 6 | 74 | 83.6 |
| ALABAMA | 02/28/21 | 94-76 | W | 31-63 | .492 | 19-39 | .487 | 13-15 | .867 | 4 | 27 | 31 | 33.1 | 13 | 16 | 8 | 6 | 5 | 94 | 84.0 |
| vs Ole Miss | 03/04/21 | 60-69 | L | 22-68 | .324 | 7-31 | .226 | 9-15 | .600 | 11 | 23 | 34 | 33.1 | 15 | 8 | 10 | 3 | 6 | 60 | 83.1 |
| vs Wright St. | 03/22/21 | 62-66 | L | 17-50 | .340 | 7-22 | .318 | 21-28 | .750 | 8 | 22 | 30 | 33.0 | 16 | 6 | 15 | 2 | 4 | 62 | 82.3 |
| Arkansas | | 2305 | | 785-1763 | .445 | 267-686 | .389 | 468-636 | .736 | 220 | 704 | 924 | 33.0 | 440 | 339 | 301 | 78 | 218 | 2305 | 82.3 |
| Opponents | | 2066 | | 771-1771 | .435 | 175-526 | .333 | 349-492 | .709 | 343 | 824 | 1167 | 41.7 | 558 | 375 | 480 | 86 | 122 | 2066 | 73.8 |

Games played: 28
Points/game: 82.3
FG Pct: 44.5
3FG Pct: 38.9
FT Pct: 73.6

Rebounds/game: 33.0
Assists/game: 12.1
Turnovers/game: 10.8
Assist/turnover ratio: 1.1
Steals/game: 7.8
Blocks/game: 2.8



Arkansas Razorbacks
Arkansas Category Leaders (as of Apr 15, 2021)
All games



| Points | G | Pts | Pts/G |
|------------------|----|-----|-------|
| DUNGEE, Chelsea | 27 | 603 | 22.3 |
| SLOCUM, Destiny | 27 | 406 | 15.0 |
| RAMIREZ, Amber | 27 | 365 | 13.5 |
| DANIELS, Makayla | 28 | 324 | 11.6 |
| BARNUM, Erynn | 28 | 215 | 7.7 |
| DAVIS, Marquesha | 26 | 119 | 4.6 |
| THOMAS, Taylah | 28 | 118 | 4.2 |
| MASON, Jailyn | 27 | 95 | 3.5 |
| McGHEE, Destinee | 6 | 20 | 3.3 |
| LANGERMAN, Rylee | 13 | 16 | 1.2 |
| HUGHES, Avery | 7 | 12 | 1.7 |
| OBERG, Destinee | 12 | 9 | 0.8 |

| FG Percentage | FG | Att | Pct |
|------------------|-----|-----|------|
| BARNUM, Erynn | 85 | 145 | .586 |
| McGHEE, Destinee | 9 | 17 | .529 |
| WEAVER, Macy | 1 | 2 | .500 |
| THOMAS, Taylah | 40 | 81 | .494 |
| SLOCUM, Destiny | 152 | 315 | .483 |
| DAVIS, Marquesha | 43 | 95 | .453 |
| OBERG, Destinee | 4 | 9 | .444 |
| RAMIREZ, Amber | 123 | 286 | .430 |
| HUGHES, Avery | 3 | 7 | .429 |
| DUNGEE, Chelsea | 184 | 434 | .424 |
| DANIELS, Makayla | 101 | 256 | .395 |
| MASON, Jailyn | 35 | 100 | .350 |

| 3-Point Percentage | 3FG | Att | Pct |
|--------------------|-----|-----|------|
| HUGHES, Avery | 3 | 6 | .500 |
| RAMIREZ, Amber | 77 | 177 | .435 |
| LANGERMAN, Rylee | 4 | 10 | .400 |
| SLOCUM, Destiny | 52 | 131 | .397 |
| DUNGEE, Chelsea | 58 | 150 | .387 |
| DANIELS, Makayla | 44 | 120 | .367 |
| MASON, Jailyn | 21 | 59 | .356 |
| DAVIS, Marquesha | 6 | 20 | .300 |
| THOMAS, Taylah | 1 | 5 | .200 |
| BARNUM, Erynn | 1 | 7 | .143 |
| McGHEE, Destinee | 0 | 1 | .000 |

| Free Throw Percent | FG | Att | Pct |
|--------------------|-----|-----|-------|
| MASON, Jailyn | 4 | 4 | 1.000 |
| HUGHES, Avery | 3 | 3 | 1.000 |
| RAMIREZ, Amber | 42 | 52 | .808 |
| THOMAS, Taylah | 37 | 46 | .804 |
| DANIELS, Makayla | 78 | 97 | .804 |
| DUNGEE, Chelsea | 177 | 224 | .790 |
| DAVIS, Marquesha | 27 | 36 | .750 |
| SLOCUM, Destiny | 50 | 70 | .714 |
| BARNUM, Erynn | 44 | 87 | .506 |
| LANGERMAN, Rylee | 2 | 4 | .500 |
| McGHEE, Destinee | 2 | 6 | .333 |
| WEAVER, Macy | 1 | 3 | .333 |

| Scoring Average | G | Pts | Avg/G |
|------------------|----|-----|-------|
| DUNGEE, Chelsea | 27 | 603 | 22.3 |
| SLOCUM, Destiny | 27 | 406 | 15.0 |
| RAMIREZ, Amber | 27 | 365 | 13.5 |
| DANIELS, Makayla | 28 | 324 | 11.6 |
| BARNUM, Erynn | 28 | 215 | 7.7 |
| DAVIS, Marquesha | 26 | 119 | 4.6 |
| THOMAS, Taylah | 28 | 118 | 4.2 |
| MASON, Jailyn | 27 | 95 | 3.5 |
| McGHEE, Destinee | 6 | 20 | 3.3 |
| HUGHES, Avery | 7 | 12 | 1.7 |
| LANGERMAN, Rylee | 13 | 16 | 1.2 |
| OBERG, Destinee | 12 | 9 | 0.8 |

| Field Goal Attempts | G | Att | Att/G |
|---------------------|----|-----|-------|
| DUNGEE, Chelsea | 27 | 434 | 16.1 |
| SLOCUM, Destiny | 27 | 315 | 11.7 |
| RAMIREZ, Amber | 27 | 286 | 10.6 |
| DANIELS, Makayla | 28 | 256 | 9.1 |
| BARNUM, Erynn | 28 | 145 | 5.2 |

| Field Goals Made | G | Made | Made/G |
|------------------|----|------|--------|
| DUNGEE, Chelsea | 27 | 184 | 6.8 |
| SLOCUM, Destiny | 27 | 152 | 5.6 |
| RAMIREZ, Amber | 27 | 123 | 4.6 |
| DANIELS, Makayla | 28 | 101 | 3.6 |
| BARNUM, Erynn | 28 | 85 | 3.0 |

| 3-Point FG Attempts | G | Att | Att/G |
|---------------------|----|-----|-------|
| RAMIREZ, Amber | 27 | 177 | 6.6 |
| DUNGEE, Chelsea | 27 | 150 | 5.6 |
| SLOCUM, Destiny | 27 | 131 | 4.9 |
| DANIELS, Makayla | 28 | 120 | 4.3 |
| MASON, Jailyn | 27 | 59 | 2.2 |

| 3-Point FG Made | G | Made | Made/G |
|------------------|----|------|--------|
| RAMIREZ, Amber | 27 | 77 | 2.9 |
| DUNGEE, Chelsea | 27 | 58 | 2.1 |
| SLOCUM, Destiny | 27 | 52 | 1.9 |
| DANIELS, Makayla | 28 | 44 | 1.6 |
| MASON, Jailyn | 27 | 21 | 0.8 |

| Free Throw Attempts | G | Att | Att/G |
|---------------------|----|-----|-------|
| DUNGEE, Chelsea | 27 | 224 | 8.3 |
| DANIELS, Makayla | 28 | 97 | 3.5 |
| BARNUM, Erynn | 28 | 87 | 3.1 |
| SLOCUM, Destiny | 27 | 70 | 2.6 |
| RAMIREZ, Amber | 27 | 52 | 1.9 |

| Free Throws Made | G | Made | Made/G |
|------------------|----|------|--------|
| DUNGEE, Chelsea | 27 | 177 | 6.6 |
| DANIELS, Makayla | 28 | 78 | 2.8 |
| SLOCUM, Destiny | 27 | 50 | 1.9 |
| BARNUM, Erynn | 28 | 44 | 1.6 |
| RAMIREZ, Amber | 27 | 42 | 1.6 |



Arkansas Razorbacks
Arkansas Category Leaders (as of Apr 15, 2021)
All games



| Rebounds | G | Reb | Reb/G |
|------------------|----------|------------|--------------|
| THOMAS, Taylah | 28 | 168 | 6.0 |
| BARNUM, Erynn | 28 | 128 | 4.6 |
| DUNGEE, Chelsea | 27 | 104 | 3.9 |
| SLOCUM, Destiny | 27 | 88 | 3.3 |
| DANIELS, Makayla | 28 | 83 | 3.0 |

| Rebound Average | G | Reb | Avg/G |
|------------------------|----------|------------|--------------|
| THOMAS, Taylah | 28 | 168 | 6.0 |
| BARNUM, Erynn | 28 | 128 | 4.6 |
| DUNGEE, Chelsea | 27 | 104 | 3.9 |
| SLOCUM, Destiny | 27 | 88 | 3.3 |
| DANIELS, Makayla | 28 | 83 | 3.0 |

| Offensive Rebounds | G | No. | Avg/G |
|---------------------------|----------|------------|--------------|
| THOMAS, Taylah | 28 | 62 | 2.2 |
| BARNUM, Erynn | 28 | 34 | 1.2 |
| DUNGEE, Chelsea | 27 | 20 | 0.7 |
| SLOCUM, Destiny | 27 | 13 | 0.5 |
| DAVIS, Marquesha | 26 | 12 | 0.5 |

| Defensive Rebounds | G | No. | Avg/G |
|---------------------------|----------|------------|--------------|
| THOMAS, Taylah | 28 | 106 | 3.8 |
| BARNUM, Erynn | 28 | 94 | 3.4 |
| DUNGEE, Chelsea | 27 | 84 | 3.1 |
| SLOCUM, Destiny | 27 | 75 | 2.8 |
| DANIELS, Makayla | 28 | 74 | 2.6 |

| Fouls | G | No. | Per/G |
|------------------|----------|------------|--------------|
| DANIELS, Makayla | 28 | 75 | 2.7 |
| THOMAS, Taylah | 28 | 67 | 2.4 |
| SLOCUM, Destiny | 27 | 58 | 2.1 |
| BARNUM, Erynn | 28 | 56 | 2.0 |
| DUNGEE, Chelsea | 27 | 55 | 2.0 |

| Foulouts | G | No. |
|------------------|----------|------------|
| DANIELS, Makayla | 28 | 2 |

| Assists | G | No. | Ast/G |
|------------------|----------|------------|--------------|
| SLOCUM, Destiny | 27 | 106 | 3.9 |
| DANIELS, Makayla | 28 | 61 | 2.2 |
| RAMIREZ, Amber | 27 | 41 | 1.5 |
| DUNGEE, Chelsea | 27 | 41 | 1.5 |
| MASON, Jailyn | 27 | 28 | 1.0 |

| Steals | G | No. | Stl/G |
|------------------|----------|------------|--------------|
| DANIELS, Makayla | 28 | 41 | 1.5 |
| DUNGEE, Chelsea | 27 | 41 | 1.5 |
| RAMIREZ, Amber | 27 | 30 | 1.1 |
| DAVIS, Marquesha | 26 | 22 | 0.8 |
| MASON, Jailyn | 27 | 22 | 0.8 |
| SLOCUM, Destiny | 27 | 22 | 0.8 |

| Blocked Shots | G | No. | Blk/G |
|----------------------|----------|------------|--------------|
| BARNUM, Erynn | 28 | 23 | 0.8 |
| THOMAS, Taylah | 28 | 23 | 0.8 |
| DUNGEE, Chelsea | 27 | 7 | 0.3 |
| DAVIS, Marquesha | 26 | 6 | 0.2 |
| MASON, Jailyn | 27 | 6 | 0.2 |

| Minutes | G | No. | Min/G |
|------------------|----------|------------|--------------|
| DUNGEE, Chelsea | 27 | 871 | 32.3 |
| RAMIREZ, Amber | 27 | 867 | 32.1 |
| SLOCUM, Destiny | 27 | 856 | 31.7 |
| DANIELS, Makayla | 28 | 802 | 28.6 |
| THOMAS, Taylah | 28 | 613 | 21.9 |

| Turnovers | G | No. | TO/G |
|------------------|----------|------------|-------------|
| DUNGEE, Chelsea | 27 | 70 | 2.6 |
| DANIELS, Makayla | 28 | 43 | 1.5 |
| SLOCUM, Destiny | 27 | 43 | 1.6 |
| RAMIREZ, Amber | 27 | 33 | 1.2 |
| BARNUM, Erynn | 28 | 30 | 1.1 |



Arkansas Razorbacks
Arkansas Points-Rebounds-Assists (as of Apr 15, 2021)
All games



| Opponent | Date | Score | 01 DAVIS,MARQ | 04 BARNUM,ERY | 11 LANGERMAN, | 12 SLOCUM,DES | 13 SPANGLER,G | 14 MASON,JAIL | 20 MCGHEE,DES |
|-------------------|----------|--------|------------------|------------------|------------------|------------------|------------------|------------------|------------------|
| ORAL ROBERTS | 11/25/20 | 96-49 | w | 11-11-1 | 14-4-1 | 3-4-0 | 22-0-3 | DNP | 1-1-0 |
| vs Wake Forest | 11/27/20 | 98-82 | w | 0-2-1 | 12-5-1 | 0-1-0 | 16-4-2 | DNP | 0-0-0 |
| at FGCU | 11/28/20 | 86-80 | w | 2-2-0 | 9-4-0 | DNP | 12-6-5 | DNP | DNP |
| vs Maryland | 11/29/20 | 96-115 | L | 15-4-0 | 4-5-0 | 2-0-0 | 16-3-4 | DNP | DNP |
| LA.-MONROE | 12/03/20 | 103-50 | w | 14-3-0 | 17-8-1 | 4-0-0 | 18-3-3 | DNP | 6-3-0 |
| BAYLOR | 12/06/20 | 83-78 | w | 8-4-0 | 0-2-0 | DNP | 14-7-2 | DNP | DNP |
| at SMU | 12/09/20 | 79-47 | w | DNP | 7-8-1 | 4-2-0 | 9-4-5 | DNP | 7-3-0 |
| CENTRAL ARK. | 12/13/20 | 105-58 | w | DNP | 7-6-1 | 0-4-4 | 22-5-4 | DNP | 6-3-0 |
| at Little Rock | 12/19/20 | 80-70 | w | 7-0-3 | 8-6-0 | DNP | 16-5-4 | DNP | DNP |
| ARK.-PINE BLUFF | 12/21/20 | 86-52 | w | 15-4-2 | 13-10-1 | 3-1-3 | 18-1-3 | DNP | 0-1-0 |
| at Kentucky | 12/31/20 | 64-75 | L | 0-1-0 | 11-5-0 | DNP | 12-3-6 | DNP | DNP |
| MISSOURI | 01/03/21 | 91-88 | w | 3-0-1 | 5-6-1 | DNP | 10-1-3 | DNP | DNP |
| at Tennessee | 01/07/21 | 73-88 | L | 0-3-0 | 0-3-0 | DNP | 17-5-2 | DNP | DNP |
| TEXAS A&M | 01/10/21 | 73-74 | L | 2-3-0 | 6-3-0 | 0-2-0 | 13-3-6 | DNP | DNP |
| FLORIDA | 01/14/21 | 84-80 | w | 0-0-0 | 2-0-0 | DNP | 17-5-2 | DNP | DNP |
| at South Carolina | 01/18/21 | 82-104 | L | 3-3-1 | 13-3-0 | DNP | 15-4-5 | DNP | DNP |
| at Georgia | 01/25/21 | 73-75 | L | 4-0-0 | 15-4-0 | DNP | 11-0-5 | DNP | DNP |
| UConn | 01/28/21 | 90-87 | w | 7-3-0 | 4-4-0 | 0-0-0 | 5-5-2 | DNP | DNP |
| AUBURN | 01/31/21 | 77-67 | w | 4-1-0 | 4-0-2 | 0-0-0 | 14-4-3 | DNP | DNP |
| at Missouri | 02/04/21 | 85-80 | w | 2-0-0 | 6-3-0 | DNP | 22-3-10 | DNP | DNP |
| at Texas A&M | 02/07/21 | 67-69 | L | 5-0-0 | 10-3-0 | DNP | 4-1-4 | DNP | DNP |
| MISSISSIPPI ST. | 02/11/21 | 86-80 | w | 0-2-0 | 9-4-0 | 0-0-0 | 26-0-4 | DNP | DNP |
| OLE MISS | 02/19/21 | 84-74 | w | 7-3-0 | 7-4-1 | 0-0-0 | DNP | DNP | DNP |
| at LSU | 02/21/21 | 74-64 | w | 0-0-0 | 12-4-0 | DNP | 29-3-2 | DNP | DNP |
| at Auburn | 02/25/21 | 74-69 | w | 2-2-0 | 8-6-0 | DNP | 16-2-4 | DNP | DNP |
| ALABAMA | 02/28/21 | 94-76 | w | 2-0-1 | 0-6-1 | 0-0-0 | 17-3-7 | 0-0-0 | DNP |
| vs Ole Miss | 03/04/21 | 60-69 | L | 0-1-0 | 6-7-0 | DNP | 13-5-4 | DNP | DNP |
| vs Wright St. | 03/22/21 | 62-66 | L | 6-3-0 | 6-5-0 | DNP | 2-3-2 | DNP | DNP |

| Opponent | Date | Score | 22 HUGHES,AVE | 23 RAMIREZ,AM | 24 THOMAS,TAY | 25 OBERG,DEST | 30 WEAVER,MAC | 33 DUNGEE,CHE | 43 DANIELS,MA |
|-------------------|----------|--------|------------------|------------------|------------------|------------------|------------------|------------------|------------------|
| ORAL ROBERTS | 11/25/20 | 96-49 | w | 3-0-0 | 3-0-1 | 4-13-3 | 2-2-0 | 0-2-0 | 14-6-1 |
| vs Wake Forest | 11/27/20 | 98-82 | w | DNP | 22-3-2 | 11-9-1 | DNP | DNP | 18-3-5 |
| at FGCU | 11/28/20 | 86-80 | w | DNP | 12-2-0 | 11-10-2 | DNP | DNP | 15-7-2 |
| vs Maryland | 11/29/20 | 96-115 | L | 0-0-0 | 4-4-3 | 3-2-2 | 3-1-1 | 0-0-0 | 21-4-3 |
| LA.-MONROE | 12/03/20 | 103-50 | w | 0-0-2 | 11-1-3 | 2-8-0 | 0-6-2 | 0-2-0 | 11-2-4 |
| BAYLOR | 12/06/20 | 83-78 | w | DNP | 23-6-0 | 0-5-1 | DNP | DNP | 16-3-1 |
| at SMU | 12/09/20 | 79-47 | w | 0-1-0 | 18-2-2 | 4-8-0 | 0-0-2 | 0-0-0 | 13-3-7 |
| CENTRAL ARK. | 12/13/20 | 105-58 | w | 0-0-1 | 14-2-5 | 5-3-1 | 2-0-1 | 0-1-0 | 7-3-3 |
| at Little Rock | 12/19/20 | 80-70 | w | DNP | 10-2-2 | 1-3-0 | DNP | DNP | 11-3-2 |
| ARK.-PINE BLUFF | 12/21/20 | 86-52 | w | 6-1-2 | 2-3-1 | 11-5-1 | 2-3-2 | 3-3-0 | 13-3-2 |
| at Kentucky | 12/31/20 | 64-75 | L | DNP | 11-3-1 | 1-6-0 | DNP | DNP | 9-1-0 |
| MISSOURI | 01/03/21 | 91-88 | w | DNP | 17-4-2 | 6-5-1 | DNP | DNP | 16-5-2 |
| at Tennessee | 01/07/21 | 73-88 | L | DNP | 15-3-1 | 2-4-1 | 0-1-0 | DNP | 9-2-3 |
| TEXAS A&M | 01/10/21 | 73-74 | L | DNP | DNP | 2-6-1 | 0-0-0 | DNP | 16-1-3 |
| FLORIDA | 01/14/21 | 84-80 | w | DNP | 12-3-0 | 9-8-2 | 0-2-0 | DNP | 11-4-2 |
| at South Carolina | 01/18/21 | 82-104 | L | DNP | 10-3-0 | 9-6-1 | 0-0-0 | DNP | 10-1-1 |
| at Georgia | 01/25/21 | 73-75 | L | DNP | 2-2-3 | 0-10-0 | DNP | DNP | 13-3-1 |
| UConn | 01/28/21 | 90-87 | w | DNP | 22-2-1 | 4-7-1 | DNP | DNP | 11-1-3 |
| AUBURN | 01/31/21 | 77-67 | w | DNP | 19-4-3 | 5-9-2 | DNP | DNP | 7-1-0 |
| at Missouri | 02/04/21 | 85-80 | w | DNP | 17-2-4 | 2-7-0 | DNP | DNP | 4-0-4 |
| at Texas A&M | 02/07/21 | 67-69 | L | DNP | 21-1-0 | 2-3-1 | 0-0-0 | DNP | 13-2-3 |
| MISSISSIPPI ST. | 02/11/21 | 86-80 | w | DNP | 12-3-0 | 6-6-0 | DNP | DNP | 9-2-1 |
| OLE MISS | 02/19/21 | 84-74 | w | DNP | 19-4-0 | 3-1-0 | DNP | DNP | 7-1-2 |
| at LSU | 02/21/21 | 74-64 | w | DNP | 0-6-1 | 7-7-0 | DNP | DNP | 6-5-2 |
| at Auburn | 02/25/21 | 74-69 | w | DNP | 15-3-0 | 3-4-0 | DNP | DNP | 11-2-2 |
| ALABAMA | 02/28/21 | 94-76 | w | 3-0-0 | 35-3-2 | 2-4-0 | 0-0-0 | 0-0-0 | 15-9-1 |
| vs Ole Miss | 03/04/21 | 60-69 | L | DNP | 10-4-2 | 2-3-0 | DNP | DNP | 7-5-1 |
| vs Wright St. | 03/22/21 | 62-66 | L | DNP | 9-3-2 | 1-6-0 | DNP | DNP | 11-1-0 |



THE STAT CREW SYSTEM

Arkansas Player High/Low Analysis (as of Nov 03, 2021)

All games



Arkansas - INDIVIDUAL GAME HIGHS

| | | | |
|--------------------------|-------|---------|--|
| Points | 38 | | DUNGEE, Chelsea vs Ole Miss (02/19/21) |
| | 37 | | DUNGEE, Chelsea vs UConn (01/28/21) |
| | 35 | | RAMIREZ, Amber vs Alabama (02/28/21) |
| | 33 | | DUNGEE, Chelsea vs Florida (01/14/21) |
| | 30 | | DUNGEE, Chelsea at Tennessee (01/07/21) |
| Field Goals Made | 13 | | DUNGEE, Chelsea vs UConn (01/28/21) |
| | 12 | | RAMIREZ, Amber vs Alabama (02/28/21) |
| Field Goal Att. | 26 | | DUNGEE, Chelsea at Tennessee (01/07/21) |
| | 24 | | DUNGEE, Chelsea vs Ole Miss (03/04/21) |
| FG Pct (min 5 made) | 1.000 | (5-5) | DANIELS, Makayla vs Florida (01/14/21) |
| | .833 | (5-6) | BARNUM, Erynn at Kentucky (12/31/20) |
| 3-Point FG Made | 8 | | RAMIREZ, Amber vs Alabama (02/28/21) |
| | 6 | | SLOCUM, Destiny at Missouri (02/04/21) |
| | 6 | | RAMIREZ, Amber at SMU (12/09/20) |
| 3-Point FG Att. | 15 | | RAMIREZ, Amber vs Auburn (01/31/21) |
| | 14 | | RAMIREZ, Amber vs Alabama (02/28/21) |
| | 14 | | RAMIREZ, Amber at SMU (12/09/20) |
| 3-Pt FG Pct (min 2 made) | 1.000 | (4-4) | SLOCUM, Destiny vs Alabama (02/28/21) |
| | 1.000 | (3-3) | DUNGEE, Chelsea vs Central Ark. (12/13/20) |
| | 1.000 | (2-2) | RAMIREZ, Amber vs Mississippi St. (02/11/21) |
| | 1.000 | (2-2) | DUNGEE, Chelsea at South Carolina (01/18/21) |
| | 1.000 | (2-2) | HUGHES, Avery vs Ark.-Pine Bluff (12/21/20) |
| Free Throws Made | 17 | | DUNGEE, Chelsea vs Florida (01/14/21) |
| | 14 | | DUNGEE, Chelsea vs Wright St. (03/22/21) |
| | 14 | | DUNGEE, Chelsea vs Ole Miss (02/19/21) |
| Free Throw Att. | 18 | | DUNGEE, Chelsea vs Wright St. (03/22/21) |
| | 17 | | DUNGEE, Chelsea vs Ole Miss (02/19/21) |
| | 17 | | DUNGEE, Chelsea vs Florida (01/14/21) |
| FT Pct (min 3 made) | 1.000 | (17-17) | DUNGEE, Chelsea vs Florida (01/14/21) |
| | 1.000 | (8-8) | DUNGEE, Chelsea at Missouri (02/04/21) |
| | 1.000 | (6-6) | DANIELS, Makayla vs La.-Monroe (12/03/20) |
| | 1.000 | (6-6) | DANIELS, Makayla vs Oral Roberts (11/25/20) |
| | 1.000 | (5-5) | DANIELS, Makayla vs Baylor (12/06/20) |
| | 1.000 | (5-5) | THOMAS, Taylah at FGCU (11/28/20) |
| | 1.000 | (4-4) | BARNUM, Erynn at Auburn (02/25/21) |
| | 1.000 | (4-4) | DANIELS, Makayla vs Auburn (01/31/21) |
| | 1.000 | (4-4) | THOMAS, Taylah at South Carolina (01/18/21) |
| | 1.000 | (4-4) | DUNGEE, Chelsea vs Texas A&M (01/10/21) |
| | 1.000 | (4-4) | RAMIREZ, Amber at FGCU (11/28/20) |
| | 1.000 | (3-3) | HUGHES, Avery vs Alabama (02/28/21) |
| | 1.000 | (3-3) | DAVIS, Marquesha vs Ole Miss (02/19/21) |
| | 1.000 | (3-3) | BARNUM, Erynn vs Mississippi St. (02/11/21) |
| | 1.000 | (3-3) | SLOCUM, Destiny at Georgia (01/25/21) |
| | 1.000 | (3-3) | THOMAS, Taylah vs Ark.-Pine Bluff (12/21/20) |
| | 1.000 | (3-3) | SLOCUM, Destiny vs Central Ark. (12/13/20) |
| | 1.000 | (3-3) | BARNUM, Erynn vs Central Ark. (12/13/20) |
| | 1.000 | (3-3) | DANIELS, Makayla at SMU (12/09/20) |
| Rebounds | 13 | | THOMAS, Taylah vs Oral Roberts (11/25/20) |
| | 11 | | DAVIS, Marquesha vs Oral Roberts (11/25/20) |
| Assists | 10 | | SLOCUM, Destiny at Missouri (02/04/21) |
| | 7 | | SLOCUM, Destiny vs Alabama (02/28/21) |
| | 7 | | DANIELS, Makayla at SMU (12/09/20) |
| Steals | 5 | | DUNGEE, Chelsea at Tennessee (01/07/21) |



Arkansas Razorbacks
Arkansas Player High/Low Analysis (as of Mar 01, 2021)
Conference games only



Arkansas - INDIVIDUAL GAME HIGHS

| | | | |
|--------------------------|-------|---------|---|
| Points | 38 | | DUNGEE, Chelsea vs Ole Miss (02/19/21) |
| | 35 | | RAMIREZ, Amber vs Alabama (02/28/21) |
| | 33 | | DUNGEE, Chelsea vs Florida (01/14/21) |
| | 30 | | DUNGEE, Chelsea at Tennessee (01/07/21) |
| | 29 | | SLOCUM, Destiny at LSU (02/21/21) |
| Field Goals Made | 12 | | RAMIREZ, Amber vs Alabama (02/28/21) |
| | 11 | | SLOCUM, Destiny at LSU (02/21/21) |
| | 11 | | DUNGEE, Chelsea vs Ole Miss (02/19/21) |
| | 11 | | SLOCUM, Destiny vs Mississippi St. (02/11/21) |
| Field Goal Att. | 26 | | DUNGEE, Chelsea at Tennessee (01/07/21) |
| | 22 | | DUNGEE, Chelsea vs Ole Miss (02/19/21) |
| | 22 | | DUNGEE, Chelsea at Georgia (01/25/21) |
| | 22 | | DUNGEE, Chelsea vs Missouri (01/03/21) |
| FG Pct (min 5 made) | 1.000 | (5-5) | DANIELS, Makayla vs Florida (01/14/21) |
| | .833 | (5-6) | BARNUM, Erynn at Kentucky (12/31/20) |
| 3-Point FG Made | 8 | | RAMIREZ, Amber vs Alabama (02/28/21) |
| | 6 | | SLOCUM, Destiny at Missouri (02/04/21) |
| 3-Point FG Att. | 15 | | RAMIREZ, Amber vs Auburn (01/31/21) |
| | 14 | | RAMIREZ, Amber vs Alabama (02/28/21) |
| 3-Pt FG Pct (min 2 made) | 1.000 | (4-4) | SLOCUM, Destiny vs Alabama (02/28/21) |
| | 1.000 | (2-2) | RAMIREZ, Amber vs Mississippi St. (02/11/21) |
| | 1.000 | (2-2) | DUNGEE, Chelsea at South Carolina (01/18/21) |
| Free Throws Made | 17 | | DUNGEE, Chelsea vs Florida (01/14/21) |
| | 14 | | DUNGEE, Chelsea vs Ole Miss (02/19/21) |
| Free Throw Att. | 17 | | DUNGEE, Chelsea vs Ole Miss (02/19/21) |
| | 17 | | DUNGEE, Chelsea vs Florida (01/14/21) |
| FT Pct (min 3 made) | 1.000 | (17-17) | DUNGEE, Chelsea vs Florida (01/14/21) |
| | 1.000 | (8-8) | DUNGEE, Chelsea at Missouri (02/04/21) |
| | 1.000 | (4-4) | BARNUM, Erynn at Auburn (02/25/21) |
| | 1.000 | (4-4) | DANIELS, Makayla vs Auburn (01/31/21) |
| | 1.000 | (4-4) | THOMAS, Taylah at South Carolina (01/18/21) |
| | 1.000 | (4-4) | DUNGEE, Chelsea vs Texas A&M (01/10/21) |
| | 1.000 | (3-3) | HUGHES, Avery vs Alabama (02/28/21) |
| | 1.000 | (3-3) | DAVIS, Marquesha vs Ole Miss (02/19/21) |
| | 1.000 | (3-3) | BARNUM, Erynn vs Mississippi St. (02/11/21) |
| | 1.000 | (3-3) | SLOCUM, Destiny at Georgia (01/25/21) |
| Rebounds | 10 | | THOMAS, Taylah at Georgia (01/25/21) |
| | 9 | | DANIELS, Makayla vs Alabama (02/28/21) |
| | 9 | | THOMAS, Taylah vs Auburn (01/31/21) |
| Assists | 10 | | SLOCUM, Destiny at Missouri (02/04/21) |
| | 7 | | SLOCUM, Destiny vs Alabama (02/28/21) |
| Steals | 5 | | DUNGEE, Chelsea at Tennessee (01/07/21) |
| | 4 | | SLOCUM, Destiny at LSU (02/21/21) |
| | 4 | | DANIELS, Makayla vs Texas A&M (01/10/21) |
| | 4 | | RAMIREZ, Amber vs Missouri (01/03/21) |
| Blocked Shots | 5 | | THOMAS, Taylah at Missouri (02/04/21) |
| | 3 | | THOMAS, Taylah vs Alabama (02/28/21) |
| | 3 | | RAMIREZ, Amber at South Carolina (01/18/21) |
| Turnovers | 7 | | DUNGEE, Chelsea at Auburn (02/25/21) |
| | 6 | | DUNGEE, Chelsea at LSU (02/21/21) |
| | 6 | | DUNGEE, Chelsea vs Texas A&M (01/10/21) |
| Fouls | 4 | | DUNGEE, Chelsea vs Alabama (02/28/21) |
| | 4 | | SLOCUM, Destiny at Auburn (02/25/21) |



| Marquesha Davis | Jr. | 6-0 | G | McGehee, Ark. (Springdale HS)

SEASON HIGHS

| | | | |
|-----------|----|---------------|-----------|
| Points | 15 | UAPB | 12-21-20* |
| FG Made | 6 | UAPB | 12-21-20* |
| FG Att. | 13 | UAPB | 12-21-20 |
| 3FG Made | 1 | No. 3 UConn | 1-28-21* |
| 3FG Att. | 4 | UAPB | 12-21-20 |
| FT Made | 3 | Ole Miss | 2-19-21* |
| FT Att. | 6 | Oral Roberts | 11-25-20 |
| Off. Reb. | 4 | Oral Roberts | 11-25-20 |
| Def. Reb. | 7 | Oral Roberts | 11-25-20 |
| Rebounds | 11 | Oral Roberts | 11-25-20 |
| Assists | 3 | @ Little Rock | 12-20-20 |
| Blocks | 2 | UAPB | 12-21-20 |
| Steals | 5 | Oral Roberts | 11-25-20 |
| Minutes | 26 | UAPB | 12-21-20 |

CAREER HIGHS

| | | | |
|--------------|----|---------------|-----------|
| Points | 15 | UAPB | 12-21-20* |
| FG Made | 6 | UAPB | 12-21-20* |
| FG Att. | 13 | UAPB | 12-21-20 |
| 3FG Made | 1 | No. 3 UConn | 1-28-21* |
| 3FG Att. | 4 | UAPB | 12-21-20 |
| FT Made | 3 | Ole Miss | 2-19-21* |
| FT Att. | 6 | Oral Roberts | 11-25-20 |
| Off. Reb. | 4 | Oral Roberts | 11-25-20 |
| Def. Reb. | 7 | Oral Roberts | 11-25-20 |
| Rebounds | 11 | Oral Roberts | 11-25-20 |
| Assists | 3 | @ Little Rock | 12-20-20 |
| Blocks | 2 | UAPB | 12-21-20* |
| Steals | 5 | Oral Roberts | 11-25-20 |
| Minutes | 26 | UAPB | 12-21-20* |
| Most Recent* | | | |

SEASON | CAREER SUPERLATIVES

| Stat | '19-20 | '20-21 | '21-22 | Career |
|--------------------|--------|--------|--------|--------|
| Double Figure Pts | - | 4 | - | 4 |
| Double Figure Rebs | - | 1 | - | 1 |
| Double-Doubles | - | 1 | - | 1 |
| 5 + Assists | - | - | - | - |
| 5 + Blocks | - | - | - | - |
| 5 + Steals | - | 1 | - | 1 |
| Led Team in Pts | - | - | - | - |
| Led Team in Reb | - | - | - | - |
| 20 + Points | - | - | - | - |

NOTES

- Became part of Arkansas' rotation during her sophomore season
- Averaged 4.6 points, 2.1 rebounds, 0.4 assists, 0.8 steals, 12.1 minutes per game
- Scored in double-figures four times, including a career-high 15 points twice (Maryland/UAPB)
- Was huge in the Baylor win, scoring eight points, snaring four rebounds and nabbing four steals
- Was also critical in beating UConn, going for seven points, three rebounds, and several big stops against freshman phenom Paige Bueckers late in that game
- Nabbed multiple steals in four games, including a career-high five against ORU in the opener
- Had a double-double (11 points, 11 rebounds) against the Golden Eagles.

| Opponent | Date | gs | min | Total | | 3-Pointers | | Free throws | | Rebounds | | | | pf | a | t/o | blk | stl | pts | avg |
|-------------------|----------|----|------|--------|------|------------|------|-------------|------|----------|-----|------|-----|----|----|-----|-----|-----|------|-----|
| | | | | fg-fga | pct | 3fg-fga | pct | ft-ftr | pct | off | def | tot | avg | | | | | | | |
| ORAL ROBERTS | 11/25/20 | 18 | 4-9 | .444 | 0-0 | .000 | 3-6 | .500 | 4 | 7 | 11 | 11.0 | 0 | 1 | 0 | 0 | 5 | 11 | 11.0 | |
| vs Wake Forest | 11/27/20 | 11 | 0-2 | .000 | 0-0 | .000 | 0-0 | .000 | 1 | 1 | 2 | 6.5 | 2 | 1 | 2 | 0 | 1 | 0 | 5.5 | |
| at FGCU | 11/28/20 | 4 | 0-2 | .000 | 0-0 | .000 | 2-2 | 1.000 | 1 | 1 | 2 | 5.0 | 0 | 0 | 0 | 0 | 0 | 2 | 4.3 | |
| vs Maryland | 11/29/20 | 17 | 6-9 | .667 | 1-2 | .500 | 2-4 | .500 | 2 | 2 | 4 | 4.8 | 2 | 0 | 1 | 0 | 3 | 15 | 7.0 | |
| LA-MONROE | 12/03/20 | 20 | 5-9 | .556 | 1-3 | .333 | 3-5 | .600 | 0 | 3 | 3 | 4.4 | 3 | 0 | 1 | 1 | 3 | 14 | 8.4 | |
| BAYLOR | 12/06/20 | 16 | 4-7 | .571 | 0-1 | .000 | 0-0 | .000 | 0 | 4 | 4 | 4.3 | 1 | 0 | 1 | 0 | 4 | 8 | 8.3 | |
| at Little Rock | 12/19/20 | 11 | 2-2 | 1.000 | 0-0 | .000 | 3-4 | .750 | 0 | 0 | 0 | 3.7 | 2 | 3 | 0 | 0 | 0 | 7 | 8.1 | |
| ARK-PINE BLUFF | 12/21/20 | 26 | 6-13 | .462 | 1-4 | .250 | 2-2 | 1.000 | 2 | 2 | 4 | 3.8 | 2 | 2 | 1 | 2 | 1 | 15 | 9.0 | |
| at Kentucky | 12/31/20 | 3 | 0-1 | .000 | 0-0 | .000 | 0-0 | .000 | 0 | 1 | 1 | 3.4 | 0 | 0 | 0 | 0 | 0 | 0 | 8.0 | |
| MISSOURI | 01/03/21 | 9 | 1-1 | 1.000 | 1-1 | 1.000 | 0-0 | .000 | 0 | 0 | 0 | 3.1 | 2 | 1 | 0 | 0 | 0 | 3 | 7.5 | |
| at Tennessee | 01/07/21 | 13 | 0-2 | .000 | 0-1 | .000 | 0-0 | .000 | 1 | 2 | 3 | 3.1 | 0 | 0 | 0 | 0 | 0 | 0 | 6.8 | |
| TEXAS A&M | 01/10/21 | 17 | 0-1 | .000 | 0-1 | .000 | 2-2 | 1.000 | 0 | 3 | 3 | 3.1 | 1 | 0 | 0 | 0 | 0 | 2 | 6.4 | |
| FLORIDA | 01/14/21 | 3 | 0-2 | .000 | 0-0 | .000 | 0-0 | .000 | 0 | 0 | 0 | 2.8 | 1 | 0 | 0 | 0 | 0 | 0 | 5.9 | |
| at South Carolina | 01/18/21 | 17 | 1-5 | .200 | 1-2 | .500 | 0-0 | .000 | 0 | 3 | 3 | 2.9 | 0 | 1 | 0 | 1 | 1 | 3 | 5.7 | |
| at Georgia | 01/25/21 | 13 | 2-6 | .333 | 0-1 | .000 | 0-0 | .000 | 0 | 0 | 0 | 2.7 | 1 | 0 | 1 | 0 | 0 | 4 | 5.6 | |
| UConn | 01/28/21 | 14 | 3-4 | .750 | 1-1 | 1.000 | 0-0 | .000 | 1 | 2 | 3 | 2.7 | 1 | 0 | 4 | 0 | 0 | 7 | 5.7 | |
| AUBURN | 01/31/21 | 9 | 1-1 | 1.000 | 0-0 | .000 | 2-2 | 1.000 | 0 | 1 | 1 | 2.6 | 0 | 0 | 0 | 0 | 0 | 4 | 5.6 | |
| at Missouri | 02/04/21 | 8 | 0-1 | .000 | 0-1 | .000 | 2-2 | 1.000 | 0 | 0 | 0 | 2.4 | 2 | 0 | 0 | 0 | 1 | 1 | 2 | 5.4 |
| at Texas A&M | 02/07/21 | 12 | 2-3 | .667 | 0-0 | .000 | 1-2 | .500 | 0 | 0 | 0 | 2.3 | 0 | 0 | 1 | 0 | 0 | 5 | 5.4 | |
| MISSISSIPPI ST. | 02/11/21 | 8 | 0-3 | .000 | 0-1 | .000 | 0-0 | .000 | 0 | 2 | 2 | 2.3 | 1 | 0 | 0 | 0 | 0 | 0 | 5.1 | |
| OLE MISS | 02/19/21 | 21 | 2-3 | .667 | 0-0 | .000 | 3-3 | 1.000 | 0 | 3 | 3 | 2.3 | 3 | 0 | 0 | 0 | 0 | 7 | 5.2 | |
| at LSU | 02/21/21 | 3 | 0-0 | .000 | 0-0 | .000 | 0-0 | .000 | 0 | 0 | 0 | 2.2 | 0 | 0 | 0 | 0 | 0 | 0 | 5.0 | |
| at Auburn | 02/25/21 | 13 | 1-4 | .250 | 0-0 | .000 | 0-0 | .000 | 0 | 2 | 2 | 2.2 | 1 | 0 | 0 | 0 | 1 | 2 | 4.8 | |
| ALABAMA | 02/28/21 | 7 | 1-2 | .500 | 0-1 | .000 | 0-0 | .000 | 0 | 0 | 0 | 2.1 | 0 | 1 | 0 | 1 | 0 | 2 | 4.7 | |
| vs Ole Miss | 03/04/21 | 6 | 0-0 | .000 | 0-0 | .000 | 0-0 | .000 | 0 | 1 | 1 | 2.1 | 0 | 0 | 0 | 0 | 1 | 0 | 4.5 | |
| vs Wright St. | 03/22/21 | 15 | 2-3 | .667 | 0-0 | .000 | 2-2 | 1.000 | 0 | 3 | 3 | 2.1 | 1 | 0 | 2 | 0 | 1 | 6 | 4.6 | |
| Totals | | 0 | 314 | 43-95 | .453 | 6-20 | .300 | 27-36 | .750 | 12 | 43 | 55 | 2.1 | 26 | 10 | 14 | 6 | 22 | 119 | 4.6 |

Games played: 26
Minutes/game: 12.1
Points/game: 4.6
FG Pct: 45.3
3FG Pct: 30.0
FT Pct: 75.0

Rebounds/game: 2.1
Assists/game: 0.4
Turnovers/game: 0.5
Assist/turnover ratio: 0.7
Steals/game: 0.8
Blocks/game: 0.2

CAREER STATISTICS

| Season | gp-gs | min/avg | fg-fga | pct | fg-fga | pct | ft-fa | pct | off | def | tot | avg | pf | fo | ast | to | blk | stl | pts | avg |
|---------|-------|----------|--------|------|--------|------|-------|------|-----|-----|-----|-----|----|----|-----|----|-----|-----|-----|-----|
| 2019-20 | 18-0 | 152/8.4 | 16-45 | .356 | 2-14 | .143 | 11-24 | .458 | 16 | 21 | 37 | 2.1 | 11 | 0 | 5 | 15 | 4 | 7 | 45 | 2.5 |
| 2020-21 | 26-0 | 314/12.1 | 43-95 | .453 | 6-20 | .300 | 27-36 | .750 | 12 | 43 | 55 | 2.1 | 26 | 0 | 10 | 14 | 6 | 22 | 119 | 4.6 |
| TOTAL | 44-0 | 466/10.6 | 59-140 | .421 | 8-34 | .235 | 38-60 | .633 | 28 | 64 | 92 | 2.1 | 37 | 0 | 15 | 29 | 10 | 29 | 164 | 3.7 |



2 Samara Spencer | Fr. | 5-9 | G | Fort Lauderdale, Fla. (St. Thomas Aquinas HS)

SEASON HIGHS

| | |
|-----------|-----|
| Points | N/A |
| FG Made | N/A |
| FG Att. | N/A |
| 3FG Made | N/A |
| 3FG Att. | N/A |
| FT Made | N/A |
| FT Att. | N/A |
| Off. Reb. | N/A |
| Def. Reb. | N/A |
| Rebounds | N/A |
| Assists | N/A |
| Blocks | N/A |
| Steals | N/A |
| Minutes | N/A |

NOTES

- No. 72 overall recruit according to Blue Star at the time of her signing
- Led St. Thomas Aquinas to a state title during her senior season
- Named Broward County's 7A-6A Player of the Year in 2021
- Dropped 24 points in the state semifinal and 17 points in the state title game
- Named to Broward County First Team as a junior
- Led the Raiders to the state title game during her sophomore season as well
- Prior to playing for St. Thomas Aquinas, helped lead Fort Myers to a state title during her freshman season as the sixth-woman.

CAREER HIGHS

(Same as Season Highs)

SEASON | CAREER SUPERLATIVES

| Stat | '21-'22 | Career |
|--------------------|---------|--------|
| Double Figure Pts | - | - |
| Double Figure Rebs | - | - |
| Double-Doubles | - | - |
| 5 + Assists | - | - |
| 5 + Blocks | - | - |
| 5 + Steals | - | - |
| Led Team in Pts | - | - |
| Led Team in Reb | - | - |
| 20 + Points | - | - |
| 30+ Points | - | - |

CAREER STATISTICS



3 Elauna Eaton | RFr. | 6-0 | G | Helena, Ark. (Nettleton HS)

SEASON HIGHS

| | |
|-----------|-----|
| Points | N/A |
| FG Made | N/A |
| FG Att. | N/A |
| 3FG Made | N/A |
| 3FG Att. | N/A |
| FT Made | N/A |
| FT Att. | N/A |
| Off. Reb. | N/A |
| Def. Reb. | N/A |
| Rebounds | N/A |
| Assists | N/A |
| Blocks | N/A |
| Steals | N/A |
| Minutes | N/A |

NOTES

- Missed her freshman season with an ACL injury
- Named the Arkansas Democrat-Gazette's Player of the Year following her final high school season
- Earned a spot on the Naismith Trophy High School Girls Watch List
- Named AAA 5A All-State in 2019, while earning AAA 6A All-State Honors in 2018
- Rated as the No. 9 Guard, No. 41 Overall Player in the nation when she committed
- Averaged 23.9 points per game and 7.9 rebounds per game during her senior season

CAREER HIGHS

(Same as Season Highs)

SEASON | CAREER SUPERLATIVES

| Stat | '21-'22 | Career |
|--------------------|---------|--------|
| Double Figure Pts | - | - |
| Double Figure Rebs | - | - |
| Double-Doubles | - | - |
| 5 + Assists | - | - |
| 5 + Blocks | - | - |
| 5 + Steals | - | - |
| Led Team in Pts | - | - |
| Led Team in Reb | - | - |
| 20 + Points | - | - |
| 30+ Points | - | - |

CAREER STATISTICS



4 Erynn Barnum | R.Jr. | 6-2 | F | Little Rock, Ark. (Little Rock Central HS)

SEASON HIGHS

| | | | |
|-----------|----|--------------|-----------|
| Points | 17 | ULM | 12-3-20 |
| FG Made | 7 | @ No. 22 UGA | 1-25-21* |
| FG Att. | 10 | @ No. 22 UGA | 1-25-21* |
| 3FG Made | 1 | UAPB | 12-21-20 |
| 3FG Att. | 3 | UAPB | 12-21-20 |
| FT Made | 4 | UAPB | 12-21-20* |
| FT Att. | 12 | Oral Roberts | 11-25-20 |
| Off. Reb. | 4 | Mizzou | 1-3-21 |
| Def. Reb. | 8 | ULM | 12-3-20 |
| Rebounds | 10 | UAPB | 12-21-20 |
| Assists | 2 | Auburn | 1-31-21 |
| Blocks | 3 | UCA | 12-13-20 |
| Steals | 3 | @ No. 7 TAMU | 2-7-21 |
| Minutes | 25 | vs. Ole Miss | 3-4-21 |

CAREER HIGHS

| | | | |
|--------------|----|--------------|-----------|
| Points | 17 | ULM | 12-3-20 |
| FG Made | 7 | @ No. 22 UGA | 1-25-21* |
| FG Att. | 12 | Georgia | 1-23-20 |
| 3FG Made | 1 | UAPB | 12-21-20* |
| 3FG Att. | 3 | UAPB | 12-21-20 |
| FT Made | 8 | UT Martin | 12-29-19 |
| FT Att. | 12 | Oral Roberts | 11-25-20 |
| Off. Reb. | 4 | Tulsa | 12-11-19 |
| Def. Reb. | 8 | ULM | 12-3-20* |
| Rebounds | 12 | Tulsa | 12-11-19 |
| Assists | 2 | Auburn | 1-31-21 |
| Blocks | 4 | Little Rock | 12-21-19* |
| Steals | 2 | @ No. 7 TAMU | 2-7-21 |
| Minutes | 25 | vs. Ole Miss | 3-4-21* |
| Most Recent* | | | |

SEASON | CAREER SUPERLATIVES

| Stat | '19-20 | '20-21 | '21-22 | Career |
|--------------------|--------|--------|--------|--------|
| Double Figure Pts | 4 | 9 | - | 13 |
| Double Figure Rebs | 1 | 1 | - | 2 |
| Double-Doubles | 1 | 1 | - | 2 |
| 5 + Assists | - | - | - | - |
| 5 + Blocks | - | - | - | - |
| 5 + Steals | - | - | - | - |
| Led Team in Pts | 1 | - | - | 1 |
| Led Team in Reb | 4 | 7 | - | 11 |
| 20 + Points | - | - | - | - |

NOTES

- Was a force off the bench for the Hogs in her second season
- Averaged 7.7 points, 4.6 rebounds, 0.4 assists, 0.8 steals, 16.2 minutes per game
- Nine games scoring in double figures, one game with double figure rebounds
- Went for 12 points against LSU on the road
- Scored 15 points in Arkansas' near loss at Georgia, hitting seven of her 10 shots
- Made all four of her shots at Texas A&M in a 10-point performance
- Added 13 more at South Carolina
- Notched her second career double-double against Arkansas-Pine Bluff
- Went for a career-high 17 points in the Hogs' win over Louisiana Monroe.

| Opponent | Date | gs | min | Total | | 3-Pointers | | Free throws | | Rebounds | | | | pf | a | t/o | blk | stl | pts | avg |
|-------------------|----------|----|------|--------|------|------------|------|-------------|------|----------|-----|-----|-----|----|----|-----|-----|-----|------|-----|
| | | | | fg-fga | pct | 3fg-fga | pct | ft-fa | pct | off | def | tot | avg | | | | | | | |
| ORAL ROBERTS | 11/25/20 | 16 | 5-10 | .500 | 0-2 | .000 | 4-12 | .333 | 1 | 3 | 4 | 4.0 | 0 | 1 | 0 | 1 | 2 | 14 | 14.0 | |
| vs Wake Forest | 11/27/20 | 16 | 4-6 | .667 | 0-0 | .000 | 4-6 | .667 | 0 | 5 | 5 | 4.5 | 2 | 1 | 1 | 2 | 0 | 12 | 13.0 | |
| at FGCU | 11/28/20 | 17 | 3-4 | .750 | 0-0 | .000 | 3-6 | .500 | 1 | 3 | 4 | 4.3 | 1 | 0 | 1 | 0 | 1 | 9 | 11.7 | |
| vs Maryland | 11/29/20 | 13 | 1-4 | .250 | 0-0 | .000 | 2-2 | 1.000 | 3 | 2 | 5 | 4.5 | 3 | 0 | 2 | 2 | 0 | 4 | 9.8 | |
| LA-MONROE | 12/03/20 | 16 | 7-9 | .778 | 0-0 | .000 | 3-5 | .600 | 0 | 8 | 8 | 5.2 | 0 | 1 | 1 | 0 | 1 | 17 | 11.2 | |
| BAYLOR | 12/06/20 | 16 | 0-4 | .000 | 0-0 | .000 | 0-2 | .000 | 1 | 1 | 2 | 4.7 | 4 | 0 | 1 | 1 | 1 | 0 | 9.3 | |
| at SMU | 12/09/20 | 15 | 3-6 | .500 | 0-1 | .000 | 1-1 | 1.000 | 1 | 7 | 8 | 5.1 | 1 | 1 | 3 | 2 | 0 | 7 | 9.0 | |
| CENTRAL ARK. | 12/13/20 | 14 | 2-5 | .400 | 0-1 | .000 | 3-3 | 1.000 | 1 | 5 | 6 | 5.3 | 1 | 1 | 1 | 3 | 1 | 7 | 8.8 | |
| at Little Rock | 12/19/20 | 20 | 4-8 | .500 | 0-0 | .000 | 0-2 | .000 | 0 | 6 | 6 | 5.3 | 4 | 0 | 1 | 2 | 0 | 8 | 8.7 | |
| ARK-PINE BLUFF | 12/21/20 | 20 | 4-9 | .444 | 1-3 | .333 | 4-8 | .500 | 3 | 7 | 10 | 5.8 | 2 | 1 | 1 | 1 | 1 | 13 | 9.1 | |
| at Kentucky | 12/31/20 | 20 | 5-6 | .833 | 0-0 | .000 | 1-2 | .500 | 2 | 3 | 5 | 5.7 | 3 | 0 | 1 | 1 | 1 | 11 | 9.3 | |
| MISSOURI | 01/03/21 | 24 | 2-5 | .400 | 0-0 | .000 | 1-6 | .167 | 4 | 2 | 6 | 5.8 | 2 | 1 | 1 | 1 | 0 | 5 | 8.9 | |
| at Tennessee | 01/07/21 | 9 | 0-3 | .000 | 0-0 | .000 | 0-0 | .000 | 1 | 2 | 3 | 5.5 | 2 | 0 | 2 | 0 | 0 | 0 | 8.2 | |
| TEXAS A&M | 01/10/21 | 17 | 3-5 | .600 | 0-0 | .000 | 0-2 | .000 | 0 | 3 | 3 | 5.4 | 1 | 0 | 0 | 0 | 0 | 6 | 8.1 | |
| FLORIDA | 01/14/21 | 4 | 1-1 | 1.000 | 0-0 | .000 | 0-0 | .000 | 0 | 0 | 0 | 5.0 | 3 | 0 | 0 | 0 | 0 | 2 | 7.7 | |
| at South Carolina | 01/18/21 | 16 | 6-10 | .600 | 0-0 | .000 | 1-1 | 1.000 | 2 | 1 | 3 | 4.9 | 3 | 0 | 0 | 1 | 0 | 13 | 8.0 | |
| at Georgia | 01/25/21 | 21 | 7-10 | .700 | 0-0 | .000 | 1-1 | 1.000 | 2 | 2 | 4 | 4.8 | 3 | 0 | 0 | 1 | 2 | 15 | 8.4 | |
| UCONN | 01/28/21 | 11 | 2-4 | .500 | 0-0 | .000 | 0-1 | .000 | 2 | 2 | 4 | 4.8 | 3 | 0 | 2 | 0 | 1 | 4 | 8.2 | |
| AUBURN | 01/31/21 | 14 | 2-3 | .667 | 0-0 | .000 | 0-1 | .000 | 0 | 0 | 0 | 4.5 | 3 | 2 | 1 | 0 | 0 | 4 | 7.9 | |
| at Missouri | 02/04/21 | 12 | 3-3 | 1.000 | 0-0 | .000 | 0-2 | .000 | 1 | 2 | 3 | 4.5 | 0 | 0 | 0 | 1 | 2 | 6 | 7.9 | |
| at Texas A&M | 02/07/21 | 20 | 4-4 | 1.000 | 0-0 | .000 | 2-4 | .500 | 0 | 3 | 3 | 4.4 | 2 | 0 | 2 | 1 | 3 | 10 | 8.0 | |
| MISSISSIPPI ST. | 02/11/21 | 14 | 3-4 | .750 | 0-0 | .000 | 3-3 | 1.000 | 1 | 3 | 4 | 4.4 | 1 | 0 | 0 | 0 | 0 | 9 | 8.0 | |
| OLE MISS | 02/19/21 | 21 | 2-3 | .667 | 0-0 | .000 | 3-5 | .600 | 1 | 3 | 4 | 4.3 | 3 | 1 | 1 | 0 | 2 | 7 | 8.0 | |
| at LSU | 02/21/21 | 14 | 5-8 | .625 | 0-0 | .000 | 2-4 | .500 | 2 | 2 | 4 | 4.3 | 1 | 0 | 0 | 0 | 0 | 12 | 8.1 | |
| at Auburn | 02/25/21 | 19 | 2-2 | 1.000 | 0-0 | .000 | 4-4 | 1.000 | 0 | 6 | 6 | 4.4 | 3 | 0 | 2 | 0 | 2 | 8 | 8.1 | |
| ALABAMA | 02/28/21 | 14 | 0-1 | .000 | 0-0 | .000 | 0-0 | .000 | 1 | 5 | 6 | 4.5 | 2 | 1 | 2 | 2 | 0 | 0 | 7.8 | |
| vs Ole Miss | 03/04/21 | 25 | 2-4 | .500 | 0-0 | .000 | 2-4 | .500 | 2 | 5 | 7 | 4.6 | 2 | 0 | 1 | 0 | 0 | 6 | 7.7 | |
| vs Wright St. | 03/22/21 | 16 | 3-4 | .750 | 0-0 | .000 | 0-0 | .000 | 2 | 3 | 5 | 4.6 | 1 | 0 | 3 | 1 | 1 | 6 | 7.7 | |
| Totals | | 0 | 454 | 85-145 | .586 | 1-7 | .143 | 44-87 | .506 | 34 | 94 | 128 | 4.6 | 56 | 11 | 30 | 23 | 21 | 215 | 7.7 |

Games played: 28
Minutes/game: 16.2
Points/game: 7.7
FG Pct: 58.6
3FG Pct: 14.3
FT Pct: 50.6

Rebounds/game: 4.6
Assists/game: 0.4
Turnovers/game: 1.1
Assist/turnover ratio: 0.4
Steals/game: 0.8
Blocks/game: 0.8

CAREER STATISTICS

| Season | gp-gs | min/avg | fg-fga | pct | fg-fga | pct | ft-fa | pct | off | def | tot | avg | pf | fo | ast | to | blk | stl | pts | avg |
|---------|-------|----------|---------|------|--------|------|--------|------|-----|-----|-----|-----|----|----|-----|----|-----|-----|-----|-----|
| 2019-20 | 27-0 | 304/11.3 | 50-98 | .510 | 3-7 | .429 | 31-52 | .596 | 31 | 76 | 107 | 4.0 | 26 | 0 | 5 | 11 | 28 | 15 | 134 | 5.0 |
| 2020-21 | 28-0 | 454/16.2 | 85-145 | .586 | 1-7 | .143 | 44-87 | .506 | 34 | 94 | 128 | 4.6 | 56 | 0 | 11 | 30 | 23 | 21 | 215 | 7.7 |
| TOTAL | 55-0 | 758/13.8 | 135-243 | .556 | 4-14 | .286 | 75-139 | .540 | 65 | 170 | 235 | 4.3 | 82 | 0 | 16 | 41 | 51 | 36 | 349 | 6.3 |



|| Rylee Langerman | Fr. | 5-9 | G | Norman, Okla. (Christian Heritage HS)

SEASON HIGHS

| | | | |
|-----------|----|--------------|-----------|
| Points | 4 | @ SMU | 12-9-20* |
| FG Made | 1 | UAPB | 12-21-20* |
| FG Att. | 7 | UAPB | 12-21-20 |
| 3FG Made | 1 | UAPB | 12-21-20* |
| 3FG Att. | 5 | UAPB | 12-21-20 |
| FT Made | 1 | @ SMU | 12-9-20* |
| FT Att. | 2 | @ SMU | 12-9-20* |
| Off. Reb. | 2 | UCA | 12-13-20 |
| Def. Reb. | 4 | Oral Roberts | 11-25-20 |
| Rebounds | 4 | UCA | 12-13-20* |
| Assists | 4 | UCA | 12-13-20 |
| Blocks | 1 | @ SMU | 12-9-20 |
| Steals | 1 | Maryland | 11-28-20 |
| Minutes | 21 | UCA | 12-13-20 |

CAREER HIGHS

| | | | |
|-----------|----|--------------|-----------|
| Points | 4 | @ SMU | 12-9-20* |
| FG Made | 1 | UAPB | 12-21-20* |
| FG Att. | 7 | UAPB | 12-21-20 |
| 3FG Made | 1 | UAPB | 12-21-20* |
| 3FG Att. | 5 | UAPB | 12-21-20 |
| FT Made | 1 | @ SMU | 12-9-20* |
| FT Att. | 2 | @ SMU | 12-9-20* |
| Off. Reb. | 2 | UCA | 12-13-20 |
| Def. Reb. | 4 | Oral Roberts | 11-25-20 |
| Rebounds | 4 | UCA | 12-13-20* |
| Assists | 4 | UCA | 12-13-20 |
| Blocks | 1 | @ SMU | 12-9-20 |
| Steals | 1 | Maryland | 11-28-20 |
| Minutes | 21 | UCA | 12-13-20 |

Most Recent*

SEASON | CAREER SUPERLATIVES

| Stat | '20-21 | '21-22 | Career |
|--------------------|--------|--------|--------|
| Double Figure Pts | - | - | - |
| Double Figure Rebs | - | - | - |
| Double-Doubles | - | - | - |
| 5 + Assists | - | - | - |
| 5 + Blocks | - | - | - |
| 5 + Steals | - | - | - |
| Led Team in Pts | - | - | - |
| Led Team in Reb | - | - | - |
| 20 + Points | - | - | - |
| 30+ Points | - | - | - |

NOTES

- Showed flashes in limited action during her freshman season
- Averaged 1.2 points, 1.1 rebounds, 0.5 assists, 0.1 steals, 7.1 minutes per game
- Scored a career-high four points on the road at SMU
- Also had four against Louisiana Monroe
- Hit at least one three in four of her 13 appearances
- Pulled down four rebounds against both Oral Roberts and Central Arkansas
- Also had a career-high four assists against UCA.

| Opponent | Date | gs | min | Total | | 3-Pointers | | Free throws | | Rebounds | | | | pf | a | t/o | blk | stl | pts | avg |
|-----------------|----------|----|-----|--------|------|------------|------|-------------|------|----------|-----|-----|-----|----|---|-----|-----|-----|-----|-----|
| | | | | fg-fga | pct | 3fg-fga | pct | ft-fga | pct | off | def | tot | avg | | | | | | | |
| ORAL ROBERTS | 11/25/20 | 10 | 1-3 | .333 | 1-2 | .500 | 0-0 | .000 | 0-0 | 0 | 4 | 4 | 4.0 | 1 | 0 | 1 | 0 | 0 | 3 | 3.0 |
| vs Wake Forest | 11/27/20 | 1 | 0-0 | .000 | 0-0 | .000 | 0-0 | .000 | 0-0 | 0 | 1 | 1 | 2.5 | 0 | 0 | 0 | 0 | 0 | 0 | 1.5 |
| vs Maryland | 11/29/20 | 5 | 1-1 | 1.000 | 0-0 | .000 | 0-0 | .000 | 0-0 | 0 | 0 | 0 | 1.7 | 0 | 0 | 1 | 0 | 1 | 2 | 1.7 |
| LA-MONROE | 12/03/20 | 14 | 1-1 | 1.000 | 1-1 | 1.000 | 1-2 | .500 | 0-0 | 0 | 0 | 0 | 1.3 | 3 | 0 | 0 | 0 | 0 | 4 | 2.3 |
| at SMU | 12/09/20 | 15 | 1-1 | 1.000 | 1-1 | 1.000 | 1-2 | .500 | 0-0 | 0 | 2 | 2 | 1.4 | 1 | 0 | 3 | 1 | 0 | 4 | 2.6 |
| CENTRAL ARK. | 12/13/20 | 21 | 0-3 | .000 | 0-1 | .000 | 0-0 | .000 | 0-0 | 2 | 2 | 4 | 1.8 | 2 | 4 | 2 | 0 | 0 | 0 | 2.2 |
| ARK.-PINE BLUFF | 12/21/20 | 19 | 1-7 | .143 | 1-5 | .200 | 0-0 | .000 | 0-0 | 0 | 1 | 1 | 1.7 | 1 | 3 | 2 | 0 | 0 | 3 | 2.3 |
| TEXAS A&M | 01/10/21 | 2 | 0-0 | .000 | 0-0 | .000 | 0-0 | .000 | 0-0 | 0 | 2 | 2 | 1.8 | 0 | 0 | 0 | 0 | 0 | 0 | 2.0 |
| UCONN | 01/28/21 | 2 | 0-0 | .000 | 0-0 | .000 | 0-0 | .000 | 0-0 | 0 | 0 | 0 | 1.6 | 1 | 0 | 0 | 0 | 0 | 0 | 1.8 |
| AUBURN | 01/31/21 | 2 | 0-0 | .000 | 0-0 | .000 | 0-0 | .000 | 0-0 | 0 | 0 | 0 | 1.4 | 1 | 0 | 0 | 0 | 0 | 0 | 1.6 |
| MISSISSIPPI ST. | 02/11/21 | 0 | 0-0 | .000 | 0-0 | .000 | 0-0 | .000 | 0-0 | 0 | 0 | 0 | 1.3 | 0 | 0 | 0 | 0 | 0 | 0 | 1.5 |
| OLE MISS | 02/19/21 | 0 | 0-0 | .000 | 0-0 | .000 | 0-0 | .000 | 0-0 | 0 | 0 | 0 | 1.2 | 0 | 0 | 0 | 0 | 0 | 0 | 1.3 |
| ALABAMA | 02/28/21 | 1 | 0-0 | .000 | 0-0 | .000 | 0-0 | .000 | 0-0 | 0 | 0 | 0 | 1.1 | 0 | 0 | 0 | 0 | 0 | 0 | 1.2 |
| Totals | | 0 | 92 | 5-16 | .313 | 4-10 | .400 | 2-4 | .500 | 2 | 12 | 14 | 1.1 | 10 | 7 | 9 | 1 | 1 | 16 | 1.2 |

Games played: 13
Minutes/game: 7.1
Points/game: 1.2
FG Pct: 31.3
3FG Pct: 40.0
FT Pct: 50.0

Rebounds/game: 1.1
Assists/game: 0.5
Turnovers/game: 0.7
Assist/turnover ratio: 0.8
Steals/game: 0.1
Blocks/game: 0.1

CAREER STATISTICS

| Season | gp-gs | min/avg | fg-fga | pct | fg-fga | pct | ft-fga | pct | off | def | tot | avg | pf | fo | ast | to | blk | stl | pts | avg |
|---------|-------|---------|--------|------|--------|------|--------|------|-----|-----|-----|-----|----|----|-----|----|-----|-----|-----|-----|
| 2020-21 | 13-0 | 92/7.1 | 5-16 | .313 | 4-10 | .400 | 2-4 | .500 | 2 | 12 | 14 | 1.1 | 10 | 0 | 7 | 9 | 1 | 1 | 16 | 1.2 |
| TOTAL | 13-0 | 92/7.1 | 5-16 | .313 | 4-10 | .400 | 2-4 | .500 | 2 | 12 | 14 | 1.1 | 10 | 0 | 7 | 9 | 1 | 1 | 16 | 1.2 |


13 | Sasha Goforth | So. | 6-1 | G | Fayetteville, Ark. (Fayetteville HS)

SEASON HIGHS

| | | | |
|-----------|----|---------------|----------|
| Points | 24 | San Francisco | 12/3/20 |
| FG Made | 8 | Washington | 1/26/21 |
| FG Att. | 12 | @ Utah | 1/31/21 |
| 3FG Made | 6 | Washington | 1/26/21 |
| 3FG Att. | 8 | Stanford | 2/13/21 |
| FT Made | 9 | @ Oregon | 2/28/21 |
| FT Att. | 12 | San Francisco | 12/3/20 |
| Off. Reb. | 2 | California | 3/3/21 |
| Def. Reb. | 9 | @ Utah | 1/31/21 |
| Rebounds | 10 | @ Utah | 1/31/21 |
| Assists | 7 | Montana West. | 11/28/20 |
| Blocks | 3 | @ Wash State | 12/19/20 |
| Steals | 4 | Utah | 12/8/20 |
| Minutes | 38 | Oregon | 3/4/21 |

NOTES

- Started every game during her freshman season at Oregon State
- Earned PAC-12 All-Freshman Team Honors
- Averaged 11.6 points and 3.6 rebounds per game
- Dished 34 assists and shot 36 percent from beyond the three-point arc
- Had 19 blocked shots and 15 steals on the defensive side of the ball
- Had two 20+ point games
- Notched her first-career double-double against Utah

CAREER HIGHS

| | | | |
|-----------|----|---------------|----------|
| Points | 24 | San Francisco | 12/3/20 |
| FG Made | 8 | Washington | 1/26/21 |
| FG Att. | 12 | @ Utah | 1/31/21 |
| 3FG Made | 6 | Washington | 1/26/21 |
| 3FG Att. | 8 | Stanford | 2/13/21 |
| FT Made | 9 | @ Oregon | 2/28/21 |
| FT Att. | 12 | San Francisco | 12/3/20 |
| Off. Reb. | 2 | California | 3/3/21 |
| Def. Reb. | 9 | @ Utah | 1/31/21 |
| Rebounds | 10 | @ Utah | 1/31/21 |
| Assists | 7 | Montana West. | 11/28/20 |
| Blocks | 3 | @ Wash State | 12/19/20 |
| Steals | 4 | Utah | 12/8/20 |
| Minutes | 38 | Oregon | 3/4/21 |

*Most Recent

SEASON | CAREER SUPERLATIVES

| Stat | '20-21 | '21-22 | Career |
|--------------------|--------|--------|--------|
| Double Figure Pts | 12 | - | 12 |
| Double Figure Rebs | 1 | - | 1 |
| Double-Doubles | 1 | - | 1 |
| 5 + Assists | 1 | - | 1 |
| 5 + Blocks | - | - | - |
| 5 + Steals | - | - | - |
| Led Team in Pts | 3 | - | 3 |
| Led Team in Reb | 1 | - | 1 |
| 20 + Points | 2 | - | 2 |

CAREER STATISTICS

| CAREER STATISTICS | | | | | | | | | | | | | | | | | | | | | | | | | | |
|---------------------|-------|------|-----|-----|-------|-----|---------|------|-----|---------|------|-----|-----|----------|-----|----|-----|----|-----|-----|-----|------|-----|--|--|--|
| Year | GP-GS | Min | Avg | FG | Total | | 3-Point | | | F-Throw | | | Off | Rebounds | | PF | Ast | TO | Blk | Stl | Pts | Avg | | | | |
| | | | | | FGA | Pct | FG | FGA | Pct | FT | FTA | Pct | | Def | Tot | | | | | | | | Avg | | | |
| 2020-21*20-20 | 588 | 29.4 | 77 | 184 | .418 | 24 | 67 | .358 | 53 | 74 | .716 | 6 | 66 | 72 | 3.6 | 46 | 34 | 50 | 19 | 15 | 231 | 11.6 | | | | |
| Oregon State Stats* | | | | | | | | | | | | | | | | | | | | | | | | | | |



15 Ashlyn Sage | Fr. | 6-2 | G | Weatherford, Okla. (Weatherford HS)

SEASON HIGHS

| | |
|-----------|-----|
| Points | N/A |
| FG Made | N/A |
| FG Att. | N/A |
| 3FG Made | N/A |
| 3FG Att. | N/A |
| FT Made | N/A |
| FT Att. | N/A |
| Off. Reb. | N/A |
| Def. Reb. | N/A |
| Rebounds | N/A |
| Assists | N/A |
| Blocks | N/A |
| Steals | N/A |
| Minutes | N/A |

NOTES

- No. 84 overall recruit in Premier Basketball's 2021 rankings
- A three-time All-Conference selection
- VYPE Top 100 in both 2020 and 2019
- Tulsa World Top Players
- Was a state qualifier in 2020
- Led the state of Oklahoma in both three-point percentage and free throw percentage in 2020

CAREER HIGHS

(Same as Season Highs)

SEASON | CAREER SUPERLATIVES

| Stat | '21-22 | Career |
|--------------------|--------|--------|
| Double Figure Pts | - | - |
| Double Figure Rebs | - | - |
| Double-Doubles | - | - |
| 5 + Assists | - | - |
| 5 + Blocks | - | - |
| 5 + Steals | - | - |
| Led Team in Pts | - | - |
| Led Team in Reb | - | - |
| 20 + Points | - | - |

CAREER STATISTICS



22 Avery Hughes | Jr. | 5-7 | G | Bentonville, Ark. (Bentonville HS)

SEASON HIGHS

| | | | |
|-----------|-----|---------|-----------|
| Points | 6 | UAPB | 12-21-20 |
| FG Made | 2 | UAPB | 12-21-20 |
| FG Att. | 3 | UIM | 12-3-20 |
| 3FG Made | 2 | UAPB | 12-21-20 |
| 3FG Att. | 2 | UAPB | 12-21-20* |
| FT Made | 3 | Alabama | 2-28-21 |
| FT Att. | 3 | Alabama | 2-28-21 |
| Off. Reb. | N/A | | |
| Def. Reb. | 1 | UAPB | 12-21-20* |
| Rebounds | 1 | @ SMU | 12-9-20 |
| Assists | 2 | UAPB | 12-21-20* |
| Blocks | N/A | | |
| Steals | 1 | UIM | 12-3-20* |
| Minutes | 10 | UAPB | 12-21-20* |

CAREER HIGHS

| | | | |
|-----------|-----|-------------|-----------|
| Points | 6 | UAPB | 12-21-20* |
| FG Made | 2 | UAPB | 12-21-20* |
| FG Att. | 4 | Tulsa | 12-11-19 |
| 3FG Made | 2 | UAPB | 12-21-20* |
| 3FG Att. | 3 | Tulsa | 12-11-19 |
| FT Made | 1 | Stony Brook | 11-17-19 |
| FT Att. | 1 | Stony Brook | 11-17-19 |
| Off. Reb. | N/A | | |
| Def. Reb. | 1 | UAPB | 12-21-20* |
| Rebounds | 1 | UAPB | 12-21-20* |
| Assists | 2 | UAPB | 12-21-20* |
| Blocks | N/A | | |
| Steals | 1 | UIM | 12-3-20* |
| Minutes | 10 | UAPB | 12-21-20* |

*Most Recent

NOTES

- Dropped a career-best six points on UAPB, hitting two threes
- Scored her first-career points against McNeese State in 2019-20
- Finished her career as Bentonville's second leading scorer and set single game records for points (34) and free throws (20-for-22)
- Two-time all-conference and all-state selection leading Bentonville to the 2019 conference title and a state runner-up finish
- Honors include All-Arkansas Second-Team, All-Northwest Arkansas First-Team, Gatorade Player of the Week, two KURM Dream Team selections and team captain honors as a senior
- The first walk-on for Neighbors and his staff at Arkansas

| Opponent | Date | gs | min | Total | | 3-Pointers | | Free throws | | Rebounds | | | | pf | a | tlo | blk | stl | pts | avg |
|----------------|----------|----|-----|-------|-------|------------|-------|-------------|-------|----------|-----|-----|-----|----|---|-----|-----|-----|-----|-----|
| | | | | fg | fga | fg | fga | ft | fta | off | def | tot | avg | | | | | | | |
| ORAL ROBERTS | 11/25/20 | 7 | | 1-2 | .500 | 1-2 | .500 | 0-0 | .000 | 0 | 0 | 0 | 0.0 | 1 | 0 | 1 | 0 | 1 | 3 | 3.0 |
| vs Maryland | 11/29/20 | 2 | | 0-0 | .000 | 0-0 | .000 | 0-0 | .000 | 0 | 0 | 0 | 0.0 | 0 | 0 | 0 | 0 | 0 | 0 | 1.5 |
| LA-MONROE | 12/03/20 | 10 | | 0-3 | .000 | 0-2 | .000 | 0-0 | .000 | 0 | 0 | 0 | 0.0 | 0 | 2 | 1 | 0 | 1 | 0 | 1.0 |
| at SMU | 12/09/20 | 9 | | 0-0 | .000 | 0-0 | .000 | 0-0 | .000 | 0 | 1 | 1 | 0.3 | 0 | 0 | 1 | 0 | 0 | 0 | 0.8 |
| CENTRAL ARK. | 12/13/20 | 6 | | 0-0 | .000 | 0-0 | .000 | 0-0 | .000 | 0 | 0 | 0 | 0.2 | 0 | 1 | 0 | 0 | 0 | 0 | 0.6 |
| ARK-PINE BLUFF | 12/21/20 | 10 | | 2-2 | 1.000 | 2-2 | 1.000 | 0-0 | .000 | 0 | 1 | 1 | 0.3 | 1 | 2 | 0 | 0 | 0 | 6 | 1.5 |
| ALABAMA | 02/28/21 | 1 | | 0-0 | .000 | 0-0 | .000 | 3-3 | 1.000 | 0 | 0 | 0 | 0.3 | 0 | 0 | 0 | 0 | 0 | 3 | 1.7 |
| Totals | | 0 | 45 | 3-7 | .429 | 3-6 | .500 | 3-3 | 1.000 | 0 | 2 | 2 | 0.3 | 2 | 5 | 3 | 0 | 2 | 12 | 1.7 |

Games played: 7
Minutes/game: 6.4
Points/game: 1.7
FG Pct: 42.9
3FG Pct: 50.0
FT Pct: 100.0

Rebounds/game: 0.3
Assists/game: 0.7
Turnovers/game: 0.4
Assist/turnover ratio: 1.7
Steals/game: 0.3

SEASON | CAREER SUPERLATIVES

| Stat | '19-20 | '20-21 | '21-22 | Career |
|--------------------|--------|--------|--------|--------|
| Double Figure Pts | - | - | - | - |
| Double Figure Rebs | - | - | - | - |
| Double-Doubles | - | - | - | - |
| 5 + Assists | - | - | - | - |
| 5 + Blocks | - | - | - | - |
| 5 + Steals | - | - | - | - |
| Led Team in Pts | - | - | - | - |
| Led Team in Reb | - | - | - | - |
| 20 + Points | - | - | - | - |

CAREER STATISTICS

| Season | gp-gs | min/avg | fg-fga | pct | fg-fga | pct | ft-fta | pct | off | def | tot | avg | pf | fo | ast | to | blk | stl | pts | avg |
|---------|-------|---------|--------|------|--------|------|--------|-------|-----|-----|-----|-----|----|----|-----|----|-----|-----|-----|-----|
| 2019-20 | 14-0 | 51/3.6 | 8-16 | .500 | 3-9 | .333 | 1-1 | 1.000 | 0 | 0 | 0 | 0.0 | 8 | 0 | 2 | 8 | 0 | 0 | 20 | 1.4 |
| 2020-21 | 7-0 | 45/6.4 | 3-7 | .429 | 3-6 | .500 | 3-3 | 1.000 | 0 | 2 | 2 | 0.3 | 2 | 0 | 5 | 3 | 0 | 2 | 12 | 1.7 |
| TOTAL | 21-0 | 96/4.6 | 11-23 | .478 | 6-15 | .400 | 4-4 | 1.000 | 0 | 2 | 2 | 0.1 | 10 | 0 | 7 | 11 | 0 | 2 | 32 | 1.5 |



23 Amber Ramirez | RSr. | 5-9 | G | San Antonio, Texas (Wagner HS) | TCU

SEASON HIGHS

| | | | |
|-----------|----|------------|----------|
| Points | 35 | Alabama | 2-28-21 |
| FG Made | 12 | Alabama | 2-28-21 |
| FG Att. | 19 | Alabama | 2-28-21 |
| 3FG Made | 8 | Alabama | 2-28-21 |
| 3FG Att. | 15 | Auburn | 1-31-21 |
| FT Made | 7 | Mizzou | 1-3-21* |
| FT Att. | 8 | Mizzou | 1-3-21* |
| Off. Reb. | 2 | Auburn | 1-31-21 |
| Def. Reb. | 6 | Baylor | 12-6-20 |
| Rebounds | 6 | @ LSU | 2-21-21* |
| Assists | 5 | UCA | 12-13-20 |
| Blocks | 3 | @ No. 4 SC | 1-18-21 |
| Steals | 4 | Mizzou | 1-3-21 |
| Minutes | 40 | Ole Miss | 2-19-21* |

CAREER HIGHS

| | | | |
|-----------|----|--------------|----------|
| Points | 35 | Alabama | 2-28-21 |
| FG Made | 12 | Alabama | 2-28-21 |
| FG Att. | 20 | Tennessee | 2-20-20 |
| 3FG Made | 11 | SE Louisiana | 12-10-17 |
| 3FG Att. | 17 | SE Louisiana | 12-10-17 |
| FT Made | 9 | Oklahoma | 3-3-18 |
| FT Att. | 10 | Oklahoma | 3-3-18 |
| Off. Reb. | 2 | Auburn | 1-31-21 |
| Def. Reb. | 8 | Wisconsin | 11-30-19 |
| Rebounds | 9 | Wisconsin | 11-30-19 |
| Assists | 7 | at Kentucky | 2-15-18 |
| Blocks | 3 | @ No. 4 SC | 1-18-21 |
| Steals | 5 | UT Martin | 12-29-19 |
| Minutes | 45 | @ Missouri | 2-2-20 |

*Most Recent

SEASON | CAREER SUPERLATIVES

| Stat | '16-17 | '17-18 | '19-20 | '20-21 | '21-22 | Career |
|--------------------|--------|--------|--------|--------|--------|--------|
| Double Figure Pts | 7 | 18 | 21 | 21 | - | 67 |
| Double Figure Rebs | - | - | - | - | - | - |
| Double-Doubles | - | - | - | - | - | - |
| 5+ Assists | 2 | 7 | 2 | 1 | - | 12 |
| 5+ Blocks | - | - | - | - | - | - |
| 5+ Steals | - | - | 1 | - | - | 1 |
| Led Ark in Pts | - | - | 6 | 6 | - | 12 |
| Led Ark in Reb | - | - | 2 | - | - | 2 |
| 20+ Points | - | 3 | 7 | 5 | - | 15 |
| 30+ Points | - | 1 | - | 1 | - | 2 |

NOTES

- Went off for a career-high 35 against Alabama
- Had 22 against No. 3 UConn and made five treys
- Scored a season-high 23 points against No. 4 Baylor
- Named College Sports Madness National Player of the Week (Dec. 7, 2020)
- Bounced back against Wake Forest after her 2020-21 debut, going for 22 points
- Scored a season-high 29 points against Tennessee in 2019-20
- Went wire-to-wire at Mizzou, playing all 45 minutes against the Tigers
- Was a perfect 6-6 against Vanderbilt
- Matched her season-high in threes-made against Auburn, going for seven
- Made seven threes against NWSU, the most by a Hog this season
- Dished a season-high five assists against Kansas State

| Opponent | Date | gs | min | Total | | 3-Pointers | | Free throws | | Rebounds | | | | | | | | | | | |
|-------------------|----------|----|-----|--------|---------|------------|--------|-------------|-------|----------|-----|-----|-----|-----|----|-----|-----|-----|-----|------|------|
| | | | | fg-fga | pct | 3fg-fga | pct | ft-fa | pct | off | def | tot | avg | pf | a | t/o | blk | stl | pts | avg | |
| ORAL ROBERTS | 11/25/20 | * | 22 | 1-10 | .100 | 1-6 | .167 | 0-0 | .000 | 0 | 0 | 0 | 0.0 | 2 | 1 | 3 | 0 | 2 | 3 | 3.0 | |
| vs Wake Forest | 11/27/20 | * | 33 | 9-11 | .818 | 4-6 | .667 | 0-0 | .000 | 0 | 3 | 3 | 1.5 | 3 | 2 | 0 | 0 | 0 | 22 | 12.5 | |
| at FGCU | 11/28/20 | * | 33 | 3-8 | .375 | 2-4 | .500 | 4-4 | 1.000 | 0 | 2 | 2 | 1.7 | 3 | 0 | 3 | 0 | 1 | 12 | 12.3 | |
| vs Maryland | 11/29/20 | * | 27 | 1-6 | .167 | 1-4 | .250 | 1-2 | .500 | 0 | 4 | 4 | 2.3 | 1 | 3 | 0 | 0 | 1 | 4 | 10.3 | |
| LA-MONROE | 12/03/20 | * | 24 | 3-5 | .600 | 3-5 | .600 | 2-2 | 1.000 | 0 | 1 | 1 | 2.0 | 0 | 3 | 0 | 0 | 3 | 11 | 10.4 | |
| BAYLOR | 12/06/20 | * | 32 | 7-14 | .500 | 2-3 | .667 | 7-8 | .875 | 0 | 6 | 6 | 2.7 | 1 | 0 | 1 | 0 | 1 | 23 | 12.5 | |
| at SMU | 12/09/20 | * | 25 | 6-14 | .429 | 6-14 | .429 | 0-0 | .000 | 0 | 2 | 2 | 2.6 | 0 | 2 | 2 | 0 | 0 | 18 | 13.3 | |
| CENTRAL ARK. | 12/13/20 | * | 24 | 5-8 | .625 | 4-6 | .667 | 0-0 | .000 | 0 | 2 | 2 | 2.5 | 0 | 5 | 0 | 0 | 1 | 14 | 13.4 | |
| at Little Rock | 12/19/20 | * | 35 | 3-6 | .500 | 3-6 | .500 | 1-2 | .500 | 1 | 1 | 2 | 2.4 | 1 | 2 | 0 | 0 | 1 | 10 | 13.0 | |
| ARK-PINE BLUFF | 12/21/20 | * | 15 | 1-3 | .333 | 0-2 | .000 | 0-0 | .000 | 0 | 3 | 3 | 2.5 | 0 | 1 | 2 | 0 | 1 | 2 | 11.9 | |
| at Kentucky | 12/31/20 | * | 38 | 4-11 | .364 | 3-8 | .375 | 0-0 | .000 | 1 | 2 | 3 | 2.5 | 2 | 1 | 0 | 1 | 1 | 11 | 11.8 | |
| MISSOURI | 01/03/21 | * | 32 | 4-12 | .333 | 2-6 | .333 | 7-8 | .875 | 0 | 4 | 4 | 2.7 | 1 | 2 | 2 | 0 | 4 | 17 | 12.3 | |
| at Tennessee | 01/07/21 | * | 33 | 5-10 | .500 | 3-4 | .750 | 2-2 | 1.000 | 0 | 3 | 3 | 2.7 | 2 | 1 | 1 | 0 | 1 | 15 | 12.5 | |
| FLORIDA | 01/14/21 | * | 34 | 3-7 | .429 | 3-6 | .500 | 3-4 | .750 | 0 | 3 | 3 | 2.7 | 2 | 0 | 1 | 0 | 2 | 12 | 12.4 | |
| at South Carolina | 01/18/21 | * | 33 | 4-7 | .571 | 0-0 | .000 | 2-2 | 1.000 | 0 | 3 | 3 | 2.7 | 2 | 0 | 1 | 3 | 0 | 10 | 12.3 | |
| at Georgia | 01/25/21 | * | 25 | 0-4 | .000 | 0-3 | .000 | 2-2 | 1.000 | 0 | 2 | 2 | 2.7 | 1 | 3 | 1 | 0 | 3 | 2 | 11.6 | |
| UCONN | 01/28/21 | * | 39 | 8-16 | .500 | 5-10 | .500 | 1-2 | .500 | 0 | 2 | 2 | 2.6 | 2 | 1 | 0 | 0 | 0 | 22 | 12.2 | |
| AUBURN | 01/31/21 | * | 37 | 7-17 | .412 | 5-15 | .333 | 0-0 | .000 | 2 | 2 | 4 | 2.7 | 3 | 3 | 0 | 1 | 0 | 19 | 12.6 | |
| at Missouri | 02/04/21 | * | 35 | 6-11 | .545 | 5-7 | .714 | 0-0 | .000 | 0 | 2 | 2 | 2.7 | 2 | 4 | 0 | 0 | 1 | 17 | 12.8 | |
| at Texas A&M | 02/07/21 | * | 38 | 7-15 | .467 | 5-10 | .500 | 2-2 | 1.000 | 0 | 1 | 1 | 2.6 | 3 | 0 | 1 | 0 | 1 | 21 | 13.3 | |
| MISSISSIPPI ST. | 02/11/21 | * | 40 | 5-7 | .714 | 2-2 | 1.000 | 0-0 | .000 | 0 | 3 | 3 | 2.6 | 0 | 0 | 2 | 0 | 1 | 12 | 13.2 | |
| OLE MISS | 02/19/21 | * | 40 | 7-12 | .583 | 1-2 | .500 | 4-6 | .667 | 0 | 4 | 4 | 2.7 | 1 | 0 | 4 | 0 | 3 | 19 | 13.5 | |
| at LSU | 02/21/21 | * | 34 | 0-8 | .000 | 0-6 | .000 | 0-0 | .000 | 1 | 5 | 6 | 2.8 | 1 | 1 | 3 | 0 | 1 | 0 | 12.9 | |
| at Auburn | 02/25/21 | * | 34 | 5-13 | .385 | 5-10 | .500 | 0-0 | .000 | 0 | 3 | 3 | 2.8 | 3 | 0 | 1 | 0 | 1 | 15 | 13.0 | |
| ALABAMA | 02/28/21 | * | 36 | 12-19 | .632 | 8-14 | .571 | 3-4 | .750 | 0 | 3 | 3 | 2.8 | 0 | 2 | 1 | 0 | 0 | 35 | 13.8 | |
| vs Ole Miss | 03/04/21 | * | 36 | 4-18 | .222 | 2-9 | .222 | 0-0 | .000 | 1 | 3 | 4 | 2.9 | 0 | 2 | 0 | 0 | 0 | 10 | 13.7 | |
| vs Wright St. | 03/22/21 | * | 33 | 3-14 | .214 | 2-9 | .222 | 1-2 | .500 | 0 | 3 | 3 | 2.9 | 2 | 2 | 4 | 0 | 0 | 9 | 13.5 | |
| Totals | | | 27 | 867 | 123-286 | .430 | 77-177 | .435 | 42-52 | .808 | 6 | 72 | 78 | 2.9 | 38 | 41 | 33 | 5 | 30 | 365 | 13.5 |

Games played: 27
Minutes/game: 32.1
Points/game: 13.5
FG Pct: 43.0
3FG Pct: 43.5

Rebounds/game: 2.9
Assists/game: 1.5
Turnovers/game: 1.2
Assist/turnover ratio: 1.2
Steals/game: 1.1

CAREER STATISTICS

| Year | GP-GS | Min | Avg | FG | Total FGA | Pct | FG | 3-Point FGA | Pct | FT | F-Throw FTA | Pct | Off | Rebounds Def | Tot | Avg | PF | FO | Ast | TO | Blk | Stl | Pts | Avg | |
|------------|-------|-----------|------|-----|-----------|------|----|-------------|------|----|-------------|------|-----|--------------|-----|-----|-----|----|-----|-----|-----|-----|-----|------|------|
| 2016-17 | 23-5 | 559 | 24.3 | 67 | 196 | .342 | 39 | 106 | .368 | 17 | 20 | .850 | 1 | 45 | 46 | 2.0 | 35 | 0 | 32 | 27 | 11 | 15 | 190 | 8.3 | |
| 2017-18 | 36-23 | 896 | 24.9 | 131 | 311 | .421 | 65 | 166 | .392 | 48 | 56 | .857 | 5 | 63 | 68 | 1.9 | 21 | | 103 | 57 | 4 | 30 | 375 | 10.4 | |
| TCU Stats* | | | | | | | | | | | | | | | | | | | | | | | | | |
| Season | gp-gs | min/avg | | | fg-fga | pct | | fg-fga | pct | | ft-fa | pct | | off | def | tot | avg | pf | fo | ast | to | blk | stl | pts | avg |
| 2019-20 | 32-32 | 1045/32.7 | | | 164-371 | .442 | | 106-237 | .447 | | 36-39 | .923 | | 8 | 93 | 101 | 3.2 | 27 | 0 | 60 | 31 | 10 | 36 | 470 | 14.7 |
| 2020-21 | 27-27 | 867/32.1 | | | 123-286 | .430 | | 77-177 | .435 | | 42-52 | .808 | | 6 | 72 | 78 | 2.9 | 38 | 0 | 41 | 33 | 5 | 30 | 365 | 13.5 |
| TOTAL | 59-59 | 1912/32.4 | | | 287-657 | .437 | | 183-414 | .442 | | 78-91 | .857 | | 14 | 165 | 179 | 3.0 | 65 | 0 | 101 | 64 | 15 | 66 | 835 | 14.2 |


24 Jersey Wolfenbarger | Fr. | 6-5 | G | Fort Smith, Ark. (Northside HS)

SEASON HIGHS

| | |
|-----------|-----|
| Points | N/A |
| FG Made | N/A |
| FG Att. | N/A |
| 3FG Made | N/A |
| 3FG Att. | N/A |
| FT Made | N/A |
| FT Att. | N/A |
| Off. Reb. | N/A |
| Def. Reb. | N/A |
| Rebounds | N/A |
| Assists | N/A |
| Blocks | N/A |
| Steals | N/A |
| Minutes | N/A |

NOTES

- FIBA U19 Gold Medalist
- No. 7 overall recruit, and No. 1 wing player, in the ESPN HoopGurlz 2021 recruiting rankings at the time of her signing
- Consensus five-star player out of Northside High School
- Arkansas' first McDonald's All-American signee since 2016
- One of five finalists for the Jersey Mike's Naismith High School Player of the Year Award
- Arkansas' Gatorade Player of the year in 2020 and 2021
- Won two state titles during her four year high school career
- Hit a buzzer beater to win the 2019 6A State Championship sophomore season


CAREER HIGHS

(Same as Season Highs)

SEASON | CAREER SUPERLATIVES

| Stat | '21-22 | Career |
|--------------------|--------|--------|
| Double Figure Pts | - | - |
| Double Figure Rebs | - | - |
| Double-Doubles | - | - |
| 5 + Assists | - | - |
| 5 + Blocks | - | - |
| 5 + Steals | - | - |
| Led Team in Pts | - | - |
| Led Team in Reb | - | - |
| 20 + Points | - | - |

CAREER STATISTICS



25 Destinee Oberg | Jr. | 6-3 | C | Burnsville, Minn. (Academy of Holy Angels)

SEASON HIGHS

| | | | |
|-----------|-----|----------|-----------|
| Points | 3 | Maryland | 11-29-20 |
| FG Made | 1 | UAPB | 12-21-20* |
| FG Att. | 3 | ULM | 12-3-20 |
| 3FG Made | N/A | | |
| 3FG Att. | N/A | | |
| FT Made | 1 | Maryland | 11-29-20 |
| FT Att. | 2 | @ SMU | 12-9-20* |
| Off. Reb. | 3 | ULM | 12-3-20 |
| Def. Reb. | 3 | UAPB | 12-21-20* |
| Rebounds | 6 | ULM | 12-3-20 |
| Assists | 2 | UAPB | 12-21-20* |
| Blocks | 1 | ULM | 12-3-20 |
| Steals | 1 | Maryland | 11-29-20 |
| Minutes | 12 | UAPB | 12-21-20 |

CAREER HIGHS

| | | | |
|-----------|-----|--------------|-----------|
| Points | 4 | @ Ole Miss | 2-16-20* |
| FG Made | 2 | @ Vanderbilt | 1-19-20 |
| FG Att. | 3 | ULM | 12-3-20* |
| 3FG Made | N/A | | |
| 3FG Att. | N/A | | |
| FT Made | 2 | @ Ole Miss | 2-16-20 |
| FT Att. | 2 | Maryland | 11-29-20* |
| Off. Reb. | 3 | ULM | 12-3-20 |
| Def. Reb. | 3 | UAPB | 12-21-20* |
| Rebounds | 6 | ULM | 12-3-20 |
| Assists | 2 | UAPB | 12-21-20* |
| Blocks | 1 | ULM | 12-3-20* |
| Steals | 1 | Maryland | 11-29-20 |
| Minutes | 12 | UAPB | 12-21-20* |

Most Recent*

SEASON | CAREER SUPERLATIVES

| Stat | '19-20 | '20-21 | '21-22 | Career |
|--------------------|--------|--------|--------|--------|
| Double Figure Pts | - | - | - | - |
| Double Figure Rebs | - | - | - | - |
| Double-Doubles | - | - | - | - |
| 5 + Assists | - | - | - | - |
| 5 + Blocks | - | - | - | - |
| 5 + Steals | - | - | - | - |
| Led Team in Pts | - | - | - | - |
| Led Team in Reb | - | - | - | - |
| 20 + Points | - | - | - | - |

NOTES

- Matched her career-high against Ole Miss, going for four points.
- Scored her first four collegiate points against Vanderbilt.
- Made her collegiate debut against UT Martin, recording a block in her four minutes played.
- Despite missing her junior season with injury, Prospects Nation rated Oberg as a 4.5-star prospect, the No. 6 post player and No. 38 overall recruit in the nation for the 2019 class.
- As a sophomore, Oberg and the Academy of Holy Angels played to a third-place finish at the state tournament.
- She averaged 16.6 points, 9.9 rebounds, 2.5 assists and 2.1 steals per game that season.

| Opponent | Date | gs | min | Total | | 3-Pointers | | Free throws | | Rebounds | | | | | | | | | | | pts | avg |
|-------------------|----------|----|-----|--------|------|------------|------|-------------|------|----------|-----|-----|-----|----|---|-----|-----|-----|-----|-----|-----|-----|
| | | | | fg-fga | pct | 3fg-fga | pct | ft-fga | pct | off | def | tot | avg | pf | a | t/o | blk | stl | | | | |
| ORAL ROBERTS | 11/25/20 | 7 | 1-1 | 1.000 | 0-0 | .000 | 0-0 | .000 | 2 | 0 | 2 | 2.0 | 0 | 0 | 3 | 0 | 0 | 2 | 2.0 | | | |
| vs Maryland | 11/29/20 | 4 | 1-1 | 1.000 | 0-0 | .000 | 1-2 | .500 | 0 | 1 | 1 | 1.5 | 0 | 1 | 0 | 0 | 1 | 3 | 2.5 | | | |
| LA-MONROE | 12/03/20 | 10 | 0-3 | .000 | 0-0 | .000 | 0-0 | .000 | 3 | 3 | 6 | 3.0 | 0 | 2 | 0 | 1 | 0 | 0 | 1.7 | | | |
| at SMU | 12/09/20 | 7 | 0-1 | .000 | 0-0 | .000 | 0-2 | .000 | 0 | 0 | 0 | 2.3 | 2 | 2 | 2 | 0 | 0 | 0 | 1.3 | | | |
| CENTRAL ARK. | 12/13/20 | 8 | 1-2 | .500 | 0-0 | .000 | 0-0 | .000 | 0 | 0 | 0 | 1.8 | 1 | 1 | 2 | 0 | 0 | 2 | 1.4 | | | |
| ARK-PINE BLUFF | 12/21/20 | 12 | 1-1 | 1.000 | 0-0 | .000 | 0-0 | .000 | 0 | 3 | 3 | 2.0 | 1 | 2 | 1 | 0 | 0 | 2 | 1.5 | | | |
| at Tennessee | 01/07/21 | 7 | 0-0 | .000 | 0-0 | .000 | 0-0 | .000 | 0 | 1 | 1 | 1.9 | 1 | 0 | 1 | 0 | 0 | 0 | 1.3 | | | |
| TEXAS A&M | 01/10/21 | 1 | 0-0 | .000 | 0-0 | .000 | 0-0 | .000 | 0 | 0 | 0 | 1.6 | 0 | 0 | 0 | 0 | 0 | 0 | 1.1 | | | |
| FLORIDA | 01/14/21 | 11 | 0-0 | .000 | 0-0 | .000 | 0-0 | .000 | 0 | 2 | 2 | 1.7 | 2 | 0 | 2 | 0 | 0 | 0 | 1.0 | | | |
| at South Carolina | 01/18/21 | 2 | 0-0 | .000 | 0-0 | .000 | 0-0 | .000 | 0 | 0 | 0 | 1.5 | 1 | 0 | 0 | 0 | 0 | 0 | 0.9 | | | |
| at Texas A&M | 02/07/21 | 1 | 0-0 | .000 | 0-0 | .000 | 0-0 | .000 | 0 | 0 | 0 | 1.4 | 0 | 0 | 0 | 0 | 0 | 0 | 0.8 | | | |
| ALABAMA | 02/28/21 | 1 | 0-0 | .000 | 0-0 | .000 | 0-0 | .000 | 0 | 0 | 0 | 1.3 | 0 | 0 | 0 | 0 | 0 | 0 | 0.8 | | | |
| Totals | | 0 | 71 | 4.9 | .444 | 0-0 | .000 | 1-4 | .250 | 5 | 10 | 15 | 1.3 | 8 | 8 | 11 | 1 | 1 | 9 | 0.8 | | |

Games played: 12
Minutes/game: 5.9
Points/game: 0.8
FG Pct: 44.4
FT Pct: 25.0

Rebounds/game: 1.3
Assists/game: 0.7
Turnovers/game: 0.9
Assist/turnover ratio: 0.7
Steals/game: 0.1
Blocks/game: 0.1

CAREER STATISTICS

| Season | gp-gs | min/avg | fg-fga | pct | fg-fga | pct | ft-fga | pct | off | def | tot | avg | pf | fo | ast | to | blk | stl | pts | avg |
|---------|-------|---------|--------|------|--------|------|--------|-------|-----|-----|-----|-----|----|----|-----|----|-----|-----|-----|-----|
| 2019-20 | 8-0 | 28/3.5 | 3-6 | .500 | 0-0 | .000 | 2-2 | 1.000 | 1 | 4 | 5 | 0.6 | 3 | 0 | 0 | 3 | 1 | 0 | 8 | 1.0 |
| 2020-21 | 12-0 | 71/5.9 | 4-9 | .444 | 0-0 | .000 | 1-4 | .250 | 5 | 10 | 15 | 1.3 | 8 | 0 | 8 | 11 | 1 | 1 | 9 | 0.8 |
| TOTAL | 20-0 | 99/5.0 | 7-15 | .467 | 0-0 | .000 | 3-6 | .500 | 6 | 14 | 20 | 1.0 | 11 | 0 | 8 | 14 | 2 | 1 | 17 | 0.9 |


30 Maryam Dauda | Fr. | 6-4 | F | Bentonville, Ark. (Bentonville HS)

SEASON HIGHS

| | |
|-----------|-----|
| Points | N/A |
| FG Made | N/A |
| FG Att. | N/A |
| 3FG Made | N/A |
| 3FG Att. | N/A |
| FT Made | N/A |
| FT Att. | N/A |
| Off. Reb. | N/A |
| Def. Reb. | N/A |
| Rebounds | N/A |
| Assists | N/A |
| Blocks | N/A |
| Steals | N/A |
| Minutes | N/A |

NOTES

- The 13th ranked player and top ranked post player in the ESPN HoopGurlz 2021 recruiting rankings at the time of her signing
- Consensus five star recruit out of Bentonville High School
- McDonald's All-American in 2021
- Naismith High School Player of the Year Semifinalist following her senior season
- Four-time All-Conference selection and three-time All-State selection
- Leading scorer, rebounder, and shot blocker in the history of Bentonville High School

CAREER HIGHS

(Same as Season Highs)

SEASON | CAREER SUPERLATIVES

| Stat | '21-22 | Career |
|--------------------|--------|--------|
| Double Figure Pts | - | - |
| Double Figure Rebs | - | - |
| Double-Doubles | - | - |
| 5 + Assists | - | - |
| 5 + Blocks | - | - |
| 5 + Steals | - | - |
| Led Team in Pts | - | - |
| Led Team in Reb | - | - |
| 20 + Points | - | - |

CAREER STATISTICS



43 Makayla Daniels | Jr. | 5-8 | G | Frederick, Md. (Frederick HS)

SEASON HIGHS

| | | | |
|-----------|----|--------------|-----------|
| Points | 21 | Maryland | 11-29-20 |
| FG Made | 7 | Maryland | 11-29-20 |
| FG Att. | 15 | Maryland | 11-29-20 |
| 3FG Made | 3 | Alabama | 2-28-21* |
| 3FG Att. | 9 | @ Tennessee | 1-7-21 |
| FT Made | 6 | ULM | 12-3-20* |
| FT Att. | 7 | FGCU | 11-28-20* |
| Off. Reb. | 3 | Oral Roberts | 11-25-20 |
| Def. Reb. | 9 | Alabama | 2-28-21 |
| Rebounds | 9 | Alabama | 2-28-21 |
| Assists | 7 | @ SMU | 12-9-20 |
| Blocks | 1 | @ Mizzou | 2-4-21* |
| Steals | 4 | No. 8 TAMU | 1-10-21 |
| Minutes | 39 | No. 8 TAMU | 1-10-21 |

CAREER HIGHS

| | | | |
|-----------|----|--------------|----------|
| Points | 27 | Oral Roberts | 11-14-19 |
| FG Made | 8 | Florida | 1-26-20* |
| FG Att. | 15 | Maryland | 11-29-20 |
| 3FG Made | 6 | Oral Roberts | 11-14-19 |
| 3FG Att. | 9 | @ Tennessee | 1-7-21 |
| FT Made | 8 | Belmont | 11-20-19 |
| FT Att. | 10 | Belmont | 11-20-19 |
| Off. Reb. | 3 | Oral Roberts | 11-25-20 |
| Def. Reb. | 9 | Alabama | 2-28-21 |
| Rebounds | 9 | Alabama | 2-28-21 |
| Assists | 7 | @ SMU | 12-9-20 |
| Blocks | 1 | @ Mizzou | 2-4-21* |
| Steals | 5 | Kansas State | 12-7-19 |
| Minutes | 39 | No. 8 TAMU | 1-10-21 |

*Most Recent

SEASON | CAREER SUPERLATIVES

| Stat | '19-20 | '20-21 | '21-22 | Career |
|--------------------|--------|--------|--------|--------|
| Double Figure Pts | 10 | 18 | - | 28 |
| Double Figure Rebs | - | - | - | - |
| Double-Doubles | - | - | - | - |
| 5 + Assists | 3 | 2 | - | 5 |
| 5 + Blocks | - | - | - | - |
| 5 + Steals | 1 | - | - | 1 |
| Led Team in Pts | 3 | 1 | - | 4 |
| Led Team in Reb | - | 1 | - | 1 |
| 20 + Points | 2 | 1 | - | 3 |

NOTES

- Reached double figures in her NCAA Tournament debut, going for 11 points
- Nearly double-doubled against Alabama, going for 15 points and nine rebounds
- Scored 21 against No. 12 Maryland, her first 20+ point game of the season
- Dished a career-best six assists against UT Martin in 2019-20
- Had a career-high five steals against Kansas State in 2019-20
- Dropped 21 against Belmont in 2019-20
- Named SEC Freshman of the Week after standout performances against ORU and SB (11/19)
- Was sensational against ORU, going for a career-high 27 points

| Opponent | Date | gs | min | Total | | 3-Pointers | | Free throws | | Rebounds | | | pf | a | t/o | blk | stl | pts | avg | |
|-------------------|----------|----|-----|--------|---------|------------|--------|-------------|-------|----------|-----|-----|-----|-----|-----|-----|-----|-----|------|------|
| | | | | fg-fga | pct | 3fg-fga | pct | ft-fa | pct | off | def | tot | | | | | | | | avg |
| ORAL ROBERTS | 11/25/20 | * | 24 | 3-14 | .214 | 2-6 | .333 | 6-6 | 1.000 | 3 | 3 | 6 | 6.0 | 3 | 1 | 0 | 0 | 3 | 14.0 | |
| vs Wake Forest | 11/27/20 | * | 27 | 5-17 | .294 | 2-5 | .400 | 6-7 | .857 | 1 | 2 | 3 | 4.5 | 5 | 5 | 3 | 0 | 1 | 18.0 | |
| at FGCU | 11/28/20 | * | 32 | 5-9 | .556 | 0-1 | .000 | 5-7 | .714 | 0 | 7 | 7 | 5.3 | 3 | 2 | 1 | 0 | 2 | 15.7 | |
| vs Maryland | 11/29/20 | * | 26 | 7-15 | .467 | 2-6 | .333 | 5-6 | .833 | 1 | 3 | 4 | 5.0 | 4 | 3 | 3 | 0 | 1 | 21.0 | |
| LA-MONROE | 12/03/20 | * | 23 | 2-4 | .500 | 1-3 | .333 | 6-6 | 1.000 | 0 | 2 | 2 | 4.4 | 2 | 4 | 2 | 0 | 0 | 11.0 | |
| BAYLOR | 12/06/20 | * | 35 | 4-14 | .286 | 3-8 | .375 | 5-5 | 1.000 | 1 | 2 | 3 | 4.2 | 2 | 1 | 3 | 0 | 1 | 16.0 | |
| at SMU | 12/09/20 | * | 25 | 4-8 | .500 | 2-4 | .500 | 3-3 | 1.000 | 0 | 3 | 3 | 4.0 | 1 | 7 | 1 | 0 | 2 | 13.0 | |
| CENTRAL ARK. | 12/13/20 | * | 22 | 3-9 | .333 | 0-3 | .000 | 1-2 | .500 | 0 | 3 | 3 | 3.9 | 2 | 3 | 1 | 1 | 2 | 7.0 | |
| at Little Rock | 12/19/20 | * | 33 | 4-7 | .571 | 2-3 | .667 | 1-2 | .500 | 0 | 3 | 3 | 3.8 | 0 | 2 | 4 | 0 | 2 | 11.0 | |
| ARK-PINE BLUFF | 12/21/20 | * | 25 | 4-10 | .400 | 2-5 | .400 | 3-4 | .750 | 1 | 2 | 3 | 3.7 | 3 | 2 | 1 | 0 | 1 | 13.0 | |
| at Kentucky | 12/31/20 | * | 27 | 3-12 | .250 | 1-5 | .200 | 2-3 | .667 | 0 | 1 | 1 | 3.5 | 2 | 0 | 2 | 0 | 2 | 9.0 | |
| MISSOURI | 01/03/21 | * | 34 | 6-14 | .429 | 2-8 | .250 | 2-2 | 1.000 | 0 | 5 | 5 | 3.6 | 2 | 2 | 0 | 0 | 3 | 16.0 | |
| at Tennessee | 01/07/21 | * | 26 | 3-11 | .273 | 2-9 | .222 | 1-2 | .500 | 0 | 2 | 2 | 3.5 | 1 | 3 | 1 | 0 | 1 | 9.0 | |
| TEXAS A&M | 01/10/21 | * | 39 | 5-13 | .385 | 3-8 | .375 | 3-4 | .750 | 0 | 1 | 1 | 3.3 | 3 | 3 | 2 | 0 | 4 | 16.0 | |
| FLORIDA | 01/14/21 | * | 32 | 5-5 | 1.000 | 0-0 | .000 | 1-2 | .500 | 1 | 3 | 4 | 3.3 | 3 | 2 | 0 | 0 | 2 | 11.0 | |
| at South Carolina | 01/18/21 | * | 26 | 4-10 | .400 | 2-4 | .500 | 0-0 | .000 | 0 | 1 | 1 | 3.2 | 2 | 1 | 2 | 0 | 2 | 10.0 | |
| at Georgia | 01/25/21 | * | 32 | 4-8 | .500 | 1-2 | .500 | 4-5 | .800 | 1 | 2 | 3 | 3.2 | 1 | 1 | 1 | 0 | 2 | 13.0 | |
| UCONN | 01/28/21 | * | 32 | 4-9 | .444 | 3-4 | .750 | 0-1 | .000 | 0 | 1 | 1 | 3.1 | 3 | 3 | 0 | 1 | 1 | 11.0 | |
| AUBURN | 01/31/21 | * | 23 | 1-5 | .200 | 1-3 | .333 | 4-4 | 1.000 | 0 | 1 | 1 | 2.9 | 4 | 0 | 3 | 0 | 2 | 7.0 | |
| at Missouri | 02/04/21 | * | 17 | 1-4 | .250 | 1-3 | .333 | 1-2 | .500 | 0 | 0 | 0 | 2.8 | 4 | 4 | 1 | 1 | 0 | 4.0 | |
| at Texas A&M | 02/07/21 | * | 29 | 5-12 | .417 | 3-6 | .500 | 0-0 | .000 | 0 | 2 | 2 | 2.8 | 2 | 3 | 1 | 0 | 1 | 13.0 | |
| MISSISSIPPI ST. | 02/11/21 | * | 30 | 2-8 | .250 | 0-1 | .000 | 5-6 | .833 | 0 | 2 | 2 | 2.7 | 2 | 1 | 2 | 0 | 3 | 9.0 | |
| OLE MISS | 02/19/21 | * | 24 | 3-4 | .750 | 1-2 | .500 | 0-0 | .000 | 0 | 1 | 1 | 2.7 | 4 | 2 | 2 | 0 | 0 | 7.0 | |
| at LSU | 02/21/21 | * | 36 | 1-4 | .250 | 1-3 | .333 | 3-4 | .750 | 0 | 5 | 5 | 2.8 | 3 | 2 | 3 | 0 | 1 | 6.0 | |
| at Auburn | 02/25/21 | * | 22 | 4-6 | .667 | 2-3 | .667 | 1-1 | 1.000 | 0 | 2 | 2 | 2.7 | 4 | 2 | 1 | 1 | 0 | 11.0 | |
| ALABAMA | 02/28/21 | * | 32 | 4-10 | .400 | 3-8 | .375 | 4-5 | .800 | 0 | 9 | 9 | 3.0 | 1 | 1 | 0 | 0 | 2 | 15.0 | |
| vs Ole Miss | 03/04/21 | * | 34 | 2-9 | .222 | 0-4 | .000 | 3-4 | .750 | 0 | 5 | 5 | 3.0 | 4 | 1 | 1 | 0 | 0 | 7.0 | |
| vs Wright St. | 03/22/21 | * | 35 | 3-5 | .600 | 2-3 | .667 | 3-4 | .750 | 0 | 1 | 1 | 3.0 | 5 | 0 | 2 | 0 | 0 | 11.0 | |
| Totals | | | 28 | 802 | 101-256 | .395 | 44-120 | .367 | 78-97 | .804 | 9 | 74 | 83 | 3.0 | 75 | 61 | 43 | 4 | 324 | 11.6 |

Games played: 28
Minutes/game: 28.6
Points/game: 11.6
FG Pct: 39.5
3FG Pct: 36.7
FT Pct: 80.4

Rebounds/game: 3.0
Assists/game: 2.2
Turnovers/game: 1.5
Assist/turnover ratio: 1.4
Steals/game: 1.5
Blocks/game: 0.1

CAREER STATISTICS

| Season | gp-gs | min/avg | fg-fga | pct | fg-fga | pct | ft-fa | pct | off | def | tot | avg | pf | fo | ast | to | blk | stl | pts | avg |
|---------|-------|-----------|---------|------|--------|------|---------|------|-----|-----|-----|-----|-----|----|-----|----|-----|-----|-----|------|
| 2019-20 | 32-32 | 716/22.4 | 107-216 | .495 | 25-56 | .446 | 60-77 | .779 | 7 | 48 | 55 | 1.7 | 67 | 1 | 77 | 44 | 2 | 45 | 299 | 9.3 |
| 2020-21 | 28-28 | 802/28.6 | 101-256 | .395 | 44-120 | .367 | 78-97 | .804 | 9 | 74 | 83 | 3.0 | 75 | 2 | 61 | 43 | 4 | 41 | 324 | 11.6 |
| TOTAL | 60-60 | 1518/25.3 | 208-472 | .441 | 69-176 | .392 | 138-174 | .793 | 16 | 122 | 138 | 2.3 | 142 | 3 | 138 | 87 | 6 | 86 | 623 | 10.4 |


55 Emrie Ellis | Fr. | 6-3 | F | Vanoss, Okla. | Vanoss HS

SEASON HIGHS

| | |
|-----------|-----|
| Points | N/A |
| FG Made | N/A |
| FG Att. | N/A |
| 3FG Made | N/A |
| 3FG Att. | N/A |
| FT Made | N/A |
| FT Att. | N/A |
| Off. Reb. | N/A |
| Def. Reb. | N/A |
| Rebounds | N/A |
| Assists | N/A |
| Blocks | N/A |
| Steals | N/A |
| Minutes | N/A |

NOTES

- No. 48 overall recruit in ASGR's 2021 recruiting rankings
- Named Ada News All-Area Co-Player of the Year in 2021 after leading Vanoss High School to the Class A State Final
- VYPE Top 100 in all four of her high school seasons
- Four-time Pontotoc County All-Conference
- Led the state of Oklahoma in rebounds & blocks in 2018

CAREER HIGHS

(Same as Season Highs)

SEASON | CAREER SUPERLATIVES

| Stat | '21-22 | Career |
|--------------------|--------|--------|
| Double Figure Pts | - | - |
| Double Figure Rebs | - | - |
| Double-Doubles | - | - |
| 5 + Assists | - | - |
| 5 + Blocks | - | - |
| 5 + Steals | - | - |
| Led Team in Pts | - | - |
| Led Team in Reb | - | - |
| 20 + Points | - | - |



Marquesha Davis
Jr | 6-0 | G
McGehee, Ark.




Samara Spencer
Fr | 5-9 | G
Fort Lauderdale, Fla.



Elauna Eaton
Rfr | 6-0 | G
Helena, Ark.



Erynn Barnum
RJr | 6-2 | F
Little Rock, Ark.



Rylee Langerman
So | 5-9 | G
Norman, Okla.



Sasha Goforth
So | 6-1 | G
Fayetteville, Ark.



Ashlyn Sage
Fr | 6-2 | G
Weatherford, Okla.



Avery Hughes
So | 5-7 | G
Bentonville, Ark.



Amber Ramirez
RSr | 5-9 | G
San Antonio, Texas




Jersey Wolfenbarger
Fr | 6-5 | G
Fort Smith, Ark.



Destinee Oberg
Jr | 6-3 | C
Burnsville, Minn.



Maryam Dauda
Fr | 6-4 | F
Bentonville, Ark.



Makayla Daniels
Jr | 5-9 | G
Frederick, Md.



Emrie Ellis
Fr | 6-3 | F
Vanoss, Okla.



Mike Neighbors
Head Coach
Fifth Season



Todd Schaefer
Associate Head Coach
Fifth Season



Pauline Love
Assistant Coach
Fifth Season



Lacey Goldwire
Assistant Coach
Third Season



Amber Shirey
Director of Operations



C'eira Ricketts
Director of SA Development



Jeff Brazil
Special Assistant to the HC &
Director of Video



Simone Rush
Athletic Trainer

Official Basketball Box Score -- Game Totals -- Final Statistics
Oral Roberts vs Arkansas
11/25/20 11:00 am at Fayetteville, AR

Oral Roberts 49 • 0-1,0-0 Summit L

| # | Player | Total | | | 3-Ptr | | | Rebounds | | | PF | TP | A | TO | Blk | Stl | Min |
|-------------|--------------------|--------|--------|-----------|--------|-----------|--------|-----------|-------|-------------|-------|----------|---|----|-----|-----|-----|
| | | FG-FGA | FG-FGA | FT-FTA | FG-FGA | FG-FGA | FT-FTA | Off | Def | Tot | | | | | | | |
| 32 | Addisyn Moore | f | 0-2 | 0-0 | 0-0 | 2 | 3 | 5 | 5 | 0 | 0 | 0 | 3 | 0 | 0 | 1 | 16 |
| 20 | Regan Schumacher | c | 3-6 | 0-0 | 2-6 | 1 | 1 | 2 | 5 | 8 | 0 | 1 | 0 | 1 | 0 | 1 | 18 |
| 02 | Tierney Coleman | g | 3-8 | 0-3 | 3-4 | 0 | 4 | 4 | 4 | 9 | 0 | 5 | 0 | 1 | 1 | 1 | 20 |
| 14 | Ariel Walker | g | 2-6 | 0-3 | 0-2 | 0 | 6 | 6 | 2 | 4 | 1 | 2 | 0 | 0 | 0 | 0 | 27 |
| 33 | Kenji Jo Lippe | g | 0-1 | 0-1 | 0-0 | 0 | 2 | 2 | 0 | 0 | 0 | 1 | 0 | 0 | 0 | 0 | 2 |
| 00 | Tyajia Coleman | | 0-2 | 0-2 | 2-2 | 0 | 1 | 1 | 4 | 2 | 1 | 5 | 0 | 0 | 0 | 0 | 21 |
| 03 | Corrie Anderson | | 0-0 | 0-0 | 0-0 | 0 | 0 | 0 | 0 | 0 | 0 | 0 | 0 | 0 | 0 | 0 | 2 |
| 04 | Hannah Giddey | | 0-1 | 0-0 | 0-0 | 1 | 5 | 6 | 1 | 0 | 1 | 0 | 1 | 0 | 1 | 0 | 16 |
| 11 | Gem Summers | | 0-4 | 0-0 | 3-4 | 0 | 2 | 2 | 3 | 3 | 0 | 3 | 0 | 0 | 1 | 1 | 16 |
| 12 | Camryn Hill | | 3-6 | 1-2 | 0-0 | 0 | 1 | 1 | 3 | 7 | 1 | 6 | 0 | 0 | 0 | 0 | 21 |
| 22 | Faith Paramore | | 5-13 | 2-7 | 2-2 | 2 | 5 | 7 | 3 | 14 | 0 | 3 | 0 | 1 | 1 | 1 | 32 |
| 24 | Courtlyn Loudemill | | 1-3 | 0-1 | 0-0 | 0 | 1 | 1 | 2 | 2 | 1 | 0 | 0 | 0 | 0 | 0 | 9 |
| Team | | | | | | 1 | 1 | 2 | | | | | | | | | |
| Totals | | | 17-52 | 3-19 | 12-20 | 7 | 32 | 39 | 32 | 49 | 5 | 29 | 1 | 4 | 1 | 4 | 200 |
| 1st - FG %: | | 2-10 | 20.0% | 2nd: 5-15 | 33.3% | 3rd: 4-14 | 28.6% | 4th: 6-13 | 46.2% | Game: 17-52 | 32.7% | Deadball | | | | | |
| 3FG %: | | 0-5 | 0.0% | 2-6 | 33.3% | 0-5 | 0.0% | 1-3 | 33.3% | 3-19 | 15.8% | Rebounds | | | | | |
| FT %: | | 2-2 | 100.0% | 1-2 | 50.0% | 9-12 | 75.0% | 0-4 | 0.0% | 12-20 | 60.0% | | | | | | |

Arkansas 96 • 1-0,0-0 SEC

| # | Player | | Total | | 3-Ptr | | Rebounds | | | PF | TP | A | TO | Blk | Stl | Min |
|--|------------------|---|--------|--------|--------|-------|----------|-----|----|----|----|----|----|-----|-----|-----|
| | | | FG-FGA | FG-FGA | FT-FTA | Off | Def | Tot | | | | | | | | |
| 24 | THOMAS, Taylah | f | 2-4 | 0-0 | 0-0 | 9 | 4 | 13 | 1 | 4 | 3 | 0 | 0 | 2 | 17 | |
| 12 | SLOCUM, Destiny | g | 9-14 | 2-6 | 2-3 | 0 | 0 | 0 | 3 | 22 | 3 | 0 | 0 | 1 | 28 | |
| 23 | RAMIREZ, Amber | g | 1-10 | 1-6 | 0-0 | 0 | 0 | 0 | 2 | 3 | 1 | 3 | 0 | 2 | 22 | |
| 33 | DUNGEE, Chelsea | g | 4-8 | 1-3 | 8-11 | 0 | 3 | 3 | 0 | 17 | 1 | 1 | 1 | 0 | 23 | |
| 43 | DANIELS, Makayla | g | 3-14 | 2-6 | 6-6 | 3 | 3 | 6 | 3 | 14 | 1 | 0 | 0 | 3 | 24 | |
| 01 | DAVIS, Marquesha | | 4-9 | 0-0 | 3-6 | 4 | 7 | 11 | 0 | 11 | 1 | 0 | 0 | 5 | 18 | |
| 04 | BARNUM, Erynn | | 5-10 | 0-2 | 4-12 | 1 | 3 | 4 | 0 | 14 | 1 | 0 | 1 | 2 | 16 | |
| 11 | LANGERMAN, Rylee | | 1-3 | 1-2 | 0-0 | 0 | 4 | 4 | 1 | 3 | 0 | 1 | 0 | 0 | 10 | |
| 14 | MASON, Jaiilyn | | 0-1 | 0-1 | 2-2 | 0 | 1 | 1 | 2 | 2 | 0 | 0 | 0 | 2 | 17 | |
| 20 | McGHEE, Destinee | | 0-2 | 0-1 | 1-2 | 1 | 0 | 1 | 1 | 1 | 0 | 0 | 0 | 0 | 5 | |
| 22 | HUGHES, Avery | | 1-2 | 1-2 | 0-0 | 0 | 0 | 0 | 1 | 3 | 0 | 1 | 0 | 1 | 7 | |
| 25 | OBORG, Destinee | | 1-1 | 0-0 | 0-0 | 2 | 0 | 2 | 0 | 2 | 0 | 3 | 0 | 0 | 7 | |
| 30 | WEAVER, Macy | | 0-1 | 0-0 | 0-0 | 0 | 2 | 2 | 1 | 0 | 0 | 0 | 0 | 0 | 6 | |
| Team | | | | | | 3 | 3 | 6 | | | | | | | | |
| Totals | | | | 31-79 | 8-29 | 26-42 | 23 | 30 | 53 | 15 | 96 | 11 | 9 | 2 | 18 | 200 |
| 1st - FG %: 7-19 36.8% 2nd: 8-16 50.0% 3rd: 10-19 52.6% 4th: 6-25 24.0% Game: 31-79 39.2% Deadball | | | | | | | | | | | | | | | | |
| 3FG %: 0-6 0.0% 4-9 44.4% 3-7 42.9% 1-7 14.3% 8-29 27.6% Rebounds | | | | | | | | | | | | | | | | |
| FT %: 3-5 60.0% 8-14 57.1% 8-13 61.5% 7-10 70.0% 26-42 61.9% | | | | | | | | | | | | | | | | |

Officials: Kelly Johnson, Chaney Muench, Bryan Enterline

Technical fouls: Oral Roberts-None. Arkansas-None.

Attendance: 1428

2020-21 Women's Basketball. Round: 0. Arkansas vs Oral Roberts. Played at Bud

| Score by periods | 1st | 2nd | 3rd | 4th | Total |
|------------------|-----|-----|-----|-----|-------|
| Oral Roberts | 6 | 13 | 17 | 13 | 49 |
| Arkansas | 17 | 28 | 31 | 20 | 96 |

Official Basketball Box Score -- Game Totals -- Final Statistics
Arkansas vs FGCU
11/28/20 3:30 pm at Fort Myers, FL

Arkansas 86 • 3-0,0-0 SEC

| # | Player | | Total | | 3-Ptr | | Rebounds | | | PF | TP | A | TO | Blk | Stl | Min |
|-------------|------------------|---|--------|--------|-----------|-------|-----------|--------|-----------|-------|-------------|-------|----------|-----|-----|-----|
| | | | FG-FGA | FG-FGA | FT-FTA | Off | Def | Tot | | | | | | | | |
| 24 | THOMAS, Taylah | f | 3-6 | 0-0 | 5-5 | 3 | 7 | 10 | 2 | 11 | 2 | 1 | 1 | 0 | 24 | |
| 12 | SLOCUM, Destiny | g | 5-13 | 1-4 | 1-1 | 0 | 6 | 6 | 4 | 12 | 5 | 3 | 0 | 0 | 28 | |
| 23 | RAMIREZ, Amber | g | 3-8 | 2-4 | 4-4 | 0 | 2 | 2 | 3 | 12 | 0 | 3 | 0 | 1 | 33 | |
| 33 | DUNGEE, Chelsea | g | 8-21 | 3-6 | 6-9 | 3 | 3 | 6 | 3 | 25 | 0 | 6 | 0 | 0 | 34 | |
| 43 | DANIELS, Makayla | g | 5-9 | 0-1 | 5-7 | 0 | 7 | 7 | 3 | 15 | 2 | 1 | 0 | 2 | 32 | |
| 01 | DAVIS, Marquesha | | 0-2 | 0-0 | 2-2 | 1 | 1 | 2 | 0 | 2 | 0 | 0 | 0 | 0 | 4 | |
| 04 | BARNUM, Erynn | | 3-4 | 0-0 | 3-6 | 1 | 3 | 4 | 1 | 9 | 0 | 1 | 0 | 1 | 17 | |
| 14 | MASON, Jaiilyn | | 0-3 | 0-2 | 0-0 | 0 | 2 | 2 | 0 | 0 | 0 | 1 | 0 | 0 | 28 | |
| Team | | | | | | 3 | 2 | 5 | | | | | | | | |
| Totals | | | | 27-66 | 6-17 | 26-34 | 11 | 33 | 44 | 16 | 86 | 9 | 16 | 1 | 4 | 200 |
| 1st - FG %: | | | 6-14 | 42.9% | 2nd: 7-15 | 46.7% | 3rd: 7-20 | 35.0% | 4th: 7-17 | 41.2% | Game: 27-66 | 40.9% | Deadball | | | |
| 3FG %: | | | 0-5 | 0.0% | 1-3 | 33.3% | 2-4 | 50.0% | 3-5 | 60.0% | 6-17 | 35.3% | Rebounds | | | |
| FT %: | | | 7-11 | 63.6% | 8-9 | 88.9% | 2-2 | 100.0% | 9-12 | 75.0% | 26-34 | 76.5% | 3 | | | |

FGCU 80 • 1-2,0-0 ASUN

| # | Player | Total | | | 3-Ptr | | | Rebounds | | | PF | TP | A | TO | Blk | Stl | Min |
|-------------|-------------------|--------|--------|-----------|--------|-----------|--------|-----------|-------|-------------|-------|-------|---|-------|----------|-----|-----|
| | | FG-FGA | FG-FGA | FT-FTA | FG-FGA | FG-FGA | FT-FTA | Off | Def | Tot | | | | | | | |
| 03 | Andrea Cecil | f | 1-6 | 1-6 | 0-0 | 0 | 5 | 5 | 5 | 3 | 1 | 3 | 2 | 0 | | 19 | |
| 04 | Tishara Morehouse | g | 14-20 | 3-8 | 4-5 | 0 | 4 | 4 | 3 | 35 | 1 | 5 | 0 | 1 | | 33 | |
| 11 | Maddie Antenucci | g | 2-5 | 1-4 | 1-3 | 0 | 3 | 3 | 2 | 6 | 0 | 1 | 0 | 0 | | 19 | |
| 20 | Tanner Bryant | g | 1-1 | 0-0 | 0-0 | 0 | 4 | 4 | 5 | 2 | 4 | 3 | 0 | 0 | | 26 | |
| 32 | Emma List | g | 5-17 | 1-7 | 0-0 | 1 | 5 | 6 | 4 | 11 | 6 | 2 | 0 | 1 | | 36 | |
| 00 | Tomia Johnson | | 0-0 | 0-0 | 0-0 | 0 | 0 | 0 | 1 | 0 | 0 | 0 | 0 | 0 | | 2 | |
| 02 | Alyssa Blair | | 4-6 | 2-3 | 0-0 | 0 | 4 | 4 | 3 | 10 | 1 | 1 | 1 | 0 | | 24 | |
| 05 | Aaliyah Stanley | | 5-9 | 3-6 | 0-0 | 1 | 2 | 3 | 0 | 13 | 0 | 2 | 0 | 0 | | 18 | |
| 10 | Sheaheon Dowling | | 0-0 | 0-0 | 0-0 | 0 | 0 | 0 | 0 | 0 | 0 | 0 | 0 | 0 | | 0+ | |
| 21 | Kierra Adams | | 0-0 | 0-0 | 0-2 | 1 | 3 | 4 | 1 | 0 | 0 | 0 | 1 | 1 | | 7 | |
| 24 | Seneca Hackley | | 0-2 | 0-1 | 0-0 | 0 | 2 | 2 | 1 | 0 | 1 | 0 | 0 | 0 | | 16 | |
| Team | | | | | | 0 | 1 | 1 | | | | | | | | | |
| Totals | | | 32-66 | 11-35 | 5-10 | 3 | 33 | 36 | 25 | 80 | 14 | 18 | 4 | 3 | | 200 | |
| 1st - FG %: | | 10-21 | 47.6% | 2nd: 8-15 | 53.3% | 3rd: 8-16 | 50.0% | 4th: 6-14 | 42.9% | Game: 32-66 | 48.5% | 11-35 | | 31.4% | Deadball | | |
| 3FG %: | | 5-14 | 35.7% | 3-7 | 42.9% | 3-9 | 33.3% | 0-5 | 0.0% | 11-35 | 31.4% | 5-10 | | 50.0% | Rebounds | | |
| FT %: | | 0-0 | 0.0% | 3-4 | 75.0% | 1-4 | 25.0% | 1-2 | 50.0% | 5-10 | 50.0% | | | | | | |

Officials: David Jenkins, Kylie Galloway, Tiara Cruse

Technical fouls: Arkansas-None. FGCU-None.

Attendance:

2020-21 Women's Basketball. Round: 0. Arkansas vs FGCU. Played at Alico Arena.

| Score by periods | 1st | 2nd | 3rd | 4th | Total |
|------------------|-----|-----|-----|-----|-------|
| Arkansas | 19 | 23 | 18 | 26 | 86 |
| FGCU | 25 | 22 | 20 | 13 | 80 |

Official Basketball Box Score -- Game Totals -- Final Statistics
Wake Forest vs Arkansas
11/27/20 11:30 am at Fort Myers, FL

Wake Forest 82 • 0-1,0-0 ACC

| # | Player | Total | | | 3-Ptr | | Rebounds | | | | | PF | TP | A | TO | Blk | Stl | Min |
|--|--------------------|--------|--------|--------|--------|--------|----------|-----|-----|----|----|----|----|---|-----|-----|-----|-----|
| | | FG-FGA | FG-FGA | FT-FTA | FG-FGA | FG-FGA | Off | Def | Tot | | | | | | | | | |
| 11 | Ivana Raca | f | 4-12 | 0-3 | 1-4 | 3 | 8 | 11 | 1 | 9 | 1 | 3 | 0 | 1 | 29 | | | |
| 23 | Christina Morra | f | 4-7 | 0-0 | 6-7 | 4 | 5 | 9 | 4 | 14 | 2 | 5 | 3 | 0 | 29 | | | |
| 05 | Gina Conti | g | 8-12 | 3-5 | 4-4 | 0 | 3 | 3 | 0 | 23 | 5 | 2 | 0 | 1 | 32 | | | |
| 24 | Jewel Spear | g | 2-7 | 2-7 | 0-0 | 0 | 0 | 0 | 3 | 6 | 0 | 2 | 0 | 0 | 19 | | | |
| 32 | Alexandria Scruggs | g | 5-14 | 2-4 | 1-2 | 4 | 3 | 7 | 1 | 13 | 1 | 2 | 0 | 2 | 32 | | | |
| 01 | Anaia Hoard | | 1-4 | 0-3 | 0-0 | 0 | 0 | 0 | 2 | 2 | 0 | 0 | 0 | 0 | 8 | | | |
| 02 | Kaia Harrison | | 2-7 | 0-1 | 2-3 | 0 | 0 | 0 | 1 | 6 | 0 | 2 | 0 | 0 | 11 | | | |
| 03 | Mckenzie Maier | | 0-0 | 0-0 | 0-0 | 0 | 0 | 0 | 0 | 0 | 0 | 0 | 0 | 0 | 3 | | | |
| 04 | Aiah McWhorter | | 0-0 | 0-0 | 0-0 | 0 | 0 | 0 | 0 | 0 | 0 | 0 | 0 | 0 | 1 | | | |
| 15 | Nevaeh Brown | | 2-7 | 0-2 | 4-4 | 0 | 0 | 0 | 4 | 8 | 1 | 0 | 0 | 0 | 15 | | | |
| 20 | Olivia Summell | | 0-1 | 0-0 | 1-2 | 4 | 6 | 10 | 2 | 1 | 2 | 2 | 0 | 1 | 20 | | | |
| 25 | Demeara Hinds | | 0-0 | 0-0 | 0-0 | 0 | 0 | 0 | 0 | 0 | 0 | 0 | 0 | 0 | 1 | | | |
| | Team | | | | 19-26 | 4 | 0 | 4 | | | | | 1 | | | | | |
| | Totals | | 28-71 | 7-25 | 19-26 | 19 | 25 | 44 | 18 | 82 | 12 | 19 | 3 | 5 | 200 | | | |
| 1st - FG %: 8-19 42.1% 2nd: 6-14 42.9% 3rd: 1-18 38.9% 4th: 20-30 66.7% Game: 28-71 39.4% Deadball Rebounds 44.4% 50.0% 50.0% 10-14 71.4% 19-26 73.1% | | | | | | | | | | | | | | | | | | |



Official Basketball Box Score -- Game Totals -- Final Statistics
La.-Monroe vs Arkansas
12/03/20 5:30 pm at Fayetteville, AR



La.-Monroe 50 • 0-1,0-0 Sun Belt

| # | Player | Total | | 3-Ptr | | Rebounds | | | PF | TP | A TO Blk Stl | | | | Min |
|-------------|-------------------|--------|--------|-----------|-------------|-----------|-------|--------------|-------|-------------|--------------|----------|---|---|-----|
| | | FG-FGA | FG-FGA | FT-FTA | Off Def Tot | PF | TP | A TO Blk Stl | | | | | | | |
| ## | Kierra Crockett | f | 1-3 | 0-0 | 0-2 | 2 | 9 | 11 | 4 | 2 | 0 | 0 | 0 | 2 | 27 |
| 11 | Whitney Goins | f | 4-10 | 3-6 | 0-0 | 2 | 0 | 2 | 2 | 11 | 1 | 2 | 0 | 0 | 21 |
| 24 | Diamond Brooks | c | 0-0 | 0-0 | 4-4 | 1 | 2 | 3 | 0 | 4 | 0 | 0 | 0 | 0 | 15 |
| 02 | Gara Beth Self | | 2-7 | 1-2 | 0-0 | 0 | 4 | 4 | 3 | 5 | 1 | 4 | 0 | 0 | 17 |
| 21 | Kyren Whittington | g | 2-12 | 0-3 | 4-4 | 0 | 1 | 1 | 2 | 8 | 0 | 4 | 0 | 0 | 18 |
| 03 | Linda van Schaik | | 2-8 | 2-7 | 2-4 | 0 | 2 | 2 | 3 | 8 | 0 | 1 | 0 | 0 | 19 |
| 12 | Morgan Hill | | 0-0 | 0-0 | 0-2 | 1 | 1 | 2 | 4 | 0 | 0 | 1 | 1 | 0 | 7 |
| 13 | Gracen Williams | | 2-7 | 0-1 | 0-0 | 0 | 0 | 0 | 3 | 4 | 3 | 3 | 0 | 0 | 25 |
| 23 | Tasionna McDowell | | 1-3 | 0-0 | 0-0 | 1 | 3 | 4 | 2 | 2 | 0 | 1 | 0 | 0 | 21 |
| 32 | Sadie Williams | | 3-7 | 0-0 | 0-0 | 0 | 0 | 0 | 1 | 6 | 2 | 2 | 0 | 0 | 20 |
| 40 | Hannah Edwards | | 0-2 | 0-0 | 0-0 | 0 | 3 | 3 | 0 | 0 | 0 | 0 | 1 | 0 | 10 |
| Team | | | | | 2 | 1 | 3 | | | | | | | | |
| Totals | | | 17-59 | 6-19 | 10-16 | 9 | 26 | 35 | 24 | 50 | 7 | 18 | 2 | 2 | 200 |
| 1st - FG %: | | 3-14 | 21.4% | 2nd: 7-17 | 41.2% | 3rd: 4-17 | 23.5% | 4th: 3-11 | 27.3% | Game: 17-59 | 28.8% | Deadball | | | |
| 3FG %: | | 1-5 | 20.0% | 2-4 | 50.0% | 1-6 | 16.7% | 2-4 | 50.0% | 6-19 | 31.6% | Rebounds | | | |
| FT %: | | 2-2 | 100.0% | 6-8 | 75.0% | 2-4 | 50.0% | 0-2 | 0.0% | 10-16 | 62.5% | 4 | | | |

Arkansas 103 • 4-1,0-0 SEC

| # | Player | Total | | 3-Ptr | | Rebounds | | | PF | TP | A TO Blk Stl | | | | Min |
|-------------|------------------|--------|--------|-----------|-------------|-----------|-------|--------------|--------|-------------|--------------|----------|---|----|-----|
| | | FG-FGA | FG-FGA | FT-FTA | Off Def Tot | PF | TP | A TO Blk Stl | | | | | | | |
| 24 | THOMAS, Taylah | f | 0-1 | 0-0 | 2-2 | 1 | 7 | 8 | 0 | 2 | 0 | 0 | 0 | 1 | 14 |
| 12 | SLOCUM, Destiny | g | 8-12 | 1-4 | 1-1 | 0 | 3 | 3 | 1 | 18 | 3 | 0 | 0 | 0 | 21 |
| 23 | RAMIREZ, Amber | g | 3-5 | 3-5 | 2-2 | 0 | 1 | 1 | 0 | 11 | 3 | 0 | 0 | 3 | 24 |
| 33 | DUNGEE, Chelsea | g | 5-10 | 2-7 | 3-6 | 0 | 2 | 2 | 1 | 15 | 1 | 0 | 0 | 1 | 19 |
| 43 | DANIELS, Makayla | g | 2-4 | 1-3 | 6-6 | 0 | 2 | 2 | 2 | 11 | 4 | 2 | 0 | 0 | 23 |
| 01 | DAVIS, Marquesha | | 5-9 | 1-3 | 3-5 | 0 | 3 | 3 | 3 | 14 | 0 | 1 | 1 | 3 | 20 |
| 04 | BARNUM, Erynn | | 7-9 | 0-0 | 3-5 | 0 | 8 | 8 | 0 | 17 | 1 | 1 | 0 | 1 | 16 |
| 11 | LANGERMAN, Rylee | | 1-1 | 1-1 | 1-2 | 0 | 0 | 0 | 3 | 4 | 0 | 0 | 0 | 0 | 14 |
| 14 | MASON, Jaielyn | | 2-4 | 1-3 | 0-0 | 0 | 1 | 1 | 1 | 5 | 2 | 0 | 0 | 0 | 19 |
| 20 | McGHEE, Destinee | | 3-4 | 0-0 | 0-0 | 1 | 2 | 3 | 0 | 6 | 0 | 0 | 0 | 0 | 6 |
| 22 | HUGHES, Avery | | 0-3 | 0-2 | 0-0 | 0 | 0 | 0 | 0 | 0 | 2 | 1 | 0 | 1 | 10 |
| 25 | OBERG, Destinee | | 0-3 | 0-0 | 0-0 | 3 | 3 | 6 | 0 | 0 | 2 | 0 | 1 | 0 | 10 |
| 30 | WEAVER, Macy | | 0-0 | 0-0 | 0-0 | 1 | 1 | 2 | 1 | 0 | 0 | 0 | 0 | 0 | 4 |
| Team | | | | | 1 | 2 | 3 | | | | | | | | |
| Totals | | | 36-65 | 10-28 | 21-29 | 7 | 35 | 42 | 12 | 103 | 18 | 5 | 2 | 10 | 200 |
| 1st - FG %: | | 11-17 | 64.7% | 2nd: 7-14 | 50.0% | 3rd: 8-18 | 44.4% | 4th: 10-16 | 62.5% | Game: 36-65 | 55.4% | Deadball | | | |
| 3FG %: | | 3-9 | 33.3% | 3-7 | 42.9% | 3-11 | 27.3% | 1-1 | 100.0% | 10-28 | 35.7% | Rebounds | | | |
| FT %: | | 6-9 | 66.7% | 11-15 | 73.3% | 0-0 | 0.0% | 4-5 | 80.0% | 21-29 | 72.4% | 4 | | | |

Officials: Missy Brooks,Natasha Camy,Cameron Inouye

Technical fouls: La.-Monroe-None. Arkansas-None.

Attendance: 1366

2020-21 Women's Basketball. Round: 0. Arkansas vs La.-Monroe. Played at Bud Wa

| Score by periods | 1st | 2nd | 3rd | 4th | Total |
|------------------|-----|-----|-----|-----|-------|
| La.-Monroe | 9 | 22 | 11 | 8 | 50 |
| Arkansas | 31 | 28 | 19 | 25 | 103 |



Official Basketball Box Score -- Game Totals -- Final Statistics
Arkansas vs SMU
12/09/20 7:00 pm at Dallas, TX



Arkansas 79 • 6-1,0-0 SEC

| # | Player | Total | | 3-Ptr | | Rebounds | | | PF | TP | A TO Blk Stl | | | | Min |
|-------------|------------------|--------|--------|-----------|-------------|------------|--------|--------------|-------|-------------|--------------|----------|---|---|-----|
| | | FG-FGA | FG-FGA | FT-FTA | Off Def Tot | PF | TP | A TO Blk Stl | | | | | | | |
| 24 | THOMAS, Taylah | f | 2-4 | 0-0 | 0-0 | 0 | 8 | 8 | 1 | 4 | 0 | 1 | 1 | 0 | 18 |
| 12 | SLOCUM, Destiny | g | 3-8 | 3-7 | 0-0 | 0 | 4 | 4 | 1 | 9 | 5 | 0 | 0 | 1 | 29 |
| 23 | RAMIREZ, Amber | g | 6-14 | 6-14 | 0-0 | 0 | 2 | 2 | 0 | 18 | 2 | 2 | 0 | 0 | 25 |
| 33 | DUNGEE, Chelsea | g | 4-12 | 3-9 | 1-3 | 0 | 3 | 3 | 1 | 12 | 3 | 3 | 1 | 4 | 25 |
| 43 | DANIELS, Makayla | g | 4-8 | 2-4 | 3-3 | 0 | 3 | 3 | 1 | 13 | 7 | 1 | 0 | 2 | 25 |
| 04 | BARNUM, Erynn | | 3-6 | 0-1 | 1-1 | 1 | 7 | 8 | 1 | 7 | 1 | 3 | 2 | 0 | 15 |
| 11 | LANGERMAN, Rylee | | 1-1 | 1-1 | 1-2 | 0 | 2 | 2 | 1 | 4 | 0 | 3 | 1 | 0 | 15 |
| 14 | MASON, Jaielyn | | 2-4 | 1-3 | 0-0 | 0 | 2 | 2 | 1 | 5 | 4 | 0 | 0 | 0 | 21 |
| 20 | McGHEE, Destinee | | 3-5 | 0-0 | 1-2 | 2 | 1 | 3 | 0 | 7 | 0 | 0 | 0 | 0 | 7 |
| 22 | HUGHES, Avery | | 0-0 | 0-0 | 0-0 | 0 | 1 | 1 | 0 | 0 | 0 | 1 | 0 | 0 | 9 |
| 25 | OBERG, Destinee | | 0-1 | 0-0 | 0-2 | 0 | 0 | 0 | 2 | 0 | 2 | 2 | 0 | 0 | 7 |
| 30 | WEAVER, Macy | | 0-0 | 0-0 | 0-0 | 0 | 0 | 0 | 2 | 0 | 0 | 0 | 0 | 1 | 4 |
| Team | | | | | 0 | 6 | 6 | | | | | | | | |
| Totals | | | 28-63 | 16-39 | 7-13 | 3 | 39 | 42 | 11 | 79 | 24 | 16 | 5 | 8 | 200 |
| 1st - FG %: | | 8-17 | 47.1% | 2nd: 5-12 | 41.7% | 3rd: 10-20 | 50.0% | 4th: 5-14 | 35.7% | Game: 28-63 | 44.4% | Deadball | | | |
| 3FG %: | | 7-15 | 46.7% | 4-10 | 40.0% | 5-10 | 50.0% | 0-4 | 0.0% | 16-39 | 41.0% | Rebounds | | | |
| FT %: | | 0-0 | 0.0% | 2-4 | 50.0% | 1-1 | 100.0% | 4-8 | 50.0% | 7-13 | 53.8% | 5 | | | |

SMU 47 • 0-4,0-0 AAC

| # | Player | Total | | 3-Ptr | | Rebounds | | | PF | TP | A TO Blk Stl | | | | Min |
|-------------|--------------------|--------|--------|-----------|-------------|-----------|--------|--------------|-------|-------------|--------------|----------|---|---|-----|
| | | FG-FGA | FG-FGA | FT-FTA | Off Def Tot | PF | TP | A TO Blk Stl | | | | | | | |
| 12 | Jahnaria Brown | f | 1-6 | 0-0 | 0-0 | 1 | 7 | 8 | 2 | 2 | 0 | 2 | 3 | 1 | 26 |
| 23 | BriShonne Tollie | f | 0-6 | 0-0 | 0-0 | 3 | 3 | 6 | 1 | 0 | 1 | 3 | 0 | 0 | 19 |
| 10 | Rhyle McKinney | g | 5-16 | 1-5 | 2-2 | 0 | 4 | 1 | 0 | 13 | 2 | 3 | 0 | 0 | 29 |
| 13 | Reagan Bradley | g | 0-3 | 0-1 | 0-0 | 1 | 1 | 5 | 1 | 0 | 2 | 2 | 0 | 0 | 22 |
| 32 | Kayla White | g | 6-17 | 3-9 | 0-2 | 2 | 7 | 9 | 0 | 15 | 1 | 4 | 0 | 0 | 30 |
| 00 | Tamia Jones | | 1-5 | 1-1 | 1-2 | 1 | 4 | 5 | 4 | 4 | 5 | 1 | 0 | 1 | 21 |
| 02 | Ariana Whitfield | | 2-4 | 2-4 | 0-0 | 0 | 1 | 1 | 0 | 6 | 0 | 2 | 0 | 0 | 10 |
| 03 | Jayla Brooks | | 1-6 | 0-1 | 0-0 | 2 | 0 | 2 | 3 | 2 | 1 | 3 | 0 | 0 | 21 |
| 14 | Paige Bayless | | 0-0 | 0-0 | 0-0 | 0 | 1 | 1 | 0 | 0 | 1 | 0 | 0 | 0 | 2 |
| 22 | Florence Tshimanga | | 1-2 | 0-0 | 0-1 | 1 | 0 | 1 | 0 | 2 | 0 | 0 | 0 | 0 | 2 |
| 24 | JaQuia White | | 1-4 | 1-1 | 0-0 | 1 | 2 | 3 | 2 | 3 | 1 | 0 | 0 | 2 | 18 |
| Team | | | | | 0 | 3 | 3 | | | | 1 | | | | |
| Totals | | | 18-70 | 8-22 | 3-7 | 12 | 33 | 45 | 13 | 47 | 14 | 21 | 3 | 4 | 200 |
| 1st - FG %: | | 3-14 | 21.4% | 2nd: 4-16 | 25.0% | 3rd: 3-18 | 16.7% | 4th: 8-22 | 36.4% | Game: 18-70 | 25.7% | Deadball | | | |
| 3FG %: | | 1-4 | 25.0% | 1-4 | 25.0% | 2-8 | 25.0% | 4-6 | 66.7% | 8-22 | 36.4% | Rebounds | | | |
| FT %: | | 0-0 | 0.0% | 1-2 | 50.0% | 2-2 | 100.0% | 0-3 | 0.0% | 3-7 | 42.9% | 5 | | | |

Officials: Ed Sidlasky,Fatou Cissoko-Stephens,Joseph Vaszily

Technical fouls: Arkansas-None. SMU-None.

Attendance: 216

2020-21 Women's Basketball. Round: 0. Arkansas vs SMU. Played at Moody Coliseu

| Score by periods | 1st | 2nd | 3rd | 4th | Total |
|------------------|-----|-----|-----|-----|-------|
| Arkansas | 23 | 16 | 26 | 14 | 79 |
| SMU | 7 | 10 | 10 | 20 | 47 |



Official Basketball Box Score -- Game Totals -- Final Statistics
Baylor vs Arkansas
12/06/20 5:00 pm at Fayetteville, AR



Baylor 78 • 2-1,0-0 Big 12

| # | Player | | Total | | 3-Ptr | | Rebounds | | | PF | TP | A TO Blk Stl | | | | Rebounds |
|---|--------------------|---|--------|--------|--------|-----|----------|-----|----|----|----|--------------|-----|-----|-----|----------|
| | | | FG-FTA | FG-FTA | FT-FTA | Off | Def | Tot | A | | | TO | Blk | Stl | | |
| 01 | NaLyssa Smith | f | 7-13 | 0-0 | 2-4 | 2 | 5 | 7 | 4 | 16 | 1 | 1 | 2 | 2 | 33 | |
| 25 | Queen Egbo | c | 2-6 | 0-0 | 2-2 | 2 | 5 | 7 | 5 | 6 | 1 | 4 | 0 | 0 | 11 | |
| 02 | DiDi Richards | | 4-8 | 0-0 | 0-2 | 0 | 7 | 7 | 3 | 8 | 8 | 6 | 0 | 0 | 37 | |
| 03 | Trinity Oliver | g | 2-6 | 0-1 | 0-2 | 3 | 1 | 4 | 3 | 4 | 3 | 4 | 0 | 1 | 25 | |
| 12 | Moon Ursin | g | 5-10 | 2-3 | 2-2 | 0 | 3 | 3 | 4 | 14 | 4 | 1 | 0 | 0 | 28 | |
| 11 | Jordyn Oliver | | 0-1 | 0-0 | 0-0 | 1 | 0 | 1 | 0 | 0 | 3 | 0 | 0 | 0 | 6 | |
| 20 | Hannah Gusters | | 2-4 | 0-0 | 0-0 | 0 | 1 | 1 | 1 | 4 | 1 | 2 | 0 | 0 | 9 | |
| 21 | Dijonal Carrington | | 8-16 | 2-7 | 6-6 | 3 | 2 | 5 | 5 | 24 | 1 | 2 | 0 | 3 | 25 | |
| 24 | Sarah Andrews | | 0-3 | 0-1 | 0-0 | 1 | 3 | 4 | 5 | 0 | 1 | 2 | 0 | 0 | 9 | |
| 51 | Caitlin Bickle | | 1-4 | 0-3 | 0-0 | 0 | 4 | 4 | 0 | 2 | 1 | 0 | 0 | 0 | 17 | |
| Team | | | | | | 1 | 7 | 8 | | | | | | | | |
| Totals | | | 31-71 | 4-15 | 12-18 | 13 | 38 | 51 | 30 | 78 | 24 | 22 | 2 | 6 | 200 | |
| 1st - FG: 6-16 37.5% 2nd: 7-20 35.0% 3rd: 9-17 52.9% 4th: 9-18 50.0% Game: 31-71 43.7% Deadball | | | | | | | | | | | | | | | | |
| 3FG: 1-3 33.3% 25.0% 2-4 50.0% 0-0 0.0% 4-15 26.7% | | | | | | | | | | | | | | | | |
| FT: 6-10 60.0% 2-2 100.0% 1-2 50.0% 3-4 75.0% 12-18 66.7% | | | | | | | | | | | | | | | | |
| Rebounds 2.1 | | | | | | | | | | | | | | | | |



Official Basketball Box Score -- Game Totals -- Final Statistics
Arkansas vs Little Rock
12/19/20 2:00 pm at Little Rock, AR



Arkansas 80 • 8-1,0-0 SEC

| # | Player | Total | | 3-Ptr | | Rebounds | | | PF | TP | A TO Blk Stl | | | | Min |
|-------------|------------------|--------|--------|-----------|--------|-----------|-------|-----------|-------|-------------|--------------|----------|-----|----------|-----|
| | | FG-FGA | FT-FTA | FG-FGA | FT-FTA | Off | Def | Tot | | | A | TO | Blk | Stl | |
| 24 | THOMAS, Taylah | f | 0-1 | 0-0 | 1-2 | 1 | 2 | 3 | 1 | 1 | 0 | 0 | 0 | 0 | 20 |
| 12 | SLOCUM, Destiny | g | 6-11 | 1-5 | 3-4 | 1 | 4 | 5 | 2 | 16 | 4 | 0 | 0 | 0 | 33 |
| 23 | RAMIREZ, Amber | g | 3-6 | 3-6 | 1-2 | 1 | 1 | 2 | 1 | 10 | 2 | 0 | 0 | 1 | 35 |
| 33 | DUNGEE, Chelsea | g | 6-11 | 5-7 | 1-2 | 0 | 4 | 4 | 0 | 18 | 2 | 0 | 1 | 0 | 29 |
| 43 | DANIELS, Makayla | g | 4-7 | 2-3 | 1-2 | 0 | 3 | 3 | 0 | 11 | 2 | 4 | 0 | 2 | 33 |
| 01 | DAVIS, Marquesha | | 2-2 | 0-0 | 3-4 | 0 | 0 | 0 | 2 | 7 | 3 | 0 | 0 | 0 | 11 |
| 04 | BARNUM, Erynn | | 4-8 | 0-0 | 0-2 | 0 | 6 | 6 | 4 | 8 | 0 | 1 | 2 | 0 | 20 |
| 14 | MASON, Jailyn | | 3-6 | 3-6 | 0-0 | 0 | 2 | 2 | 3 | 9 | 0 | 0 | 0 | 1 | 19 |
| Team | | | | | | 1 | 0 | 1 | | | 2 | | | | |
| Totals | | | 28-52 | 14-27 | 10-18 | 4 | 22 | 26 | 13 | 80 | 13 | 7 | 3 | 4 | 200 |
| 1st - FG %: | | 10-17 | 58.8% | 2nd: 5-13 | 38.5% | 3rd: 7-12 | 58.3% | 4th: 6-10 | 60.0% | Game: 28-52 | 53.8% | Deadball | | Rebounds | |
| 3FG %: | | 5-9 | 55.6% | 2-6 | 33.3% | 5-7 | 71.4% | 2-5 | 40.0% | 14-27 | 51.9% | 6 | | | |
| FT %: | | 1-2 | 50.0% | 0-0 | 0.0% | 4-6 | 66.7% | 5-10 | 50.0% | 10-18 | 55.6% | | | | |

Little Rock 70 • 4-3,0-0 Sun Belt

| # | Player | Total | | 3-Ptr | | Rebounds | | | PF | TP | A TO Blk Stl | | | | Min |
|-------------|-------------------|--------|--------|-----------|--------|-----------|-------|-----------|-------|-------------|--------------|----------|-----|----------|-----|
| | | FG-FGA | FT-FTA | FG-FGA | FT-FTA | Off | Def | Tot | | | A | TO | Blk | Stl | |
| 10 | Krystan Vornes | f | 5-9 | 0-0 | 2-3 | 8 | 5 | 13 | 3 | 12 | 0 | 2 | 1 | 0 | 37 |
| 31 | Brianna Crane | f | 12-19 | 0-0 | 3-4 | 2 | 4 | 6 | 1 | 27 | 1 | 4 | 0 | 0 | 39 |
| 35 | Teal Battle | f | 6-14 | 0-0 | 6-8 | 2 | 3 | 5 | 3 | 18 | 1 | 1 | 0 | 0 | 39 |
| 04 | Mayra Caicedo | g | 1-2 | 0-0 | 0-0 | 0 | 4 | 4 | 1 | 2 | 10 | 3 | 0 | 1 | 40 |
| 23 | Bre'Amber Scott | g | 2-15 | 1-5 | 2-2 | 0 | 4 | 4 | 3 | 7 | 2 | 1 | 0 | 0 | 33 |
| 05 | Darriel Johnson | | 1-1 | 0-0 | 0-0 | 0 | 0 | 0 | 1 | 2 | 0 | 0 | 0 | 0 | 4 |
| 12 | Tia Harvey | | 0-0 | 0-0 | 0-0 | 0 | 1 | 1 | 0 | 0 | 0 | 0 | 0 | 0 | 4 |
| 34 | Angelique Francis | | 1-1 | 0-0 | 0-0 | 0 | 0 | 0 | 0 | 2 | 0 | 0 | 0 | 0 | 4 |
| Team | | | | | | 2 | 1 | 3 | | | 1 | | | | |
| Totals | | | 28-61 | 1-5 | 13-17 | 14 | 22 | 36 | 12 | 70 | 14 | 12 | 1 | 1 | 200 |
| 1st - FG %: | | 6-16 | 37.5% | 2nd: 7-13 | 53.8% | 3rd: 6-17 | 35.3% | 4th: 9-15 | 60.0% | Game: 28-61 | 45.9% | Deadball | | Rebounds | |
| 3FG %: | | 0-0 | 0.0% | 0-2 | 0.0% | 0-1 | 0.0% | 1-2 | 50.0% | 1-5 | 20.0% | 1 | | | |
| FT %: | | 0-0 | 0.0% | 5-6 | 83.3% | 4-5 | 80.0% | 4-6 | 66.7% | 13-17 | 76.5% | | | | |

Officials: Eric Baker, Karleena Tobin, Brian Hall
Technical fouls: Arkansas-None, Little Rock-None.
Attendance: 1061

2020-21 Women's Basketball. Round: 0. Arkansas vs Little Rock. Played at Jack

| Score by periods | 1st | 2nd | 3rd | 4th | Total |
|------------------|-----|-----|-----|-----|-------|
| Arkansas | 26 | 12 | 23 | 19 | 80 |
| Little Rock | 12 | 19 | 16 | 23 | 70 |



Official Basketball Box Score -- Game Totals -- Final Statistics
Ark.-Pine Bluff vs Arkansas
12/21/20 1:00 pm at Fayetteville, AR



Ark.-Pine Bluff 52 • 1-4,0-0 SWAC

| # | Player | Total | | 3-Ptr | | Rebounds | | | PF | TP | A TO Blk Stl | | | | Min |
|-------------|-----------------|--------|--------|-----------|--------|-----------|-------|-----------|-------|-------------|--------------|----------|-----|----------|-----|
| | | FG-FGA | FT-FTA | FG-FGA | FT-FTA | Off | Def | Tot | | | A | TO | Blk | Stl | |
| 05 | Trasly Totten | f | 0-7 | 0-0 | 0-0 | 1 | 5 | 6 | 1 | 0 | 1 | 2 | 0 | 1 | 18 |
| 12 | Khadijah Brown | f | 4-15 | 0-0 | 5-6 | 6 | 4 | 10 | 2 | 13 | 0 | 3 | 3 | 1 | 32 |
| 33 | Nissa Sam-Grant | c | 1-3 | 1-1 | 2-4 | 1 | 2 | 3 | 1 | 5 | 1 | 3 | 1 | 0 | 19 |
| 03 | Joyce Kennerson | g | 3-10 | 1-3 | 3-6 | 0 | 3 | 3 | 1 | 10 | 3 | 3 | 0 | 1 | 38 |
| 24 | Kaila Walker | g | 5-13 | 3-9 | 2-2 | 0 | 2 | 2 | 4 | 15 | 0 | 3 | 0 | 0 | 28 |
| 01 | Ashlynn Green | | 1-3 | 0-2 | 0-0 | 0 | 1 | 1 | 2 | 2 | 0 | 0 | 0 | 0 | 10 |
| 04 | Jazzeem Bethea | | 0-2 | 0-0 | 0-0 | 1 | 0 | 1 | 0 | 0 | 0 | 1 | 0 | 0 | 5 |
| 11 | Tyler Pyburn | | 2-9 | 1-4 | 0-0 | 0 | 7 | 7 | 2 | 5 | 1 | 0 | 0 | 1 | 29 |
| 25 | Kayla Simmons | | 0-2 | 0-1 | 2-2 | 1 | 1 | 2 | 2 | 2 | 1 | 0 | 0 | 0 | 11 |
| 30 | Jahna Anderson | | 0-0 | 0-0 | 0-0 | 0 | 0 | 0 | 0 | 0 | 0 | 1 | 0 | 0 | 3 |
| 34 | Marquita Cotton | | 0-0 | 0-0 | 0-0 | 0 | 1 | 1 | 0 | 0 | 0 | 0 | 0 | 0 | 1 |
| 44 | Maya Peat | | 0-1 | 0-0 | 0-0 | 0 | 0 | 0 | 1 | 0 | 0 | 0 | 0 | 0 | 6 |
| Team | | | | | | 3 | 2 | 5 | | | 1 | | | | |
| Totals | | | 16-65 | 6-26 | 14-20 | 13 | 28 | 41 | 16 | 52 | 7 | 17 | 4 | 4 | 200 |
| 1st - FG %: | | 4-18 | 22.2% | 2nd: 2-14 | 14.3% | 3rd: 6-18 | 33.3% | 4th: 4-15 | 26.7% | Game: 16-65 | 24.6% | Deadball | | Rebounds | |
| 3FG %: | | 1-5 | 20.0% | 1-8 | 12.5% | 2-8 | 25.0% | 2-5 | 40.0% | 6-26 | 23.1% | 5,2 | | | |
| FT %: | | 3-4 | 75.0% | 3-6 | 50.0% | 1-2 | 50.0% | 7-8 | 87.5% | 14-20 | 70.0% | | | | |

Arkansas 86 • 9-1,0-0 SEC

| # | Player | Total | | 3-Ptr | | Rebounds | | | PF | TP | A TO Blk Stl | | | | Min |
|-------------|------------------|--------|--------|-----------|--------|-----------|-------|-----------|-------|-------------|--------------|----------|-----|----------|-----|
| | | FG-FGA | FT-FTA | FG-FGA | FT-FTA | Off | Def | Tot | | | A | TO | Blk | Stl | |
| 24 | THOMAS, Taylah | f | 4-5 | 0-0 | 3-3 | 2 | 3 | 5 | 0 | 11 | 1 | 1 | 1 | 2 | 13 |
| 12 | SLOCUM, Destiny | g | 7-12 | 4-7 | 0-0 | 0 | 1 | 1 | 0 | 18 | 3 | 1 | 0 | 0 | 25 |
| 14 | MASON, Jailyn | | 0-4 | 0-3 | 0-0 | 0 | 2 | 2 | 2 | 0 | 1 | 1 | 0 | 1 | 21 |
| 23 | RAMIREZ, Amber | g | 1-3 | 0-2 | 0-0 | 0 | 3 | 3 | 0 | 2 | 1 | 2 | 0 | 1 | 15 |
| 43 | DANIELS, Makayla | g | 4-10 | 2-5 | 3-4 | 1 | 2 | 3 | 3 | 13 | 2 | 1 | 0 | 1 | 25 |
| 01 | DAVIS, Marquesha | | 6-13 | 1-4 | 2-2 | 2 | 2 | 4 | 2 | 15 | 2 | 1 | 2 | 1 | 26 |
| 04 | BARNUM, Erynn | | 4-9 | 1-3 | 4-8 | 3 | 7 | 10 | 2 | 13 | 1 | 1 | 1 | 1 | 20 |
| 11 | LANGERMAN, Rylee | | 1-7 | 1-5 | 0-0 | 0 | 1 | 1 | 1 | 3 | 3 | 2 | 0 | 0 | 19 |
| 20 | MCGHEE, Destinee | | 0-0 | 0-0 | 0-0 | 0 | 1 | 1 | 0 | 0 | 0 | 0 | 0 | 0 | 4 |
| 22 | HUGHES, Avery | | 2-2 | 2-2 | 0-0 | 0 | 1 | 1 | 1 | 6 | 2 | 0 | 0 | 0 | 10 |
| 25 | OBORG, Destinee | | 1-1 | 0-0 | 0-0 | 0 | 3 | 3 | 1 | 2 | 2 | 1 | 0 | 0 | 12 |
| 30 | WEAVER, Macy | | 1-1 | 0-0 | 1-3 | 2 | 1 | 3 | 3 | 3 | 0 | 2 | 1 | 1 | 10 |
| Team | | | | | | 0 | 7 | 7 | | | 1 | | | | |
| Totals | | | 31-67 | 11-31 | 13-20 | 10 | 34 | 44 | 15 | 86 | 18 | 14 | 5 | 8 | 200 |
| 1st - FG %: | | 9-15 | 60.0% | 2nd: 8-19 | 42.1% | 3rd: 7-18 | 38.9% | 4th: 7-15 | 46.7% | Game: 31-67 | 46.3% | Deadball | | Rebounds | |
| 3FG %: | | 3-7 | 42.9% | 1-7 | 14.3% | 2-8 | 25.0% | 5-9 | 55.6% | 11-31 | 35.5% | 3,3 | | | |
| FT %: | | 3-5 | 60.0% | 4-5 | 80.0% | 4-6 | 66.7% | 2-4 | 50.0% | 13-20 | 65.0% | | | | |

Officials: Marcus Clayton, Saif Esho, Karen Preato

Technical fouls: Ark.-Pine Bluff-None, Arkansas-None.

Attendance: 1577

2020-21 Women's Basketball. Round: 0. Ark.-Pine Bluff vs Arkansas. Played at B

| Score by periods | 1st | 2nd | 3rd | 4th | Total |
|------------------|-----|-----|-----|-----|-------|
| Ark.-Pine Bluff | 12 | 8 | 15 | 17 | 52 |
| Arkansas | 24 | 21 | 20 | 21 | 86 |



Official Basketball Box Score -- Game Totals -- Final Statistics
Arkansas vs Kentucky
12/31/20 8:30 pm at Lexington, KY



Arkansas 64 • 9-2,0-1 SEC

| # | Player | | Total | | 3-Ptr | | Rebounds | | | PF | TP | A | TO | Blk | Stl | Min |
|--|------------------|---|--------|--------|--------|--------|----------|-----|-----|----|----|----|----|-----|-----|-----|
| | | | FG-FGA | FT-FTA | FG-FGA | FT-FTA | Off | Def | Tot | | | | | | | |
| 24 | THOMAS, Taylah | f | 0-2 | 0-0 | 1-2 | 4 | 2 | 6 | 1 | 1 | 0 | 1 | 0 | 0 | 20 | |
| 12 | SLOCUM, Destiny | g | 3-11 | 0-4 | 6-8 | 2 | 1 | 3 | 1 | 12 | 6 | 2 | 0 | 0 | 34 | |
| 23 | RAMIREZ, Amber | g | 4-11 | 3-8 | 0-0 | 1 | 2 | 3 | 2 | 11 | 1 | 0 | 1 | 1 | 38 | |
| 33 | DUNGEE, Chelsea | g | 9-18 | 1-3 | 1-2 | 1 | 2 | 3 | 2 | 20 | 0 | 3 | 0 | 1 | 34 | |
| 43 | DANIELS, Makayla | g | 3-12 | 1-5 | 2-3 | 0 | 1 | 1 | 2 | 9 | 0 | 2 | 0 | 2 | 27 | |
| 01 | DAVIS, Marquesha | | 0-1 | 0-0 | 0-0 | 0 | 1 | 1 | 0 | 0 | 0 | 0 | 0 | 0 | 3 | |
| 04 | BARNUM, Erynn | | 5-6 | 0-0 | 1-2 | 2 | 3 | 5 | 3 | 11 | 0 | 1 | 1 | 1 | 20 | |
| 14 | MASON, Jailyn | | 0-1 | 0-1 | 0-0 | 1 | 2 | 3 | 1 | 0 | 2 | 1 | 1 | 0 | 24 | |
| Team | | | | | | 2 | 1 | 3 | | | | | | | | |
| Totals | | | 24-62 | 5-21 | 11-17 | 13 | 15 | 28 | 12 | 64 | 9 | 10 | 3 | 5 | 200 | |
| 1st - FG %: 7-17 41.2% 2nd: 6-16 37.5% 3rd: 4-14 28.6% 4th: 7-15 46.7% Game: 24-62 38.7% Deadball Rebounds | | | | | | | | | | | | | | | | |
| 3FG %: 1-3 33.3% 2-7 28.6% 1-7 14.3% 1-4 25.0% 5-21 23.8% | | | | | | | | | | | | | | | | |
| FT %: 3-5 60.0% 2-2 100.0% 3-7 42.9% 3-3 100.0% 11-17 64.7% 5.2 | | | | | | | | | | | | | | | | |



Official Basketball Box Score -- Game Totals -- Final Statistics
Arkansas vs Tennessee
01/07/21 6:30 pm at Knoxville, TN



Arkansas 73 • 10-3,1-2 SEC

| # | Player | | Total | | 3-Ptr | | Rebounds | | | PF | TP | A | TO | Blk | Stl | Min |
|--|------------------|---|--------|--------|--------|--------|----------|-----|-----|----|----|----|----|-----|-----|-----|
| | | | FG-FGA | FT-FTA | FG-FGA | FT-FTA | Off | Def | Tot | | | | | | | |
| 24 | THOMAS, Taylah | f | 0-2 | 0-0 | 2-2 | 3 | 1 | 4 | 3 | 2 | 1 | 1 | 0 | 0 | 24 | |
| 12 | SLOCUM, Destiny | g | 5-10 | 3-5 | 4-5 | 2 | 3 | 5 | 1 | 17 | 2 | 3 | 0 | 1 | 37 | |
| 23 | RAMIREZ, Amber | g | 5-10 | 3-4 | 2-2 | 0 | 3 | 3 | 2 | 15 | 1 | 1 | 0 | 1 | 33 | |
| 33 | DUNGEE, Chelsea | g | 9-26 | 1-10 | 11-13 | 1 | 6 | 7 | 0 | 30 | 3 | 1 | 0 | 5 | 35 | |
| 43 | DANIELS, Makayla | g | 3-11 | 2-9 | 1-2 | 0 | 2 | 2 | 1 | 9 | 3 | 1 | 0 | 1 | 26 | |
| 01 | DAVIS, Marquesha | g | 0-2 | 0-1 | 0-0 | 1 | 2 | 3 | 0 | 0 | 0 | 0 | 0 | 0 | 13 | |
| 04 | BARNUM, Erynn | g | 0-3 | 0-0 | 0-0 | 1 | 2 | 3 | 2 | 0 | 0 | 2 | 0 | 0 | 9 | |
| 14 | MASON, Jaielyn | g | 0-5 | 0-1 | 0-0 | 1 | 1 | 2 | 1 | 0 | 0 | 0 | 0 | 0 | 16 | |
| 25 | OBERG, Destinee | g | 0-0 | 0-0 | 0-0 | 0 | 1 | 1 | 1 | 0 | 0 | 1 | 0 | 0 | 7 | |
| Team | | | | | | | | | | | | | | | | |
| Totals | | | 22-69 | 9-30 | 20-24 | 11 | 25 | 36 | 11 | 73 | 10 | 10 | 0 | 8 | 200 | |
| 1st - FG %: 6-20 30.0% 2nd: 6-18 33.3% 3rd: 6-17 35.3% 4th: 4-14 28.6% Game: 22-69 31.9% Deadball Rebounds 1 | | | | | | | | | | | | | | | | |
| 3FG %: 2-10 20.0% 3-8 37.5% 3-6 50.0% 1-6 16.7% 9-30 30.0% | | | | | | | | | | | | | | | | |
| FT %: 3-4 75.0% 3-4 75.0% 5-7 71.4% 9-9 100.0% 20-24 83.3% | | | | | | | | | | | | | | | | |

Tennessee 88 • 7-1,1-0 SEC

| # | Player | | Total | | 3-Ptr | | Rebounds | | | PF | TP | | | | | Min |
|-------------|----------------------|---|--------|--------|------------|--------|------------|-------|-----------|-------|-------------|----|-------|----------|-----|-----|
| | | | FG-FGA | FT-FTA | FG-FGA | FT-FTA | Off | Def | Tot | | | A | TO | Blk | Stl | |
| 00 | Rennia Davis | f | 12-20 | 0-3 | 2-2 | 5 | 6 | 11 | 2 | 26 | 5 | 0 | 0 | 2 | 39 | |
| 12 | Rae Burrell | f | 11-18 | 3-7 | 1-2 | 0 | 5 | 5 | 2 | 26 | 1 | 1 | 0 | 2 | 37 | |
| 33 | Marta Suarez | f | 1-2 | 0-1 | 0-0 | 1 | 6 | 7 | 2 | 2 | 3 | 4 | 0 | 2 | 19 | |
| 20 | Tamari Key | c | 1-2 | 0-0 | 0-0 | 0 | 2 | 2 | 4 | 2 | 1 | 1 | 1 | 0 | 12 | |
| 25 | Jordan Horston | g | 4-11 | 0-2 | 3-4 | 1 | 7 | 8 | 1 | 11 | 5 | 3 | 2 | 1 | 34 | |
| 02 | Destiny Salary | g | 1-3 | 1-1 | 0-0 | 2 | 0 | 2 | 3 | 3 | 2 | 0 | 0 | 0 | 12 | |
| 04 | Jordan Walker | g | 2-5 | 1-3 | 2-2 | 0 | 5 | 5 | 2 | 7 | 3 | 1 | 0 | 0 | 19 | |
| 11 | Kasiyahna Kushkituah | g | 5-8 | 0-0 | 1-5 | 1 | 5 | 6 | 3 | 11 | 0 | 1 | 0 | 0 | 26 | |
| 31 | Emily Saunders | g | 0-0 | 0-0 | 0-0 | 0 | 1 | 1 | 0 | 0 | 1 | 0 | 0 | 0 | 2 | |
| Team | | | | | | | | | | | | | | | | |
| Totals | | | 37-69 | 5-17 | 9-15 | 10 | 39 | 49 | 19 | 88 | 21 | 11 | 3 | 7 | 200 | |
| 1st - FG %: | | | 7-17 | 41.2% | 2nd: 11-17 | 64.7% | 3rd: 12-19 | 63.2% | 4th: 7-16 | 43.8% | Game: 37-69 | | 53.6% | Deadball | | |
| 3FG %: | | | 0-5 | 0.0% | 2-8 | 25.0% | 2-5 | 40.0% | 1-4 | 25.0% | 5-17 | | 29.4% | Rebounds | | |
| FT %: | | | 4-4 | 100.0% | 0-0 | 0.0% | 2-5 | 40.0% | 3-6 | 50.0% | 9-15 | | 60.0% | 3 | | |

Officials: Metta Christensen, Karen Preato, Billy Smith
Technical fouls: Arkansas-None. Tennessee-None.
Attendance: 2143
2020-21 Women's Basketball. Round: 0. Arkansas vs Tennessee. Played at Thompson

| Score by periods | 1st | 2nd | 3rd | 4th | Total |
|------------------|-----|-----|-----|-----|-------|
| Arkansas | 17 | 18 | 20 | 18 | 73 |
| Tennessee | 18 | 24 | 28 | 18 | 88 |



Official Basketball Box Score -- Game Totals -- Final Statistics
Texas A&M vs Arkansas
01/10/21 3:00 pm at Fayetteville, AR



Texas A&M 74 • 12-0,3-0 SEC

| # | Player | | Total | | 3-Ptr | | Rebounds | | | PF | TP | A | TO | Blk | Stl | Min |
|-------------|----------------|---|--------|--------|-----------|--------|-----------|-------|-----------|--------|-------------|----|-------|----------|-----|-----|
| | | | FG-FGA | FT-FTA | FG-FGA | FT-FTA | Off | Def | Tot | | | | | | | |
| 31 | N'dea Jones | f | 6-10 | 0-0 | 0-1 | 3 | 11 | 14 | 3 | 12 | 2 | 4 | 0 | 1 | 33 | |
| 40 | Ciera Johnson | c | 3-6 | 0-0 | 4-6 | 2 | 7 | 9 | 2 | 10 | 1 | 2 | 1 | 0 | 29 | |
| 02 | Aaliyah Wilson | g | 10-19 | 3-6 | 4-4 | 2 | 6 | 8 | 3 | 27 | 2 | 3 | 1 | 2 | 40 | |
| 05 | Jordan Nixon | g | 3-9 | 0-2 | 3-3 | 0 | 2 | 2 | 4 | 9 | 5 | 3 | 0 | 0 | 39 | |
| 11 | Kayla Wells | g | 5-9 | 1-3 | 0-0 | 0 | 1 | 1 | 2 | 11 | 1 | 1 | 0 | 0 | 35 | |
| 00 | Ella Tofaeono | g | 0-0 | 0-0 | 0-0 | 0 | 0 | 0 | 0 | 0 | 0 | 0 | 0 | 0 | 1 | |
| 03 | Destiny Pitts | g | 2-7 | 1-5 | 0-0 | 1 | 2 | 3 | 2 | 5 | 0 | 2 | 0 | 0 | 22 | |
| 23 | McKinzie Green | g | 0-0 | 0-0 | 0-0 | 0 | 0 | 0 | 0 | 0 | 0 | 0 | 0 | 0 | 1 | |
| Team | | | | | | 1 | 3 | 4 | | | | | | | | |
| Totals | | | 29-60 | 5-16 | 11-14 | 9 | 32 | 41 | 16 | 74 | 11 | 15 | 2 | 3 | 200 | |
| 1st - FG %: | | | 8-14 | 57.1% | 2nd: 6-14 | 42.9% | 3rd: 8-18 | 44.4% | 4th: 7-14 | 50.0% | Game: 29-60 | | 48.3% | Deadball | | |
| 3FG %: | | | 3-5 | 60.0% | 1-4 | 16.7% | 0-3 | 0.0% | 1-2 | 50.0% | 5-16 | | 31.3% | Rebounds | | |
| FT %: | | | 3-4 | 75.0% | 3-4 | 75.0% | 2-3 | 66.7% | 3-3 | 100.0% | 11-14 | | 78.6% | 1 | | |

Arkansas 73 - 104, 1-2 SEC

Arkansas 73 • 10-4,1-3 SEC

| # | Player | | Total | | 3-Ptr | | Rebounds | | | PF | TP | A | | | TO | Blk | Stl | Min |
|--|------------------|---|-------|--------|-----------|--------|-----------|-------|-----------|-------|-------------|---|-------|----------|-----|-----|-----|-----|
| | | | FG-FA | FT-FTA | FG-FA | FT-FTA | Off | Def | Tot | | | 1 | 2 | 3 | | | | |
| 24 | THOMAS, Taylah | f | 1-1 | 0-0 | 0-0 | 2 | 4 | 6 | 4 | 2 | 1 | 1 | 0 | 2 | 22 | | | |
| 12 | SLOCUM, Destiny | g | 5-15 | 3-8 | 0-0 | 0 | 3 | 3 | 1 | 13 | 6 | 0 | 0 | 2 | 35 | | | |
| 14 | MASON, Jailyn | g | 5-11 | 3-5 | 0-0 | 0 | 0 | 0 | 0 | 13 | 1 | 0 | 0 | 0 | 38 | | | |
| 33 | DUNGEE, Chelsea | g | 6-15 | 5-9 | 4-4 | 2 | 2 | 4 | 4 | 21 | 2 | 6 | 0 | 0 | 30 | | | |
| 43 | DANIELS, Makayla | g | 5-13 | 3-8 | 3-4 | 0 | 1 | 1 | 3 | 16 | 3 | 2 | 0 | 4 | 39 | | | |
| 01 | DAVIS, Marquesha | g | 0-1 | 0-1 | 2-2 | 0 | 3 | 3 | 1 | 2 | 0 | 0 | 0 | 0 | 17 | | | |
| 04 | BARNUM, Erynn | g | 3-5 | 0-0 | 0-2 | 0 | 3 | 3 | 1 | 6 | 0 | 0 | 0 | 0 | 17 | | | |
| 11 | LANGERMAN, Rylee | g | 0-0 | 0-0 | 0-0 | 0 | 2 | 2 | 0 | 0 | 0 | 0 | 0 | 0 | 2 | | | |
| 25 | OBERG, Destinee | g | 0-0 | 0-0 | 0-0 | 0 | 0 | 0 | 0 | 0 | 0 | 0 | 0 | 0 | 1 | | | |
| Team | | | | | | 1 | 5 | 6 | | | | | | | | | | |
| Totals | | | 25-61 | 14-31 | 9-12 | 5 | 23 | 28 | 14 | 73 | 13 | 9 | 0 | 8 | 201 | | | |
| 1st - FG %: | | | 6-14 | 42.9% | 2nd: 7-16 | 43.8% | 3rd: 5-16 | 31.3% | 4th: 7-15 | 46.7% | Game: 25-61 | | 41.0% | Deadball | | | | |
| 3FG %: | | | 2-8 | 25.0% | 6-10 | 60.0% | 2-6 | 33.3% | 4-7 | 57.1% | 14-31 | | 45.2% | Rebounds | | | | |
| FT %: | | | 2-2 | 100.0% | 0-0 | 0.0% | 2-4 | 50.0% | 5-6 | 83.3% | 9-12 | | 75.0% | 2,1 | | | | |
| Officials: Cameron Inouye Missy Brooks Tina Nanier | | | | | | | | | | | | | | | | | | |

Officials: Cameron Inouye, Missy Brooks, Tina Napier
Technical fouls: Texas A&M-None. Arkansas-None.
Attendance: 2192
2020-21 Women's Basketball. Round: 0. Arkansas vs Texas A&M. Played at Bud Wal

| Score by periods | 1st | 2nd | 3rd | 4th | Total |
|------------------|-----|-----|-----|-----|-------|
| Texas A&M | 22 | 16 | 18 | 18 | 74 |
| Arkansas | 16 | 20 | 14 | 23 | 73 |



Official Basketball Box Score -- Game Totals -- Final Statistics
Florida vs Arkansas
01/14/21 7:00 pm at Fayetteville, AR



Florida 80 • 7-6,0-5 SEC

| # | Player | | Total | | 3-Ptr | Rebounds | | | PF | TP | A | TO | Blk | Stl | Min | |
|-------------------|-----------------|---|--------|--------|-----------|----------|-----------|-------|-----------|-------|-------|----|-----|-------|----------|----------|
| | | | FG-FGA | FG-FGA | FT-FTA | Off | Def | Tot | | | | | | | | |
| 25 | Faith Dut | f | 0-1 | 0-0 | 0-0 | 0 | 4 | 4 | 4 | 0 | 0 | 1 | 0 | 0 | 19 | |
| 01 | Kiara Smith | g | 6-14 | 0-1 | 9-11 | 1 | 2 | 3 | 3 | 21 | 5 | 2 | 0 | 1 | 38 | |
| 03 | Lavender Briggs | g | 17-29 | 6-11 | 1-2 | 0 | 4 | 4 | 4 | 41 | 0 | 3 | 0 | 3 | 39 | |
| 14 | Kristina Moore | g | 1-5 | 0-1 | 3-3 | 3 | 2 | 5 | 2 | 5 | 1 | 1 | 0 | 0 | 24 | |
| 15 | Nina Rickards | g | 1-3 | 0-2 | 0-0 | 0 | 0 | 0 | 4 | 2 | 2 | 4 | 0 | 1 | 23 | |
| 10 | Danielle Rainey | g | 0-1 | 0-1 | 0-0 | 0 | 0 | 0 | 2 | 0 | 0 | 0 | 0 | 0 | 5 | |
| 12 | Jordyn Merritt | g | 2-2 | 0-0 | 1-2 | 0 | 3 | 3 | 1 | 5 | 1 | 0 | 0 | 1 | 23 | |
| 13 | Floor Toonders | g | 1-1 | 0-0 | 1-3 | 2 | 4 | 6 | 1 | 3 | 0 | 1 | 0 | 0 | 12 | |
| 24 | Yasmeen Chang | g | 1-5 | 0-0 | 1-3 | 1 | 2 | 3 | 1 | 3 | 0 | 2 | 0 | 0 | 10 | |
| 32 | Cyndee Kinslow | g | 0-0 | 0-0 | 0-0 | 0 | 2 | 2 | 1 | 0 | 1 | 1 | 0 | 0 | 7 | |
| Team | | | | | | 0 | 4 | 4 | | | | 1 | | | | |
| Totals | | | 29-61 | 6-16 | 16-24 | 7 | 27 | 34 | 23 | 80 | 10 | 16 | 0 | 6 | 200 | |
| Game: 29-61 47.5% | | | | | | | | | | | | | | | | Deadball |
| 1st - FG %: | | | 6-18 | 33.3% | 2nd: 9-13 | 69.2% | 3rd: 6-15 | 40.0% | 4th: 8-15 | 53.3% | 6-16 | | | 37.5% | Rebounds | |
| 3FG %: | | | 3-6 | 50.0% | 0-1 | 0.0% | 1-5 | 20.0% | 2-4 | 50.0% | 16-24 | | | 66.7% | 3.1 | |
| FT %: | | | 3-5 | 60.0% | 8-12 | 66.7% | 5-7 | 71.4% | 0-0 | 0.0% | | | | | | |



Official Basketball Box Score -- Game Totals -- Final Statistics
Arkansas vs Georgia
01/25/21 7:00 pm at Athens, GA



Arkansas 73 • 11-6,2-5 SEC

| # | Player | | Total | | 3-Ptr | | Rebounds | | | PF | TP | A TO Blk Stl | | | | Min |
|-------------|------------------|---|--------|--------|-----------|--------|-----------|-------|-----------|-------|-------------|--------------|----------|-----|-----|-----|
| | | | FG-FGA | FG-FGA | FT-FTA | FT-FTA | Off | Def | Tot | | | A | TO | Blk | Stl | |
| 24 | THOMAS, Taylah | f | 0-4 | 0-0 | 0-0 | 0-0 | 3 | 7 | 10 | 1 | 0 | 0 | 1 | 2 | 0 | 18 |
| 12 | SLOCUM, Destiny | e | 3-6 | 2-4 | 3-3 | 0 | 0 | 0 | 0 | 4 | 11 | 5 | 2 | 0 | 3 | 26 |
| 23 | RAMIREZ, Amber | e | 0-4 | 0-3 | 2-2 | 0 | 2 | 2 | 1 | 2 | 3 | 3 | 1 | 0 | 3 | 25 |
| 23 | DUNGEE, Chelsea | e | 7-22 | 0-3 | 11-14 | 4 | 4 | 8 | 1 | 25 | 0 | 2 | 0 | 3 | 39 | |
| 43 | DANIELS, Makayla | e | 4-8 | 1-2 | 4-5 | 1 | 2 | 3 | 1 | 13 | 1 | 1 | 0 | 2 | 32 | |
| 01 | DAVIS, Marquesha | e | 2-6 | 0-1 | 0-0 | 0 | 0 | 0 | 0 | 1 | 4 | 0 | 1 | 0 | 0 | 13 |
| 04 | BARNUM, Erynn | e | 7-10 | 0-0 | 1-1 | 2 | 2 | 4 | 3 | 15 | 0 | 0 | 1 | 2 | 21 | |
| 14 | MASON, Jaielyn | e | 1-5 | 1-2 | 0-0 | 0 | 4 | 4 | 0 | 3 | 0 | 0 | 0 | 0 | 26 | |
| Team | | | | | | | 1 | 1 | 2 | | | 2 | | | | |
| Totals | | | 24-65 | 4-15 | 21-25 | 11 | 22 | 33 | 12 | 73 | 9 | 10 | 3 | 13 | 200 | |
| 1st - FG %: | | | 8-18 | 44.4% | 2nd: 5-16 | 31.3% | 3rd: 8-18 | 44.4% | 4th: 3-13 | 23.1% | Game: 24-65 | 36.9% | Deadball | | | |
| 3FG %: | | | 1-5 | 20.0% | 1-3 | 33.3% | 1-5 | 20.0% | 1-2 | 50.0% | 4-15 | 26.7% | Rebounds | | | |
| FT %: | | | 8-8 | 100.0% | 3-4 | 75.0% | 2-3 | 66.7% | 8-10 | 80.0% | 21-25 | 84.0% | 3 | | | |

Georgia 75 • 13-2,5-2 SEC

| # | Player | | Total | | 3-Ptr | | Rebounds | | | PF | TP | A TO Blk Stl | | | | Min |
|-------------|---------------------|---|--------|--------|-----------|--------|-----------|-------|-----------|-------|-------------|--------------|----------|-----|-----|-----|
| | | | FG-FGA | FG-FGA | FT-FTA | FT-FTA | Off | Def | Tot | | | A | TO | Blk | Stl | |
| 20 | Jordan Isaacs | f | 2-4 | 0-1 | 1-1 | 1 | 6 | 7 | 0 | 5 | 2 | 2 | 0 | 2 | 35 | |
| 14 | Jenna Staiti | c | 7-16 | 0-2 | 6-7 | 5 | 8 | 13 | 4 | 20 | 2 | 3 | 5 | 2 | 31 | |
| 02 | Gabby Connally | e | 9-16 | 2-7 | 0-0 | 0 | 3 | 3 | 3 | 20 | 4 | 2 | 0 | 1 | 33 | |
| 11 | Maya Caldwell | e | 4-6 | 0-1 | 1-2 | 3 | 3 | 6 | 2 | 9 | 4 | 2 | 0 | 1 | 28 | |
| 23 | Que Morrison | e | 2-7 | 1-5 | 2-2 | 0 | 3 | 3 | 2 | 7 | 4 | 1 | 0 | 0 | 24 | |
| 01 | Chloe Chapman | e | 0-1 | 0-0 | 0-0 | 0 | 2 | 2 | 1 | 0 | 0 | 0 | 0 | 0 | 4 | |
| 03 | Sarah Ashlee Barker | e | 4-8 | 1-5 | 1-2 | 1 | 1 | 2 | 3 | 10 | 0 | 2 | 0 | 1 | 24 | |
| 04 | Mikayla Coombs | e | 1-2 | 0-0 | 0-0 | 1 | 3 | 4 | 1 | 2 | 0 | 4 | 0 | 0 | 12 | |
| 22 | Malury Bates | e | 0-0 | 0-0 | 0-0 | 0 | 0 | 0 | 0 | 0 | 0 | 0 | 0 | 0 | 2 | |
| 35 | Javyn Nicholson | e | 1-1 | 0-0 | 0-0 | 0 | 1 | 1 | 1 | 2 | 0 | 1 | 0 | 0 | 7 | |
| Team | | | | | | | 0 | 1 | 1 | | | 2 | | | | |
| Totals | | | 30-61 | 4-21 | 11-14 | 11 | 31 | 42 | 17 | 75 | 16 | 19 | 5 | 7 | 200 | |
| 1st - FG %: | | | 11-15 | 73.3% | 2nd: 6-15 | 40.0% | 3rd: 6-17 | 35.3% | 4th: 7-14 | 50.0% | Game: 30-61 | 49.2% | Deadball | | | |
| 3FG %: | | | 2-4 | 50.0% | 1-8 | 12.5% | 0-2 | 0.0% | 1-7 | 14.3% | 4-21 | 19.0% | Rebounds | | | |
| FT %: | | | 1-1 | 100.0% | 1-2 | 50.0% | 2-3 | 66.7% | 7-8 | 87.5% | 11-14 | 78.6% | 1 | | | |

Officials: Billy Smith,Maj Forsberg,Jesse Dickerson

Technical fouls: Arkansas-None. Georgia-None.

Attendance: 701

2020-21 Women's Basketball. Round: 0. Arkansas vs Georgia. Played at Stegeman

| Score by periods | 1st | 2nd | 3rd | 4th | Total |
|------------------|-----|-----|-----|-----|-------|
| Arkansas | 25 | 14 | 19 | 15 | 73 |
| Georgia | 25 | 14 | 14 | 22 | 75 |



Official Basketball Box Score -- Game Totals -- Final Statistics
Auburn vs Arkansas
01/31/21 2:00 pm at Fayetteville, AR



Auburn 67 • 5-11,0-8 SEC

| # | Player | | Total | | 3-Ptr | | Rebounds | | | PF | TP | A TO Blk Stl | | | | Min |
|-------------|----------------------|---|--------|--------|-----------|--------|-----------|-------|-----------|--------|-------------|--------------|----------|-----|-----|-----|
| | | | FG-FGA | FG-FGA | FT-FTA | FT-FTA | Off | Def | Tot | | | A | TO | Blk | Stl | |
| 11 | Romi Levy | f | 3-9 | 1-4 | 1-2 | 4 | 8 | 12 | 2 | 8 | 0 | 1 | 0 | 0 | 29 | |
| 20 | Unique Thompson | f | 7-15 | 0-0 | 4-4 | 10 | 9 | 19 | 2 | 18 | 1 | 4 | 0 | 1 | 32 | |
| 01 | Keya Patton | e | 5-16 | 0-2 | 0-0 | 1 | 1 | 2 | 2 | 10 | 1 | 1 | 0 | 2 | 32 | |
| 22 | Alaina Rice | e | 1-6 | 0-2 | 4-5 | 1 | 2 | 3 | 2 | 6 | 1 | 4 | 0 | 0 | 27 | |
| 23 | Honesty Scott-Grayso | e | 4-13 | 1-5 | 8-8 | 0 | 4 | 4 | 2 | 17 | 3 | 1 | 0 | 1 | 33 | |
| 00 | Alycia Reese | e | 0-0 | 0-0 | 0-0 | 1 | 0 | 1 | 0 | 0 | 0 | 0 | 0 | 0 | 3 | |
| 02 | Sania Wells | e | 0-1 | 0-0 | 0-0 | 1 | 0 | 1 | 4 | 0 | 1 | 1 | 0 | 0 | 6 | |
| 03 | Annie Hughes | e | 0-0 | 0-0 | 0-0 | 0 | 1 | 1 | 0 | 0 | 0 | 0 | 0 | 0 | 5 | |
| 05 | Aicha Coulibaly | e | 1-3 | 0-0 | 2-2 | 0 | 4 | 4 | 2 | 4 | 0 | 0 | 0 | 0 | 18 | |
| 13 | Kira Lowery | e | 2-4 | 0-1 | 0-0 | 0 | 0 | 0 | 2 | 4 | 1 | 1 | 0 | 2 | 15 | |
| Team | | | | | | 2 | 1 | 3 | | | | | | | | |
| Totals | | | 23-67 | 2-14 | 19-21 | 20 | 30 | 50 | 18 | 67 | 8 | 13 | 0 | 6 | 200 | |
| 1st - FG %: | | | 6-15 | 40.0% | 2nd: 4-21 | 19.0% | 3rd: 7-18 | 38.9% | 4th: 6-13 | 46.2% | Game: 23-67 | 34.3% | Deadball | | | |
| 3FG %: | | | 1-4 | 25.0% | 0-5 | 0.0% | 0-2 | 0.0% | 1-3 | 33.3% | 2-14 | 14.3% | Rebounds | | | |
| FT %: | | | 5-6 | 83.3% | 2-2 | 100.0% | 4-5 | 80.0% | 8-8 | 100.0% | 19-21 | 90.5% | 1,1 | | | |

Arkansas 77 • 13-6,3-5 SEC

| # | Player | | Total | | 3-Ptr | | Rebounds | | | PF | TP | A TO Blk Stl | | | | Min |
|-------------|------------------|---|--------|--------|------------|--------|-----------|--------|-----------|-------|-------------|--------------|----------|-----|-----|-----|
| | | | FG-FGA | FG-FGA | FT-FTA | FT-FTA | Off | Def | Tot | | | A | TO | Blk | Stl | |
| 24 | THOMAS, Taylah | f | 2-3 | 0-0 | 1-2 | 2 | 7 | 9 | 4 | 5 | 2 | 0 | 1 | 0 | 26 | |
| 12 | SLOCUM, Destiny | e | 5-10 | 2-5 | 2-2 | 0 | 4 | 4 | 3 | 14 | 3 | 3 | 0 | 0 | 33 | |
| 23 | RAMIREZ, Amber | e | 7-17 | 5-15 | 0-0 | 2 | 2 | 4 | 3 | 19 | 3 | 0 | 1 | 0 | 37 | |
| 33 | DUNGEE, Chelsea | e | 5-14 | 1-5 | 5-7 | 1 | 4 | 5 | 1 | 16 | 3 | 2 | 0 | 1 | 35 | |
| 43 | DANIELS, Makayla | e | 1-5 | 1-3 | 4-4 | 0 | 1 | 1 | 4 | 7 | 0 | 3 | 0 | 2 | 23 | |
| 01 | DAVIS, Marquesha | e | 1-1 | 0-0 | 2-2 | 0 | 1 | 1 | 0 | 4 | 0 | 0 | 0 | 0 | 9 | |
| 04 | BARNUM, Erynn | e | 2-3 | 0-0 | 0-1 | 0 | 0 | 0 | 3 | 4 | 2 | 1 | 0 | 0 | 14 | |
| 11 | LANGERMAN, Rylee | e | 0-0 | 0-0 | 0-0 | 0 | 0 | 0 | 1 | 0 | 0 | 0 | 0 | 0 | 2 | |
| 14 | MASON, Jaielyn | e | 3-6 | 2-4 | 0-0 | 0 | 5 | 5 | 0 | 8 | 4 | 0 | 0 | 2 | 21 | |
| Team | | | | | | 0 | 1 | 1 | | | | | | | | |
| Totals | | | 26-59 | 11-32 | 14-18 | 5 | 25 | 30 | 19 | 77 | 17 | 9 | 2 | 5 | 200 | |
| 1st - FG %: | | | 4-15 | 26.7% | 2nd: 10-15 | 66.7% | 3rd: 6-15 | 40.0% | 4th: 6-14 | 42.9% | Game: 26-59 | 44.1% | Deadball | | | |
| 3FG %: | | | 1-4 | 25.0% | 3-4 | 75.0% | 3-10 | 30.0% | 4-10 | 40.0% | 11-32 | 34.4% | Rebounds | | | |
| FT %: | | | 0-0 | 0.0% | 1-4 | 25.0% | 4-4 | 100.0% | 9-10 | 90.0% | 14-18 | 77.8% | 1 | | | |

Officials: Eric Baker,Karen Preato,Brian Garland

Technical fouls: Auburn-Unique Thompson. Arkansas-BARNUM, Erynn.

Attendance: 2133

2020-21 Women's Basketball. Round: 0. Arkansas vs Auburn. Played at Bud Walton

| Score by periods | 1st | 2nd | 3rd | 4th | Total |
|------------------|-----|-----|-----|-----|-------|
| Auburn | 18 | 10 | 18 | 21 | 67 |
| Arkansas | 9 | 24 | 19 | 25 | 77 |



Official Basketball Box Score -- Game Totals -- Final Statistics
UConn vs Arkansas
01/28/21 5:00 pm at Fayetteville, AR



UConn 87 • 10-1,8-0 Big Eas

| # | Player | | Total | | 3-Ptr | | Rebounds | | | PF | TP | A TO Blk Stl | | | | Min |
|-------------|---------------------|---|--------|--------|-----------|--------|-----------|-------|-----------|-------|-------------|--------------|----------|-----|-----|-----|
| | | | FG-FGA | FG-FGA | FT-FTA | Off | Def | Tot | A | | | TO | Blk | Stl | | |
| 20 | Olivia Nelson-Ododa | f | 1-2 | 0-0 | 0-0 | 1 | 1 | 2 | 2 | 2 | 2 | 2 | 3 | 3 | 1 | 19 |
| 05 | Paige Bueckers | e | 10-15 | 3-3 | 4-4 | 0 | 2 | 2 | 1 | 27 | 2 | 2 | 0 | 0 | 36 | |
| 13 | Christyn Williams | e | 7-17 | 0-5 | 2-5 | 1 | 3 | 4 | 3 | 16 | 3 | 2 | 1 | 1 | 37 | |
| 22 | Evina Westbrook | e | 6-9 | 5-7 | 2-3 | 1 | 5 | 6 | 3 | 19 | 7 | 2 | 0 | 0 | 40 | |
| 44 | Aubrey Griffin | e | 2-6 | 1-3 | 1-2 | 1 | 5 | 6 | 3 | 6 | 0 | 1 | 0 | 2 | 19 | |
| 03 | Aaliyah Edwards | e | 3-3 | 0-0 | 0-0 | 3 | 3 | 6 | 5 | 6 | 1 | 4 | 0 | 0 | 13 | |
| 10 | Nika Muhl | e | 3-5 | 2-4 | 0-0 | 0 | 3 | 3 | 2 | 8 | 2 | 0 | 0 | 0 | 25 | |
| 11 | Mir McLean | e | 1-3 | 1-1 | 0-0 | 0 | 3 | 3 | 4 | 3 | 0 | 0 | 1 | 0 | 11 | |
| Team | | | | | | 1 | 2 | 3 | | | | 1 | | | | |
| Totals | | | 33-60 | 12-23 | 9-14 | 8 | 27 | 35 | 23 | 87 | 17 | 15 | 5 | 4 | 200 | |
| 1st - FG %: | | | 8-12 | 66.7% | 2nd: 8-15 | 53.3% | 3rd: 8-17 | 47.1% | 4th: 9-16 | 56.3% | Game: 33-60 | 55.0% | Deadball | | | |
| 3FG %: | | | 2-4 | 50.0% | 3-6 | 50.0% | 3-5 | 60.0% | 4-8 | 50.0% | 12-23 | 52.2% | Rebounds | | | |
| FT %: | | | 4-5 | 80.0% | 2-2 | 100.0% | 0-3 | 0.0% | 3-4 | 75.0% | 9-14 | 64.3% | | | | 1.1 |



Official Basketball Box Score -- Game Totals -- Final Statistics
Arkansas vs Texas A&M
02/07/21 2:00 pm at College Station, TX



Arkansas 67 • 14-7,4-6 SEC

| # | Player | | Total | | 3-Ptr | | Rebounds | | | PF | TP | A | TO | Blk | Stl | Min |
|-------------|------------------|---|--------|--------|-----------|--------|-----------|-------|-----------|--------|-------------|---|-------|----------|-----|-----|
| | | | FG-FGA | FT-FTA | FG-FGA | FT-FTA | Off | Def | Tot | | | | | | | |
| 24 | THOMAS, Taylah | f | 1-1 | 0-0 | 0-0 | 1 | 2 | 3 | 4 | 2 | 1 | 0 | 1 | 0 | 0 | 19 |
| 12 | SLOCUM, Destiny | g | 2-9 | 0-4 | 0-0 | 0 | 1 | 1 | 3 | 4 | 4 | 0 | 0 | 0 | 0 | 34 |
| 23 | RAMIREZ, Amber | g | 7-15 | 5-10 | 2-2 | 0 | 1 | 1 | 3 | 21 | 0 | 1 | 0 | 1 | 0 | 38 |
| 33 | DUNGEE, Chelsea | g | 4-11 | 2-4 | 2-2 | 1 | 6 | 7 | 4 | 12 | 2 | 4 | 1 | 1 | 1 | 34 |
| 43 | DANIELS, Makayla | g | 5-12 | 3-6 | 0-0 | 0 | 2 | 2 | 2 | 13 | 3 | 1 | 0 | 1 | 1 | 29 |
| 01 | DAVIS, Marquesha | g | 2-3 | 0-0 | 1-2 | 0 | 0 | 0 | 0 | 5 | 0 | 1 | 0 | 0 | 0 | 12 |
| 04 | BARNUM, Erynn | g | 4-4 | 0-0 | 2-4 | 0 | 0 | 3 | 2 | 10 | 0 | 2 | 1 | 3 | 20 | |
| 14 | MASON, Jaiilyn | g | 0-2 | 0-2 | 0-0 | 0 | 1 | 1 | 1 | 0 | 1 | 0 | 0 | 0 | 0 | 13 |
| 25 | OBERG, Destinee | g | 0-0 | 0-0 | 0-0 | 0 | 0 | 0 | 0 | 0 | 0 | 0 | 0 | 0 | 0 | 1 |
| Team | | | | | | 0 | 0 | 0 | | | | | | | | |
| Totals | | | 25-57 | 10-26 | 7-10 | 2 | 16 | 18 | 19 | 67 | 11 | 9 | 3 | 6 | 200 | |
| 1st - FG %: | | | 6-15 | 40.0% | 2nd: 7-14 | 50.0% | 3rd: 6-15 | 40.0% | 4th: 6-13 | 46.2% | Game: 25-57 | | 43.9% | Deadball | | |
| 3FG %: | | | 2-8 | 25.0% | 3-7 | 42.9% | 2-6 | 33.3% | 3-5 | 60.0% | 10-26 | | 38.5% | Rebounds | | |
| FT %: | | | 0-1 | 0.0% | 1-2 | 50.0% | 2-3 | 66.7% | 4-4 | 100.0% | 7-10 | | 70.0% | 1 | | |

Texas A&M 69 • 18-9,1-9 SEC

| # | Player | | Total | | 3-Ptr | | Rebounds | | | PF | TP | A | TO | Blk | Stl | Min |
|-------------|----------------|---|--------|--------|-----------|--------|------------|--------|-----------|-------|-------------|-------|----------|-----|-----|-----|
| | | | FG-FGA | FT-FTA | FG-FGA | FT-FTA | Off | Def | Tot | | | | | | | |
| 31 | N'dea Jones | f | 1-7 | 0-0 | 3-4 | 4 | 9 | 13 | 3 | 5 | 2 | 3 | 0 | 0 | 29 | |
| 40 | Ciera Johnson | c | 6-8 | 0-0 | 1-4 | 2 | 5 | 7 | 4 | 13 | 1 | 3 | 0 | 2 | 31 | |
| 02 | Aaliyah Wilson | B | 6-13 | 2-3 | 0-0 | 1 | 9 | 10 | 2 | 14 | 2 | 2 | 2 | 0 | 32 | |
| 05 | Jordan Nixon | | 2-4 | 1-2 | 0-0 | 0 | 1 | 1 | 4 | 5 | 4 | 3 | 0 | 0 | 22 | |
| 11 | Kayla Wells | B | 7-13 | 1-2 | 6-8 | 1 | 4 | 5 | 3 | 21 | 4 | 3 | 0 | 0 | 39 | |
| 00 | Ella Tofaeono | | 1-1 | 0-0 | 0-0 | 1 | 0 | 1 | 0 | 2 | 1 | 0 | 0 | 0 | 5 | |
| 01 | Zaay Green | | 1-3 | 0-0 | 0-0 | 2 | 1 | 3 | 0 | 2 | 0 | 0 | 0 | 0 | 9 | |
| 03 | Destiny Pitts | | 0-2 | 0-1 | 0-0 | 2 | 0 | 2 | 0 | 0 | 1 | 1 | 0 | 0 | 14 | |
| 23 | McKinzie Green | | 2-3 | 0-0 | 0-0 | 0 | 0 | 0 | 0 | 4 | 1 | 0 | 0 | 0 | 14 | |
| 24 | Sahara Jones | | 0-0 | 0-0 | 0-0 | 0 | 0 | 0 | 0 | 0 | 0 | 0 | 0 | 0 | 1 | |
| 45 | Alexis Morris | | 1-2 | 0-0 | 1-2 | 0 | 1 | 1 | 0 | 3 | 1 | 2 | 0 | 0 | 4 | |
| Team | | | | | | 1 | 2 | 3 | | | | | | | | |
| Totals | | | | 27-56 | 4-8 | 11-18 | 14 | 32 | 46 | 16 | 69 | 17 | 17 | 2 | 2 | 200 |
| 1st - FG %: | | | 6-13 | 46.2% | 2nd: 4-15 | 26.7% | 3rd: 11-15 | 73.3% | 4th: 6-13 | 46.2% | Game: 27-56 | 48.2% | Deadball | | | |
| 3PG %: | | | 2-3 | 66.7% | 0-2 | 0.0% | 1-1 | 100.0% | 1-2 | 50.0% | 4-8 | 50.0% | Rebounds | | | |
| FT %: | | | 3-4 | 75.0% | 5-8 | 62.5% | 3-4 | 75.0% | 0-2 | 0.0% | 11-18 | 61.1% | 6 | | | |

Officials: Metta Christensen,Brian Garland,Roy Gulbeyan

Technical fouls: Arkansas-None. Texas A&M-None.

Attendance: 954

2020-21 Women's Basketball. Round: 0. Arkansas vs Texas A&M. Played at Reed Ar

| Score by periods | 1st | 2nd | 3rd | 4th | Total |
|------------------|-----|-----|-----|-----|-------|
| Arkansas | 14 | 18 | 16 | 19 | 67 |
| Texas A&M | 17 | 13 | 26 | 13 | 69 |



Official Basketball Box Score -- Game Totals -- Final Statistics
Ole Miss vs Arkansas
02/19/21 6:00 pm at Fayetteville, AR



Ole Miss 74 • 9-8,3-8 SEC

| # | Player | | Total | | 3-Ptr | | Rebounds | | | | | PF | TP | A | | | | Min |
|-------------|------------------|---|--------|--------|-----------|-------|-----------|-------|-----------|-------|-------------|-------|----------|-----|----|-----|--|-----|
| | | | FG-FGA | FG-FGA | FT-FTA | Off | Def | Tot | A | TO | Blk | | | Stl | | | | |
| 00 | Shakira Austin | f | 7-12 | 0-1 | 3-8 | 4 | 7 | 11 | 2 | 17 | 2 | 5 | 2 | 1 | 24 | | | |
| 05 | Snudda Collins | f | 1-6 | 1-5 | 2-2 | 0 | 2 | 2 | 1 | 5 | 0 | 1 | 0 | 0 | 24 | | | |
| 24 | Madison Scott | g | 7-9 | 0-0 | 3-3 | 5 | 5 | 10 | 3 | 17 | 0 | 0 | 2 | 2 | 32 | | | |
| 03 | Donnetta Johnson | g | 3-13 | 0-1 | 0-0 | 0 | 2 | 2 | 4 | 6 | 1 | 4 | 0 | 3 | 29 | | | |
| 04 | Valerie Nesbitt | g | 2-4 | 0-1 | 2-4 | 0 | 3 | 3 | 4 | 6 | 2 | 4 | 1 | 1 | 18 | | | |
| 02 | Mimi Reid | | 5-10 | 1-2 | 5-7 | 1 | 2 | 3 | 2 | 16 | 2 | 4 | 0 | 0 | 26 | | | |
| 15 | Caitlin McGee | | 0-1 | 0-0 | 3-4 | 3 | 0 | 3 | 3 | 3 | 1 | 0 | 0 | 0 | 13 | | | |
| 21 | Taylor Smith | | 0-2 | 0-0 | 0-0 | 0 | 1 | 1 | 1 | 0 | 0 | 0 | 0 | 0 | 6 | | | |
| 23 | Jacorrhia Bracey | | 0-0 | 0-0 | 0-0 | 0 | 0 | 0 | 0 | 1 | 0 | 0 | 0 | 0 | 0+ | | | |
| 25 | Tiya Douglas | | 1-3 | 0-1 | 0-0 | 2 | 0 | 2 | 4 | 2 | 0 | 0 | 0 | 1 | 22 | | | |
| 32 | Iyanla Kitchens | | 1-1 | 0-0 | 0-0 | 0 | 1 | 1 | 0 | 2 | 0 | 1 | 0 | 0 | 6 | | | |
| Team | | | | | | 1 | 0 | 1 | | | | | | | | | | |
| Totals | | | | 27-61 | 2-11 | 18-28 | 16 | 23 | 39 | 25 | 74 | 8 | 19 | 5 | 8 | 200 | | |
| 1st - FG %: | | | 7-15 | 46.7% | 2nd: 5-13 | 38.5% | 3rd: 7-16 | 43.8% | 4th: 8-17 | 47.1% | Game: 27-61 | 44.3% | Deadball | | | | | |
| 3FG %: | | | 1-2 | 50.0% | 1-4 | 25.0% | 0-3 | 0.0% | 0-2 | 0.0% | 2-11 | 18.2% | Rebounds | | | | | |
| FT %: | | | 0-2 | 0.0% | 10-11 | 90.9% | 1-2 | 50.0% | 7-13 | 53.8% | 18-28 | 64.3% | 4 | | | | | |

Arkansas 84 • 16-7,6-6 SEC

| # | Player | Total | | 3-Ptr | Rebounds | | | PF | TP | A | TO | Blk | Stl | Min | |
|---|------------------|--------|--------|--------|----------|-----|-----|----|----|----|----|-----|-----|-----|-----|
| | | FG-FGA | FT-FTA | FG-FGA | FT-FTA | Off | Def | | | | | | | | Tot |
| 24 | THOMAS, Taylah | f | 1-1 | 0-0 | 1-2 | 0 | 1 | 1 | 4 | 3 | 0 | 1 | 1 | 22 | |
| 14 | MASON, Jaiilyn | g | 1-3 | 1-3 | 0-0 | 0 | 6 | 6 | 3 | 3 | 0 | 4 | 1 | 33 | |
| 23 | RAMIREZ, Amber | g | 7-12 | 1-2 | 4-6 | 0 | 4 | 4 | 1 | 19 | 0 | 4 | 0 | 33 | |
| 33 | DUNGEE, Chelsea | g | 11-22 | 2-4 | 14-17 | 0 | 2 | 2 | 3 | 38 | 4 | 3 | 0 | 23 | |
| 43 | DANIELS, Makayla | g | 3-4 | 1-2 | 0-0 | 0 | 1 | 1 | 4 | 7 | 2 | 2 | 0 | 24 | |
| 01 | DAVIS, Marquesha | g | 2-3 | 0-0 | 3-3 | 0 | 3 | 3 | 3 | 7 | 0 | 0 | 0 | 21 | |
| 04 | BARNUM, Erynn | g | 2-3 | 0-0 | 3-5 | 1 | 3 | 4 | 3 | 7 | 1 | 1 | 0 | 21 | |
| 11 | LANGERMAN, Rylee | g | 0-0 | 0-0 | 0-0 | 0 | 0 | 0 | 0 | 0 | 0 | 0 | 0 | 0+ | |
| Team | | | | | | 1 | 3 | 4 | | | | | | | |
| Totals | | | 27-48 | 5-11 | 25-33 | 2 | 23 | 25 | 21 | 84 | 7 | 15 | 2 | 11 | 200 |
| 1st - FG %: 9-14 64.3% 2nd: 6-13 46.2% 3rd: 6-10 60.0% 4th: 6-11 54.5% Game: 27-48 56.3% Deadball | | | | | | | | | | | | | | | |
| 3FG %: 3-5 60.0% 1-4 25.0% 1-1 100.0% 0-1 0.0% 5-11 45.5% Rebounds | | | | | | | | | | | | | | | |
| FT %: 3-6 50.0% 4-4 100.0% 10-13 76.9% 8-10 80.0% 25-33 75.8% 4 | | | | | | | | | | | | | | | |

Officials: Eric Baker,Roy Gulbeyan,Cameron Inouye

Technical fouls: Ole Miss-None. Arkansas-None.

Attendance: 1966

2020-21 Women's Basketball. Round: 0. Arkansas vs Ole Miss. Played at Bud Walt

| Score by periods | 1st | 2nd | 3rd | 4th | Total |
|------------------|-----|-----|-----|-----|-------|
| Ole Miss | 15 | 21 | 15 | 23 | 74 |
| Arkansas | 24 | 17 | 23 | 20 | 84 |



Official Basketball Box Score -- Game Totals -- Final Statistics
Mississippi St. vs Arkansas
02/11/21 8:00 pm at Fayetteville, AR



Mississippi St. 80 • 8-6,3-5 SEC

| # | Player | | Total | | 3-Ptr | | Rebounds | | | PF | TP | A | TO | Blk | Stl | Min |
|-----------------|--------------------|---|--------|-----------|--------|------------|----------|-----------|-------|-------------|----|-------|---------------------|-----|-----|-----|
| | | | FG-FGA | FT-FTA | FG-FGA | FT-FTA | Off | Def | Tot | | | | | | | |
| 04 | Jessika Carter | f | 5-11 | 0-0 | 1-3 | 4 | 1 | 5 | 5 | 11 | 2 | 2 | 0 | 1 | 27 | |
| 05 | Rickea Jackson | f | 7-16 | 0-2 | 0-0 | 4 | 3 | 7 | 2 | 14 | 3 | 7 | 0 | 1 | 37 | |
| 01 | Myah Taylor | g | 8-16 | 5-12 | 1-2 | 1 | 5 | 6 | 0 | 22 | 7 | 2 | 0 | 1 | 37 | |
| 03 | Aliyah Matharu | g | 5-7 | 3-4 | 4-4 | 0 | 3 | 3 | 5 | 17 | 2 | 4 | 0 | 2 | 23 | |
| 21 | Madison Hayes | g | 3-4 | 2-2 | 0-0 | 2 | 3 | 5 | 1 | 8 | 0 | 0 | 1 | 0 | 31 | |
| 00 | Ja'Mya Mingo-Young | g | 2-4 | 1-2 | 0-1 | 0 | 1 | 1 | 2 | 5 | 2 | 1 | 0 | 1 | 20 | |
| 10 | Sidney Cooks | g | 0-1 | 0-1 | 0-0 | 0 | 1 | 1 | 1 | 0 | 0 | 0 | 0 | 0 | 8 | |
| 11 | Xaria Wiggins | g | 0-3 | 0-3 | 0-0 | 0 | 0 | 0 | 0 | 0 | 0 | 0 | 0 | 0 | 7 | |
| 20 | Yemiyah Morris | g | 0-0 | 0-0 | 0-0 | 0 | 0 | 0 | 1 | 0 | 0 | 1 | 0 | 0 | 3 | |
| 23 | Caterion Thompson | g | 1-1 | 1-1 | 0-0 | 0 | 1 | 1 | 1 | 3 | 0 | 0 | 0 | 0 | 7 | |
| Team | | | | | | 1 | 1 | 2 | | | | | | | | |
| Totals | | | | 31-63 | 12-27 | 6-10 | 12 | 19 | 31 | 18 | 80 | 16 | 18 | 1 | 6 | 200 |
| 1st - FG%: 6-16 | | | 37.5% | 2nd: 8-15 | 53.3% | 3rd: 10-16 | 62.5% | 4th: 7-16 | 43.8% | Game: 31-63 | | 49.2% | Deadball Rebounds 1 | | | |
| 3FG%: 4-8 | | | 50.0% | 3-8 | 37.5% | 3-5 | 60.0% | 2-6 | 33.3% | 12-27 | | 44.4% | | | | |
| FT %: 0-1 | | | 0.0% | 0-0 | 0.0% | 0-1 | 0.0% | 2-8 | 75.0% | 10-17 | | 58.8% | | | | |

Official Basketball Box Score -- Game Totals -- Final Statistics
Arkansas vs Auburn
02/25/21 8:00 pm at Auburn, AL

Arkansas 74 • 18-7,8-6 SEC

| # | Player | | Total | | 3-Ptr | | Rebounds | | | PF | TP | A TO Blk Stl | | | | Min |
|-----------|------------------|---|--------|--------|-----------|-------|-----------|-------|-----------|-------|-------------|--------------|-------|-----|----|----------------------|
| | | | FG-FTA | FG-FTA | FT-FTA | Off | Def | Tot | A | | | TO | Blk | Stl | | |
| 24 | THOMAS, Taylah | f | 1-2 | 0-0 | 1-1 | 0 | 4 | 4 | 2 | 3 | 0 | 1 | 2 | 1 | 21 | |
| 12 | SLOCUM, Destiny | g | 5-13 | 1-4 | 5-7 | 0 | 2 | 2 | 4 | 16 | 4 | 0 | 1 | 0 | 38 | |
| 23 | RAMIREZ, Amber | g | 5-13 | 5-10 | 0-0 | 0 | 3 | 3 | 3 | 15 | 0 | 1 | 0 | 1 | 34 | |
| 33 | DUNGEE, Chelsea | g | 5-13 | 1-4 | 5-7 | 0 | 4 | 4 | 2 | 16 | 1 | 7 | 0 | 0 | 38 | |
| 43 | DANIELS, Makayla | g | 4-6 | 2-3 | 1-1 | 0 | 2 | 2 | 4 | 11 | 2 | 1 | 1 | 0 | 22 | |
| 01 | DAVIS, Marquesha | g | 1-4 | 0-0 | 0-0 | 0 | 2 | 2 | 1 | 2 | 0 | 0 | 0 | 1 | 13 | |
| 04 | BARNUM, Erynn | g | 2-2 | 0-0 | 4-4 | 0 | 6 | 6 | 3 | 8 | 0 | 2 | 0 | 2 | 19 | |
| 14 | MASON, Jailyn | g | 1-5 | 1-2 | 0-0 | 0 | 2 | 2 | 0 | 3 | 0 | 0 | 0 | 1 | 15 | |
| Team | | | | | | | | | | | | | | | | |
| Totals | | | | 24-58 | 10-23 | 16-20 | 2 | 27 | 29 | 19 | 74 | 7 | 13 | 4 | 6 | 200 |
| 1st FG %: | | | 6-16 | 37.5% | 2nd: 4-14 | 28.6% | 3rd: 5-13 | 38.5% | 4th: 9-15 | 60.0% | Game: 24-58 | 41.4% | | | | Deadball Rebounds |
| 3FG %: | | | 2-7 | 28.6% | | 50.0% | | 1-3 | 33.3% | | 10-23 | 43.5% | | | | |
| FT %: | | | 0-0 | 0.0% | | 5-6 | 83.3% | | 7-9 | 77.8% | | 4-5 | 80.0% | | | |

Auburn 69 • 5-17,0-14 SEC

| | | Total | | 3-Ptr | | Rebounds | | | | | | | | | | |
|-----------|----------------------|-------|-------|-------|-------|----------|------|------|-------|------|------|-------|-------|-------|-------|----------|
| # | Player | FG | FTA | FG | FTA | Off | Def | Tot | PF | TP | A | TO | Blk | Stl | Min | |
| 20 | Unique Thompson | f | 7-17 | 0-0 | 8-10 | 3 | 15 | 18 | 3 | 22 | 3 | 7 | 0 | 1 | 36 | |
| 00 | Alycia Reese | g | 0-3 | 0-3 | 0-0 | 1 | 1 | 2 | 2 | 0 | 0 | 0 | 0 | 0 | 19 | |
| 05 | Aicha Coulibaly | g | 3-6 | 1-2 | 3-5 | 1 | 3 | 4 | 1 | 10 | 1 | 2 | 0 | 1 | 23 | |
| 22 | Alaina Rice | g | 3-9 | 1-3 | 0-1 | 3 | 3 | 6 | 4 | 7 | 1 | 3 | 0 | 2 | 35 | |
| 23 | Honesty Scott-Grayso | g | 7-17 | 0-2 | 4-5 | 1 | 5 | 6 | 4 | 18 | 1 | 1 | 3 | 1 | 38 | |
| 02 | Sania Wells | g | 4-6 | 2-4 | 2-4 | 0 | 3 | 3 | 1 | 12 | 1 | 0 | 0 | 0 | 25 | |
| 03 | Annie Hughes | g | 0-2 | 0-1 | 0-0 | 3 | 0 | 3 | 1 | 0 | 0 | 1 | 0 | 0 | 11 | |
| 13 | Kira Lowery | g | 0-0 | 0-0 | 0-0 | 0 | 3 | 3 | 0 | 0 | 0 | 2 | 0 | 0 | 13 | |
| Team | | | | | | 1 | 1 | 2 | | | 2 | | | | | |
| Totals | | | 24-60 | 4-15 | 17-25 | 13 | 34 | 47 | 16 | 69 | 7 | 18 | 3 | 5 | 200 | |
| 1st FG %: | | 4-16 | 25.0% | 2nd: | 9-15 | 60.0% | 3rd: | 7-13 | 53.8% | 4th: | 4-16 | 25.0% | Game: | 24-60 | 40.0% | Deadball |
| 3FG %: | | 1-5 | 20.0% | | 1-5 | 20.0% | | 2-3 | 66.7% | | 0-2 | 0.0% | | 4-15 | 26.7% | Rebounds |
| FT %: | | 1-4 | 25.0% | | 1-2 | 50.0% | | 6-8 | 75.0% | | 9-11 | 81.8% | | 17-25 | 68.0% | 4 |

Officials: Dawn Marsh,Roy Gulbeyan,Tina Napier

Technical fouls: Arkansas-None. Auburn-Honesty Scott-Grayso.

Attendance: 528

2020-21 Women's Basketball. Round: 0. Arkansas vs Auburn. Played at Auburn ARE

| Score by periods | 1st | 2nd | 3rd | 4th | Total |
|------------------|-----|-----|-----|-----|-------|
| Arkansas | 14 | 15 | 18 | 27 | 74 |
| Auburn | 10 | 20 | 22 | 17 | 69 |

Official Basketball Box Score -- Game Totals -- Final Statistics
Ole Miss vs Arkansas
03/04/21 8:30 pm at

Ole Miss 69 • 11-10,4-10 SEC

| | | Total | | 3-Ptr | | Rebounds | | | | | | | | | | | | |
|-----------|------------------|-------|--------|-------|-------|----------|--------|------|--------|------|------|--------|-------|-------|-------|----------|-----|-----|
| # | Player | | FG-FA | | FG-FA | | FT-FTA | | Off | Def | Tot | PF | TP | A | TO | Blk | Stl | Min |
| 00 | Shakira Austin | f | 10-16 | 0-0 | 9-9 | 0 | 13 | 13 | 2 | 29 | 3 | 3 | 3 | 0 | 0 | 0 | 33 | |
| 05 | Snudda Collins | f | 1-3 | 1-3 | 0-0 | 0 | 6 | 6 | 1 | 3 | 0 | 2 | 0 | 1 | 0 | 1 | 28 | |
| 24 | Madison Scott | f | 1-5 | 0-0 | 1-2 | 2 | 4 | 6 | 3 | 3 | 3 | 2 | 1 | 0 | 0 | 1 | 25 | |
| 02 | Mimi Reid | g | 1-2 | 0-0 | 0-0 | 0 | 2 | 2 | 0 | 2 | 3 | 1 | 0 | 1 | 0 | 1 | 25 | |
| 03 | Donnetta Johnson | g | 4-17 | 1-3 | 3-4 | 2 | 3 | 5 | 2 | 12 | 1 | 3 | 1 | 1 | 1 | 1 | 32 | |
| 04 | Valerie Nesbitt | | 1-4 | 0-0 | 4-4 | 2 | 2 | 4 | 2 | 6 | 1 | 1 | 0 | 0 | 0 | 0 | 16 | |
| 15 | Caitlin McGee | | 3-4 | 0-0 | 0-0 | 1 | 1 | 2 | 3 | 6 | 1 | 1 | 0 | 0 | 0 | 0 | 14 | |
| 23 | Jacorriah Bracey | | 3-5 | 1-3 | 0-0 | 1 | 2 | 3 | 1 | 7 | 0 | 1 | 0 | 0 | 0 | 0 | 21 | |
| 32 | Iyanla Kitchens | | 0-1 | 0-0 | 1-2 | 1 | 0 | 1 | 3 | 1 | 0 | 0 | 0 | 0 | 0 | 0 | 6 | |
| Team | | | | | | 1 | 5 | 6 | | | | | | | | | | |
| Totals | | | 24-57 | 3-9 | 18-21 | 10 | 38 | 48 | 17 | 69 | 12 | 14 | 5 | 3 | 0 | 0 | 200 | |
| 1st FG %: | | 6-18 | 33.3% | 2nd: | 5-13 | 38.5% | 3rd: | 7-12 | 58.3% | 4th: | 6-14 | 42.9% | Game: | 24-57 | 42.1% | Deadball | | |
| 3FG %: | | 1-4 | 25.0% | | 1-3 | 33.3% | | 1-1 | 100.0% | | 0-1 | 0.0% | | 3-9 | 33.3% | Rebounds | | |
| FT %: | | 4-4 | 100.0% | | 5-6 | 83.3% | | 5-7 | 71.4% | | 4-4 | 100.0% | | 18-21 | 85.7% | 2 | | |

Arkansas 60 • 19-8,9-6 SEC

| # | Player | Total | | 3-Ptr | | Rebounds | | | PF | TP | A TO Blk Stl | | | | Min |
|---|------------------|--------|--------|--------|------|----------|-----|----|----|----|--------------|-----|-----|---|-----|
| | | FG-FTA | FG-FGA | FT-FTA | Off | Def | Tot | A | | | TO | Blk | Stl | | |
| 24 | THOMAS, Taylah | f | 0-0 | 0-0 | 2-2 | 3 | 0 | 3 | 3 | 2 | 0 | 1 | 2 | 1 | 15 |
| 12 | SLOCUM, Destiny | g | 5-11 | 2-7 | 1-2 | 2 | 3 | 5 | 2 | 13 | 4 | 1 | 0 | 1 | 37 |
| 23 | RAMIREZ, Amber | g | 4-18 | 2-9 | 0-0 | 1 | 3 | 4 | 0 | 10 | 2 | 0 | 0 | 0 | 36 |
| 33 | DUNGEE, Chelsea | g | 9-24 | 3-11 | 1-3 | 0 | 1 | 1 | 2 | 22 | 1 | 5 | 1 | 3 | 36 |
| 43 | DANIELS, Makayla | g | 2-9 | 0-4 | 3-4 | 0 | 5 | 5 | 4 | 7 | 1 | 1 | 0 | 0 | 34 |
| 01 | DAVIS, Marquesha | g | 0-0 | 0-0 | 0-0 | 0 | 1 | 1 | 0 | 0 | 0 | 0 | 0 | 1 | 6 |
| 04 | BARNUM, Erynn | g | 2-4 | 0-0 | 2-4 | 2 | 5 | 7 | 2 | 6 | 0 | 1 | 0 | 0 | 25 |
| 14 | MASON, Jailyn | g | 0-2 | 0-0 | 0-0 | 0 | 2 | 2 | 2 | 0 | 0 | 1 | 0 | 0 | 11 |
| Team | | | | | | 3 | 3 | 6 | | | | | | | |
| Totals | | | 22-68 | 7-31 | 9-15 | 11 | 23 | 34 | 15 | 60 | 8 | 10 | 3 | 6 | 200 |
| 1st FG %: 2-17 11.8% 2nd: 9-19 47.4% 3rd: 8-15 53.3% 4th: 3-17 17.6% Game: 22-68 32.4% Deadball | | | | | | | | | | | | | | | |
| 3FG %: 1-7 14.3% 3-9 33.3% 1-4 25.0% 2-11 18.2% FT %: 7-31 22.6% Rebounds | | | | | | | | | | | | | | | |
| FT %: 2-4 50.0% 0-2 0.0% 7-9 77.8% 0-0 0.0% | | | | | | | | | | | | | | | |

Officials: Jesse Dickerson,Felicia Grinter,Beverly Roberts

Technical fouls: Ole Miss-None. Arkansas-None.

Attendance: 912

2020-21 Women's Basketball. Round: 0. Arkansas vs Ole Miss. Played at:

| Score by periods | 1st | 2nd | 3rd | 4th | Total |
|------------------|-----|-----|-----|-----|-------|
| Ole Miss | 17 | 16 | 20 | 16 | 69 |
| Arkansas | 7 | 21 | 24 | 8 | 60 |

Official Basketball Box Score -- Game Totals -- Final Statistics
Alabama vs Arkansas
02/28/21 5:00 pm at Fayetteville, AR

Alabama 76 • 15-8,8-8 SEC

| # | Player | | Total | | 3-Ptr | | Rebounds | | | PF | TP | A TO Blk Stl | | | | Min |
|---|-------------------|---|--------|--------|--------|-------|----------|-----|----|----|----|--------------|-----|-----|----|-----|
| | | | FG-FTA | FG-FGA | FT-FTA | Off | Def | Tot | A | | | TO | Blk | Stl | | |
| 22 | Ariyah Copeland | f | 7-14 | 0-0 | 4-6 | 4 | 9 | 13 | 0 | 18 | 3 | 4 | 1 | 0 | 30 | |
| 40 | Jasmine Walker | f | 4-14 | 1-6 | 3-4 | 4 | 5 | 9 | 0 | 12 | 2 | 3 | 0 | 0 | 33 | |
| 01 | Megan Abrams | g | 3-6 | 0-1 | 2-4 | 0 | 2 | 2 | 3 | 8 | 1 | 2 | 0 | 1 | 23 | |
| 03 | Jordan Lewis | g | 5-11 | 3-5 | 2-3 | 1 | 3 | 4 | 1 | 15 | 2 | 1 | 0 | 0 | 34 | |
| 05 | Hannah Barber | g | 4-9 | 1-4 | 0-0 | 0 | 3 | 3 | 1 | 9 | 3 | 1 | 0 | 1 | 35 | |
| 04 | Taylor Sutton | g | 1-2 | 1-1 | 0-0 | 0 | 1 | 1 | 1 | 3 | 0 | 0 | 0 | 0 | 8 | |
| 11 | Destiny Rice | g | 5-8 | 0-1 | 1-2 | 1 | 2 | 3 | 2 | 11 | 0 | 0 | 1 | 1 | 15 | |
| 12 | Allie Craig Cruce | g | 0-0 | 0-0 | 0-0 | 1 | 1 | 2 | 0 | 0 | 0 | 0 | 0 | 0 | 8 | |
| 15 | Myra Gordon | g | 0-1 | 0-1 | 0-0 | 0 | 2 | 2 | 1 | 0 | 2 | 0 | 0 | 0 | 14 | |
| Team | | | | | | 1 | 1 | 2 | | | | 1 | | | | |
| Totals | | | | 29-65 | 6-19 | 12-19 | 12 | 29 | 41 | 9 | 76 | 13 | 12 | 2 | 3 | 200 |
| 1st FG %: 7-16 43.8% 2nd: 9-19 47.4% 3rd: 6-16 37.5% 4th: 7-14 50.0% Game: 29-65 44.6% Deadball | | | | | | | | | | | | | | | | |
| 3FG %: 1-6 16.7% FT %: 2-2 100.0% 1-1 100.0% 5-9 55.6% 4-7 57.1% 6-19 31.6% 12-19 63.2% 4 | | | | | | | | | | | | | | | | |

Arkansas 94 • 19-7,9-6 SEC

| # | Player | Total | | 3-Ptr | | Rebounds | | | PF | TP | A TO Blk Stl | | | | Min |
|--|------------------|--------|--------|--------|--------|----------|-----|-----|----|----|--------------|----|-----|-----|-----|
| | | FG-FGA | FT-FTA | FG-FGA | FT-FTA | Off | Def | Tot | | | A | TO | Blk | Stl | |
| 24 | THOMAS, Taylah | f | 1-2 | 0-1 | 0-0 | 1 | 2 | 3 | 2 | 2 | 0 | 1 | 3 | 0 | 25 |
| 12 | SLOCUM, Destiny | g | 6-8 | 4-4 | 1-1 | 1 | 2 | 3 | 3 | 17 | 7 | 3 | 0 | 1 | 33 |
| 23 | RAMIREZ, Amber | g | 12-19 | 8-14 | 3-4 | 0 | 3 | 3 | 0 | 35 | 2 | 1 | 0 | 0 | 36 |
| 33 | DUNGEE, Chelsea | g | 7-20 | 4-10 | 2-2 | 0 | 2 | 2 | 4 | 20 | 3 | 1 | 0 | 2 | 34 |
| 43 | DANIELS, Makayla | g | 4-10 | 3-8 | 4-5 | 0 | 9 | 9 | 1 | 15 | 1 | 0 | 0 | 2 | 32 |
| 01 | DAVIS, Marquesha | g | 1-2 | 0-1 | 0-0 | 0 | 0 | 0 | 0 | 2 | 1 | 0 | 1 | 0 | 7 |
| 04 | BARNUM, Erynn | g | 0-1 | 0-0 | 0-0 | 1 | 5 | 6 | 2 | 0 | 1 | 2 | 2 | 0 | 14 |
| 11 | LANGERMAN, Rylee | g | 0-0 | 0-0 | 0-0 | 0 | 0 | 0 | 0 | 0 | 0 | 0 | 0 | 0 | 1 |
| 13 | Grayce Spangler | g | 0-0 | 0-0 | 0-0 | 0 | 0 | 0 | 0 | 0 | 0 | 0 | 0 | 0 | 1 |
| 14 | MASON, Jaiilyn | g | 0-1 | 0-0 | 0-0 | 0 | 1 | 1 | 0 | 1 | 0 | 0 | 0 | 0 | 14 |
| 22 | HUGHES, Avery | g | 0-0 | 0-0 | 3-3 | 0 | 0 | 0 | 0 | 3 | 0 | 0 | 0 | 0 | 1 |
| 25 | OBERG, Destinee | g | 0-0 | 0-0 | 0-0 | 0 | 0 | 0 | 0 | 0 | 0 | 0 | 0 | 0 | 1 |
| 30 | WEAVER, Macy | g | 0-0 | 0-0 | 0-0 | 0 | 0 | 0 | 0 | 0 | 0 | 0 | 0 | 0 | 1 |
| | Team | | | | | 1 | 2 | 3 | | | | | | | |
| Totals | | | 31-63 | 19-39 | 13-15 | 4 | 27 | 31 | 13 | 94 | 16 | 8 | 6 | 5 | 200 |
| 1st- FG %: 9-18 50.0% 2nd- 7-13 53.8% 3rd- 6-17 35.3% 4th- 9-15 60.0% Game: 31-63 49.2% Deadball | | | | | | | | | | | | | | | |
| 3FG %: 9-14 64.3% 6-11 54.5% 2-4 50.0% 9-6 50.0% 19-39 48.7% Rebounds | | | | | | | | | | | | | | | |
| FT %: 9-9 100% 2-2 100% 2-2 100% 6-7 85.7% 85.7% 19-39 48.2% 86.7% | | | | | | | | | | | | | | | |