



# 2021-22 RECORD BOOK

# TABLE OF CONTENTS

## TABLE OF CONTENTS

|                      |       |
|----------------------|-------|
| 2020-21 Roster ..... | 3-4   |
| Player Pages .....   | 5-24  |
| 2020-21 Stats .....  | 25-36 |
| Double-Doubles ..... | 37    |

## RECORDS AND STATS

|                                |       |
|--------------------------------|-------|
| Individual Records .....       | 39-40 |
| 1,000-Point Scorers .....      | 41-44 |
| Annual Team Stats .....        | 45    |
| Yearly Leaders .....           | 46-49 |
| Career Records .....           | 50-52 |
| Season Records .....           | 53-55 |
| Individual Game Records .....  | 56-57 |
| Team Game Records .....        | 58-60 |
| Team Game Top 10 .....         | 61    |
| Team Season Records .....      | 62-63 |
| Team Season Top 10 .....       | 64-65 |
| Class Records .....            | 66    |
| Bud Walton Arena Records ..... | 67-68 |
| Barnhill Arena .....           | 69    |
| Coaching Records .....         | 70-71 |
| Coach & Staff .....            | 72    |

## RAZORBACK HISTORY

|   |         |
|---|---------|
| Notes .....                             | 74-78   |
| 30 Greatest Games .....                 | 79-81   |
| Exhibition Game History .....           | 82      |
| SEC Tournament Records .....            | 83-84   |
| NCAA Tournament History .....           | 85-107  |
| WNIT Tournament History .....           | 108-123 |
| All-Time Rosters .....                  | 124-135 |
| Year By Year Results .....              | 136-150 |
| All Time Series Records .....           | 151-163 |
| Schedule Notes .....                    | 164     |
| SEC Opening Game Notes .....            | 165     |
| SEC Standings .....                     | 166-167 |
| SWC Standings .....                     | 168     |
| Series History versus Conferences ..... | 169     |
| By The Numbers .....                    | 170     |
| Letterwinners .....                     | 171     |
| By Hometowns .....                      | 172-173 |
| Team Captains .....                     | 174     |

## HONORS AND AWARDS

|                            |         |
|----------------------------|---------|
| All-Americans .....        | 176     |
| All-SEC Honors .....       | 177-179 |
| All-SWC Honors .....       | 180     |
| Other Honors .....         | 181     |
| All-Tournament Teams ..... | 182     |
| In The Pros .....          | 183     |
| In The Classroom .....     | 184-185 |
| In the Polls .....         | 186-187 |
| Halls of Honor/Fame .....  | 188-205 |

**REVIEW**  
**12**

**26**  
**RECORDS**

**HISTORY**  
**62**

## GENERAL INFORMATION

|   |                           |
|---|---------------------------|
| Location .....                                  | Fayetteville, Arkansas    |
| Founded .....                                   | March 31, 1871            |
| Enrollment .....                                | 27,558                    |
| Nickname .....                                  | Razorbacks                |
| Colors .....                                    | Cardinal and White        |
| Home Arena (capacity) .....                     | Bud Walton Arena (19,200) |
| Bud Walton Arena Press Row .....                | 479-575-6622              |
| Affiliation / Conference .....                  | NCAA / Division I / SEC   |
| President (Arkansas System) .....               | Dr. Donald R. Bobbitt     |
| Chancellor .....                                | Dr. Joseph E. Steinmetz   |
| Vice Chancellor and Director of Athletics ..... | Hunter Yurachek           |
| Senior Associate AD / SWA .....                 | Derita Radcliffe-Dawkins  |
| Ticket Office Phone .....                       | 1-800-982-HOGS (4647)     |

## COACHING STAFF

|   |   |
|---|---|
| Head Coach .....                                  | Mike Neighbors (Arkansas, 1993; 5th Season)           |
| Record at Arkansas/Career .....                   | 78-50 (4)/176-91 (8)                                  |
| Associate Head Coach .....                        | Todd Schaefer (Thomas More College, 1995; 5th Season) |
| Assistant Coach .....                             | Pauline Love (Southern Miss, 2010; 5th Season)        |
| Assistant Coach .....                             | Lacey Goldwire (Oklahoma State, 2010; 2nd Season)     |
| Director of Operations .....                      | Amber Shirey (Arkansas, 1992; 29th Seasons)           |
| Director of Student-Athlete Devel. ...            | C'eira Ricketts (Arkansas, 2015, 5th Season)          |
| Special Assistant to the HC/Director of Video ... | Jeff Brazil (Arkansas, 2010; 15th Season)             |

## TEAM HISTORY

|   |                      |
|---|----------------------|
| First Year of Basketball .....  | 1976-77              |
| All-Time Record .....   | 820-517 (.613)       |
| All-Time Home Record .....  | 456-152 (44 seasons) |
| All-Time Record at Bud Walton Arena .....   | 297-121 (27 seasons) |
| NCAA Appearances (11) / Last, 2021 / Wright State, L, 62-66, NCAA Riverwalk Region, First Round |                      |
| WNIT Appearances (12) / Last, 2019 / TCU, L, 78-82, WNIT Semifinal                              |                      |
| Last NCAA Opponent .....  | Wright State         |

## TEAM INFORMATION

|                                   |                                  |
|-----------------------------------|----------------------------------|
| 2020-21 Overall Record .....      | 19-9 (H: 12-1   A: 6-5   N: 1-3) |
| 2020-21 SEC Record / Finish ..... | 9-6 (H: 6-1   A: 3-5) / T5th     |
| Starters Returning / Lost .....   | 2/3                              |
| Letterwinners Returning .....     | 8                                |
| Newcomers .....                   | 6                                |

## SOCIAL MEDIA INFORMATION

|                             |                           |
|-----------------------------|---------------------------|
| Facebook .....              | Facebook.com/RazorbackWBB |
| Twitter and Instagram ..... | @RazorbackWBB             |
| YouTube .....               | Youtube.com/ArkRazorbacks |

## COMMUNICATIONS OFFICE

|  |                            |
|--|----------------------------|
| Associate Director / WBB Contact ..... | Mario Bravante             |
| Cell Phone .....                       | 559-967-2614               |
| E-Mail .....                           | bravante@uark.edu          |
| Athletics Website .....                | www.ArkansasRazorbacks.com |

## RADIO INFORMATION

|                              |                                 |
|------------------------------|---------------------------------|
| Radio Station .....          | Razorback Sports Network        |
| Play-by-Play Announcer ..... | Phil Elson (501-231-1000)       |
| Color Analyst .....          | Erin Portmann (Home Games Only) |





# 2021-22 @RAZORBACKWBB



**Marquesha Davis**  
Jr | 6-0 | G  
McGehee, Ark.




**Samara Spencer**  
Fr | 5-7 | G  
Fort Lauderdale, Fla.



**Elauna Eaton**  
RFr | 6-0 | G  
Helena, Ark.



**Erynn Barnum**  
RJr | 6-2 | F  
Little Rock, Arkansas



**Rylee Langerman**  
So | 5-9 | G  
Norman, Okla.



**Sasha Goforth**  
So | 6-1 | G  
Fayetteville, Arkansas



**Ashlyn Sage**  
Fr | 6-2 | G  
Weatherford, Okla.



**Avery Hughes**  
So | 5-7 | G  
Bentonville, Ark.



**Amber Ramirez**  
RSr | 5-9 | G  
San Antonio, Texas



**Jersey Wolfenbarger**  
Fr | 6-5 | G/F  
Fort Smith, Ark.



**Destinee Oberg**  
Jr | 6-3 | C  
Burnsville, Minnesota



**Maryam Dauda**  
Fr | 6-4 | F  
Bentonville, Ark.



**Makayla Daniels**  
Jr | 5-9 | G  
Frederick, Md.



**Emrie Ellis**  
Fr | 6-3 | F  
Vanoss, Okla.



**Mike Neighbors**  
Head Coach  
Fifth Season



**Todd Schaefer**  
Associate Head Coach  
Fifth Season



**Pauline Love**  
Assistant Coach  
Fifth Season



**Lacey Goldwire**  
Assistant Coach  
Third Season



**Amber Shirey**  
Director of Operations



**C'eira Ricketts**  
Director of SA Development



**Jeff Brazil**  
Special Assistant to the HC



**Simone Rush**  
Athletic Trainer

# 2021-22 @RAZORBACKWBB

## NUMERICAL

| NO. | NAME                | POS | HT  | CL   | HOMETOWN/PREVIOUS SCHOOL                        | TWITTER          |
|-----|---------------------|-----|-----|------|---|------------------|
| 1   | Marquesha Davis     | F   | 6-0 | Jr   | McGehee, Ark./Springdale HS                     | @MarqueshaDavis  |
| 2   | Samara Spencer      | G   | 5-7 | Fr   | Fort Lauderdale, Fla./St. Thomas Aquinas HS     | @samaraaspencher |
| 3   | Elauna Eaton        | G   | 6-0 | RFr  | Helena, Ark./Nettleton HS                       | @ElaunaEaton23   |
| 4   | Erynn Barnum        | F   | 6-2 | RJr  | Little Rock, Ark./LR Central HS                 | @erynnbee_       |
| 11  | Rylee Langerman     | G   | 5-9 | So   | Norman, Okla./Christian Heritage HS             | @rylang2         |
| 13  | Sasha Goforth       | G   | 6-1 | So   | Fayetteville, Ark./Fayetteville HS/Oregon State | @goforthsasha    |
| 15  | Ashlyn Sage         | G   | 6-2 | Fr   | Weatherford, Okla./Weatherford HS               | @AshlynSage15    |
| 22  | Avery Hughes        | G   | 5-7 | Jr   | Bentonville, Ark./Bentonville HS                | @averyhughes00   |
| 23  | Amber Ramirez       | G   | 5-9 | RSr* | San Antonio, Texas/Wagner HS/TCU                | @yungram_        |
| 24  | Jersey Wolfenbarger | G   | 6-5 | Fr   | Fort Smith, Ark./Northside HS                   | @JerseyWolf4     |
| 25  | Destinee Oberg      | C   | 6-3 | Jr   | Burnsville, Minn./John F. Kennedy HS            | @Destineeoberg   |
| 30  | Maryam Dauda        | F   | 6-4 | Fr   | Bentonville, Ark./Bentonville HS                | @Maryamdauda30   |
| 43  | Makayla Daniels     | G   | 5-8 | Jr   | Frederick, Md./Frederick HS                     | @MakaylaDaniels5 |
| 55  | Emrie Ellis         | F   | 6-3 | Fr   | Vanoss, Okla./Vanoss HS                         | @EllisEmrie      |

## COACHING STAFF

| Title                          | Name            | Year        | Alma Mater                |
|--------------------------------|-----------------|-------------|---------------------------|
| Head Coach                     | Mike Neighbors  | 5th Season  | Arkansas, 1993            |
| Associate Head Coach           | Todd Schaefer   | 5th Season  | Thomas More College, 1995 |
| Assistant Coach                | Pauline Love    | 5th Season  | Southern Miss, 2010       |
| Assistant Coach                | Lacey Goldwire  | 3rd Season  | Washington, 2017          |
| Director of Operations         | Amber Shirey    | 34th Season | Arkansas, 1992            |
| Special Assistant to the HC    | Jeff Brazil     | 15th Season | Arkansas, 2010            |
| Dir. of Student-Athlete Devel. | C'eira Ricketts | 5th Season  | Arkansas, 2015            |

## ELIGIBILITY

| Seniors (1)   | Juniors (5)     | Sophomores (2)  | Freshmen (6)        |
|---------------|-----------------|-----------------|---------------------|
| Amber Ramirez | Erynn Barnum    | Sasha Goforth   | Maryam Dauda        |
|               | Makayla Daniels | Rylee Langerman | Elauna Eaton        |
|               | Marquesha Davis |                 | Emrie Ellis         |
|               | Avery Hughes    |                 | Ashlyn Sage         |
|               | Destinee Oberg  |                 | Samara Spencer      |
|               |                 |                 | Jersey Wolfenbarger |

## ALPHABETICAL

| NO. | NAME                | POS | HT  | CL   | HOMETOWN/PREVIOUS SCHOOL                    |
|-----|---------------------|-----|-----|------|---|
| 4   | Erynn Barnum        | F   | 6-2 | RJr  | Little Rock, Ark./LR Central HS             |
| 43  | Makayla Daniels     | G   | 5-8 | Jr   | Frederick, Md./Frederick HS                 |
| 30  | Maryam Dauda        | F   | 6-4 | Fr   | Bentonville, Ark./Bentonville HS            |
| 1   | Marquesha Davis     | G   | 6-0 | Jr   | McGehee, Ark./Springdale HS                 |
| 3   | Elauna Eaton        | G   | 6-0 | RFr  | Helena, Ark./Nettleton HS                   |
| 55  | Emrie Ellis         | F   | 6-3 | Fr   | Vanoss, Okla./Vanoss HS                     |
| 13  | Sasha Goforth       | G   | 6-0 | So   | Fayetteville, Ark./Fayetteville HS          |
| 22  | Avery Hughes        | G   | 5-7 | Jr   | Bentonville, Ark./Bentonville HS            |
| 11  | Rylee Langerman     | G   | 5-9 | So   | Norman, Okla./Christian Heritage HS         |
| 25  | Destinee Oberg      | C   | 6-3 | Jr   | Burnsville, Minn./John F. Kennedy HS        |
| 23  | Amber Ramirez       | G   | 5-9 | RSr* | San Antonio, Texas/Wagner HS/TCU            |
| 15  | Ashlyn Sage         | G   | 6-2 | Fr   | Weatherford, Okla./Weatherford HS           |
| 2   | Samara Spencer      | G   | 5-7 | Fr   | Fort Lauderdale, Fla./St. Thomas Aquinas HS |
| 24  | Jersey Wolfenbarger | G   | 6-5 | Fr   | Fort Smith, Ark./Northside HS               |

## BY STATE

|                     |                 |
|---------------------|-----------------|
| <b>ARKANSAS</b>     |                 |
| Erynn Barnum        | Little Rock     |
| Maryam Dauda        | Bentonville     |
| Marquesha Davis     | McGehee         |
| Elauna Eaton        | Helena          |
| Sasha Goforth       | Fayetteville    |
| Avery Hughes        | Bentonville     |
| Jersey Wolfenbarger | Fort Smith      |
| <b>FLORIDA</b>      |                 |
| Samara Spencer      | Fort Lauderdale |
| <b>MARYLAND</b>     |                 |
| Makayla Daniels     | Frederick       |
| <b>MINNESOTA</b>    |                 |
| Destinee Oberg      | Burnsville      |
| <b>OKLAHOMA</b>     |                 |
| Emrie Ellis         | Vanoss          |
| Rylee Langerman     | Norman          |
| Ashlyn Sage         | Weatherford     |
| <b>TEXAS</b>        |                 |
| Amber Ramirez       | San Antonio     |

## FA-NETIK PRONUNCIATIONS

|    |               |
|----|---------------|
| 1  | Mar-QWEE-Shuh |
| 2  | Suh-MARE-uh   |
| 30 | DOW-duh       |
| 55 | em-REE        |





### **THE SPLASH SISTER**

Now entering her third season on the Hill, Amber Ramirez will be the unquestioned leader for the Hogs during the 2021–22 season. The Splash Sister is up to the task – Ramirez finished the season last year averaging 13.5 points per game on 43 percent shooting. The coaches in the league took notice, as Ramirez was named to the Preseason All–SEC Second Team. The honor was the first from the league office in her career, and she was the only Hog to be placed on either of the preseason teams. Ramirez was often at her best when the stakes were their highest a season ago. Her best showings of the 2020–21 season came in the Hogs' two biggest games, as she was instrumental in the Razorbacks' signature wins over Baylor and UConn. In the Baylor win, Ramirez went for 23 points, 16 of which came in the second half. Against UConn, the Splash Sister was at it again, going for 22 points, hitting five of her 10 three–point attempts. She was also once again lethal from deep – her 77 threes were the 11th most in the nation, while her 43.5 percent mark from deep was the 15th best mark in the NCAA



# AMBER RAMIREZ - RSR - 23 - G - SAN ANTONIO, TEXAS



## CAREER HIGHS

|           |    |              |          |
|-----------|----|--------------|----------|
| Points    | 35 | Alabama      | 2-28-21  |
| FG Made   | 12 | Alabama      | 2-28-21  |
| FG Att    | 20 | Tennessee    | 2-20-20  |
| 3FG Made  | 11 | SE Louisiana | 12-10-17 |
| 3FG Att   | 17 | SE Louisiana | 12-10-17 |
| FT Made   | 9  | Oklahoma     | 3-3-18   |
| FT Att    | 10 | Oklahoma     | 3-3-18   |
| Off. Reb. | 2  | Auburn       | 1-31-21  |
| Def. Reb. | 8  | Wisconsin    | 11-30-19 |
| Rebounds  | 9  | Wisconsin    | 11-30-19 |
| Assists   | 7  | at Kentucky  | 2-15-18  |
| Blocks    | 3  | @ No. 4 SC   | 1-18-21  |
| Steals    | 5  | UT Martin    | 12-29-19 |
| Minutes   | 45 | @ Missouri   | 2-2-20   |

## AS A REDSHIRT SENIOR (2020-21)

Started 27 of 28 games in year two with Arkansas ... Averaged 13.5 points, 2.9 rebounds, 1.5 assists, 1.1 steals, 32.1 minutes per game in SEC Play ... 43.0 FG %, 43.5 3FG %, 80.1 FT % ... 21 games in double figures, five games with 20+ ... Her 77 threes made is tied for the eighth best single-season mark in program history ... Her 43.5 percentage mark from deep is the third best mark in a single-season in program history ... Now owns two of the top three best percentage marks from deep over a single season in program history ... Hit five or more threes in seven games this season ... Had five such games in SEC Play ... Exploded on senior day against Alabama, scoring a career-high 35 points ... Did so on 12-19 shooting, including 8-14 from beyond the arc ... Scored 23 points and pulled down six rebounds in the Baylor win ... Was named College Sports Madness National Player of the Week following that performance ... 16 of those points came after halftime ... Was also huge in the UConn win, going for 22 points ... Scored 19 in the Hogs' win over Auburn at home ... Added 21 more points in Arkansas' close loss at Texas A&M ... Made six threes in Arkansas' win at SMU ... Scored 17 against Mizzou at home before scoring 17 on the Tigers on the road.

## AS A REDSHIRT JUNIOR (2019-20)

Was great during her first season on the Hill, starting all 32 games for Head Coach Mike Neighbors ... Averaged 14.7 points, 3.2 rebounds, 1.9 assists, 1.1 steals, 33.1 minutes per game ... 44.2 FG %, 44.7 3FG %, 92.3 FT % ... 22 games in double figures, seven games with 20+, five of which came during SEC play ... Went for 25 against Auburn, hitting a season-high seven threes ... Dropped a season-high 29 points against Tennessee ... Went for 24 in Arkansas' comeback win over Missouri, including 13 in the second half ... Averaging 15.9 points, 2.9 rebounds, 1.7 assists, 0.9 steals per game in SEC play ... Finished sixth in the SEC in scoring over the conference schedule ... Led the league in conference play in three-pointers made (50) and three-point percentage (.463) ... Led the league in average minutes played in conference only games (35.9) ... Finished second in the NCAA in three pointers made (106) ... Finished ninth in the NCAA in three point percentage (.447) ... Her three-point percentage is now the new single-season program record ... Her 106 threes made is also a single season program record, breaking Wendi Willits' record, which had stood at Arkansas for over 20 years ... Scored her 1,000th career-point against Auburn in the first round of the SEC Tournament, becoming one of just 29 Hogs to ever cross the 1,000-point threshold.

## AS A JUNIOR (2018-19)

Amber Ramirez redshirted the 2018-19 season due to NCAA transfer rules.

## AT TCU

TCU career spanned two seasons where she played in 59 games and averaged 9.6 points per game, including 10.4 ppg in 2017-18, helping the Horned Frogs reach the semifinals of the WNIT ... Shot 39.1% overall and 38.2% from beyond the arc ... Increased her assist production from 32 as a freshman to 103 as a sophomore.

## CAREER STATS

| CAREER STATS |       |      |      |     |           |      |    |             |      |    |             |      |     |              |     |     |     |    |     |     |     |     |     |      |      |
|--------------|-------|------|------|-----|-----------|------|----|-------------|------|----|-------------|------|-----|--------------|-----|-----|-----|----|-----|-----|-----|-----|-----|------|------|
| Year         | GP-GS | Min  | Avg  | FG  | Total FGA | Pct  | FG | 3-Point FGA | Pct  | FT | F-Throw FTA | Pct  | Off | Rebounds Def | Tot | Avg | PF  | FO | Ast | TO  | Blk | Stl | Pts | Avg  |      |
| 2016-17      | 23-5  | 559  | 24.3 | 67  | 196       | .342 | 39 | 106         | .368 | 17 | 20          | .850 | 1   | 45           | 46  | 2.0 | 35  | 0  | 32  | 27  | 11  | 15  | 190 | 8.3  |      |
| 2017-18      | 36-23 | 896  | 24.9 | 131 | 311       | .421 | 65 | 166         | .392 | 48 | 56          | .857 | 5   | 63           | 68  | 1.9 | 21  |    | 103 | 57  | 4   | 30  | 375 | 10.4 |      |
| TCU Stats*   |       |      |      |     |           |      |    |             |      |    |             |      |     |              |     |     |     |    |     |     |     |     |     |      |      |
| 2019-20      | 32-32 | 1045 | 32.7 |     | 164-371   | .442 |    | 106-237     | .447 |    | 36-39       | .923 |     | 8            | 93  | 101 | 3.2 | 27 | 0   | 60  | 31  | 10  | 36  | 470  | 14.7 |
| 2020-21      | 27-27 | 867  | 32.1 |     | 123-286   | .430 |    | 77-177      | .435 |    | 42-52       | .808 |     | 6            | 72  | 78  | 2.9 | 38 | 0   | 41  | 33  | 5   | 30  | 365  | 13.5 |
| TOTAL        | 59-59 | 1912 | 32.4 |     | 287-657   | .437 |    | 183-414     | .442 |    | 78-91       | .857 |     | 14           | 165 | 179 | 3.0 | 65 | 0   | 101 | 64  | 15  | 66  | 835  | 14.2 |



## Arkansas Razorbacks Arkansas Individual Game-by-Game (as of Mar 29, 2021) All games



### #23 RAMIREZ, Amber

| Opponent          | Date     | gs | min | Total | fg      | fga  | 3pt    | 3ptfga | Free throws | ft   | ftfga | Rebounds | off | def | tot | avg | pf | a | tk | blk  | stl  | pts | avg  |
|-------------------|----------|----|-----|-------|---------|------|--------|--------|-------------|------|-------|----------|-----|-----|-----|-----|----|---|----|------|------|-----|------|
| ORAL ROBERTS      | 11/25/20 | *  | 22  | 1-10  | .100    | 1-6  | .167   | 0-0    | .000        | 0    | 0     | 0        | 0   | 0   | 0   | 0.0 | 2  | 1 | 3  | 0    | 2    | 3   | 3.0  |
| vs Wake Forest    | 11/27/20 | *  | 33  | 9-11  | .818    | 4-6  | .667   | 0-0    | .000        | 0    | 3     | 1.5      | 3   | 2   | 0   | 0   | 0  | 0 | 0  | 0    | 0    | 22  | 12.5 |
| at FGCU           | 11/28/20 | *  | 33  | 3-8   | .375    | 2-4  | .500   | 4-4    | 1.000       | 0    | 2     | 2        | 1.7 | 3   | 0   | 3   | 0  | 1 | 12 | 12.3 |      |     |      |
| vs Maryland       | 11/29/20 | *  | 27  | 1-6   | .167    | 1-4  | .250   | 1-2    | .500        | 0    | 4     | 4        | 2.3 | 1   | 3   | 0   | 0  | 1 | 4  | 10.3 |      |     |      |
| LA-MONROE         | 12/03/20 | *  | 24  | 3-5   | .600    | 3-5  | .600   | 2-2    | 1.000       | 0    | 1     | 1        | 2.0 | 0   | 3   | 0   | 0  | 3 | 11 | 10.4 |      |     |      |
| BAYLOR            | 12/06/20 | *  | 32  | 7-14  | .500    | 2-3  | .667   | 7-8    | .875        | 0    | 6     | 6        | 2.7 | 1   | 0   | 1   | 0  | 1 | 23 | 12.5 |      |     |      |
| at SMU            | 12/09/20 | *  | 25  | 6-14  | .429    | 6-14 | .429   | 0-0    | .000        | 0    | 2     | 2        | 2.6 | 0   | 2   | 0   | 0  | 0 | 18 | 13.3 |      |     |      |
| CENTRAL ARK.      | 12/13/20 | *  | 24  | 5-8   | .625    | 4-6  | .667   | 0-0    | .000        | 0    | 2     | 2        | 2.5 | 0   | 5   | 0   | 0  | 1 | 14 | 13.4 |      |     |      |
| at Little Rock    | 12/19/20 | *  | 35  | 3-6   | .500    | 3-6  | .500   | 1-2    | .500        | 1    | 1     | 2        | 2.4 | 2   | 0   | 0   | 0  | 1 | 10 | 13.0 |      |     |      |
| ARK-PINE BLUFF    | 12/21/20 | *  | 15  | 1-3   | .333    | 0-2  | .000   | 0-0    | .000        | 0    | 3     | 3        | 2.5 | 0   | 1   | 2   | 0  | 1 | 2  | 11.9 |      |     |      |
| at Kentucky       | 12/31/20 | *  | 38  | 4-11  | .364    | 3-8  | .375   | 0-0    | .000        | 1    | 2     | 3        | 2.5 | 2   | 1   | 0   | 1  | 1 | 11 | 11.8 |      |     |      |
| MISSOURI          | 01/03/21 | *  | 32  | 4-12  | .333    | 2-6  | .333   | 7-8    | .875        | 0    | 4     | 4        | 2.7 | 1   | 2   | 2   | 0  | 0 | 17 | 12.3 |      |     |      |
| at Tennessee      | 01/07/21 | *  | 33  | 5-10  | .500    | 3-4  | .750   | 2-2    | 1.000       | 0    | 3     | 3        | 2.7 | 2   | 1   | 1   | 0  | 1 | 15 | 12.5 |      |     |      |
| FLORIDA           | 01/14/21 | *  | 34  | 3-7   | .429    | 3-6  | .500   | 3-4    | .750        | 0    | 3     | 3        | 2.7 | 2   | 0   | 1   | 0  | 1 | 12 | 12.4 |      |     |      |
| at South Carolina | 01/18/21 | *  | 33  | 4-7   | .571    | 0-0  | .000   | 2-2    | 1.000       | 0    | 3     | 3        | 2.7 | 2   | 0   | 1   | 3  | 0 | 10 | 12.3 |      |     |      |
| at Georgia        | 01/25/21 | *  | 25  | 0-4   | .000    | 0-3  | .000   | 2-2    | 1.000       | 0    | 2     | 2        | 2.7 | 1   | 3   | 1   | 0  | 0 | 2  | 11.6 |      |     |      |
| UCONN             | 01/28/21 | *  | 39  | 8-16  | .500    | 5-10 | .500   | 1-2    | .500        | 0    | 2     | 2        | 2.6 | 2   | 1   | 0   | 0  | 0 | 22 | 12.2 |      |     |      |
| AUBURN            | 01/31/21 | *  | 37  | 7-17  | .412    | 5-15 | .333   | 0-0    | .000        | 2    | 2     | 4        | 2.7 | 3   | 0   | 0   | 1  | 0 | 19 | 12.6 |      |     |      |
| at Missouri       | 02/04/21 | *  | 35  | 6-11  | .545    | 5-7  | .714   | 0-0    | .000        | 0    | 2     | 2        | 2.7 | 2   | 4   | 0   | 0  | 1 | 17 | 12.8 |      |     |      |
| at Texas A&M      | 02/07/21 | *  | 38  | 7-15  | .467    | 5-10 | .500   | 2-2    | 1.000       | 0    | 1     | 1        | 2.6 | 3   | 0   | 0   | 1  | 0 | 21 | 13.3 |      |     |      |
| MISSISSIPPI ST.   | 02/11/21 | *  | 40  | 5-7   | .714    | 2-2  | 1.000  | 0-0    | .000        | 0    | 3     | 3        | 2.6 | 0   | 0   | 2   | 0  | 1 | 12 | 13.2 |      |     |      |
| OLE MISS          | 02/19/21 | *  | 40  | 7-12  | .583    | 1-2  | .500   | 4-6    | .667        | 0    | 4     | 4        | 2.7 | 1   | 0   | 4   | 0  | 3 | 19 | 13.5 |      |     |      |
| at LSU            | 02/21/21 | *  | 34  | 0-8   | .000    | 0-6  | .000   | 0-0    | .000        | 1    | 5     | 6        | 2.8 | 1   | 1   | 3   | 0  | 1 | 0  | 12.9 |      |     |      |
| at Auburn         | 02/25/21 | *  | 34  | 5-13  | .385    | 5-10 | .500   | 0-0    | .000        | 0    | 3     | 3        | 2.8 | 3   | 0   | 0   | 1  | 0 | 15 | 13.0 |      |     |      |
| ALABAMA           | 02/28/21 | *  | 36  | 12-19 | .632    | 8-14 | .571   | 3-4    | .750        | 0    | 3     | 3        | 2.8 | 0   | 2   | 1   | 0  | 0 | 35 | 13.8 |      |     |      |
| vs Ole Miss       | 03/04/21 | *  | 36  | 4-18  | .222    | 2-9  | .222   | 0-0    | .000        | 1    | 3     | 4        | 2.9 | 0   | 2   | 0   | 0  | 0 | 10 | 13.7 |      |     |      |
| vs Wright St.     | 03/22/21 | *  | 33  | 3-14  | .214    | 2-9  | .222   | 1-2    | .500        | 0    | 3     | 3        | 2.9 | 2   | 2   | 4   | 0  | 0 | 9  | 13.5 |      |     |      |
| Totals            |          |    | 27  | 867   | 123-286 | .430 | 77-177 | .435   | 42-52       | .808 | 6     | 72       | 78  | 2.9 | 38  | 41  | 33 | 5 | 30 | 365  | 13.5 |     |      |

Games played: 27  
Minutes/game: 32.1  
Points/game: 13.5  
FG Pct: 43.0  
3FG Pct: 43.5  
FT Pct: 80.8

Rebounds/game: 2.9  
Assists/game: 1.5  
Turnovers/game: 1.2  
Assist/turnover ratio: 1.2  
Steals/game: 1.1  
Blocks/game: 0.2



## @RazorbackWBB STATISTICS AR Individual Game-by-Game (as of Mar 09, 2020) All games



### #23 RAMIREZ, Amber

| Opponent               | Date     | gs | min | Total  |         | 3-Pointers |         | Free throws |       | Rebounds |     |     | avg | pf  | a  | tk | blk | stl | pts  | avg   |
|------------------------|----------|----|-----|--------|---------|------------|---------|-------------|-------|----------|-----|-----|-----|-----|----|----|-----|-----|------|-------|
|                        |          |    |     | fg-fga | pct     | 3fg-fga    | pct     | ft-fa       | pct   | off      | def | tot |     |     |    |    |     |     |      |       |
| NEW ORLEANS            | 11/08/19 | *  | 30  | 4-10   | .400    | 4-9        | .444    | 0-0         | .000  | 0        | 0   | 0   | 0.0 | 0   | 2  | 2  | 0   | 0   | 4    | 12.0  |
| MCNEESE                | 11/11/19 | *  | 23  | 4-11   | .364    | 1-4        | .250    | 4-4         | 1.000 | 0        | 3   | 3   | 1.5 | 0   | 2  | 0  | 0   | 0   | 13   | 12.5  |
| ORAL ROBERTS           | 11/14/19 | *  | 26  | 6-14   | .429    | 5-11       | .455    | 1-1         | 1.000 | 0        | 2   | 2   | 1.7 | 1   | 0  | 0  | 0   | 0   | 18   | 14.3  |
| STONY BROOK            | 11/17/19 | *  | 29  | 8-11   | .727    | 6-9        | .667    | 4-4         | 1.000 | 0        | 2   | 2   | 1.8 | 1   | 2  | 0  | 0   | 0   | 26   | 17.3  |
| BELMONT                | 11/20/19 | *  | 22  | 2-7    | .286    | 1-4        | .250    | 0-0         | .000  | 0        | 2   | 2   | 1.8 | 0   | 0  | 0  | 0   | 1   | 5    | 14.8  |
| at California          | 11/24/19 | *  | 39  | 6-15   | .400    | 2-6        | .333    | 1-1         | 1.000 | 1        | 4   | 5   | 2.3 | 1   | 1  | 2  | 0   | 1   | 15   | 14.8  |
| vs Fordham             | 11/29/19 | *  | 37  | 4-16   | .250    | 4-10       | .400    | 2-2         | 1.000 | 0        | 5   | 5   | 2.7 | 0   | 3  | 3  | 2   | 14  | 14.7 |       |
| vs Wisconsin           | 11/30/19 | *  | 38  | 5-15   | .333    | 5-10       | .500    | 0-0         | .000  | 1        | 8   | 9   | 3.5 | 1   | 1  | 0  | 0   | 0   | 15   | 14.8  |
| KANSAS ST.             | 12/07/19 | *  | 35  | 3-8    | .375    | 2-5        | .400    | 1-2         | .500  | 0        | 7   | 7   | 3.9 | 1   | 5  | 2  | 0   | 1   | 9    | 14.1  |
| TULSA                  | 12/11/19 | *  | 24  | 1-7    | .143    | 1-5        | .200    | 2-2         | 1.000 | 1        | 3   | 4   | 3.9 | 0   | 4  | 1  | 1   | 1   | 5    | 13.2  |
| NORTHWESTERN ST.       | 12/15/19 | *  | 23  | 7-12   | .583    | 7-12       | .583    | 0-0         | .000  | 0        | 2   | 2   | 3.7 | 0   | 2  | 0  | 0   | 2   | 21   | 13.9  |
| LITTLE ROCK            | 12/21/19 | *  | 30  | 4-11   | .364    | 4-8        | .500    | 0-0         | .000  | 0        | 4   | 4   | 3.8 | 1   | 3  | 1  | 0   | 2   | 12   | 13.8  |
| UT MARTIN              | 12/29/19 | *  | 29  | 5-8    | .625    | 4-7        | .571    | 0-0         | .000  | 2        | 3   | 5   | 3.8 | 0   | 2  | 0  | 0   | 5   | 14   | 13.8  |
| TEXAS A&M              | 01/02/20 | *  | 35  | 4-16   | .250    | 3-9        | .333    | 3-3         | 1.000 | 0        | 2   | 2   | 3.7 | 1   | 2  | 0  | 0   | 1   | 14   | 13.8  |
| at Auburn              | 01/05/20 | *  | 34  | 9-18   | .500    | 7-14       | .500    | 0-0         | .000  | 0        | 4   | 4   | 3.7 | 1   | 1  | 1  | 0   | 1   | 25   | 14.5  |
| at #4/5 South Carolina | 01/09/20 | *  | 34  | 3-9    | .474    | 2-7        | .286    | 0-0         | .000  | 0        | 2   | 2   | 3.6 | 1   | 0  | 0  | 0   | 0   | 20   | 14.5  |
| MISSOURI               | 01/12/20 | *  | 34  | 3-7    | .429    | 2-5        | .400    | 0-0         | .000  | 0        | 3   | 3   | 3.6 | 2   | 0  | 0  | 0   | 1   | 8    | 14.5  |
| at Vanderbilt          | 01/19/20 | *  | 27  | 6-6    | 1.000   | 4-4        | 1.000   | 2-2         | 1.000 | 1        | 1   | 2   | 3.5 | 0   | 2  | 0  | 0   | 2   | 18   | 14.7  |
| GEORGIA                | 01/23/20 | *  | 39  | 2-11   | .182    | 1-5        | .200    | 2-2         | 1.000 | 0        | 5   | 5   | 3.6 | 2   | 0  | 3  | 1   | 0   | 7    | 14.3  |
| FLORIDA                | 01/26/20 | *  | 39  | 5-8    | .625    | 1-2        | .500    | 1-2         | .500  | 0        | 4   | 4   | 3.6 | 1   | 4  | 1  | 0   | 0   | 12   | 14.2  |
| at Alabama             | 01/30/20 | *  | 39  | 7-16   | .438    | 3-10       | .300    | 5-6         | .833  | 0        | 2   | 2   | 3.5 | 1   | 0  | 1  | 0   | 2   | 22   | 14.5  |
| at Mizzou              | 2/2/20   | *  | 45  | 10-18  | .556    | 29         | .222    | 2-2         | 1.000 | 1        | 3   | 4   | 3.5 | 0   | 1  | 1  | 0   | 1   | 24   | 15.0  |
| SOUTH CAROLINA         | 02/06/20 | *  | 36  | 3-11   | .273    | 2-5        | .400    | 0-0         | .000  | 1        | 2   | 3   | 3.5 | 2   | 4  | 0  | 1   | 0   | 8    | 14.7  |
| KENTUCKY               | 02/09/20 | *  | 35  | 3-6    | .500    | 2-4        | .500    | 0-0         | .000  | 0        | 4   | 4   | 3.5 | 2   | 5  | 1  | 0   | 1   | 8    | 14.4  |
| at Ole Miss            | 02/16/20 | *  | 34  | 6-8    | .750    | 3-5        | .600    | 2-2         | 1.000 | 0        | 4   | 4   | 3.6 | 2   | 0  | 1  | 0   | 1   | 17   | 14.5  |
| TENNESSEE              | 02/20/20 | *  | 38  | 11-20  | .550    | 5-9        | .556    | 2-2         | 1.000 | 0        | 3   | 3   | 3.5 | 1   | 2  | 0  | 0   | 3   | 29   | 15.0  |
| at Florida             | 02/23/20 | *  | 37  | 6-11   | .545    | 5-7        | .714    | 0-0         | .000  | 0        | 1   | 1   | 3.4 | 0   | 1  | 3  | 1   | 0   | 17   | 15.1  |
| at Mississippi St.     | 02/27/20 | *  | 34  | 6-10   | .600    | 6-10       | .600    | 0-0         | .000  | 0        | 2   | 2   | 3.4 | 0   | 1  | 1  | 0   | 0   | 18   | 15.2  |
| LSU                    | 03/01/20 | *  | 34  | 2-4    | .500    | 2-3        | .667    | 2-2         | 1.000 | 0        | 2   | 2   | 3.3 | 1   | 4  | 2  | 0   | 1   | 8    | 15.0  |
| vs Auburn              | 03/05/20 | *  | 31  | 3-14   | .214    | 3-14       | .214    | 0-0         | .000  | 0        | 1   | 1   | 3.3 | 1   | 3  | 0  | 0   | 3   | 9    | 14.8  |
| vs Texas A&M           | 03/06/20 | *  | 32  | 4-11   | .364    | 1-6        | .167    | 0-0         | .000  | 0        | 2   | 2   | 3.2 | 0   | 0  | 1  | 0   | 0   | 9    | 14.6  |
| vs South Carolina      | 03/07/20 | *  | 32  | 6-12   | .500    | 6-9        | .667    | 0-0         | .000  | 0        | 1   | 1   | 3.2 | 3   | 3  | 1  | 1   | 0   | 18   | 14.1  |
| Totals                 |          |    | 32  | 1059   | 164.371 | 442        | 106.237 | 447         | 36.39 | .923     | 8   | 93  | 101 | 3.2 | 27 | 60 | 31  | 10  | 36   | 470.4 |



## ERYNN BARNUM - RJR - 4 - F - LITTLE ROCK, ARKANSAS



### EB – EASY BUCKETS

Erynn Barnum, now a redshirt junior, is the oldest of the native Arkansas bunch. After an extremely successful season coming off the bench in 2020–21, she is poised to breakout. Barnum flashed in several games last year, showcasing her unique playing style that led to lots and lots of buckets. The Little Rock product had several big games during conference play, highlighted by her 15–point outburst in the team’s narrow loss to Georgia. Despite being pitted against a premier big on the other end of the floor in Jenna Staiti, Barnum dominated the matchup, hitting 7–10 of her shots in just under 20 minutes of time on the floor. Barnum reached double figures in nine games a season ago, and notched her only double–double of the season against UAPB, dropping in 13 points while pulling down 10 rebounds. Despite fewer minutes and being the shorter big in nearly every matchup, Barnum can be a force defensively, as she has paced the Hogs in blocks in back–to–back seasons.



# ERYNN BARNUM - RJR - 4 - F - LITTLE ROCK, ARKANSAS



## CAREER HIGHS

|              |    |              |           |
|--------------|----|--------------|-----------|
| Points       | 17 | ULM          | 12-3-20   |
| FG Made      | 7  | @ No. 22 UGA | 1-25-21*  |
| FG Att       | 12 | Georgia      | 1-23-20   |
| 3FG Made     | 1  | UAPB         | 12-21-20* |
| 3FG Att      | 3  | UAPB         | 12-21-20  |
| FT Made      | 8  | UT Martin    | 12-29-19  |
| FT Att       | 12 | Oral Roberts | 11-25-20  |
| Off. Reb.    | 4  | Tulsa        | 12-11-19  |
| Def. Reb.    | 8  | ULM          | 12-3-20*  |
| Rebounds     | 12 | Tulsa        | 12-11-19  |
| Assists      | 2  | Auburn       | 1-31-21   |
| Blocks       | 4  | Little Rock  | 12-21-19* |
| Steals       | 2  | @ No. 7 TAMU | 2-7-21    |
| Minutes      | 25 | vs. Ole Miss | 3-4-21*   |
| Most Recent* |    |              |           |

## AS A REDSHIRT SOPHOMORE (2020-21)

Was a force off the bench for the Hogs in her second season ... Averaged 7.7 points, 4.6 rebounds, 0.4 assists, 0.8 steals, 16.2 minutes per game ... 58.6 FG %, 14.3 3FG %, 50.6 FT % ... Nine games scoring in double figures, one game with double figure rebounds ... Five games scoring in double-figures in conference only games ... Fifth on the team in scoring despite playing just over 16 minutes per game ... Led the team in blocks for the second straight season (23) ... Went for 12 points against LSU on the road ... Scored 15 points in Arkansas' near loss at Georgia, hitting seven of her 10 shots ... Made all four of her shots at Texas A&M in a 10-point performance ... Added 13 more at South Carolina ... Notched her second career double-double against Arkansas-Pine Bluff ... Went for nine points against Mississippi State, including a perfect 3/3 from the foul line ... Scored 12 points and pulled down five rebounds in Arkansas' win over Wake Forest ... Went for a career-high 17 points in the Hogs' win over Louisiana Monroe.

## AS A REDSHIRT FRESHMAN (2019-20)

Played well in her debut season on the Hill, seeing the floor in 27 games ... Averaged 5.0 points, 4.0 rebounds, 1.0 blocks, 0.6 steals, 11.4 minutes per game ... 51.0 FG %, 42.9 3FG %, 59.6 FT % ... Four games in double figures ... Tallied her first-career double-double against Tulsa, going for 14 points and 12 rebounds ... Followed it up by going for 14 points against Northwestern State ... Swatted four shots against Little Rock, the most by a Hog freshman since 2017 ... Led the Hogs with 14 points against Georgia ... Led the Hogs in blocks as a redshirt freshman, turning away 28 shots.

## PRIOR TO ARKANSAS

Played for head coach Michael Green at LRC ... A 6-2 forward, led the Tigers to a 19-10 record as a senior ... Averaged 19.4 points, 7.4 rebounds, 2.2 steals and 1.8 assists per game in her final year ... Played her club ball for Ed Durham and the Arkansas Mavs Joe Johnson Elite team ... Honors include a pair of all-state selections in 2017 and 2018, all-conference selections in 2016 and 2017, all-tournament team at the Fayetteville Lady Bulldog Classic, M.V.P. honors at the Camden Fairview Holiday Classic, Channel 7 Full Court Nominee, The Downtown Tip Off Club Outstanding Player of The Month, participation in the Metro Classic Game, and selection to the Mike Conley Jr. All-Star Game.

## CAREER STATS

| Season  | gp-gs |    | min/avg |      | Total fg-fga |      | 3-Point fg-fga |      | F-Throws ft-fta |      | Rebounds |     |     |     |    | Scoring |     |
|---------|-------|----|---------|------|--------------|------|----------------|------|-----------------|------|----------|-----|-----|-----|----|---------|-----|
|         | gp    | gs | min     | avg  | fg           | pct  | fg             | pct  | ft              | pct  | off      | def | tot | avg | pf | pts     | avg |
| 2019-20 | 27    | 0  | 304     | 11.3 | 50           | .510 | 3              | .429 | 31              | .596 | 31       | 76  | 107 | 4.0 | 26 | 134     | 5.0 |
| 2020-21 | 28    | 0  | 454     | 16.2 | 85           | .586 | 1              | .143 | 44              | .506 | 34       | 94  | 128 | 4.6 | 56 | 215     | 7.7 |
| TOTAL   | 55    | 0  | 758     | 13.8 | 135          | .556 | 4              | .286 | 75              | .540 | 65       | 170 | 235 | 4.3 | 82 | 349     | 6.3 |



## Arkansas Razorbacks Arkansas Individual Game-by-Game (as of Mar 29, 2021) All games



### #04 BARNUM, Erynn

| Opponent          | Date     | gs | min  | Total  |      | 3-Pointers |      | Free throws |      | Rebounds |     |     |     |     | pts | avg |     |      |     |
|-------------------|----------|----|------|--------|------|------------|------|-------------|------|----------|-----|-----|-----|-----|-----|-----|-----|------|-----|
|                   |          |    |      | fg     | pct  | 3fg        | pct  | ft          | pct  | off      | def | tot | avg | blk |     |     | stl |      |     |
| ORAL ROBERTS      | 11/25/20 | 16 | 5-10 | 500    | 0-2  | .000       | 4-12 | 333         | 1    | 3        | 4   | 4.0 | 0   | 1   | 0   | 1   | 14  | 14.0 |     |
| vs Wake Forest    | 11/27/20 | 16 | 4-6  | .667   | 0-0  | .000       | 4-6  | .667        | 0    | 5        | 5   | 4.5 | 2   | 1   | 1   | 2   | 12  | 13.0 |     |
| at FGCU           | 11/28/20 | 17 | 3-4  | .750   | 0-0  | .000       | 3-6  | .500        | 1    | 3        | 4   | 4.3 | 1   | 0   | 1   | 0   | 9   | 11.7 |     |
| vs Maryland       | 11/29/20 | 13 | 1-4  | .250   | 0-0  | .000       | 2-2  | 1.000       | 3    | 2        | 5   | 4.5 | 3   | 0   | 2   | 2   | 0   | 4    | 9.8 |
| LA-MONROE         | 12/03/20 | 16 | 7-9  | .778   | 0-0  | .000       | 3-5  | .600        | 0    | 8        | 8   | 5.2 | 0   | 1   | 1   | 0   | 17  | 11.2 |     |
| BAYLOR            | 12/06/20 | 16 | 0-4  | .000   | 0-0  | .000       | 0-2  | .000        | 1    | 1        | 2   | 4.7 | 4   | 0   | 1   | 1   | 0   | 9.3  |     |
| at SMU            | 12/09/20 | 15 | 3-6  | .500   | 0-1  | .000       | 1-1  | 1.000       | 1    | 7        | 8   | 5.1 | 1   | 1   | 3   | 2   | 7   | 9.0  |     |
| CENTRAL ARK.      | 12/13/20 | 14 | 2-5  | .400   | 0-1  | .000       | 3-3  | 1.000       | 1    | 5        | 6   | 5.3 | 1   | 1   | 1   | 3   | 7   | 8.8  |     |
| at Little Rock    | 12/19/20 | 20 | 4-8  | .500   | 0-0  | .000       | 0-2  | .000        | 0    | 6        | 6   | 5.3 | 4   | 0   | 1   | 2   | 0   | 8.7  |     |
| ARK-PINE BLUFF    | 12/21/20 | 20 | 4-9  | .444   | 1-3  | .333       | 4-8  | .500        | 3    | 7        | 10  | 5.8 | 2   | 1   | 1   | 1   | 13  | 9.1  |     |
| at Kentucky       | 12/31/20 | 20 | 5-6  | .833   | 0-0  | .000       | 1-2  | .500        | 2    | 3        | 5   | 5.7 | 3   | 0   | 1   | 1   | 11  | 9.3  |     |
| MISSOURI          | 01/03/21 | 24 | 2-5  | .400   | 0-0  | .000       | 1-6  | .167        | 4    | 2        | 6   | 5.8 | 2   | 1   | 1   | 1   | 0   | 5    | 8.9 |
| at Tennessee      | 01/07/21 | 9  | 0-3  | .000   | 0-0  | .000       | 0-0  | .000        | 1    | 2        | 3   | 5.5 | 2   | 0   | 2   | 0   | 0   | 8.2  |     |
| TEXAS A&M         | 01/10/21 | 17 | 3-5  | .600   | 0-0  | .000       | 0-2  | .000        | 0    | 3        | 3   | 5.4 | 1   | 0   | 0   | 0   | 6   | 8.1  |     |
| FLORIDA           | 01/14/21 | 4  | 1-1  | 1.000  | 0-0  | .000       | 0-0  | .000        | 0    | 0        | 0   | 5.0 | 3   | 0   | 0   | 0   | 0   | 2    | 7.7 |
| at South Carolina | 01/18/21 | 16 | 6-10 | .600   | 0-0  | .000       | 1-1  | 1.000       | 2    | 1        | 3   | 4.9 | 3   | 0   | 0   | 1   | 10  | 13.0 |     |
| at Georgia        | 01/25/21 | 21 | 7-10 | .700   | 0-0  | .000       | 1-1  | 1.000       | 2    | 2        | 4   | 4.8 | 3   | 0   | 0   | 1   | 2   | 15.4 |     |
| UCONN             | 01/28/21 | 11 | 2-4  | .500   | 0-0  | .000       | 0-1  | .000        | 0    | 2        | 2   | 4.8 | 3   | 0   | 2   | 0   | 1   | 4    | 8.2 |
| AUBURN            | 01/31/21 | 14 | 2-3  | .667   | 0-0  | .000       | 0-1  | .000        | 0    | 0        | 0   | 4.5 | 3   | 2   | 1   | 0   | 0   | 4    | 7.9 |
| at Missouri       | 02/04/21 | 12 | 3-3  | 1.000  | 0-0  | .000       | 0-2  | .000        | 1    | 2        | 3   | 4.5 | 0   | 0   | 1   | 2   | 6   | 7.9  |     |
| at Texas A&M      | 02/07/21 | 20 | 4-4  | 1.000  | 0-0  | .000       | 2-4  | .500        | 0    | 3        | 3   | 4.4 | 2   | 0   | 2   | 1   | 3   | 10.0 |     |
| MISSISSIPPI ST.   | 02/11/21 | 14 | 3-4  | .750   | 0-0  | .000       | 3-3  | 1.000       | 1    | 3        | 4   | 4.4 | 1   | 0   | 0   | 0   | 9   | 8.0  |     |
| OLE MISS          | 02/19/21 | 21 | 2-3  | .667   | 0-0  | .000       | 3-5  | .600        | 1    | 3        | 4   | 4.3 | 3   | 1   | 1   | 0   | 2   | 7.0  |     |
| at LSU            | 02/21/21 | 14 | 5-8  | .625   | 0-0  | .000       | 2-4  | .500        | 2    | 2        | 4   | 4.3 | 1   | 0   | 0   | 0   | 12  | 8.1  |     |
| at Auburn         | 02/25/21 | 19 | 2-2  | 1.000  | 0-0  | .000       | 4-4  | 1.000       | 0    | 6        | 6   | 4.4 | 3   | 0   | 2   | 0   | 2   | 8.1  |     |
| ALABAMA           | 02/28/21 | 14 | 0-1  | .000   | 0-0  | .000       | 0-0  | .000        | 1    | 5        | 6   | 4.5 | 2   | 1   | 2   | 2   | 0   | 0    | 7.8 |
| vs Ole Miss       | 03/04/21 | 25 | 2-4  | .500   | 0-0  | .000       | 2-4  | .500        | 2    | 5        | 7   | 4.6 | 2   | 0   | 1   | 0   | 0   | 6    | 7.7 |
| vs Wright St.     | 03/22/21 | 16 | 3-4  | .750   | 0-0  | .000       | 0-0  | .000        | 0    | 2        | 3   | 4.6 | 1   | 0   | 3   | 1   | 1   | 6    | 7.7 |
| Totals            |          | 0  | 454  | 85-145 | .586 | 1-7        | .143 | 44-87       | .506 | 34       | 94  | 128 | 4.6 | 56  | 11  | 30  | 23  | 215  | 7.7 |

Games played: 28  
Minutes/game: 16.2  
Points/game: 7.7  
FG Pct: 58.6  
3FG Pct: 14.3  
FT Pct: 50.6

Rebounds/game: 4.6  
Assists/game: 0.4  
Turnovers/game: 1.1  
Assist/turnover ratio: 0.4  
Steals/game: 0.8  
Blocks/game: 0.8



## @RazorbackWBB STATISTICS AR Individual Game-by-Game (as of Mar 09, 2020) All games



### #04 BARNUM, Erynn

| Opponent               | Date     | gs | min  | Total |      | 3-Pointers |      | Free throws |      | Rebounds |     |     |     |    | pf | pts | avg |     |     |     |
|------------------------|----------|----|------|-------|------|------------|------|-------------|------|----------|-----|-----|-----|----|----|-----|-----|-----|-----|-----|
|                        |          |    |      | fg    | pct  | 3fg        | pct  | ft          | pct  | off      | def | tot | avg | a  |    |     |     | blk | stl |     |
| NEW ORLEANS            | 11/08/19 | 6  | 1-2  | .500  | 0-0  | .000       | 2-4  | .500        | 2    | 1        | 3   | 3.0 | 0   | 0  | 0  | 4   | 4.0 |     |     |     |
| MONROE                 | 11/11/19 | 16 | 5-9  | .556  | 0-0  | .000       | 1-2  | .500        | 1    | 5        | 6   | 4.5 | 2   | 0  | 0  | 2   | 11  | 7.5 |     |     |
| ORAL ROBERTS           | 11/14/19 | 17 | 2-4  | .500  | 0-0  | .000       | 5-9  | .556        | 3    | 3        | 6   | 5.0 | 2   | 1  | 0  | 1   | 9   | 8.0 |     |     |
| STONY BROOK            | 11/17/19 | 17 | 0-1  | .000  | 0-0  | .000       | 3-4  | .750        | 1    | 8        | 9   | 6.0 | 1   | 0  | 0  | 1   | 3   | 6.8 |     |     |
| BELMONT                | 11/20/19 | 14 | 3-3  | 1.000 | 0-0  | .000       | 0-0  | .000        | 3    | 5        | 8   | 6.4 | 1   | 0  | 1  | 2   | 0   | 6   | 6.6 |     |
| at California          | 11/24/19 | 3  | 2-2  | 1.000 | 0-0  | .000       | 0-1  | .000        | 0    | 1        | 1   | 5.5 | 1   | 0  | 0  | 0   | 0   | 4   | 6.2 |     |
| vs Fordham             | 11/29/19 | 7  | 1-1  | 1.000 | 0-0  | .000       | 0-0  | .000        | 0    | 1        | 1   | 4.9 | 0   | 0  | 0  | 0   | 1   | 2   | 5.6 |     |
| KANSAS ST.             | 12/07/19 | 9  | 0-1  | .000  | 0-0  | .000       | 2-2  | 1.000       | 1    | 1        | 2   | 4.5 | 1   | 0  | 0  | 2   | 2   | 5.1 |     |     |
| TULSA                  | 12/11/19 | 25 | 6-9  | .667  | 0-0  | .000       | 2-6  | .333        | 4    | 8        | 12  | 5.3 | 2   | 1  | 1  | 2   | 1   | 14  | 6.1 |     |
| NORTHWESTERN ST.       | 12/15/19 | 13 | 5-7  | .714  | 0-0  | .000       | 4-4  | 1.000       | 2    | 6        | 8   | 5.6 | 1   | 0  | 0  | 2   | 0   | 14  | 6.9 |     |
| LITTLE ROCK            | 12/21/19 | 14 | 1-4  | .250  | 0-0  | .000       | 2-3  | .667        | 1    | 5        | 6   | 5.6 | 2   | 0  | 0  | 4   | 1   | 4   | 6.6 |     |
| UT MARTIN              | 12/29/19 | 14 | 0-2  | .000  | 0-0  | .000       | 8-10 | .800        | 1    | 4        | 5   | 5.6 | 0   | 0  | 0  | 1   | 1   | 8   | 6.8 |     |
| at Auburn              | 01/05/20 | 7  | 0-2  | .000  | 0-0  | .000       | 0-0  | .000        | 1    | 4        | 5   | 5.5 | 0   | 0  | 0  | 0   | 0   | 0   | 6.2 |     |
| at #4/5 South Carolina | 01/09/20 | 14 | 2-4  | .500  | 1-2  | .500       | 0-1  | .000        | 1    | 2        | 3   | 5.4 | 2   | 1  | 1  | 1   | 1   | 5   | 6.1 |     |
| MISSOURI               | 01/12/20 | 17 | 2-4  | .500  | 0-1  | .000       | 0-1  | .000        | 0    | 4        | 4   | 5.3 | 2   | 0  | 0  | 1   | 1   | 4   | 6.0 |     |
| at Vanderbilt          | 01/19/20 | 13 | 4-6  | .667  | 0-0  | .000       | 1-2  | .500        | 3    | 2        | 5   | 5.3 | 2   | 1  | 1  | 1   | 1   | 0   | 9   | 6.2 |
| GEORGIA                | 01/23/20 | 15 | 6-12 | .500  | 1-2  | .500       | 1-2  | .500        | 2    | 2        | 4   | 5.2 | 1   | 0  | 2  | 2   | 1   | 14  | 6.6 |     |
| FLORIDA                | 01/26/20 | 16 | 3-6  | .500  | 0-1  | .000       | 0-1  | .000        | 0    | 1        | 1   | 4.9 | 0   | 0  | 1  | 3   | 0   | 6   | 6.6 |     |
| at Alabama             | 01/30/20 | 12 | 2-5  | .400  | 0-0  | .000       | 0-0  | .000        | 0    | 2        | 2   | 4.9 | 1   | 0  | 1  | 0   | 2   | 4   | 6.5 |     |
| at Mizzou              | 2/2/20   | 17 | 0-1  | .000  | 0-0  | .000       | 0-0  | .000        | 0    | 3        | 3   | 4.8 | 2   | 0  | 0  | 0   | 0   | 0   | 6.2 |     |
| SOUTH CAROLINA         | 02/06/20 | 13 | 1-6  | .167  | 1-1  | 1.000      | 0-0  | .000        | 1    | 1        | 2   | 4.7 | 0   | 0  | 1  | 2   | 0   | 3   | 6.0 |     |
| KENTUCKY               | 02/09/20 | 7  | 0-1  | .000  | 0-0  | .000       | 0-0  | .000        | 1    | 2        | 3   | 4.6 | 0   | 0  | 1  | 1   | 0   | 0   | 5.7 |     |
| at Ole Miss            | 02/16/20 | 6  | 2-2  | 1.000 | 0-0  | .000       | 0-0  | .000        | 0    | 2        | 2   | 4.5 | 1   | 0  | 0  | 0   | 0   | 4   | 5.7 |     |
| TENNESSEE              | 02/20/20 | 2  | 0-0  | .000  | 0-0  | .000       | 0-0  | .000        | 0    | 0        | 0   | 4.3 | 2   | 0  | 1  | 0   | 1   | 0   | 5.4 |     |
| vs Auburn              | 03/05/20 | 2  | 0-0  | .000  | 0-0  | .000       | 0-0  | .000        | 0    | 1        | 1   | 4.2 | 0   | 0  | 0  | 0   | 0   | 0   | 5.2 |     |
| vs Texas A&M           | 03/06/20 | 3  | 1-1  | 1.000 | 0-0  | .000       | 0-0  | .000        | 1    | 0        | 1   | 4.0 | 0   | 0  | 0  | 0   | 0   | 2   | 5.1 |     |
| vs South Carolina      | 03/07/20 | 9  | 1-3  | .333  | 0-0  | .000       | 0-0  | .000        | 0    | 2        | 2   | 4.0 | 1   | 0  | 0  | 1   | 1   | 2   | 5.0 |     |
| Totals                 |          | 0  | 308  | 50-98 | .510 | 3-7        | 429  | 31-52       | .596 | 31       | 76  | 107 | 4.0 | 26 | 5  | 11  | 28  | 15  | 134 | 5.0 |



## MAKAYLA DANIELS - JR - 43 - G - FREDERICK, MARYLAND



### OL' RELIABLE

A starter in all 60 of her games since arriving on campus, Makayla Daniels has been the constant steadying presence for Arkansas at the lead guard spot. She continued her ascent in her sophomore season, averaging 11.6 points, 3.0 rebounds, 2.2 assists and 1.5 steals per game. Daniels, despite being only 5-9, was asked to guard the best guards and wings in the league, including storng showings against Rhyne Howard and Aijha Blackwell, who are both at least five inches taller than her. In her signature performance of the year, Daniels brought the Hogs back on the road at Auburn, scoring nine straight points with under five minutes to go to help the Hogs secure the win. She also dropped 16 points in the near upset of Texas A&M at home last season. After being tabbed the 28th point guard in the 2019 signing class, Daniels has helped lead Arkansas to two top-five wins and to unprecedented program success.



# MAKAYLA DANIELS - JR - 43 - G - FREDERICK, MARYLAND



## CAREER HIGHS

|           |    |              |          |
|-----------|----|--------------|----------|
| Points    | 27 | Oral Roberts | 11-14-19 |
| FG Made   | 8  | Florida      | 1-26-20* |
| FG Att    | 15 | Maryland     | 11-29-20 |
| 3FG Made  | 6  | Oral Roberts | 11-14-19 |
| 3FG Att   | 9  | @ Tennessee  | 1-7-21   |
| FT Made   | 8  | Belmont      | 11-20-19 |
| FT Att    | 10 | Belmont      | 11-20-19 |
| Off. Reb. | 3  | Oral Roberts | 11-25-20 |
| Def. Reb. | 9  | Alabama      | 2-28-21  |
| Rebounds  | 9  | Alabama      | 2-28-21  |
| Assists   | 7  | @ SMU        | 12-9-20  |
| Blocks    | 1  | @ Missouri   | 2-4-21*  |
| Steals    | 5  | Kansas State | 12-7-19  |
| Minutes   | 39 | No. 8 TAMU   | 1-10-21  |

\*Most Recent

## AS A SOPHOMORE (2020-21)

Continued her ascent as a sophomore, starting all 28 games at the lead guard spot for Arkansas ... Averaged 11.6 points, 3.0 rebounds, 2.2 assists, 1.5 steals, 28.6 minutes per game ... 39.5 FG %, 36.7 3FG %, 80.4 FT % ... 19 games scoring in double figures, one game scoring 20+ ... Led the team in steals, nabbing 41 of them this season ... Had 25 steals in conference only games, sixth-best in the SEC ... 14th in the SEC in steals per game ... Tallied three or more steals in four games ... Dished four or more assists in four games ... Held UConn star Christyn Williams to just 16 points in her return to Arkansas ... Routinely guarded wings much bigger than her, including Rhyné Howard and Aijha Blackwell ... Brought the Hogs back on the road at Auburn, scoring nine straight in the fourth quarter ... Scored 16 points against Texas A&M at home ... Had a season-high 21 points against Maryland in the Gulf Coast Showcase ... Nearly double-doubled in the regular season finale, scoring 15 points and grabbing nine rebounds against Alabama ... Scored 11 points in Arkansas' historic win versus UConn ... Went for 11 points on 3-5 shooting in her NCAA Tournament debut.

## AS A FRESHMAN (2019-20)

Made an instant impact as a true freshman, starting all 32 games for the Razorbacks ... Averaged 9.3 points, 1.7 rebounds, 2.4 assists, 1.4 steals, 22.5 minutes per game ... 49.5 FG %, 44.6 3FG %, 77.9 FT % ... 12 games in double figures, two games with 20+ ... Went for a career-high 27 points against Oral Roberts, shooting 8-11 in that game, including 6-7 from three... That was the most points by an Arkansas freshman since 2014 ... Had 21 points in just 25 minutes two games later against Belmont ... Nabbed a career-high five steals in Arkansas' win over Kansas State ... Went for 19 points and four steals against Florida ... Played hero in Arkansas' dramatic win over Texas A&M in the SEC Tournament quarterfinal, leading the team in scoring (13 points) while guarding All SEC guard Chennedy Carter ... Averaged 7.9 points, 2.1 rebounds, 2.5 assists, 1.3 steals per game in SEC play... Her four games this season with 4+ steals is the most on the team ... Dished four or more assists seven times during her freshman season.

## PRIOR TO ARKANSAS

Named Maryland's Miss Basketball following her senior season at Frederick High School, averaging 21.4 points per game ... All-time leading scorer (boy or girl) for the Cadets ... Earned Maryland Basketball Coaches Association All-State First-Team honors as a junior ... Paced the Cadets to the Class 3A state title as a sophomore and as a junior ... Scored 47 points in the championship game as a sophomore ... Dropped 29 points and grabbed 10 rebounds in the final game in 2018 ... Scout's Take: "Skilled floor-leader with combo-game ... Confident, handles in transition, reads pressure and executes ... Reads spacing in half-court game, delivers off the dribble in mid-range game to the arc ... Leadership qualities, toughness." ... Chose Arkansas over Iowa, Iowa State, Texas Tech, Marshall, Delaware, Richmond and Saint Joseph's.



## Arkansas Razorbacks Arkansas Individual Game-by-Game (as of Mar 29, 2021) All games



### #43 DANIELS, Makayla

| Opponent          | Date     | gs | min | Total |         |     | 3-Pointers |      |       | Free throws |     |     | Rebounds |     |     |     |    | pts  | avg  |      |
|-------------------|----------|----|-----|-------|---------|-----|------------|------|-------|-------------|-----|-----|----------|-----|-----|-----|----|------|------|------|
|                   |          |    |     | fg    | fga     | pcr | 3fg        | 3fga | pcr   | ft          | fta | pcr | off      | def | tot | avg | pf |      |      | a    |
| ORAL ROBERTS      | 11/25/20 | *  | 24  | 3-14  | 214     | 2-6 | 333        | 6-6  | 1,000 | 3           | 3   | 6   | 60       | 3   | 1   | 0   | 3  | 14   | 14.0 |      |
| vs Wake Forest    | 11/27/20 | *  | 27  | 5-17  | 294     | 2-6 | 400        | 6-7  | 857   | 1           | 2   | 3   | 4.5      | 5   | 3   | 0   | 1  | 18   | 16.0 |      |
| at FGCU           | 11/28/20 | *  | 32  | 5-9   | 556     | 0-1 | 000        | 5-7  | 714   | 0           | 7   | 7   | 5.3      | 3   | 2   | 1   | 0  | 2    | 15.7 |      |
| vs Maryland       | 11/29/20 | *  | 26  | 7-15  | 467     | 2-6 | 333        | 5-6  | 833   | 1           | 3   | 4   | 5.0      | 4   | 3   | 3   | 0  | 1    | 21.0 |      |
| LA-MONROE         | 12/03/20 | *  | 23  | 2-4   | 500     | 1-3 | 333        | 6-6  | 1,000 | 0           | 2   | 2   | 4.4      | 2   | 4   | 2   | 0  | 0    | 11.5 |      |
| BAYLOR            | 12/06/20 | *  | 35  | 4-14  | 286     | 3-8 | 375        | 5-5  | 1,000 | 1           | 2   | 3   | 4.2      | 2   | 1   | 3   | 0  | 1    | 16.5 |      |
| at SMU            | 12/09/20 | *  | 25  | 4-8   | 500     | 2-4 | 500        | 3-3  | 1,000 | 0           | 3   | 3   | 4.0      | 1   | 7   | 1   | 0  | 2    | 13.5 |      |
| CENTRAL ARK.      | 12/13/20 | *  | 22  | 3-9   | 333     | 0-3 | 000        | 1-2  | 500   | 0           | 3   | 3   | 3.9      | 2   | 3   | 1   | 1  | 2    | 7.4  |      |
| at Little Rock    | 12/19/20 | *  | 33  | 4-7   | 571     | 2-3 | 667        | 1-2  | 500   | 0           | 3   | 3   | 3.8      | 0   | 2   | 4   | 0  | 2    | 11.4 |      |
| ARK.-PINE BLUFF   | 12/21/20 | *  | 25  | 4-10  | 400     | 2-6 | 400        | 3-4  | 750   | 1           | 2   | 3   | 3.7      | 3   | 2   | 1   | 0  | 1    | 13.9 |      |
| at Kentucky       | 12/30/20 | *  | 27  | 3-12  | 250     | 1-5 | 200        | 2-3  | 667   | 0           | 1   | 1   | 3.5      | 2   | 0   | 2   | 0  | 2    | 9.3  |      |
| MISSOURI          | 01/03/21 | *  | 34  | 6-14  | 429     | 2-8 | 250        | 2-2  | 1,000 | 0           | 5   | 5   | 3.6      | 2   | 2   | 0   | 0  | 3    | 16.3 |      |
| at Tennessee      | 01/07/21 | *  | 26  | 3-11  | 273     | 2-9 | 222        | 1-2  | 500   | 0           | 2   | 2   | 3.5      | 1   | 3   | 1   | 0  | 1    | 9.3  |      |
| TEXAS A&M         | 01/10/21 | *  | 39  | 5-13  | 385     | 3-8 | 375        | 3-4  | 750   | 0           | 1   | 1   | 3.3      | 3   | 2   | 0   | 4  | 16.3 |      |      |
| FLORIDA           | 01/14/21 | *  | 32  | 5-5   | 1,000   | 0-0 | 000        | 1-2  | 500   | 1           | 3   | 4   | 3.3      | 3   | 2   | 0   | 2  | 11.3 |      |      |
| at South Carolina | 01/18/21 | *  | 26  | 4-10  | 400     | 2-4 | 500        | 0-0  | 000   | 0           | 1   | 1   | 3.2      | 2   | 1   | 2   | 0  | 2    | 13.1 |      |
| at Georgia        | 01/25/21 | *  | 32  | 4-8   | 500     | 1-2 | 500        | 4-5  | 800   | 1           | 2   | 3   | 3.2      | 1   | 1   | 1   | 0  | 2    | 13.1 |      |
| UCONN             | 01/28/21 | *  | 32  | 4-9   | 444     | 3-4 | 750        | 0-1  | 000   | 0           | 1   | 1   | 3.1      | 3   | 3   | 0   | 1  | 1    | 13.0 |      |
| AUBURN            | 01/31/21 | *  | 23  | 1-5   | 200     | 1-3 | 333        | 4-4  | 1,000 | 0           | 1   | 1   | 2.9      | 4   | 0   | 3   | 0  | 2    | 7.2  |      |
| at Missouri       | 02/04/21 | *  | 17  | 1-4   | 250     | 1-3 | 333        | 1-2  | 500   | 0           | 0   | 0   | 2.8      | 4   | 4   | 1   | 0  | 4    | 12.3 |      |
| at Texas A&M      | 02/07/21 | *  | 29  | 5-12  | 417     | 3-6 | 500        | 0-0  | 000   | 0           | 2   | 2   | 2.8      | 2   | 3   | 1   | 0  | 1    | 13.2 |      |
| MISSISSIPPI ST.   | 02/11/21 | *  | 30  | 2-8   | 250     | 0-1 | 000        | 5-6  | 833   | 0           | 2   | 2   | 2.7      | 2   | 1   | 2   | 0  | 3    | 9.2  |      |
| OLE MISS          | 02/19/21 | *  | 24  | 3-4   | 750     | 1-2 | 500        | 0-0  | 000   | 0           | 1   | 1   | 2.7      | 4   | 2   | 2   | 0  | 7    | 11.9 |      |
| at LSU            | 02/21/21 | *  | 36  | 1-4   | 250     | 1-3 | 333        | 3-4  | 750   | 0           | 5   | 5   | 2.8      | 3   | 2   | 3   | 0  | 1    | 6.1  |      |
| at Auburn         | 02/25/21 | *  | 22  | 4-6   | 667     | 2-3 | 667        | 1-1  | 1,000 | 0           | 2   | 2   | 2.7      | 4   | 2   | 1   | 1  | 0    | 11.6 |      |
| ALABAMA           | 02/28/21 | *  | 32  | 4-10  | 400     | 3-8 | 375        | 4-5  | 800   | 0           | 9   | 9   | 3.0      | 1   | 1   | 0   | 0  | 2    | 15.1 |      |
| vs Ole Miss       | 03/04/21 | *  | 34  | 2-9   | 222     | 0-4 | 000        | 3-4  | 750   | 0           | 5   | 5   | 3.0      | 4   | 1   | 1   | 0  | 0    | 7.1  |      |
| vs Wright St.     | 03/22/21 | *  | 35  | 3-5   | 600     | 2-3 | 667        | 3-4  | 750   | 0           | 1   | 1   | 3.0      | 5   | 0   | 2   | 0  | 0    | 11.6 |      |
| Totals            |          |    | 28  | 802   | 101-256 | 395 | 44-120     | 367  | 78-97 | 804         | 9   | 74  | 83       | 30  | 75  | 61  | 43 | 41   | 324  | 11.6 |

Games played: 28  
Minutes/game: 28.6  
Points/game: 11.6  
FG Pct: 39.5  
3FG Pct: 36.7  
FT Pct: 80.4

Rebounds/game: 3.0  
Assists/game: 2.2  
Turnovers/game: 1.5  
Assist/turnover ratio: 1.4  
Steals/game: 1.5  
Blocks/game: 0.1



## @RazorbackWBB STATISTICS AR Individual Game-by-Game (as of Mar 09, 2020) All games



### #43 DANIELS, Makayla

| Opponent              | Date     | gs | min | Total |         |     | 3-Pointers |      |       | Free throws |     |     | Rebounds |     |    | pf | a  | tk | stl  | pts  | avg |
|-----------------------|----------|----|-----|-------|---------|-----|------------|------|-------|-------------|-----|-----|----------|-----|----|----|----|----|------|------|-----|
|                       |          |    |     | fg    | fta     | pct | ft         | fta  | pct   | off         | def | tot | avg      |     |    |    |    |    |      |      |     |
| NEW ORLEANS           | 11/08/19 | *  | 26  | 4-9   | 444     | 0-1 | 000        | 3-4  | 750   | 0           | 1   | 1   | 1.0      | 2   | 3  | 0  | 4  | 11 | 11.0 |      |     |
| MCNEESE               | 11/11/19 | *  | 18  | 5-8   | 625     | 0-1 | 000        | 1-1  | 1,000 | 0           | 1   | 1   | 1.0      | 2   | 4  | 3  | 0  | 1  | 11   | 11.0 |     |
| ORAL ROBERTS          | 11/14/19 | *  | 24  | 8-11  | 727     | 6-7 | 857        | 5-6  | 833   | 0           | 0   | 0   | 0.7      | 2   | 3  | 0  | 1  | 2  | 27.3 |      |     |
| STONY BROOK           | 11/17/19 | *  | 20  | 3-6   | 500     | 1-2 | 500        | 6-9  | 667   | 2           | 2   | 4   | 1.5      | 0   | 3  | 1  | 0  | 0  | 13.5 |      |     |
| BELMONT               | 11/20/19 | *  | 25  | 6-10  | 600     | 1-3 | 333        | 8-10 | 800   | 0           | 2   | 2   | 1.6      | 1   | 2  | 1  | 0  | 1  | 21.6 |      |     |
| at California         | 11/24/19 | *  | 19  | 3-7   | 429     | 0-1 | 000        | 2-2  | 1,000 | 1           | 1   | 2   | 1.7      | 3   | 0  | 4  | 0  | 2  | 8.5  |      |     |
| vs Fordham            | 11/29/19 | *  | 27  | 3-7   | 429     | 0-1 | 000        | 5-9  | 556   | 0           | 2   | 2   | 1.7      | 3   | 1  | 1  | 0  | 1  | 11.4 |      |     |
| vs Wisconsin          | 11/30/19 | *  | 25  | 2-7   | 286     | 0-2 | 000        | 0-0  | 000   | 0           | 1   | 1   | 1.6      | 3   | 1  | 1  | 0  | 2  | 4.3  |      |     |
| KANSAS ST.            | 12/07/19 | *  | 37  | 3-6   | 500     | 0-1 | 000        | 2-2  | 1,000 | 0           | 2   | 2   | 1.7      | 3   | 3  | 1  | 0  | 5  | 8.2  |      |     |
| TULSA                 | 12/11/19 | *  | 14  | 2-3   | 667     | 0-0 | 000        | 2-2  | 1,000 | 0           | 1   | 1   | 1.6      | 0   | 1  | 0  | 0  | 0  | 6.2  |      |     |
| NORTHWESTERN ST.      | 12/15/19 | *  | 18  | 5-6   | 833     | 0-1 | 000        | 0-0  | 000   | 0           | 0   | 0   | 1.5      | 1   | 3  | 0  | 0  | 1  | 10.1 |      |     |
| LITTLE ROCK           | 12/21/19 | *  | 19  | 0-5   | 000     | 0-3 | 000        | 0-0  | 000   | 0           | 0   | 0   | 1.3      | 0   | 0  | 0  | 0  | 0  | 0.8  |      |     |
| UT MARTIN             | 12/29/19 | *  | 22  | 4-6   | 667     | 0-1 | 000        | 0-0  | 000   | 0           | 1   | 1   | 1.3      | 0   | 6  | 5  | 0  | 2  | 8.6  |      |     |
| TEXAS A&M             | 01/02/20 | *  | 23  | 2-5   | 400     | 1-2 | 500        | 0-0  | 000   | 0           | 2   | 2   | 1.4      | 2   | 1  | 1  | 0  | 0  | 5.0  |      |     |
| at Auburn             | 01/05/20 | *  | 27  | 4-6   | 667     | 1-2 | 500        | 4-4  | 1,000 | 0           | 2   | 2   | 1.4      | 4   | 4  | 2  | 0  | 1  | 13.0 |      |     |
| at #45 South Carolina | 01/09/20 | *  | 23  | 4-10  | 400     | 1-2 | 500        | 0-0  | 000   | 0           | 2   | 2   | 1.4      | 1   | 2  | 0  | 0  | 0  | 9.0  |      |     |
| MISSOURI              | 01/12/20 | *  | 20  | 3-7   | 429     | 0-2 | 000        | 3-4  | 750   | 0           | 3   | 3   | 1.5      | 3   | 2  | 0  | 0  | 0  | 9.0  |      |     |
| at Vanderbilt         | 01/19/20 | *  | 16  | 3-8   | 375     | 0-0 | 000        | 0-0  | 000   | 0           | 1   | 1   | 1.5      | 2   | 3  | 3  | 0  | 0  | 6.0  |      |     |
| GEORGIA               | 01/23/20 | *  | 24  | 2-3   | 667     | 0-0 | 000        | 0-0  | 000   | 0           | 2   | 2   | 1.5      | 3   | 1  | 2  | 0  | 0  | 4.7  |      |     |
| FLORIDA               | 01/26/20 | *  | 23  | 8-10  | 800     | 3-4 | 750        | 0-0  | 000   | 0           | 1   | 1   | 1.5      | 1   | 2  | 2  | 0  | 4  | 19.0 |      |     |
| at Alabama            | 01/30/20 | *  | 20  | 0-5   | 000     | 0-0 | 000        | 2-2  | 1,000 | 2           | 4   | 6   | 1.7      | 4   | 4  | 0  | 0  | 2  | 9.8  |      |     |
| at Missouri           | 2/2/20   | *  | 30  | 3-5   | 600     | 1-2 | 500        | 0-0  | 000   | 0           | 4   | 4   | 1.8      | 5   | 0  | 0  | 1  | 7  | 9.6  |      |     |
| SOUTH CAROLINA        | 02/06/20 | *  | 19  | 3-5   | 600     | 1-2 | 500        | 0-1  | 000   | 0           | 1   | 1   | 1.8      | 0   | 2  | 2  | 0  | 2  | 7.5  |      |     |
| KENTUCKY              | 02/09/20 | *  | 25  | 3-7   | 429     | 1-1 | 1,000      | 2-4  | 500   | 0           | 2   | 2   | 1.8      | 3   | 3  | 2  | 0  | 0  | 9.5  |      |     |
| at Ole Miss           | 02/16/20 | *  | 17  | 4-6   | 667     | 1-2 | 500        | 1-2  | 500   | 0           | 2   | 2   | 1.8      | 4   | 4  | 2  | 1  | 1  | 10.5 |      |     |
| TENNESSEE             | 02/20/20 | *  | 27  | 3-6   | 500     | 1-1 | 1,000      | 0-0  | 000   | 1           | 1   | 2   | 1.8      | 2   | 1  | 1  | 0  | 2  | 7.4  |      |     |
| at Florida            | 02/23/20 | *  | 16  | 1-5   | 200     | 0-1 | 000        | 2-2  | 1,000 | 0           | 0   | 0   | 1.7      | 2   | 3  | 2  | 0  | 2  | 4.2  |      |     |
| at Mississippi St.    | 02/27/20 | *  | 22  | 4-9   | 444     | 0-2 | 000        | 1-1  | 1,000 | 0           | 2   | 2   | 1.8      | 3   | 5  | 2  | 0  | 4  | 9.2  |      |     |
| LSU                   | 03/01/20 | *  | 24  | 1-3   | 333     | 1-1 | 1,000      | 4-4  | 1,000 | 1           | 1   | 2   | 1.8      | 2   | 3  | 2  | 0  | 1  | 7.9  |      |     |
| vs Auburn             | 03/05/20 | *  | 19  | 2-4   | 500     | 1-1 | 1,000      | 0-0  | 000   | 0           | 0   | 0   | 1.7      | 2   | 5  | 2  | 0  | 3  | 5.0  |      |     |
| vs Texas A&M          | 03/06/20 | *  | 25  | 4-9   | 444     | 3-4 | 750        | 2-2  | 1,000 | 0           | 1   | 1   | 1.7      | 4   | 0  | 0  | 0  | 0  | 13.9 |      |     |
| vs South Carolina     | 03/07/20 | *  | 26  | 5-12  | 417     | 1-3 | 333        | 5-6  | 833   | 0           | 3   | 3   | 1.7      | 0   | 2  | 2  | 0  | 1  | 16.3 |      |     |
| Totals                |          |    | 32  | 720   | 107-216 | 495 | 25-56      | 446  | 60-77 | 779         | 7   | 48  | 55       | 1.7 | 67 | 77 | 44 | 2  | 45   | 299  | 9.3 |

Games played: 32  
Minutes/game: 22.5  
Points/game: 9.3  
FG Pct: 49.5  
3FG Pct: 44.6  
FT Pct: 77.9

Rebounds/game: 1.7  
Assists/game: 2.4  
Turnovers/game: 1.4  
Assist/turnover ratio: 1.8  
Steals/game: 1.4  
Blocks/game: 0.1



## MARQUESHA DAVIS - JR - 1 - G - MCGEHEE, ARKANSAS



### Q, THAT'S WHO

Junior Marquesha Davis is poised to have a much larger role this season as well. The McGehee, Ark. native showed how good she could be in Arkansas' monster wins over both Baylor and UConn. She put up eight points, four rebounds and four steals against Baylor, while going for seven points, three boards and several huge stops against Paige Bueckers in the win over the Huskies. Davis' blend of speed, leaping ability and length at the guard spot is that of a truly elite athlete. With an expanded role, Davis will get to show her ability as an on-ball defensive ace, and her improved offensive game. Her versatility was best put on display in her season-opening performance against Oral Roberts a season ago. Davis lit up the box score, posting an 11-point 11-rebound double-double, while also nabbing five steals.



# MARQUESHA DAVIS - JR - 1 - G - MCGEEHEE, ARKANSAS



## CAREER HIGHS

|              |    |               |           |
|--------------|----|---------------|-----------|
| Points       | 15 | UAPB          | 12-21-20* |
| FG Made      | 6  | UAPB          | 12-21-20* |
| FG Att.      | 13 | UAPB          | 12-21-20  |
| 3FG Made     | 1  | No. 3 UConn   | 1-28-21*  |
| 3FG Att.     | 4  | UAPB          | 12-21-20  |
| FT Made      | 3  | Ole Miss      | 2-19-21*  |
| FT Att.      | 6  | Oral Roberts  | 11-25-20  |
| Off. Reb.    | 4  | Oral Roberts  | 11-25-20  |
| Def. Reb.    | 7  | Oral Roberts  | 11-25-20  |
| Rebounds     | 11 | Oral Roberts  | 11-25-20  |
| Assists      | 3  | @ Little Rock | 12-20-20  |
| Blocks       | 2  | UAPB          | 12-21-20* |
| Steals       | 5  | Oral Roberts  | 11-25-20  |
| Minutes      | 26 | UAPB          | 12-21-20* |
| Most Recent* |    |               |           |

## AS A SOPHOMORE (2020-21)

Became part of Arkansas' rotation during her sophomore season ... Averaged 4.6 points, 2.1 rebounds, 0.4 assists, 0.8 steals, 12.1 minutes per game ... 45.3 FG %, 30.0 3PT %, 75.0 FT % ... Scored in double-figures four times, including a career-high 15 points twice (Maryland/UAPB) ... Was huge in the Baylor win, scoring eight points, snaring four rebounds and nabbing four steals ... Was also critical in beating UConn, going for seven points, three rebounds, and several big stops against freshman phenom Paige Bueckers late in that game ... Nabbed multiple steals in four games, including a career-high five against Oral Roberts in the opener ... Had a double-double (11 points, 11 rebounds) against the Golden Eagles.

## AS A FRESHMAN (2019-20)

Showed flashes in limited minutes as a true freshman ... Averaged 2.5 points, 2.1 rebounds, 0.3 assists, 0.4 steals, 8.4 minutes per game ... Played the best game of her young career against Northwestern State, going for eight points, five rebounds, two steals and an assist ... Played well against McNeese State in her second-career game, going for seven points, five boards, an assist, a steal and a block ... played in five SEC regular season games, and two games in the SEC Tournament.

## PRIOR TO ARKANSAS

Honored as a First-Team All-USA Arkansas Girls Basketball selection after averaging 21.3 points and 10 rebounds a game as a senior ... Eclipsed 1,000 career points as a junior and broke Springdale High's single-season scoring and rebounding records in 2017-18 ... Averaged 15 points, 8.7 rebounds and 2.6 steals as a sophomore ... Named an Adidas Uprising All-American Camp selection in 2017-18 ... Scout's take: "Athletic guard brings size to the back court ... Quick-leaper, active on the glass ... Active in passing lanes, converts plays from turnovers ... Mid-range game creator." ... Chose Arkansas over Kentucky, Ole Miss, Oklahoma State, Texas Tech, Houston and Georgia Tech.



## Arkansas Razorbacks Arkansas Individual Game-by-Game (as of Mar 29, 2021) All games



### #01 DAVIS, Marquesha

| Opponent          | Date     | gs | min  | Total |      | 3-Pointers |      | Free throws |      | Rebounds |      | pts | a   | blk | stl | pts | avg  |      |     |     |
|-------------------|----------|----|------|-------|------|------------|------|-------------|------|----------|------|-----|-----|-----|-----|-----|------|------|-----|-----|
|                   |          |    |      | fg    | fga  | pct        | 3fg  | 3fga        | pct  | off      | def  |     |     |     |     |     |      | tot  | avg |     |
| ORAL ROBERTS      | 11/25/20 | 18 | 4-9  | 44.4  | 0-0  | .000       | 3-6  | .500        | 4    | 7        | 11.0 | 0   | 1   | 0   | 0   | 5   | 11.0 |      |     |     |
| vs Wake Forest    | 11/27/20 | 11 | 0-2  | .000  | 0-0  | .000       | 0-0  | .000        | 1    | 1        | 2    | 6.5 | 2   | 1   | 2   | 0   | 1    | 5.5  |     |     |
| at FGCU           | 11/28/20 | 4  | 0-2  | .000  | 0-0  | .000       | 2-2  | 1.000       | 1    | 1        | 2    | 5.0 | 0   | 0   | 0   | 0   | 2    | 4.3  |     |     |
| vs Maryland       | 11/29/20 | 17 | 6-9  | 66.7  | 1-2  | .500       | 2-4  | .500        | 2    | 2        | 4    | 4.8 | 2   | 0   | 1   | 0   | 3    | 15.0 |     |     |
| LA-MONROE         | 12/03/20 | 20 | 5-9  | 55.6  | 1-3  | .333       | 3-5  | .600        | 0    | 3        | 3    | 4.4 | 3   | 0   | 1   | 1   | 3    | 14.8 |     |     |
| BAYLOR            | 12/06/20 | 16 | 4-7  | 57.1  | 0-1  | .000       | 0-0  | .000        | 0    | 4        | 4    | 4.3 | 1   | 0   | 1   | 0   | 4    | 8.3  |     |     |
| at Little Rock    | 12/19/20 | 11 | 2-2  | 1.000 | 0-0  | .000       | 3-4  | .750        | 0    | 0        | 3    | 2.7 | 2   | 3   | 0   | 0   | 0    | 7.8  |     |     |
| ARK-PINE BLUFF    | 12/21/20 | 26 | 6-13 | 46.2  | 1-4  | .250       | 2-2  | 1.000       | 2    | 2        | 4    | 3.8 | 2   | 2   | 1   | 2   | 1    | 15.0 |     |     |
| at Kentucky       | 12/31/20 | 3  | 0-1  | .000  | 0-0  | .000       | 0-0  | .000        | 0    | 1        | 1    | 3.4 | 0   | 0   | 0   | 0   | 0    | 8.0  |     |     |
| MISSOURI          | 01/03/21 | 9  | 1-1  | 1.000 | 1-1  | 1.000      | 0-0  | .000        | 0    | 0        | 3    | 3.1 | 2   | 1   | 0   | 0   | 3    | 7.5  |     |     |
| at Tennessee      | 01/07/21 | 13 | 0-2  | .000  | 0-1  | .000       | 0-0  | .000        | 1    | 2        | 3    | 3.1 | 0   | 0   | 0   | 0   | 0    | 6.8  |     |     |
| TEXAS A&M         | 01/10/21 | 17 | 0-1  | .000  | 0-1  | .000       | 2-2  | 1.000       | 0    | 3        | 3    | 3.1 | 1   | 0   | 0   | 0   | 0    | 6.4  |     |     |
| FLORIDA           | 01/14/21 | 3  | 0-2  | .000  | 0-0  | .000       | 0-0  | .000        | 0    | 0        | 0    | 2.8 | 1   | 0   | 0   | 0   | 0    | 5.9  |     |     |
| at South Carolina | 01/18/21 | 17 | 1-5  | .200  | 1-2  | .500       | 0-0  | .000        | 0    | 3        | 3    | 2.9 | 0   | 1   | 0   | 1   | 1    | 5.7  |     |     |
| at Georgia        | 01/25/21 | 13 | 2-6  | .333  | 0-1  | .000       | 0-0  | .000        | 0    | 0        | 0    | 2.7 | 1   | 0   | 1   | 0   | 0    | 4.6  |     |     |
| UConn             | 01/28/21 | 14 | 3-4  | .750  | 1-1  | 1.000      | 0-0  | .000        | 1    | 2        | 3    | 2.7 | 1   | 0   | 4   | 0   | 0    | 7.7  |     |     |
| AUBURN            | 01/31/21 | 9  | 1-1  | 1.000 | 0-0  | .000       | 2-2  | 1.000       | 0    | 1        | 1    | 2.6 | 0   | 0   | 0   | 0   | 0    | 4.6  |     |     |
| at Missouri       | 02/04/21 | 8  | 0-1  | .000  | 0-1  | .000       | 2-2  | 1.000       | 0    | 0        | 0    | 2.4 | 2   | 0   | 0   | 1   | 1    | 2.4  |     |     |
| at Texas A&M      | 02/07/21 | 12 | 2-3  | .667  | 0-0  | .000       | 1-2  | .500        | 0    | 0        | 0    | 2.3 | 0   | 0   | 1   | 0   | 0    | 5.4  |     |     |
| MISSISSIPPI ST.   | 02/11/21 | 8  | 0-3  | .000  | 0-1  | .000       | 0-0  | .000        | 0    | 2        | 2    | 2.3 | 1   | 0   | 0   | 0   | 0    | 5.1  |     |     |
| OLE MISS          | 02/19/21 | 21 | 2-3  | .667  | 0-0  | .000       | 3-3  | 1.000       | 0    | 3        | 3    | 2.3 | 3   | 0   | 0   | 0   | 0    | 7.2  |     |     |
| at LSU            | 02/21/21 | 3  | 0-0  | .000  | 0-0  | .000       | 0-0  | .000        | 0    | 0        | 0    | 2.2 | 0   | 0   | 0   | 0   | 0    | 5.0  |     |     |
| at Auburn         | 02/25/21 | 13 | 1-4  | .250  | 0-0  | .000       | 0-0  | .000        | 0    | 2        | 2    | 2.2 | 1   | 0   | 0   | 1   | 1    | 2.4  |     |     |
| ALABAMA           | 02/28/21 | 7  | 1-2  | .500  | 0-1  | .000       | 0-0  | .000        | 0    | 0        | 0    | 2.1 | 0   | 1   | 0   | 1   | 0    | 2.7  |     |     |
| vs Ole Miss       | 03/04/21 | 6  | 0-0  | .000  | 0-0  | .000       | 0-0  | .000        | 0    | 1        | 1    | 2.1 | 0   | 0   | 0   | 0   | 1    | 4.5  |     |     |
| vs Wright St.     | 03/22/21 | 15 | 2-3  | .667  | 0-0  | .000       | 2-2  | 1.000       | 0    | 3        | 3    | 2.1 | 1   | 0   | 2   | 0   | 1    | 6.4  |     |     |
| Totals            |          | 0  | 314  | 43-95 | .453 | 6-20       | .300 | 27-36       | .750 | 12       | 43   | 55  | 2.1 | 26  | 10  | 14  | 6    | 22   | 119 | 4.6 |

Games played: 26  
Minutes/game: 12.1  
Points/game: 4.6  
FG Pct: 45.3  
3FG Pct: 30.0  
FT Pct: 75.0

Rebounds/game: 2.1  
Assists/game: 0.4  
Turnovers/game: 0.5  
Assist/turnover ratio: 0.7  
Steals/game: 0.8  
Blocks/game: 0.2



## @RazorbackWBB STATISTICS Ark Individual Game-by-Game (as of Mar 09, 2020) All games



### #01 DAVIS, Marquesha

| Opponent          | Date     | gs | min | Total |      | 3-Pointers |      | Free throws |      | Rebounds |     | pts | avg |     |   |    |   |     |     |     |
|-------------------|----------|----|-----|-------|------|------------|------|-------------|------|----------|-----|-----|-----|-----|---|----|---|-----|-----|-----|
|                   |          |    |     | fg    | fa   | pct        | 3fg  | 3fa         | pct  | off      | def |     |     | tot |   |    |   |     |     |     |
| NEW ORLEANS       | 11/08/19 | 8  | 0-4 | .000  | 0-1  | .000       | 1-2  | .500        | 1    | 1        | 2   | 2.0 | 0   | 1   | 0 | 0  | 1 | 1.0 |     |     |
| MCNEESE           | 11/11/19 | 15 | 3-3 | 1.000 | 0-0  | .000       | 1-4  | .250        | 0    | 5        | 5   | 3.5 | 1   | 1   | 0 | 1  | 1 | 7.4 |     |     |
| ORAL ROBERTS      | 11/14/19 | 16 | 0-3 | .000  | 0-2  | .000       | 0-2  | .000        | 0    | 1        | 1   | 2.7 | 3   | 0   | 2 | 2  | 0 | 0   | 2.7 |     |
| STONY BROOK       | 11/17/19 | 12 | 2-3 | .667  | 0-0  | .000       | 0-0  | .000        | 2    | 2        | 4   | 3.0 | 1   | 1   | 3 | 0  | 0 | 4   | 3.0 |     |
| BELMONT           | 11/20/19 | 10 | 1-6 | .167  | 1-3  | .333       | 1-2  | .500        | 2    | 2        | 4   | 3.2 | 0   | 0   | 0 | 0  | 0 | 2   | 3.2 |     |
| vs Fordham        | 11/29/19 | 5  | 1-1 | 1.000 | 0-0  | .000       | 0-0  | .000        | 0    | 0        | 0   | 2.7 | 1   | 0   | 1 | 0  | 1 | 2   | 3.0 |     |
| vs Wisconsin      | 11/30/19 | 1  | 0-0 | .000  | 0-0  | .000       | 0-0  | .000        | 0    | 0        | 0   | 2.3 | 0   | 0   | 1 | 0  | 0 | 0   | 2.6 |     |
| TULSA             | 12/11/19 | 19 | 2-8 | .250  | 0-3  | .000       | 1-2  | .500        | 2    | 1        | 3   | 2.4 | 1   | 1   | 0 | 0  | 1 | 5   | 2.9 |     |
| NORTHWESTERN ST.  | 12/15/19 | 18 | 3-4 | .750  | 0-1  | .000       | 2-4  | .500        | 2    | 3        | 5   | 2.7 | 1   | 0   | 3 | 1  | 2 | 8   | 3.4 |     |
| LITTLE ROCK       | 12/21/19 | 6  | 2-2 | 1.000 | 0-0  | .000       | 0-0  | .000        | 1    | 1        | 2   | 2.6 | 0   | 1   | 0 | 0  | 0 | 4   | 3.5 |     |
| UT MARTIN         | 12/29/19 | 12 | 1-5 | .200  | 0-3  | .000       | 0-0  | .000        | 1    | 1        | 2   | 2.5 | 1   | 0   | 0 | 0  | 0 | 0   | 2.3 |     |
| at Auburn         | 01/05/20 | 5  | 0-0 | .000  | 0-0  | .000       | 0-0  | .000        | 1    | 0        | 1   | 2.4 | 1   | 0   | 2 | 0  | 0 | 0   | 3.1 |     |
| MISSOURI          | 01/12/20 | 1  | 0-0 | .000  | 0-0  | .000       | 0-0  | .000        | 0    | 0        | 0   | 2.2 | 0   | 0   | 0 | 0  | 0 | 0   | 2.8 |     |
| at Vanderbilt     | 01/19/20 | 10 | 1-4 | .250  | 1-1  | 1.000      | 0-0  | .000        | 2    | 1        | 3   | 2.3 | 1   | 1   | 1 | 0  | 0 | 0   | 3.2 |     |
| at Ole Miss       | 02/16/20 | 8  | 0-1 | .000  | 0-0  | .000       | 3-4  | .750        | 1    | 1        | 2   | 2.3 | 0   | 0   | 0 | 0  | 0 | 0   | 3.2 |     |
| at Florida        | 02/23/20 | 0  | 0-0 | .000  | 0-0  | .000       | 0-0  | .000        | 0    | 0        | 0   | 2.1 | 0   | 0   | 0 | 0  | 0 | 0   | 2.7 |     |
| vs Auburn         | 03/05/20 | 2  | 0-0 | .000  | 0-0  | .000       | 2-4  | .500        | 0    | 1        | 1   | 2.1 | 0   | 0   | 0 | 0  | 0 | 0   | 2.6 |     |
| vs South Carolina | 03/07/20 | 4  | 0-1 | .000  | 0-0  | .000       | 0-0  | .000        | 1    | 1        | 2   | 2.1 | 0   | 0   | 1 | 0  | 0 | 0   | 2.5 |     |
| Totals            |          | 0  | 152 | 16-45 | .356 | 2-14       | .143 | 11-24       | .458 | 16       | 21  | 37  | 2.1 | 11  | 5 | 15 | 4 | 7   | 45  | 2.5 |

Games played: 18  
Minutes/game: 8.4  
Points/game: 2.5  
FG Pct: 35.6  
3FG Pct: 14.3  
FT Pct: 45.8

Rebounds/game: 2.1  
Assists/game: 0.3  
Turnovers/game: 0.8  
Assist/turnover ratio: 0.3  
Steals/game: 0.4  
Blocks/game: 0.2

## CAREER STATS

| Season  | gp-gs |          | min/avg | fg-fga |      | pct | 3-pt   |      | pct | ft-fa |      | pct | Rebounds |     |    |     | Scoring |    |     |     |     |     |     |     |
|---------|-------|----------|---------|--------|------|-----|--------|------|-----|-------|------|-----|----------|-----|----|-----|---------|----|-----|-----|-----|-----|-----|-----|
|         | qp    | gs       |         | fg-fga | pct  |     | fg-fga | pct  |     | off   | def  |     | tot      | avg | pf | fo  | ast     | to | blk | stl | pts | avg |     |     |
| 2019-20 | 18-0  | 152/8.4  |         | 16-45  | .356 |     | 2-14   | .143 |     | 11-24 | .458 |     | 16       | 21  | 37 | 2.1 | 11      | 0  | 5   | 15  | 4   | 7   | 45  | 2.5 |
| 2020-21 | 26-0  | 314/12.1 |         | 43-95  | .453 |     | 6-20   | .300 |     | 27-36 | .750 |     | 12       | 43  | 55 | 2.1 | 26      | 0  | 10  | 14  | 6   | 22  | 119 | 4.6 |
| TOTAL   | 44-0  | 466/10.6 |         | 59-140 | .421 |     | 8-34   | .235 |     | 38-60 | .633 |     | 28       | 64  | 92 | 2.1 | 37      | 0  | 15  | 29  | 10  | 29  | 164 | 3.7 |



## AVERY HUGHES - JR - 22 - G - BENTONVILLE, ARKANSAS



### WALK-ON, NO MORE

The first and only walk-on of the Mike Neighbors' era at Arkansas, Avery Hughes has played her role to perfection over her first two seasons with the Hogs. For that, Hughes was rewarded this offseason, getting moved on to a scholarship. A constant positive influence and perfect practice player, Hughes does what is required of her at all times. When she does get onto the floor, Hughes makes the most of her opportunity, as she has scored at least three points in six career games.



# AVERY HUGHES - JR - 22 - G - BENTONVILLE, ARKANSAS



## CAREER HIGHS

|           |     |             |           |
|-----------|-----|-------------|-----------|
| Points    | 6   | UAPB        | 12-21-20* |
| FG Made   | 2   | UAPB        | 12-21-20* |
| FG Att.   | 4   | Tulsa       | 12-11-19  |
| 3FG Made  | 2   | UAPB        | 12-21-20* |
| 3FG Att.  | 3   | Tulsa       | 12-11-19  |
| FT Made   | 1   | Stony Brook | 11-17-19  |
| FT Att.   | 1   | Stony Brook | 11-17-19  |
| Off. Reb. | N/A |             |           |
| Def. Reb. | 1   | UAPB        | 12-21-20* |
| Rebounds  | 1   | UAPB        | 12-21-20* |
| Assists   | 2   | UAPB        | 12-21-20* |
| Blocks    | N/A |             |           |
| Steals    | 1   | ULM         | 12-3-20*  |
| Minutes   | 10  | UAPB        | 12-21-20* |

\*Most Recent

## AS A SOPHOMORE (2020-21)

Saw the floor in seven games during her sophomore season ... Averaged 1.7 points, 0.3 rebounds, 0.7 assists, 0.3 steals, 6.4 minutes per game ... 42.9 FG %, 50.0 3PT %, 100 FT % ... Matched her career-high with six points against Arkansas-Pine Bluff in 10 minutes played ... Hit both of her three-point attempts in that game ... Also had three points against Oral Roberts and Alabama ... Nabbed one steal against both Oral Roberts and Louisiana Monroe ... Had two assists against both Louisiana Monroe and UAPB.

## AS A FRESHMAN (2019-20)

Played in 14 games during her freshman season ... Averaged 1.1 points, 3.6 minutes per game ... 50.0 FG %, 33.3 3FG % ... Scored a career-high six points against Oral Roberts, drilling both of her three-point attempts ... Had five against Tulsa, going 2-4 from the field in eight minutes played ... Played in three SEC games and two games in the SEC Tournament ... Scored her first two points in an SEC game against Ole Miss.

## PRIOR TO ARKANSAS

Finished her career as Bentonville's second leading scorer and set single game records for points (34) and free throws (20-for-22) ... Two-time all-conference and all-state selection leading Bentonville to the 2019 conference title and a state runner-up finish ... Honors include All-Arkansas Second-Team, All-Northwest Arkansas First-Team, Gatorade Player of the Week, two KURM Dream Team selections and team captain honors as a senior ... The first walk-on for Neighbors and his staff at Arkansas.



## Arkansas Razorbacks Arkansas Individual Game-by-Game (as of Mar 29, 2021) All games



### #22 HUGHES, Avery

| Opponent       | Date     | gs | min | Total  | 3-Pointers | Free throws | Rebounds |        |       |     |     |     |     |    |   |    |     |     |     |
|----------------|----------|----|-----|--------|------------|-------------|----------|--------|-------|-----|-----|-----|-----|----|---|----|-----|-----|-----|
|                |          |    |     | fg-fga | pct        | 3fg-fga     | pct      | ft-fga | pct   | off | def | tot | avg | pf | a | tk | blk | stl | pts |
| ORAL ROBERTS   | 11/25/20 | 7  | 1-2 | .500   | 1-2        | .500        | 0-0      | .000   | 0     | 0   | 0   | 0   | 0.0 | 1  | 0 | 1  | 0   | 1   | 3   |
| vs Maryland    | 11/29/20 | 2  | 0-0 | .000   | 0-0        | .000        | 0-0      | .000   | 0     | 0   | 0   | 0   | 0.0 | 0  | 0 | 0  | 0   | 0   | 0   |
| LA-MONROE      | 12/03/20 | 10 | 0-3 | .000   | 0-2        | .000        | 0-0      | .000   | 0     | 0   | 0   | 0   | 0.0 | 0  | 2 | 1  | 0   | 1   | 0   |
| at SMU         | 12/09/20 | 9  | 0-0 | .000   | 0-0        | .000        | 0-0      | .000   | 0     | 1   | 1   | 0.3 | 0   | 1  | 0 | 0  | 0   | 0   | 0   |
| CENTRAL ARK.   | 12/13/20 | 6  | 0-0 | .000   | 0-0        | .000        | 0-0      | .000   | 0     | 0   | 0   | 0.2 | 0   | 1  | 0 | 0  | 0   | 0   | 0   |
| ARK-PINE BLUFF | 12/21/20 | 10 | 2-2 | 1.000  | 2-2        | 1.000       | 0-0      | .000   | 0     | 1   | 1   | 0.3 | 1   | 2  | 0 | 0  | 0   | 6   | 1.5 |
| ALABAMA        | 02/28/21 | 1  | 0-0 | .000   | 0-0        | .000        | 3-3      | 1.000  | 0     | 0   | 0   | 0.3 | 0   | 0  | 0 | 0  | 0   | 3   | 1.7 |
| Totals         |          | 0  | 45  | 3-7    | .429       | 3-6         | .500     | 3-3    | 1.000 | 0   | 2   | 2   | 0.3 | 2  | 5 | 3  | 0   | 2   | 12  |

Games played: 7  
Minutes/game: 6.4  
Points/game: 1.7  
FG Pct: 42.9  
3FG Pct: 50.0  
FT Pct: 100.0

Rebounds/game: 0.3  
Assists/game: 0.7  
Turnovers/game: 0.4  
Assist/turnover ratio: 1.7  
Steals/game: 0.3



## @RazorbackWBB STATISTICS AR Individual Game-by-Game (as of Mar 09, 2020) All games



### #22 HUGHES, Avery

| Opponent          | Date     | gs | min | Total  | 3-Pointers | Free throws | Rebounds |        |       |     |     |     |     |    |   |    |     |     |     |
|-------------------|----------|----|-----|--------|------------|-------------|----------|--------|-------|-----|-----|-----|-----|----|---|----|-----|-----|-----|
|                   |          |    |     | fg-fga | pct        | 3fg-fga     | pct      | ft-fga | pct   | off | def | tot | avg | pf | a | tk | blk | stl | pts |
| NEW ORLEANS       | 11/08/19 | 1  | 0-0 | .000   | 0-0        | .000        | 0-0      | .000   | 0     | 0   | 0   | 0.0 | 0   | 0  | 0 | 0  | 0   | 0   | 0   |
| MCNEESE           | 11/11/19 | 8  | 1-2 | .500   | 0-0        | .000        | 0-0      | .000   | 0     | 0   | 0   | 0.0 | 1   | 0  | 3 | 0  | 0   | 2   | 1.0 |
| ORAL ROBERTS      | 11/14/19 | 2  | 2-2 | 1.000  | 2-2        | 1.000       | 0-0      | .000   | 0     | 0   | 0   | 0.0 | 0   | 1  | 0 | 0  | 0   | 6   | 2.7 |
| STONY BROOK       | 11/17/19 | 4  | 1-2 | .500   | 0-1        | .000        | 1-1      | 1.000  | 0     | 0   | 0   | 0.0 | 1   | 0  | 0 | 0  | 0   | 3   | 2.8 |
| BELMONT           | 11/20/19 | 3  | 0-0 | .000   | 0-0        | .000        | 0-0      | .000   | 0     | 0   | 0   | 0.0 | 0   | 0  | 2 | 0  | 0   | 0   | 2.2 |
| TULSA             | 12/11/19 | 8  | 2-4 | .500   | 1-3        | .333        | 0-0      | .000   | 0     | 0   | 0   | 0.0 | 1   | 0  | 0 | 0  | 0   | 5   | 2.7 |
| NORTHWESTERN ST.  | 12/15/19 | 9  | 1-3 | .333   | 0-2        | .000        | 0-0      | .000   | 0     | 0   | 0   | 0.0 | 2   | 1  | 1 | 0  | 0   | 2   | 2.6 |
| LITTLE ROCK       | 12/21/19 | 2  | 0-0 | .000   | 0-0        | .000        | 0-0      | .000   | 0     | 0   | 0   | 0.0 | 0   | 0  | 0 | 0  | 0   | 0   | 2.3 |
| UT MARTIN         | 12/29/19 | 2  | 0-0 | .000   | 0-0        | .000        | 0-0      | .000   | 0     | 0   | 0   | 0.0 | 0   | 0  | 0 | 0  | 0   | 0   | 2.0 |
| MISSOURI          | 01/12/20 | 1  | 0-0 | .000   | 0-0        | .000        | 0-0      | .000   | 0     | 0   | 0   | 0.0 | 1   | 0  | 1 | 0  | 0   | 0   | 1.8 |
| at Vanderbilt     | 01/19/20 | 4  | 0-1 | .000   | 0-1        | .000        | 0-0      | .000   | 0     | 0   | 0   | 0.0 | 1   | 0  | 0 | 0  | 0   | 0   | 1.6 |
| at Ole Miss       | 02/16/20 | 3  | 1-1 | 1.000  | 0-0        | .000        | 0-0      | .000   | 0     | 0   | 0   | 0.0 | 0   | 0  | 0 | 0  | 0   | 2   | 1.7 |
| vs Auburn         | 03/05/20 | 2  | 0-0 | .000   | 0-0        | .000        | 0-0      | .000   | 0     | 0   | 0   | 0.0 | 1   | 0  | 1 | 0  | 0   | 0   | 1.5 |
| vs South Carolina | 03/07/20 | 2  | 0-1 | .000   | 0-0        | .000        | 0-0      | .000   | 0     | 0   | 0   | 0.0 | 0   | 0  | 0 | 0  | 0   | 0   | 1.4 |
| Totals            |          | 0  | 51  | 8-16   | .500       | 3-9         | .333     | 1-1    | 1.000 | 0   | 0   | 0   | 0.0 | 8  | 2 | 8  | 0   | 20  | 1.4 |

Games played: 14  
Minutes/game: 3.6  
Points/game: 1.4  
FG Pct: 50.0  
3FG Pct: 33.3  
FT Pct: 100.0

Assists/game: 0.1  
Turnovers/game: 0.6  
Assist/turnover ratio: 0.3

## CAREER STATS

|         |       |         | Total  |      | 3-Point |      | F-Throws |       | Rebounds |     |     |     | Scoring |    |     |    |     |     |     |     |
|---------|-------|---------|--------|------|---------|------|----------|-------|----------|-----|-----|-----|---------|----|-----|----|-----|-----|-----|-----|
| Season  | gp-gs | min/avg | fg-fga | pct  | fg-fga  | pct  | ft-fla   | pct   | off      | def | tot | avg | pf      | fo | ast | to | blk | stl | pts | avg |
| 2019-20 | 14-0  | 51/3.6  | 8-16   | .500 | 3-9     | .333 | 1-1      | 1.000 | 0        | 0   | 0   | 0.0 | 8       | 0  | 2   | 8  | 0   | 0   | 20  | 1.4 |
| 2020-21 | 7-0   | 45/6.4  | 3-7    | .429 | 3-6     | .500 | 3-3      | 1.000 | 0        | 2   | 2   | 0.3 | 2       | 0  | 5   | 3  | 0   | 2   | 12  | 1.7 |
| TOTAL   | 21-0  | 96/4.6  | 11-23  | .478 | 6-15    | .400 | 4-4      | 1.000 | 0        | 2   | 2   | 0.1 | 10      | 0  | 7   | 11 | 0   | 2   | 32  | 1.5 |



## DESTINEE OBERG - JR - 25 - C - BURNSVILLE, MINNESOTA



### OBERG ON THE BLOCK

A big with a multidimensional skillset, Destinee Oberg enters her third season with a chance to crack Head Coach Mike Neighbors' rotation. The center from Minnesota can do a little bit of everything – at 6'3, she can score and rebound from the block, but also has excellent vision. On several occasions, Neighbors has compared her passing ability to that of former UW great, and former Hog Assistant Coach, Chantel Osahor. To that end, Oberg had multiple assist games in three of her 12 appearances last season.

# DESTINEE OBERG - JR - 25 - C - BURNSVILLE, MINNESOTA



## CAREER HIGHS

|              |     |              |           |
|--------------|-----|--------------|-----------|
| Points       | 4   | @ Ole Miss   | 2-16-20*  |
| FG Made      | 2   | @ Vanderbilt | 1-19-20   |
| FG Att       | 3   | ULM          | 12-3-20*  |
| 3FG Made     | N/A |              |           |
| 3FG Att      | N/A |              |           |
| FT Made      | 2   | @ Ole Miss   | 2-16-20   |
| FT Att       | 2   | Maryland     | 11-29-20* |
| Off. Reb.    | 3   | ULM          | 12-3-20   |
| Def. Reb.    | 3   | UAPB         | 12-21-20* |
| Rebounds     | 6   | ULM          | 12-3-20   |
| Assists      | 2   | UAPB         | 12-21-20* |
| Blocks       | 1   | ULM          | 12-3-20*  |
| Steals       | 1   | Maryland     | 11-29-20* |
| Minutes      | 12  | UAPB         | 12-21-20* |
| Most Recent* |     |              |           |

## AS A SOPHOMORE (2020-21)

Played in 12 games during her sophomore season ... 0.8 points, 1.3 rebounds, 5.9 minutes per game ... 44.4 FG %, 25.0 FT % ... Scored a season-high three points against Maryland ... Pulled down a career-best six rebounds against Louisiana Monroe in just 10 minutes of action ... Three of those came on the offensive glass ... Had multiple assists in three games ... Saw action in six SEC games.

## AS A FRESHMAN (2019-20)

Showed glimpses in limited minutes as a true freshman, playing in eight games after returning from injury ... Averaged 1.0 points, 0.6 rebounds, 3.5 minutes per game ... Scored four points and grabbed four rebounds at Vanderbilt in a career-best nine minutes played ... Dropped four more points at Ole Miss to go along with one rebound.

## PRIOR TO ARKANSAS

Despite missing her junior season with injury, Prospects Nation rated Oberg as a 4.5-star prospect, the No. 6 post player and No. 38 overall recruit in the nation for the 2019 class ... As a sophomore, Oberg and the Academy of Holy Angels played to a third-place finish at the state tournament ... She averaged 16.6 points, 9.9 rebounds, 2.5 assists and 2.1 steals per game that season ... Scout's Take: "Power-post player with nimble footwork in the key ... Finishes in traffic ... Defensive presence in lane ... Rebounds and initiates fast breaks." ... Chose Arkansas over Florida State, Kansas State, Louisville, Maryland, Michigan State, Minnesota, North Dakota, Purdue, Rutgers, Vanderbilt, Wisconsin and others.



## Arkansas Razorbacks Arkansas Individual Game-by-Game (as of Mar 29, 2021) All games



### #25 OBERG, Destinee

| Opponent          | Date     | gs | min | Total |      | 3-Pointers |      | Free throws |      | Rebounds |     | pf  | a   | to | avg |     |     |      |     |
|-------------------|----------|----|-----|-------|------|------------|------|-------------|------|----------|-----|-----|-----|----|-----|-----|-----|------|-----|
|                   |          |    |     | fg    | fga  | pct        | 3fg  | 3fga        | pct  | ft       | fta |     |     |    |     | pct | off | def  | tot |
| ORAL ROBERTS      | 11/25/20 | 7  | 1-1 | 1,000 | 0-0  | .000       | 0-0  | .000        | 2    | 0        | 2   | 2.0 | 0   | 0  | 3   | 0   | 2   | 2.0  |     |
| vs Maryland       | 11/29/20 | 4  | 1-1 | 1,000 | 0-0  | .000       | 1-2  | .500        | 0    | 1        | 1   | 1.5 | 0   | 1  | 0   | 0   | 1   | 3.25 |     |
| LA-MONROE         | 12/03/20 | 10 | 0-3 | .000  | 0-0  | .000       | 0-0  | .000        | 3    | 3        | 6   | 3.0 | 0   | 2  | 0   | 1   | 0   | 1.7  |     |
| at SMU            | 12/09/20 | 7  | 0-1 | .000  | 0-0  | .000       | 0-2  | .000        | 0    | 0        | 0   | 2.3 | 2   | 2  | 0   | 0   | 0   | 1.3  |     |
| CENTRAL ARK.      | 12/13/20 | 8  | 1-2 | .500  | 0-0  | .000       | 0-0  | .000        | 0    | 0        | 0   | 1.8 | 1   | 1  | 2   | 0   | 0   | 2.14 |     |
| ARK-PINE BLUFF    | 12/21/20 | 12 | 1-1 | 1,000 | 0-0  | .000       | 0-0  | .000        | 0    | 3        | 3   | 2.0 | 1   | 2  | 1   | 0   | 0   | 2.15 |     |
| at Tennessee      | 01/07/21 | 7  | 0-0 | .000  | 0-0  | .000       | 0-0  | .000        | 0    | 1        | 1   | 1.9 | 1   | 0  | 1   | 0   | 0   | 1.3  |     |
| TEXAS A&M         | 01/10/21 | 1  | 0-0 | .000  | 0-0  | .000       | 0-0  | .000        | 0    | 0        | 0   | 1.6 | 0   | 0  | 0   | 0   | 0   | 1.1  |     |
| FLORIDA           | 01/14/21 | 11 | 0-0 | .000  | 0-0  | .000       | 0-0  | .000        | 0    | 2        | 2   | 1.7 | 2   | 0  | 2   | 0   | 0   | 1.0  |     |
| at South Carolina | 01/18/21 | 2  | 0-0 | .000  | 0-0  | .000       | 0-0  | .000        | 0    | 0        | 0   | 1.5 | 1   | 0  | 0   | 0   | 0   | 0.9  |     |
| at Texas A&M      | 02/07/21 | 1  | 0-0 | .000  | 0-0  | .000       | 0-0  | .000        | 0    | 0        | 0   | 1.4 | 0   | 0  | 0   | 0   | 0   | 0.8  |     |
| ALABAMA           | 02/28/21 | 1  | 0-0 | .000  | 0-0  | .000       | 0-0  | .000        | 0    | 0        | 0   | 1.3 | 0   | 0  | 0   | 0   | 0   | 0.8  |     |
| Totals            |          | 0  | 71  | 4-9   | .444 | 0-0        | .000 | 1-4         | .250 | 5        | 10  | 15  | 1.3 | 8  | 8   | 11  | 1   | 9    | 0.8 |

Games played: 12  
Minutes/game: 5.9  
Points/game: 0.8  
FG Pct: 44.4  
FT Pct: 25.0

Rebounds/game: 1.3  
Assists/game: 0.7  
Turnovers/game: 0.9  
Assist/turnover ratio: 0.7  
Steals/game: 0.1  
Blocks/game: 0.1



## @RazorbackWBB STATISTICS AR Individual Game-by-Game (as of Mar 09, 2020) All games



### #25 OBERG, Destinee

| Opponent          | Date     | gs | min | Total |      | 3-Pointers |      | Free throws |       | Rebounds |     |     |     |     |   |    |     |     |     |     |
|-------------------|----------|----|-----|-------|------|------------|------|-------------|-------|----------|-----|-----|-----|-----|---|----|-----|-----|-----|-----|
|                   |          |    |     | fg    | fga  | ft         | fta  | ft          | fta   | off      | def | tot | avg | pf  | a | to | blk | stl | pts | avg |
| UT MARTIN         | 12/29/19 | 4  | 0-0 | .000  | 0-0  | .000       | 0-0  | .000        | 0-0   | .000     | 0   | 0   | 0   | 0.0 | 1 | 0  | 1   | 1   | 0   | 0.0 |
| at Auburn         | 01/05/20 | 3  | 0-0 | .000  | 0-0  | .000       | 0-0  | .000        | 0-0   | .000     | 0   | 0   | 0   | 0.0 | 0 | 0  | 0   | 0   | 0   | 0.0 |
| MISSOURI          | 01/12/20 | 1  | 0-1 | .000  | 0-0  | .000       | 0-0  | .000        | 0-0   | .000     | 0   | 0   | 0   | 0.0 | 1 | 0  | 1   | 0   | 0   | 0.0 |
| at Vanderbilt     | 01/19/20 | 9  | 2-3 | .667  | 0-0  | .000       | 0-0  | .000        | 1     | 3        | 4   | 1.0 | 1   | 0   | 1 | 0  | 1   | 0   | 4   | 1.0 |
| KENTUCKY          | 02/09/20 | 1  | 0-0 | .000  | 0-0  | .000       | 0-0  | .000        | 0     | 0        | 0   | 0.8 | 0   | 0   | 0 | 0  | 0   | 0   | 0   | 0.8 |
| at Ole Miss       | 02/16/20 | 6  | 1-2 | .500  | 0-0  | .000       | 2-2  | 1.000       | 0     | 1        | 1   | 0.8 | 0   | 0   | 0 | 0  | 0   | 0   | 4   | 1.3 |
| at Auburn         | 03/05/20 | 2  | 0-0 | .000  | 0-0  | .000       | 0-0  | .000        | 0     | 0        | 0   | 0.7 | 0   | 0   | 0 | 0  | 0   | 0   | 0   | 1.1 |
| vs South Carolina | 03/07/20 | 2  | 0-0 | .000  | 0-0  | .000       | 0-0  | .000        | 0     | 0        | 0   | 0.6 | 0   | 0   | 0 | 0  | 0   | 0   | 0   | 1.0 |
| Totals            |          | 0  | 28  | 3-6   | .500 | 0-0        | .000 | 2-2         | 1.000 | 1        | 4   | 5   | 0.6 | 3   | 0 | 3  | 1   | 0   | 8   | 1.0 |

Games played: 8  
Minutes/game: 3.5  
Points/game: 1.0  
FG Pct: 50.0  
FT Pct: 100.0

Rebounds/game: 0.6  
Turnovers/game: 0.4  
Blocks/game: 0.1

## CAREER STATS

| CAREER STATS |       |         | Total  |      | 3-Point |      | F-Throws |       | Rebounds |     |     |     |    |    |     |    |     |     |     | Scoring |  |
|--------------|-------|---------|--------|------|---------|------|----------|-------|----------|-----|-----|-----|----|----|-----|----|-----|-----|-----|---------|--|
| Season       | gp-gs | min/avg | fg-fga | pct  | fg-fga  | pct  | ft-fa    | pct   | off      | def | tot | avg | pf | fo | ast | to | blk | stl | pts | avg     |  |
| 2019-20      | 8-0   | 28/3.5  | 3-6    | .500 | 0-0     | .000 | 2-2      | 1.000 | 1        | 4   | 5   | 0.6 | 3  | 0  | 0   | 3  | 1   | 0   | 8   | 1.0     |  |
| 2020-21      | 12-0  | 71/5.9  | 4-9    | .444 | 0-0     | .000 | 1-4      | .250  | 5        | 10  | 15  | 1.3 | 8  | 0  | 8   | 11 | 1   | 1   | 9   | 0.8     |  |
| TOTAL        | 20-0  | 99/5.0  | 7-15   | .467 | 0-0     | .000 | 3-6      | .500  | 6        | 14  | 20  | 1.0 | 11 | 0  | 8   | 14 | 2   | 1   | 17  | 0.9     |  |



## **RYLEE LANGERMAN - SO - 11 - G - NORMAN, OKLAHOMA**



### **A GRITTY GUARD**

Entering year two on the Hill, Rylee Langerman figures to be a part of the backcourt rotation for the 2021–22 Razorbacks. Langerman brings grit and toughness to the team, as she is a great rebounder from the guard position. She pulled down four boards in two games last season. Langerman played in 13 games last season, including an important three minute stretch in Arkansas' win over No. 3 UConn.

## **SASHA GOFORTH - SO - 13 - G - FAYETTEVILLE, ARK.**



### **BRINGING VERSATILITY HOME**

Goforth is coming off of a standout freshman season at Oregon State, as the 6-foot-1 guard started every game last season, averaging 11.6 points and 3.6 rebounds per game. Goforth ranked third in scoring behind Aleah Goodman and Taylor Jones for OSU. Goforth brought her multidimensional game to Corvallis, as she tallied 34 assists and shot 36 percent from beyond the three-point arc, but was also good defensively, tallying 19 blocked shots and 15 steals. As a result of those numbers, Goforth earned Pac-12 All-Freshman honors for the 2020–21 season. A highly touted high school recruit, Goforth was rated as the No. 7 player in the nation according to Blue Star Basketball at the time of her signing. She also finished as ESPN's No. 21 overall player in the class of 2020.

# RYLEE LANGERMAN - SO - 11 - G - NORMAN, OKLAHOMA



## CAREER HIGHS

|              |    |              |           |
|--------------|----|--------------|-----------|
| Points       | 4  | @ SMU        | 12-9-20*  |
| FG Made      | 1  | UAPB         | 12-21-20* |
| FG Att.      | 7  | UAPB         | 12-21-20  |
| 3FG Made     | 1  | UAPB         | 12-21-20* |
| 3FG Att.     | 5  | UAPB         | 12-21-20  |
| FT Made      | 1  | @ SMU        | 12-9-20*  |
| FT Att.      | 2  | @ SMU        | 12-9-20*  |
| Off. Reb.    | 2  | UCA          | 12-13-20  |
| Def. Reb.    | 4  | Oral Roberts | 11-25-20  |
| Rebounds     | 4  | UCA          | 12-13-20* |
| Assists      | 4  | UCA          | 12-13-20  |
| Blocks       | 1  | @ SMU        | 12-9-20   |
| Steals       | 1  | Maryland     | 11-28-20  |
| Minutes      | 21 | UCA          | 12-13-20  |
| Most Recent* |    |              |           |

## FRESHMAN (2020-21)

Showed flashes in limited action during her freshman season ... Played in 13 games ... Averaged 1.2 points, 1.1 rebounds, 0.5 assists, 0.1 steals, 7.1 minutes per game ... 31.3 FG %, 40.0 3PT %, 50.0 FT % ... Scored a career-high four points on the road at SMU ... Also had four against Louisiana Monroe ... Hit at least one three in four of her 13 appearances ... Pulled down four rebounds against both Oral Roberts and Central Arkansas ... Also had a career-high four assists against UCA.

## PRIOR TO ARKANSAS

Named the The Oklahoman's Little All City Player of the Year following her senior season ... Broke out during her final high school season, propelling the Crusaders to the State Championship game behind her 21.5 points per game and 10.9 rebounds per game from the lead guard spot ... Her 21.5 points per game average jumped nearly eight points during her senior season ... A two-time State Champion (2016-17, 2017-18) ... Named Little All-City all four years of her high school career ... Was ranked as the 68th player in the class by Prospect Nation.



Arkansas Razorbacks  
Arkansas Individual Game-by-Game (as of Mar 29, 2021)  
All games



## #11 LANGERMAN, Rylee

| Opponent        | Date     | gs | min | Total |     | 3-Pointers |     | Free throws |     | Rebounds |     |     |     |    |     |     |     |     |     |     |
|-----------------|----------|----|-----|-------|-----|------------|-----|-------------|-----|----------|-----|-----|-----|----|-----|-----|-----|-----|-----|-----|
|                 |          |    |     | fg    | fga | fg         | fga | fta         | fta | off      | def | tot | pf  | a  | blk | stl | pts | avg |     |     |
| ORAL ROBERTS    | 11/25/20 | 10 | 13  | 333   | 1-2 | 500        | 0-0 | 000         | 0   | 4        | 4   | 4.0 | 1   | 0  | 0   | 0   | 3   | 3.0 |     |     |
| vs Wake Forest  | 11/27/20 | 1  | 0-0 | 000   | 0-0 | 000        | 0-0 | 000         | 0   | 1        | 1   | 2.5 | 0   | 0  | 0   | 0   | 0   | 1.5 |     |     |
| vs Maryland     | 11/29/20 | 5  | 1-1 | 1,000 | 0-0 | 000        | 0-0 | 000         | 0   | 0        | 0   | 1.7 | 0   | 0  | 1   | 0   | 1   | 2.7 |     |     |
| LA-MONROE       | 12/03/20 | 14 | 1-1 | 1,000 | 1-1 | 1,000      | 1-2 | 500         | 0   | 0        | 0   | 1.3 | 3   | 0  | 0   | 0   | 4   | 2.3 |     |     |
| @ SMU           | 12/09/20 | 15 | 1-1 | 1,000 | 1-1 | 1,000      | 1-2 | 500         | 0   | 2        | 2   | 1.4 | 1   | 0  | 3   | 1   | 0   | 4   | 2.6 |     |
| CENTRAL ARK     | 12/13/20 | 21 | 0-3 | 000   | 0-1 | 000        | 0-0 | 000         | 2   | 2        | 4   | 1.8 | 1   | 2  | 4   | 2   | 0   | 2   | 2.2 |     |
| ARK-PINE BLUFF  | 12/21/20 | 19 | 1-7 | 143   | 1-5 | 200        | 0-0 | 000         | 0   | 1        | 1   | 1.7 | 1   | 3  | 2   | 0   | 0   | 3   | 2.3 |     |
| TEXAS A&M       | 01/10/21 | 2  | 0-0 | 000   | 0-0 | 000        | 0-0 | 000         | 0   | 2        | 2   | 1.8 | 0   | 0  | 0   | 0   | 0   | 2   | 2.0 |     |
| UCONN           | 01/28/21 | 2  | 0-0 | 000   | 0-0 | 000        | 0-0 | 000         | 0   | 0        | 0   | 1.6 | 1   | 0  | 0   | 0   | 0   | 1   | 1.8 |     |
| AUBURN          | 01/31/21 | 2  | 0-0 | 000   | 0-0 | 000        | 0-0 | 000         | 0   | 0        | 0   | 1.4 | 1   | 0  | 0   | 0   | 0   | 1   | 1.6 |     |
| MISSISSIPPI ST. | 02/11/21 | 0  | 0-0 | 000   | 0-0 | 000        | 0-0 | 000         | 0   | 0        | 0   | 1.3 | 0   | 0  | 0   | 0   | 0   | 0   | 1.5 |     |
| OLE MISS        | 02/19/21 | 0  | 0-0 | 000   | 0-0 | 000        | 0-0 | 000         | 0   | 0        | 0   | 1.2 | 0   | 0  | 0   | 0   | 0   | 0   | 1.3 |     |
| ALABAMA         | 02/28/21 | 1  | 0-0 | 000   | 0-0 | 000        | 0-0 | 000         | 0   | 0        | 0   | 1.1 | 0   | 0  | 0   | 0   | 0   | 0   | 1.2 |     |
| Totals          |          | 0  | 92  | 5-16  | 313 | 4-10       | 400 | 2-4         | 500 | 2        | 12  | 14  | 1.1 | 10 | 7   | 9   | 1   | 1   | 16  | 1.2 |

Games played: 13  
Minutes/game: 7.1  
Points/game: 1.2  
FG Pct: 31.3  
3FG Pct: 40.0  
FT Pct: 50.0

Rebounds/game: 1.1  
Assists/game: 0.5  
Turnovers/game: 0.7  
Assist/turnover ratio: 0.8  
Steals/game: 0.1  
Blocks/game: 0.1

## CAREER STATS

| Season  | gp-gs | min/avg | Total |     | 3-Point |      | F-Throws |     | Rebounds |     |     |     | Scoring |     |     |    |    |     |    |     |     |     |     |
|---------|-------|---------|-------|-----|---------|------|----------|-----|----------|-----|-----|-----|---------|-----|-----|----|----|-----|----|-----|-----|-----|-----|
|         |       |         | fg    | fga | pct     | fg   | fga      | pct | ft       | fta | pct | off | def     | tot | avg | pf | fo | ast | to | blk | stl | pts | avg |
| 2020-21 | 13-0  | 92/7.1  | 5-16  | 313 |         | 4-10 | 400      |     | 2-4      | 500 |     | 2   | 12      | 14  | 1.1 | 10 | 0  | 7   | 9  | 1   | 1   | 16  | 1.2 |
| TOTAL   | 13-0  | 92/7.1  | 5-16  | 313 |         | 4-10 | 400      |     | 2-4      | 500 |     | 2   | 12      | 14  | 1.1 | 10 | 0  | 7   | 9  | 1   | 1   | 16  | 1.2 |

# SASHA GOFORTH - SO - 13 - G - FAYETTEVILLE, ARK.



## CAREER HIGHS

|              |    |               |          |
|--------------|----|---------------|----------|
| Points       | 24 | San Francisco | 12-3-20  |
| FG Made      | 8  | Washington    | 1-26-21  |
| FG Att.      | 12 | @ Utah        | 1-31-21  |
| 3FG Made     | 6  | Washington    | 1-26-21  |
| 3FG Att.     | 8  | Stanford      | 2-13-21  |
| FT Made      | 9  | @ Oregon      | 2-28-21  |
| FT Att.      | 12 | San Francisco | 12-3-20  |
| Off. Reb.    | 2  | California    | 3-3-21   |
| Def. Reb.    | 9  | @ Utah        | 1-31-21  |
| Rebounds     | 10 | @ Utah        | 1-31-21  |
| Assists      | 7  | Montana West  | 11-28-20 |
| Blocks       | 3  | @ Wash State  | 12-19-20 |
| Steals       | 4  | Utah          | 12-8-20  |
| Minutes      | 38 | Oregon        | 3-4-21   |
| *Most Recent |    |               |          |

## AT OREGON STATE

Started every game during her freshman season ... Averaged 11.6 points and 3.6 rebounds per game ... Was the Beavers' third-leading scorer ... Dished 34 assists ... Shot 36 percent from beyond the three-point arc ... Had 19 blocked shots and 15 steals on the defensive side of the ball ... Had two 20+ point games ... Notched her first-career double-double against Utah ... As a result of those numbers, Goforth earned Pac-12 All-Freshman honors following the 2020-21 season.

## AT FAYETTEVILLE HS

A highly touted high school recruit, who played her high school ball at Fayetteville High School under Vic Rimmer and her club ball for Nate Sadler, Lee Shannon and Brian Morgan with the Arkansas Banshees ... Rated as the No. 7 player in the nation according to Blue Star Basketball at the time of her signing ... ESPN's No. 21 overall player in the class of 2020 ... Three-time All-Arkansas honoree and was the Arkansas Gatorade Player of the Year in 2019 ... McDonald's All-American and Jordan Brand Classic Invitee ... One of six girls in the nation to earn an invite to the exclusive boys Under Armour SC30 Select Camp.



## **ELAUNA EATON - RFR - 3 - G - HELENA, ARKANSAS**



### **THE SCORING SOUTHPAW**

After suffering a torn ACL during her freshman season, Elauna Eaton is ready to give the Hogs a scoring punch. The Helena, Ark. native brings good size to the position, and is an electrifying scorer with good playmaking chops. The scoring guard was highly touted out of Nettleton high school, ranked as a five-star player and as the No. 37 player in the class of 2020.

## **MARYAM DAUDA - FR - 30 - F - BENTONVILLE, ARKANSAS**



### **A FORCE DOWN LOW**

An absolute force down on the block, Maryam Dauda, who hails from nearby Bentonville, appears to be the big that has alluded the Hogs since Neighbors came back home. Dauda, who was ranked as the No. 13 player and No. 1 post in her class, was a McDonald's All-American and Jordan Brand Classic Invitee. Dauda is a menacing presence down low, standing 6-4. She can do it all – shoot, run the floor and block and alter shots of those that come into the lane.

## ELAUNA EATON - RFR - 3 - G - HELENA, ARKANSAS



### FRESHMAN (2020-21)

Missed all of her freshman season with an ACL injury.

### PRIOR TO ARKANSAS

Named the Arkansas Democrat-Gazette's Player of the Year following her final high school season ... Earned a spot on the Naismith Trophy High School Girls Watch List ... Named AAA 5A All-State in 2019, while earning AAA 6A All-State Honors in 2018 ... Rated as the No. 9 Guard, No. 41 Overall Player in the nation when she committed ... Averaged 23.9 points per game and 7.9 rebounds per game during her senior season ... Scouts Take: "Confident, athletic left-handed guard with offensive arsenal ... Shifty one-on-one creator with mid-range ability ... Crossover creator, collapses defense and gets to the rim ... Nifty passer in traffic" ... Chose Arkansas over Ole Miss, LSU, Southern California and North Carolina State.

## MARYAM DAUDA - FR - 30 - F - BENTONVILLE, ARK.



### PRIOR TO ARKANSAS

The 13th ranked player and top ranked post player in the ESPN HoopGurlz 2021 recruiting rankings at the time of her signing ... Consensus five star recruit out of Bentonville High School ... McDonald's All-American in 2021 ... Naismith High School Player of the Year Semifinalist following her senior season ... Four-time All-Conference selection and three-time All-State selection ... Leading scorer, rebounder, and shot blocker in the history of Bentonville High School ... Averaged 17 points, 8.1 rebounds and 2.6 blocks per game while shooting 61.5 percent from the field and 41.5 percent from deep during her senior season ... Posted averages of 16.6 points, 8.2 rebounds and 2.6 blocks per contest during her junior season.



## **ASHLYN SAGE - FR - 15 - G - WEATHERFORD, OKLAHOMA**



### **SHARPSHOOTER**

Standing 6-2, Ashlyn Sage is a bigger guard. Her size, however isn't even her biggest advantage – she can hit from deep at a high clip, and has in the gym range. Sage was an elite marksman, and the numbers prove that – she led the state of Oklahoma in both three-point percentage and free throw percentage in 2020.

## **EMRIE ELLIS - FR - 55 - F - VANOSS, OKLAHOMA**



### **DO-IT-ALL BIG**

Emrie Ellis, another Oklahoman on the Hogs' roster, is a great playmaker and shooter as a big. She can do a little bit of everything – she can score on the block, score from the three-point line, facilitate from the mid-post, defend down low, and can be a devastating shotblocker. She will give Neighbors another chess piece to play with down low for years to come.

## EMRIE ELLIS - FR - 55 - F - VANOSS, OKLAHOMA

---



### **PRIOR TO ARKANSAS**

No. 48 overall recruit in ASGR's 2021 recruiting rankings ... Named Ada News All-Area Co-Player of the Year in 2021 after leading Vanoss High School to the Class A State Final ... VYPE Top 100 in all four of her high school seasons ... Four-time Pontotoc County All-Conference ... Led the state of Oklahoma in rebounds & blocks in 2018 ... Averaged 13.4 points and 6.8 rebounds per game during her senior season ... Helped Vanoss go 102-16 during her four-year high school career ... Posted 15.6 points, 10.2 rebounds over her 111 games played.

## ASHLYN SAGE - FR - 15 - G - WEATHERFORD, OKLAHOMA

---



### **PRIOR TO ARKANSAS**

No. 84 overall recruit in Premier Basketball's 2021 rankings ... A three-time All-Conference selection ... VYPE Top 100 in both 2020 and 2019 ... Tulsa World Top Players ... Was a state qualifier in 2020 ... Led the state of Oklahoma in both three-point percentage and free throw percentage in 2020.



## **SAMARA SPENCER - FR - 2 - G - FT. LAUDERDALE, FLORIDA**



### **LIGHTNING QUICK SPARK**

A guard with a devastating first step, Samara Spencer has lots of ways she can make you wrong. Up too tight? She will blow by you and get to the rack, where more likely than not, she'll make the layup. Sagging off? She'll drill a three-pointer. She is also a good facilitator and can take the ball from you on the defensive end.

## **JERSEY WOLFENBARGER - FR - 24 - G/F - FT. SMITH, ARKANSAS**



### **THE UNICORN**

Jersey Wolfenbarger arrives on the Hill as perhaps the most highly touted recruit in the program's history. The 6-5 wing ranked No. 7 in the 2021 Hoopgurlz rankings, was the Arkansas Gatorade Player of the Year twice in a row, and earned a spot on the gold medal winning U19 FIBA World Cup squad. Simply put, there has never been a player in women's college basketball quite like her. The blend of size, agility and guard skills is something not seen in the game before.

## **SAMARA SPENCER - FR - 2 - G - FORT LAUDERDALE, FLORIDA**



### **PRIOR TO ARKANSAS**

No. 72 overall recruit according to Blue Star at the time of her signing ... Led St. Thomas Aquinas to a state title during her senior season ... Named Broward County's 7A-6A Player of the Year in 2021 ... Dropped 24 points in the state semifinal and 17 points in the state title game ... Named to Broward County First Team as a junior ... Led the Raiders to the state title game during her sophomore season as well ... Prior to playing for St. Thomas Aquinas, helped lead Fort Myers to a state title during her freshman season as the sixth-woman.

## **JERSEY WOLFENBARGER - FR - 24 - G/F - FORT SMITH, ARKANSAS**



### **PRIOR TO ARKANSAS**

No. 7 overall recruit, and No. 1 wing player in the ESPN HoopGurlz 2021 recruiting rankings at the time of her signing ... Consensus five-star player out of Northside High School ... Arkansas' first McDonald's All-American signee since 2016 ... One of five finalists for the Jersey Mike's Naismith High School Player of the Year Award ... Arkansas' Gatorade Player of the year in 2020 ... Earned Arkansas player of the year honors from the Arkansas Democrat-Gazette, Max Preps and the Arkansas Basketball Coaches Association in 2021 ... Won two state titles during her four year high school career ... Hit a buzzer beater to win the 2019 6A State Championship ... Led the Grizzlies to a 26-2 record and a Class 6A State Championship in 2020-21 ... Averaged 19.0 points, 8.8 rebounds, 3.4 assists and 1.7 blocks per game during her final high school campaign ... Averaged 18.7 points, 6.0 rebounds, 3.7 assists and 1.5 steals per game during her junior season, which was shortened by the COVID-19 pandemic ... Averaged 22.5 points, 3.3 rebounds, 2.5 assists and 1.3 steals during her sophomore season.



# OVERALL STATISTICS



## Arkansas Razorbacks Arkansas Combined Team Statistics (as of Mar 23, 2021) All games



| RECORD:        | OVERALL | HOME | AWAY | NEUTRAL |
|----------------|---------|------|------|---------|
| ALL GAMES      | 19-9    | 12-1 | 6-5  | 1-3     |
| CONFERENCE     | 9-6     | 6-1  | 3-5  | 0-0     |
| NON-CONFERENCE | 10-3    | 6-0  | 3-0  | 1-3     |

| #              | Player           | gp-gs | min  | avg  | Total    |      | 3-Point |      | F-Throw |       | Rebounds |     |      |      | pf  | dq | a   | to  | blk | stl | pts  | avg  |
|----------------|------------------|-------|------|------|----------|------|---------|------|---------|-------|----------|-----|------|------|-----|----|-----|-----|-----|-----|------|------|
|                |                  |       |      |      | fg-fga   | fg%  | 3fg-fga | 3fg% | ft-fga  | ft%   | off      | def | tot  | avg  |     |    |     |     |     |     |      |      |
| 33             | DUNGEE, Chelsea  | 27-27 | 871  | 32.3 | 184-434  | .424 | 58-150  | .387 | 177-224 | .790  | 20       | 84  | 104  | 3.9  | 55  | 0  | 41  | 70  | 7   | 41  | 603  | 22.3 |
| 12             | SLOCUM, Destiny  | 27-27 | 856  | 31.7 | 152-315  | .483 | 52-131  | .397 | 50-70   | .714  | 13       | 75  | 88   | 3.3  | 58  | 0  | 106 | 43  | 1   | 22  | 406  | 15.0 |
| 23             | RAMIREZ, Amber   | 27-27 | 867  | 32.1 | 123-286  | .430 | 77-177  | .435 | 42-52   | .808  | 6        | 72  | 78   | 2.9  | 38  | 0  | 41  | 33  | 5   | 30  | 365  | 13.5 |
| 43             | DANIELS, Makayla | 28-28 | 802  | 28.6 | 101-256  | .395 | 44-120  | .367 | 78-97   | .804  | 9        | 74  | 83   | 3.0  | 75  | 2  | 61  | 43  | 4   | 41  | 324  | 11.6 |
| 04             | BARNUM, Erynn    | 28-0  | 454  | 16.2 | 85-145   | .586 | 1-7     | .143 | 44-87   | .506  | 34       | 94  | 128  | 4.6  | 56  | 0  | 11  | 30  | 23  | 21  | 215  | 7.7  |
| 01             | DAVIS, Marquesha | 26-0  | 314  | 12.1 | 43-95    | .453 | 6-20    | .300 | 27-36   | .750  | 12       | 43  | 55   | 2.1  | 26  | 0  | 10  | 14  | 6   | 22  | 119  | 4.6  |
| 24             | THOMAS, Taylah   | 28-28 | 613  | 21.9 | 40-81    | .494 | 1-5     | .200 | 37-46   | .804  | 62       | 106 | 168  | 6.0  | 67  | 0  | 21  | 21  | 23  | 13  | 118  | 4.2  |
| 14             | MASON, Jailyn    | 27-3  | 553  | 20.5 | 35-100   | .350 | 21-59   | .356 | 4-4     | 1.000 | 2        | 58  | 60   | 2.2  | 32  | 0  | 28  | 13  | 6   | 22  | 95   | 3.5  |
| 20             | McGHEE, Destinee | 6-0   | 30   | 5.0  | 9-17     | .529 | 0-1     | .000 | 2-6     | .333  | 7        | 4   | 11   | 1.8  | 4   | 0  | 0   | 0   | 0   | 0   | 20   | 3.3  |
| 22             | HUGHES, Avery    | 7-0   | 45   | 6.4  | 3-7      | .429 | 3-6     | .500 | 3-3     | 1.000 | 0        | 2   | 2    | 0.3  | 2   | 0  | 5   | 3   | 0   | 2   | 12   | 1.7  |
| 11             | LANGERMAN, Rylee | 13-0  | 92   | 7.1  | 5-16     | .313 | 4-10    | .400 | 2-4     | .500  | 2        | 12  | 14   | 1.1  | 10  | 0  | 7   | 9   | 1   | 1   | 16   | 1.2  |
| 25             | OBERG, Destinee  | 12-0  | 71   | 5.9  | 4-9      | .444 | 0-0     | .000 | 1-4     | .250  | 5        | 10  | 15   | 1.3  | 8   | 0  | 8   | 11  | 1   | 1   | 9    | 0.8  |
| 30             | WEAVER, Macy     | 7-0   | 33   | 4.7  | 1-2      | .500 | 0-0     | .000 | 1-3     | .333  | 4        | 4   | 8    | 1.1  | 9   | 0  | 0   | 2   | 1   | 2   | 3    | 0.4  |
| 13             | Grayce Spangler  | 1-0   | 1    | 1.0  | 0-0      | .000 | 0-0     | .000 | 0-0     | .000  | 0        | 0   | 0    | 0.0  | 0   | 0  | 0   | 0   | 0   | 0   | 0    | 0.0  |
| Team           |                  |       |      |      |          |      |         |      |         |       | 44       | 66  | 110  |      |     |    |     | 9   |     |     |      |      |
| Total.....     |                  | 28    | 5602 |      | 785-1763 | .445 | 267-686 | .389 | 468-636 | .736  | 220      | 704 | 924  | 33.0 | 440 | 2  | 339 | 301 | 78  | 218 | 2305 | 82.3 |
| Opponents..... |                  | 28    | 5600 |      | 771-1771 | .435 | 175-526 | .333 | 349-492 | .709  | 343      | 824 | 1167 | 41.7 | 558 | 14 | 375 | 480 | 86  | 122 | 2066 | 73.8 |

| TEAM STATISTICS        | AR       | OPP      |
|------------------------|----------|----------|
| SCORING                | 2305     | 2066     |
| Points per game        | 82.3     | 73.8     |
| Scoring margin         | +8.5     | -        |
| FIELD GOALS-ATT        | 785-1763 | 771-1771 |
| Field goal pct         | .445     | .435     |
| 3 POINT FG-ATT         | 267-686  | 175-526  |
| 3-point FG pct         | .389     | .333     |
| 3-pt FG made per game  | 9.5      | 6.3      |
| FREE THROWS-ATT        | 468-636  | 349-492  |
| Free throw pct         | .736     | .709     |
| F-Throws made per game | 16.7     | 12.5     |
| REBOUNDS               | 924      | 1167     |
| Rebounds per game      | 33.0     | 41.7     |
| Rebounding margin      | -8.7     | -        |
| ASSISTS                | 339      | 375      |
| Assists per game       | 12.1     | 13.4     |
| TURNOVERS              | 301      | 480      |
| Turnovers per game     | 10.8     | 17.1     |
| Turnover margin        | +6.4     | -        |
| Assist/turnover ratio  | 1.1      | 0.8      |
| STEALS                 | 218      | 122      |
| Steals per game        | 7.8      | 4.4      |
| BLOCKS                 | 78       | 86       |
| Blocks per game        | 2.8      | 3.1      |
| ATTENDANCE             | 28766    | 13725    |
| Home games-Avg/Game    | 13-2213  | 11-1165  |
| Neutral site-Avg/Game  | -        | 4-228    |

| Date       | Opponent          |   | Score  | Att. |
|------------|-------------------|---|--------|------|
| 11/25/20   | ORAL ROBERTS      | w | 96-49  | 1428 |
| 11/27/20   | vs Wake Forest    | w | 98-82  | 0    |
| 11/28/20   | at FGCU           | w | 86-80  | 0    |
| 11/29/20   | vs Maryland       | L | 96-115 | 0    |
| 12/03/20   | LA.-MONROE        | w | 103-50 | 1366 |
| 12/06/20   | BAYLOR            | w | 83-78  | 2633 |
| 12/09/20   | at SMU            | w | 79-47  | 216  |
| 12/13/20   | CENTRAL ARK.      | w | 105-58 | 1694 |
| 12/19/20   | at Little Rock    | w | 80-70  | 1061 |
| 12/21/20   | ARK.-PINE BLUFF   | w | 86-52  | 1577 |
| * 12/31/20 | at Kentucky       | L | 64-75  | 1200 |
| * 01/03/21 | MISSOURI          | w | 91-88  | 1821 |
| * 01/07/21 | at Tennessee      | L | 73-88  | 2143 |
| * 01/10/21 | TEXAS A&M         | L | 73-74  | 2192 |
| * 01/14/21 | FLORIDA           | w | 84-80  | 1449 |
| * 01/18/21 | at South Carolina | L | 82-104 | 3500 |
| * 01/25/21 | at Georgia        | L | 73-75  | 701  |
| 01/28/21   | UCONN             | w | 90-87  | 4400 |
| * 01/31/21 | AUBURN            | w | 77-67  | 2133 |
| * 02/04/21 | at Missouri       | w | 85-80  | 1718 |
| * 02/07/21 | at Texas A&M      | L | 67-69  | 954  |
| * 02/11/21 | MISSISSIPPI ST.   | w | 86-80  | 1707 |
| * 02/19/21 | OLE MISS          | w | 84-74  | 1966 |
| * 02/21/21 | at LSU            | w | 74-64  | 792  |
| * 02/25/21 | at Auburn         | w | 74-69  | 528  |
| * 02/28/21 | ALABAMA           | w | 94-76  | 4400 |
| 03/04/21   | vs Ole Miss       | L | 60-69  | 912  |
| 03/22/21   | vs Wright St.     | L | 62-66  | 0    |

\* - Conference game

| Score by Periods | 1st | 2nd | 3rd | 4th | Totals |
|------------------|-----|-----|-----|-----|--------|
| Arkansas         | 563 | 571 | 611 | 560 | 2305   |
| Opponents        | 463 | 501 | 550 | 552 | 2066   |

# SEC STATISTICS



## Arkansas Razorbacks Arkansas Combined Team Statistics (as of Feb 28, 2021) Conference games only



| RECORD:        | OVERALL | HOME | AWAY | NEUTRAL |
|----------------|---------|------|------|---------|
| ALL GAMES      | 9-6     | 6-1  | 3-5  | 0-0     |
| CONFERENCE     | 9-6     | 6-1  | 3-5  | 0-0     |
| NON-CONFERENCE | 0-0     | 0-0  | 0-0  | 0-0     |

| #              | Player           | gp-gs | min  | avg  | Total   |      | 3-Point |      | F-Throw |       | Rebounds |     |     |      | pf  | dq | a   | to  | blk | stl | pts  | avg  |
|----------------|------------------|-------|------|------|---------|------|---------|------|---------|-------|----------|-----|-----|------|-----|----|-----|-----|-----|-----|------|------|
|                |                  |       |      |      | fg-fga  | fg%  | 3fg-fga | 3fg% | ft-fga  | ft%   | off      | def | tot | avg  |     |    |     |     |     |     |      |      |
| 33             | DUNGEE, Chelsea  | 15-15 | 527  | 35.1 | 107-265 | .404 | 30-79   | .380 | 103-123 | .837  | 14       | 54  | 68  | 4.5  | 33  | 0  | 26  | 48  | 3   | 25  | 347  | 23.1 |
| 12             | SLOCUM, Destiny  | 14-14 | 475  | 33.9 | 82-167  | .491 | 31-68   | .456 | 28-38   | .737  | 6        | 31  | 37  | 2.6  | 34  | 0  | 63  | 27  | 1   | 15  | 223  | 15.9 |
| 23             | RAMIREZ, Amber   | 14-14 | 489  | 34.9 | 69-153  | .451 | 42-93   | .452 | 25-30   | .833  | 4        | 40  | 44  | 3.1  | 23  | 0  | 17  | 18  | 5   | 19  | 205  | 14.6 |
| 43             | DANIELS, Makayla | 15-15 | 429  | 28.6 | 51-126  | .405 | 23-65   | .354 | 31-40   | .775  | 2        | 37  | 39  | 2.6  | 38  | 0  | 27  | 21  | 2   | 25  | 156  | 10.4 |
| 04             | BARNUM, Erynn    | 15-0  | 239  | 15.9 | 45-68   | .662 | 0-0     | .000 | 18-35   | .514  | 17       | 37  | 54  | 3.6  | 32  | 0  | 5   | 12  | 8   | 12  | 108  | 7.2  |
| 24             | THOMAS, Taylah   | 15-15 | 342  | 22.8 | 20-39   | .513 | 1-2     | .500 | 18-24   | .750  | 30       | 56  | 86  | 5.7  | 44  | 0  | 9   | 14  | 16  | 4   | 59   | 3.9  |
| 14             | MASON, Jailyn    | 15-2  | 314  | 20.9 | 17-55   | .309 | 10-30   | .333 | 2-2     | 1.000 | 2        | 39  | 41  | 2.7  | 16  | 0  | 15  | 7   | 5   | 12  | 46   | 3.1  |
| 22             | HUGHES, Avery    | 1-0   | 1    | 1.0  | 0-0     | .000 | 0-0     | .000 | 3-3     | 1.000 | 0        | 0   | 0   | 0.0  | 0   | 0  | 0   | 0   | 0   | 0   | 3    | 3.0  |
| 01             | DAVIS, Marquesha | 15-0  | 156  | 10.4 | 11-35   | .314 | 2-9     | .222 | 10-11   | .909  | 1        | 17  | 18  | 1.2  | 12  | 0  | 3   | 2   | 3   | 3   | 34   | 2.3  |
| 25             | OBERG, Destinee  | 6-0   | 23   | 3.8  | 0-0     | .000 | 0-0     | .000 | 0-0     | .000  | 0        | 3   | 3   | 0.5  | 4   | 0  | 0   | 3   | 0   | 0   | 0    | 0.0  |
| 11             | LANGERMAN, Rylee | 5-0   | 5    | 1.0  | 0-0     | .000 | 0-0     | .000 | 0-0     | .000  | 0        | 2   | 2   | 0.4  | 1   | 0  | 0   | 0   | 0   | 0   | 0    | 0.0  |
| 13             | Grayce Spangler  | 1-0   | 1    | 1.0  | 0-0     | .000 | 0-0     | .000 | 0-0     | .000  | 0        | 0   | 0   | 0.0  | 0   | 0  | 0   | 0   | 0   | 0   | 0    | 0.0  |
| 30             | WEAVER, Macy     | 1-0   | 1    | 1.0  | 0-0     | .000 | 0-0     | .000 | 0-0     | .000  | 0        | 0   | 0   | 0.0  | 0   | 0  | 0   | 0   | 0   | 0   | 0    | 0.0  |
| Team           |                  |       |      |      |         |      |         |      |         |       | 20       | 26  | 46  |      |     |    | 6   |     |     |     |      |      |
| Total.....     |                  | 15    | 3002 |      | 402-908 | .443 | 139-346 | .402 | 238-306 | .778  | 96       | 342 | 438 | 29.2 | 237 | 0  | 165 | 158 | 43  | 115 | 1181 | 78.7 |
| Opponents..... |                  | 15    | 3000 |      | 441-944 | .467 | 86-260  | .331 | 195-272 | .717  | 190      | 437 | 627 | 41.8 | 274 | 3  | 205 | 236 | 49  | 70  | 1163 | 77.5 |

| TEAM STATISTICS        | AR      | OPP     | Date                | Opponent          | Score    | Att. |
|------------------------|---------|---------|---------------------|-------------------|----------|------|
| SCORING                | 1181    | 1163    | * 12/31/20          | at Kentucky       | L 64-75  | 1200 |
| Points per game        | 78.7    | 77.5    | * 01/03/21          | MISSOURI          | W 91-88  | 1821 |
| Scoring margin         | +1.2    | -       | * 01/07/21          | at Tennessee      | L 73-88  | 2143 |
| FIELD GOALS-ATT        | 402-908 | 441-944 | * 01/10/21          | TEXAS A&M         | L 73-74  | 2192 |
| Field goal pct         | .443    | .467    | * 01/14/21          | FLORIDA           | W 84-80  | 1449 |
| 3 POINT FG-ATT         | 139-346 | 86-260  | * 01/18/21          | at South Carolina | L 82-104 | 3500 |
| 3-point FG pct         | .402    | .331    | * 01/25/21          | at Georgia        | L 73-75  | 701  |
| 3-pt FG made per game  | 9.3     | 5.7     | * 01/31/21          | AUBURN            | W 77-67  | 2133 |
| FREE THROWS-ATT        | 238-306 | 195-272 | * 02/04/21          | at Missouri       | W 85-80  | 1718 |
| Free throw pct         | .778    | .717    | * 02/07/21          | at Texas A&M      | L 67-69  | 954  |
| F-Throws made per game | 15.9    | 13.0    | * 02/11/21          | MISSISSIPPI ST.   | W 86-80  | 1707 |
| REBOUNDS               | 438     | 627     | * 02/19/21          | OLE MISS          | W 84-74  | 1966 |
| Rebounds per game      | 29.2    | 41.8    | * 02/21/21          | at LSU            | W 74-64  | 792  |
| Rebounding margin      | -12.6   | -       | * 02/25/21          | at Auburn         | W 74-69  | 528  |
| ASSISTS                | 165     | 205     | * 02/28/21          | ALABAMA           | W 94-76  | 4400 |
| Assists per game       | 11.0    | 13.7    | * - Conference game |                   |          |      |
| TURNOVERS              | 158     | 236     |                     |                   |          |      |
| Turnovers per game     | 10.5    | 15.7    |                     |                   |          |      |
| Turnover margin        | +5.2    | -       |                     |                   |          |      |
| Assist/turnover ratio  | 1.0     | 0.9     |                     |                   |          |      |
| STEALS                 | 115     | 70      |                     |                   |          |      |
| Steals per game        | 7.7     | 4.7     |                     |                   |          |      |
| BLOCKS                 | 43      | 49      |                     |                   |          |      |
| Blocks per game        | 2.9     | 3.3     |                     |                   |          |      |
| ATTENDANCE             | 15668   | 11536   |                     |                   |          |      |
| Home games-Avg/Game    | 7-2238  | 8-1442  |                     |                   |          |      |
| Neutral site-Avg/Game  | -       | 0-0     |                     |                   |          |      |

| Score by Periods | 1st | 2nd | 3rd | 4th | Totals |
|------------------|-----|-----|-----|-----|--------|
| Arkansas         | 303 | 297 | 275 | 306 | 1181   |
| Opponents        | 265 | 275 | 306 | 317 | 1163   |



# POINTS, REBOUNDS & ASSISTS



## Arkansas Razorbacks Arkansas Points-Rebounds-Assists (as of Apr 15, 2021) All games



|                   |          |        |   | 01         | 04         | 11         | 12         | 13         | 14         | 20         |
|-------------------|----------|--------|---|------------|------------|------------|------------|------------|------------|------------|
| Opponent          | Date     | Score  |   | DAVIS,MARO | BARNUM,ERY | LANGERMAN, | SLOCUM,DES | SPANGLER,G | MASON,JAIL | MCGHEE,DES |
| ORAL ROBERTS      | 11/25/20 | 96-49  | w | 11-11-1    | 14-4-1     | 3-4-0      | 22-0-3     | DNP        | 2-1-0      | 1-1-0      |
| vs Wake Forest    | 11/27/20 | 98-82  | w | 0-2-1      | 12-5-1     | 0-1-0      | 16-4-2     | DNP        | 2-1-3      | 0-0-0      |
| at FGCU           | 11/28/20 | 86-80  | w | 2-2-0      | 9-4-0      | DNP        | 12-6-5     | DNP        | 0-2-0      | DNP        |
| vs Maryland       | 11/29/20 | 96-115 | L | 15-4-0     | 4-5-0      | 2-0-0      | 16-3-4     | DNP        | 10-1-0     | DNP        |
| LA.-MONROE        | 12/03/20 | 103-50 | w | 14-3-0     | 17-8-1     | 4-0-0      | 18-3-3     | DNP        | 5-1-2      | 6-3-0      |
| BAYLOR            | 12/06/20 | 83-78  | w | 8-4-0      | 0-2-0      | DNP        | 14-7-2     | DNP        | 0-3-1      | DNP        |
| at SMU            | 12/09/20 | 79-47  | w | DNP        | 7-8-1      | 4-2-0      | 9-4-5      | DNP        | 5-2-4      | 7-3-0      |
| CENTRAL ARK.      | 12/13/20 | 105-58 | w | DNP        | 7-6-1      | 0-4-4      | 22-5-4     | DNP        | 16-2-2     | 6-3-0      |
| at Little Rock    | 12/19/20 | 80-70  | w | 7-0-3      | 8-6-0      | DNP        | 16-5-4     | DNP        | 9-2-0      | DNP        |
| ARK.-PINE BLUFF   | 12/21/20 | 86-52  | w | 15-4-2     | 13-10-1    | 3-1-3      | 18-1-3     | DNP        | 0-2-1      | 0-1-0      |
| at Kentucky       | 12/31/20 | 64-75  | L | 0-1-0      | 11-5-0     | DNP        | 12-3-6     | DNP        | 0-3-2      | DNP        |
| MISSOURI          | 01/03/21 | 91-88  | w | 3-0-1      | 5-6-1      | DNP        | 10-1-3     | DNP        | 9-5-2      | DNP        |
| at Tennessee      | 01/07/21 | 73-88  | L | 0-3-0      | 0-3-0      | DNP        | 17-5-2     | DNP        | 0-2-0      | DNP        |
| TEXAS A&M         | 01/10/21 | 73-74  | L | 2-3-0      | 6-3-0      | 0-2-0      | 13-3-6     | DNP        | 13-0-1     | DNP        |
| FLORIDA           | 01/14/21 | 84-80  | w | 0-0-0      | 2-0-0      | DNP        | 17-5-2     | DNP        | 0-4-1      | DNP        |
| at South Carolina | 01/18/21 | 82-104 | L | 3-3-1      | 13-3-0     | DNP        | 15-4-5     | DNP        | 0-0-1      | DNP        |
| at Georgia        | 01/25/21 | 73-75  | L | 4-0-0      | 15-4-0     | DNP        | 11-0-5     | DNP        | 3-4-0      | DNP        |
| UCONN             | 01/28/21 | 90-87  | w | 7-3-0      | 4-4-0      | 0-0-0      | 5-5-2      | DNP        | DNP        | DNP        |
| AUBURN            | 01/31/21 | 77-67  | w | 4-1-0      | 4-0-2      | 0-0-0      | 14-4-3     | DNP        | 8-5-4      | DNP        |
| at Missouri       | 02/04/21 | 85-80  | w | 2-0-0      | 6-3-0      | DNP        | 22-3-10    | DNP        | 5-2-1      | DNP        |
| at Texas A&M      | 02/07/21 | 67-69  | L | 5-0-0      | 10-3-0     | DNP        | 4-1-4      | DNP        | 0-1-1      | DNP        |
| MISSISSIPPI ST.   | 02/11/21 | 86-80  | w | 0-2-0      | 9-4-0      | 0-0-0      | 26-0-4     | DNP        | 2-4-1      | DNP        |
| OLE MISS          | 02/19/21 | 84-74  | w | 7-3-0      | 7-4-1      | 0-0-0      | DNP        | DNP        | 3-6-0      | DNP        |
| at LSU            | 02/21/21 | 74-64  | w | 0-0-0      | 12-4-0     | DNP        | 29-3-2     | DNP        | 0-2-0      | DNP        |
| at Auburn         | 02/25/21 | 74-69  | w | 2-2-0      | 8-6-0      | DNP        | 16-2-4     | DNP        | 3-2-0      | DNP        |
| ALABAMA           | 02/28/21 | 94-76  | w | 2-0-1      | 0-6-1      | 0-0-0      | 17-3-7     | 0-0-0      | 0-1-1      | DNP        |
| vs Ole Miss       | 03/04/21 | 60-69  | L | 0-1-0      | 6-7-0      | DNP        | 13-5-4     | DNP        | 0-2-0      | DNP        |
| vs Wright St.     | 03/22/21 | 62-66  | L | 6-3-0      | 6-5-0      | DNP        | 2-3-2      | DNP        | 0-0-0      | DNP        |

|                   |          |        |   | 22         | 23         | 24         | 25         | 30         | 33         | 43         |
|-------------------|----------|--------|---|------------|------------|------------|------------|------------|------------|------------|
| Opponent          | Date     | Score  |   | HUGHES,AVE | RAMIREZ,AM | THOMAS,TAY | OBERG,DEST | WEAVER,MAC | DUNGEE,CHE | DANIELS,MA |
| ORAL ROBERTS      | 11/25/20 | 96-49  | w | 3-0-0      | 3-0-1      | 4-13-3     | 2-2-0      | 0-2-0      | 17-3-1     | 14-6-1     |
| vs Wake Forest    | 11/27/20 | 98-82  | w | DNP        | 22-3-2     | 11-9-1     | DNP        | DNP        | 17-6-2     | 18-3-5     |
| at FGCU           | 11/28/20 | 86-80  | w | DNP        | 12-2-0     | 11-10-2    | DNP        | DNP        | 25-6-0     | 15-7-2     |
| vs Maryland       | 11/29/20 | 96-115 | L | 0-0-0      | 4-4-3      | 3-2-2      | 3-1-1      | 0-0-0      | 18-3-0     | 21-4-3     |
| LA.-MONROE        | 12/03/20 | 103-50 | w | 0-0-2      | 11-1-3     | 2-8-0      | 0-6-2      | 0-2-0      | 15-2-1     | 11-2-4     |
| BAYLOR            | 12/06/20 | 83-78  | w | DNP        | 23-6-0     | 0-5-1      | DNP        | DNP        | 22-1-0     | 16-3-1     |
| at SMU            | 12/09/20 | 79-47  | w | 0-1-0      | 18-2-2     | 4-8-0      | 0-0-2      | 0-0-0      | 12-3-3     | 13-3-7     |
| CENTRAL ARK.      | 12/13/20 | 105-58 | w | 0-0-1      | 14-2-5     | 5-3-1      | 2-0-1      | 0-1-0      | 26-1-0     | 7-3-3      |
| at Little Rock    | 12/19/20 | 80-70  | w | DNP        | 10-2-2     | 1-3-0      | DNP        | DNP        | 18-4-2     | 11-3-2     |
| ARK.-PINE BLUFF   | 12/21/20 | 86-52  | w | 6-1-2      | 2-3-1      | 11-5-1     | 2-3-2      | 3-3-0      | DNP        | 13-3-2     |
| at Kentucky       | 12/31/20 | 64-75  | L | DNP        | 11-3-1     | 1-6-0      | DNP        | DNP        | 20-3-0     | 9-1-0      |
| MISSOURI          | 01/03/21 | 91-88  | w | DNP        | 17-4-2     | 6-5-1      | DNP        | DNP        | 25-4-2     | 16-5-2     |
| at Tennessee      | 01/07/21 | 73-88  | L | DNP        | 15-3-1     | 2-4-1      | 0-1-0      | DNP        | 30-7-3     | 9-2-3      |
| TEXAS A&M         | 01/10/21 | 73-74  | L | DNP        | DNP        | 2-6-1      | 0-0-0      | DNP        | 21-4-2     | 16-1-3     |
| FLORIDA           | 01/14/21 | 84-80  | w | DNP        | 12-3-0     | 9-8-2      | 0-2-0      | DNP        | 33-4-3     | 11-4-2     |
| at South Carolina | 01/18/21 | 82-104 | L | DNP        | 10-3-0     | 9-6-1      | 0-0-0      | DNP        | 22-5-1     | 10-1-1     |
| at Georgia        | 01/25/21 | 73-75  | L | DNP        | 2-2-3      | 0-10-0     | DNP        | DNP        | 25-8-0     | 13-3-1     |
| UCONN             | 01/28/21 | 90-87  | w | DNP        | 22-2-1     | 4-7-1      | DNP        | DNP        | 37-3-3     | 11-1-3     |
| AUBURN            | 01/31/21 | 77-67  | w | DNP        | 19-4-3     | 5-9-2      | DNP        | DNP        | 16-5-3     | 7-1-0      |
| at Missouri       | 02/04/21 | 85-80  | w | DNP        | 17-2-4     | 2-7-0      | DNP        | DNP        | 27-5-0     | 4-0-4      |
| at Texas A&M      | 02/07/21 | 67-69  | L | DNP        | 21-1-0     | 2-3-1      | 0-0-0      | DNP        | 12-7-2     | 13-2-3     |
| MISSISSIPPI ST.   | 02/11/21 | 86-80  | w | DNP        | 12-3-0     | 6-6-0      | DNP        | DNP        | 22-5-1     | 9-2-1      |
| OLE MISS          | 02/19/21 | 84-74  | w | DNP        | 19-4-0     | 3-1-0      | DNP        | DNP        | 38-2-4     | 7-1-2      |
| at LSU            | 02/21/21 | 74-64  | w | DNP        | 0-6-1      | 7-7-0      | DNP        | DNP        | 20-3-1     | 6-5-2      |
| at Auburn         | 02/25/21 | 74-69  | w | DNP        | 15-3-0     | 3-4-0      | DNP        | DNP        | 16-4-1     | 11-2-2     |
| ALABAMA           | 02/28/21 | 94-76  | w | 3-0-0      | 35-3-2     | 2-4-0      | 0-0-0      | 0-0-0      | 20-2-3     | 15-9-1     |
| vs Ole Miss       | 03/04/21 | 60-69  | L | DNP        | 10-4-2     | 2-3-0      | DNP        | DNP        | 22-1-1     | 7-5-1      |
| vs Wright St.     | 03/22/21 | 62-66  | L | DNP        | 9-3-2      | 1-6-0      | DNP        | DNP        | 27-3-2     | 11-1-0     |

# CATEGORY LEADERS



## Arkansas Razorbacks Arkansas Category Leaders (as of Apr 15, 2021) All games



| Points           | G  | Pts | Pts/G |
|------------------|----|-----|-------|
| DUNGEE, Chelsea  | 27 | 603 | 22.3  |
| SLOCUM, Destiny  | 27 | 406 | 15.0  |
| RAMIREZ, Amber   | 27 | 365 | 13.5  |
| DANIELS, Makayla | 28 | 324 | 11.6  |
| BARNUM, Erynn    | 28 | 215 | 7.7   |
| DAVIS, Marquesha | 26 | 119 | 4.6   |
| THOMAS, Taylah   | 28 | 118 | 4.2   |
| MASON, Jailyn    | 27 | 95  | 3.5   |
| McGHEE, Destinee | 6  | 20  | 3.3   |
| LANGERMAN, Rylee | 13 | 16  | 1.2   |
| HUGHES, Avery    | 7  | 12  | 1.7   |
| OBERG, Destinee  | 12 | 9   | 0.8   |

| FG Percentage    | FG  | Att | Pct  |
|------------------|-----|-----|------|
| BARNUM, Erynn    | 85  | 145 | .586 |
| McGHEE, Destinee | 9   | 17  | .529 |
| WEAVER, Macy     | 1   | 2   | .500 |
| THOMAS, Taylah   | 40  | 81  | .494 |
| SLOCUM, Destiny  | 152 | 315 | .483 |
| DAVIS, Marquesha | 43  | 95  | .453 |
| OBERG, Destinee  | 4   | 9   | .444 |
| RAMIREZ, Amber   | 123 | 286 | .430 |
| HUGHES, Avery    | 3   | 7   | .429 |
| DUNGEE, Chelsea  | 184 | 434 | .424 |
| DANIELS, Makayla | 101 | 256 | .395 |
| MASON, Jailyn    | 35  | 100 | .350 |

| 3-Point Percentage | 3FG | Att | Pct  |
|--------------------|-----|-----|------|
| HUGHES, Avery      | 3   | 6   | .500 |
| RAMIREZ, Amber     | 77  | 177 | .435 |
| LANGERMAN, Rylee   | 4   | 10  | .400 |
| SLOCUM, Destiny    | 52  | 131 | .397 |
| DUNGEE, Chelsea    | 58  | 150 | .387 |
| DANIELS, Makayla   | 44  | 120 | .367 |
| MASON, Jailyn      | 21  | 59  | .356 |
| DAVIS, Marquesha   | 6   | 20  | .300 |
| THOMAS, Taylah     | 1   | 5   | .200 |
| BARNUM, Erynn      | 1   | 7   | .143 |
| McGHEE, Destinee   | 0   | 1   | .000 |

| Free Throw Percent | FG  | Att | Pct   |
|--------------------|-----|-----|-------|
| MASON, Jailyn      | 4   | 4   | 1.000 |
| HUGHES, Avery      | 3   | 3   | 1.000 |
| RAMIREZ, Amber     | 42  | 52  | .808  |
| THOMAS, Taylah     | 37  | 46  | .804  |
| DANIELS, Makayla   | 78  | 97  | .804  |
| DUNGEE, Chelsea    | 177 | 224 | .790  |
| DAVIS, Marquesha   | 27  | 36  | .750  |
| SLOCUM, Destiny    | 50  | 70  | .714  |
| BARNUM, Erynn      | 44  | 87  | .506  |
| LANGERMAN, Rylee   | 2   | 4   | .500  |
| McGHEE, Destinee   | 2   | 6   | .333  |
| WEAVER, Macy       | 1   | 3   | .333  |

| Scoring Average  | G  | Pts | Avg/G |
|------------------|----|-----|-------|
| DUNGEE, Chelsea  | 27 | 603 | 22.3  |
| SLOCUM, Destiny  | 27 | 406 | 15.0  |
| RAMIREZ, Amber   | 27 | 365 | 13.5  |
| DANIELS, Makayla | 28 | 324 | 11.6  |
| BARNUM, Erynn    | 28 | 215 | 7.7   |
| DAVIS, Marquesha | 26 | 119 | 4.6   |
| THOMAS, Taylah   | 28 | 118 | 4.2   |
| MASON, Jailyn    | 27 | 95  | 3.5   |
| McGHEE, Destinee | 6  | 20  | 3.3   |
| HUGHES, Avery    | 7  | 12  | 1.7   |
| LANGERMAN, Rylee | 13 | 16  | 1.2   |
| OBERG, Destinee  | 12 | 9   | 0.8   |

| Field Goal Attempts | G  | Att | Att/G |
|---------------------|----|-----|-------|
| DUNGEE, Chelsea     | 27 | 434 | 16.1  |
| SLOCUM, Destiny     | 27 | 315 | 11.7  |
| RAMIREZ, Amber      | 27 | 286 | 10.6  |
| DANIELS, Makayla    | 28 | 256 | 9.1   |
| BARNUM, Erynn       | 28 | 145 | 5.2   |

| Field Goals Made | G  | Made | Made/G |
|------------------|----|------|--------|
| DUNGEE, Chelsea  | 27 | 184  | 6.8    |
| SLOCUM, Destiny  | 27 | 152  | 5.6    |
| RAMIREZ, Amber   | 27 | 123  | 4.6    |
| DANIELS, Makayla | 28 | 101  | 3.6    |
| BARNUM, Erynn    | 28 | 85   | 3.0    |

| 3-Point FG Attempts | G  | Att | Att/G |
|---------------------|----|-----|-------|
| RAMIREZ, Amber      | 27 | 177 | 6.6   |
| DUNGEE, Chelsea     | 27 | 150 | 5.6   |
| SLOCUM, Destiny     | 27 | 131 | 4.9   |
| DANIELS, Makayla    | 28 | 120 | 4.3   |
| MASON, Jailyn       | 27 | 59  | 2.2   |

| 3-Point FG Made  | G  | Made | Made/G |
|------------------|----|------|--------|
| RAMIREZ, Amber   | 27 | 77   | 2.9    |
| DUNGEE, Chelsea  | 27 | 58   | 2.1    |
| SLOCUM, Destiny  | 27 | 52   | 1.9    |
| DANIELS, Makayla | 28 | 44   | 1.6    |
| MASON, Jailyn    | 27 | 21   | 0.8    |

| Free Throw Attempts | G  | Att | Att/G |
|---------------------|----|-----|-------|
| DUNGEE, Chelsea     | 27 | 224 | 8.3   |
| DANIELS, Makayla    | 28 | 97  | 3.5   |
| BARNUM, Erynn       | 28 | 87  | 3.1   |
| SLOCUM, Destiny     | 27 | 70  | 2.6   |
| RAMIREZ, Amber      | 27 | 52  | 1.9   |

| Free Throws Made | G  | Made | Made/G |
|------------------|----|------|--------|
| DUNGEE, Chelsea  | 27 | 177  | 6.6    |
| DANIELS, Makayla | 28 | 78   | 2.8    |
| SLOCUM, Destiny  | 27 | 50   | 1.9    |
| BARNUM, Erynn    | 28 | 44   | 1.6    |
| RAMIREZ, Amber   | 27 | 42   | 1.6    |



# CATEGORY LEADERS



## Arkansas Razorbacks Arkansas Category Leaders (as of Apr 15, 2021) All games



| Rebounds         | G  | Reb | Reb/G |
|------------------|----|-----|-------|
| THOMAS, Taylah   | 28 | 168 | 6.0   |
| BARNUM, Erynn    | 28 | 128 | 4.6   |
| DUNGEE, Chelsea  | 27 | 104 | 3.9   |
| SLOCUM, Destiny  | 27 | 88  | 3.3   |
| DANIELS, Makayla | 28 | 83  | 3.0   |

| Rebound Average  | G  | Reb | Avg/G |
|------------------|----|-----|-------|
| THOMAS, Taylah   | 28 | 168 | 6.0   |
| BARNUM, Erynn    | 28 | 128 | 4.6   |
| DUNGEE, Chelsea  | 27 | 104 | 3.9   |
| SLOCUM, Destiny  | 27 | 88  | 3.3   |
| DANIELS, Makayla | 28 | 83  | 3.0   |

| Offensive Rebounds | G  | No. | Avg/G |
|--------------------|----|-----|-------|
| THOMAS, Taylah     | 28 | 62  | 2.2   |
| BARNUM, Erynn      | 28 | 34  | 1.2   |
| DUNGEE, Chelsea    | 27 | 20  | 0.7   |
| SLOCUM, Destiny    | 27 | 13  | 0.5   |
| DAVIS, Marquesha   | 26 | 12  | 0.5   |

| Defensive Rebounds | G  | No. | Avg/G |
|--------------------|----|-----|-------|
| THOMAS, Taylah     | 28 | 106 | 3.8   |
| BARNUM, Erynn      | 28 | 94  | 3.4   |
| DUNGEE, Chelsea    | 27 | 84  | 3.1   |
| SLOCUM, Destiny    | 27 | 75  | 2.8   |
| DANIELS, Makayla   | 28 | 74  | 2.6   |

| Fouls            | G  | No. | Per/G |
|------------------|----|-----|-------|
| DANIELS, Makayla | 28 | 75  | 2.7   |
| THOMAS, Taylah   | 28 | 67  | 2.4   |
| SLOCUM, Destiny  | 27 | 58  | 2.1   |
| BARNUM, Erynn    | 28 | 56  | 2.0   |
| DUNGEE, Chelsea  | 27 | 55  | 2.0   |

| Foulouts         | G  | No. |
|------------------|----|-----|
| DANIELS, Makayla | 28 | 2   |

| Assists          | G  | No. | Ast/G |
|------------------|----|-----|-------|
| SLOCUM, Destiny  | 27 | 106 | 3.9   |
| DANIELS, Makayla | 28 | 61  | 2.2   |
| RAMIREZ, Amber   | 27 | 41  | 1.5   |
| DUNGEE, Chelsea  | 27 | 41  | 1.5   |
| MASON, Jailyn    | 27 | 28  | 1.0   |

| Steals           | G  | No. | Stl/G |
|------------------|----|-----|-------|
| DANIELS, Makayla | 28 | 41  | 1.5   |
| DUNGEE, Chelsea  | 27 | 41  | 1.5   |
| RAMIREZ, Amber   | 27 | 30  | 1.1   |
| DAVIS, Marquesha | 26 | 22  | 0.8   |
| MASON, Jailyn    | 27 | 22  | 0.8   |
| SLOCUM, Destiny  | 27 | 22  | 0.8   |

| Blocked Shots    | G  | No. | Blk/G |
|------------------|----|-----|-------|
| BARNUM, Erynn    | 28 | 23  | 0.8   |
| THOMAS, Taylah   | 28 | 23  | 0.8   |
| DUNGEE, Chelsea  | 27 | 7   | 0.3   |
| DAVIS, Marquesha | 26 | 6   | 0.2   |
| MASON, Jailyn    | 27 | 6   | 0.2   |

| Minutes          | G  | No. | Min/G |
|------------------|----|-----|-------|
| DUNGEE, Chelsea  | 27 | 871 | 32.3  |
| RAMIREZ, Amber   | 27 | 867 | 32.1  |
| SLOCUM, Destiny  | 27 | 856 | 31.7  |
| DANIELS, Makayla | 28 | 802 | 28.6  |
| THOMAS, Taylah   | 28 | 613 | 21.9  |

| Turnovers        | G  | No. | TO/G |
|------------------|----|-----|------|
| DUNGEE, Chelsea  | 27 | 70  | 2.6  |
| DANIELS, Makayla | 28 | 43  | 1.5  |
| SLOCUM, Destiny  | 27 | 43  | 1.6  |
| RAMIREZ, Amber   | 27 | 33  | 1.2  |
| BARNUM, Erynn    | 28 | 30  | 1.1  |

# 2020-21 BOX SCORES



## Official Basketball Box Score -- Game Totals -- Final Statistics Oral Roberts vs Arkansas 11/25/20 11:00 am at Fayetteville, AR



### Oral Roberts 49 • 0-1,0-0 Summit L

| #          | Player              | Total  |        | 3-Ptr     |        | Rebounds  |       |           | PF    | TP          | A TO Blk Stl |          |     |          | Min |
|------------|---------------------|--------|--------|-----------|--------|-----------|-------|-----------|-------|-------------|--------------|----------|-----|----------|-----|
|            |                     | FG-FGA | FT-FTA | FG-FGA    | FT-FTA | Off       | Def   | Tot       |       |             | A            | TO       | Blk | Stl      |     |
| 32         | Addisyn Moore       | f      | 0-2    | 0-0       | 0-0    | 2         | 3     | 5         | 5     | 0           | 0            | 3        | 0   | 0        | 16  |
| 20         | Regan Schumacher    | c      | 3-6    | 0-0       | 2-6    | 1         | 1     | 2         | 5     | 8           | 0            | 1        | 0   | 1        | 18  |
| 02         | Tierney Coleman     | e      | 3-8    | 0-3       | 3-4    | 0         | 4     | 4         | 4     | 9           | 0            | 5        | 0   | 1        | 20  |
| 14         | Ariel Walker        | e      | 2-6    | 0-3       | 0-2    | 0         | 6     | 6         | 2     | 4           | 1            | 2        | 0   | 0        | 27  |
| 33         | Kem Jo Lippe        | e      | 0-1    | 0-1       | 0-0    | 0         | 2     | 2         | 0     | 0           | 0            | 1        | 0   | 0        | 2   |
| 00         | Tyaja Coleman       | e      | 0-2    | 0-2       | 2-2    | 0         | 1     | 1         | 4     | 2           | 1            | 5        | 0   | 0        | 21  |
| 03         | Corrie Anderson     | e      | 0-0    | 0-0       | 0-0    | 0         | 0     | 0         | 0     | 0           | 0            | 0        | 0   | 0        | 2   |
| 04         | Hannah Giddey       | e      | 0-1    | 0-0       | 0-0    | 1         | 5     | 6         | 1     | 0           | 1            | 0        | 1   | 0        | 16  |
| 11         | Gem Summers         | e      | 0-4    | 0-0       | 3-4    | 0         | 2     | 2         | 3     | 3           | 0            | 3        | 0   | 1        | 16  |
| 12         | Camryn Hill         | e      | 3-6    | 1-2       | 0-0    | 0         | 1     | 1         | 3     | 7           | 1            | 6        | 0   | 0        | 21  |
| 22         | Faith Paramore      | e      | 5-13   | 2-7       | 2-2    | 2         | 5     | 7         | 3     | 14          | 0            | 3        | 0   | 1        | 32  |
| 24         | Courtlyn Loudermill | e      | 1-3    | 0-1       | 0-0    | 0         | 1     | 1         | 2     | 2           | 1            | 0        | 0   | 0        | 9   |
| Team       |                     |        |        |           |        | 1         | 1     | 2         |       |             |              |          |     |          |     |
| Totals     |                     |        | 17-52  | 3-19      | 12-20  | 7         | 32    | 39        | 32    | 49          | 5            | 29       | 1   | 4        | 200 |
| 1st - FG % |                     | 2-10   | 20.0%  | 2nd: 5-15 | 33.3%  | 3rd: 4-14 | 28.6% | 4th: 6-13 | 46.2% | Game: 17-52 | 32.7%        | Deadball |     | Rebounds |     |
| 3FG %      |                     | 0-5    | 0.0%   | 2-6       | 33.3%  | 0-5       | 0.0%  | 1-3       | 33.3% | 3-19        | 15.8%        |          |     |          |     |
| FT %       |                     | 2-2    | 100.0% | 1-2       | 50.0%  | 9-12      | 75.0% | 0-4       | 0.0%  | 12-20       | 60.0%        |          |     |          |     |

### Arkansas 96 • 1-0,0-0 SEC

| #          | Player           | Total  |        | 3-Ptr     |        | Rebounds   |       |           | PF    | TP          | A TO Blk Stl |          |     |          | Min |
|------------|------------------|--------|--------|-----------|--------|------------|-------|-----------|-------|-------------|--------------|----------|-----|----------|-----|
|            |                  | FG-FGA | FT-FTA | FG-FGA    | FT-FTA | Off        | Def   | Tot       |       |             | A            | TO       | Blk | Stl      |     |
| 24         | THOMAS, Taylah   | f      | 2-4    | 0-0       | 0-0    | 9          | 4     | 13        | 1     | 4           | 3            | 0        | 0   | 2        | 17  |
| 12         | SLOCUM, Destiny  | e      | 9-14   | 2-6       | 2-3    | 0          | 0     | 0         | 3     | 22          | 3            | 0        | 0   | 1        | 28  |
| 23         | RAMIREZ, Amber   | e      | 1-10   | 1-6       | 0-0    | 0          | 0     | 0         | 2     | 3           | 1            | 3        | 0   | 2        | 22  |
| 33         | DUNGEE, Chelsea  | e      | 4-8    | 1-3       | 8-11   | 0          | 3     | 3         | 0     | 17          | 1            | 1        | 1   | 0        | 23  |
| 43         | DANIELS, Makayla | e      | 3-14   | 2-6       | 6-6    | 3          | 3     | 6         | 3     | 14          | 1            | 0        | 0   | 3        | 24  |
| 01         | DAVIS, Marquesha | e      | 4-9    | 0-0       | 3-6    | 4          | 7     | 11        | 0     | 11          | 1            | 0        | 0   | 5        | 18  |
| 04         | BARNUM, Erynn    | e      | 5-10   | 0-2       | 4-12   | 1          | 3     | 4         | 0     | 14          | 1            | 0        | 1   | 2        | 16  |
| 11         | LANGERMAN, Rylee | e      | 1-3    | 1-2       | 0-0    | 0          | 4     | 4         | 1     | 3           | 0            | 1        | 0   | 0        | 10  |
| 14         | MASON, Jaiilyn   | e      | 0-1    | 0-1       | 2-2    | 0          | 1     | 1         | 2     | 2           | 0            | 0        | 0   | 2        | 17  |
| 20         | McGHEE, Destinee | e      | 0-2    | 0-1       | 1-2    | 1          | 0     | 1         | 1     | 1           | 0            | 0        | 0   | 0        | 5   |
| 22         | HUGHES, Avery    | e      | 1-2    | 1-2       | 0-0    | 0          | 0     | 0         | 1     | 3           | 0            | 1        | 0   | 1        | 7   |
| 35         | OBORG, Destinee  | e      | 1-1    | 0-0       | 0-0    | 0          | 2     | 2         | 0     | 2           | 0            | 3        | 0   | 0        | 7   |
| 20         | WEAVER, Macy     | e      | 0-1    | 0-0       | 0-0    | 0          | 2     | 2         | 1     | 0           | 0            | 0        | 0   | 0        | 6   |
| Team       |                  |        |        |           |        | 3          | 3     | 6         |       |             |              |          |     |          |     |
| Totals     |                  |        | 31-79  | 8-29      | 26-42  | 23         | 30    | 53        | 15    | 96          | 11           | 9        | 2   | 18       | 200 |
| 1st - FG % |                  | 7-19   | 36.8%  | 2nd: 8-16 | 50.0%  | 3rd: 10-19 | 52.6% | 4th: 6-25 | 24.0% | Game: 31-79 | 39.2%        | Deadball |     | Rebounds |     |
| 3FG %      |                  | 0-6    | 0.0%   | 4-9       | 44.4%  | 3-7        | 42.9% | 1-7       | 14.3% | 8-29        | 27.6%        |          |     |          |     |
| FT %       |                  | 9-5    | 60.0%  | 8-14      | 57.1%  | 8-13       | 61.5% | 7-10      | 70.0% | 26-42       | 61.9%        |          |     |          |     |

Officials: Kelly Johnson, Chaney Muench, Bryan Enterline

Technical fouls: Oral Roberts-None. Arkansas-None.

Attendance: 1428

2020-21 Women's Basketball. Round: 0. Arkansas vs Oral Roberts. Played at Bud

| Score by periods | 1st | 2nd | 3rd | 4th | Total |
|------------------|-----|-----|-----|-----|-------|
| Oral Roberts     | 6   | 13  | 17  | 13  | 49    |
| Arkansas         | 17  | 28  | 31  | 20  | 96    |



## Official Basketball Box Score -- Game Totals -- Final Statistics Wake Forest vs Arkansas 11/27/20 11:30 am at Fort Myers, FL



### Wake Forest 82 • 0-1,0-0 ACC

| #          | Player             | Total  |        | 3-Ptr     |        | Rebounds  |       |           | PF    | TP          | A TO Blk Stl |          |     |          | Min |
|------------|--------------------|--------|--------|-----------|--------|-----------|-------|-----------|-------|-------------|--------------|----------|-----|----------|-----|
|            |                    | FG-FGA | FT-FTA | FG-FGA    | FT-FTA | Off       | Def   | Tot       |       |             | A            | TO       | Blk | Stl      |     |
| 11         | Ivana Raca         | f      | 4-12   | 0-3       | 1-4    | 3         | 8     | 11        | 1     | 9           | 1            | 3        | 0   | 1        | 29  |
| 23         | Christina Morra    | f      | 4-7    | 0-0       | 6-7    | 4         | 5     | 9         | 4     | 14          | 2            | 5        | 3   | 0        | 29  |
| 05         | Gina Conti         | e      | 8-12   | 3-5       | 4-4    | 0         | 3     | 3         | 0     | 23          | 5            | 2        | 0   | 1        | 32  |
| 24         | Jewel Spear        | e      | 2-7    | 2-7       | 0-0    | 0         | 0     | 0         | 3     | 6           | 0            | 2        | 0   | 0        | 19  |
| 32         | Alexandria Scruggs | e      | 5-14   | 2-4       | 1-2    | 4         | 3     | 7         | 1     | 13          | 1            | 2        | 0   | 2        | 32  |
| 01         | Anaia Hoard        | e      | 1-4    | 0-3       | 0-0    | 0         | 0     | 0         | 2     | 2           | 0            | 0        | 0   | 0        | 8   |
| 02         | Kaia Harrison      | e      | 2-7    | 0-1       | 2-3    | 0         | 0     | 0         | 1     | 6           | 0            | 2        | 0   | 0        | 11  |
| 03         | Mckenzie Maier     | e      | 0-0    | 0-0       | 0-0    | 0         | 0     | 0         | 0     | 0           | 0            | 0        | 0   | 0        | 3   |
| 04         | Aliah McWhorter    | e      | 0-0    | 0-0       | 0-0    | 0         | 0     | 0         | 0     | 0           | 0            | 0        | 0   | 0        | 1   |
| 15         | Neveah Brown       | e      | 2-7    | 0-2       | 4-4    | 0         | 0     | 0         | 4     | 8           | 1            | 0        | 0   | 0        | 15  |
| 20         | Olivia Summiel     | e      | 0-1    | 0-0       | 1-2    | 4         | 6     | 10        | 2     | 1           | 2            | 2        | 0   | 1        | 20  |
| 25         | Demeara Hinds      | e      | 0-0    | 0-0       | 0-0    | 0         | 0     | 0         | 0     | 0           | 0            | 0        | 0   | 0        | 1   |
| Team       |                    |        |        |           |        | 4         | 0     | 4         |       |             |              |          |     |          |     |
| Totals     |                    |        | 28-71  | 7-25      | 19-26  | 19        | 25    | 44        | 18    | 82          | 12           | 19       | 3   | 5        | 200 |
| 1st - FG % |                    | 8-19   | 42.1%  | 2nd: 6-14 | 42.9%  | 3rd: 7-18 | 38.9% | 4th: 7-30 | 23.3% | Game: 28-71 | 39.4%        | Deadball |     | Rebounds |     |
| 3FG %      |                    | 4-9    | 44.4%  | 2-6       | 33.3%  | 1-5       | 20.0% | 0-5       | 0.0%  | 7-25        | 28.0%        |          |     |          |     |
| FT %       |                    | 0-0    | 0.0%   | 6-7       | 85.7%  | 3-5       | 60.0% | 10-14     | 71.4% | 19-26       | 73.1%        |          |     |          |     |

### Arkansas 98 • 2-0,0-0 SEC

| #          | Player           | Total  |        | 3-Ptr     |        | Rebounds   |       |           | PF     | TP          | A TO Blk Stl |          |     |          | Min |
|------------|------------------|--------|--------|-----------|--------|------------|-------|-----------|--------|-------------|--------------|----------|-----|----------|-----|
|            |                  | FG-FGA | FT-FTA | FG-FGA    | FT-FTA | Off        | Def   | Tot       |        |             | A            | TO       | Blk | Stl      |     |
| 24         | THOMAS, Taylah   | f      | 5-11   | 0-0       | 1-1    | 6          | 3     | 9         | 4      | 11          | 1            | 1        | 0   | 0        | 28  |
| 12         | SLOCUM, Destiny  | e      | 6-14   | 4-9       | 0-0    | 0          | 4     | 4         | 2      | 16          | 2            | 3        | 0   | 0        | 31  |
| 23         | RAMIREZ, Amber   | e      | 9-11   | 4-6       | 0-0    | 0          | 3     | 3         | 3      | 22          | 2            | 0        | 0   | 0        | 33  |
| 33         | DUNGEE, Chelsea  | e      | 3-7    | 1-4       | 10-11  | 1          | 5     | 6         | 3      | 17          | 2            | 0        | 0   | 1        | 29  |
| 43         | DANIELS, Makayla | e      | 5-17   | 2-5       | 6-7    | 1          | 2     | 3         | 5      | 18          | 5            | 3        | 0   | 1        | 27  |
| 01         | DAVIS, Marquesha | e      | 0-2    | 0-0       | 0-0    | 1          | 1     | 2         | 2      | 0           | 1            | 2        | 0   | 1        | 11  |
| 04         | BARNUM, Erynn    | e      | 4-6    | 0-0       | 4-6    | 0          | 5     | 5         | 2      | 12          | 1            | 1        | 2   | 0        | 16  |
| 11         | LANGERMAN, Rylee | e      | 0-0    | 0-0       | 0-0    | 0          | 1     | 1         | 0      | 0           | 0            | 0        | 0   | 0        | 1   |
| 14         | MASON, Jaiilyn   | e      | 1-2    | 0-0       | 0-0    | 0          | 1     | 1         | 1      | 2           | 3            | 0        | 0   | 2        | 22  |
| 20         | McGHEE, Destinee | e      | 0-0    | 0-0       | 0-0    | 0          | 0     | 0         | 2      | 0           | 0            | 0        | 0   | 0        | 2   |
| Team       |                  |        |        |           |        | 1          | 2     | 3         |        |             |              |          |     |          |     |
| Totals     |                  |        | 33-70  | 11-24     | 21-25  | 10         | 27    | 37        | 24     | 98          | 17           | 10       | 2   | 5        | 200 |
| 1st - FG % |                  | 10-18  | 55.6%  | 2nd: 8-18 | 44.4%  | 3rd: 10-15 | 66.7% | 4th: 5-19 | 26.3%  | Game: 33-70 | 47.1%        | Deadball |     | Rebounds |     |
| 3FG %      |                  | 2-6    | 33.3%  | 2-6       | 33.3%  | 5-7        | 71.4% | 2-5       | 40.0%  | 11-24       | 45.8%        |          |     |          |     |
| FT %       |                  | 1-1    | 100.0% | 1-4       | 25.0%  | 12-13      | 92.3% | 7-7       | 100.0% | 21-25       | 84.0%        |          |     |          |     |

Officials:

Technical fouls: Wake Forest-None. Arkansas-None.

Attendance:

2020-21 Women's Basketball. Round: 0. Arkansas vs Wake Forest. Played at Alico

| Score by periods | 1st | 2nd | 3rd | 4th | Total |
|------------------|-----|-----|-----|-----|-------|
| Wake Forest      | 20  | 20  | 18  | 24  | 82    |
| Arkansas         | 23  | 19  | 37  | 19  | 98    |



## Official Basketball Box Score -- Game Totals -- Final Statistics Arkansas vs FGCU 11/28/20 3:30 pm at Fort Myers, FL



### Arkansas 86 • 3-0,0-0 SEC

| #         | Player           |   | Total  |        | 3-Ptr     |        | Rebounds  |        |           |       |             | PF | TP    | A TO Blk Stl |          |     |  | Min |
|-----------|------------------|---|--------|--------|-----------|--------|-----------|--------|-----------|-------|-------------|----|-------|--------------|----------|-----|--|-----|
|           |                  |   | FG-FGA | FT-FTA | FG-FGA    | FT-FTA | Off       | Def    | Tot       | A     | TO          |    |       | Blk          | Stl      |     |  |     |
| 24        | THOMAS, Taylah   | f | 3-6    | 0-0    | 5-5       | 3      | 7         | 10     | 2         | 11    | 2           | 1  | 1     | 0            | 0        | 24  |  |     |
| 12        | SLOCUM, Destiny  | g | 5-13   | 1-4    | 1-1       | 0      | 6         | 6      | 4         | 12    | 5           | 3  | 0     | 0            | 0        | 28  |  |     |
| 23        | RAMIREZ, Amber   | e | 3-8    | 2-4    | 4-4       | 0      | 2         | 2      | 3         | 12    | 0           | 3  | 0     | 1            | 33       |     |  |     |
| 33        | DUNGEE, Chelsea  | g | 8-21   | 3-6    | 6-9       | 3      | 3         | 6      | 3         | 25    | 0           | 6  | 0     | 0            | 0        | 34  |  |     |
| 43        | DANIELS, Makayla | g | 5-9    | 0-1    | 5-7       | 0      | 7         | 7      | 3         | 15    | 2           | 1  | 0     | 2            | 32       |     |  |     |
| 01        | DAVIS, Marquesha | e | 0-2    | 0-0    | 2-2       | 1      | 1         | 2      | 0         | 2     | 0           | 0  | 0     | 0            | 0        | 4   |  |     |
| 04        | BARNUM, Erynn    | e | 3-4    | 0-0    | 3-6       | 1      | 3         | 4      | 1         | 9     | 0           | 1  | 0     | 1            | 1        | 17  |  |     |
| 04        | MASON, Jailyn    | e | 0-3    | 0-2    | 0-0       | 0      | 2         | 2      | 0         | 0     | 0           | 1  | 0     | 0            | 0        | 28  |  |     |
| Team      |                  |   |        |        |           | 3      | 2         | 5      |           |       |             |    |       |              |          |     |  |     |
| Totals    |                  |   |        | 27-66  | 6-17      | 26-34  | 11        | 33     | 44        | 16    | 86          | 9  | 16    | 1            | 4        | 200 |  |     |
| 1st- FG % |                  |   | 6-14   | 42.9%  | 2nd- 7-15 | 46.7%  | 3rd- 7-20 | 35.0%  | 4th- 7-17 | 41.2% | Game: 27-66 |    | 40.9% |              | Deadball |     |  |     |
| 3FG %     |                  |   | 0-5    | 0.0%   | 1-3       | 33.3%  | 2-4       | 50.0%  | 3-5       | 60.0% | 6-17        |    | 35.3% |              | Rebounds |     |  |     |
| FT %      |                  |   | 7-11   | 63.6%  | 1-3       | 33.3%  | 2-2       | 100.0% | 9-12      | 75.0% | 26-34       |    | 76.5% |              | 3        |     |  |     |



# 2020-21 BOX SCORES



## Official Basketball Box Score -- Game Totals -- Final Statistics La.-Monroe vs Arkansas 12/03/20 5:30 pm at Fayetteville, AR



## Official Basketball Box Score -- Game Totals -- Final Statistics Baylor vs Arkansas 12/06/20 5:00 pm at Fayetteville, AR



### La.-Monroe 50 • 0-1,0-0 Sun Belt

| #           | Player            | Total  |        | 3-Ptr     |        | Rebounds  |       |           | PF    | TP          | A TO Blk Stl |          |       |       | Min      |
|-------------|-------------------|--------|--------|-----------|--------|-----------|-------|-----------|-------|-------------|--------------|----------|-------|-------|----------|
|             |                   | FG-FGA | FT-FTA | FG-FGA    | FT-FTA | Off       | Def   | Tot       |       |             | A            | TO       | Blk   | Stl   |          |
| 04          | Kierra Crockett   | f      | 1-3    | 0-0       | 0-2    | 2         | 9     | 11        | 4     | 2           | 0            | 0        | 0     | 2     | 27       |
| 11          | Whitney Goins     | f      | 4-10   | 3-6       | 0-0    | 2         | 0     | 2         | 2     | 11          | 1            | 2        | 0     | 0     | 21       |
| 24          | Diamond Brooks    | c      | 0-0    | 0-0       | 4-4    | 1         | 2     | 3         | 0     | 4           | 0            | 0        | 0     | 0     | 15       |
| 02          | Gara Beth Self    | c      | 2-7    | 1-2       | 0-0    | 0         | 4     | 4         | 3     | 5           | 1            | 4        | 0     | 0     | 17       |
| 12          | Kyren Whittington | g      | 2-12   | 0-3       | 4-4    | 0         | 1     | 1         | 2     | 8           | 0            | 4        | 0     | 0     | 18       |
| 03          | Linda van Schaik  |        | 2-8    | 2-7       | 2-4    | 0         | 2     | 2         | 3     | 8           | 0            | 1        | 0     | 0     | 19       |
| 12          | Morgan Hill       |        | 0-0    | 0-0       | 0-2    | 1         | 1     | 2         | 4     | 0           | 0            | 1        | 1     | 0     | 7        |
| 13          | Gracen Williams   |        | 2-7    | 0-1       | 0-0    | 0         | 0     | 0         | 3     | 4           | 3            | 3        | 0     | 0     | 25       |
| 23          | Tasionna McDowell |        | 1-3    | 0-0       | 0-0    | 1         | 3     | 4         | 2     | 2           | 0            | 1        | 0     | 0     | 21       |
| 32          | Sadie Williams    |        | 3-7    | 0-0       | 0-0    | 0         | 0     | 0         | 1     | 6           | 2            | 2        | 0     | 0     | 20       |
| 40          | Hannah Edwards    |        | 0-2    | 0-0       | 0-0    | 0         | 3     | 3         | 0     | 0           | 0            | 0        | 1     | 0     | 10       |
| Team        |                   |        |        |           |        | 2         | 1     | 3         |       |             |              |          |       |       |          |
| Totals      |                   |        | 17-59  | 6-19      | 10-16  | 9         | 26    | 35        | 24    | 50          | 7            | 18       | 2     | 2     | 200      |
| 1st - FG %: |                   | 3-14   | 21.4%  | 2nd: 7-17 | 41.2%  | 3rd: 4-17 | 23.5% | 4th: 3-11 | 27.3% | Game: 17-59 | 28.8%        | Deadball |       |       |          |
| 3FG %:      |                   | 1-4    | 25.0%  | 3FG %:    | 50.0%  | 3FG %:    | 1-3   | 33.3%     | 33.3% | 3FG %:      | 1-3          | 33.3%    |       |       |          |
| FT %:       |                   | 2-2    | 100.0% | FT %:     | 6-8    | 75.0%     | 2-4   | 50.0%     | 0-2   | 0.0%        | FT %:        | 6-19     | 31.6% | 62.5% | Rebounds |
|             |                   |        |        |           |        |           |       |           |       |             |              |          | 4     |       |          |

### Arkansas 103 • 4-1,0-0 SEC

| #           | Player           | Total  |        | 3-Ptr     |        | Rebounds  |       |            | PF    | TP          | A TO Blk Stl |          |       |     | Min |
|-------------|------------------|--------|--------|-----------|--------|-----------|-------|------------|-------|-------------|--------------|----------|-------|-----|-----|
|             |                  | FG-FGA | FT-FTA | FG-FGA    | FT-FTA | Off       | Def   | Tot        |       |             | A            | TO       | Blk   | Stl |     |
| 24          | THOMAS, Taylah   | f      | 0-1    | 0-0       | 2-2    | 1         | 7     | 8          | 0     | 2           | 0            | 0        | 0     | 1   | 14  |
| 12          | SLOCUM, Destiny  | g      | 8-12   | 1-4       | 1-1    | 0         | 3     | 3          | 1     | 18          | 3            | 0        | 0     | 0   | 21  |
| 23          | RAMIREZ, Amber   | g      | 3-5    | 3-5       | 2-2    | 0         | 1     | 1          | 0     | 11          | 3            | 0        | 0     | 3   | 24  |
| 33          | DUNGEE, Chelsea  | g      | 5-10   | 2-7       | 3-6    | 0         | 2     | 2          | 1     | 15          | 1            | 0        | 0     | 1   | 19  |
| 43          | DANIELS, Makayla | g      | 2-4    | 1-3       | 6-6    | 0         | 2     | 2          | 2     | 11          | 4            | 2        | 0     | 0   | 23  |
| 01          | DAVIS, Marquesha |        | 5-9    | 1-3       | 3-5    | 0         | 3     | 3          | 3     | 14          | 0            | 1        | 1     | 3   | 20  |
| 04          | BARNUM, Erynn    |        | 7-9    | 0-0       | 3-5    | 0         | 8     | 8          | 0     | 17          | 1            | 1        | 0     | 1   | 16  |
| 11          | LANGERMAN, Rylee |        | 1-1    | 1-1       | 1-2    | 0         | 0     | 0          | 3     | 4           | 0            | 0        | 0     | 0   | 14  |
| 14          | MASON, Jailyn    |        | 2-4    | 1-3       | 0-0    | 0         | 1     | 1          | 1     | 5           | 2            | 0        | 0     | 0   | 19  |
| 20          | McGHEE, Destinee |        | 3-4    | 0-0       | 0-0    | 1         | 2     | 3          | 0     | 6           | 0            | 0        | 0     | 0   | 6   |
| 22          | HUGHES, Avery    |        | 0-3    | 0-2       | 0-0    | 0         | 0     | 0          | 0     | 0           | 2            | 1        | 0     | 1   | 10  |
| 25          | OBORG, Destinee  |        | 0-3    | 0-0       | 0-0    | 3         | 3     | 6          | 0     | 0           | 2            | 0        | 1     | 0   | 10  |
| 30          | WEAVER, Macy     |        | 0-0    | 0-0       | 0-0    | 1         | 1     | 2          | 1     | 0           | 0            | 0        | 0     | 0   | 4   |
| Team        |                  |        |        |           |        | 1         | 2     | 3          |       |             |              |          |       |     |     |
| Totals      |                  |        | 36-65  | 10-28     | 21-29  | 7         | 35    | 42         | 12    | 103         | 18           | 5        | 2     | 10  | 200 |
| 1st - FG %: |                  | 11-17  | 64.7%  | 2nd: 7-14 | 50.0%  | 3rd: 8-18 | 44.4% | 4th: 10-16 | 62.5% | Game: 36-65 | 55.4%        | Deadball |       |     |     |
| 3FG %:      |                  | 3-9    | 33.3%  | 3FG %:    | 42.9%  | 3FG %:    | 3-11  | 27.3%      | 27.3% | 3FG %:      | 10-28        | 35.7%    |       |     |     |
| FT %:       |                  | 6-9    | 66.7%  | FT %:     | 11-15  | 73.3%     | 0-0   | 0.0%       | 4-5   | 80.0%       | FT %:        | 21-29    | 72.4% |     |     |
|             |                  |        |        |           |        |           |       |            |       |             |              |          | 4     |     |     |

Officials: Missy Brooks, Natasha Camy, Cameron Inouye  
Technical fouls: La.-Monroe-None. Arkansas-None.  
Attendance: 1366  
2020-21 Women's Basketball. Round: 0. Arkansas vs La.-Monroe. Played at Bud Walton

| Score by periods | 1st | 2nd | 3rd | 4th | Total |
|------------------|-----|-----|-----|-----|-------|
| La.-Monroe       | 9   | 22  | 11  | 8   | 50    |
| Arkansas         | 31  | 28  | 19  | 25  | 103   |



## Official Basketball Box Score -- Game Totals -- Final Statistics Arkansas vs SMU 12/09/20 7:00 pm at Dallas, TX



## Official Basketball Box Score -- Game Totals -- Final Statistics Central Ark. vs Arkansas 12/13/20 2:00 pm at Fayetteville, AR



### Arkansas 79 • 6-1,0-0 SEC

| #           | Player           | Total  |        | 3-Ptr     |        | Rebounds   |       |           | PF    | TP          | A TO Blk Stl |          |       |     | Min |
|-------------|------------------|--------|--------|-----------|--------|------------|-------|-----------|-------|-------------|--------------|----------|-------|-----|-----|
|             |                  | FG-FGA | FT-FTA | FG-FGA    | FT-FTA | Off        | Def   | Tot       |       |             | A            | TO       | Blk   | Stl |     |
| 24          | THOMAS, Taylah   | f      | 2-4    | 0-0       | 0-0    | 0          | 8     | 8         | 1     | 4           | 0            | 1        | 1     | 0   | 18  |
| 12          | SLOCUM, Destiny  | g      | 3-8    | 3-7       | 0-0    | 0          | 4     | 4         | 1     | 9           | 5            | 0        | 0     | 1   | 29  |
| 23          | RAMIREZ, Amber   | g      | 6-14   | 0-0       | 0-0    | 2          | 2     | 2         | 0     | 18          | 2            | 2        | 0     | 0   | 25  |
| 33          | DUNGEE, Chelsea  | g      | 4-12   | 3-9       | 1-3    | 0          | 3     | 3         | 1     | 12          | 3            | 1        | 4     | 0   | 25  |
| 43          | DANIELS, Makayla | g      | 4-8    | 2-4       | 3-3    | 0          | 3     | 3         | 1     | 13          | 7            | 1        | 0     | 2   | 25  |
| 04          | BARNUM, Erynn    |        | 3-6    | 0-1       | 1-1    | 1          | 7     | 8         | 1     | 7           | 1            | 3        | 2     | 0   | 15  |
| 11          | LANGERMAN, Rylee |        | 1-1    | 1-1       | 1-2    | 0          | 2     | 2         | 1     | 4           | 0            | 3        | 1     | 0   | 15  |
| 14          | MASON, Jailyn    |        | 2-4    | 1-3       | 0-0    | 0          | 2     | 2         | 1     | 5           | 4            | 0        | 0     | 0   | 21  |
| 20          | McGHEE, Destinee |        | 3-5    | 0-0       | 1-2    | 2          | 1     | 3         | 0     | 7           | 0            | 0        | 0     | 0   | 7   |
| 22          | HUGHES, Avery    |        | 0-0    | 0-0       | 0-0    | 0          | 1     | 1         | 0     | 0           | 1            | 1        | 0     | 0   | 9   |
| 25          | OBORG, Destinee  |        | 0-1    | 0-0       | 0-2    | 0          | 0     | 0         | 2     | 0           | 2            | 2        | 0     | 0   | 7   |
| 30          | WEAVER, Macy     |        | 0-0    | 0-0       | 0-0    | 0          | 0     | 0         | 2     | 0           | 0            | 0        | 0     | 1   | 4   |
| Team        |                  |        |        |           |        | 0          | 6     | 6         |       |             |              |          |       |     |     |
| Totals      |                  |        | 28-63  | 16-39     | 7-13   | 3          | 39    | 42        | 11    | 79          | 24           | 16       | 5     | 8   | 200 |
| 1st - FG %: |                  | 8-17   | 47.1%  | 2nd: 5-12 | 41.7%  | 3rd: 10-20 | 50.0% | 4th: 5-14 | 35.7% | Game: 28-63 | 44.4%        | Deadball |       |     |     |
| 3FG %:      |                  | 7-15   | 46.7%  | 3FG %:    | 40.0%  | 3FG %:     | 5-10  | 50.0%     | 50.0% | 3FG %:      | 16-39        | 41.0%    |       |     |     |
| FT %:       |                  | 0-0    | 0.0%   | FT %:     | 50.0%  | FT %:      | 1-1   | 100.0%    | 0-4   | 0.0%        | FT %:        | 7-13     | 53.8% |     |     |
|             |                  |        |        |           |        |            |       |           |       |             |              |          | 5     |     |     |

### SMU 47 • 0-4,0-0 AAC

| #           | Player             | Total  |        | 3-Ptr     |        | Rebounds  |       |           | PF    | TP          | A TO Blk Stl |          |       |     | Min |
|-------------|--------------------|--------|--------|-----------|--------|-----------|-------|-----------|-------|-------------|--------------|----------|-------|-----|-----|
|             |                    | FG-FGA | FT-FTA | FG-FGA    | FT-FTA | Off       | Def   | Tot       |       |             | A            | TO       | Blk   | Stl |     |
| 12          | Jahnaria Brown     | f      | 1-6    | 0-0       | 0-0    | 1         | 7     | 8         | 2     | 2           | 0            | 2        | 3     | 1   | 26  |
| 23          | BriShonne Tollie   | f      | 0-6    | 0-0       | 0-0    | 3         | 3     | 6         | 1     | 0           | 1            | 3        | 0     | 0   | 19  |
| 10          | Rhyley McKinney    | g      | 5-16   | 1-5       | 2-2    | 0         | 1     | 1         | 0     | 13          | 2            | 3        | 0     | 0   | 29  |
| 13          | Reagan Bradley     | g      | 0-3    | 0-1       | 0-0    | 1         | 4     | 5         | 1     | 0           | 2            | 2        | 0     | 0   | 22  |
| 32          | Kayla White        | g      | 6-17   | 3-9       | 0-2    | 2         | 7     | 9         | 0     | 15          | 1            | 4        | 0     | 0   | 30  |
| 00          | Tamia Jones        |        | 1-5    | 1-1       | 1-2    | 1         | 4     | 5         | 4     | 4           | 5            | 1        | 0     | 1   | 21  |
| 02          | Ariana Whitfield   |        | 2-4    | 2-4       | 0-0    | 0         | 1     | 1         | 0     | 6           | 0            | 2        | 0     | 0   | 10  |
| 03          | Jayla Brooks       |        | 1-6    | 0-1       | 0-0    | 2         | 0     | 2         | 3     | 2           | 1            | 3        | 0     | 0   | 21  |
| 14          | Paige Bayliss      |        | 0-1    | 0-0       | 0-0    | 0         | 1     | 1         | 0     | 0           | 1            | 0        | 0     | 0   | 2   |
| 22          | Florence Tshimanga |        | 1-2    | 0-0       | 0-1    | 1         | 0     | 1         | 0     | 2           | 0            | 0        | 0     | 0   | 2   |
| 24          | JaQuia White       |        | 1-4    | 1-1       | 0-0    | 1         | 2     | 3         | 2     | 3           | 1            | 0        | 0     | 2   | 18  |
| Team        |                    |        |        |           |        | 0         | 3     | 3         |       |             | 1            |          |       |     |     |
| Totals      |                    |        | 18-70  | 8-22      | 3-7    | 12        | 33    | 45        | 13    | 47          | 14           | 21       | 3     | 4   | 200 |
| 1st - FG %: |                    | 3-14   | 21.4%  | 2nd: 4-16 | 25.0%  | 3rd: 3-18 | 16.7% | 4th: 8-22 | 36.4% | Game: 18-70 | 25.7%        | Deadball |       |     |     |
| 3FG %:      |                    | 1-4    | 25.0%  | 3FG %:    | 25.0%  | 3FG %:    | 2-8   | 25.0%     | 25.0% | 3FG %:      | 8-22         | 36.4%    |       |     |     |
| FT %:       |                    | 0-0    | 0.0%   | FT %:     | 50.0%  | FT %:     | 2-2   | 100.0%    | 0-3   | 0.0%        | FT %:        | 3-7      | 42.9% |     |     |
|             |                    |        |        |           |        |           |       |           |       |             |              |          | 5     |     |     |

Officials: Ed Sidlasky, Fatou Cissoko-Stephens, Joseph Vaszly  
Technical fouls: Arkansas-None. SMU-None.  
Attendance: 216  
2020-21 Women's Basketball. Round: 0. Arkansas vs SMU. Played at Moody Coliseum

| Score by periods | 1st | 2nd | 3rd | 4th | Total |
|------------------|-----|-----|-----|-----|-------|
| Arkansas         | 23  | 16  | 26  | 14  | 79    |
| SMU              | 7   | 10  | 10  | 20  | 47    |

### Baylor 78 • 2-1,0-0 Big 12

| Player 78 - 21-0-0 Big 12   |                    |   |        |        |        |        |          |     |     |    |    |              |    |     |     |     |
|---|--------------------|---|--------|--------|--------|--------|----------|-----|-----|----|----|--------------|----|-----|-----|-----|
| #   | Player             |   | Total  |        | 3-Ptr  |        | Rebounds |     |     | PF | TP | A TO Blk Stl |    |     |     | Min |
|   |                    |   | FG-FGA | FT-FTA | FG-FGA | FT-FTA | Off      | Def | Tot |    |    | A            | TO | Blk | Stl |     |
| 01  | Nalyssa Smith      | f | 7-13   | 0-0    | 2-4    | 2      | 5        | 7   | 4   | 16 | 1  | 1            | 2  | 2   | 33  |     |
| 25  | Queen Egbo         | c | 2-6    | 0-0    | 2-2    | 2      | 5        | 7   | 5   | 6  | 1  | 4            | 0  | 0   | 11  |     |
| 02  | DiDi Richards      | g | 4-8    | 0-0    | 0-2    | 0      | 7        | 7   | 3   | 8  | 8  | 6            | 0  | 0   | 37  |     |
| 03  | Trinity Oliver     | g | 2-6    | 0-1    | 0-2    | 3      | 1        | 4   | 3   | 4  | 3  | 4            | 0  | 1   | 25  |     |
| 12  | Moon Ursin         | g | 5-10   | 2-3    | 2-2    | 0      | 3        | 3   | 4   | 14 | 4  | 1            | 0  | 0   | 28  |     |
| 11  | Jordyn Oliver      |   | 0-1    | 0-0    | 0-0    | 1      | 0        | 1   | 0   | 0  | 3  | 0            | 0  | 0   | 6   |     |
| 20  | Hannah Gusterson   |   | 2-4    | 0-0    | 0-0    | 0      | 1        | 1   | 1   | 4  | 1  | 2            | 0  | 0   | 9   |     |
| 21  | Dijonal Carrington |   | 8-16   | 2-7    | 6-6    | 3      | 2        | 5   | 5   | 24 | 1  | 2            | 0  | 3   | 25  |     |
| 24  | Sarah Andrews      |   | 0-3    | 0-1    | 0-0    | 1      | 3        | 4   | 5   | 0  | 1  | 2            | 0  | 0   | 9   |     |
| 51  | Caitlin Bickle     |   | 1-4    | 0-3    | 0-0    | 0      | 4        | 4   | 0   | 2  | 1  | 0            | 0  | 0   | 17  |     |
|   | Team               |   |        |        |        | 1      | 7        | 8   |     |    |    |              |    |     |     |     |
| Totals  |                    |   | 31-71  | 4-15   | 12-18  | 13     | 38       | 51  | 30  | 78 | 24 | 22           | 2  | 6   | 200 |     |
| 1st - FG %: 6-16 37.5% 2nd: 7-20 35.0% 3rd: 9-17 52.9% 4th: 9-18 50.0% Game: 31-71 43.7% Deadball |                    |   |        |        |        |        |          |     |     |    |    |              |    |     |     |     |
| 3FG %: 1-3 33.3% 4th: 14 25.0% 0-4 0.0% 4-15 26.7% Rebounds                                       |                    |   |        |        |        |        |          |     |     |    |    |              |    |     |     |     |
| FT %: 0-0 60.0% 2-2 100.0% 3-4 75.0% 12-18 66.7% 2,1  |                    |   |        |        |        |        |          |     |     |    |    |              |    |     |     |     |

# 2020-21 BOX SCORES



## Official Basketball Box Score -- Game Totals -- Final Statistics Arkansas vs Little Rock 12/19/20 2:00 pm at Little Rock, AR



## Official Basketball Box Score -- Game Totals -- Final Statistics Ark-Pine Bluff vs Arkansas 12/21/20 1:00 pm at Fayetteville, AR



### Arkansas 80 • 8-1,0-0 SEC

| #           | Player           | Total  |        | 3-Ptr     |        | Rebounds  |       |           | PF    | TP          | A TO Blk Stl |          |     |     | Min |
|-------------|------------------|--------|--------|-----------|--------|-----------|-------|-----------|-------|-------------|--------------|----------|-----|-----|-----|
|             |                  | FG-FGA | FT-FTA | FG-FGA    | FT-FTA | Off       | Def   | Tot       |       |             | A            | TO       | Blk | Stl |     |
| 24          | THOMAS, Taylah   | f      | 0-1    | 0-0       | 1-2    | 1         | 2     | 3         | 1     | 1           | 0            | 0        | 0   | 0   | 20  |
| 12          | SLOCUM, Destiny  | g      | 6-11   | 1-5       | 3-4    | 1         | 4     | 5         | 2     | 16          | 4            | 0        | 0   | 0   | 33  |
| 23          | RAMIREZ, Amber   | g      | 3-6    | 3-6       | 1-2    | 1         | 1     | 2         | 1     | 10          | 2            | 0        | 0   | 1   | 35  |
| 33          | DUNGEE, Chelsea  | g      | 6-11   | 5-7       | 1-2    | 0         | 4     | 4         | 0     | 18          | 2            | 0        | 1   | 0   | 29  |
| 43          | DANIELS, Makayla | g      | 4-7    | 2-3       | 1-2    | 0         | 3     | 3         | 0     | 11          | 2            | 4        | 0   | 2   | 33  |
| 01          | DAVIS, Marquasha | g      | 2-2    | 0-0       | 3-4    | 0         | 0     | 0         | 2     | 7           | 3            | 0        | 0   | 0   | 11  |
| 04          | BARNUM, Erynn    | g      | 4-8    | 0-0       | 0-2    | 0         | 6     | 6         | 4     | 8           | 0            | 1        | 2   | 0   | 20  |
| 14          | MASON, Jaielyn   | g      | 3-6    | 3-6       | 0-0    | 0         | 2     | 2         | 3     | 9           | 0            | 0        | 0   | 1   | 19  |
|             | Team             |        |        |           |        | 1         | 0     | 1         |       |             | 2            |          |     |     |     |
|             | Totals           |        | 28-52  | 14-27     | 10-18  | 4         | 22    | 26        | 13    | 80          | 13           | 7        | 3   | 4   | 200 |
| 1st - FG %: |                  | 10-17  | 58.8%  | 2nd: 5-13 | 38.5%  | 3rd: 7-12 | 58.3% | 4th: 6-10 | 60.0% | Game: 28-52 | 53.8%        | Deadball |     |     |     |
| 3FG %:      |                  | 5-9    | 55.6%  | 2-6       | 33.3%  | 5-7       | 71.4% | 2-5       | 40.0% | 14-27       | 51.9%        | Rebounds |     |     |     |
| FT %:       |                  | 1-2    | 50.0%  | 0-0       | 0.0%   | 4-6       | 66.7% | 5-10      | 50.0% | 10-18       | 55.6%        |          |     |     |     |

### Little Rock 70 • 4-3,0-0 Sun Belt

| #           | Player            | Total  |        | 3-Ptr     |        | Rebounds  |       |           | PF    | TP          | A TO Blk Stl |          |     |     | Min |
|-------------|-------------------|--------|--------|-----------|--------|-----------|-------|-----------|-------|-------------|--------------|----------|-----|-----|-----|
|             |                   | FG-FGA | FT-FTA | FG-FGA    | FT-FTA | Off       | Def   | Tot       |       |             | A            | TO       | Blk | Stl |     |
| 00          | Krystan Vornes    | f      | 5-9    | 0-0       | 2-3    | 8         | 5     | 13        | 3     | 12          | 0            | 2        | 1   | 0   | 37  |
| 31          | Brianna Crane     | f      | 12-19  | 0-0       | 3-4    | 2         | 4     | 6         | 1     | 27          | 1            | 4        | 0   | 0   | 39  |
| 25          | Teal Battle       | f      | 6-14   | 0-0       | 6-8    | 2         | 3     | 5         | 3     | 18          | 1            | 1        | 0   | 0   | 39  |
| 04          | Mayra Caicedo     | g      | 1-2    | 0-0       | 0-0    | 0         | 4     | 4         | 1     | 2           | 10           | 3        | 0   | 1   | 40  |
| 23          | Bre'Amber Scott   | g      | 2-15   | 1-5       | 2-2    | 0         | 4     | 4         | 3     | 7           | 2            | 1        | 0   | 0   | 33  |
| 05          | Daniel Johnson    | g      | 1-1    | 0-0       | 0-0    | 0         | 0     | 0         | 1     | 2           | 0            | 0        | 0   | 0   | 4   |
| 12          | Tia Harvey        | g      | 0-0    | 0-0       | 0-0    | 0         | 1     | 1         | 0     | 0           | 0            | 0        | 0   | 0   | 4   |
| 34          | Angelique Francis | g      | 1-1    | 0-0       | 0-0    | 0         | 0     | 0         | 0     | 2           | 0            | 0        | 0   | 0   | 4   |
|             | Team              |        |        |           |        | 2         | 1     | 3         |       |             | 1            |          |     |     |     |
|             | Totals            |        | 28-61  | 1-5       | 13-17  | 14        | 22    | 36        | 12    | 70          | 14           | 12       | 1   | 1   | 200 |
| 1st - FG %: |                   | 6-16   | 37.5%  | 2nd: 7-13 | 53.8%  | 3rd: 6-17 | 35.3% | 4th: 9-15 | 60.0% | Game: 28-61 | 45.9%        | Deadball |     |     |     |
| 3FG %:      |                   | 0-0    | 0.0%   | 0-2       | 0.0%   | 0-1       | 0.0%  | 1-2       | 50.0% | 1-5         | 20.0%        | Rebounds |     |     |     |
| FT %:       |                   | 0-0    | 0.0%   | 5-6       | 83.3%  | 4-5       | 80.0% | 4-6       | 66.7% | 13-17       | 76.5%        |          |     |     |     |

Officials: Eric Baker,Karleena Tobin,Brian Hall  
Technical fouls: Arkansas-None. Little Rock-None.  
Attendance: 1061  
2020-21 Women's Basketball. Round: 0. Arkansas vs Little Rock. Played at Jack

| Score by periods | 1st | 2nd | 3rd | 4th | Total |
|------------------|-----|-----|-----|-----|-------|
| Arkansas         | 26  | 12  | 23  | 19  | 80    |
| Little Rock      | 12  | 19  | 16  | 23  | 70    |

### Ark-Pine Bluff 52 • 1-4,0-0 SWAC

| #           | Player          | Total  |        | 3-Ptr     |        | Rebounds  |       |           | PF    | TP          | A TO Blk Stl |          |     |     | Min |
|-------------|-----------------|--------|--------|-----------|--------|-----------|-------|-----------|-------|-------------|--------------|----------|-----|-----|-----|
|             |                 | FG-FGA | FT-FTA | FG-FGA    | FT-FTA | Off       | Def   | Tot       |       |             | A            | TO       | Blk | Stl |     |
| 05          | Trasity Totten  | f      | 0-7    | 0-6       | 0-0    | 1         | 5     | 6         | 1     | 0           | 1            | 2        | 0   | 1   | 18  |
| 12          | Khadiah Brown   | f      | 4-15   | 0-0       | 5-6    | 6         | 4     | 10        | 2     | 13          | 0            | 3        | 3   | 1   | 32  |
| 33          | Nissa Sam-Grant | c      | 1-3    | 1-1       | 2-4    | 1         | 2     | 3         | 1     | 5           | 1            | 3        | 1   | 0   | 19  |
| 03          | Joyce Kennerson | g      | 3-10   | 1-3       | 3-6    | 0         | 3     | 3         | 1     | 10          | 3            | 3        | 0   | 1   | 38  |
| 24          | Kaila Walker    | g      | 5-13   | 3-9       | 2-2    | 0         | 2     | 2         | 4     | 15          | 0            | 3        | 0   | 0   | 28  |
| 01          | Ashlynn Green   | g      | 1-3    | 0-2       | 0-0    | 0         | 1     | 1         | 2     | 2           | 0            | 0        | 0   | 0   | 10  |
| 04          | Jazzeem Bethae  | g      | 0-2    | 0-0       | 0-0    | 1         | 0     | 1         | 0     | 0           | 1            | 0        | 0   | 0   | 5   |
| 11          | Tyler Pyburn    | g      | 2-9    | 1-4       | 0-0    | 0         | 7     | 7         | 2     | 5           | 1            | 0        | 0   | 1   | 29  |
| 25          | Kayla Simmons   | g      | 0-2    | 0-1       | 2-2    | 1         | 1     | 2         | 2     | 2           | 1            | 0        | 0   | 0   | 11  |
| 30          | Jahnay Anderson | g      | 0-0    | 0-0       | 0-0    | 0         | 0     | 0         | 0     | 0           | 0            | 0        | 1   | 0   | 3   |
| 34          | Marquita Cotton | g      | 0-0    | 0-0       | 0-0    | 0         | 1     | 1         | 0     | 0           | 0            | 0        | 0   | 0   | 1   |
| 44          | Maya Peat       | g      | 0-1    | 0-0       | 0-0    | 0         | 0     | 0         | 1     | 0           | 0            | 0        | 0   | 0   | 6   |
|             | Team            |        |        |           |        | 3         | 2     | 5         |       |             | 1            |          |     |     |     |
|             | Totals          |        | 16-65  | 6-26      | 14-20  | 13        | 28    | 41        | 16    | 52          | 7            | 17       | 4   | 4   | 200 |
| 1st - FG %: |                 | 4-18   | 22.2%  | 2nd: 2-14 | 14.3%  | 3rd: 6-18 | 33.3% | 4th: 4-15 | 26.7% | Game: 16-65 | 24.6%        | Deadball |     |     |     |
| 3FG %:      |                 | 1-5    | 20.0%  | 1-8       | 12.5%  | 2-8       | 25.0% | 2-5       | 40.0% | 6-26        | 23.1%        | Rebounds |     |     |     |
| FT %:       |                 | 3-4    | 75.0%  | 3-6       | 50.0%  | 1-2       | 50.0% | 7-8       | 87.5% | 14-20       | 70.0%        |          |     |     |     |

### Arkansas 86 • 9-1,0-0 SEC

| #           | Player           | Total  |        | 3-Ptr     |        | Rebounds  |       |           | PF    | TP          | A TO Blk Stl |          |     |     | Min |
|-------------|------------------|--------|--------|-----------|--------|-----------|-------|-----------|-------|-------------|--------------|----------|-----|-----|-----|
|             |                  | FG-FGA | FT-FTA | FG-FGA    | FT-FTA | Off       | Def   | Tot       |       |             | A            | TO       | Blk | Stl |     |
| 24          | THOMAS, Taylah   | f      | 4-5    | 0-0       | 3-3    | 2         | 3     | 5         | 0     | 11          | 1            | 1        | 1   | 2   | 13  |
| 12          | SLOCUM, Destiny  | g      | 7-12   | 4-7       | 0-0    | 0         | 1     | 1         | 0     | 18          | 3            | 1        | 0   | 0   | 25  |
| 14          | MASON, Jaielyn   | g      | 0-4    | 0-3       | 0-0    | 0         | 2     | 2         | 0     | 2           | 1            | 1        | 0   | 1   | 21  |
| 23          | RAMIREZ, Amber   | g      | 1-3    | 0-2       | 0-0    | 0         | 3     | 3         | 0     | 2           | 1            | 2        | 0   | 1   | 15  |
| 43          | DANIELS, Makayla | g      | 4-10   | 2-5       | 3-4    | 1         | 2     | 3         | 3     | 13          | 2            | 1        | 0   | 1   | 25  |
| 01          | DAVIS, Marquasha | g      | 6-13   | 1-4       | 2-2    | 2         | 2     | 4         | 2     | 15          | 2            | 1        | 2   | 1   | 26  |
| 04          | BARNUM, Erynn    | g      | 4-9    | 1-3       | 4-8    | 3         | 7     | 10        | 2     | 13          | 1            | 1        | 1   | 1   | 20  |
| 11          | LINGERMAN, Rylee | g      | 1-7    | 1-5       | 0-0    | 0         | 1     | 1         | 1     | 3           | 3            | 2        | 0   | 0   | 19  |
| 20          | McGHEE, Destinee | g      | 0-0    | 0-0       | 0-0    | 0         | 1     | 1         | 0     | 0           | 0            | 0        | 0   | 0   | 4   |
| 22          | HUGHES, Avery    | g      | 2-2    | 2-2       | 0-0    | 0         | 1     | 1         | 1     | 6           | 2            | 0        | 0   | 0   | 10  |
| 25          | OBERG, Destinee  | g      | 1-1    | 0-0       | 0-0    | 0         | 3     | 3         | 1     | 2           | 2            | 1        | 0   | 0   | 12  |
| 30          | WEAVER, Macy     | g      | 1-1    | 0-0       | 1-3    | 2         | 1     | 3         | 3     | 3           | 0            | 2        | 1   | 1   | 10  |
|             | Team             |        |        |           |        | 0         | 7     | 7         |       |             | 1            |          |     |     |     |
|             | Totals           |        | 31-67  | 11-31     | 13-20  | 10        | 34    | 44        | 15    | 86          | 18           | 14       | 5   | 8   | 200 |
| 1st - FG %: |                  | 9-15   | 60.0%  | 2nd: 8-19 | 42.1%  | 3rd: 7-18 | 38.9% | 4th: 7-15 | 46.7% | Game: 31-67 | 46.3%        | Deadball |     |     |     |
| 3FG %:      |                  | 3-7    | 42.9%  | 1-7       | 14.3%  | 2-8       | 25.0% | 5-9       | 55.6% | 11-31       | 35.5%        | Rebounds |     |     |     |
| FT %:       |                  | 0-0    | 0.0%   | 4-5       | 80.0%  | 4-6       | 66.7% | 2-4       | 50.0% | 13-20       | 65.0%        |          |     |     |     |

Officials: Marcus Clayton,Saif Esho,Karen Preato  
Technical fouls: Ark-Pine Bluff-None. Arkansas-None.  
Attendance: 1577  
2020-21 Women's Basketball. Round: 0. Ark-Pine Bluff vs Arkansas. Played at B

| Score by periods | 1st | 2nd | 3rd | 4th | Total |
|------------------|-----|-----|-----|-----|-------|
| Ark-Pine Bluff   | 12  | 8   | 15  | 17  | 52    |
| Arkansas         | 24  | 21  | 20  | 21  | 86    |



## Official Basketball Box Score -- Game Totals -- Final Statistics Arkansas vs Kentucky 12/31/20 8:30 pm at Lexington, KY



## Official Basketball Box Score -- Game Totals -- Final Statistics Missouri vs Arkansas 01/03/21 4:00 pm at Fayetteville, AR



### Arkansas 64 • 9-2,0-1 SEC

|             |                  | Total  | 3-Ptr  |           | Rebounds |           |        |           |        |             |       |          |     |     |     |
|-------------|------------------|--------|--------|-----------|----------|-----------|--------|-----------|--------|-------------|-------|----------|-----|-----|-----|
| #           | Player           | FG-FGA | FG-FGA | FT-FTA    | Off      | Def       | Tot    | PF        | TP     | A           | TO    | Blk      | Stl | Min |     |
| 24          | THOMAS, Taylah   | f      | 0-2    | 0-0       | 1-2      | 4         | 2      | 6         | 1      | 1           | 0     | 1        | 0   | 20  |     |
| 12          | SLOCUM, Destiny  | g      | 3-11   | 0-4       | 6-8      | 2         | 1      | 3         | 1      | 12          | 6     | 2        | 0   | 34  |     |
| 23          | RAMIREZ, Amber   | g      | 4-11   | 3-8       | 0-0      | 1         | 2      | 3         | 2      | 11          | 1     | 0        | 1   | 38  |     |
| 33          | DUNGEE, Chelsea  | g      | 9-18   | 1-3       | 1-2      | 1         | 2      | 3         | 2      | 20          | 0     | 3        | 0   | 34  |     |
| 43          | DANIELS, Makayla | g      | 3-12   | 1-5       | 2-3      | 0         | 1      | 1         | 2      | 9           | 0     | 2        | 0   | 27  |     |
| 01          | DAVIS, Marquasha | g      | 0-1    | 0-0       | 0-0      | 0         | 1      | 1         | 0      | 0           | 0     | 0        | 0   | 3   |     |
| 04          | BARNUM, Erynn    | g      | 5-6    | 0-0       | 1-2      | 2         | 3      | 5         | 3      | 11          | 0     | 1        | 1   | 20  |     |
| 14          | MASON, Jaielyn   | g      | 0-1    | 0-1       | 0-0      | 1         | 2      | 3         | 1      | 0           | 2     | 1        | 1   | 24  |     |
| Team        |                  |        |        |           | 2        | 1         | 3      |           |        |             |       |          |     |     |     |
| Totals      |                  |        | 24-62  | 5-21      | 11-17    | 13        | 15     | 28        | 12     | 64          | 9     | 10       | 3   | 5   | 200 |
| 1st - FG %: |                  | 7-17   | 41.2%  | 2nd: 6-16 | 37.5%    | 3rd: 4-14 | 28.6%  | 4th: 7-15 | 46.7%  | Game: 24-62 | 38.7% | Deadball |     |     |     |
| 3FG %:      |                  | 1-3    | 33.3%  | 2-7       | 28.6%    | 1-7       | 14.3%  | 1-4       | 25.0%  | 5-21        | 23.8% | Rebounds |     |     |     |
| FT %:       |                  | 3-5    | 60.0%  | 2-2       | 100.0%   | 3-3       | 100.0% | 3-3       | 100.0% | 11-17       | 64.7% |          |     |     |     |



# 2020-21 BOX SCORES



## Official Basketball Box Score -- Game Totals -- Final Statistics Arkansas vs Tennessee 01/07/21 6:30 pm at Knoxville, TN



## Official Basketball Box Score -- Game Totals -- Final Statistics Texas A&M vs Arkansas 01/10/21 3:00 pm at Fayetteville, AR



### Arkansas 73 • 10-3,1-2 SEC

| #  | Player           |   | Total  |        | 3-Ptr  |          | Rebounds |     |           | PF  | TP | A TO Blk Stl |    |     |     | Min |
|--|------------------|---|--------|--------|--------|----------|----------|-----|-----------|-----|----|--------------|----|-----|-----|-----|
|  |                  |   | FG-FGA | FT-FTA | FG-FGA | FT-FTA   | Off      | Def | Tot       |     |    | A            | TO | Blk | Stl |     |
| 24   | THOMAS, Taylah   | f | 0-2    | 0-0    | 2-2    | 3 1 4    | 3        | 2   | 1 1 0 0   | 24  |    |              |    |     |     |     |
| 12   | SLOCUM, Destiny  | e | 5-10   | 3-5    | 4-5    | 2 3 5    | 1        | 17  | 2 3 0 1   | 37  |    |              |    |     |     |     |
| 23   | RAMIREZ, Amber   | e | 5-10   | 3-4    | 2-2    | 0 3 3    | 2        | 15  | 1 1 0 1   | 33  |    |              |    |     |     |     |
| 33   | DUNGEE, Chelsea  | e | 9-26   | 1-10   | 11-13  | 1 6 7    | 0        | 30  | 3 1 0 5   | 35  |    |              |    |     |     |     |
| 43   | DANIELS, Makayla | e | 3-11   | 2-9    | 1-2    | 0 2 2    | 1        | 9   | 3 1 0 1   | 26  |    |              |    |     |     |     |
| 01   | DAVIS, Marquesha | e | 0-2    | 0-1    | 0-0    | 1 2 3    | 0        | 0   | 0 0 0 0   | 13  |    |              |    |     |     |     |
| 04   | BARNUM, Erynn    | e | 0-3    | 0-0    | 0-0    | 1 2 3    | 2        | 0   | 0 2 0 0   | 9   |    |              |    |     |     |     |
| 14   | MASON, Jaielyn   | e | 0-5    | 0-1    | 0-0    | 1 1 2    | 1        | 0   | 0 0 0 0   | 16  |    |              |    |     |     |     |
| 25   | OBORG, Destinee  | e | 0-0    | 0-0    | 0-0    | 0 1 1    | 1        | 0   | 0 1 0 0   | 7   |    |              |    |     |     |     |
| Team   |                  |   |        |        |        | 2 4 6    |          |     |           |     |    |              |    |     |     |     |
| Totals   |                  |   | 22-69  | 9-30   | 20-24  | 11 25 36 | 11       | 73  | 10 10 0 8 | 200 |    |              |    |     |     |     |
| 1st - FG %: 6-20 30.0% 2nd: 6-18 33.3% 3rd: 6-17 35.3% 4th: 4-14 28.6% Game: 22-69 31.9% Deadball Rebounds 1 |                  |   |        |        |        |          |          |     |           |     |    |              |    |     |     |     |
| 3FG %: 2-10 20.0% 3-8 37.5% 5-7 71.4% 1-6 16.7% 9-30 30.0% 20-24 83.3%                                       |                  |   |        |        |        |          |          |     |           |     |    |              |    |     |     |     |
| FT %: 3-4 75.0% 3-4 75.0% 2-3 66.7% 3-3 100.0%   |                  |   |        |        |        |          |          |     |           |     |    |              |    |     |     |     |

### Tennessee 88 • 7-1,1-0 SEC

| #  | Player               |   | Total  |        | 3-Ptr  |          | Rebounds |     |           | PF  | TP | A TO Blk Stl |    |     |     | Min |
|--|----------------------|---|--------|--------|--------|----------|----------|-----|-----------|-----|----|--------------|----|-----|-----|-----|
|  |                      |   | FG-FGA | FT-FTA | FG-FGA | FT-FTA   | Off      | Def | Tot       |     |    | A            | TO | Blk | Stl |     |
| 00   | Rennia Davis         | f | 12-20  | 0-3    | 2-2    | 5 6 11   | 2        | 26  | 5 0 0 2   | 39  |    |              |    |     |     |     |
| 12   | Rae Burrell          | e | 11-18  | 3-7    | 1-2    | 0 5 5    | 2        | 26  | 1 1 0 2   | 37  |    |              |    |     |     |     |
| 33   | Marta Suarez         | e | 1-2    | 0-1    | 0-0    | 1 6 7    | 2        | 2   | 3 4 0 2   | 19  |    |              |    |     |     |     |
| 20   | Tamari Key           | c | 1-2    | 0-0    | 0-0    | 0 2 2    | 4        | 2   | 1 1 1 0   | 12  |    |              |    |     |     |     |
| 25   | Jordan Horston       | e | 4-11   | 0-2    | 3-4    | 1 7 8    | 1        | 11  | 5 3 2 1   | 34  |    |              |    |     |     |     |
| 02   | Destiny Salary       | e | 1-3    | 1-1    | 0-0    | 0 2 2    | 3        | 3   | 2 0 0 0   | 12  |    |              |    |     |     |     |
| 04   | Jordan Walker        | e | 2-5    | 1-3    | 2-2    | 0 5 5    | 2        | 7   | 3 1 0 0   | 19  |    |              |    |     |     |     |
| 11   | Kasiyahna Kushkituah | e | 5-8    | 0-0    | 1-5    | 1 5 6    | 3        | 11  | 0 1 0 0   | 26  |    |              |    |     |     |     |
| 31   | Emily Saunders       | e | 0-0    | 0-0    | 0-0    | 0 1 1    | 0        | 0   | 1 0 0 0   | 2   |    |              |    |     |     |     |
| Team   |                      |   |        |        |        | 0 2 2    |          |     |           |     |    |              |    |     |     |     |
| Totals   |                      |   | 37-69  | 5-17   | 9-15   | 10 39 49 | 19       | 88  | 21 11 3 7 | 200 |    |              |    |     |     |     |
| 1st - FG %: 7-17 41.2% 2nd: 11-17 64.7% 3rd: 12-19 63.2% 4th: 7-16 43.8% Game: 37-69 53.6% Deadball Rebounds 3 |                      |   |        |        |        |          |          |     |           |     |    |              |    |     |     |     |
| 3FG %: 0-5 0.0% 2-3 66.7% 2-5 40.0% 1-4 25.0% 5-17 29.4% 9-15 60.0%  |                      |   |        |        |        |          |          |     |           |     |    |              |    |     |     |     |
| FT %: 4-4 100.0% 0-0 0.0% 2-5 40.0% 3-6 50.0%  |                      |   |        |        |        |          |          |     |           |     |    |              |    |     |     |     |

Officials: Metta Christensen, Karen Preato, Billy Smith  
Technical fouls: Arkansas-None. Tennessee-None.  
Attendance: 2143  
2020-21 Women's Basketball. Round: 0. Arkansas vs Tennessee. Played at Thompson

| Score by periods | 1st | 2nd | 3rd | 4th | Total |
|------------------|-----|-----|-----|-----|-------|
| Arkansas         | 17  | 18  | 20  | 18  | 73    |
| Tennessee        | 18  | 24  | 28  | 18  | 88    |

### Texas A&M 74 • 12-0,3-0 SEC

| #  | Player         |   | Total  |        | 3-Ptr  |         | Rebounds |     |           | PF  | TP | A TO Blk Stl |    |     |     | Min |
|--|----------------|---|--------|--------|--------|---------|----------|-----|-----------|-----|----|--------------|----|-----|-----|-----|
|  |                |   | FG-FGA | FT-FTA | FG-FGA | FT-FTA  | Off      | Def | Tot       |     |    | A            | TO | Blk | Stl |     |
| 31   | N'dea Jones    | f | 6-10   | 0-0    | 0-1    | 3 11 14 | 3        | 12  | 2 4 0 1   | 33  |    |              |    |     |     |     |
| 40   | Ciera Johnson  | c | 3-6    | 0-0    | 4-6    | 2 7 9   | 2        | 10  | 1 2 1 0   | 29  |    |              |    |     |     |     |
| 02   | Aaliyah Wilson | e | 10-19  | 3-6    | 4-4    | 2 6 8   | 3        | 27  | 2 3 1 2   | 40  |    |              |    |     |     |     |
| 05   | Jordan Nixon   | e | 3-9    | 0-2    | 3-3    | 0 2 2   | 4        | 9   | 5 3 0 0   | 39  |    |              |    |     |     |     |
| 11   | Kayla Wells    | e | 5-9    | 1-3    | 0-0    | 0 1 1   | 2        | 11  | 1 1 0 0   | 35  |    |              |    |     |     |     |
| 00   | Ella Tofaeono  | e | 0-0    | 0-0    | 0-0    | 0 0 0   | 0        | 0   | 0 0 0 0   | 1   |    |              |    |     |     |     |
| 03   | Destiny Pitts  | e | 2-7    | 1-5    | 0-0    | 1 2 3   | 2        | 5   | 0 2 0 0   | 22  |    |              |    |     |     |     |
| 23   | McKinzie Green | e | 0-0    | 0-0    | 0-0    | 0 0 0   | 0        | 0   | 0 0 0 0   | 1   |    |              |    |     |     |     |
| Team   |                |   |        |        |        | 1 3 4   |          |     |           |     |    |              |    |     |     |     |
| Totals   |                |   | 29-60  | 5-16   | 11-14  | 9 32 41 | 16       | 74  | 11 15 2 3 | 200 |    |              |    |     |     |     |
| 1st - FG %: 8-14 57.1% 2nd: 6-14 42.9% 3rd: 8-18 44.4% 4th: 7-14 50.0% Game: 29-60 48.3% Deadball Rebounds 1 |                |   |        |        |        |         |          |     |           |     |    |              |    |     |     |     |
| 3FG %: 3-5 60.0% 1-6 16.7% 0-3 0.0% 1-2 50.0% 5-16 31.3% 11-14 78.6%   |                |   |        |        |        |         |          |     |           |     |    |              |    |     |     |     |
| FT %: 3-4 75.0% 3-4 75.0% 2-3 66.7% 3-3 100.0%   |                |   |        |        |        |         |          |     |           |     |    |              |    |     |     |     |

### Arkansas 73 • 10-4,1-3 SEC

| #  | Player           |   | Total  |        | 3-Ptr  |         | Rebounds |     |          | PF  | TP | A TO Blk Stl |    |     |     | Min |
|--|------------------|---|--------|--------|--------|---------|----------|-----|----------|-----|----|--------------|----|-----|-----|-----|
|  |                  |   | FG-FGA | FT-FTA | FG-FGA | FT-FTA  | Off      | Def | Tot      |     |    | A            | TO | Blk | Stl |     |
| 24   | THOMAS, Taylah   | f | 1-1    | 0-0    | 0-0    | 2 4 6   | 4        | 2   | 1 1 0 2  | 22  |    |              |    |     |     |     |
| 12   | SLOCUM, Destiny  | e | 5-15   | 3-8    | 0-0    | 0 3 3   | 1        | 13  | 6 0 0 2  | 35  |    |              |    |     |     |     |
| 14   | MASON, Jaielyn   | e | 5-11   | 3-5    | 0-0    | 0 0 0   | 13       | 1   | 0 0 0 2  | 38  |    |              |    |     |     |     |
| 33   | DUNGEE, Chelsea  | e | 6-15   | 5-9    | 4-4    | 2 2 4   | 4        | 21  | 2 6 0 0  | 30  |    |              |    |     |     |     |
| 43   | DANIELS, Makayla | e | 5-13   | 3-8    | 3-4    | 0 1 1   | 3        | 16  | 3 2 0 4  | 39  |    |              |    |     |     |     |
| 01   | DAVIS, Marquesha | e | 0-1    | 0-1    | 2-2    | 0 3 3   | 1        | 2   | 0 0 0 0  | 17  |    |              |    |     |     |     |
| 04   | BARNUM, Erynn    | e | 3-5    | 0-0    | 0-2    | 0 3 3   | 1        | 6   | 0 0 0 0  | 17  |    |              |    |     |     |     |
| 11   | LANGERMAN, Rylee | e | 0-0    | 0-0    | 0-0    | 0 2 2   | 0        | 0   | 0 0 0 0  | 2   |    |              |    |     |     |     |
| 25   | OBORG, Destinee  | e | 0-0    | 0-0    | 0-0    | 0 0 0   | 0        | 0   | 0 0 0 0  | 1   |    |              |    |     |     |     |
| Team   |                  |   |        |        |        | 1 5 6   |          |     |          |     |    |              |    |     |     |     |
| Totals   |                  |   | 25-61  | 14-31  | 9-12   | 5 23 28 | 14       | 73  | 13 9 0 8 | 201 |    |              |    |     |     |     |
| 1st - FG %: 6-14 42.9% 2nd: 7-16 43.8% 3rd: 5-16 31.3% 4th: 7-15 46.7% Game: 25-61 41.0% Deadball Rebounds 2,1 |                  |   |        |        |        |         |          |     |          |     |    |              |    |     |     |     |
| 3FG %: 2-8 25.0% 6-10 60.0% 2-6 33.3% 4-7 57.1% 14-31 45.2%  |                  |   |        |        |        |         |          |     |          |     |    |              |    |     |     |     |
| FT %: 2-2 100.0% 0-0 0.0% 2-4 50.0% 5-6 83.3%  |                  |   |        |        |        |         |          |     |          |     |    |              |    |     |     |     |

Officials: Cameron Inouye, Missy Brooks, Tina Napier  
Technical fouls: Texas A&M-None. Arkansas-None.  
Attendance: 2192  
2020-21 Women's Basketball. Round: 0. Arkansas vs Texas A&M. Played at Bud Wal

| Score by periods | 1st | 2nd | 3rd | 4th | Total |
|------------------|-----|-----|-----|-----|-------|
| Texas A&M        | 22  | 16  | 18  | 18  | 74    |
| Arkansas         | 16  | 20  | 14  | 23  | 73    |



## Official Basketball Box Score -- Game Totals -- Final Statistics Florida vs Arkansas 01/14/21 7:00 pm at Fayetteville, AR



## Official Basketball Box Score -- Game Totals -- Final Statistics Arkansas vs South Carolina 01/18/21 7:00 pm at Columbia, SC



### Florida 80 • 7-6,0-5 SEC

|            |                 |   | Total | 3-Ptr | Rebounds   |       |            |       |            |       |       |    |       |       |          |  |
|------------|-----------------|---|-------|-------|------------|-------|------------|-------|------------|-------|-------|----|-------|-------|----------|--|
| #          | Player          |   | FG-GA | FG-GA | FT-FTA     | Off   | Def        | Tot   | PF         | TP    | A     | TO | Blk   | Stl   | Min      |  |
| 25         | Faith Dut       | f | 0-1   | 0-0   | 0-0        | 0     | 4          | 4     | 4          | 0     | 0     | 1  | 0     | 0     | 19       |  |
| 01         | Kiara Smith     | e | 6-14  | 0-1   | 9-11       | 1     | 2          | 3     | 3          | 21    | 5     | 2  | 0     | 1     | 38       |  |
| 03         | Lavender Briggs | e | 17-29 | 6-11  | 1-2        | 0     | 4          | 4     | 4          | 41    | 0     | 3  | 0     | 3     | 39       |  |
| 14         | Kristina Moore  | e | 1-5   | 0-1   | 3-3        | 3     | 2          | 5     | 2          | 5     | 1     | 1  | 0     | 0     | 24       |  |
| 15         | Nina Rickards   | e | 1-3   | 0-2   | 0-0        | 0     | 0          | 0     | 4          | 2     | 2     | 4  | 0     | 1     | 23       |  |
| 10         | Danielle Rainey | e | 0-1   | 0-1   | 0-0        | 0     | 0          | 0     | 2          | 0     | 0     | 0  | 0     | 0     | 5        |  |
| 13         | Jordyn Merritt  | e | 2-2   | 0-0   | 1-2        | 0     | 3          | 3     | 1          | 5     | 1     | 0  | 0     | 1     | 23       |  |
| 12         | Floor Toonders  | e | 1-1   | 0-0   | 1-3        | 2     | 4          | 6     | 1          | 3     | 0     | 1  | 0     | 0     | 12       |  |
| 24         | Yasmeen Chang   | e | 1-5   | 0-0   | 1-3        | 1     | 2          | 3     | 1          | 3     | 0     | 2  | 0     | 0     | 10       |  |
| 32         | Cyndee Kinslow  | e | 0-0   | 0-0   | 0-0        | 0     | 2          | 2     | 1          | 0     | 1     | 1  | 0     | 0     | 7        |  |
| Team       |                 |   |       |       |            | 0     | 4          | 4     |            |       | 1     |    |       |       |          |  |
| Totals     |                 |   | 29-61 | 6-16  | 16-24      | 7     | 27         | 34    | 23         | 80    | 10    | 16 | 6     | 6     | 200      |  |
|            |                 |   |       |       |            |       |            |       |            |       |       |    |       |       |          |  |
| 1st - FG % |                 |   | 6-18  | 33.3% | 2nd - 9-13 | 69.2% | 3rd - 6-15 | 40.0% | 4th - 8-15 | 53.3% | Game: |    | 29-61 | 47.5% | Deadball |  |
| 3FG %      |                 |   | 3-6   | 50.0% | 0-1        | 0.0%  | 1-5        | 20.0% | 2-4        | 50.0% |       |    | 6-16  | 37.5% | Rebound  |  |
| FT %       |                 |   | 3-5   | 60.0% | 8-12       | 66.7% | 5-7        | 71.4% | 0          | 0.0%  |       |    | 16-24 | 66.7% | 3.1      |  |

# 2020-21 BOX SCORES



Official Basketball Box Score -- Game Totals -- Final Statistics  
Arkansas vs Georgia  
01/25/21 7:00 pm at Athens, GA



Official Basketball Box Score -- Game Totals -- Final Statistics  
UConn vs Arkansas  
01/28/21 5:00 pm at Fayetteville, AR



## Arkansas 73 • 11-6,2-5 SEC

| #         | Player           |   | Total  |        | 3-Ptr     |        | Rebounds  |       |           | PF    | TP    | A TO Blk Stl |       |          |       | Min      |
|-----------|------------------|---|--------|--------|-----------|--------|-----------|-------|-----------|-------|-------|--------------|-------|----------|-------|----------|
|           |                  |   | FG-FGA | FT-FTA | FG-FGA    | FT-FTA | Off       | Def   | Tot       |       |       | A            | TO    | Blk      | Stl   |          |
| 24        | THOMAS, Taylah   | f | 0-4    | 0-0    | 0-0       | 3      | 7         | 10    | 1         | 0     | 0     | 1            | 2     | 0        | 18    |          |
| 12        | SLOCUM, Destiny  | g | 3-6    | 2-4    | 3-3       | 0      | 0         | 0     | 4         | 11    | 5     | 2            | 0     | 3        | 26    |          |
| 23        | RAMIREZ, Amber   | g | 0-4    | 0-3    | 2-2       | 0      | 2         | 2     | 1         | 2     | 3     | 1            | 0     | 3        | 25    |          |
| 33        | DUNGEE, Chelsea  | g | 7-22   | 0-3    | 11-14     | 4      | 4         | 8     | 1         | 25    | 0     | 2            | 0     | 3        | 39    |          |
| 43        | DANIELS, Makayla | g | 4-8    | 1-2    | 4-5       | 1      | 2         | 3     | 1         | 13    | 1     | 1            | 0     | 2        | 32    |          |
| 01        | DAVIS, Marquesha | g | 2-6    | 0-1    | 0-0       | 0      | 0         | 0     | 1         | 4     | 0     | 1            | 0     | 0        | 13    |          |
| 04        | BARNUM, Erynn    | g | 7-10   | 0-0    | 1-1       | 2      | 2         | 4     | 3         | 15    | 0     | 0            | 1     | 2        | 21    |          |
| 14        | MASON, Jaielyn   | g | 1-5    | 1-2    | 0-0       | 0      | 4         | 4     | 0         | 3     | 0     | 0            | 0     | 0        | 26    |          |
| Team      |                  |   |        |        |           | 1      | 1         | 2     |           |       | 2     |              |       |          |       |          |
| Totals    |                  |   |        |        | 4-15      | 21-25  | 11        | 22    | 33        | 12    | 73    | 9            | 10    | 3        | 13    | 200      |
| 1st FG %: |                  |   | 8-18   | 44.4%  | 2nd: 5-16 | 31.3%  | 3rd: 8-18 | 44.4% | 4th: 3-13 | 23.1% | Game: | 24-65        | 36.9% | Deadball |       |          |
| 3FG %:    |                  |   | 1-5    | 20.0%  | 1-3       | 33.3%  | 1-5       | 20.0% | 1-2       | 50.0% | 4-15  | 26.7%        | 26.7% | 21-25    | 84.0% | Rebounds |
| FT %:     |                  |   | 8-8    | 100.0% | 3-4       | 75.0%  | 2-3       | 66.7% | 8-10      | 80.0% |       |              |       |          |       | 3        |

## Georgia 75 • 13-2,5-2 SEC

|           |                     | Total |        | 3-Ptr     | Rebounds |           |       |           |       |       |       |       |          |     |     |  |
|-----------|---------------------|-------|--------|-----------|----------|-----------|-------|-----------|-------|-------|-------|-------|----------|-----|-----|--|
| #         | Player              |       | FG-FGA | FG-FGA    | FT-FTA   | Off       | Def   | Tot       | PF    | TP    | A     | TO    | Blk      | Stl | Min |  |
| 20        | Jordan Isaacs       | f     | 2-4    | 0-1       | 1-1      | 1         | 6     | 7         | 0     | 5     | 2     | 2     | 0        | 2   | 35  |  |
| 14        | Jenna Staiti        | c     | 7-16   | 0-2       | 6-7      | 5         | 8     | 13        | 4     | 20    | 2     | 3     | 5        | 2   | 31  |  |
| 02        | Gabby Connally      | g     | 9-16   | 2-7       | 0-0      | 0         | 3     | 3         | 3     | 20    | 4     | 2     | 0        | 1   | 33  |  |
| 11        | Maya Caldwell       | g     | 4-6    | 0-1       | 1-2      | 3         | 3     | 6         | 2     | 9     | 4     | 2     | 0        | 1   | 28  |  |
| 23        | Que Morrison        | g     | 2-7    | 1-5       | 2-2      | 0         | 3     | 3         | 2     | 7     | 4     | 1     | 0        | 0   | 24  |  |
| 01        | Chloe Chapman       |       | 0-1    | 0-0       | 0-0      | 0         | 2     | 2         | 1     | 0     | 0     | 0     | 0        | 0   | 4   |  |
| 03        | Sarah Ashlee Barker |       | 4-8    | 1-5       | 1-2      | 1         | 1     | 2         | 3     | 10    | 0     | 2     | 0        | 1   | 24  |  |
| 04        | Mikayla Coombs      |       | 1-2    | 0-0       | 0-0      | 1         | 3     | 4         | 1     | 2     | 0     | 4     | 0        | 0   | 12  |  |
| 22        | Malury Bates        |       | 0-0    | 0-0       | 0-0      | 0         | 0     | 0         | 0     | 0     | 0     | 0     | 0        | 0   | 2   |  |
| 35        | Javyn Nicholson     |       | 1-1    | 0-0       | 0-0      | 0         | 1     | 1         | 1     | 2     | 0     | 1     | 0        | 0   | 7   |  |
| Team      |                     |       |        |           |          | 0         | 1     | 1         |       |       | 2     |       |          |     |     |  |
| Totals    |                     |       | 30-61  | 4-21      | 11-14    | 11        | 31    | 42        | 17    | 75    | 16    | 19    | 5        | 7   | 200 |  |
| 1st FG %: |                     | 11-15 | 73.3%  | 2nd: 6-15 | 40.0%    | 3rd: 6-17 | 35.3% | 4th: 7-14 | 50.0% | Game: | 30-61 | 49.2% | Deadball |     |     |  |
| 3FG %:    |                     | 2-4   | 50.0%  | 1-8       | 12.5%    | 0-2       | 0.0%  | 1-7       | 14.3% |       | 4-21  | 19.0% | Rebounds |     |     |  |
| FT %:     |                     | 1-1   | 100.0% | 1-2       | 50.0%    | 2-3       | 66.7% | 7-8       | 87.5% |       | 11-14 | 78.6% | 1        |     |     |  |

Officials: Billy Smith,Maj Forsberg,Jesse Dickerson  
Technical fouls: Arkansas-None. Georgia-None.  
Attendance: 701  
2020-21 Women's Basketball. Round: 0. Arkansas vs Georgia. Played at Stegeman

| Score by periods | 1st | 2nd | 3rd | 4th | Total |
|------------------|-----|-----|-----|-----|-------|
| Arkansas         | 25  | 14  | 19  | 15  | 73    |
| Georgia          | 25  | 14  | 14  | 22  | 75    |

## UConn 87 • 10-1,8-0 Big Eas

| #         | Player              | Total  |        | 3-Ptr     |        | Rebounds  |       |           | PF    | TP          | A TO Blk Stl |          |       |   | Min |
|-----------|---------------------|--------|--------|-----------|--------|-----------|-------|-----------|-------|-------------|--------------|----------|-------|---|-----|
|           |                     | FG-FGA | FG-FGA | FT-FTA    | Off    | Def       | Tot   | A         |       |             | TO           | Blk      | Stl   |   |     |
| 20        | Olivia Nelson-Ododa | f      | 1-2    | 0-0       | 0-0    | 1         | 1     | 2         | 2     | 2           | 2            | 3        | 3     | 1 | 19  |
| 05        | Paige Bueckers      | g      | 10-15  | 3-3       | 4-4    | 0         | 2     | 2         | 1     | 27          | 2            | 2        | 0     | 0 | 36  |
| 13        | Christyn Williams   | g      | 7-17   | 0-5       | 2-5    | 1         | 3     | 4         | 3     | 16          | 3            | 2        | 1     | 1 | 37  |
| 22        | Evina Westbrook     | g      | 6-9    | 5-7       | 2-3    | 1         | 5     | 6         | 3     | 19          | 7            | 2        | 0     | 0 | 40  |
| 44        | Aubrey Griffin      | g      | 2-6    | 1-3       | 1-2    | 1         | 5     | 6         | 3     | 6           | 0            | 1        | 0     | 2 | 19  |
| 03        | Aaliyah Edwards     | g      | 3-3    | 0-0       | 0-0    | 3         | 3     | 6         | 5     | 6           | 1            | 4        | 0     | 0 | 13  |
| 10        | Nika Muhl           | g      | 3-5    | 2-4       | 0-0    | 0         | 3     | 3         | 2     | 8           | 2            | 0        | 0     | 0 | 25  |
| 11        | Mir McLean          | g      | 1-3    | 1-1       | 0-0    | 0         | 3     | 3         | 4     | 3           | 0            | 0        | 1     | 0 | 11  |
| Team      |                     |        |        |           |        | 1         | 2     | 3         |       |             | 1            |          |       |   |     |
| Totals    |                     |        | 33-60  | 12-23     | 9-14   | 8         | 27    | 35        | 23    | 87          | 17           | 15       | 5     | 4 | 200 |
| 1st FG %: |                     | 8-12   | 66.7%  | 2nd: 8-15 | 53.3%  | 3rd: 8-17 | 47.1% | 4th: 9-16 | 56.3% | Game: 33-60 | 55.0%        | Deadball |       |   |     |
| 3FG %:    |                     | 2-4    | 50.0%  | 3-6       | 50.0%  | 3-5       | 60.0% | 4-8       | 50.0% | 12-23       | 52.2%        | Rebounds |       |   |     |
| FT %:     |                     | 4-5    | 80.0%  | 2-2       | 100.0% | 0-3       | 0.0%  | 3-4       | 75.0% |             |              | 9-14     | 64.3% |   |     |

## Arkansas 90 • 12-6,2-5 SEC

| #         | Player           | Total  |        | 3-Ptr      |        | Rebounds   |       |           | PF    | TP    | A TO Blk Stl |          |          |     | Min |
|-----------|------------------|--------|--------|------------|--------|------------|-------|-----------|-------|-------|--------------|----------|----------|-----|-----|
|           |                  | FG-FGA | FT-FTA | FG-FGA     | FT-FTA | Off        | Def   | Tot       |       |       | A            | TO       | Blk      | Stl |     |
| 24        | THOMAS, Taylah   | f      | 1-3    | 0-1        | 2-2    | 3          | 4     | 7         | 0     | 4     | 1            | 0        | 1        | 0   | 30  |
| 12        | SLOCUM, Destiny  | g      | 2-7    | 0-2        | 1-4    | 0          | 5     | 5         | 2     | 5     | 2            | 2        | 0        | 1   | 33  |
| 23        | RAMIREZ, Amber   | g      | 8-16   | 5-10       | 1-2    | 0          | 2     | 2         | 2     | 22    | 1            | 0        | 0        | 0   | 39  |
| 33        | DUNGEE, Chelsea  | g      | 13-21  | 4-5        | 7-10   | 0          | 3     | 3         | 1     | 37    | 3            | 1        | 0        | 3   | 39  |
| 43        | DANIELS, Makayla | g      | 4-9    | 3-4        | 0-1    | 0          | 1     | 1         | 3     | 11    | 3            | 0        | 1        | 1   | 32  |
| 01        | DAVIS, Marquesha | g      | 3-4    | 1-1        | 0-0    | 1          | 2     | 3         | 1     | 7     | 0            | 4        | 0        | 0   | 14  |
| 04        | BARNUM, Erynn    | g      | 2-4    | 0-0        | 0-1    | 2          | 2     | 4         | 3     | 4     | 0            | 2        | 0        | 1   | 11  |
| 11        | LANGERMAN, Rylee | g      | 0-0    | 0-0        | 0-0    | 0          | 0     | 0         | 1     | 0     | 0            | 0        | 0        | 0   | 2   |
| Team      |                  |        |        |            |        | 2          | 2     | 4         |       |       |              |          |          |     |     |
| Totals    |                  |        | 33-64  | 13-23      | 11-20  | 8          | 21    | 29        | 13    | 90    | 10           | 9        | 2        | 6   | 200 |
| 1st FG %: |                  | 6-14   | 42.9%  | 2nd: 10-19 | 52.6%  | 3rd: 12-17 | 70.6% | 4th: 5-14 | 35.7% | Game: | 33-64        | 51.6%    | Deadball |     |     |
| 3FG %:    |                  | 3-7    | 42.9%  | 3-6        | 50.0%  | 6-7        | 85.7% | 1-3       | 33.3% | 13-23 | 56.5%        | Rebounds |          |     |     |
| FT %:     |                  | 3-4    | 75.0%  | 0-0        | 0.0%   | 1-7        | 14.3% | 7-9       | 77.8% |       | 11-20        | 55.0%    | 4,2      |     |     |

Officials: Katie Lukanich,Jesse Dickerson,Beverly Roberts  
Technical fouls: UConn-None. Arkansas-None.  
Attendance: 4400  
2020-21 Women's Basketball. Round: 0. Arkansas vs UConn. Played at Bud Walton

| Score by periods | 1st | 2nd | 3rd | 4th | Total |
|------------------|-----|-----|-----|-----|-------|
| UConn            | 22  | 21  | 19  | 25  | 87    |
| Arkansas         | 18  | 23  | 31  | 18  | 90    |



Official Basketball Box Score -- Game Totals -- Final Statistics  
Auburn vs Arkansas  
01/31/21 2:00 pm at Fayetteville, AR



Official Basketball Box Score -- Game Totals -- Final Statistics  
Arkansas vs Missouri  
02/04/21 7:00 pm at Columbia, MO



## Auburn 67 • 5-11,0-8 SEC

|           |                      | Total |        | 3-Ptr  |        | Rebounds |       |      |        |      |       |       |       |       |          |          |
|-----------|----------------------|-------|--------|--------|--------|----------|-------|------|--------|------|-------|-------|-------|-------|----------|----------|
| #         | Player               |       | FG-FGA | FG-FGA | FT-FTA | Off      | Def   | Tot  | PF     | TP   | A     | TO    | Blk   | Stl   | Min      |          |
| 11        | Romi Levy            | f     | 3-9    | 1-4    | 1-2    | 4        | 8     | 12   | 2      | 8    | 0     | 1     | 0     | 0     | 29       |          |
| 20        | Unique Thompson      | f     | 7-15   | 0-0    | 4-4    | 10       | 9     | 19   | 2      | 18   | 1     | 4     | 0     | 1     | 32       |          |
| 01        | Keya Patton          | g     | 5-16   | 0-2    | 0-0    | 1        | 1     | 2    | 2      | 10   | 1     | 1     | 0     | 2     | 32       |          |
| 22        | Alaina Rice          | g     | 1-6    | 0-2    | 4-5    | 1        | 2     | 3    | 2      | 6    | 1     | 4     | 0     | 0     | 27       |          |
| 23        | Honesty Scott-Grayso | g     | 4-13   | 1-5    | 8-8    | 0        | 4     | 4    | 2      | 17   | 3     | 1     | 0     | 1     | 33       |          |
| 00        | Alycia Reese         |       | 0-0    | 0-0    | 0-0    | 1        | 0     | 1    | 0      | 0    | 0     | 0     | 0     | 0     | 3        |          |
| 02        | Sania Wells          |       | 0-1    | 0-0    | 0-0    | 1        | 0     | 1    | 4      | 0    | 1     | 1     | 0     | 0     | 6        |          |
| 03        | Annie Hughes         |       | 0-0    | 0-0    | 0-0    | 0        | 1     | 1    | 0      | 0    | 0     | 0     | 0     | 0     | 5        |          |
| 05        | Aicha Coulibaly      |       | 1-3    | 0-0    | 2-2    | 0        | 4     | 4    | 2      | 4    | 0     | 0     | 0     | 0     | 18       |          |
| 13        | Kira Lowery          |       | 2-4    | 0-1    | 0-0    | 0        | 0     | 0    | 2      | 4    | 1     | 1     | 0     | 2     | 15       |          |
| Team      |                      |       |        |        |        | 2        | 1     | 3    |        |      |       |       |       |       |          |          |
| Totals    |                      |       | 23-67  | 2-14   | 19-21  | 20       | 30    | 50   | 18     | 67   | 8     | 13    | 0     | 6     | 200      |          |
| 1st FG %: |                      | 6-15  | 40.0%  | 2nd:   | 4-21   | 19.0%    | 3rd:  | 7-18 | 38.9%  | 4th: | 6-13  | 46.2% | Game: | 23-67 | 34.3%    | Deadball |
| 3FG %:    |                      | 1-4   | 25.0%  | 0-5    | 0.0%   | 0-2      | 0.0%  | 1-3  | 33.3%  | 2-14 | 14.3% | 14.3% | 19-21 | 90.5% | Rebounds | 1,1      |
| FT %:     |                      | 5-6   | 83.3%  | 2-2    | 100.0% | 4-5      | 80.0% | 8-8  | 100.0% |      |       |       |       |       |          |          |

## Arkansas 77 • 13-6,3-5 SEC

| #   | Player           | Total  |        | 3-Ptr  |        | Rebounds |     |     | PF | TP | A TO Blk Stl |    |     |     | Min |
|---|------------------|--------|--------|--------|--------|----------|-----|-----|----|----|--------------|----|-----|-----|-----|
|   |                  | FG-FGA | FT-FTA | FG-FGA | FT-FTA | Off      | Def | Tot |    |    | A            | TO | Blk | Stl |     |
| 24  | THOMAS, Taylah   | f      | 2-3    | 0-0    | 1-2    | 2        | 7   | 9   | 4  | 5  | 2            | 0  | 1   | 0   | 26  |
| 12  | SLOCUM, Destiny  | g      | 5-10   | 2-5    | 2-2    | 0        | 4   | 4   | 3  | 14 | 3            | 3  | 0   | 0   | 33  |
| 23  | RAMIREZ, Amber   | g      | 7-17   | 5-15   | 0-0    | 2        | 2   | 4   | 3  | 19 | 3            | 0  | 1   | 0   | 37  |
| 33  | DUNGEE, Chelsea  | g      | 5-14   | 1-5    | 5-7    | 1        | 4   | 5   | 1  | 16 | 3            | 2  | 0   | 1   | 35  |
| 43  | DANIELS, Makayla | g      | 1-5    | 1-3    | 4-4    | 0        | 1   | 1   | 4  | 7  | 0            | 3  | 0   | 2   | 23  |
| 01  | DAVIS, Marquesha |        | 1-1    | 0-0    | 2-2    | 0        | 1   | 1   | 0  | 4  | 0            | 0  | 0   | 0   | 9   |
| 04  | BARNUM, Erynyn   |        | 2-3    | 0-0    | 0-1    | 0        | 0   | 0   | 3  | 4  | 2            | 1  | 0   | 0   | 14  |
| 11  | LANGERMAN, Rylee |        | 0-0    | 0-0    | 0-0    | 0        | 0   | 0   | 1  | 0  | 0            | 0  | 0   | 0   | 2   |
| 14  | MASON, Jaiilyn   |        | 3-6    | 2-4    | 0-0    | 0        | 5   | 5   | 0  | 8  | 4            | 0  | 0   | 2   | 21  |
| Team  |                  |        |        |        |        | 0        | 1   | 1   |    |    |              |    |     |     |     |
| Totals  |                  |        | 26-59  | 11-32  | 14-18  | 5        | 25  | 30  | 19 | 77 | 17           | 9  | 2   | 5   | 200 |
| 1st FG %: 41.5 26.7% 2nd 10-15 66.7% 3rd: 6-15 40.0% 4th: 6-14 42.9% Game: 26-59 44.1% Deadball |                  |        |        |        |        |          |     |     |    |    |              |    |     |     |     |
| 3FG %: 3-8 37.5% 3-4 75.0% 3-10 30.0% 4-10 40.0% 11-12 34.4% Rebounds                           |                  |        |        |        |        |          |     |     |    |    |              |    |     |     |     |
| FT %: 0-0 0.0% 1-4 25.0% 4-4 100.0% 9-10 90.0% 14-18 77.8% 1                                    |                  |        |        |        |        |          |     |     |    |    |              |    |     |     |     |



# 2020-21 BOX SCORES



## Official Basketball Box Score -- Game Totals -- Final Statistics Arkansas vs Texas A&M 02/07/21 2:00 pm at College Station, TX



## Official Basketball Box Score -- Game Totals -- Final Statistics Mississippi St. vs Arkansas 02/11/21 8:00 pm at Fayetteville, AR



### Arkansas 67 • 14-7,4-6 SEC

| #   | Player           |   | Total  |        | 3-Ptr  |      | Rebounds |     |    | PF | TP | A  | TO | Blk | Stl | Min |
|---|------------------|---|--------|--------|--------|------|----------|-----|----|----|----|----|----|-----|-----|-----|
|   |                  |   | FG-FGA | FG-FGA | FT-FTA | Off  | Def      | Tot |    |    |    |    |    |     |     |     |
| 24  | THOMAS, Taylah   | f | 1-1    | 0-0    | 0-0    | 1    | 2        | 3   | 4  | 2  | 1  | 0  | 1  | 0   | 0   | 19  |
| 12  | SLOCUM, Destiny  | e | 2-9    | 0-4    | 0-0    | 0    | 1        | 1   | 3  | 4  | 4  | 0  | 0  | 0   | 1   | 38  |
| 23  | RAMIREZ, Amber   | e | 7-15   | 5-10   | 2-2    | 0    | 1        | 1   | 3  | 21 | 0  | 1  | 0  | 1   | 0   | 34  |
| 33  | DUNGEE, Chelsea  | e | 4-11   | 2-4    | 2-2    | 1    | 6        | 7   | 4  | 12 | 2  | 4  | 1  | 1   | 1   | 34  |
| 43  | DANIELS, Makayla | e | 5-12   | 3-6    | 0-0    | 0    | 2        | 2   | 2  | 13 | 3  | 1  | 0  | 1   | 1   | 29  |
| 01  | DAVIS, Marquesha | e | 2-3    | 0-0    | 1-2    | 0    | 0        | 0   | 0  | 5  | 0  | 1  | 0  | 0   | 0   | 12  |
| 04  | BARNUM, Erynn    | e | 4-4    | 0-0    | 2-4    | 0    | 3        | 3   | 2  | 10 | 0  | 2  | 1  | 3   | 20  |     |
| 14  | MASON, Jailyn    | e | 0-2    | 0-2    | 0-0    | 0    | 1        | 1   | 1  | 0  | 1  | 0  | 0  | 0   | 0   | 13  |
| 25  | OBERG, Destinee  | e | 0-0    | 0-0    | 0-0    | 0    | 0        | 0   | 0  | 0  | 0  | 0  | 0  | 0   | 0   | 1   |
| Team  |                  |   |        |        |        | 0    | 0        | 0   |    |    |    |    |    |     |     |     |
| Totals  |                  |   |        | 25-57  | 10-26  | 7-10 | 2        | 16  | 18 | 19 | 67 | 11 | 9  | 3   | 6   | 200 |
| 1st - FG %: 6-15 40.0% 2nd: 7-14 50.0% 3rd: 6-15 40.0% 4th: 6-13 46.2% Game: 25-57 43.9% Deadball |                  |   |        |        |        |      |          |     |    |    |    |    |    |     |     |     |
| 3FG %: 2-8 25.0% 3-7 42.9% 2-6 33.3% 3-5 60.0% 10-26 38.5% Rebounds                               |                  |   |        |        |        |      |          |     |    |    |    |    |    |     |     |     |
| FT %: 0-1 0.0% 1-2 50.0% 2-3 66.7% 4-4 100.0% 7-10 70.0% 1  |                  |   |        |        |        |      |          |     |    |    |    |    |    |     |     |     |

### Texas A&M 69 • 18-1,9-1 SEC

|   |                | Total |        | 3-Ptr  |       | Rebounds |     |    |    |    |    |     |     |     |     |
|---|----------------|-------|--------|--------|-------|----------|-----|----|----|----|----|-----|-----|-----|-----|
| #   | Player         | FG-FA | FG-FGA | FT-FTA | Off   | Def      | Tot | PF | TP | A  | TO | Blk | Stl | Min |     |
| 31  | N'dea Jones    | f     | 1-7    | 0-0    | 3-4   | 4        | 9   | 13 | 3  | 5  | 2  | 3   | 0   | 0   | 29  |
| 40  | Ciera Johnson  | c     | 6-8    | 0-0    | 1-4   | 2        | 5   | 7  | 4  | 13 | 1  | 3   | 0   | 2   | 31  |
| 02  | Aaliyah Wilson | e     | 6-13   | 2-3    | 0-0   | 1        | 9   | 10 | 2  | 14 | 2  | 2   | 2   | 0   | 32  |
| 05  | Jordan Nixon   | e     | 2-4    | 1-2    | 0-0   | 0        | 1   | 1  | 4  | 5  | 4  | 3   | 0   | 0   | 22  |
| 11  | Kayla Wells    | e     | 7-13   | 1-2    | 6-8   | 1        | 4   | 5  | 3  | 21 | 4  | 3   | 0   | 0   | 35  |
| 00  | Ella Tofaeono  |       | 1-1    | 0-0    | 0-0   | 1        | 0   | 1  | 0  | 2  | 1  | 0   | 0   | 0   | 5   |
| 01  | Zaay Green     |       | 1-3    | 0-0    | 0-0   | 2        | 1   | 3  | 0  | 2  | 0  | 0   | 0   | 0   | 9   |
| 03  | Destiny Pitts  |       | 0-2    | 0-1    | 0-0   | 2        | 0   | 2  | 0  | 0  | 1  | 1   | 0   | 0   | 14  |
| 23  | McKinzie Green |       | 2-3    | 0-0    | 0-0   | 0        | 0   | 0  | 0  | 4  | 1  | 0   | 0   | 0   | 14  |
| 04  | Sahara Jones   |       | 0-0    | 0-0    | 0-0   | 0        | 0   | 0  | 0  | 0  | 0  | 0   | 0   | 0   | 1   |
| 45  | Alexis Morris  |       | 1-2    | 0-0    | 1-2   | 0        | 1   | 1  | 0  | 3  | 1  | 2   | 0   | 0   | 4   |
| Team  |                |       |        |        |       | 1        | 2   | 3  |    |    |    |     |     |     |     |
| Totals  |                |       | 27-56  | 4-8    | 11-18 | 14       | 32  | 46 | 16 | 69 | 17 | 17  | 2   | 2   | 200 |
| 1st - FG %: 6-13 46.2% 2nd: 4-15 26.7% 3rd: 11-15 73.3% 4th: 6-13 46.2% Game: 27-56 48.2% Deadball Rebounds 6 |                |       |        |        |       |          |     |    |    |    |    |     |     |     |     |
| 3FG %: 2-3 66.7% 0-2 0.0% 1-1 100.0% 1-2 50.0% 4-8 50.0%  |                |       |        |        |       |          |     |    |    |    |    |     |     |     |     |
| FT %: 3-4 75.0% 5-8 62.5% 3-4 75.0% 0-2 0.0% 11-18 61.1%  |                |       |        |        |       |          |     |    |    |    |    |     |     |     |     |

Officials: Metta Christensen, Brian Garland, Roy Gulbeyan

Technical fouls: Arkansas-None. Texas A&M-None.

Attendance: 954

1020-21 Women's Basketball. Round: 0. Arkansas vs Texas A&M. Played at Reed Ar

| Score by periods | 1st | 2nd | 3rd | 4th | Total |
|------------------|-----|-----|-----|-----|-------|
| Arkansas         | 14  | 18  | 16  | 19  | 67    |
| Texas A&M        | 17  | 13  | 26  | 13  | 69    |

### Mississippi St. 80 • 8-6,3-5 SEC

| #           | Player            | Total  |        |           | 3-Ptr | Rebounds   |       |           | PF    | TP          | A TO Blk Stl |          |     |     | Min |
|-------------|-------------------|--------|--------|-----------|-------|------------|-------|-----------|-------|-------------|--------------|----------|-----|-----|-----|
|             |                   | FG-FGA | FG-FGA | FT-FTA    |       | Off        | Def   | Tot       |       |             | A            | TO       | Blk | Stl |     |
| 04          | Jessika Carter    | f      | 5-11   | 0-0       | 1-3   | 4          | 1     | 5         | 5     | 11          | 2            | 2        | 0   | 1   | 27  |
| 05          | Rickeya Jackson   | f      | 7-16   | 0-2       | 0-0   | 4          | 3     | 7         | 2     | 14          | 3            | 7        | 0   | 1   | 37  |
| 01          | Myah Taylor       | e      | 8-16   | 5-12      | 1-2   | 1          | 5     | 6         | 0     | 22          | 7            | 2        | 0   | 1   | 37  |
| 03          | Aliyah Matharu    | e      | 5-7    | 3-4       | 4-4   | 0          | 3     | 3         | 5     | 17          | 2            | 4        | 0   | 2   | 23  |
| 21          | Madison Hayes     | e      | 3-4    | 2-2       | 0-0   | 2          | 3     | 5         | 1     | 8           | 0            | 0        | 1   | 0   | 31  |
| 00          | JaMya Mingo-Young | e      | 2-4    | 1-2       | 0-1   | 0          | 1     | 1         | 2     | 5           | 2            | 1        | 0   | 1   | 20  |
| 10          | Sidney Cooks      | e      | 0-1    | 0-1       | 0-0   | 0          | 1     | 1         | 1     | 0           | 0            | 0        | 0   | 0   | 8   |
| 11          | Xaria Wiggins     | e      | 0-3    | 0-3       | 0-0   | 0          | 0     | 0         | 0     | 0           | 0            | 0        | 0   | 0   | 7   |
| 20          | Yemiyah Morris    | e      | 0-0    | 0-0       | 0-0   | 0          | 0     | 0         | 1     | 0           | 0            | 1        | 0   | 0   | 3   |
| 23          | Caterion Thompson | e      | 1-1    | 1-1       | 0-0   | 0          | 1     | 1         | 1     | 3           | 0            | 0        | 0   | 0   | 7   |
| Team        |                   |        |        |           |       |            |       |           |       |             |              |          |     |     |     |
| Totals      |                   |        | 31-63  | 12-27     | 6-10  | 12         | 19    | 31        | 18    | 80          | 16           | 18       | 1   | 6   | 200 |
| 1st - FG %: |                   | 6-16   | 37.5%  | 2nd: 8-15 | 53.3% | 3rd: 10-16 | 62.5% | 4th: 7-16 | 43.8% | Game: 31-63 | 49.2%        | Deadball |     |     |     |
| 3FG %:      |                   | 4-8    | 50.0%  | 3-8       | 37.5% | 3-5        | 60.0% | 2-6       | 33.3% | 5-11        | 45.5%        | Rebounds |     |     |     |
| FT %:       |                   | 0-1    | 0.0%   | 0-0       | 0.0%  | 0-1        | 0.0%  | 0-0       | 0.0%  | 6-10        | 60.0%        | 1        |     |     |     |

### Arkansas 86 • 15-7,5-6 SEC

| #           | Player           | Total  |        |           | 3-Ptr  |          |        | Rebounds  |       |             | PF    | TP       | A TO Blk Stl |    |     |     | Min |
|-------------|------------------|--------|--------|-----------|--------|----------|--------|-----------|-------|-------------|-------|----------|--------------|----|-----|-----|-----|
|             |                  | FG-FGA | FG-FGA | FT-FTA    | FG-FGA | FG-FGA   | FT-FTA | Off       | Def   | Tot         |       |          | A            | TO | Blk | Stl |     |
| 24          | THOMAS, Taylah   | f      | 3-4    | 0-0       | 0-0    | 3        | 3      | 6         | 1     | 6           | 0     | 1        | 1            | 0  | 26  |     |     |
| 12          | SLOCUM, Destiny  | e      | 11-15  | 1-3       | 3-5    | 0        | 0      | 0         | 3     | 26          | 4     | 3        | 0            | 1  | 33  |     |     |
| 23          | RAMIREZ, Amber   | e      | 5-7    | 2-2       | 0-0    | 0        | 3      | 3         | 0     | 12          | 0     | 2        | 0            | 1  | 40  |     |     |
| 33          | DUNGEE, Chelsea  | e      | 7-12   | 2-3       | 6-7    | 1        | 4      | 5         | 3     | 22          | 1     | 4        | 0            | 2  | 32  |     |     |
| 43          | DANIELS, Makayla | e      | 2-8    | 0-1       | 5-6    | 0        | 2      | 2         | 2     | 9           | 1     | 2        | 0            | 3  | 30  |     |     |
| 01          | DAVIS, Marquesha | e      | 0-3    | 0-1       | 0-0    | 0        | 2      | 2         | 1     | 0           | 0     | 0        | 0            | 0  | 8   |     |     |
| 04          | BARNUM, Erynn    | e      | 3-4    | 0-0       | 3-3    | 1        | 3      | 4         | 1     | 9           | 0     | 0        | 0            | 0  | 14  |     |     |
| 11          | LANGERMAN, Rylee | e      | 0-0    | 0-0       | 0-0    | 0        | 0      | 0         | 0     | 0           | 0     | 0        | 0            | 0  | 0+  |     |     |
| 14          | MASON, Jailyn    | e      | 1-2    | 0-1       | 0-0    | 0        | 4      | 4         | 1     | 2           | 1     | 0        | 1            | 0  | 17  |     |     |
| Team        |                  |        |        |           |        |          |        | 0         | 1     | 1           |       |          |              |    |     |     |     |
| Totals      |                  |        | 32-55  | 5-11      | 17-21  | 5        | 22     | 27        | 12    | 86          | 7     | 13       | 2            | 7  | 200 |     |     |
| 1st - FG %: |                  | 10-17  | 58.8%  | 2nd: 7-15 | 46.7%  | 3rd: 6-8 | 75.0%  | 4th: 9-15 | 60.0% | Game: 32-55 | 58.2% | Deadball |              |    |     |     |     |
| 3FG %:      |                  | 2-4    | 50.0%  | 1-3       | 33.3%  | 1-1      | 100.0% | 1-3       | 33.3% | 5-11        | 45.5% | Rebounds |              |    |     |     |     |
| FT %:       |                  | 4-4    | 100.0% | 7-7       | 100.0% | 1-2      | 50.0%  | 5-8       | 62.5% | 17-21       | 81.0% | 3        |              |    |     |     |     |

Officials: Fritz Hall, Felipe, Clayton Don Kenter

Officials: Brian Hall, Felicia Grinter, Dee Kantner

Technical fouls: Mississippi St.-None. Arkansas-None.

Attendance: 1707

1020-21 Women's Basketball. Round: 0. Arkansas vs Mississippi St.. Played at B

| Score by periods | 1st | 2nd | 3rd | 4th | Total |
|------------------|-----|-----|-----|-----|-------|
| Mississippi St.  | 16  | 19  | 23  | 22  | 80    |
| Arkansas         | 26  | 22  | 14  | 24  | 86    |



## Official Basketball Box Score -- Game Totals -- Final Statistics Ole Miss vs Arkansas 02/19/21 6:00 pm at Fayetteville, AR



## Official Basketball Box Score -- Game Totals -- Final Statistics Arkansas vs LSU 02/21/21 5:00 pm at Baton Rouge, LA



### Ole Miss 74 • 9-8,3-8 SEC

|   |                  | Total |       |        | 3-Ptr |       | Rebounds |    |    |    |    |     |     |     |    |     |
|---|------------------|-------|-------|--------|-------|-------|----------|----|----|----|----|-----|-----|-----|----|-----|
| #   | Player           | FG-FA | FG-FA | FT-FTA | Off   | Def   | Tot      | PF | TP | A  | TO | Blk | Stl | Min |    |     |
| 00  | Shakira Austin   | f     | 7-12  | 0-1    | 3-8   | 4     | 7        | 11 | 2  | 17 | 2  | 5   | 2   | 1   | 24 |     |
| 05  | Snudda Collins   | f     | 1-6   | 1-5    | 2-2   | 0     | 2        | 2  | 1  | 5  | 0  | 1   | 0   | 0   | 4  |     |
| 24  | Madison Scott    | f     | 7-9   | 0-0    | 3-3   | 5     | 5        | 10 | 3  | 17 | 0  | 0   | 2   | 2   | 32 |     |
| 03  | Donnetta Johnson | e     | 3-13  | 0-1    | 0-0   | 0     | 2        | 2  | 4  | 6  | 1  | 4   | 0   | 3   | 29 |     |
| 04  | Valerie Nesbitt  | e     | 2-4   | 0-1    | 2-4   | 0     | 3        | 3  | 4  | 6  | 2  | 4   | 1   | 1   | 18 |     |
| 02  | Mimi Reid        | e     | 5-10  | 1-2    | 5-7   | 1     | 2        | 3  | 2  | 16 | 2  | 4   | 0   | 0   | 26 |     |
| 15  | Caitlin McGee    | e     | 0-1   | 0-0    | 3-4   | 3     | 0        | 3  | 3  | 3  | 1  | 0   | 0   | 0   | 13 |     |
| 21  | Taylor Smith     | e     | 0-2   | 0-0    | 0-0   | 0     | 1        | 1  | 1  | 0  | 0  | 0   | 0   | 0   | 6  |     |
| 23  | Jacorrhia Bracey | e     | 0-0   | 0-0    | 0-0   | 0     | 0        | 0  | 1  | 0  | 0  | 0   | 0   | 0   | 0+ |     |
| 25  | Tiya Douglas     | e     | 1-3   | 0-1    | 0-0   | 2     | 0        | 2  | 4  | 2  | 0  | 0   | 0   | 1   | 22 |     |
| 32  | Iyanla Kitchens  | e     | 1-1   | 0-0    | 0-0   | 0     | 1        | 1  | 0  | 2  | 0  | 1   | 0   | 0   | 6  |     |
| Team  |                  |       |       |        |       |       |          | 1  | 0  | 1  |    |     |     |     |    |     |
| Totals  |                  |       | 27-61 |        | 2-11  | 18-28 | 16       | 23 | 39 | 25 | 74 | 8   | 19  | 5   | 8  | 200 |
| 1st - FG %: 7-15 46.7% 2nd: 5-13 38.5% 3rd: 7-16 43.8% 4th: 8-17 47.1% Game: 27-61 44.3% Deadball Rebounds 4                              |                  |       |       |        |       |       |          |    |    |    |    |     |     |     |    |     |
| 3rd %: 1-3 33.3% 4th %: 2-8 25.0% 5th %: 2-11 18.2% 6th %: 1-3 33.3% 7th %: 1-3 33.3% 8th %: 1-3 33.3% 9th %: 1-3 33.3% 10th %: 1-3 33.3% |                  |       |       |        |       |       |          |    |    |    |    |     |     |     |    |     |
| FT %: 0-2 0.0% 10-11 90.9% 1-2 50.0% 7-13 53.8%   |                  |       |       |        |       |       |          |    |    |    |    |     |     |     |    |     |





# DOUBLE DOUBLES (SINCE 2002-03)

## 2020-21

|                  |        |              |          |
|------------------|--------|--------------|----------|
| BARNUM, Erynn    |        |              |          |
| 13 pts           | 10 reb | UAPB         | 12/21/20 |
| DAVIS, Marquesha |        |              |          |
| 11 pts           | 11 reb | Oral Roberts | 11/25/20 |
| SLOCUM, Destiny  |        |              |          |
| 22 pts           | 10 ast | at Missouri  | 2/4/21   |
| THOMAS, Taylah   |        |              |          |
| 11 pts           | 10 reb | vs. FGCU     | 11/28/20 |

## 2019-20

|                |        |                   |          |
|----------------|--------|-------------------|----------|
| BARNUM, Erynn  |        |                   |          |
| 14 pts         | 12 reb | vs. Tulsa         | 12/11/19 |
| DOUMBIA, Rokia |        |                   |          |
| 13 pts         | 10 reb | at Vanderbilt     | 1/19/20  |
| THOMAS, Taylah |        |                   |          |
| 10 pts         | 21 reb | vs. New Orleans   | 11/8/19  |
| 11 pts         | 11 reb | vs. McNeese State | 11/11/19 |
| 15 pts         | 13 reb | Fordham           | 11/29/19 |
| 10 pts         | 11 reb | vs. Missouri      | 1/12/20  |

## 2018-19

|                   |        |                      |          |
|-------------------|--------|----------------------|----------|
| WILLIAMS, Kiara   |        |                      |          |
| 12 pts            | 11 reb | at Abilene Christina | 12/8/18  |
| 13 pts            | 10 reb | at Ole Miss          | 1/6/19   |
| 14 pts            | 17 reb | at No. 17 Kentucky   | 2/17/19  |
| ZIMMERMAN, Bailey |        |                      |          |
| 11 pts            | 11 reb | vs Pittsburgh        | 11/24/18 |

## 2017-18

|                 |        |               |          |
|-----------------|--------|---------------|----------|
| COSPER, Devin   |        |               |          |
| 17 pts          | 12 reb | SHSU          | 11/10/17 |
| 21 pts          | 10 reb | at ORU        | 11/20/17 |
| 17 pts          | 11 reb | vs NMSU       | 11/25/17 |
| 25 pts          | 14 reb | Charlotte     | 12/7/17  |
| 11 pts          | 11 reb | Tulsa         | 12/10/17 |
| 18 pts          | 11 reb | Ole Miss      | 12/31/17 |
| 24 pts          | 13 reb | Alabama       | 1/7/18   |
| MONK, Malica    |        |               |          |
| 10 pts          | 10 ast | Grambling     | 12/28/17 |
| WILLIAMS, Kiara |        |               |          |
| 11 pts          | 11 reb | vs NMSU       | 11/25/17 |
| 12 pts          | 16 reb | Grambling     | 12/28/17 |
| 15 pts          | 14 reb | at Auburn     | 1/14/18  |
| 25 pts          | 10 reb | vs Vanderbilt | 2/28/18  |

## 2016-17

|                  |        |                 |          |
|------------------|--------|-----------------|----------|
| COOLEY, Alecia   |        |                 |          |
| 11 pts           | 10 reb | Memphis         | 11/25/17 |
| 11 pts           | 11 reb | Auburn          | 2/26/17  |
| JACKSON, Jessica |        |                 |          |
| 14 pts           | 12 reb | Auburn          | 2/26/17  |
| 11 pts           | 10 reb | at Vanderbilt   | 2/23/17  |
| 11 pts           | 10 reb | at Ole Miss     | 1/1/17   |
| 34 pts           | 10 reb | Houston Baptist | 12/28/16 |
| MASON, Jaielyn   |        |                 |          |
| 10 pts           | 10 ast | at Ole Miss     | 1/1/17   |
| 10 pts           | 11 ast | Houston Baptist | 12/28/16 |

## 2015-16

|                  |        |                |          |
|------------------|--------|----------------|----------|
| COOLEY, Alecia   |        |                |          |
| 12 pts           | 10 reb | MISSOURI STATE | 12/02/15 |
| 20 pts           | 10 reb | #24 MISSOURI   | 01/17/16 |
| 11 pts           | 10 reb | FLORIDA        | 01/28/16 |
| DANBERRY, Jordan |        |                |          |
| 12 pts           | 10 ast | ALABAMA        | 02/18/16 |
| JACKSON, Jessica |        |                |          |
| 13 pts           | 10 reb | SE LOUISIANA   | 11/13/15 |
| 20 pts           | 13 reb | SHSU           | 11/15/15 |
| 15 pts           | 12 reb | at Butler      | 12/13/15 |
| 16 pts           | 10 reb | FLORIDA        | 01/28/16 |
| WOLFF, Melissa   |        |                |          |
| 10 pts           | 10 reb | at Butler      | 12/13/15 |
| 20 pts           | 20 reb | NEW ORLEANS    | 12/30/15 |
| 11 pts           | 10 reb | #24 MISSOURI   | 01/17/16 |

## 2014-15

|                |        |          |          |
|----------------|--------|----------|----------|
| BOWEN, Jhasmin |        |          |          |
| 12 pts         | 10 reb | NICHOLLS | 11/14/14 |

|                  |        |                    |          |
|------------------|--------|--------------------|----------|
| 17 pts           | 12 reb | at Tulsa           | 12/14/14 |
| 11 pts           | 10 reb | at Missouri        | 3/1/15   |
| BROOKS, Kelsey   |        |                    |          |
| 19 pts           | 12 reb | NW STATE           | 11/23/14 |
| JACKSON, Jessica |        |                    |          |
| 19 pts           | 12 reb | SAVANNAH STATE     | 11/16/14 |
| 18 pts           | 10 reb | #5/8 TEXAS A&M     | 1/4/15   |
| 14 pts           | 11 reb | at Alabama         | 02/01/15 |
| 17 pts           | 13 reb | LSU                | 02/22/15 |
| 19 pts           | 11 reb | at Missouri        | 3/1/15   |
| WOLFF, Melissa   |        |                    |          |
| 17 pts           | 13 reb | NICHOLLS           | 11/14/14 |
| 14 pts           | 10 reb | SAVANNAH STATE     | 11/16/14 |
| 15 pts           | 11 reb | vs Richmond        | 11/29/14 |
| 12 pts           | 10 reb | GRAMBLING STATE    | 12/29/14 |
| 10 pts           | 10 reb | #7/8 TENNESSEE     | 01/11/15 |
| 13 pts           | 15 reb | at #22/25 NWestern | 03/19/15 |

## 2013-14

|                  |        |                       |          |
|------------------|--------|-----------------------|----------|
| BERNA, Calli     |        |                       |          |
| 12 pts           | 11 ast | vs Southeast Missouri | 11-29-13 |
| BOWEN, Jhasmin   |        |                       |          |
| 15 pts           | 12 reb | NWLA                  | 12-7-13  |
| JACKSON, Jessica |        |                       |          |
| 18 pts           | 11 reb | TENNESSEE TECH        | 12-20-13 |
| 23 pts           | 10 reb | at Florida            | 01-09-14 |
| 31 pts           | 10 reb | OLE MISS              | 01-19-14 |
| 19 pts           | 12 reb | AUBURN                | 02-02-14 |
| 21 pts           | 11 reb | vs OLE MISS           | 03-05-14 |
| PEAK, Keira      |        |                       |          |
| 10 pts           | 10 reb | at #19/18 LSU         | 02-23-14 |
| WOLFF, Melissa   |        |                       |          |
| 14 pts           | 12 reb | at Mizzou             | 01-05-14 |
| 11 pts           | 10 reb | MISSOURI              | 03-02-14 |

## 2012-13

|                     |        |                      |          |
|---------------------|--------|----------------------|----------|
| BERNA, Calli        |        |                      |          |
| 12 pts              | 11 ast | at Alabama           | 02/10/13 |
| BOWEN, Jhasmin      |        |                      |          |
| 14 pts              | 10 reb | JACKSON STATE        | 11/9/12  |
| 13 pts              | 10 reb | at Oral Roberts      | 11/19/12 |
| PEAK, Keira         |        |                      |          |
| 17 pts              | 14 reb | at Tulsa             | 11/15/12 |
| 24 pts              | 10 reb | vs Oregon            | 11/25/12 |
| 10 pts              | 10 reb | #17 KANSAS           | 12/6/12  |
| WATKINS, Sarah      |        |                      |          |
| 22 pts              | 10 reb | COPPIN STATE         | 12/28/12 |
| 12 pts              | 10 reb | TULANE               | 03/24/13 |
| WILLIAMS, Quistelle |        |                      |          |
| 12 pts              | 10 reb | at Tulsa             | 11/15/12 |
| 10 pts              | 11 reb | COPPIN STATE         | 12/28/12 |
| 13 pts              | 12 reb | LSU                  | 01/10/13 |
| 16 pts              | 14 reb | at Mississippi State | 02/03/13 |
| 12 pts              | 11 reb | at Alabama           | 02/10/13 |
| 12 pts              | 11 reb | MEMPHIS              | 03/21/13 |

## 2011-12

|                     |        |                      |          |
|---------------------|--------|----------------------|----------|
| DANIELS, Ashley     |        |                      |          |
| 10 pts              | 14 reb | at Mississippi State | 01-26-12 |
| 10 pts              | 16 reb | MISSISSIPPI STATE    | 02-19-12 |
| ROBINSON, Dominique |        |                      |          |
| 12 pts              | 13 reb | TEXAS-ARLINGTON      | 11-16-11 |

## 2010-11

|                  |        |                  |          |
|------------------|--------|------------------|----------|
| DANIELS, Ashley  |        |                  |          |
| 12 pts           | 11 reb | TENNESSEE STATE  | 11-23-10 |
| 17 pts           | 11 reb | vs High Point    | 11-26-10 |
| 15 pts           | 10 reb | FURMAN           | 12-28-10 |
| 22 pts           | 11 reb | AUBURN           | 02-13-11 |
| 10 pts           | 10 reb | at Ole Miss      | 2-17-11  |
| 16 pts           | 10 reb | SIU-EDWARDSVILLE | 03-10-11 |
| 11 pts           | 13 reb | LAMAR            | 03-17-11 |
| RICKETTS, C'eira |        |                  |          |
| 20 pts           | 11 reb | at UTAH          | 12-04-10 |
| 12 pts           | 11 reb | at Ole Miss      | 2-17-11  |
| WATKINS, Sarah   |        |                  |          |
| 22 pts           | 10 reb | ORAL ROBERTS     | 12-16-10 |
| 10 pts           | 10 reb | at LSU           | 01-27-11 |
| 16 pts           | 14 reb | at Georgia       | 02-03-11 |
| 10 pts           | 10 reb | SOUTH CAROLINA   | 02-06-11 |
| 12 pts           | 10 reb | AUBURN           | 02-13-11 |

|                     |        |                   |          |
|---------------------|--------|-------------------|----------|
| 25 pts              | 14 reb | LAMAR             | 03-17-11 |
| DANIELS, Ashley     |        |                   |          |
| 16 pts              | 17 reb | SAM HOUSTON STATE | 12-29-09 |
| WILLIAMS, Quistelle |        |                   |          |
| 13 pts              | 11 reb | at South Carolina | 02-14-10 |

## 2008-09

|                  |        |                      |          |
|------------------|--------|----------------------|----------|
| BRERETON, Ayana  |        |                      |          |
| 10 pts           | 12 reb | at Mississippi State | 01/25/09 |
| JONES, Whitney   |        |                      |          |
| 12 pts           | 11 reb | at Memphis           | 12/03/08 |
| 22 pts           | 10 reb | NORTH DAKOTA         | 12/09/08 |
| 10 pts           | 17 reb | at Vanderbilt        | 01/29/09 |
| 23 pts           | 10 reb | at Auburn            | 03/01/09 |
| 19 pts           | 10 reb | vs Ole Miss          | 03/05/09 |
| 22 pts           | 11 reb | OKLAHOMA STATE       | 03/23/09 |
| McCRAY, Ashley   |        |                      |          |
| 20 pts           | 15 reb | at Vanderbilt        | 01/29/09 |
| RICKETTS, C'eira |        |                      |          |
| 15 pts           | 10 reb | at Memphis           | 12/03/08 |
| 13 pts           | 10 ast | at Georgia           | 02/08/09 |
| 11 pts           | 12 reb | at Florida           | 02/19/09 |
| 16 pts           | 10 reb | vs Ole Miss          | 03/05/09 |

### TRIPLE DOUBLE

|                        |        |          |  |
|------------------------|--------|----------|--|
| RICKETTS, C'eira       |        |          |  |
| 14 pts, 13 reb, 12 ast | AUBURN | 01/18/09 |  |

## 2007-08

|                  |        |                     |          |
|------------------|--------|---------------------|----------|
| BRERETON, Ayana  |        |                     |          |
| 11 pts           | 11 reb | MISSISSIPPI STATE   | 01-27-08 |
| 23 pts           | 11 reb | AUBURN              | 02-10-08 |
| ERVIN, Lauren    |        |                     |          |
| 17 pts           | 10 reb | vs Georgia Southern | 11-23-07 |
| 20 pts           | 16 reb | at Missouri         | 11-28-07 |
| 15 pts           | 12 reb | CLEMSON             | 12-02-07 |
| 19 pts           | 15 reb | SAM HOUSTON         | 12-04-07 |
| 23 pts           | 12 reb | ST. LOUIS           | 12-15-07 |
| 23 pts           | 13 reb | MEMPHIS             | 12-18-07 |
| 16 pts           | 13 reb | vs Delaware         | 12-29-07 |
| 16 pts           | 16 reb | vs Marquette        | 12-30-07 |
| 11 pts           | 11 reb | TEXAS TECH          | 01-05-08 |
| JONES, Whitney   |        |                     |          |
| 17 pts           | 12 reb | at Missouri         | 11-28-07 |
| 11 pts           | 10 reb | TEXAS TECH          | 01-05-08 |
| 16 pts           | 10 reb | FLORIDA             | 01-20-08 |
| PFEIFER, Sarah   |        |                     |          |
| 13 pts           | 11 reb | vs Northwestern St  | 12-13-07 |
| VAUGHN, Brittney |        |                     |          |
| 16 pts           | 10 ast | KENTUCKY            | 02-24-08 |

## 2006-07

|                  |        |                |          |
|------------------|--------|----------------|----------|
| ERVIN, Lauren    |        |                |          |
| 13 pts           | 11 reb | at Clemson     | 11/10/06 |
| 18 pts           | 13 reb | WICHITA STATE  | 11/20/06 |
| 13 pts           | 12 reb | PORTLAND STATE | 12/01/06 |
| 11 pts           | 17 reb | SMU            | 12/13/06 |
| 17 pts           | 16 reb | CINCINNATI     | 12/28/06 |
| 12 pts           | 14 reb | at Saint Louis | 12/30/06 |
| 19 pts           | 13 reb | at Auburn      | 01/14/07 |
| 20 pts           | 10 reb | ALABAMA        | 01/18/07 |
| 10 pts           | 20 reb | at Florida     | 01/21/07 |
| 22 pts           | 12 reb | MISSISSIPPI    | 02/04/07 |
| 11 pts           | 10 reb | at Kentucky    | 02/18/07 |
| 11 pts           | 11 reb | TENNESSEE      | 02/22/07 |
| 14 pts           | 12 reb | at Georgia     | 02/25/07 |
| 12 pts           | 11 reb | vs Kentucky    | 03/01/07 |
| PFEIFER, Sarah   |        |                |          |
| 15 pts           | 12 reb | at Miss State  | 02/01/07 |
| VAUGHN, Brittney |        |                |          |
| 12 pts           | 10 ast | SMU            | 12/13/06 |
| 13 pts           | 10 ast | at Saint Louis | 12/30/06 |

## 2005-06

|                |        |       |         |
|----------------|--------|-------|---------|
| HOBBS, Melissa |        |       |         |
| 19 pts         | 11 reb | TULSA | 12/1/05 |
| JONES, Whitney |        |       |         |
| 21 pts         | 10 reb | UMKC  | 12/4/05 |

|                |        |                   |          |
|----------------|--------|-------------------|----------|
| MOORE, Kristin |        |                   |          |
| 14 pts         | 14 reb | vs Nicholls State | 12/15/05 |
| 15 pts         | 10 reb | at Miss State     | 1/5/06   |

## 2004-05

|                  |        |                      |          |
|------------------|--------|----------------------|----------|
| VAUGHN, Rochelle |        |                      |          |
| 11 pts           | 10 reb | Missouri Southern    | 11/11/05 |
| HOBBS, Melissa   |        |                      |          |
| 19 pts           | 11 reb | Tulsa                | 12/1/05  |
| JONES, Whitney   |        |                      |          |
| 21 pts           | 10 reb | UMKC                 | 12/4/05  |
| MOORE, Kristin   |        |                      |          |
| 14 pts           | 14 reb | Nicholls State       | 12/15/05 |
| 15 pts           | 10 reb | at Mississippi State | 1/5/06   |

## 2003-04

|                   |        |                       |          |
|-------------------|--------|-----------------------|----------|
| CHRISTON, Shameka |        |                       |          |
| 28 pts            | 11 reb | at Wichita State      | 11/21/03 |
| 14 pts            | 10 reb | at Loyola Marymount   | 11/29/03 |
| 21 pts            | 10 reb | at Western Kentucky   | 11/3/03  |
| 28 pts            | 10 reb | at No. 21/18 TCU      | 12/6/03  |
| 21 pts            | 10 reb | at Tulsa              | 12/9/03  |
| 20 pts            | 10 reb | vs. Mississippi State | 3/4/04   |
| MOORE, Kristin    |        |                       |          |
| 16 pts            | 13 reb | at SFA                | 12/28/03 |
| 10 pts            | 10 reb | at Mississippi State  | 2/1/04   |
| 17 pts            | 12 reb | vs. Mississippi State | 3/4/04   |
| VADEN, Ruby       |        |                       |          |
| 20 pts            | 10 reb | McNeese State         | 12/30/03 |
| VAUGHN, Rochelle  |        |                       |          |
| 11 pts            | 12 ast | Georgia               | 2/8/04   |

## 2002-03

|                   |        |                        |          |
|-------------------|--------|------------------------|----------|
| CHRISTON, Shameka |        |                        |          |
| 19 pts            | 11 reb | vs. No. 1 Duke         | 11/30/02 |
| 14 pts            | 10 reb | at Memphis             | 1/9/03   |
| 15 pts            | 12 reb | at South Carolina      | 2/16/03  |
| VADEN, Ruby       |        |                        |          |
| 14 pts            | 11 reb | vs. Northwestern State | 11/6/02  |
| CHERRY, Dana      |        |                        |          |
| 14 pts            | 10 reb | vs. SW Missouri        | 12/19/02 |
| 13 pts            | 12 reb | vs. LSU                | 1/19/03  |
| 17 pts            | 10 reb | at Alabama             | 2/2/03   |







# INDIVIDUAL RECORDS

## CAREER

|                               |  |
|-------------------------------|--|
| Games                         | 131, Amy Wright (1998-02); Wendi Willits (1997-01)       |
| Consecutive Games Played      | 131, Amy Wright (1998-2002)                              |
| Games Started                 | 128, C'eira Ricketts (2008-12)*                          |
| Consecutive Games Started     | 127, C'eira Ricketts (2009-2012)                         |
| Minutes                       | 4,239, Calli Berna (2010-15)*                            |
| Minutes Per Game              | 34.6, India Lewis (65 games) (2001-03)*                  |
| Points                        | 2,073, Bettye Fiscus (1981-85)                           |
| Scoring Average               | 19.8, (1,903-96g) Chelsea Dungee (2019-21)               |
|                               | 18.5, (2,073p-112g) Bettye Fiscus (1981-85)              |
| Field Goals                   | 794, Bettye Fiscus (1981-85)                             |
| Field Goal Attempts           | 1,641, Shameka Christon (2000-04)                        |
| Field Goal Percentage         | .609 (667-1,096), Delmonica DeHorney (1987-91)           |
| 3-Point Field Goals           | 316, Wendi Willits (1997-2001)                           |
| 3-Point Field Goal Attempts   | 858, Lyndsay Harris (2009-12)                            |
| 3-Point Field Goal Percentage | .416 (112-291), Amber Nicholas (1988-92)                 |
| Free Throws                   | 552, Chelsea Dungee (2019-21)                            |
| Free Throw Attempts           | 688, Chelsea Dungee (2019-21)                            |
| Free Throw att.)              | .845 (174-206), Amber Nicholas (1988-92) (min. 200 att.) |
| Rebounds                      | 1,013, Shelly Wallace (1985-89)                          |
| Offensive Rebounds            | 311, Melissa Wolff (311o-418d), 2012-16*                 |
| Defensive Rebounds            | 517, Jessica Jackson (233o-517d), 2013-17*               |
| Rebounding Average            | 10.5 (495r-47g), Lauren Ervin (2006-08)                  |
|                               | Previous: 8.5 (1,013r-119g), Shelly Wallace (85-89)      |
| Assists                       | 717, Amy Wright (1998-2002)                              |
| Assists Per Game              | 5.7 (332a-58g), Donna Wilson (1987-89)                   |
| Blocked Shots                 | 235, Delmonica DeHorney (1987-91)                        |
| Steals                        | 320, C'eira Ricketts (2009-2012)                         |
| Turnovers                     | 447, Amy Wright (1998-2002)                              |
| Personal Fouls                | 344, Lyndsay Harris (2009-2012)                          |

## SEASON

|                             |   |
|-----------------------------|---|
| Games Played                | 37, six players (2018-19)   |
| Games Started               | 37, <b>Chelsea Dungee</b> (2018-19); Malica Monk (2018-19); Kiara Williams (2018-19)* |
| Minutes                     | 1,227, <b>Chelsea Dungee</b> (2018-19)*   |
| Minutes Per Game            | 37.2, Calli Berna (32 games), 2014-15*  |
| Points                      | 759, <b>Chelsea Dungee</b> (2018-2019)  |
| Scoring Average             | 23.1, (692p-30g) Shelly Wallace (1988-89)   |
| Field Goals                 | 267, Shelly Wallace (1988-89)   |
| Field Goal Attempts         | 574, <b>Chelsea Dungee</b> (2018-19)  |
| Field Goal Percentage       | .632 (227-359), Delmonica DeHorney (1990-91)  |
| 3-Point Field Goals         | 106, <b>Amber Ramirez</b> (2019-20)   |
| 3-Point Field Goal Attempts | 237, <b>Amber Ramirez</b> (2019-20)   |
| 3-Point Field Goal Pct.     | .477 (41-86), Amber Nicholas (1990-91)  |
| Free Throws                 | 229, <b>Chelsea Dungee</b> (2018-19)  |
| Free Throw Attempts         | 275, <b>Chelsea Dungee</b> (2018-19)  |
| Free Throw att.)            | .899 (134-149), Christy Smith (1994-95) (min. 100 att.)                               |
| Rebounds                    | Ranked No. 1 in the nation, Division I, 1994-95                                       |
| Offensive Rebounds          | 381, Shelly Wallace (1988-89)   |
| Defensive Rebounds          | 129, Lauren Ervin (129o-190d), 2006-07*   |
| Rebounding Average          | 190, Lauren Ervin (129o-190d), 2006-07*   |
| Assists                     | 12.7 (381r-30g), Shelly Wallace (1988-89)   |
| Assists Per Game            | 208, Calli Berna (2012-13)  |
| Blocked Shots               | 6.8 (205a-30 g), Calli Berna (13-14)  |
| Steals                      | 83, Delmonica DeHorney (1989-90)  |
| Turnovers                   | 95, Tracy Webb (1986-87)  |
| Personal Fouls              | 135, Tracy Webb (1986-87)   |
|                             | 106, Connie Fitzgerald (1979-80)  |

## GAME

|                             |   |
|-----------------------------|---|
| Points                      | 44, Shelly Wallace (vs. ORU, 12-12-88)  |
| Field Goals                 | 16, Shameka Christon (vs. Vandy, 3-2-02), Shelly Wallace (vs. ORU., 12-12-88) |
| Field Goal Attempts         | 28, Malica Monk (vs. Florida, 1-18-18)  |
| Field Goal (min 10 FGM)     | 1.000 (10-10), Lanell Dawson (vs. Baylor, 2-26-86)                            |
| 3-Point Field Goals         | 9, Wendi Willits (at Georgia, 2-21-99)  |
| 3-Point Field Goal Attempts | 18, Dominique Washington (Tennessee, 2-22-97)                                 |
| 3-Point Field Goal (min 5)  | 1.000 (6-6) Kimberly Wilson (vs. Butler, 1-10-94)                             |
| Free Throws                 | 17, Chelsea Dungee (vs. Florida, 1-14-21)                                     |
|                             | 17, <b>Chelsea Dungee</b> (vs. Auburn, 2-10-19)                               |
| Free Throw Attempts         | 20, Shelly Wallace (vs. Houston, 3-4-89);                                     |
|                             | 20, Kelsey Brooks (vs. Oklahoma, 12-21-14)                                    |
| Free Throw                  | 1.000 (17-17), Chelsea Dungee (vs. Florida, 1-14-21)                          |
|                             | 1.000 (16-16), Christy Smith (vs. Ohio State, 11-19-95)                       |
| Rebounds                    | 22, Shelly Wallace (vs. SMU, 2-13-88)   |
| Offensive Rebounds          | 12 Yolanda Dickson (vs. Auburn, 1-22-94)                                      |
|                             | Blair Savage (vs. Oklahoma, 12-12-89)   |
| Defensive Rebounds          | 16, Shelly Wallace (vs. Texas A&M, 1-17-89; vs. SMU,                          |
| Assists                     | 18, Donna Wilson (vs. Houston, 3-2-88)  |
| Blocked Shots               | 9, Robyn Irwin (vs. SWMS, 12-19-88)   |
| Steals                      | 12, Amanda Holley (vs. TCU, 1-11-83)  |
| Turnovers                   | 21, Debbie Roe (vs. SW Mo. St., 1-29-77)                                      |

## HALF

|                             |   |
|-----------------------------|---|
| Points                      | 32, Chelsea Dungee (vs. Auburn, 2-10-19)              |
| Field Goals                 | 10, Shameka Christon (vs. LSU, 2-10-02)               |
| Field Goal Attempts         | 16, Alexis Tolefree (at Missouri, 2-2-20)*            |
| Field Goal (Min. 5 FGM)     | 1.000 (8-8), Dominique Robinson (Texas So., 12-21-12) |
|                             | (7-7), Delmonica DeHorney (vs. UH, 2-6-91)            |
| 3-Point Field Goals         | 7, <b>Amber Ramirez</b> (vs. Alabama, 2-28-21)        |
|                             | 7, Chrisstasia Walter (at ORU, 3-23-11)               |
| 3-Point Field Goal Attempts | 12, <b>Amber Ramirez</b> (vs. Alabama, 2-28-21)       |
|                             | 12, Chrisstasia Walter (at ORU, 3-23-11)              |
| 3-Point Field Goal          | 1.000 (5-5), Christy Smith (vs. Georgia, 1-8-95)      |
| Free Throws                 | 17, Chelsea Dungee (vs. Auburn, 2-10-19)              |
| Free Throw Attempts         | 19, Chelsea Dungee (vs. Auburn, 2-10-19)              |
| Free Throw Pct.             | 1.000 (12-12), Christy Smith (vs. Ohio St., 11-19-95) |
| Rebounds                    | 14, Blair Savage (vs. Oklahoma, 12-12-89)             |

## QUARTER

|                             |  |
|-----------------------------|--|
| Points                      | 17, Chelsea Dungee (vs. Auburn, 2-10-19)           |
| Field Goals                 | 7, Alexis Tolefree (at Mississippi State, 2-27-20) |
| Field Goal Attempts         | 12, Jessica Jackson (vs. Tulsa, 11-23-15)          |
| 3-Point Field Goals         | 5, <b>Amber Ramirez</b> (vs. Alabama, 2-28-21)     |
| 3-Point Field Goal Attempts | 11, Devin Cosper (at Nebraska, 11-16-17)           |
| Free Throws                 | 9, Chelsea Dungee (vs. Auburn, 2-10-19)            |
| Free Throw Attempts         | 10, Chelsea Dungee (vs. Auburn, 2-10-19)           |
| Rebounds                    | 10, Jessica Jackson (vs. Georgia, 2-2-17)          |
| Offensive Rebounds          | 9, Keiryn Swenson (Grambling State, 12-28-17)*     |
| Defensive Rebounds          | 7, Melissa Wolff (New Orleans, 12-30-15)*          |
| Assists                     | 5, Taylah Thomas (New Orleans, 11-8-19)*           |
| Blocked Shots               | 5, Malica Monk (vs. Vanderbilt, 1-13-19)*          |
| Steals                      | 4, Kiara Williams (at Kentucky, 2/17/19)           |
|                             | 4, Malica Monk (at Florida, 2-9-17)                |

\*Most Recent

^Records since 2005-06 Season



# INDIVIDUAL RECORDS | SEC ONLY

Regular-Season Games Only | Season Min. 70 FGA, 40 FTA, 75 PCT. GP

## CAREER

|                             |  |
|-----------------------------|--|
| Points                      | 945, Jessica Jackson, 2014–17 (16g schedule)<br>905, Shameka Christon, 2001–04 (14g schedule)  |
| Scoring Average             | 19.7, Chelsea Dungee, 2019–21  |
| Field Goals                 | 327, Shameka Christon, 2001–04   |
| Field Goal Attempts         | 850, Jessica Jackson, 2014–17 (16g schedule)<br>764, Shameka Christon, 2001–04 (14g schedule)<br>.588 (87–148), Karen Jones, 1995–98   |
| Field Goal                  | 137, Wendi Willits, 1998–2001  |
| 3-Point Field Goals         | 453, Lyndsay Harris, 2009–12   |
| 3-Point Field Goal Attempts | .401 (137–342), Wendi Willits, '98-'01 (min. 100 3pts)   |
| 3-Point Field Goal          | 239, Chelsea Dungee, 2019–21 (16g schedule)  |
| Free Throws                 | 195, Christy Smith, 1995–98 (14g schedule)<br>330, Chelsea Dungee, 2019–21 (16g schedule)<br>234, Christy Smith, 1995–98 (14g schedule)<br>.833 (195–234), Christy Smith, 1995–98 (min. 150) |
| Free Throw Attempts         | 378, Jessica Jackson, 2014–17 (16g schedule)<br>137, Ashley Daniels, 2009–12   |
| Free Throw                  | 517, Jessica Jackson, 2014–17 (16g)  |
| Rebounds                    | 9.5, Lauren Ervin, 2006–08   |
| Offensive Rebounds          | 231, Calli Berna, 2012–15  |
| Defensive Rebounds          | 201, Sarah Watkins, 2010–13  |
| Rebounding Average          | 135, C'eira Ricketts 2009–12   |
| Assists                     | 204, Amy Wright, 1999–2002   |
| Blocks                      | 64, Calli Berna, 2012–15   |
| Steals                      | 62, C'eira Ricketts, 2009–12   |
| Turnovers                   | 62, C'eira Ricketts, 2009–12   |
| Games Played                | 2,929, Keira Peak, 2011–14   |
| Games Started               | 575, Christy Smith, 1994–1996  |
| Consecutive Games Started   |  |
| Minutes Played              |  |
| Consecutive Minutes Played  |  |

## SEASON

|                             |  |
|-----------------------------|--|
| Points                      | 347, <b>Chelsea Dungee</b> , 2021  |
| Scoring Average             | 23.1, Chelsea Dungee, 2021   |
| Field Goals                 | 107, Chelsea Dungee, 2021  |
| Field Goal Attempts         | 265, <b>Chelsea Dungee</b> , 2021  |
| Field Goal                  | (80 atpts) .614 (54–88), Lonniya Bragg, 2000   |
| 3-Point Field Goals         | 50, <b>Amber Ramirez</b> , 2020  |
| 3-Point Field Goal Attempts | 134, India Lewis, 2002   |
| 3-Point Field Goal          | .500 (36–72), Kimberly Wilson, 1996  |
| Free Throws                 | 104, <b>Chelsea Dungee</b> , 2019  |
| Free Throw Attempts         | 123, <b>Chelsea Dungee</b> , 2021  |
| Free Throw                  | .870 (67–77), Christy Smith, 1995 (min. 50 FTM)  |
| Rebounds                    | 137, Lauren Ervin, 2007  |
| Offensive Rebounds          | 56, Lauren Ervin, 2007   |
| Defensive Rebounds          | 81, Lauren Ervin, 2007   |
| Rebounding Average          | 9.8, Lauren Ervin, 2007  |
| Assists                     | 99, Calli Berna, 2012–13   |
| Assists Per Game            | 6.2, Calli Berna (16g), 2012–13 (since 2005–06)  |
| Blocked Shots               | 40, Sarah Watkins, 2011–12   |
| Steals                      | 39, C'eira Ricketts, 2011–12 (16g schedule)  |
| Turnovers                   | 31, Christy Smith, 1995 (12g SEC schedule)   |
| Personal Fouls              | 71, Lyndsay Harris, 2009–10  |
| Minutes                     | 56, Lyndsay Harris, 2010–11 (records from 2000–01)   |
| Minutes Per Game            | 626, Calli Berna, 2011–12 (16g SEC schedule)   |
| Consecutive Minutes Played  | 535, Christy Smith, 1998 (12g SEC schedule)<br>40.5, Christy Smith, 1995<br>445, Christy Smith, 1996 |

## GAME

|                             |   |
|-----------------------------|---|
| Points                      | 41, Chelsea Dungee (vs. Auburn. 2–10–19)                  |
| Field Goals                 | 13, Shameka Christon (3x in 03–04)                        |
| Field Goal Attempts         | 28, Malica Monk (vs. Florida, 1–18–18)                    |
| Field Goal                  | 1.000 (9–9), Lauren Ervin (at Auburn, 1–14–07)            |
| 10+ FGM                     | .769 (10–13), Shameka Christon (vs. LSU, 3–6–03)          |
| 3-Point Field Goals         | 9, Wendi Willits (at Georgia, 2–21–99)                    |
| 3-Point Field Goal Attempts | 18, Dominique Washington (Tennessee, 2–22–97)             |
| 3-Point Field Goal          | .692 (9–13), Wendi Willits (at Georgia, 2–21–99) (min. 5) |
| Free Throws                 | 17, Chelsea Dungee (vs. Florida, 1–14–21)                 |
| Free Throw Attempts         | 17, Chelsea Dungee (vs. Auburn. 2–10–19)                  |
| Free Throw                  | 19, Chelsea Dungee (vs. Auburn. 2–10–19)                  |
| Rebounds                    | 1.000 (17–17) Chelsea Dungee (vs. Florida, 1–14–21)       |
| Offensive Rebounds          | 20, Lauren Ervin (at Florida, 1–21–07)                    |
| Defensive Rebounds          | 9, Whitney Jones (VU, 1–29–09)                            |
| Assists                     | 13, Devin Cospoer (Alabama, 1–7–18)                       |
| Blocked Shots               | 13, Lauren Ervin (at Fla., 1–21–07)                       |
| Steals                      | 12, Rochelle Vaughn (vs. Georgia, 2–8–04);                |
| Turnovers                   | 12, Amy Wright (vs. LSU, 2–11–99);                        |
|                             | 12, C'eira Ricketts (AU, 1–18–09);                        |
|                             | 12, Calli Berna (vs. Ole Miss, 1–19–14)                   |
|                             | 7, Kiara Williams (at Kentucky, 2–17–19)                  |
|                             | 8, Brittney Vaughn (vs. Alabama, 1–18–07)                 |
|                             | 15, Shea Henderson (vs. Kentucky, 2–5–94)                 |

## HALF

|                             |  |
|-----------------------------|--|
| Points                      | 32, Chelsea Dungee (vs. Auburn. 2–10–19)         |
| Field Goals                 | 10, Shameka Christon (at UM, 2–29–04)            |
| Field Goal Attempts         | 10, Shameka Christon vs. LSU, 2–10–02)           |
| Field Goal                  | 16, Kimberly Wilson (vs. Florida, 2–2–97)        |
| 3-Point Field Goals         | .833 (10–12), Shameka Christon (vs. LSU 2–10–02) |
| 3-Point Field Goal Attempts | 7, <b>Amber Ramirez</b> (vs. Alabama, 2–28–21)   |
|                             | 12, <b>Amber Ramirez</b> (vs. Alabama, 2–28–21)  |
|                             | 12, Kimberly Wilson (vs. Tenn., 12–29–96)        |
| 3-Point Field Goal          | 1.000 (5–5), Christy Smith (vs. Ga., 1–8–95)     |
| Free Throws                 | 17, Chelsea Dungee (vs. Auburn. 2–10–19)         |
| Free Throw Attempts         | 19, Chelsea Dungee (vs. Auburn. 2–10–19)         |
| Free Throw                  | 1.000 (10–10), S. Bloomer (vs. LSU, 2–8–94)^     |
| Rebounds                    | 11, Lauren Ervin (at Florida, 1–21–07);          |
|                             | 11, Whitney Jones (VU, 1–29–09)                  |

^Minimum 10 free throws made

## QUARTER

|                             |   |
|-----------------------------|---|
| Points                      | 17, Chelsea Dungee (vs. Auburn. 2–10–19)            |
| Field Goals                 | 7, Alexis Tolefree (at Mississippi State, 2–27–20)  |
| Field Goal Attempts         | 8, Alexis Tolefree (at Mississippi State, 2–27–20)* |
| 3-Point Field Goals         | 5, <b>Amber Ramirez</b> (vs. Alabama, 2–28–21)      |
| 3-Point Field Goal Attempts | 7, <b>Amber Ramirez</b> (vs. Alabama, 2–28–21)*     |
| Free Throws                 | 9, Chelsea Dungee (vs. Auburn. 2–10–19)             |
| Free Throw Attempts         | 10, Chelsea Dungee (vs. Auburn. 2–10–19)            |
| Rebounds                    | 7, Devin Cospoer (Vanderbilt, 1–19–17)              |
| Offensive Rebounds          | 7, Melissa Wolff (New Orleans, 12–30–15/10)         |
| Defensive Rebounds          | 5, Kiara Williams (at Kentucky, 2/17/19)*           |
| Assists                     | 5, Jailyn Mason (at Ole Miss, 1–1–17)               |
| Blocked Shots               | 4, Kiara Williams (at Kentucky, 2/17/19)            |
| Steals                      | 4, Malica Monk (at Florida, 2–9–17)                 |
| Turnovers                   | 4, Jessica Jackson (at LSU, 1–29–17)*               |
| Personal Fouls              |   |

\*Most Recent





# 1,000 POINT SCORERS

## BETTIE FISCUS CAREER POINTS LEADER

| YEAR         | GP         | GS         | MIN      | AVG      | FG         | FGA         | PCT.        | 3P       | 3PA      | PCT.     | FT         | FTA        | PCT.        | OREB     | DREB     | REB        | RPG        | PF         | DQ       | A          | TO         | BK        | ST         | PTS         | PPG         |
|--------------|------------|------------|----------|----------|------------|-------------|-------------|----------|----------|----------|------------|------------|-------------|----------|----------|------------|------------|------------|----------|------------|------------|-----------|------------|-------------|-------------|
| 1981-82      | 35         | 35         | -        | -        | 236        | 486         | .486        | -        | -        | -        | 183        | 229        | .799        | -        | -        | 282        | 8.1        | 76         | 2        | 34         | 85         | 11        | 76         | 655         | 18.7        |
| 1982-83      | 26         | 25         | -        | -        | 181        | 370         | .489        | -        | -        | -        | 114        | 151        | .755        | -        | -        | 189        | 7.3        | 56         | 1        | 42         | 68         | 7         | 57         | 476         | 18.3        |
| 1983-84      | 23         | 22         | -        | -        | 158        | 296         | .534        | -        | -        | -        | 72         | 94         | .766        | -        | -        | 137        | 6.0        | 45         | 1        | 29         | 49         | 0         | 27         | 388         | 16.9        |
| 1984-85      | 28         | 28         | -        | -        | 219        | 439         | .500        | -        | -        | -        | 116        | 148        | .784        | -        | -        | 177        | 6.3        | 45         | 0        | 38         | 50         | 1         | 45         | 554         | 19.8        |
| <b>TOTAL</b> | <b>112</b> | <b>110</b> | <b>-</b> | <b>-</b> | <b>794</b> | <b>1591</b> | <b>.499</b> | <b>-</b> | <b>-</b> | <b>-</b> | <b>485</b> | <b>622</b> | <b>.780</b> | <b>-</b> | <b>-</b> | <b>785</b> | <b>7.0</b> | <b>222</b> | <b>4</b> | <b>143</b> | <b>252</b> | <b>19</b> | <b>205</b> | <b>2073</b> | <b>18.5</b> |



## SHAMEKA CHRISTON CAREER FG ATT. LEADER

| YEAR         | GP         | GS         | MIN         | AVG         | FG         | FGA         | PCT.        | 3P         | 3PA        | PCT.        | FT         | FTA        | PCT.        | OREB       | DREB       | REB        | RPG        | PF         | DQ       | A          | TO         | BK         | ST         | PTS         | PPG         |
|--------------|------------|------------|-------------|-------------|------------|-------------|-------------|------------|------------|-------------|------------|------------|-------------|------------|------------|------------|------------|------------|----------|------------|------------|------------|------------|-------------|-------------|
| 2000-01      | 32         | 24         | 765         | 23.9        | 117        | 289         | .405        | 37         | 113        | .327        | 56         | 72         | .778        | 39         | 93         | 132        | 4.1        | 90         | 2        | 20         | 64         | 29         | 47         | 327         | 10.2        |
| 2001-02      | 31         | 29         | 976         | 31.5        | 197        | 418         | .471        | 31         | 104        | .298        | 92         | 133        | .692        | 72         | 121        | 193        | 6.2        | 74         | 0        | 25         | 60         | 52         | 61         | 517         | 16.7        |
| 2002-03      | 32         | 32         | 1052        | 32.9        | 193        | 434         | .445        | 29         | 81         | .358        | 81         | 117        | .692        | 57         | 137        | 194        | 6.1        | 88         | 3        | 47         | 101        | 35         | 50         | 496         | 15.5        |
| 2003-04      | 28         | 28         | 931         | 33.3        | 219        | 500         | .438        | 47         | 129        | .364        | 126        | 166        | .759        | 64         | 131        | 195        | 7.0        | 81         | 3        | 49         | 91         | 46         | 48         | 611         | 21.8        |
| <b>TOTAL</b> | <b>123</b> | <b>113</b> | <b>3724</b> | <b>30.3</b> | <b>726</b> | <b>1641</b> | <b>.442</b> | <b>144</b> | <b>427</b> | <b>.337</b> | <b>335</b> | <b>488</b> | <b>.687</b> | <b>232</b> | <b>482</b> | <b>714</b> | <b>5.8</b> | <b>333</b> | <b>8</b> | <b>141</b> | <b>316</b> | <b>162</b> | <b>206</b> | <b>1951</b> | <b>15.9</b> |



## CHELSEA DUNGEE CAREER SCORING AVG./FTM/FTA LEADER

| YEAR          | GP        | GS        | MIN         | AVE         | FG         | FGA         | PCT.        | 3P         | 3PA        | PCT.        | FT         | FTA        | PCT.        | OREB      | DREB       | REB        | RPG        | PF         | DQ       | A          | TO         | BK        | ST         | PTS         | PPG         |
|---------------|-----------|-----------|-------------|-------------|------------|-------------|-------------|------------|------------|-------------|------------|------------|-------------|-----------|------------|------------|------------|------------|----------|------------|------------|-----------|------------|-------------|-------------|
| 2018-19       | 37        | 37        | 1227        | 33.2        | 232        | 574         | .404        | 66         | 188        | .351        | 229        | 275        | .833        | 24        | 136        | 160        | 4.3        | 95         | 1        | 59         | 86         | 15        | 48         | 759         | 20.5        |
| 2019-20       | 32        | 32        | 1028        | 32.1        | 171        | 458         | .373        | 53         | 162        | .327        | 146        | 189        | .772        | 20        | 132        | 152        | 4.8        | 74         | 2        | 50         | 59         | 12        | 47         | 541         | 16.9        |
| 2020-21       | 27        | 27        | 871         | 32.2        | 184        | 434         | .424        | 58         | 150        | .387        | 177        | 224        | .790        | 20        | 84         | 104        | 3.8        | 55         | 0        | 41         | 70         | 7         | 41         | 603         | 22.3        |
| <b>TOTAL*</b> | <b>96</b> | <b>96</b> | <b>3056</b> | <b>31.8</b> | <b>587</b> | <b>1466</b> | <b>.400</b> | <b>177</b> | <b>500</b> | <b>.354</b> | <b>552</b> | <b>688</b> | <b>.802</b> | <b>64</b> | <b>352</b> | <b>416</b> | <b>4.3</b> | <b>224</b> | <b>3</b> | <b>150</b> | <b>215</b> | <b>34</b> | <b>136</b> | <b>1903</b> | <b>19.8</b> |

\*Redshirted the 2017-18 Season After Transferring from Oklahoma. Scored 244 points at OU, which gives her a collegiate point total of 2,147, the highest in program history



## JESSICA JACKSON

| YEAR         | GP         | GS         | MIN         | AVG         | FG         | FGA         | PCT.        | 3P         | 3PA        | PCT.        | FT         | FTA        | PCT.        | OREB       | DREB       | REB        | RPG        | PF         | DQ       | A          | TO         | BK         | ST        | PTS         | PPG         |
|--------------|------------|------------|-------------|-------------|------------|-------------|-------------|------------|------------|-------------|------------|------------|-------------|------------|------------|------------|------------|------------|----------|------------|------------|------------|-----------|-------------|-------------|
| 2013-14      | 30         | 30         | 903         | 30.1        | 163        | 385         | .423        | 48         | 125        | .384        | 111        | 138        | .804        | 45         | 136        | 181        | 6.0        | 70         | 0        | 40         | 51         | 45         | 24        | 485         | 16.2        |
| 2014-15      | 32         | 29         | 1032        | 32.2        | 161        | 431         | .374        | 56         | 163        | .344        | 99         | 126        | .786        | 61         | 139        | 200        | 6.3        | 86         | 2        | 30         | 96         | 33         | 27        | 477         | 14.9        |
| 2015-16      | 29         | 27         | 920         | 31.7        | 170        | 418         | .407        | 48         | 150        | .320        | 89         | 121        | .736        | 51         | 132        | 183        | 6.3        | 76         | 3        | 30         | 70         | 33         | 15        | 477         | 16.4        |
| 2016-17      | 29         | 27         | 867         | 29.9        | 145        | 388         | .374        | 46         | 138        | .333        | 90         | 128        | .703        | 76         | 110        | 186        | 6.4        | 80         | 3        | 42         | 70         | 20         | 27        | 426         | 14.7        |
| <b>TOTAL</b> | <b>120</b> | <b>113</b> | <b>3722</b> | <b>31.0</b> | <b>639</b> | <b>1622</b> | <b>.394</b> | <b>198</b> | <b>576</b> | <b>.344</b> | <b>389</b> | <b>513</b> | <b>.758</b> | <b>233</b> | <b>517</b> | <b>750</b> | <b>6.3</b> | <b>312</b> | <b>8</b> | <b>142</b> | <b>287</b> | <b>131</b> | <b>93</b> | <b>1865</b> | <b>15.5</b> |



## DELMONICA DEHORNEY CAREER FG PCT./FT ATT./BLOCKS LEADER

| YEAR         | GP         | GS        | MIN         | AVE         | FG         | FGA         | PCT.        | 3P       | 3PA      | PCT.     | FT         | FTA        | PCT.        | OREB       | DREB       | REB        | RPG        | PF         | DQ        | A         | TO         | BK         | ST        | PTS         | PPG         |
|--------------|------------|-----------|-------------|-------------|------------|-------------|-------------|----------|----------|----------|------------|------------|-------------|------------|------------|------------|------------|------------|-----------|-----------|------------|------------|-----------|-------------|-------------|
| 1987-88      | 28         | 22        | 691         | 24.7        | 146        | 243         | .601        | -        | -        | -        | 117        | 170        | .688        | 68         | 99         | 167        | 6.0        | 98         | 9         | 6         | 50         | 54         | 30        | 409         | 14.6        |
| 1988-89      | 26         | 4         | 422         | 16.2        | 75         | 145         | .517        | -        | -        | -        | 62         | 88         | .705        | 34         | 60         | 94         | 3.6        | 78         | 4         | 14        | 28         | 28         | 4         | 212         | 8.2         |
| 1989-90      | 29         | 28        | 831         | 28.7        | 219        | 349         | .628        | -        | -        | -        | 143        | 213        | .671        | 82         | 121        | 203        | 7.0        | 97         | 7         | 24        | 57         | 83         | 21        | 581         | 20.0        |
| 1990-91      | 32         | 32        | 863         | 26.9        | 227        | 359         | .632        | -        | -        | -        | 129        | 177        | .729        | 70         | 107        | 177        | 5.5        | 77         | 2         | 13        | 72         | 70         | 31        | 583         | 18.2        |
| <b>TOTAL</b> | <b>115</b> | <b>86</b> | <b>2807</b> | <b>24.4</b> | <b>667</b> | <b>1096</b> | <b>.609</b> | <b>-</b> | <b>-</b> | <b>-</b> | <b>451</b> | <b>648</b> | <b>.696</b> | <b>254</b> | <b>387</b> | <b>641</b> | <b>5.6</b> | <b>350</b> | <b>22</b> | <b>57</b> | <b>207</b> | <b>235</b> | <b>86</b> | <b>1785</b> | <b>15.5</b> |



## KIMBERLY WILSON

| YEAR         | GP         | GS         | MIN         | AVE         | FG         | FGA         | PCT.        | 3P         | 3PA        | PCT.        | FT         | FTA        | PCT.        | OREB       | DREB       | REB        | RPG        | PF         | DQ       | A          | TO         | BK        | ST         | PTS         | PPG         |
|--------------|------------|------------|-------------|-------------|------------|-------------|-------------|------------|------------|-------------|------------|------------|-------------|------------|------------|------------|------------|------------|----------|------------|------------|-----------|------------|-------------|-------------|
| 1993-94      | 29         | 13         | 755         | 26.0        | 134        | 330         | .406        | 61         | 161        | .379        | 55         | 69         | .797        | 40         | 90         | 130        | 4.5        | 66         | 0        | 50         | 79         | 5         | 41         | 384         | 13.2        |
| 1994-95      | 29         | 27         | 888         | 30.6        | 149        | 355         | .420        | 60         | 167        | .359        | 55         | 72         | .764        | 31         | 89         | 120        | 4.1        | 61         | 0        | 52         | 84         | 4         | 33         | 413         | 14.2        |
| 1995-96      | 34         | 34         | 1137        | 33.4        | 173        | 343         | .504        | 89         | 192        | .464        | 67         | 78         | .859        | 19         | 114        | 133        | 3.9        | 66         | 1        | 127        | 119        | 9         | 39         | 502         | 14.8        |
| 1996-97      | 28         | 27         | 879         | 31.4        | 160        | 366         | .437        | 57         | 153        | .373        | 57         | 68         | .838        | 36         | 80         | 116        | 4.1        | 69         | 1        | 103        | 86         | 3         | 42         | 434         | 15.5        |
| <b>TOTAL</b> | <b>120</b> | <b>101</b> | <b>3659</b> | <b>30.5</b> | <b>616</b> | <b>1394</b> | <b>.442</b> | <b>267</b> | <b>673</b> | <b>.397</b> | <b>234</b> | <b>287</b> | <b>.815</b> | <b>126</b> | <b>373</b> | <b>499</b> | <b>4.2</b> | <b>262</b> | <b>2</b> | <b>332</b> | <b>368</b> | <b>21</b> | <b>155</b> | <b>1733</b> | <b>14.4</b> |



## SHELLY WALLACE CAREER REBOUND LEADER

| YEAR         | GP         | GS        | MIN      | AVE      | FG         | FGA         | PCT.        | 3P       | 3PA      | PCT.     | FT         | FTA        | PCT.        | OREB     | DREB     | REB         | RPG        | PF         | DQ       | A          | TO         | BK        | ST         | PTS         | PPG         |
|--------------|------------|-----------|----------|----------|------------|-------------|-------------|----------|----------|----------|------------|------------|-------------|----------|----------|-------------|------------|------------|----------|------------|------------|-----------|------------|-------------|-------------|
| 1985-86      | 29         | 2         | 451      | 15.6     | 71         | 137         | .518        | -        | -        | -        | 40         | 64         | .625        | 111      | 270      | 132         | 4.6        | 53         | 0        | 15         | 35         | 5         | 17         | 182         | 6.3         |
| 1986-87      | 32         | 14        | -        | -        | 99         | 191         | .518        | -        | -        | -        | 48         | 94         | .511        | -        | -        | 171         | 5.3        | 73         | 2        | 32         | 49         | 2         | 31         | 246         | 7.7         |
| 1987-88      | 28         | 26        | 945      | 33.8     | 184        | 320         | .575        | -        | -        | -        | 95         | 140        | .679        | 82       | 247      | 329         | 11.8       | 84         | 1        | 94         | 94         | 16        | 51         | 463         | 16.5        |
| 1988-89      | 30         | 30        | 1006     | 33.5     | 267        | 426         | .627        | -        | -        | -        | 158        | 220        | .718        | 111      | 270      | 381         | 12.7       | 79         | 2        | 63         | 67         | 12        | 70         | 692         | 23.1        |
| <b>TOTAL</b> | <b>119</b> | <b>72</b> | <b>-</b> | <b>-</b> | <b>621</b> | <b>1074</b> | <b>.578</b> | <b>-</b> | <b>-</b> | <b>-</b> | <b>341</b> | <b>518</b> | <b>.658</b> | <b>-</b> | <b>-</b> | <b>1013</b> | <b>8.5</b> | <b>289</b> | <b>5</b> | <b>204</b> | <b>245</b> | <b>35</b> | <b>169</b> | <b>1583</b> | <b>13.5</b> |



## WENDI WILLITS CAREER 3PT LEADER

| YEAR         | GP         | GS        | MIN         | AVE         | FG         | FGA         | PCT.        | 3P         | 3PA        | PCT.        | FT         | FTA        | PCT.        | OREB       | DREB       | REB        | RPG        | PF         | DQ       | A          | TO         | BK        | ST         | PTS         | PPG         |
|--------------|------------|-----------|-------------|-------------|------------|-------------|-------------|------------|------------|-------------|------------|------------|-------------|------------|------------|------------|------------|------------|----------|------------|------------|-----------|------------|-------------|-------------|
| 1997-98      | 33         | 5         | 622         | 18.8        | 69         | 201         | .343        | 52         | 146        | .356        | 33         | 43         | .767        | 26         | 40         | 66         | 2.0        | 31         | 0        | 40         | 41         | 1         | 23         | 223         | 6.8         |
| 1998-99      | 33         | 32        | 1001        | 30.3        | 148        | 322         | .460        | 104        | 226        | .460        | 70         | 87         | .805        | 43         | 67         | 110        | 3.3        | 41         | 0        | 54         | 61         | 5         | 28         | 470         | 14.2        |
| 1999-00      | 32         | 30        | 1108        | 34.6        | 149        | 370         | .403        | 73         | 184        | .397        | 80         | 94         | .851        | 23         | 73         | 96         | 3.0        | 48         | 1        | 74         | 66         | 9         | 23         | 451         | 14.1        |
| 2000-01      | 33         | 30        | 1056        | 32.0        | 139        | 367         | .379        | 87         | 215        | .405        | 65         | 78         | .833        | 27         | 74         | 101        | 3.1        | 41         | 0        | 60         | 49         | 7         | 29         | 430         | 13.0        |
| <b>TOTAL</b> | <b>131</b> | <b>97</b> | <b>3787</b> | <b>39.0</b> | <b>505</b> | <b>1260</b> | <b>.401</b> | <b>316</b> | <b>771</b> | <b>.410</b> | <b>248</b> | <b>303</b> | <b>.818</b> | <b>119</b> | <b>254</b> | <b>373</b> | <b>2.8</b> | <b>161</b> | <b>1</b> | <b>228</b> | <b>218</b> | <b>22</b> | <b>103</b> | <b>1574</b> | <b>12.0</b> |



# 1,000 POINT SCORERS

## C'EIRA RICKETTS CAREER STEALS LEADER

| YEAR         | GP         | GS         | MIN         | AVG         | FG         | FGA         | PCT.        | 3P        | 3PA        | PCT.        | FT         | FTA        | PCT.        | OREB       | DREB       | REB        | RPG        | PF         | DQ       | A          | TO         | BK        | ST         | PTS         | PPG         |
|--------------|------------|------------|-------------|-------------|------------|-------------|-------------|-----------|------------|-------------|------------|------------|-------------|------------|------------|------------|------------|------------|----------|------------|------------|-----------|------------|-------------|-------------|
| 2008-09      | 32         | 30         | 1020        | 31.9        | 156        | 365         | .427        | 12        | 54         | .222        | 78         | 111        | .703        | 65         | 137        | 202        | 6.3        | 56         | 0        | 125        | 84         | 16        | 82         | 402         | 12.6        |
| 2009-10      | 31         | 31         | 1039        | 33.5        | 134        | 324         | .414        | 8         | 34         | .235        | 34         | 60         | .567        | 52         | 101        | 153        | 4.9        | 54         | 1        | 128        | 96         | 23        | 74         | 310         | 10.0        |
| 2010-11      | 34         | 34         | 1145        | 33.7        | 171        | 449         | .381        | 29        | 83         | .349        | 101        | 148        | .682        | 31         | 130        | 161        | 4.7        | 49         | 0        | 127        | 80         | 13        | 77         | 472         | 13.9        |
| 2011-12      | 33         | 33         | 1027        | 31.1        | 152        | 371         | .410        | 15        | 57         | .263        | 54         | 79         | .684        | 48         | 102        | 150        | 4.5        | 48         | 0        | 143        | 75         | 11        | 88         | 373         | 11.3        |
| <b>TOTAL</b> | <b>130</b> | <b>128</b> | <b>4231</b> | <b>32.5</b> | <b>613</b> | <b>1509</b> | <b>.406</b> | <b>64</b> | <b>228</b> | <b>.281</b> | <b>267</b> | <b>398</b> | <b>.671</b> | <b>196</b> | <b>470</b> | <b>666</b> | <b>5.1</b> | <b>207</b> | <b>1</b> | <b>523</b> | <b>335</b> | <b>63</b> | <b>321</b> | <b>1557</b> | <b>12.0</b> |



## CHRISTY SMITH

| YEAR         | GP         | GS         | MIN         | AVE         | FG         | FGA         | PCT.        | 3P         | 3PA        | PCT.        | FT         | FTA        | PCT.        | OREB      | DREB       | REB        | RPG        | PF         | DQ       | A          | TO         | BK       | ST         | PTS         | PPG         |
|--------------|------------|------------|-------------|-------------|------------|-------------|-------------|------------|------------|-------------|------------|------------|-------------|-----------|------------|------------|------------|------------|----------|------------|------------|----------|------------|-------------|-------------|
| 1994-95      | 30         | 30         | 1126        | 37.5        | 117        | 307         | .381        | 40         | 113        | .354        | 134        | 149        | .899        | 20        | 56         | 76         | 2.5        | 60         | 1        | 133        | 134        | 2        | 89         | 408         | 13.6        |
| 1995-96*     | 22         | 22         | 781         | 35.5        | 111        | 276         | .402        | 31         | 102        | .304        | 110        | 138        | .797        | 17        | 56         | 73         | 3.3        | 47         | 0        | 97         | 88         | 1        | 44         | 363         | 16.5        |
| 1996-97      | 28         | 27         | 920         | 32.9        | 100        | 273         | .366        | 45         | 134        | .336        | 98         | 121        | .810        | 16        | 52         | 68         | 2.4        | 57         | 0        | 131        | 82         | 1        | 52         | 343         | 12.3        |
| 1997-98      | 31         | 31         | 1133        | 36.5        | 93         | 255         | .365        | 40         | 116        | .345        | 119        | 143        | .832        | 16        | 61         | 77         | 2.5        | 67         | 0        | 146        | 89         | 2        | 54         | 345         | 11.1        |
| <b>TOTAL</b> | <b>111</b> | <b>110</b> | <b>3960</b> | <b>35.7</b> | <b>421</b> | <b>1111</b> | <b>.379</b> | <b>156</b> | <b>465</b> | <b>.336</b> | <b>461</b> | <b>551</b> | <b>.837</b> | <b>69</b> | <b>225</b> | <b>294</b> | <b>2.7</b> | <b>231</b> | <b>1</b> | <b>507</b> | <b>393</b> | <b>6</b> | <b>239</b> | <b>1459</b> | <b>13.1</b> |

\*Injured



## KARYN KARLIN

| YEAR         | GP         | GS         | MIN         | AVE         | FG         | FGA         | PCT.        | 3P       | 3PA       | PCT.        | FT         | FTA        | PCT.        | OREB       | DREB       | REB        | RPG        | PF         | DQ       | A          | TO         | BK        | ST         | PTS         | PPG         |
|--------------|------------|------------|-------------|-------------|------------|-------------|-------------|----------|-----------|-------------|------------|------------|-------------|------------|------------|------------|------------|------------|----------|------------|------------|-----------|------------|-------------|-------------|
| 1996-97      | 28         | 25         | 702         | 25.1        | 121        | 244         | .496        | 1        | 4         | .250        | 76         | 102        | .745        | 83         | 110        | 193        | 6.9        | 65         | 0        | 37         | 39         | 35        | 55         | 319         | 11.4        |
| 1997-98      | 33         | 33         | 995         | 30.2        | 198        | 411         | .482        | 0        | 0         | .000        | 105        | 143        | .734        | 69         | 112        | 181        | 5.5        | 83         | 1        | 35         | 65         | 24        | 49         | 501         | 15.2        |
| 1998-99      | 18         | 18         | 531         | 29.5        | 109        | 232         | .470        | 0        | 3         | .000        | 70         | 93         | .753        | 41         | 72         | 113        | 6.3        | 47         | 1        | 13         | 45         | 10        | 24         | 288         | 16.0        |
| 1999-00      | 32         | 26         | 838         | 26.2        | 125        | 293         | .427        | 1        | 3         | .333        | 82         | 115        | .713        | 66         | 94         | 160        | 5.0        | 78         | 0        | 36         | 55         | 10        | 47         | 333         | 10.4        |
| <b>TOTAL</b> | <b>111</b> | <b>102</b> | <b>3067</b> | <b>27.6</b> | <b>553</b> | <b>1180</b> | <b>.469</b> | <b>2</b> | <b>10</b> | <b>.200</b> | <b>333</b> | <b>453</b> | <b>.735</b> | <b>259</b> | <b>388</b> | <b>647</b> | <b>5.8</b> | <b>273</b> | <b>2</b> | <b>121</b> | <b>204</b> | <b>79</b> | <b>175</b> | <b>1441</b> | <b>13.0</b> |



## TRACY WEBB

| YEAR         | GP         | GS        | MIN      | AVE      | FG         | FGA         | PCT.        | 3P       | 3PA      | PCT.        | FT         | FTA        | PCT.        | OREB     | DREB     | REB        | RPG        | PF         | DQ        | A          | TO         | BK       | ST         | PTS         | PPG         |
|--------------|------------|-----------|----------|----------|------------|-------------|-------------|----------|----------|-------------|------------|------------|-------------|----------|----------|------------|------------|------------|-----------|------------|------------|----------|------------|-------------|-------------|
| 1983-84      | 27         | 5         | 646      | 23.9     | 69         | 158         | .437        | -        | -        | -           | 75         | 109        | .688        | -        | -        | 59         | 2.2        | 86         | 4         | 61         | 96         | 4        | 51         | 213         | 7.9         |
| 1984-85      | 28         | 27        | -        | -        | 127        | 264         | .481        | -        | -        | -           | 102        | 142        | .718        | -        | -        | 96         | 3.4        | 79         | 6         | 104        | 126        | 1        | 68         | 356         | 12.7        |
| 1985-86      | 30         | 29        | 343      | 12.9     | 148        | 353         | .419        | -        | -        | -           | 91         | 130        | .700        | -        | -        | 117        | 3.9        | 87         | 5         | 86         | 98         | 1        | 79         | 327         | 12.6        |
| 1986-87      | 32         | 30        | 226      | 14.1     | 165        | 358         | .461        | 1        | 7        | .143        | 116        | 145        | .800        | 28       | 37       | 116        | 3.6        | 73         | 5         | 173        | 135        | 0        | 95         | 447         | 14.0        |
| <b>TOTAL</b> | <b>117</b> | <b>91</b> | <b>-</b> | <b>-</b> | <b>509</b> | <b>1133</b> | <b>.449</b> | <b>1</b> | <b>7</b> | <b>.143</b> | <b>384</b> | <b>526</b> | <b>.730</b> | <b>-</b> | <b>-</b> | <b>388</b> | <b>3.3</b> | <b>325</b> | <b>20</b> | <b>424</b> | <b>455</b> | <b>6</b> | <b>293</b> | <b>1343</b> | <b>11.5</b> |



## DANA CHERRY

| YEAR         | GP         | GS        | MIN         | AVE         | FG         | FGA         | PCT.        | 3P        | 3PA       | PCT.        | FT         | FTA        | PCT.        | OREB       | DREB       | REB        | RPG        | PF         | DQ       | A          | TO         | BK        | ST         | PTS         | PPG         |
|--------------|------------|-----------|-------------|-------------|------------|-------------|-------------|-----------|-----------|-------------|------------|------------|-------------|------------|------------|------------|------------|------------|----------|------------|------------|-----------|------------|-------------|-------------|
| 1999-00      | 32         | 12        | 682         | 21.3        | 96         | 210         | .457        | 4         | 7         | .571        | 45         | 60         | .750        | 45         | 73         | 118        | 3.7        | 68         | 2        | 34         | 89         | 8         | 29         | 241         | 7.5         |
| 2000-01      | 33         | 26        | 868         | 26.3        | 137        | 293         | .468        | 2         | 8         | .250        | 62         | 84         | .738        | 67         | 127        | 194        | 3.9        | 82         | 0        | 36         | 63         | 3         | 23         | 338         | 10.2        |
| 2001-02      | 32         | 28        | 965         | 30.2        | 162        | 345         | .470        | 1         | 2         | .500        | 93         | 127        | .732        | 60         | 93         | 153        | 4.8        | 73         | 0        | 43         | 62         | 9         | 32         | 418         | 13.1        |
| 2002-03      | 33         | 29        | 1012        | 30.7        | 148        | 364         | .407        | 3         | 8         | .375        | 93         | 125        | .744        | 74         | 91         | 165        | 5.0        | 61         | 1        | 53         | 80         | 5         | 43         | 392         | 11.9        |
| <b>TOTAL</b> | <b>130</b> | <b>95</b> | <b>3531</b> | <b>27.2</b> | <b>543</b> | <b>1212</b> | <b>.448</b> | <b>10</b> | <b>25</b> | <b>.400</b> | <b>293</b> | <b>396</b> | <b>.740</b> | <b>246</b> | <b>384</b> | <b>630</b> | <b>4.3</b> | <b>284</b> | <b>3</b> | <b>166</b> | <b>141</b> | <b>25</b> | <b>127</b> | <b>1389</b> | <b>10.7</b> |



## SARAH WATKINS

| YEAR         | GP         | GS        | MIN         | AVE         | FG         | FGA         | PCT.        | 3P        | 3PA        | PCT.        | FT         | FTA        | PCT.        | OREB       | DREB       | REB        | RPG        | PF         | DQ        | A         | TO         | BK         | ST        | PTS         | PPG         |
|--------------|------------|-----------|-------------|-------------|------------|-------------|-------------|-----------|------------|-------------|------------|------------|-------------|------------|------------|------------|------------|------------|-----------|-----------|------------|------------|-----------|-------------|-------------|
| 2009-10      | 31         | 3         | 634         | 20.5        | 72         | 193         | .373        | 3         | 9          | .333        | 31         | 50         | .620        | 42         | 80         | 122        | 3.9        | 66         | 0         | 14        | 60         | 41         | 17        | 178         | 5.7         |
| 2010-11      | 34         | 34        | 1012        | 29.8        | 169        | 364         | .464        | 23        | 64         | .359        | 97         | 141        | .688        | 74         | 117        | 191        | 5.6        | 93         | 2         | 23        | 72         | 58         | 17        | 458         | 13.5        |
| 2011-12      | 33         | 33        | 863         | 26.2        | 118        | 333         | .354        | 12        | 49         | .245        | 82         | 111        | .739        | 67         | 78         | 145        | 4.4        | 87         | 2         | 22        | 56         | 63         | 21        | 330         | 10.0        |
| 2012-13      | 33         | 6         | 739         | 22.4        | 159        | 343         | .464        | 3         | 21         | .143        | 101        | 129        | .783        | 58         | 94         | 152        | 4.6        | 104        | 6         | 23        | 67         | 40         | 25        | 422         | 12.8        |
| <b>TOTAL</b> | <b>131</b> | <b>76</b> | <b>3248</b> | <b>24.8</b> | <b>518</b> | <b>1233</b> | <b>.420</b> | <b>41</b> | <b>143</b> | <b>.287</b> | <b>311</b> | <b>431</b> | <b>.722</b> | <b>241</b> | <b>369</b> | <b>610</b> | <b>4.7</b> | <b>350</b> | <b>10</b> | <b>82</b> | <b>255</b> | <b>202</b> | <b>80</b> | <b>1388</b> | <b>10.6</b> |



## SYTIA MESSER

| YEAR         | GP         | GS        | MIN         | AVE         | FG         | FGA         | PCT.        | 3P         | 3PA        | PCT.        | FT         | FTA        | PCT.        | OREB       | DREB       | REB        | RPG        | PF         | DQ       | A          | TO         | BK        | ST         | PTS         | PPG         |
|--------------|------------|-----------|-------------|-------------|------------|-------------|-------------|------------|------------|-------------|------------|------------|-------------|------------|------------|------------|------------|------------|----------|------------|------------|-----------|------------|-------------|-------------|
| 1995-96      | 34         | 14        | 631         | 18.6        | 102        | 290         | .352        | 26         | 100        | .260        | 64         | 99         | .647        | 60         | 117        | 177        | 5.2        | 65         | 2        | 39         | 90         | 6         | 45         | 294         | 8.7         |
| 1996-97      | 28         | 24        | 690         | 24.6        | 94         | 259         | .363        | 22         | 97         | .227        | 58         | 83         | .699        | 52         | 71         | 123        | 4.4        | 65         | 0        | 40         | 50         | 4         | 60         | 268         | 9.6         |
| 1997-98      | 33         | 32        | 871         | 26.4        | 140        | 354         | .396        | 37         | 121        | .306        | 97         | 137        | .708        | 58         | 83         | 141        | 4.3        | 93         | 4        | 78         | 94         | 10        | 39         | 414         | 12.6        |
| 1998-99      | 33         | 26        | 829         | 25.1        | 133        | 341         | .390        | 27         | 94         | .287        | 110        | 139        | .791        | 51         | 111        | 162        | 4.9        | 93         | 2        | 51         | 85         | 4         | 34         | 403         | 12.2        |
| <b>TOTAL</b> | <b>128</b> | <b>96</b> | <b>3021</b> | <b>23.6</b> | <b>469</b> | <b>1244</b> | <b>.377</b> | <b>112</b> | <b>412</b> | <b>.272</b> | <b>329</b> | <b>458</b> | <b>.718</b> | <b>221</b> | <b>382</b> | <b>603</b> | <b>4.7</b> | <b>316</b> | <b>8</b> | <b>208</b> | <b>319</b> | <b>24</b> | <b>178</b> | <b>1379</b> | <b>10.8</b> |



## LYNDSAY HARRIS CAREER 3PT ATTEMPTS LEADER

| YEAR         | GP         | GS         | MIN         | AVE         | FG         | FGA         | PCT.        | 3P         | 3PA        | PCT.        | FT         | FTA        | PCT.        | OREB      | DREB       | REB        | RPG        | PF         | DQ       | A          | TO         | BK        | ST         | PTS         | PPG         |
|--------------|------------|------------|-------------|-------------|------------|-------------|-------------|------------|------------|-------------|------------|------------|-------------|-----------|------------|------------|------------|------------|----------|------------|------------|-----------|------------|-------------|-------------|
| 2008-09      | 32         | 28         | 846         | 26.4        | 103        | 303         | .340        | 56         | 193        | .290        | 45         | 70         | .643        | 31        | 66         | 97         | 3.0        | 86         | 4        | 58         | 88         | 6         | 42         | 307         | 9.6         |
| 2009-10      | 31         | 31         | 942         | 30.4        | 126        | 336         | .375        | 76         | 223        | .341        | 61         | 81         | .753        | 10        | 66         | 76         | 2.5        | 104        | 1        | 98         | 113        | 6         | 42         | 389         | 12.5        |
| 2010-11      | 29         | 29         | 926         | 31.9        | 115        | 326         | .353        | 81         | 232        | .349        | 45         | 65         | .692        | 19        | 92         | 111        | 3.8        | 85         | 1        | 64         | 74         | 7         | 39         | 356         | 12.3        |
| 2011-12      | 32         | 19         | 768         | 24.0        | 101        | 286         | .353        | 71         | 213        | .333        | 34         | 49         | .694        | 13        | 55         | 68         | 2.1        | 72         | 2        | 48         | 50         | 4         | 38         | 307         | 9.6         |
| <b>TOTAL</b> | <b>124</b> | <b>107</b> | <b>3482</b> | <b>28.1</b> | <b>445</b> | <b>1251</b> | <b>.356</b> | <b>284</b> | <b>861</b> | <b>.330</b> | <b>185</b> | <b>265</b> | <b>.698</b> | <b>73</b> | <b>279</b> | <b>352</b> | <b>2.8</b> | <b>347</b> | <b>8</b> | <b>268</b> | <b>325</b> | <b>23</b> | <b>161</b> | <b>1359</b> | <b>11.0</b> |





# 1,000 POINT SCORERS

## MALICA MONK

| YEAR    | GP  | GS | MIN  | AVE  | FG  | FGA  | PCT. | 3P | 3PA | PCT. | FT  | FTA | PCT. | OREB | DREB | REB | RPG | PF  | DQ | A   | TO  | BK | ST  | PTS  | PPG  |
|---------|-----|----|------|------|-----|------|------|----|-----|------|-----|-----|------|------|------|-----|-----|-----|----|-----|-----|----|-----|------|------|
| 2015-16 | 27  | 5  | 461  | 17.1 | 48  | 136  | .353 | 2  | 10  | .200 | 12  | 19  | .632 | 6    | 23   | 29  | 1.1 | 60  | 2  | 47  | 44  | 5  | 23  | 110  | 4.1  |
| 2016-17 | 27  | 26 | 842  | 31.2 | 96  | 230  | .417 | 7  | 25  | .280 | 48  | 71  | .676 | 29   | 52   | 81  | 3.0 | 79  | 2  | 83  | 59  | 7  | 62  | 247  | 9.1  |
| 2017-18 | 31  | 31 | 1061 | 34.2 | 171 | 488  | .350 | 38 | 126 | .302 | 114 | 146 | .781 | 21   | 84   | 105 | 3.4 | 69  | 1  | 122 | 70  | 6  | 50  | 494  | 15.9 |
| 2018-19 | 37  | 37 | 1081 | 29.2 | 174 | 434  | .401 | 42 | 120 | .350 | 79  | 117 | .675 | 20   | 68   | 88  | 2.4 | 84  | 0  | 117 | 64  | 6  | 50  | 469  | 12.7 |
| TOTAL   | 122 | 99 | 3444 | 28.2 | 489 | 1288 | .380 | 89 | 281 | .317 | 253 | 353 | .717 | 76   | 227  | 303 | 2.5 | 292 | 5  | 369 | 237 | 24 | 185 | 1320 | 10.8 |



## INDIA LEWIS

| YEAR    | GP  | GS | MIN  | AVE  | FG  | FGA  | PCT. | 3P  | 3PA | PCT. | FT  | FTA | PCT. | OREB | DREB | REB | RPG | PF  | DQ | A   | TO  | BK | ST  | PTS  | PPG  |
|---------|-----|----|------|------|-----|------|------|-----|-----|------|-----|-----|------|------|------|-----|-----|-----|----|-----|-----|----|-----|------|------|
| 1999-00 | 32  | 2  | 629  | 19.7 | 85  | 211  | .403 | 66  | 166 | .398 | 39  | 53  | .736 | 13   | 45   | 58  | 1.8 | 49  | 0  | 88  | 75  | 2  | 44  | 275  | 8.6  |
| 2000-01 | 23  | 2  | 359  | 15.6 | 44  | 138  | .319 | 36  | 116 | .310 | 19  | 23  | .826 | 8    | 31   | 39  | 1.7 | 18  | 0  | 46  | 33  | 0  | 26  | 143  | 6.2  |
| 2001-02 | 32  | 30 | 1102 | 34.4 | 148 | 401  | .368 | 89  | 271 | .328 | 62  | 74  | .838 | 13   | 69   | 82  | 2.6 | 70  | 3  | 73  | 57  | 6  | 72  | 447  | 14.0 |
| 2002-03 | 33  | 33 | 1149 | 34.8 | 137 | 369  | .371 | 76  | 234 | .325 | 93  | 109 | .853 | 19   | 72   | 91  | 2.8 | 51  | 1  | 69  | 49  | 1  | 68  | 443  | 13.4 |
| TOTAL   | 119 | 67 | 3239 | 27.2 | 414 | 1119 | .370 | 267 | 787 | .339 | 213 | 259 | .822 | 53   | 217  | 270 | 2.3 | 188 | 4  | 276 | 214 | 9  | 117 | 1308 | 11.0 |



## CHERYL ORCHOLSKI

| YEAR    | GP  | GS  | MIN | AVE  | FG  | FGA | PCT. | 3P | 3PA | PCT. | FT  | FTA | PCT. | OREB | DREB | REB | RPG  | PF  | DQ | A   | TO  | BK | ST  | PTS  | PPG  |
|---------|-----|-----|-----|------|-----|-----|------|----|-----|------|-----|-----|------|------|------|-----|------|-----|----|-----|-----|----|-----|------|------|
| 1980-81 | 29  | 13  | -   | -    | 141 | 310 | .455 | -  | -   | -    | 37  | 46  | .804 | -    | -    | 319 | 11.0 | 75  | 2  | 45  | 109 | 1  | 47  | 319  | 11.0 |
| 1981-82 | 36  | 36  | -   | -    | 131 | 292 | .449 | -  | -   | -    | 79  | 97  | .814 | -    | -    | 234 | 6.5  | 115 | 6  | 99  | 147 | 2  | 62  | 455  | 12.6 |
| 1982-83 | 29  | 28  | -   | -    | 101 | 213 | .474 | -  | -   | -    | 56  | 74  | .757 | -    | -    | 76  | 2.6  | 67  | 1  | 101 | 131 | 2  | 29  | 258  | 8.9  |
| 1983-84 | 29  | 25  | 677 | 23.3 | 72  | 165 | .436 | -  | -   | -    | 49  | 58  | .845 | -    | -    | 48  | 1.7  | 52  | 3  | 78  | 114 | 0  | 30  | 207  | 7.1  |
| TOTAL   | 123 | 102 | -   | -    | 445 | 980 | .454 | -  | -   | -    | 221 | 275 | .804 | -    | -    | 667 | 5.5  | 309 | 12 | 323 | 501 | 5  | 168 | 1239 | 10.1 |



## JULIET JACKSON

| YEAR    | GP  | GS | MIN  | AVE  | FG  | FGA  | PCT. | 3P | 3PA | PCT. | FT  | FTA | PCT. | OREB | DREB | REB | RPG | PF  | DQ | A   | TO  | BK | ST  | PTS   | PPG  |
|---------|-----|----|------|------|-----|------|------|----|-----|------|-----|-----|------|------|------|-----|-----|-----|----|-----|-----|----|-----|-------|------|
| 1986-87 | 32  | 4  | 305  | 19.0 | 74  | 179  | .413 | 1  | 6   | .167 | 21  | 34  | .618 | 8    | 16   | 24  | 1.6 | 47  | 1  | 49  | 63  | 0  | 39  | 170   | 5.3  |
| 1987-88 | 28  | 21 | 728  | 26.0 | 97  | 225  | .431 | 3  | 14  | .216 | 36  | 62  | .581 | 11   | 52   | 63  | 2.3 | 57  | 1  | 77  | 83  | 1  | 61  | 233   | 8.3  |
| 1988-89 | 30  | 29 | 873  | 29.1 | 171 | 335  | .510 | 4  | 8   | .500 | 45  | 74  | .608 | 45   | 50   | 95  | 3.2 | 66  | 2  | 90  | 79  | 1  | 56  | 403   | 13.4 |
| 1989-90 | 30  | 26 | 865  | 28.8 | 158 | 389  | .406 | 4  | 19  | .211 | 87  | 115 | .757 | 56   | 58   | 114 | 3.8 | 97  | 7  | 97  | 59  | 0  | 39  | 407   | 13.6 |
| TOTAL   | 120 | 80 | 2771 | 23.1 | 500 | 1128 | .443 | 12 | 47  | .255 | 189 | 285 | .663 | 120  | 176  | 296 | 2.7 | 267 | 11 | 313 | 284 | 2  | 195 | 1,213 | 10.1 |



## AMBER NICHOLAS

## CAREER FT PCT./3PT PCT. LEADER

| YEAR    | GP  | GS | MIN  | AVE  | FG  | FGA  | PCT. | 3P  | 3PA | PCT. | FT  | FTA | PCT. | OREB | DREB | REB | RPG | PF  | DQ | A   | TO  | BK | ST  | PTS  | PPG  |
|---------|-----|----|------|------|-----|------|------|-----|-----|------|-----|-----|------|------|------|-----|-----|-----|----|-----|-----|----|-----|------|------|
| 1988-89 | 30  | 3  | 601  | 20.0 | 79  | 178  | .444 | 18  | 46  | .391 | 26  | 31  | .839 | 18   | 43   | 61  | 2.0 | 63  | 0  | 99  | 61  | 1  | 29  | 202  | 6.7  |
| 1989-90 | 30  | 30 | 971  | 32.4 | 128 | 292  | .438 | 31  | 71  | .437 | 46  | 53  | .868 | 32   | 99   | 131 | 4.4 | 69  | 4  | 169 | 116 | 3  | 67  | 333  | 11.1 |
| 1990-91 | 32  | 32 | 1045 | 32.7 | 152 | 308  | .494 | 41  | 86  | .477 | 53  | 66  | .803 | 22   | 96   | 118 | 3.7 | 56  | 1  | 180 | 96  | 1  | 58  | 398  | 12.4 |
| 1991-92 | 25  | 25 | 949  | 38.0 | 98  | 255  | .384 | 31  | 88  | .352 | 49  | 56  | .875 | 20   | 98   | 118 | 4.7 | 60  | 2  | 89  | 100 | 1  | 66  | 276  | 11.0 |
| TOTAL   | 117 | 90 | 3576 | 30.6 | 457 | 1033 | .442 | 121 | 291 | .416 | 174 | 206 | .845 | 92   | 336  | 428 | 3.7 | 248 | 7  | 537 | 373 | 5  | 220 | 1209 | 10.3 |



## STEPHANIE BLOOMER

| YEAR    | GP  | GS | MIN  | AVE  | FG  | FGA | PCT. | 3P | 3PA | PCT. | FT  | FTA | PCT. | OREB | DREB | REB | RPG | PF  | DQ | A   | TO  | BK  | ST  | PTS  | PPG  |
|---------|-----|----|------|------|-----|-----|------|----|-----|------|-----|-----|------|------|------|-----|-----|-----|----|-----|-----|-----|-----|------|------|
| 1991-92 | 25  | 14 | 543  | 25.0 | 75  | 170 | .441 | 0  | 2   | .000 | 54  | 82  | .659 | 54   | 90   | 144 | 5.8 | 77  | 5  | 26  | 37  | 27  | 25  | 204  | 8.2  |
| 1992-93 | 27  | 21 | 606  | 22.4 | 94  | 204 | .461 | 0  | 2   | .000 | 58  | 84  | .691 | 47   | 121  | 168 | 6.2 | 74  | 4  | 33  | 70  | 31  | 36  | 246  | 9.1  |
| 1993-94 | 24  | 18 | 637  | 26.5 | 102 | 208 | .490 | 0  | 0   | .000 | 88  | 132 | .667 | 58   | 96   | 154 | 6.4 | 76  | 5  | 30  | 52  | 35  | 41  | 292  | 12.2 |
| 1994-95 | 29  | 27 | 792  | 27.3 | 148 | 284 | .521 | 1  | 7   | .143 | 120 | 156 | .769 | 62   | 163  | 225 | 7.8 | 84  | 3  | 55  | 87  | 33  | 44  | 417  | 14.4 |
| TOTAL   | 105 | 80 | 2578 | 24.6 | 419 | 866 | .484 | 1  | 11  | .091 | 320 | 545 | .587 | 221  | 470  | 691 | 6.6 | 311 | 17 | 139 | 246 | 126 | 146 | 1159 | 11.0 |



## AMANDA HOLLEY

| YEAR    | GP | GS | MIN | AVE  | FG  | FGA | PCT. | 3P | 3PA | PCT. | FT  | FTA | PCT. | OREB | DREB | REB | RPG | PF  | DQ | A  | TO  | BK  | ST  | PTS   | PPG  |
|---------|----|----|-----|------|-----|-----|------|----|-----|------|-----|-----|------|------|------|-----|-----|-----|----|----|-----|-----|-----|-------|------|
| 1981-82 | 36 | 33 | -   | -    | 123 | 292 | .421 | -  | -   | -    | 63  | 104 | .606 | -    | -    | 242 | 6.7 | 117 | 5  | 15 | 66  | 55  | 43  | 309   | 8.6  |
| 1982-83 | 29 | 28 | -   | -    | 183 | 344 | .532 | -  | -   | -    | 68  | 92  | .739 | -    | -    | 212 | 7.3 | 96  | 1  | 28 | 69  | 50  | 49  | 434   | 15.0 |
| 1983-84 | 29 | 28 | 868 | 29.9 | 171 | 318 | .538 | -  | -   | -    | 69  | 97  | .711 | -    | -    | 229 | 7.9 | 84  | 1  | 44 | 65  | 42  | 46  | 411   | 14.2 |
| TOTAL   | 94 | 89 | -   | -    | 477 | 954 | .500 | -  | -   | -    | 200 | 293 | .683 | -    | -    | 683 | 7.3 | 297 | 7  | 87 | 200 | 147 | 138 | 1,154 | 12.3 |



## MONICA BROWN

| YEAR    | GP  | GS | MIN | AVE  | FG  | FGA | PCT. | 3P | 3PA | PCT. | FT  | FTA | PCT. | OREB | DREB | REB | RPG | PF  | DQ | A  | TO  | BK | ST | PTS  | PPG  |
|---------|-----|----|-----|------|-----|-----|------|----|-----|------|-----|-----|------|------|------|-----|-----|-----|----|----|-----|----|----|------|------|
| 1983-84 | 23  | 10 | 419 | 18.2 | 58  | 112 | .518 | -  | -   | -    | 19  | 31  | .613 | -    | -    | 94  | 4.1 | 46  | 2  | 11 | 13  | 4  | 9  | 140  | 5.0  |
| 1984-85 | 25  | 24 | -   | -    | 111 | 224 | .496 | -  | -   | -    | 43  | 70  | .614 | -    | -    | 162 | 6.5 | 47  | 1  | 16 | 14  | 4  | 15 | 265  | 10.6 |
| 1985-86 | 20  | 18 | 616 | 31.0 | 118 | 217 | .544 | -  | -   | -    | 42  | 59  | .712 | -    | -    | 181 | 6.0 | 28  | 0  | 19 | 17  | 3  | 35 | 278  | 13.9 |
| 1986-87 | 32  | 32 | 485 | 30.0 | 176 | 336 | .524 | -  | -   | -    | 91  | 122 | .746 | 56   | 62   | 252 | 7.9 | 62  | 1  | 36 | 60  | 13 | 31 | 443  | 13.8 |
| TOTAL   | 100 | 84 | -   | -    | 463 | 889 | .521 | -  | -   | -    | 195 | 282 | .691 | -    | -    | 689 | 6.9 | 183 | 4  | 82 | 104 | 24 | 90 | 1126 | 11.2 |



# 1,000 POINT SCORERS

## KELLY JOHNSON

| YEAR    | GP  | GS | MIN  | AVE   | FG  | FGA | PCT. | 3P | 3PA | PCT. | FT  | FTA | PCT. | OREB | DREB | REB | RPG | PF  | DQ | A   | TO  | BK | ST  | PTS  | PPG  |
|---------|-----|----|------|-------|-----|-----|------|----|-----|------|-----|-----|------|------|------|-----|-----|-----|----|-----|-----|----|-----|------|------|
| 1992-93 | 20  | 1  | 275  | 13.75 | 44  | 81  | .543 | 0  | 1   | .000 | 30  | 37  | .811 | 18   | 34   | 52  | 2.8 | 61  | 5  | 25  | 74  | 3  | 28  | 118  | 5.9  |
| 1993-94 | 29  | 25 | 904  | 31.2  | 119 | 220 | .541 | 0  | 1   | .000 | 59  | 74  | .797 | 52   | 92   | 144 | 5.0 | 57  | 0  | 44  | 77  | 7  | 33  | 297  | 10.2 |
| 1994-95 | 30  | 29 | 1026 | 34.2  | 117 | 307 | .488 | 0  | 5   | .000 | 75  | 91  | .824 | 55   | 118  | 173 | 5.8 | 63  | 2  | 42  | 64  | 3  | 31  | 351  | 11.7 |
| 1995-96 | 34  | 32 | 1108 | 34.6  | 139 | 310 | .448 | 2  | 9   | .222 | 63  | 77  | .818 | 56   | 109  | 165 | 4.9 | 70  | 2  | 59  | 171 | 10 | 49  | 343  | 10.1 |
| TOTAL   | 113 | 87 | 3313 | 29.3  | 419 | 918 | .456 | 2  | 16  | .125 | 227 | 279 | .813 | 181  | 353  | 534 | 4.9 | 251 | 9  | 170 | 386 | 23 | 141 | 1109 | 9.8  |



## BLAIR SAVAGE

| YEAR    | GP  | GS | MIN  | AVE  | FG  | FGA | PCT. | 3P | 3PA | PCT. | FT  | FTA | PCT. | OREB | DREB | REB | RPG | PF  | DQ | A   | TO  | BK | ST  | PTS  | PPG  |
|---------|-----|----|------|------|-----|-----|------|----|-----|------|-----|-----|------|------|------|-----|-----|-----|----|-----|-----|----|-----|------|------|
| 1989-90 | 30  | 17 | 705  | 23.5 | 120 | 235 | .511 | 0  | 0   | .000 | 23  | 40  | .575 | 62   | 105  | 167 | 5.6 | 68  | 3  | 67  | 72  | 12 | 29  | 263  | 8.8  |
| 1990-91 | 32  | 25 | 880  | 27.5 | 155 | 297 | .522 | 0  | 0   | .000 | 46  | 70  | .657 | 86   | 131  | 217 | 6.8 | 81  | 2  | 78  | 71  | 10 | 38  | 356  | 11.1 |
| 1991-92 | 25  | 22 | 759  | 30.4 | 108 | 212 | .509 | 0  | 1   | .000 | 27  | 53  | .509 | 57   | 82   | 139 | 5.6 | 47  | 0  | 33  | 62  | 5  | 27  | 243  | 9.7  |
| 1992-93 | 27  | 27 | 752  | 27.9 | 89  | 182 | .489 | 1  | 2   | .500 | 31  | 45  | .689 | 55   | 97   | 152 | 5.6 | 66  | 2  | 55  | 71  | 19 | 22  | 210  | 7.8  |
| TOTAL   | 114 | 91 | 3096 | 34.0 | 472 | 926 | .510 | 1  | 3   | .250 | 127 | 208 | .610 | 260  | 415  | 675 | 5.9 | 257 | 7  | 233 | 126 | 46 | 116 | 1072 | 9.4  |



## SARAH PFEIFER

| YEAR    | GP                     | GS | MIN  | AVE  | FG  | FGA | PCT. | 3P | 3PA | PCT.  | FT  | FTA | PCT. | OREB | DREB | REB | RPG | PF  | DQ | A   | TO  | BK | ST | PTS  | PPG  |
|---------|------------------------|----|------|------|-----|-----|------|----|-----|-------|-----|-----|------|------|------|-----|-----|-----|----|-----|-----|----|----|------|------|
| 2002-03 | 29                     | 6  | 390  | 13.4 | 43  | 86  | .500 | 1  | 1   | 1.000 | 30  | 47  | .638 | 35   | 52   | 87  | 3.0 | 50  | 1  | 18  | 31  | 10 | 16 | 117  | 4.0  |
| 2003-04 | 3                      | 3  | 58   | 19.3 | 8   | 17  | .471 | 0  | 0   | .000  | 4   | 8   | .500 | 3    | 5    | 8   | 2.7 | 5   | 0  | 1   | 1   | 2  | 3  | 20   | 6.7  |
| 2004-05 | 31                     | 17 | 894  | 28.8 | 147 | 330 | .446 | 0  | 0   | .000  | 89  | 126 | .706 | 73   | 74   | 147 | 4.7 | 83  | 3  | 32  | 50  | 22 | 36 | 383  | 12.4 |
| 2005-06 | Redshirt due to injury |    |      |      |     |     |      |    |     |       |     |     |      |      |      |     |     |     |    |     |     |    |    |      |      |
| 2006-07 | 31                     | 14 | 658  | 21.1 | 98  | 255 | .384 | 0  | 4   | .000  | 55  | 68  | .809 | 41   | 71   | 112 | 3.6 | 84  | 6  | 32  | 49  | 14 | 24 | 251  | 8.1  |
| 2007-08 | 30                     | 14 | 777  | 25.9 | 104 | 265 | .392 | 23 | 82  | .280  | 54  | 78  | .692 | 61   | 87   | 148 | 4.9 | 80  | 3  | 55  | 58  | 24 | 17 | 285  | 9.5  |
| TOTAL   | 124                    | 54 | 2777 | 22.4 | 400 | 953 | .415 | 24 | 87  | .276  | 232 | 327 | .709 | 213  | 289  | 502 | 4.5 | 301 | 13 | 138 | 189 | 72 | 96 | 1056 | 8.5  |



## KIM BUNGE

| YEAR    | GP  | GS | MIN | AVE | FG  | FGA | PCT. | 3P | 3PA | PCT. | FT  | FTA | PCT. | OREB | DREB | REB | RPG | PF  | DQ | A  | TO  | BK  | ST | PTS  | PPG  |
|---------|-----|----|-----|-----|-----|-----|------|----|-----|------|-----|-----|------|------|------|-----|-----|-----|----|----|-----|-----|----|------|------|
| 1979-80 | 23  | 0  | -   | -   | 47  | 96  | .489 | -  | -   | -    | 30  | 43  | .697 | -    | -    | 102 | 4.4 | 58  | 1  | 7  | 35  | 23  | 11 | 124  | 5.4  |
| 1980-81 | 26  | 15 | -   | -   | 99  | 222 | .446 | -  | -   | -    | 78  | 119 | .855 | -    | -    | 183 | 6.3 | 77  | 3  | 14 | 53  | 38  | 21 | 262  | 10.1 |
| 1981-82 | 36  | 35 | -   | -   | 160 | 328 | .488 | -  | -   | -    | 135 | 189 | .714 | -    | -    | 234 | 6.5 | 115 | 6  | 19 | 86  | 39  | 40 | 455  | 12.6 |
| 1982-83 | 29  | 24 | -   | -   | 80  | 173 | .462 | -  | -   | -    | 46  | 76  | .605 | -    | -    | 133 | 4.6 | 76  | 3  | 20 | 48  | 16  | 15 | 206  | 7.1  |
| TOTAL   | 114 | 74 | -   | -   | 386 | 619 | .624 | -  | -   | -    | 289 | 427 | .677 | -    | -    | 652 | 5.7 | 326 | 13 | 60 | 222 | 116 | 67 | 1047 | 9.2  |



## LONNIYA BRAGG

| YEAR    | GP  | GS | MIN  | AVE  | FG  | FGA | PCT. | 3P | 3PA | PCT. | FT  | FTA | PCT. | OREB | DREB | REB | RPG | PF  | DQ | A  | TO  | BK | ST  | PTS  | PPG  |
|---------|-----|----|------|------|-----|-----|------|----|-----|------|-----|-----|------|------|------|-----|-----|-----|----|----|-----|----|-----|------|------|
| 1997-98 | 31  | 3  | 272  | 8.8  | 25  | 57  | .439 | 0  | 0   | .000 | 14  | 30  | .467 | 24   | 41   | 65  | 2.1 | 30  | 0  | 5  | 18  | 3  | 17  | 64   | 2.1  |
| 1998-99 | 34  | 29 | 809  | 23.8 | 115 | 204 | .564 | 0  | 2   | .000 | 67  | 100 | .670 | 72   | 96   | 168 | 4.9 | 80  | 3  | 14 | 61  | 11 | 27  | 297  | 8.7  |
| 1999-00 | 31  | 27 | 813  | 26.6 | 127 | 214 | .594 | 0  | 0   | .000 | 62  | 97  | .639 | 89   | 115  | 204 | 6.6 | 80  | 2  | 30 | 76  | 16 | 38  | 316  | 10.2 |
| 2000-01 | 33  | 32 | 902  | 27.3 | 138 | 252 | .548 | 0  | 0   | .000 | 83  | 128 | .648 | 96   | 125  | 221 | 6.7 | 87  | 2  | 36 | 78  | 23 | 39  | 359  | 10.9 |
| TOTAL   | 129 | 91 | 2796 | 21.7 | 405 | 727 | .557 | 0  | 2   | .000 | 226 | 355 | .637 | 281  | 377  | 658 | 5.1 | 277 | 7  | 85 | 233 | 53 | 121 | 1036 | 8.0  |



# OTHER RECORD HOLDERS


## AMY WRIGHT CAREER ASSISTS LEADER

| YEAR    | GP  | GS  | MIN  | AVE  | FG  | FGA | PCT. | 3P | 3PA | PCT. | FT  | FTA | PCT. | OREB | DREB | REB | RPG | PF  | DQ | A   | TO  | BK | ST  | PTS | PPG |
|---------|-----|-----|------|------|-----|-----|------|----|-----|------|-----|-----|------|------|------|-----|-----|-----|----|-----|-----|----|-----|-----|-----|
| 1998-99 | 34  | 33  | 872  | 25.6 | 41  | 115 | .357 | 7  | 35  | .200 | 42  | 65  | .646 | 16   | 46   | 62  | 1.8 | 81  | 2  | 172 | 113 | 5  | 38  | 131 | 3.9 |
| 1999-00 | 32  | 30  | 766  | 23.9 | 47  | 123 | .382 | 10 | 31  | .323 | 40  | 59  | .678 | 12   | 38   | 50  | 1.6 | 82  | 2  | 142 | 109 | 4  | 36  | 144 | 4.5 |
| 2000-01 | 33  | 31  | 1007 | 30.5 | 84  | 184 | .457 | 9  | 30  | .300 | 62  | 102 | .608 | 27   | 79   | 106 | 3.2 | 75  | 0  | 198 | 124 | 12 | 54  | 239 | 7.2 |
| 2001-02 | 32  | 31  | 1037 | 32.4 | 64  | 196 | .327 | 7  | 33  | .212 | 76  | 117 | .650 | 25   | 74   | 99  | 3.1 | 66  | 0  | 205 | 101 | 6  | 66  | 211 | 6.6 |
| TOTAL   | 131 | 125 | 3682 | 29.5 | 236 | 618 | .382 | 33 | 129 | .256 | 220 | 343 | .641 | 80   | 237  | 317 | 2.4 | 304 | 4  | 717 | 447 | 27 | 194 | 725 | 5.5 |



## LAUREN ERVIN CAREER REBOUNDING AVG. LEADER

| YEAR    | GP | GS | MIN  | AVE  | FG  | FGA | PCT. | 3P | 3PA | PCT. | FT  | FTA | PCT. | OREB | DREB | REB | RPG  | PF  | DQ | A  | TO | BK  | ST | PTS | PPG  |
|---------|----|----|------|------|-----|-----|------|----|-----|------|-----|-----|------|------|------|-----|------|-----|----|----|----|-----|----|-----|------|
| 2006-07 | 31 | 31 | 896  | 28.9 | 158 | 279 | .566 | 1  | 4   | .250 | 78  | 107 | .729 | 129  | 190  | 319 | 10.3 | 69  | 0  | 47 | 52 | 76  | 37 | 395 | 12.7 |
| 2007-08 | 16 | 16 | 256  | 16.0 | 99  | 186 | .532 | 13 | 35  | .371 | 45  | 55  | .818 | 58   | 118  | 176 | 11.0 | 33  | 0  | 43 | 34 | 27  | 22 | 256 | 16.0 |
| TOTAL   | 47 | 47 | 1152 | 24.5 | 257 | 465 | .553 | 14 | 39  | .359 | 123 | 162 | .759 | 187  | 308  | 495 | 10.5 | 102 | 0  | 90 | 86 | 103 | 59 | 651 | 13.9 |





# ANNUAL FINAL TEAM STATS

| Year      | W-L   | GP | Min  | Total |      |      | 3-Point |     |      | F-Throw |      |      | Rebounds |     |      | PF   | FO  | Ast | TO  | Blk | Stl | Pts | Avg  |      |
|-----------|-------|----|------|-------|------|------|---------|-----|------|---------|------|------|----------|-----|------|------|-----|-----|-----|-----|-----|-----|------|------|
|           |       |    |      | FG    | FGA  | Pct  | FG      | FGA | Pct  | FT      | FTA  | Pct  | Off      | Def | Tot  |      |     |     |     |     |     |     |      | Avg  |
| 1980-81   | 11-18 | 29 | -    | 735   | 1774 | .414 | -       | -   | -    | 390     | 578  | .675 | -        | -   | 1089 | 37.6 | 578 | 22  | 289 | 651 | 51  | 322 | 1860 | 64.1 |
| 1981-82   | 26-10 | 36 | 0    | 918   | 2049 | .448 | -       | -   | -    | 722     | 1000 | .722 | 0        | 0   | 1540 | 42.8 | 702 | 18  | 370 | 772 | 120 | 368 | 2558 | 71.1 |
| 1982-83   | 21-8  | 29 | -    | 773   | 1631 | .474 | -       | -   | -    | 465     | 690  | .674 | -        | -   | 1129 | 38.9 | 565 | 9   | 352 | 609 | 90  | 245 | 2011 | 69.3 |
| 1983-84   | 20-9  | 29 | 5800 | 775   | 1635 | .474 | -       | -   | -    | 439     | 632  | .695 | -        | -   | 1013 | 34.9 | 574 | 18  | 379 | 588 | 65  | 265 | 1989 | 68.6 |
| 1984-85   | 20-8  | 28 | -    | 815   | 1793 | .455 | -       | -   | -    | 522     | 769  | .679 | -        | -   | 1096 | 39.1 | 468 | 13  | 329 | 504 | 22  | 294 | 2152 | 76.8 |
| 1985-86   | 22-8  | 30 | 6000 | 991   | 1967 | .504 | 65      | 177 | .367 | 443     | 655  | .676 | 329      | 779 | 1225 | 40.8 | 589 | 12  | 633 | 273 | 91  | 560 | 2490 | 83.0 |
| 1986-87   | 20-12 | 32 | 3250 | 465   | 962  | .483 | 2       | 17  | .118 | 280     | 415  | .675 | 245      | 366 | 659  | 41.2 | 240 | 3   | 244 | 180 | 39  | 274 | 1212 | 75.8 |
| 1987-88   | 13-15 | 28 | 5625 | 784   | 1648 | .476 | 27      | 79  | .342 | 421     | 636  | .662 | 302      | 694 | 1088 | 38.9 | 541 | 31  | 481 | 263 | 110 | 635 | 2016 | 72.0 |
| 1988-89   | 22-8  | 30 | 6000 | 991   | 1967 | .504 | 65      | 177 | .367 | 443     | 655  | .676 | 329      | 779 | 1225 | 40.8 | 589 | 12  | 633 | 272 | 91  | 560 | 2490 | 83.0 |
| 1989-90   | 25-5  | 30 | -    | 960   | 1996 | .481 | 39      | 111 | .351 | 454     | 689  | .659 | 442      | 738 | 1326 | 44.2 | 567 | 19  | 502 | 546 | 131 | 304 | 2413 | 80.4 |
| 1990-91   | 28-4  | 32 | -    | 1061  | 2028 | .523 | 93      | 218 | .427 | 429     | 608  | .706 | 357      | 720 | 1203 | 37.6 | 520 | 7   | 694 | 559 | 109 | 357 | 2644 | 82.6 |
| 1991-92   | 11-14 | 25 | -    | 622   | 1445 | .431 | 74      | 214 | .346 | 356     | 531  | .670 | 275      | 556 | 946  | 37.8 | 496 | 15  | 314 | 496 | 55  | 245 | 1674 | 67.0 |
| 1992-93   | 13-14 | 27 | -    | 658   | 1564 | .421 | 64      | 227 | .282 | 446     | 643  | .694 | 309      | 661 | 1119 | 41.4 | 595 | 20  | 324 | 625 | 85  | 273 | 1826 | 67.6 |
| 1993-94   | 15-14 | 29 | -    | 752   | 1745 | .431 | 96      | 305 | .315 | 493     | 717  | .688 | 362      | 632 | 1122 | 38.7 | 612 | 20  | 387 | 574 | 76  | 316 | 2093 | 72.2 |
| 1994-95   | 23-7  | 30 | -    | 779   | 1724 | .452 | 122     | 362 | .337 | 565     | 734  | .770 | 318      | 619 | 1064 | 35.5 | 509 | 9   | 397 | 532 | 74  | 308 | 2245 | 74.8 |
| 1995-96   | 21-13 | 34 | -    | 877   | 1937 | .453 | 154     | 426 | .362 | 554     | 781  | .709 | 338      | 775 | 1221 | 35.9 | 598 | 11  | 429 | 630 | 92  | 299 | 2462 | 72.4 |
| 1996-97   | 18-10 | 28 | -    | 775   | 1804 | .430 | 142     | 444 | .320 | 435     | 613  | .710 | 367      | 564 | 1027 | 36.7 | 568 | 7   | 427 | 460 | 110 | 311 | 2127 | 75.0 |
| 1997-98   | 22-11 | 33 | -    | 854   | 2015 | .424 | 191     | 570 | .335 | 579     | 794  | .729 | 367      | 632 | 1147 | 34.8 | 593 | 7   | 469 | 604 | 75  | 324 | 2478 | 75.1 |
| 1998-99   | 20-14 | 34 | -    | 902   | 2092 | .431 | 198     | 576 | .344 | 514     | 742  | .693 | 430      | 698 | 1259 | 37.0 | 673 | 13  | 518 | 640 | 97  | 288 | 2516 | 74.0 |
| 1999-2000 | 17-15 | 32 | -    | 851   | 1876 | .545 | 166     | 435 | .382 | 490     | 699  | .701 | 356      | 648 | 1111 | 34.7 | 638 | 11  | 474 | 605 | 78  | 296 | 2358 | 73.7 |
| 2000-01   | 20-13 | 33 | -    | 869   | 2031 | .428 | 202     | 593 | .341 | 442     | 635  | .696 | 396      | 677 | 1186 | 35.9 | 618 | 6   | 466 | 529 | 102 | 295 | 2382 | 72.2 |
| 2001-02   | 20-12 | 32 | -    | 845   | 2037 | .415 | 150     | 492 | .305 | 464     | 715  | .649 | 385      | 616 | 1122 | 35.1 | 612 | 8   | 426 | 433 | 136 | 339 | 2304 | 72.0 |
| 2002-03   | 22-11 | 33 | -    | 825   | 2009 | .411 | 134     | 424 | .316 | 447     | 649  | .689 | 399      | 663 | 1222 | 37.0 | 579 | 8   | 451 | 544 | 120 | 328 | 2231 | 67.6 |
| 2003-04   | 16-12 | 28 | -    | 674   | 1682 | .401 | 160     | 554 | .289 | 388     | 635  | .611 | 325      | 621 | 1062 | 37.9 | 540 | 14  | 416 | 468 | 126 | 266 | 1896 | 37.9 |
| 2004-05   | 17-14 | 31 | 6200 | 755   | 1955 | .386 | 140     | 503 | .278 | 401     | 657  | .810 | 368      | 617 | 1116 | 36.0 | 593 | 14  | 465 | 553 | 90  | 388 | 2051 | 66.2 |
| 2005-06   | 14-15 | 29 | 5780 | 712   | 1886 | .378 | 202     | 604 | .334 | 289     | 440  | .657 | 439      | 641 | 1080 | 37.2 | 547 | 13  | 461 | 469 | 82  | 272 | 1915 | 66.0 |
| 2006-07   | 18-13 | 31 | 6275 | 790   | 2030 | .389 | 158     | 543 | .291 | 433     | 618  | .701 | 465      | 791 | 1256 | 40.5 | 514 | 7   | 462 | 517 | 165 | 307 | 2171 | 70.0 |
| 2007-08   | 17-13 | 30 | 6000 | 741   | 1729 | .429 | 155     | 498 | .311 | 331     | 474  | .698 | 378      | 736 | 1114 | 37.1 | 424 | 9   | 414 | 483 | 130 | 231 | 1968 | 65.6 |
| 2008-09   | 18-14 | 32 | 6450 | 780   | 1953 | .399 | 200     | 658 | .304 | 373     | 559  | .667 | 473      | 764 | 1237 | 38.7 | 550 | 10  | 399 | 524 | 130 | 305 | 2133 | 66.7 |
| 2010-11   | 22-12 | 34 | 6850 | 815   | 2039 | .400 | 169     | 531 | .318 | 397     | 614  | .647 | 454      | 879 | 1333 | 39.2 | 513 | 5   | 420 | 520 | 129 | 296 | 2196 | 64.6 |
| 2011-12   | 24-9  | 33 | 6700 | 751   | 1957 | .384 | 167     | 580 | .288 | 380     | 583  | .652 | 510      | 767 | 1277 | 38.7 | 503 | 8   | 431 | 488 | 127 | 317 | 2049 | 62.1 |
| 2012-13   | 20-13 | 33 | 6725 | 802   | 1992 | .403 | 163     | 549 | .297 | 422     | 621  | .680 | 472      | 822 | 1294 | 39.2 | 545 | 12  | 496 | 506 | 131 | 312 | 2189 | 66.3 |
| 2013-14   | 19-11 | 30 | 6000 | 714   | 1737 | .411 | 177     | 508 | .348 | 392     | 572  | .685 | 394      | 690 | 1084 | 36.1 | 512 | 7   | 452 | 397 | 139 | 277 | 1997 | 66.6 |
| 2014-15   | 18-14 | 32 | 6425 | 659   | 1800 | .366 | 155     | 524 | .296 | 437     | 669  | .653 | 438      | 845 | 1283 | 40.1 | 548 | 9   | 383 | 421 | 112 | 212 | 1910 | 59.7 |
| 2015-16   | 12-18 | 30 | 6050 | 676   | 1850 | .424 | 111     | 424 | .262 | 341     | 505  | .675 | 431      | 752 | 1183 | 39.4 | 558 | 14  | 343 | 465 | 91  | 209 | 1804 | 60.1 |
| 2016-17   | 13-17 | 30 | 6000 | 719   | 1807 | .398 | 177     | 535 | .331 | 309     | 465  | .665 | 405      | 745 | 1150 | 38.3 | 514 | 10  | 376 | 434 | 114 | 223 | 1924 | 64.1 |
| 2017-18   | 13-18 | 31 | 6200 | 756   | 2077 | .364 | 237     | 826 | .287 | 355     | 496  | .675 | 393      | 780 | 1173 | 37.8 | 503 | 8   | 374 | 360 | 105 | 211 | 2084 | 67.2 |
| 2018-19   | 22-15 | 37 | 7425 | 961   | 2413 | .398 | 296     | 922 | .321 | 518     | 710  | .730 | 421      | 933 | 1354 | 36.6 | 620 | 5   | 427 | 427 | 146 | 315 | 2736 | 73.9 |
| 2019-20   | 24-8  | 32 | 6425 | 921   | 2073 | .444 | 314     | 808 | .389 | 512     | 679  | .754 | 313      | 888 | 1201 | 37.5 | 475 | 3   | 423 | 521 | 116 | 273 | 2668 | 83.4 |
| 2020-21   | 19-9  | 28 | 5602 | 785   | 1763 | .445 | 267     | 686 | .389 | 468     | 636  | .736 | 220      | 704 | 924  | 33.0 | 440 | 2   | 339 | 301 | 78  | 218 | 2305 | 82.3 |



# YEARLY LEADERS

## POINTS

|                                   |     |
|-----------------------------------|-----|
| 2020-21 Chelsea Dungee, R-Sr.     | 603 |
| 2019-20 Chelsea Dungee, R-Jr.     | 541 |
| 2018-19 Chelsea Dungee, R-So.     | 759 |
| 2017-18 Malica Monk, Jr.          | 494 |
| 2016-17 Jessica Jackson, Sr.      | 426 |
| 2015-16 Jessica Jackson, Jr.      | 477 |
| 2014-15 Jessica Jackson, So.      | 477 |
| 2013-14 Jessica Jackson, Fr.      | 485 |
| 2012-13 Sarah Watkins, Sr.        | 422 |
| 2011-12 C'eira Ricketts, Jr.      | 373 |
| 2010-11 C'eira Ricketts, Sr.      | 372 |
| 2009-10 Charity Ford, Sr.         | 378 |
| 2008-09 C'eira Ricketts, Fr.      | 402 |
| 2007-08 Ayana Brereton, Sr.       | 344 |
| 2006-07 Lauren Ervin, Jr.         | 395 |
| 2005-06 Dominique Washington, Jr. | 246 |
| 2004-05 Sarah Pfeifer, So.        | 383 |
| 2003-04 Shameka Christon*, Sr.    | 611 |
| 2002-03 Shameka Christon, Jr.     | 496 |
| 2001-02 Shameka Christon, So.     | 517 |
| 2000-01 Wendi Willits, Sr.        | 430 |
| 1999-00 Wendi Willits, Jr.        | 451 |
| 1998-99 Wendi Willits, So.        | 470 |
| 1997-98 Karyn Karlin, So.         | 501 |
| 1996-97 Kimberly Wilson, Sr.      | 434 |
| 1995-96 Kimberly Wilson, Jr.      | 502 |
| 1994-95 Stephanie Bloomer, Sr.    | 417 |
| 1993-94 Kimberly Wilson, Fr.      | 384 |
| 1992-93 Shea Henderson, Jr.       | 252 |
| 1991-92 Amber Nicholas, Sr.       | 276 |
| 1990-91 Delmonica DeHorney*, Sr.  | 583 |
| 1989-90 Delmonica DeHorney*, Jr.  | 581 |
| 1988-89 Shelly Wallace, Sr.       | 692 |
| 1987-88 Shelly Wallace, Jr.       | 463 |
| 1986-87 Lanell Dawson, Sr.        | 453 |
| 1985-86 Lanell Dawson, Jr.        | 344 |
| 1984-85 Bettye Fiscus, Sr.        | 554 |
| 1983-84 Amanda Holley, Sr.        | 411 |
| 1982-83 Bettye Fiscus, So.        | 476 |
| 1981-82 Bettye Fiscus, Fr.        | 655 |
| 1980-81 Cheryl Orcholski, Fr.     | 319 |
| 1979-80 Lita Stricklin, So.       | 442 |
| 1978-79 Lita Stricklin, Fr.       | 365 |
| 1977-78 Debbie Roe, Sr.           | 300 |

## SCORING AVERAGE

|                                 |      |
|---------------------------------|------|
| 2020-21 Chelsea Dungee, R-Sr.   | 22.3 |
| 2019-20 Chelsea Dungee, R-Jr.   | 16.9 |
| 2018-19 Chelsea Dungee, R-So.   | 20.5 |
| 2017-18 Malica Monk, Jr.        | 15.9 |
| 2016-17 Jessica Jackson, Sr.    | 14.7 |
| 2015-16 Jessica Jackson, Jr.    | 16.5 |
| 2014-15 Jessica Jackson, So.    | 14.9 |
| 2013-14 Jessica Jackson, Fr.    | 16.2 |
| 2012-13 Sarah Watkins, Sr.      | 12.8 |
| 2011-12 C'eira Ricketts, Sr.    | 11.3 |
| 2010-11 Keira Peak, Fr.         | 14.0 |
| 2009-10 Charity Ford, Sr.       | 11.6 |
| 2008-09 C'eira Ricketts, Fr.    | 12.6 |
| 2007-08 Lauren Ervin, Sr.       | 16.0 |
| 2006-07 Lauren Ervin, Jr.       | 12.7 |
| 2005-06 Brittney Vaughn, So.    | 10.4 |
| 2004-05 Sarah Pfeifer, So.      | 12.4 |
| 2003-04 Shameka Christon, Sr.   | 21.8 |
| 2002-03 Shameka Christon, Jr.   | 15.5 |
| 2001-02 Shameka Christon, So.   | 16.7 |
| 2000-01 Wendi Willits, Sr.      | 13.0 |
| 1999-00 Wendi Willits, Jr.      | 14.1 |
| 1998-99 Karyn Karlin, Jr.       | 16.0 |
| 1997-98 Karyn Karlin, So.       | 15.2 |
| 1996-97 Kimberly Wilson, Sr.    | 15.5 |
| 1995-96 Christy Smith, So.      | 16.5 |
| 1994-95 Stephanie Bloomer, Sr.  | 14.4 |
| 1993-94 Kimbrly Wilson, Fr.     | 13.2 |
| 1992-93 Shea Henderson, Jr.     | 9.3  |
| 1991-92 Sha Hopson, So.         | 18.1 |
| 1990-91 Delmonica DeHorney, Sr. | 18.2 |
| 1989-90 Delmonica DeHorney, Jr. | 20.0 |
| 1988-89 Shelly Wallace, Sr.     | 23.1 |
| 1987-88 Shelly Wallace, Jr.     | 16.5 |
| 1986-87 Tracy Webb, Sr.         | 14.1 |
| 1985-86 Monica Brown, Jr.       | 13.9 |
| 1984-85 Bettye Fiscus, Sr.      | 19.8 |
| 1983-84 Bettye Fiscus, Jr.      | 16.9 |
| 1982-83 Bettye Fiscus, So.      | 18.3 |
| 1981-82 Bettye Fiscus, Fr.      | 18.7 |
| 1980-81 Cheryl Orcholski        | 11.0 |
| 1979-80 NA                      | NA   |
| 1978-79 NA                      | NA   |
| 1977-78 NA                      | NA   |
| 1976-77 NA                      | NA   |

## FG MADE

|                                   |     |
|-----------------------------------|-----|
| 2020-21 Chelsea Dungee, R-Sr.     | 184 |
| 2019-20 Chelsea Dungee, R-Jr.     | 171 |
| 2018-19 Chelsea Dungee, R-So.     | 232 |
| 2017-18 Malica Monk, Jr.          | 171 |
| 2016-17 Jessica Jackson, Sr.      | 145 |
| 2015-16 Jessica Jackson, Jr.      | 170 |
| 2014-15 Jessica Jackson, So.      | 161 |
| 2013-14 Jessica Jackson, Fr.      | 163 |
| 2012-13 Sarah Watkins, Sr.        | 159 |
| 2011-12 C'eira Ricketts, Sr.      | 145 |
| 2010-11 C'eira Ricketts, Jr.      | 171 |
| 2009-10 Charity Ford, Sr.         | 144 |
| 2008-09 C'eira Ricketts, Fr.      | 156 |
| 2007-08 Ayana Brereton, Jr.       | 137 |
| 2006-07 Lauren Ervin, Jr.         | 158 |
| 2005-06 Dominique Washington, Jr. | 98  |
| 2004-05 Sarah Pfeifer, So.        | 147 |
| 2003-04 Shameka Christon, Sr.     | 219 |
| 2002-03 Shameka Christon, Jr.     | 193 |
| 2001-02 Shameka Christon, So.     | 197 |
| 2000-01 Wendi Willits, Sr.        | 139 |
| 1999-00 Wendi Willits, Jr.        | 149 |
| 1998-99 Wendi Willits, So.        | 143 |
| 1997-98 Karyn Karlin, So.         | 198 |
| 1996-97 Kimberly Wilson, Sr.      | 160 |
| 1995-96 Kimberly Wilson, Jr.      | 173 |
| 1994-95 Kimberly Wilson, So.      | 149 |
| 1993-94 Kimberly Wilson, Fr.      | 134 |
| 1992-93 Shea Henderson, Jr.       | 95  |
| 1991-92 Blair Savage, Jr.         | 108 |
| 1990-91 Delmonica DeHorney, Sr.   | 227 |
| 1989-90 Delmonica DeHorney, Jr.   | 219 |
| 1988-89 Shelly Wallace, Sr.       | 267 |
| 1987-88 Shelly Wallace, Jr.       | 184 |
| 1986-87 Lanell Dawson, So.        | 186 |
| 1985-86 Lanell Dawson, Fr.        | 168 |
| 1984-85 Bettye Fiscus, Sr.        | 219 |
| 1983-84 Amanda Holley, Jr.        | 171 |
| 1982-83 Amanda Holley, So.        | 183 |
| 1981-82 Bettye Fiscus, Fr.        | 236 |
| 1980-81 Cheryl Orcholski          | 141 |
| 1979-80 NA                        | NA  |
| 1978-79 NA                        | NA  |
| 1977-78 NA                        | NA  |
| 1976-77 NA                        | NA  |

## FG ATTEMPTS

|                                   |     |
|-----------------------------------|-----|
| 2020-21 Chelsea Dungee, R-Sr.     | 434 |
| 2019-20 Chelsea Dungee, R-Jr.     | 458 |
| 2018-19 Chelsea Dungee, R-So.     | 574 |
| 2017-18 Malica Monk, Jr.          | 488 |
| 2016-17 Jessica Jackson, Sr.      | 388 |
| 2015-16 Jessica Jackson, Jr.      | 418 |
| 2014-15 Jessica Jackson, So.      | 431 |
| 2013-14 Jessica Jackson, Fr.      | 385 |
| 2012-13 Sarah Watkins, Sr.        | 343 |
| 2011-12 C'eira Ricketts, Sr.      | 343 |
| 2010-11 C'eira Ricketts, Jr.      | 449 |
| 2009-10 Charity Ford, Sr.         | 348 |
| 2008-09 C'eira Ricketts, Fr.      | 365 |
| 2007-08 Ayana Brereton, Jr.       | 297 |
| 2006-07 Donica Cosby, Fr.         | 323 |
| 2005-06 Dominique Washington, Jr. | 251 |
| 2004-05 Sarah Pfeifer, So.        | 330 |
| 2003-04 Shameka Christon, Sr.     | 500 |
| 2002-03 Shameka Christon, Jr.     | 434 |
| 2001-02 Shameka Christon, So.     | 417 |
| 2000-01 Wendi Willits, Sr.        | 367 |
| 1999-00 Wendi Willits, Jr.        | 370 |
| 1998-99 Wendi Willits, So.        | 322 |
| 1997-98 Karyn Karlin, So.         | 411 |
| 1996-97 Kimberly Wilson, Sr.      | 366 |
| 1995-96 Kimberly Wilson, Jr.      | 343 |
| 1994-95 Kimberly Wilson, So.      | 355 |
| 1993-94 Kimberly Wilson, Fr.      | 330 |
| 1992-93 Shea Henderson, Jr.       | 235 |
| 1991-92 Blair Savage, Jr.         | 212 |
| 1990-91 Delmonica DeHorney, Sr.   | 359 |
| 1989-90 Juliet Jackson, Sr.       | 389 |
| 1988-89 Shelly Wallace, Sr.       | 426 |
| 1987-88 Shelly Wallace, Jr.       | 320 |
| 1986-87 Tracy Webb, Sr.           | 358 |
| 1985-86 Lanell Dawson, Fr.        | 319 |
| 1984-85 Bettye Fiscus, Sr.        | 439 |
| 1983-84 Amanda Holley, Jr.        | 318 |
| 1982-83 Amanda Holley, So.        | 344 |
| 1981-82 Bettye Fiscus, Fr.        | 486 |
| 1980-81 Cheryl Orcholski          | 310 |
| 1979-80 NA                        | NA  |
| 1978-79 NA                        | NA  |
| 1977-78 NA                        | NA  |
| 1976-77 NA                        | NA  |





# YEARLY LEADERS

## FG PCT. (MIN. 100 ATT.)

|         |                                |      |
|---------|--------------------------------|------|
| 2020-21 | Erynn Barnum (85-145), RSo.    | .586 |
| 2019-20 | Taylah Thomas (71-125), Jr.    | .568 |
| 2018-19 | Kiara Williams (104-172), Jr.  | .605 |
| 2017-18 | Kiara Williams (105-201), So.  | .522 |
| 2016-17 | Keiryn Swenson (89-179), So.   | .437 |
| 2015-16 | Alecia Cooley (74-148), Jr.    | .500 |
| 2014-15 | Melissa Wolff (118-258), Jr.   | .457 |
| 2013-14 | Jhasmin Bowen (99-193), Jr.    | .513 |
| 2012-13 | Jhasmin Bowen (90-179), So.    | .503 |
| 2011-12 | C'eira Ricketts (152-371), Sr. | .410 |
| 2010-11 | Ashley Daniels (111-226), Jr.  | .491 |
| 2009-10 | Ashley Daniels (74-142), So.   | .521 |
| 2008-09 | Whitney Jones (131-277)        | .473 |
| 2007-08 | Lauren Ervin (99-186)          | .532 |
| 2006-07 | Lauren Ervin (158-279)         | .566 |
| 2005-06 | Whitney Jones (70-146)         | .480 |
| 2004-05 | Danielle Allen (120-257)       | .467 |
| 2003-04 | Ruby Vaden (98-174)            | .563 |
| 2002-03 | Ruby Vaden (94-207)            | .454 |
| 2001-02 | Shameka Christon (197-418)     | .471 |
| 2000-01 | Lonniya Bragg (138-252)        | .548 |
| 1999-00 | Lonniya Bragg (127-214)        | .594 |
| 1998-99 | Lonniya Bragg (115-204)        | .564 |
| 1997-98 | Karen Jones (61-109)           | .560 |
| 1996-97 | Shaka Massey (119-231)         | .515 |
| 1995-96 | Shaka Massey (162-283)         | .571 |
| 1994-95 | Karen Jones (65-107)           | .608 |
| 1993-94 | Kelly Johnson (119-220)        | .541 |
| 1992-93 | Blair Savage (89-182)          | .489 |
| 1991-92 | Blair Savage (108-212)         | .509 |
| 1990-91 | Del. DeHorney (227-359)        | .632 |
| 1989-90 | Del. DeHorney (219-349)        | .628 |
| 1988-89 | Shelly Wallace (267-426)       | .627 |
| 1987-88 | Del. DeHorney (146-243)        | .601 |
| 1986-87 | Shelly Wallace (99-191)        | .518 |
| 1985-86 | Monica Brown (118-217)         | .544 |
| 1984-85 | Bettye Fiscus (219-439)        | .500 |
| 1983-84 | Bettye Fiscus (158-296)        | .534 |
| 1982-83 | Amanda Holley (183-344)        | .532 |
| 1981-82 | Kim Bunge (160-328)            | .488 |
| 1980-81 | Mary Munsch (100-211)          | .474 |
| 1979-80 | Lita Stricklin (179-352)       | .508 |
| 1978-79 | Lita Stricklin (109-229)       | .475 |

## 3-POINT FG

|         |                       |     |
|---------|-----------------------|-----|
| 2020-21 | Amber Ramirez, R-Sr.  | 77  |
| 2019-20 | Amber Ramirez, R-Jr   | 106 |
| 2018-19 | Alexis Toftree, Jr.   | 77  |
| 2017-18 | Devin Cospier, Gr.    | 65  |
| 2016-17 | Jessica Jackson, Sr.  | 46  |
| 2015-16 | Jessica Jackson, Jr.  | 48  |
| 2014-15 | Jessica Jackson, So.  | 56  |
| 2013-14 | Jessica Jackson, Fr.  | 48  |
| 2012-13 | Calli Berna, So.      | 34  |
| 2011-12 | Lyndsay Harris, Sr.   | 71  |
| 2010-11 | Lyndsay Harris, Jr.   | 81  |
| 2009-10 | Lyndsay Harris, So.   | 75  |
| 2008-09 | Lyndsay Harris, Fr.   | 56  |
| 2007-08 | Charity Ford, So.     | 38  |
| 2006-07 | Donica Cosby, Fr.     | 52  |
| 2005-06 | Leslie Howard, Jr.    | 49  |
| 2004-05 | Rochelle Vaughn, Jr.  | 41  |
| 2003-04 | Shameka Christon, Sr. | 47  |
| 2002-03 | India Lewis, Sr.      | 76  |
| 2001-02 | India Lewis, Jr.      | 89  |
| 2000-01 | Wendi Willits, Sr.    | 87  |
| 1999-00 | Wendi Willits, Jr.    | 73  |
| 1998-99 | Wendi Willits, So.    | 104 |
| 1997-98 | Wendi Willits, Fr.    | 52  |
| 1996-97 | Kimberly Wilson, Sr.  | 57  |
| 1995-96 | Kimberly Wilson, Jr.  | 89  |
| 1994-95 | Kimberly Wilson, So.  | 60  |
| 1993-94 | Kimberly Wilson, Fr.  | 61  |
| 1992-93 | Shannon Jones, Jr.    | 29  |
| 1991-92 | Amber Nicholas, Sr.   | 31  |
| 1990-91 | Amber Nicholas, Jr.   | 41  |
| 1989-90 | Amber Nicholas, So.   | 31  |
| 1988-89 | Lisa Martin, Sr.      | 43  |
| 1987-88 | Lisa Martin, Jr.      | 23  |

## 3-POINT FGA

|         |                       |     |
|---------|-----------------------|-----|
| 2020-21 | Amber Ramirez, R-Sr.  | 177 |
| 2019-20 | Amber Ramirez, R-Jr   | 237 |
| 2018-19 | Alexis Toftree, Jr.   | 268 |
| 2017-18 | Devin Cospier, Gr.    | 229 |
| 2016-17 | Jessica Jackson, Sr.  | 138 |
| 2015-16 | Jessica Jackson, Jr.  | 150 |
| 2014-15 | Jessica Jackson, So.  | 163 |
| 2013-14 | Jessica Jackson, Fr.  | 125 |
| 2012-13 | Calli Berna, So.      | 117 |
| 2011-12 | Lyndsay Harris, Sr.   | 213 |
| 2010-11 | Lyndsay Harris, Jr.   | 232 |
| 2009-10 | Lyndsay Harris, So.   | 220 |
| 2008-09 | Lyndsay Harris, Fr.   | 193 |
| 2007-08 | Charity Ford, So.     | 123 |
| 2006-07 | Donica Cosby, Fr.     | 172 |
| 2005-06 | Rochelle Vaughn, Sr.  | 138 |
| 2004-05 | Rochelle Vaughn, Jr.  | 138 |
| 2003-04 | Shameka Christon, Sr. | 129 |
| 2002-03 | India Lewis, Sr.      | 234 |
| 2001-02 | India Lewis, Jr.      | 271 |
| 2000-01 | Wendi Willits, Sr.    | 215 |
| 1999-00 | Wendi Willits, Jr.    | 184 |
| 1998-99 | Wendi Willits, So.    | 226 |
| 1997-98 | Wendi Willits, Fr.    | 146 |
| 1996-97 | Kimberly Wilson, Sr.  | 153 |
| 1995-96 | Kimberly Wilson, Jr.  | 192 |
| 1994-95 | Kimberly Wilson, So.  | 167 |
| 1993-94 | Kimberly Wilson, Fr.  | 161 |
| 1992-93 | Shannon Jones, Jr.    | 110 |
| 1991-92 | Amber Nicholas, Sr.   | 88  |
| 1990-91 | Amber Nicholas, Jr.   | 86  |
| 1989-90 | Amber Nicholas, So.   | 71  |
| 1988-89 | Lisa Martin, Sr.      | 120 |
| 1987-88 | Lisa Martin, Jr.      | 59  |

## THREE-POINT PCT. (MIN. 40 ATT.)

|         |                               |      |
|---------|-------------------------------|------|
| 2020-21 | Amber Ramirez, R-Sr. (77-177) | .435 |
| 2019-20 | Amber Ramirez (106-237)       | .447 |
| 2018-19 | Jailyn Mason, Jr. (49-129)    | .380 |
| 2017-18 | Jailyn Mason (47-130), So.    | .367 |
| 2016-17 | Keiryn Swenson (31-71), So.   | .437 |
| 2015-16 | Jess Jackson (48-150), Jr.    | .320 |
| 2014-15 | Jess Jackson (56-163), So.    | .344 |
| 2013-14 | Jess Jackson (48-125), Fr.    | .384 |
| 2012-13 | Erin Gatling (30-79), Sr.     | .380 |
| 2011-12 | Lyndsay Harris (71-213), Sr.  | .333 |
| 2010-11 | Sarah Watkins (23-64), So.    | .359 |
| 2009-10 | Lyndsay Harris (75-220), So.  | .341 |
| 2008-09 | Ayanna Brereton (27-32)       | .404 |
| 2007-08 | Brittney Vaughn (28-65)       | .431 |
| 2006-07 | D. Washington (64-173)        | .370 |
| 2005-06 | Kristin Peoples (27-61)       | .443 |
| 2004-05 | Sheree Thompson (30-92)       | .326 |
| 2003-04 | Shameka Christon (47-129)     | .364 |
| 2002-03 | Shameka Christon (29-81)      | .358 |
| 2001-02 | India Lewis (89-271)          | .328 |
| 2000-01 | Wendi Willits (87-215)        | .405 |
| 1999-00 | India Lewis (66-166)          | .398 |
| 1998-99 | Wendi Willits (104-226)*      | .460 |
| 1997-98 | Wendi Willits (52-146)        | .356 |
| 1996-97 | Kimberly Wilson (57-153)*     | .373 |
| 1995-96 | Kimberly Wilson (89-192)      | .464 |
| 1994-95 | Kimberly Wilson (60-167)      | .359 |
| 1993-94 | Kimberly Wilson (61-161)      | .379 |
| 1992-93 | Angela Davis (12-34)*         | .353 |
| 1991-92 | Sha Hopson (19-43)            | .442 |
| 1990-91 | Amber Nicholas (41-86)        | .477 |
| 1989-90 | Amber Nicholas (31-71)        | .437 |
| 1988-89 | Amber Nicholas (18-46)        | .391 |
| 1987-88 | Lisa Martin (23-59)           | .390 |
| 1986-87 | Juliet Jackson (1-6)!         | .167 |

## FT MADE

|         |                         |     |
|---------|-------------------------|-----|
| 2020-21 | Chelsea Dungee, R-Sr.   | 177 |
| 2019-20 | Chelsea Dungee, R-Jr.   | 146 |
| 2018-19 | Chelsea Dungee, R-So.   | 229 |
| 2017-18 | Malica Monk, Jr.        | 114 |
| 2016-17 | Jessica Jackson, Sr.    | 90  |
| 2015-16 | Jessica Jackson, Jr.    | 89  |
| 2014-15 | Kelsey Brooks, So.      | 132 |
| 2013-14 | Jessica Jackson, Fr.    | 111 |
| 2012-13 | Sarah Watkins, Sr.      | 101 |
| 2011-12 | Sarah Watkins, Jr.      | 82  |
| 2010-11 | C'eira Ricketts, Jr.    | 101 |
| 2009-10 | Ashley Daniels, So.     | 57  |
| 2008-09 | C'eira Ricketts, Fr.    | 78  |
| 2007-08 | Brittney Vaughn, Sr.    | 74  |
| 2006-07 | Donica Cosby, Fr.       | 81  |
| 2005-06 | Kristin Peoples, Jr.    | 50  |
| 2004-05 | Kristin Peoples, So.    | 113 |
| 2003-04 | Shameka Christon, Sr.   | 126 |
| 2002-03 | Dana Cherry, Sr.        | 93  |
|         | India Lewis, Sr.        | 93  |
| 2001-02 | Dana Cherry, Jr.        | 93  |
| 2000-01 | Lonniya Bragg, Sr.      | 83  |
| 1999-00 | Karyn Karlin, Sr.       | 82  |
| 1998-99 | Sytia Messer, Sr.       | 110 |
| 1997-98 | Christy Smith, Sr.      | 119 |
| 1996-97 | Christy Smith, Jr.      | 98  |
| 1995-96 | Christy Smith, So.      | 110 |
| 1994-95 | Christy Smith, Fr.      | 134 |
| 1993-94 | Shea Henderson, Sr.     | 127 |
| 1992-93 | Angela Davis, Sr.       | 60  |
| 1991-92 | Stephanie Bloomer, Fr.  | 54  |
| 1990-91 | Delmonica DeHorney, Sr. | 129 |
| 1989-90 | Delmonica DeHorney, Jr. | 143 |
| 1988-89 | Shelly Wallace, Sr.     | 158 |
| 1987-88 | Delmonica DeHorney, Fr. | 117 |
| 1986-87 | Tracy Webb, Sr.         | 116 |
| 1985-86 | Tracy Webb, Jr.         | 91  |
| 1984-85 | Bettye Fiscus, Sr.      | 116 |
| 1983-84 | Bettye Fiscus, Jr.      | 72  |
| 1982-83 | Bettye Fiscus, So.      | 114 |
| 1981-82 | Bettye Fiscus, Fr.      | 183 |
| 1980-81 | Monica Van Parys        | 78  |

## FT ATTEMPTS

|         |                         |     |
|---------|-------------------------|-----|
| 2020-21 | Chelsea Dungee, R-Sr.   | 224 |
| 2019-20 | Chelsea Dungee, R-Jr.   | 189 |
| 2018-19 | Chelsea Dungee, R-So    | 275 |
| 2017-18 | Malica Monk, Jr.        | 146 |
| 2016-17 | Jessica Jackson, Sr.    | 128 |
| 2015-16 | Jessica Jackson, Jr.    | 121 |
| 2014-15 | Kelsey Brooks, So.      | 199 |
| 2013-14 | Jessica Jackson, Fr.    | 138 |
| 2012-13 | Sarah Watkins, Sr.      | 129 |
| 2011-12 | Sarah Watkins, Jr.      | 111 |
| 2010-11 | C'eira Ricketts, Jr.    | 148 |
| 2009-10 | Ashley Daniels, So.     | 77  |
| 2008-09 | C'eira Ricketts, Fr.    | 111 |
| 2007-08 | Brittney Vaughn, Sr.    | 110 |
| 2006-07 | Lauren Ervin, Jr.       | 107 |
| 2005-06 | Kristin Peoples, Jr.    | 62  |
| 2004-05 | Kristin Peoples, So.    | 163 |
| 2003-04 | Shameka Christon, Sr.   | 166 |
| 2002-03 | Dana Cherry, Sr.        | 125 |
| 2001-02 | Shameka Christon, So.   | 133 |
| 2000-01 | Lonniya Bragg, Sr.      | 128 |
| 1999-00 | Karyn Karlin, Sr.       | 115 |
| 1998-99 | Sytia Messer, Sr.       | 139 |
| 1997-98 | Christy Smith, Sr.      | 143 |
| 1996-97 | Christy Smith, Jr.      | 121 |
| 1995-96 | Christy Smith, So.      | 138 |
| 1994-95 | Christy Smith, Fr.      | 149 |
| 1993-94 | Shea Henderson, Sr.     | 194 |
| 1992-93 | Shannon Jones, Jr.      | 76  |
| 1991-92 | Stephanie Bloomer, Fr.  | 82  |
| 1990-91 | Delmonica DeHorney, Sr. | 177 |
| 1989-90 | Delmonica DeHorney, Jr. | 213 |
| 1988-89 | Shelly Wallace, Sr.     | 220 |
| 1987-88 | Delmonica DeHorney, Fr. | 170 |
| 1986-87 | Tracy Webb, Sr.         | 145 |
| 1985-86 | Tracy Webb, Jr.         | 130 |
| 1984-85 | Bettye Fiscus, Sr.      | 148 |
| 1983-84 | Amanda Holley, Jr.      | 97  |
| 1982-83 | Bettye Fiscus, So.      | 151 |
| 1981-82 | Bettye Fiscus, Fr.      | 229 |
| 1980-81 | Monica Van Parys        | 119 |
| 1979-80 | NA                      | NA  |
| 1978-79 | NA                      | NA  |
| 1977-78 | NA                      | NA  |
| 1976-77 | NA                      | NA  |



# YEARLY LEADERS

## FREE THROW PCT.

(MIN. 50 ATT.)

|         |                                 |      |
|---------|---------------------------------|------|
| 2020-21 | Amber Ramirez, R-Sr. (42-52)    | .808 |
| 2019-20 | Alexis Tolefree, Sr (95-114)    | .833 |
| 2018-19 | Chelsea Dungee, R-So. (229-275) | .833 |
| 2017-18 | Malica Monk (114-146), Jr.      | .781 |
| 2016-17 | Jessica Jackson (90-128), Sr.   | .703 |
| 2015-16 | Jess Jackson (89-121), Jr.      | .736 |
| 2014-15 | Jess Jackson (99-126), So.      | .786 |
| 2013-14 | Jess Jackson (111-138), Fr.     | .804 |
| 2012-13 | Erin Gatling (40-51), Sr.       | .784 |
| 2011-12 | Sarah Watkins (82-111), Jr.     | .739 |
| 2010-11 | Lyndsay Harris (45-65), Sr.     | .692 |
| 2009-10 | Charity Ford (55-63), Sr.       | .873 |
| 2008-09 | Charity Ford (43-59), Jr.       | .729 |
| 2007-08 | Lauren Ervin (45-55), Jr.       | .818 |
| 2006-07 | Sarah Pfeifer (55-68), Sr.      | .809 |
| 2005-06 | Kristin Peoples (50-62)         | .807 |
| 2004-05 | Sarah Pfeifer (89-126)          | .706 |
| 2003-04 | Shameka Christon (126-166)      | .759 |
| 2002-03 | India Lewis (93-109)            | .853 |
| 2001-02 | India Lewis (62-74)             | .838 |
| 2000-01 | Wendi Willits (65-78)           | .833 |
| 1999-00 | Wendi Willits (80-94)           | .851 |
| 1998-99 | Wendi Willits (70-87)           | .805 |
| 1997-98 | Christy Smith (119-143)         | .832 |
| 1996-97 | Kimberly Wilson (57-68)         | .838 |
| 1995-96 | Kimberly Wilson (67-78)         | .859 |
| 1994-95 | Christy Smith (134-149)**       | .899 |
| 1993-94 | Kelly Johnson (59-74)           | .797 |
| 1992-93 | Angela Davis (60-73)            | .822 |
| 1991-92 | Amber Nicholas (49-56)          | .875 |
| 1990-91 | Amber Nicholas (53-66)          | .803 |
| 1989-90 | Amber Nicholas (46-53)          | .868 |
| 1988-89 | Shelly Wallace (158-220)        | .718 |
| 1987-88 | Robyn Irwin (58-83)             | .699 |
| 1986-87 | Tracy Webb (116-145)            | .800 |
| 1985-86 | Debra Williams (45-61)          | .738 |
| 1984-85 | Bettye Fiscus (61-83)           | .735 |
| 1983-84 | Cheryl Orcholski (49-58)        | .845 |
| 1982-83 | Bettye Fiscus (114-151)         | .755 |
| 1981-82 | Connie Fitzgerald (57-69)       | .826 |
| 1980-81 | Mary Munsch (48-66)             | .727 |
| 1979-80 | Lita Stricklin (84-135)         | .622 |
| 1978-79 | Donna Bucella (31-44)           | .689 |

## REBOUNDS

|         |                         |     |
|---------|-------------------------|-----|
| 2020-21 | Taylah Thomas, Sr.      | 168 |
| 2019-20 | Taylah Thomas, Jr.      | 209 |
| 2018-19 | Kiara Williams, Jr.     | 243 |
| 2017-18 | Kiara Williams, So.     | 211 |
| 2016-17 | Jessica Jackson, Sr.    | 186 |
| 2015-16 | Melissa Wolff, Sr.      | 228 |
| 2014-15 | Melissa Wolff, Jr.      | 251 |
| 2013-14 | Jessica Jackson, Fr.    | 181 |
| 2012-13 | Quistelle Williams, Sr. | 231 |
| 2011-12 | Ashley Daniels, Sr.     | 210 |
| 2010-11 | Ashley Daniels, Jr.     | 248 |
| 2009-10 | Ashley Daniels, So.     | 184 |
| 2008-09 | Whitney Jones, Sr.      | 247 |
| 2007-08 | Whitney Jones, Jr.      | 211 |
| 2006-07 | Lauren Ervin, Jr.       | 319 |
| 2005-06 | Melissa Hobbs           | 142 |
| 2004-05 | Danielle Allen          | 166 |
| 2003-04 | Shameka Christon        | 195 |
| 2002-03 | Shameka Christon        | 194 |
| 2001-02 | Shameka Christon        | 193 |
| 2000-01 | Lonniya Bragg           | 221 |
| 1999-00 | Lonniya Bragg           | 204 |
| 1998-99 | Lonniya Bragg           | 168 |
| 1997-98 | Karyn Karlin            | 181 |
| 1996-97 | Karyn Karlin            | 193 |
| 1995-96 | Sytia Messer            | 177 |
| 1994-95 | Stephanie Bloomer       | 225 |
| 1993-94 | Yolanda Dickson         | 199 |
| 1992-93 | Stephanie Bloomer       | 168 |
| 1991-92 | Stephanie Bloomer       | 144 |
| 1990-91 | Blair Savage            | 217 |
| 1989-90 | Delmonica DeHorney      | 203 |
| 1988-89 | Shelly Wallace*         | 381 |
| 1987-88 | Shelly Wallace          | 329 |
| 1986-87 | Bronwyn Wynn            | 121 |
| 1985-86 | Sheila Burkes           | 194 |
| 1984-85 | Monica Brown            | 106 |
| 1983-84 | Amanda Holley           | 187 |
| 1982-83 | Amanda Holley           | 212 |
| 1981-82 | Bettye Fiscus           | 282 |
| 1980-81 | Monica Van Parys        | 183 |
| 1979-80 | Lita Stricklin          | 190 |
| 1978-79 | Lita Stricklin          | 175 |
| 1977-78 | Marsha Lackey-Vining    | 173 |

## REBOUNDING AVE

|         |                         |      |
|---------|-------------------------|------|
| 2020-21 | Taylah Thomas, Sr.      | 6.0  |
| 2019-20 | Taylah Thomas, Jr.      | 6.5  |
| 2018-19 | Kiara Williams, Jr.     | 6.6  |
| 2017-18 | Kiara Williams, So.     | 6.8  |
| 2016-17 | Jessica Jackson, Sr.    | 6.4  |
| 2015-16 | Jessica Jackson, Jr.    | 6.3  |
| 2014-15 | Jhasmin Bowen, Sr.      | 6.4  |
| 2013-14 | Jessica Jackson, Fr.    | 6.0  |
| 2012-13 | Keira Peak, Jr.         | 7.0  |
| 2011-12 | Ashley Daniels, Sr.     | 6.4  |
| 2010-11 | Ashley Daniels, Jr.     | 6.2  |
| 2009-10 | Ashley Daniels, So.     | 6.2  |
| 2008-09 | C'eira Ricketts, Fr.    | 6.3  |
| 2007-08 | Lauren Ervin, Sr.       | 11.0 |
| 2006-07 | Lauren Ervin, Jr.       | 10.2 |
| 2005-06 | Kristin Peoples, Jr.    | 11.9 |
| 2004-05 | Kristin Moore, Jr.      | 5.9  |
| 2003-04 | Shameka Christon, Sr.   | 6.9  |
| 2002-03 | Shameka Christon, Jr.   | 6.1  |
| 2001-02 | Shameka Christon, So.   | 6.2  |
| 2000-01 | Lonniya Bragg, Sr.      | 6.7  |
| 1999-00 | Lonniya Bragg, Jr.      | 6.6  |
| 1998-99 | Karyn Karlin, Jr.       | 6.3  |
| 1997-98 | Karyn Karlin, So.       | 5.5  |
| 1996-97 | Karyn Karlin, Fr.       | 6.9  |
| 1995-96 | Carrie Satttrfield, Fr. | 5.5  |
| 1994-95 | Kelly Johnson, Jr.      | 5.8  |
| 1993-94 | Yolanda Dickson, Sr.    | 6.9  |
| 1992-93 | Stephanie Bloomer, So.  | 6.2  |
| 1991-92 | Stephanie Bloomer, Fr.  | 5.8  |
| 1990-91 | Blair Savage, So.       | 6.8  |
| 1989-90 | Blair Savage, Fr.       | 5.6  |
| 1988-89 | Shelly Wallace, Sr.     | 12.7 |
| 1987-88 | Shelly Wallace, Jr.     | 11.8 |
| 1986-87 | Shelly Wallace, So.     | 5.8  |
| 1985-86 | Monica Brown, Jr.       | 7.9  |
| 1984-85 | Monica Brown, So.       | 6.5  |
| 1983-84 | Amanda Holley, Jr.      | 7.9  |
| 1982-83 | Bettye, Fiscus, So.     | 7.3  |
|         | Amanda Holley, So.      | 7.3  |
| 1981-82 | Betty Fiscus, Fr.       | 8.1  |
| 1980-81 | Kim Bunge               | 6.4  |
| 1979-80 | NA                      | NA   |
| 1978-79 | NA                      | NA   |
| 1977-78 | NA                      | NA   |
| 1976-77 | NA                      | NA   |

## ASSISTS

|         |                        |     |
|---------|------------------------|-----|
| 2020-21 | Destiny Slocum, R-Sr.  | 106 |
| 2019-20 | A'Tyanna Gauden, R-Jr. | 100 |
| 2018-19 | Malica Monk, Sr.       | 117 |
| 2017-18 | Malica Monk, Jr.       | 122 |
| 2016-17 | Jailyn Mason, Fr.      | 93  |
| 2015-16 | Jordan Danberry, Fr.   | 70  |
| 2014-15 | Calli Berna, Sr.       | 166 |
| 2013-14 | Calli Berna, Jr.       | 205 |
| 2012-13 | Calli Berna, So.       | 208 |
| 2011-12 | C'eira Ricketts, Sr.   | 143 |
| 2010-11 | C'eira Ricketts, Jr.   | 127 |
| 2009-10 | C'eira Ricketts, So.   | 121 |
| 2008-09 | C'eira Ricketts, Fr.   | 125 |
| 2007-08 | Brittney Vaughn, Sr.   | 128 |
| 2006-07 | Brittney Vaughn, Jr.   | 176 |
| 2005-06 | Brittney Vaughn, So.   | 120 |
| 2004-05 | Kristin Peoples        | 96  |
| 2003-04 | Rochelle Vaughn        | 156 |
| 2002-03 | Lakishia Harper        | 150 |
| 2001-02 | Amy Wright             | 205 |
| 2000-01 | Amy Wright             | 198 |
| 1999-00 | Amy Wright             | 142 |
| 1998-99 | Amy Wright             | 172 |
| 1997-98 | Christy Smith          | 146 |
| 1996-97 | Christy Smith          | 131 |
| 1995-96 | Kimberly Wilson        | 127 |
| 1994-95 | Christy Smith          | 133 |
| 1993-94 | Shea Henderson         | 123 |
| 1992-93 | Shea Henderson         | 68  |
| 1991-92 | Amber Nicholas         | 89  |
| 1990-91 | Amber Nicholas         | 180 |
| 1989-90 | Amber Nicholas         | 169 |
| 1988-89 | Donna Wilson           | 186 |
| 1987-88 | Donna Wilson           | 146 |
| 1986-87 | Tracy Webb             | 173 |
| 1985-86 | Tracy Webb             | 86  |
| 1984-85 | Tracy Webb             | 104 |
| 1983-84 | Tracy Webb             | 61  |
| 1982-83 | Cheryl Orcholski       | 101 |
| 1981-82 | Doris Gaiser           | 61  |
| 1980-81 | Leah Gordon            | 91  |
| 1979-80 | Kathy Caton            | 72  |
| 1978-79 | Kathy Caton            | 62  |
| 1977-78 | Marsha Lackey-Vining   | 74  |



# YEARLY LEADERS

## STEALS

|                              |    |
|------------------------------|----|
| 2020-21 Makayla Daniels, So. | 41 |
| 2019-20 Alexis Tolefree, Sr. | 51 |
| 2018-19 Alexis Tolefree, Jr. | 52 |
| 2017-18 Malica Monk, Jr.     | 50 |
| 2016-17 Malica Monk, So.     | 61 |
| 2015-16 Devin Cosper, So.    | 34 |
| 2014-15 Kelsey Brooks, So.   | 52 |
| 2013-14 Calli Berna, Jr.     | 60 |
| 2012-13 Keira Peak, Jr.      | 54 |
| 2011-12 C'eira Ricketts, Sr. | 88 |
| 2010-11 C'eira Ricketts, Jr. | 77 |
| 2009-10 C'eira Ricketts, So. | 73 |
| 2008-09 C'eira Ricketts, Fr. | 82 |
| 2007-08 Brittney Vaughn      | 58 |
| 2006-07 Brittney Vaughn      | 71 |
| 2005-06 Brittney Vaughn      | 43 |
| 2004-05 Rochelle Vaughn      | 63 |
| 2003-04 Rochelle Vaughn      | 57 |
| 2002-03 India Lewis          | 68 |
| 2001-02 India Lewis          | 72 |
| 2000-01 Amy Wright           | 54 |
| 1999-00 Karyn Karlin         | 47 |
| 1998-99 Amy Wright           | 38 |
| 1997-98 Christy Smith        | 54 |
| 1996-97 Karyn Karlin         | 55 |
| 1995-96 Kelly Johnson        | 49 |
| 1994-95 Christy Smith        | 89 |
| 1993-94 Shea Henderson       | 74 |
| 1992-93 Shea Henderson       | 58 |
| 1991-92 Amber Nicholas       | 66 |
| 1990-91 Sally Moore          | 68 |
| 1989-90 Amber Nicholas       | 67 |
| 1988-89 Shelly Wallace       | 70 |
| 1987-88 Juliet Jackson       | 61 |
| 1986-87 Tracy Webb           | 95 |
| 1985-86 Tracy Webb           | 70 |
| 1984-85 Tracy Webb           | 68 |
| 1983-84 Amanda Holley        | 54 |
| 1982-83 Bettye Fiscus        | 57 |
| 1981-82 Bettye Fiscus        | 76 |
| 1980-81 Connie Fitzgerald    | 80 |
| 1979-80 Lita Stricklin       | 88 |
| 1978-79 Sandy Scranton       | 54 |

## BLOCKS

|                                 |    |
|---------------------------------|----|
| 2020-21 Erynn Barnum, R-So.     | 23 |
| 2019-20 Erynn Barnum, R-Fr.     | 28 |
| 2018-19 Kiara Williams, Jr.     | 54 |
| 2017-18 Kiara Williams, So.     | 29 |
| 2016-17 Alecia Cooley, Sr.      | 28 |
| 2015-16 Jessica Jackson, Jr.    | 33 |
| 2014-15 Jessica Jackson, So.    | 33 |
| 2013-14 Jessica Jackson, Fr.    | 45 |
| 2012-13 Sarah Watkins, Sr.      | 40 |
| 2011-12 Sarah Watkins, Jr.      | 63 |
| 2010-11 Sarah Watkins, So.      | 58 |
| 2009-10 Sarah Watkins, Fr.      | 40 |
| 2008-09 Whitney Jones, Sr.      | 47 |
| 2007-08 Ayana Brereton, Jr.     | 33 |
| 2006-07 Lauren Ervin, Jr.       | 76 |
| 2005-06 Whitney Jones, Fr.      | 22 |
| 2004-05 Sarah Pfeifer, So.      | 22 |
| 2003-04 Shameka Christon, Sr.   | 46 |
| 2002-03 Shameka Christon, Jr.   | 35 |
| 2001-02 Shameka Christon, So.   | 47 |
| 2000-01 Shameka Christon, Fr.   | 29 |
| 1999-2000 Lonniya Bragg, Jr.    | 16 |
| 1998-99 Treva Christensen, Sr.  | 26 |
| 1997-98 Treva Christensen, Jr.  | 22 |
| 1996-97 Karyn Karlin, Fr.       | 35 |
| 1995-96 Shaka Massey, Fr.       | 39 |
| 1994-95 Stephanie Bloomer, Sr.  | 33 |
| 1993-94 Stephanie Bloomer, Jr.  | 35 |
| 1992-93 Stephanie Bloomer, So.  | 31 |
| 1991-92 Stephanie Bloomer, Fr.  | 27 |
| 1990-91 Delmonica DeHorney, Sr. | 70 |
| 1989-90 Delmonica DeHorney, Jr. | 83 |
| 1988-89 Robyn Irwin, Sr.        | 37 |
| 1987-88 Robyn Irwin, Jr.        | 33 |
| 1986-87 Bronwyn Wynn            | 23 |
| 1985-86 Robyn Irwin, Fr.        | 37 |
| 1984-85 Dianna Harris           | 6  |
| 1983-84 Amanda Holley, Jr.      | 42 |
| 1982-83 Amanda Holley, So.      | 50 |
| 1981-82 Amanda Holley, Fr.      | 55 |
| 1980-81 Kim Bunge               | 38 |
| 1979-80 NA                      | NA |
| 1978-79 NA                      | NA |
| 1977-78 NA                      | NA |
| 1976-77 NA                      | NA |

## PERSONAL FOULS

|                                 |     |
|---------------------------------|-----|
| 2020-21 Makayla Daniels, So.    | 75  |
| 2019-20 Taylah Thomas, Jr.      | 77  |
| 2018-19 Chelsea Dungee, R-So.   | 95  |
| 2017-18 Devin Cosper, Gr.       | 75  |
| 2016-17 Jessica Jackson, Sr.    | 80  |
| 2015-16 Jessica Jackson, Jr.    | 76  |
| 2014-15 Jhasmin Bowen, Sr.      | 99  |
| 2013-14 Jhasmin Bowen, Jr.      | 82  |
| 2012-13 Sarah Watkins, Sr.      | 104 |
| 2011-12 Sarah Watkins, Jr.      | 87  |
| 2010-11 Sarah Watkins, So.      | 93  |
| 2009-10 Lyndsay Harris, So.     | 104 |
| 2008-09 Whitney Jones, Jr.      | 98  |
| 2007-08 Sarah Pfeifer, Sr.      | 80  |
| 2006-07 Sarah Pfeifer, Jr.      | 84  |
| 2005-06 Kristin Moore           | 67  |
| 2004-05 Sarah Pfeifer, So.      | 83  |
| 2003-04 Rochelle Vaughn         | 84  |
| 2002-03 Shameka Christon, Jr.   | 88  |
| 2001-02 Kiesha Beard            | 80  |
| 2000-01 Shameka Christon, Fr.   | 90  |
| 1999-2000 Brandi Whitehead      | 85  |
| 1998-99 Sytia Messer, Sr.       | 93  |
| 1997-98 Sytia Messer, Jr.       | 93  |
| 1996-97 Shaka Massy, So.        | 77  |
| 1995-96 Shaka Massy, Fr.        | 98  |
| 1994-95 Stephanie Bloomer, Sr.  | 84  |
| 1993-94 Shannon Jones, Sr.      | 87  |
| 1992-93 Yolanda Dickson         | 81  |
| 1991-92 Stephanie Bloomer, Fr.  | 77  |
| 1990-91 Blair Savage            | 82  |
| 1989-90 Delmonica DeHorney, Jr. | 97  |
| 1988-89 Robyn Irwin, Sr.        | 82  |
| 1987-88 Delmonica DeHorney, Fr. | 98  |
| 1986-87 Tracy Webb, Sr.         | 41  |
| 1985-86 Shelly Wallace, Fr.     | 79  |
| 1984-85 Tracy Webb, So.         | 79  |
| 1983-84 Tracy Webb, Fr.         | 86  |
| 1982-83 Amanda Holley, So.      | 98  |
| 1981-82 Amanda Holley, Fr.      | 117 |
| 1980-81 Connie Fitzgerald       | 106 |
| 1979-80 NA                      | NA  |
| 1978-79 NA                      | NA  |
| 1977-78 NA                      | NA  |
| 1976-77 NA                      | NA  |

## MINUTES PLAYED

|                               |      |
|-------------------------------|------|
| 2020-21 Chelsea Dungee, R-Sr. | 871  |
| 2019-20 Amber Ramirez, R-Jr.  | 1059 |
| 2018-19 Chelsea Dungee, R-So. | 1227 |
| 2017-18 Malica Monk, Jr.      | 1061 |
| 2016-17 Jailyn Mason, Fr.     | 894  |
| 2015-16 Jessica Jackson, Jr.  | 920  |
| 2014-15 Calli Berna, Sr.      | 1189 |
| 2013-14 Calli Berna, Jr.      | 1032 |
| 2012-13 Calli Berna, So.      | 1168 |
| 2011-12 C'eria Ricketts, Sr.  | 1027 |
| 2010-11 C'eria Ricketts, Jr.  | 1145 |
| 2009-10 C'eira Ricketts, So.  | 1039 |
| 2008-09 C'eira Ricketts, Fr.  | 1020 |
| 2007-08 Brittney Vaughn, Sr.  | 928  |
| 2006-07 Brittney Vaughn, Jr.  | 947  |
| 2005-06 NA                    | NA   |
| 2004-05 Rochelle Vaughn       | 894  |
| 2003-04 Rochelle Vaughn       | 947  |
| 2002-03 India Lewis, Sr.      | 1149 |
| 2001-02 India Lewis, Jr.      | 1102 |
| 2000-01 Wendi Willits, Sr.    | 1056 |
| 1999-00 Wendi Willits, Jr.    | 1108 |
| 1998-99 Wendi Willits, So.    | 1001 |
| 1997-98 Christy Smith, Sr.    | 1133 |
| 1996-97 Christy Smith, Jr.    | 920  |
| 1995-96 Kimberly Wilson, Jr.  | 1137 |
| 1994-95 Christy Smith, Fr.    | 1126 |
| 1993-94 Shea Henderson, Sr.   | 1004 |
| 1992-93 Shea Henderson, Jr.   | 802  |
| 1991-92 Amber Nicholas, Sr.   | 949  |
| 1990-91 Amber Nicholas, Jr.   | 1045 |
| 1989-90 Amber Nicholas, So.   | 971  |
| 1988-89 Shelly Wallace, Jr.   | 1006 |
| 1987-88 Shelly Wallace, Jr.   | 945  |
| 1986-87 Tracy Webb, Sr.       | 541  |
| 1985-86 Shelly Wallace, Fr.   | 1006 |
| 1984-85 NA                    | NA   |
| 1983-84 Amanda Holley, Jr.    | 868  |
| 1982-83 NA                    | NA   |
| 1981-82 NA                    | NA   |
| 1980-81 NA                    | NA   |
| 1979-80 NA                    | NA   |
| 1978-79 NA                    | NA   |
| 1977-78 NA                    | NA   |
| 1976-77 NA                    | NA   |

(Cumulative statistics for the 1976-77 and 1977-78 seasons are incomplete. Three-point goals began in women's collegiate basketball with the 1986-87 season.)

\*--Also led the conference

\*\*--Also led the nation





# CAREER RECORDS

## POINTS

| NAME (CAREER)                | YR | GP  | PTS   |
|------------------------------|----|-----|-------|
| 1. Bettye Fiscus (81-85)     | 4  | 112 | 2,073 |
| 2. Shameka Christon (00-04)  | 4  | 123 | 1,951 |
| 3. Chelsea Dungee (19-21)    | 3  | 96  | 1,903 |
| 4. Jessica Jackson (14-17)   | 4  | 120 | 1,865 |
| 5. Del. DeHorney (87-91)     | 4  | 115 | 1,785 |
| 6. Kimberly Wilson (93-97)   | 4  | 120 | 1,733 |
| 7. Shelly Wallace (85-89)    | 4  | 119 | 1,583 |
| 8. Wendi Willits (97-01)     | 4  | 131 | 1,574 |
| 9. C'eira Ricketts (09-12)   | 4  | 129 | 1,557 |
| 10. Christy Smith (94-98)    | 4  | 111 | 1,459 |
| 11. Karyn Karlin (96-00)     | 4  | 111 | 1,441 |
| 12. Tracy Webb (83-87)       | 4  | 117 | 1,403 |
| 13. Dana Cherry (99-03)      | 4  | 130 | 1,389 |
| 14. Sarah Watkins (10-13)    | 4  | 130 | 1,386 |
| 15. Sytia Messer (95-99)     | 4  | 128 | 1,379 |
| 16. Lyndsay Harris (09-12)   | 4  | 123 | 1,347 |
| 17. Malica Monk (16-19)      | 4  | 122 | 1,320 |
| 18. India Lewis (99-03)      | 4  | 128 | 1,308 |
| 19. Cheryl Orcholski (80-84) | 4  | 123 | 1,239 |
| 20. Juliet Jackson (86-90)   | 4  | 120 | 1,213 |

|                                |   |     |       |
|--------------------------------|---|-----|-------|
| 21. Amber Nicholas (88-92)     | 4 | 117 | 1,209 |
| 22. Stephanie Bloomer (91-95)  | 4 | 105 | 1,159 |
| 23. Amanda Holley (81-84)      | 3 | 94  | 1,154 |
| 24. Monica Brown (83-87)       | 4 | 103 | 1,145 |
| 25. Kelly Johnson (92-96)      | 4 | 113 | 1,109 |
| 26. Blair Savage (89-93)       | 4 | 114 | 1,072 |
| 27. Sarah Pfeifer (02-08)      | 6 | 124 | 1,056 |
| 28. Kim Bunge (79-83)          | 4 | 114 | 1,047 |
| 29. Lonniya Bragg (97-01)      | 4 | 129 | 1,036 |
| 31. Whitney Jones (05-09)      | 4 | 119 | 961   |
| 32. Jailyn Mason (16-21)       | 3 | 125 | 956   |
| 33. Keira Peak (11-14)         | 4 | 126 | 936   |
| 34. Charity Ford (07-10)       | 4 | 117 | 917   |
| 35. Alexis Tolefree (18-20)    | 2 | 69  | 898   |
| 36. Rochelle Vaughn (02-06)    | 4 | 120 | 894   |
| 37. Devin Cosper (2016-18)     | 3 | 88  | 866   |
| 38. Jhasmin Bowen (12-15)      | 4 | 108 | 861   |
| 39. Lanell Dawson (85-87)      | 2 | 59  | 858   |
| 40. Amber Ramirez (20-21)      | 2 | 59  | 835   |
| 41. Shea Henderson (90-94)     | 4 | 92  | 807   |
| 42. Kelsey Brooks (14-16)      | 3 | 88  | 806   |
| 43. Ashley Daniels (09-10)     | 4 | 124 | 785   |
| 44. Brittney Vaughn (04-08)    | 4 | 129 | 750   |
| 45. Karen Jones (94-98)        | 4 | 125 | 748   |
| T46. Sheila Burkes (83-87)     | 4 | 115 | 742   |
| T46. Lita Stricklin (78-80)    | 2 | 45  | 742   |
| 48. Calli Berna (12-15)        | 4 | 128 | 741   |
| 49. Quistelle Williams (10-13) | 4 | 116 | 714   |
| 50. Melissa Wolff (13-16)      | 4 | 124 | 710   |

## REBOUNDS

| NAME (CAREER)                  | YR | GP  | REB   |
|--------------------------------|----|-----|-------|
| 1. Shelly Wallace (85-89)      | 4  | 119 | 1,013 |
| 2. Bettye Fiscus (81-85)       | 4  | 112 | 785   |
| 3. Jessica Jackson (14-17)     | 4  | 120 | 750   |
| 4. Melissa Wolff (13-16)       | 4  | 124 | 729   |
| 5. Ashley Daniels (09-10)      | 4  | 124 | 715   |
| 6. Shameka Christon (00-04)    | 4  | 123 | 714   |
| 7. Taylah Thomas (17-21)       | 4  | 128 | 705   |
| 8. Whitney Jones (05-09)       | 4  | 119 | 697   |
| 9. Stephanie Bloomer (91-95)   | 4  | 105 | 691   |
| 10. Monica Brown (83-87)       | 4  | 103 | 684   |
| 11. Amanda Holley (81-84)      | 3  | 94  | 683   |
| 12. Blair Savage (89-93)       | 4  | 114 | 675   |
| 13. C'eira Ricketts (09-10)    | 4  | 129 | 664   |
| 14. Lonniya Bragg (97-01)      | 4  | 129 | 658   |
| 15. Karyn Karlin (96-00)       | 4  | 111 | 647   |
| 16. Del. DeHorney (87-91)      | 4  | 115 | 644   |
| 17. Kim Bunge (79-83)          | 4  | 114 | 636   |
| 18. Sheila Burkes (83-87)      | 4  | 115 | 615   |
| 19. Keira Peak (11-14)         | 4  | 126 | 611   |
| 20. Sarah Watkins (10-13)      | 5  | 130 | 604   |
| 21. Sytia Messer (95-99)       | 4  | 128 | 603   |
| 22. Dana Cherry (99-03)        | 4  | 130 | 563   |
| 23. Kiara Williams (16-20)     | 4  | 112 | 557   |
| 24. Quistelle Williams (10-13) | 4  | 116 | 548   |
| 25. Kelly Johnson (92-96)      | 4  | 113 | 534   |
| 26. Monica Van Parys (78-82)   | 4  | 103 | 527   |
| 27. Calli Berna (12-15)        | 4  | 128 | 512   |
| 28. Jhasmin Bowen (12-15)      | 4  | 108 | 503   |
| 29. Sarah Pfeifer (02-08)      | 6  | 129 | 502   |

## DEFENSIVE REBOUNDS

(SINCE 2005-06)

| NAME (CAREER)                  | YR | O/D     | DREB |
|--------------------------------|----|---------|------|
| 1. Jessica Jackson (14-17)     | 4  | 233-513 | 513  |
| 2. C'eira Ricketts (09-12)     | 4  | 196-470 | 470  |
| 3. Calli Berna (11-15)         | 4  | 52-460  | 460  |
| 4. Taylah Thomas (17-21)       | 4  | 253-452 | 452  |
| 5. Ashley Daniels (09-12)      | 4  | 301-422 | 422  |
| 6. Melissa Wolff (13-16)       | 4  | 311-418 | 418  |
| 7. Whitney Jones (06-09)       | 4  | 279-417 | 417  |
| 8. Shameka Christon (01-04)    | 4  | 193-389 | 389  |
| 9. Sarah Watkins (10-13)       | 4  | 241-369 | 369  |
| 10. Quistelle Williams (10-13) | 4  | 202-352 | 352  |

## OFFENSIVE REBOUNDS

(SINCE 2005-06)

| NAME (CAREER)                    | YR | O/D     | OREB |
|----------------------------------|----|---------|------|
| 1. Melissa Wolff (13-16)         | 4  | 311-418 | 311  |
| 2. Ashley Daniels (09-12)        | 4  | 301-422 | 301  |
| 3. Whitney Jones (06-09)         | 4  | 279-417 | 279  |
| 4. Keira Peak (10-14)            | 4  | 270-343 | 270  |
| 5. Taylah Thomas (17-21)         | 4  | 253-452 | 253  |
| 6. Kiara Williams (16-20)        | 4  | 249-308 | 249  |
| 7. Sarah Watkins (10-13)         | 4  | 241-369 | 241  |
| T8. Jhasmin Bowen (11-15)        | 4  | 233-270 | 233  |
| T8. Jessica Jackson (14-17)      | 4  | 233-517 | 233  |
| 10. Sarah Pfeifer (03-05, 06-08) | 4  | 213-289 | 213  |

## ASSISTS

| NAME (CAREER)                | YR | GP  | AST |
|------------------------------|----|-----|-----|
| 1. Amy Wright (98-02) *      | 4  | 131 | 717 |
| 2. Calli Berna (12-15)       | 4  | 128 | 667 |
| 3. Amber Nicholas (88-92)    | 4  | 117 | 538 |
| 4. C'eira Ricketts (09-12)   | 4  | 129 | 516 |
| 5. Christy Smith (94-98)     | 4  | 111 | 507 |
| 6. Tracy Webb (83-87)        | 4  | 117 | 444 |
| 7. Brittney Vaughn (04-08)   | 4  | 129 | 424 |
| 8. Rochelle Vaughn (02-06)   | 4  | 120 | 421 |
| 9. Malica Monk (16-19)       | 4  | 122 | 369 |
| 10. Donna Wilson (87-89)     | 2  | 58  | 332 |
| Kimberly Wilson (93-97)      | 4  | 120 | 332 |
| 12. Cheryl Orcholski (80-84) | 4  | 123 | 323 |
| 13. Juliet Jackson (86-90)   | 4  | 120 | 313 |
| 14. India Lewis (99-03)      | 4  | 128 | 276 |
| 15. Jailyn Mason (16-21)     | 4  | 125 | 284 |
| 16. Christi Willson (87-91)  | 3  | 87  | 268 |
| 17. Lynday Harris (09-10)    | 4  | 123 | 265 |
| 18. Lakishia Harper (99-03)  | 4  | 125 | 257 |
| 19. Shea Henderson (90-94)   | 4  | 92  | 252 |
| 20. Blair Savage (89-93)     | 4  | 114 | 233 |


\*--Also ranks sixth all-time in SEC history

## FIELD GOALS MADE

| NAME (CAREER)               | YR | GP  | FGM |
|-----------------------------|----|-----|-----|
| 1. Bettye Fiscus (81-85)    | 4  | 112 | 794 |
| 2. Shameka Christon (00-04) | 4  | 123 | 726 |
| 3. Del. DeHorney (87-91)    | 4  | 115 | 667 |
| 4. Jessica Jackson (14-17)  | 4  | 120 | 639 |
| 5. Shelly Wallace (85-89)   | 4  | 119 | 621 |
| 6. Kimberly Wilson (93-97)  | 4  | 120 | 616 |
| 7. C'eira Ricketts (09-10)  | 4  | 129 | 606 |
| 8. Chelsea Dungee (19-21)   | 3  | 96  | 587 |
| 9. Dana Cherry (99-00)      | 4  | 130 | 563 |
| 10. Karyn Karlin (96-00)    | 4  | 111 | 553 |

## FIELD GOAL ATTEMPTS

| NAME (CAREER)               | YR | GP  | FGA   |
|-----------------------------|----|-----|-------|
| 1. Shameka Christon (00-04) | 4  | 123 | 1,641 |
| 2. Jessica Jackson (14-17)  | 4  | 120 | 1,622 |
| 3. Bettye Fiscus (81-85)    | 4  | 112 | 1,591 |
| 4. C'eira Ricketts (09-12)  | 4  | 129 | 1,498 |
| 5. Chelsea Dungee (19-21)   | 3  | 96  | 1,466 |
| 6. Kimberly Wilson (93-97)  | 4  | 120 | 1,394 |
| 7. Malica Monk (16-19)      | 4  | 122 | 1,288 |
| 8. Wendi Willits (97-01)    | 4  | 131 | 1,260 |
| T9. Sytia Messer (95-99)    | 4  | 128 | 1,244 |
| T9. Lyndsay Harris (09-12)  | 4  | 123 | 1,244 |



# CAREER RECORDS

## FIELD GOAL PCT. (MIN. 300 FGA)

| NAME (CAREER)             | FG/FGA   | .PCT |
|---------------------------|----------|------|
| 1. Del. DeHorney (87-91)  | 667-1096 | .609 |
| 2. Karen Jones (94-98)    | 238-408  | .583 |
| 3. Shelly Wallace (85-89) | 621-1074 | .578 |
| 4. Kiara Williams (16-20) | 235-421  | .573 |
| 5. Lonniya Bragg (97-01)  | 405-727  | .557 |
| 6. Lauren Ervin (06-08)   | 257-465  | .553 |
| 7. Shaka Massey (95-97)   | 281-514  | .547 |
| 8. Lanell Dawson (85-87)  | 354-666  | .535 |
| 9. Monica Brown (83-87)   | 473-912  | .519 |
| 10. Sally Moore (89-91)   | 159-307  | .518 |

## FREE THROWS MADE

| NAME (CAREER)               | YR | GP  | FTM |
|-----------------------------|----|-----|-----|
| 1. Chelsea Dungee (19-21)   | 3  | 96  | 552 |
| 2. Bettye Fiscus (81-85)    | 4  | 112 | 485 |
| 3. Christy Smith (94-98) *  | 4  | 111 | 461 |
| 4. Del. DeHorney (87-91)    | 4  | 115 | 451 |
| 5. Jessica Jackson (14-17)  | 4  | 120 | 389 |
| 6. Tracy Webb (83-87)       | 4  | 117 | 384 |
| 7. Shelly Wallace (85-89)   | 4  | 119 | 341 |
| 8. Shameka Christon (00-04) | 4  | 123 | 335 |
| 9. Karyn Karlin (96-00)     | 4  | 111 | 333 |
| 10. Sytia Messer (95-99)    | 4  | 128 | 329 |

\* -- Ranks 10th in SEC history

## FREE THROW ATTEMPTS

| NAME (CAREER)                 | YR | GP  | FTA |
|-------------------------------|----|-----|-----|
| 1. Chelsea Dungee (19-21)     | 3  | 96  | 688 |
| 2. Delmonica DeHorney (87-91) | 4  | 115 | 648 |
| 3. Bettye Fiscus (81-85)      | 4  | 112 | 622 |
| 4. Christy Smith (94-98)      | 4  | 111 | 551 |
| 5. Tracy Webb (83-87)         | 4  | 117 | 526 |
| 6. Shelly Wallace (85-89)     | 4  | 119 | 518 |
| 7. Jessica Jackson (14-17)    | 4  | 120 | 513 |
| 8. Shameka Christon (00-04)   | 4  | 123 | 488 |
| 9. Sytia Messer (95-99)       | 4  | 128 | 458 |
| 10. Steph. Bloomer (91-95)    | 4  | 105 | 454 |

## FREE THROW PCT. (MIN. 200 FTA)

| NAME (CAREER)               | FT/FTA  | .PCT |
|-----------------------------|---------|------|
| 1. Amber Nicholas (88-92)   | 174-206 | .845 |
| 2. Christy Smith (94-98)    | 461-551 | .837 |
| 3. India Lewis (99-03)      | 213-259 | .822 |
| 4. Wendi Willits (97-01)    | 248-302 | .818 |
| 5. Kimberly Wilson (93-97)  | 234-287 | .815 |
| 6. Kelly Johnson (92-96)    | 227-279 | .814 |
| 8. Cheryl Orcholski (80-84) | 221-275 | .804 |
| 9. Chelsea Dungee (19-21)   | 552-688 | .802 |

## WENDI WILLITS

### Three-Pointers

Since the introduction of the bonus basket for women's basketball in 1986, there has never been an outside shooter like Fort Cobb, Okla., native Wendi Willits -- either at Arkansas or in the Southeastern Conference. Willits broke the Arkansas career records of Kimberly Wilson early in her senior year, finishing her career just shy of the SEC's all-time record held by LSU's Cornelia Gayden. Willits currently ranks T-4th for three's in a game (9); fifth for made 3-pointers in a season (104), third for career 3-pointers made (316), and seventh for 3-point field goal attempts (771). Both prolific and accurate, she is No. 3 in attempts and No. 2 in percentage for a career at Arkansas. In 1999, she was top five in the NCAA in both three-pointers per game and percentage, earning her the Ed Steitz Award as the nation's top female three-point shooter.



## THREE-POINT FIELD GOALS

| NAME (CAREER)                  | YR | GP  | 3PM |
|--------------------------------|----|-----|-----|
| 1. Wendi Willits (97-01) *     | 4  | 131 | 316 |
| 2. Lyndsay Harris (09-12)      | 4  | 123 | 283 |
| T3. Kimberly Wilson (93-97) ** | 4  | 120 | 267 |
| T3. India Lewis (99-03) **     | 4  | 128 | 267 |
| 5. Jessica Jackson (14-17)     | 4  | 120 | 198 |
| 6. Amber Ramirez (20-21)       | 2  | 59  | 183 |
| 7. Chelsea Dungee (19-21)      | 3  | 96  | 177 |
| 8. Alexis Tolefree (19-20)     | 2  | 69  | 168 |
| 9. Christy Smith (94-98)       | 4  | 111 | 156 |
| 10. Shameka Christon (00-04)   | 4  | 123 | 144 |

\* -- Ranks third in SEC history

\*\* -- Tied for seventh in SEC history

## THREE-POINT ATTEMPTS

| NAME (CAREER)                | YR | GP  | 3PA |
|------------------------------|----|-----|-----|
| 1. Lyndsay Harris (09-12)    | 4  | 123 | 858 |
| 2. India Lewis (99-03) *     | 4  | 128 | 787 |
| 3. Wendi Willits (97-01) **  | 4  | 131 | 771 |
| 4. Kimberly Wilson (93-97)   | 4  | 120 | 673 |
| 5. Jessica Jackson (14-17)   | 4  | 120 | 576 |
| 6. Chelsea Dungee (19-21)    | 3  | 96  | 500 |
| 7. Alexis Tolefree (19-20)   | 2  | 69  | 493 |
| 8. Christy Smith (94-98)     | 4  | 111 | 465 |
| 9. Rochelle Vaughn (02-06)   | 4  | 120 | 456 |
| 10. Shameka Christon (00-04) | 4  | 123 | 427 |

\* -- Ranks fourth in SEC history

\*\* -- Ranks fifth in SEC history

## THREE-POINT PCT. (MIN. 150 3PA)

| NAME (CAREER)               | FG/FGA  | .PCT |
|-----------------------------|---------|------|
| 1. Amber Ramirez (20-21)    | 183-414 | .442 |
| 2. Amber Nicholas (88-92)   | 112-291 | .416 |
| 3. Wendi Willits (97-01)    | 316-771 | .409 |
| 4. Kimberly Wilson (93-97)  | 267-673 | .397 |
| 5. Ayana Brereton (06-09)   | 66-170  | .388 |
| T6. Jailyne Mason (16-21)   | 136-371 | .368 |
| T6. Lisa Martin (87-89)     | 66-179  | .368 |
| 8. Dom. Washington (05-07)  | 109-306 | .356 |
| 9. Jessica Jackson (14-17)  | 198-576 | .344 |
| 10. Alexis Tolefree (19-20) | 168-493 | .341 |





# CAREER RECORDS

## STEALS

| NAME (CAREER)               | YR | GP  | ST  |
|-----------------------------|----|-----|-----|
| 1. C'eira Ricketts (09-12)  | 4  | 129 | 321 |
| 2. Tracy Webb (83-87)       | 4  | 117 | 293 |
| 3. Christy Smith (94-98)    | 4  | 111 | 239 |
| 4. Calli Berna (12-15)      | 4  | 128 | 223 |
| 5. Amber Nicholas (88-92)   | 4  | 117 | 220 |
| 6. India Lewis (99-03)      | 4  | 128 | 210 |
| 7. Rochelle Vaughn (03-06)  | 4  | 120 | 209 |
| 8. Shameka Christon (00-04) | 4  | 123 | 206 |
| 9. Bettye Fiscus (81-85)    | 4  | 112 | 205 |
| Connie Fitzgerald (79-83)   | 4  | 116 | 205 |

## BLOCKED SHOTS

| NAME (CAREER)                | YR | GP  | BS  |
|------------------------------|----|-----|-----|
| 1. Del. DeHorney (87-91)     | 4  | 115 | 235 |
| 2. Sarah Watkins (10-13)     | 4  | 130 | 201 |
| 3. Shameka Christon (00-04)  | 4  | 123 | 162 |
| 4. Amanda Holley (81-84)     | 3  | 94  | 147 |
| 5. Whitney Jones (05-09)     | 4  | 119 | 132 |
| 6. Jessica Jackson (14-17)   | 4  | 120 | 131 |
| 7. Stephanie Bloomer (91-95) | 4  | 105 | 126 |
| 8. Kim Bunge (79-83)         | 4  | 114 | 116 |
| 9. Lauren Ervin (06-08)      | 2  | 46  | 103 |
| 10. Kiara Williams (16-20)   | 4  | 107 | 106 |

## SCORING AVERAGE

| NAME (CAREER)                 | GP  | PTS  | AVG  |
|-------------------------------|-----|------|------|
| 1. Chelsea Dungee (19-21)     | 96  | 1903 | 19.8 |
| 2. Bettye Fiscus (81-85)      | 112 | 2073 | 18.5 |
| 3. M. Lackey-Vining (76-78)   | 39  | 642  | 16.5 |
| 4. Jessica Jackson (14-pres.) | 30  | 485  | 16.2 |
| 5. Lita Stricklin (78-80)     | 45  | 742  | 16.0 |
| 6. Shameka Christon (00-04)   | 123 | 1951 | 15.9 |
| 7. Jessica Jackson (14-17)    | 120 | 1865 | 15.5 |
| 7. Del. DeHorney (87-91)      | 115 | 1785 | 15.5 |
| 9. Lanell Dawson (85-87)      | 59  | 858  | 14.5 |
| 10. Kimberly Wilson (93-97)   | 120 | 1733 | 14.4 |

## REBOUNDING AVERAGE

| NAME (CAREER)               | GP  | REB  | AVE  |
|-----------------------------|-----|------|------|
| 1. Lauren Ervin (06-08)     | 47  | 495  | 10.5 |
| 2. Shelly Wallace (85-89)   | 119 | 1013 | 8.5  |
| 3. Lita Stricklin (78-80)   | 45  | 365  | 8.1  |
| 4. Pat Keck (76-77)         | 16  | 126  | 7.9  |
| 5. M. Lackey-Vining (76-78) | 39  | 297  | 7.6  |
| 6. Amanda Holley (81-84)    | 94  | 683  | 7.3  |
| 7. Joy Dillard (76-79)      | 53  | 381  | 7.2  |
| 8. Bettye Fiscus (81-85)    | 112 | 785  | 7.0  |
| 9. Blair Savage (89-93)     | 114 | 771  | 6.8  |
| 10. Monica Brown (83-87)    | 103 | 684  | 6.6  |

## GAMES PLAYED

| NAME (CAREER)                  | GP  |
|--------------------------------|-----|
| 1. Sarah Watkins (09-13)       | 131 |
| Amy Wright (98-02)             | 131 |
| Wendi Willits (98-01)          | 131 |
| 4. C'eira Ricketts (08-12)     | 130 |
| Dana Cherry (00-03)            | 130 |
| 6. Lonniya Bragg (98-01)       | 129 |
| 7. Calli Berna (10-15)         | 128 |
| Sytia Messer (96-99)           | 128 |
| Taylah Thomas (17-21)          | 128 |
| 9. Keira Peak (09-14)          | 127 |
| 10. Ashley Daniels (08-12)     | 125 |
| Jailyn Mason (16-21)           | 125 |
| 11. Melissa Wolff (12-16)      | 124 |
| Lyndsay Harris (08-12)         | 124 |
| Sarah Pfeifer (02-05,06-08)    | 124 |
| 14. Shameka Christon (01-04)   | 123 |
| Cheryl Orcholski (81-84)       | 123 |
| 16. Malica Monk (16-19)        | 122 |
| 17. Jessica Jackson (14-17)    | 120 |
| Rochelle Vaughn (02-06)        | 120 |
| Kimberly Wilson (94-97)        | 120 |
| Juliet Jackson (87-90)         | 120 |
| 21. Whitney Jones (05-09)      | 119 |
| Brittney Vaughn (04-08)        | 119 |
| India Lewis (00-03)            | 119 |
| Shelly Wallace (86-89)         | 119 |
| 25. Quistelle Williams (09-13) | 117 |
| Charity Ford (06-10)           | 117 |
| Juliet Jackson (87-90)         | 117 |
| Tracy Webb (84-87)             | 117 |

## CONSECUTIVE GAMES PLAYED (INCOMPLETE INFORMATION)


| NAME (CAREER)            | GP  |
|--------------------------|-----|
| 1. Amy Wright (98-02)    | 131 |
| 2. Sytia Messer (96-99)  | 128 |
| 3. Melissa Wolff (12-16) | 98  |

## GAMES STARTED

| NAME                 | YEARS   | GS  |
|----------------------|---------|-----|
| 1. C'eira Ricketts   | 2009-12 | 128 |
| 2. Amy Wright        | 1999-02 | 125 |
| 3. Malica Monk       | 2016-19 | 122 |
| 4. Jessica Jackson   | 2014-17 | 113 |
| 4. Shameka Christon  | 2001-04 | 113 |
| 6. Christy Smith     | 1995-98 | 110 |
| 6. Bettye Fiscus     | 1982-85 | 110 |
| 8. Calli Berna       | 2011-15 | 109 |
| 9. Lyndsay Harris    | 2009-12 | 107 |
| 10. Karyn Karlin     | 1997-00 | 102 |
| 10. Cheryl Orcholski | 1981-84 | 102 |
| 12. Kimberly Wilson  | 1994-97 | 101 |
| 13. Jailyn Mason     | 2016-21 | 99  |
| 14. Ashley Daniels   | 2009-12 | 97  |
| 14. Wendi Willits    | 1998-01 | 97  |
| 16. Sytia Messer     | 1996-99 | 96  |
| 16. Chelsea Dungee   | 2019-21 | 96  |
| 18. Dana Cherry      | 2000-03 | 95  |
| 19. Blair Savage     | 1990-93 | 91  |
| 19. Lonniya Bragg    | 1998-01 | 91  |
| 19. Tracy Webb       | 1984-87 | 91  |
| 22. Amber Nicholas   | 1989-92 | 90  |
| 23. Shameka Christpm | 2002-04 | 89  |
| 23. Amanda Holley    | 1982-84 | 89  |
| 25. Kelly Johnson    | 1993-96 | 87  |

## MINUTES (SINCE 2005-06)

| NAME               | YEARS   | MIN  |
|--------------------|---------|------|
| 1. Calli Berna     | 2011-15 | 4239 |
| 2. C'eira Ricketts | 2009-12 | 4231 |
| 3. Jessica Jackson | 2014-17 | 3722 |
| 4. Jailyn Mason    | 2016-21 | 3589 |
| 5. Lyndsay Harris  | 2009-12 | 3482 |
| 6. Malica Monk     | 2016-19 | 3445 |
| 7. Sarah Watkins   | 2010-13 | 3248 |
| 8. Rochelle Vaughn | 2003-06 | 3084 |
| 9. Melissa Wolff   | 2013-16 | 3059 |
| 10. Chelsea Dungee | 2019-21 | 3056 |



# INDIVIDUAL IN A SEASON

## SCORING

### POINTS

|         |                             |         |
|---------|-----------------------------|---------|
| 1. 759  | Chelsea Dungee              | 2018-19 |
| 2. 692  | Shelly Wallace              | 1988-89 |
| 3. 655  | Bettye Fiscus               | 1981-82 |
| 4. 611  | Shameka CHRISTON (28 games) | 2003-04 |
| 5. 603  | Chelsea Dungee (27 games)   | 2020-21 |
| 6. 583  | Delmonica DeHorney          | 1990-91 |
| 7. 581  | Delmonica DeHorney          | 1989-90 |
| 8. 554  | Bettye Fiscus               | 1984-85 |
| 9. 541  | Chelsea Dungee              | 2019-20 |
| 10. 520 | Alexis Tolefree             | 2019-20 |
| 11. 517 | Shameka CHRISTON (31 games) | 2001-02 |
| 12. 502 | Kimberly Wilson             | 1995-96 |
| 13. 501 | Karyn Karlin                | 1997-98 |
| 14. 496 | Shameka CHRISTON (32 games) | 2002-03 |
| 15. 494 | Malica MONK (31 games)      | 2017-18 |
| 16. 485 | Jessica JACKSON (30 games)  | 2013-14 |
| 17. 477 | Jessica JACKSON (29 games)  | 2015-16 |
| 477     | Jessica JACKSON (32 games)  | 2014-15 |
| 19. 476 | Bettye Fiscus               | 1982-83 |
| 20. 472 | C'eira RICKETTS (34 games)  | 2010-11 |

## FIELD GOALS ATTEMPTED

|         |                             |         |
|---------|-----------------------------|---------|
| 1. 574  | Chelsea Dungee              | 2018-19 |
| 2. 500  | Shameka Christon (28 games) | 2003-04 |
| 3. 488  | Malica Monk (31 games)      | 2017-18 |
| 4. 486  | Bettye Fiscus               | 1981-82 |
| 5. 458  | Chelsea Dungee              | 2019-20 |
| 6. 449  | C'eira Ricketts (34 games)  | 2010-11 |
| 7. 439  | Bettye Fiscus               | 1984-85 |
| 8. 434  | Shameka Christon (32 games) | 2002-03 |
| 434     | Malica Monk                 | 2018-19 |
| 434     | Chelsea Dungee              | 2020-21 |
| 11. 431 | Jessica Jackson (32 games)  | 2014-15 |
| 12. 426 | Shelly Wallace              | 1988-89 |
| 13. 418 | Shameka Christon (31 games) | 2001-02 |
| 418     | Jessica Jackson (29 games)  | 2015-16 |
| 15. 417 | Shameka Christon            | 2001-02 |
| 16. 416 | Kelsey Brooks (32 games)    | 2014-15 |
| 17. 415 | Devin Cospier (29 games)    | 2017-18 |
| 18. 411 | Karyn Karlin                | 1997-98 |
| 19. 402 | India Lewis (32 games)      | 2001-02 |
| 20. 395 | Alexis Tolefree             | 2019-20 |

## 3-POINT FIELD GOALS

### ATTEMPTED

|         |                      |         |
|---------|----------------------|---------|
| 1. 271  | India Lewis          | 2001-02 |
| 2. 268  | Alexis Tolefree      | 2018-19 |
| 3. 237  | Amber Ramirez        | 2019-20 |
| 4. 234  | India LEWIS          | 2002-03 |
| 5. 232  | Lyndsay Harris       | 2010-11 |
| 6. 229  | Devin Cospier        | 2017-18 |
| 7. 225  | Alexis Tolefree      | 2019-20 |
| 8. 223  | Lyndsay Harris       | 2009-10 |
| 9. 213  | Lyndsay Harris       | 2011-12 |
| 10. 193 | Lyndsay Harris       | 2008-09 |
| 11. 188 | Chelsea Dungee       | 2018-19 |
| 12. 177 | Amber Ramirez        | 2020-21 |
| 13. 173 | Dominique Washington | 2006-07 |
| 14. 172 | Donica Cosby         | 2006-07 |
| 15. 163 | Jessica Jackson      | 2014-15 |
| 16. 162 | Chelsea Dungee       | 2019-20 |
| 17. 150 | Kelsey Brooks        | 2014-15 |
| 150     | Jessica Jackson      | 2015-16 |
| 150     | Chelsea Dungee       | 2020-21 |
| 20. 139 | Rochelle Vaughn      | 2005-06 |

## SCORING AVERAGE

(minimum 5 games)

|          |                             |         |
|----------|-----------------------------|---------|
| 1. 23.1  | Shelly Wallace              | 1988-89 |
| 2. 22.3  | Chelsea Dungee              | 2020-21 |
| 3. 21.8  | Shameka Christon (28 games) | 2003-04 |
| 4. 20.5  | Chelsea Dungee              | 2018-19 |
| 5. 20.0  | Delmonica DeHorney          | 1989-90 |
| 6. 19.8  | Bettye Fiscus               | 1984-85 |
| 7. 18.7  | Bettye Fiscus               | 1981-82 |
| 8. 18.3  | Bettye Fiscus               | 1982-83 |
| 9. 18.2  | Delmonica DeHorney          | 1990-91 |
| 10. 18.1 | Sha Hopson                  | 1991-92 |
| 11. 16.9 | Bettye Fiscus               | 1983-84 |
| 16.9     | Chelsea Dungee              | 2019-20 |
| 13. 16.7 | Shameka CHRISTON (31 games) | 2001-02 |
| 14. 16.5 | Christy Smith               | 1995-96 |
| 16.5     | Jessica JACKSON (29 games)  | 2015-16 |
| 16.5     | Shelly Wallace              | 1987-88 |
| 17. 16.3 | Alexis Tolefree             | 2019-20 |
| 18. 16.2 | Jessica JACKSON (30 games)  | 2013-14 |
| 19. 16.0 | Karyn Karlin                | 1998-99 |
| 16.0     | Lauren ERVIN (16 games)     | 2007-08 |

## FIELD GOAL PERCENTAGE (MINIMUM 100 ATTEMPTS)

|          |                    |           |           |
|----------|--------------------|-----------|-----------|
| 1. .632  | Delmonica DeHorney | 227-359   | 1990-91   |
| 2. .628  | Delmonica DeHorney | 219-349   | 1989-90   |
| 3. .627  | Shelly Wallace     | 267-426   | 1988-89   |
| 4. .608  | Karen Jones        | 65-107    | 1994-95   |
| 5. .605  | Kiara Williams     | 104-172   | 2018-19   |
| 6. .601  | Delmonica DeHorney | 146-243   | 1987-88   |
| 7. .594  | Lonniya Bragg      | 127-214   | 1999-2000 |
| 8. .586  | Erynn Barnum       | 85-145    | 2020-21   |
| 9. .571  | Shaka Massey       | 162-283   | 1995-96   |
| 10. .568 | Taylah Thomas      | 171-125   | 2019-20   |
| 11. .566 | Lauren Ervin       | (158-279) | 2006-07   |
| 12. .564 | Lonniya Bragg      | 115-204   | 1998-99   |
| 13. .563 | Ruby Vaden         | (98-174)  | 2003-04   |
| 14. .560 | Karen Jone         | 61-109    | 1997-98   |
| 15. .559 | Kiara Williams     | (57-102)  | 2018-19   |
| 16. .548 | Lonniya Bragg      | 138-252   | 2000-10   |
| 17. .547 | Ashley McCray      | (64-117)  | 2008-09   |
| 18. .544 | Monica Brown       | 118-217   | 1985-86   |
| 19. .541 | Kelly Johnson      | 119-220   | 1993-94   |
| 20. .532 | Lauren Ervin       | (99-186)  | 2007-08   |
| .532     | Amana Holley       | 183-344   | 1982-83   |

## 3-POINT FG PERCENTAGE (MINIMUM 30 MADE)

|          |                      |           |         |
|----------|----------------------|-----------|---------|
| 1. .447  | Amber Ramirez        | (106-237) | 2019-20 |
| 2. .437  | Keiryn Swenson       | (31-71)   | 2016-17 |
| 3. .435  | Amber Ramirez        | (77-177)  | 2020-21 |
| 4. .404  | Alexis Tolefree      | (91-225)  | 2019-20 |
| .404     | Ayana Brereton       | (40-99)   | 2008-09 |
| 6. .397  | Destiny Slocum       | (52-131)  | 2020-21 |
| 7. .389  | Leslie Howard        | (49-126)  | 2005-06 |
| 8. .387  | Chelsea Dungee       | (58-150)  | 2020-21 |
| 9. .384  | Jessica Jackson      | (48-125)  | 2013-14 |
| 10. .381 | Calli Berna          | (37-97)   | 2013-14 |
| 11. .380 | Jailyn Mason         | (49-129)  | 2018-19 |
| .380     | Erin Gatling         | (30-79)   | 2012-13 |
| 13. .370 | Dominique Washington | (64-173)  | 2006-07 |
| 14. .367 | Makayla Daniels      | (44-120)  | 2020-21 |
| 15. .364 | Shameka Chirston     | (47-129)  | 2003-04 |
| 16. .362 | Jailyn Mason         | (47-130)  | 2017-18 |
| 17. .355 | McKenzie Adams       | (43-121)  | 2013-14 |
| 18. .351 | Chelsea Dungee       | (66-188)  | 2018-19 |
| 19. .350 | Malica Monk          | (42-120)  | 2018-19 |
| 20. .349 | Lyndsay Harris       | (81-232)  | 2010-11 |

## FIELD GOALS MADE


|         |                             |         |
|---------|-----------------------------|---------|
| 1. 267  | Shelly Wallace              | 1988-89 |
| 2. 236  | Bettye Fiscus               | 1981-82 |
| 3. 232  | Chelsea Dungee              | 2018-19 |
| 4. 227  | Delmonica DeHorney          | 1990-91 |
| 5. 219  | Shameka Christon (28 games) | 2003-04 |
| 219     | Delmonica DeHorney          | 1989-90 |
| 219     | Bettye Fiscus               | 1984-85 |
| 8. 198  | Karyn Karlin                | 1997-98 |
| 9. 197  | Shameka Christon (31 games) | 2001-02 |
| 10. 193 | Shameka Christon (32 games) | 2002-03 |
| 11. 186 | Lanell Dawson               | 1986-87 |
| 12. 184 | Shelly Wallace              | 1987-88 |
| 184     | Chelsea Dungee              | 2020-21 |
| 14. 183 | Amanda Holley               | 1982-83 |
| 15. 174 | Malica Monk                 | 2016-19 |
| 16. 173 | Kimberly Wilson             | 1995-96 |
| 17. 171 | C'eira Ricketts (34 games)  | 2010-11 |
| 171     | Malica Monk (31 games)      | 2017-18 |
| 171     | Amanda Holley               | 1983-84 |
| 171     | Chelsea Dungee              | 2019-20 |

## 3-POINT FIELD GOALS MADE

|        |                                 |           |
|--------|---------------------------------|-----------|
| 1. 106 | Amber Ramirez                   | 2019-20   |
| 2. 104 | Wendi Willits                   | 1989-99   |
| 3. 91  | Alexis Tolefree                 | 2019-20   |
| 4. 89  | India Lewis (32 games)          | 2001-02   |
| 89     | Kimberly Wilson                 | 1995-96   |
| 6. 87  | Wendi Willits                   | 2000-01   |
| 7. 81  | Lyndsay Harris (29 games)       | 2010-11   |
| 8. 77  | Alexis Tolefree                 | 2018-19   |
| 77     | Amber Ramirez                   | 2020-21   |
| 10. 76 | India Lewis (33 games)          | 2002-03   |
| 11. 75 | Lyndsay Harris (31 games)       | 2009-10   |
| 12. 73 | Wendi Willits                   | 1999-2000 |
| 13. 71 | Lyndsay Harris (32 games)       | 2011-12   |
| 14. 66 | Chelsea Dungee                  | 2018-19   |
| 15. 65 | Devin Cospier (29 games)        | 2017-18   |
| 16. 64 | Dominique Washington (31 games) | 2006-07   |
| 17. 61 | Kimberly Wilson                 | 1993-94   |
| 18. 60 | Kimberly Wilson                 | 1994-95   |
| 19. 58 | Chelsea Dungee                  | 2020-21   |
| 20. 57 | Kimberly Wilson                 | 1996-97   |

## FREE THROWS MADE

|        |                  |         |
|--------|------------------|---------|
| 1. 229 | Chelsea Dungee   | 2018-19 |
| 2. 177 | Chelsea Dungee   | 2020-21 |
| 3. 146 | Chelsea Dungee   | 2019-20 |
| 4. 132 | Kelsey Brooks    | 2014-15 |
| 5. 126 | Shameka Christon | 2003-04 |
| 6. 114 | Malica Monk      | 2017-18 |
| 7. 113 | Kristin Peoples  | 2004-05 |
| 8. 111 | Jessica Jackson  | 2013-14 |
| 9. 101 | C'eira Ricketts  | 2010-11 |
| 101    | Sarah Watkins    | 2012-13 |
| 11. 99 | Jessica Jackson  | 2014-15 |
| 12. 97 | Sarah Watkins    | 2010-11 |
| 13. 95 | Alexis Tolefree  | 2019-20 |
| 14. 93 | Dana Cherry      | 2002-03 |
| 93     | India Lewis      | 2002-03 |
| 93     | Dana Cherry      | 2001-02 |
| 17. 92 | Shameka Chirston | 2001-02 |
| 18. 91 | Jhasmin Bowen    | 2014-15 |
| 19. 90 | Jessica Jackson  | 2016-17 |
| 20. 89 | Sarah Pfeifer    | 2004-05 |
| 89     | Jessica Jackson  | 2015-16 |



# INDIVIDUAL IN A SEASON

## FREE THROWS ATTEMPTED

|     |     |                             |         |
|-----|-----|-----------------------------|---------|
| 1.  | 275 | Chelsea Dungee (37 games)   | 2018-19 |
| 2.  | 224 | Chelsea Dungee (27 games)   | 2020-21 |
| 2.  | 199 | Kelsey Brooks (32 games)    | 2014-15 |
| 3.  | 189 | Chelsea Dungee (32 games)   | 2019-20 |
| 4.  | 166 | Shameka Christon (28 games) | 2003-04 |
| 5.  | 163 | Kristin Peoples (31 games)  | 2004-05 |
| 6.  | 154 | Jhasmin Bowen (32 games)    | 2014-15 |
| 7.  | 148 | C'eira Ricketts (34 games)  | 2010-11 |
| 8.  | 146 | Malica Monk (31 games)      | 2017-18 |
| 9.  | 141 | Sarah Watkins (34 games)    | 2010-11 |
| 10. | 138 | Jessica Jackson (30 games)  | 2013-14 |
| 11. | 133 | Shameka Christon (31 games) | 2001-02 |
| 12. | 130 | Chelsea Dungee (22 games)   | 2018-19 |
| 13. | 129 | Sarah Watkins (33 games)    | 2012-13 |
| 14. | 128 | Jessica Jackson (29 games)  | 2016-17 |
| 15. | 127 | Dana Cherry (32 games)      | 2001-02 |
| 16. | 126 | Sarah Pfeifer (31 games)    | 2004-05 |
|     | 126 | Jessica Jackson (32 games)  | 2014-15 |
| 18. | 125 | Dana Cherry (33 games)      | 2002-03 |
| 19. | 121 | Jessica Jackson (29 games)  | 2015-16 |
|     | 121 | Brittney Vaughn (31 games)  | 2006-07 |

## FREE THROW PERCENTAGE (MINIMUM 30 MADE)

|     |      |                            |         |
|-----|------|----------------------------|---------|
| 1.  | .923 | Amber Ramirez (36-39)      | 2019-20 |
| 2.  | .873 | Charity Ford (55-63)       | 2009-10 |
| 3.  | .853 | India Lewis (93-109)       | 2002-03 |
| 4.  | .844 | McKenzie Adams (38-45)     | 2013-14 |
| 5.  | .838 | India Lewis (62-74)        | 2001-02 |
| 6.  | .833 | Chelsea Dungee (229-275)   | 2018-19 |
|     | .833 | Alexis Tolefree (95-1140)  | 2019-20 |
| 8.  | .818 | Lauren Ervin (45-55)       | 2007-08 |
| 9.  | .809 | Sarah Pfeifer (55-68)      | 2006-07 |
| 10. | .808 | Amber Ramirez (42-52)      | 2020-21 |
| 11. | .806 | Kristin Peoples (50-62)    | 2005-06 |
| 12. | .804 | Jessica Jackson (111-138)  | 2013-14 |
|     | .804 | Makayla Daniels (78-97)    | 2020-21 |
| 14. | .804 | Taylah Thomas (37-46)      | 2019-20 |
| 15. | .800 | Chelsea Dungee (104-130)   | 2018-19 |
| 16. | .796 | Dominique Robinson (43-54) | 2009-10 |
| 17. | .790 | Chelsea Dungee (177-224)   | 2020-21 |
| 18. | .787 | Taylah Thomas (48-61)      | 2019-20 |
| 19. | .786 | Jessica Jackson (99-126)   | 2014-15 |
| 20. | .784 | Erin Gatling (40-51)       | 2012-13 |

## REBOUNDS

|     |     |                               |           |
|-----|-----|-------------------------------|-----------|
| 1.  | 319 | Lauren Ervin (1290-190d)      | - 2006-07 |
| 2.  | 251 | Melissa WOLFF (1010-150d)     | - 2014-15 |
| 3.  | 248 | Ashley DANIELS (980-150d)     | - 2010-11 |
| 4.  | 247 | Whitney JONES (1030-144d)     | - 2008-09 |
| 5.  | 243 | Kiara WILLIAMS (1030-140d)    | - 2018-19 |
| 6.  | 231 | Quistelle WILLIAMS (880-143d) | - 2012-13 |
| 7.  | 228 | Melissa WOLFF (880-140d)      | - 2015-16 |
| 8.  | 211 | Kiara WILLIAMS (920-119d)     | - 2017-18 |
|     | 211 | Whitney JONES (820-129d)      | - 2007-08 |
| 10. | 210 | Ashley DANIELS (960-114d)     | - 2011-12 |
| 11. | 209 | Taylah Thomas (700-139d)      | 2019-20   |
| 12. | 206 | Jhasmin BOWEN (1000-106d)     | - 2014-15 |
| 13. | 202 | C'eira RICKETTS (650-137d)    | - 2008-09 |
| 14. | 200 | Jessica JACKSON (610-139d)    | - 2014-15 |
| 15. | 195 | Shameka CHRISTON (640-131d)   | - 2003-04 |
| 16. | 194 | Shameka CHRISTON (570-137d)   | - 2002-03 |
| 17. | 193 | Shameka CHRISTON (720-121d)   | - 2001-02 |
| 18. | 192 | Ashley DANIELS (770-115d)     | - 2009-10 |
| 19. | 191 | Keira PEAK (850-106d)         | - 2012-13 |
|     | 191 | Sarah WATKINS (740-117d)      | - 2010-11 |

## REBOUNDING AVERAGE (MINIMUM 5 GAMES)

|    |      |                           |         |
|----|------|---------------------------|---------|
| 1. | 11.0 | Lauren ERVIN (16 games)   | 2007-08 |
| 2. | 10.3 | Lauren Ervin (31 games)   | 2006-07 |
| 3. | 7.8  | Melissa WOLFF (32 games)  | 2014-15 |
| 4. | 7.7  | Whitney JONES (32 games)  | 2008-09 |
| 5. | 7.6  | Melissa WOLFF (30 games)  | 2015-16 |
| 6. | 7.5  | Ashley DANIELS (33 games) | 2010-11 |
| 7. | 7.1  | Kiara WILLIAMS (22 games) | 2018-19 |

|     |     |                               |         |
|-----|-----|-------------------------------|---------|
| 8.  | 7.0 | Whitney JONES (30 games)      | 2007-08 |
| 9.  | 7.0 | Quistelle WILLIAMS (33 games) | 2012-13 |
| 10. | 7.0 | Shameka CHRISTON (28 games)   | 2003-04 |
| 11. | 6.8 | Kiara WILLIAMS (31 games)     | 2017-18 |
| 12. | 6.6 | Kristin MOORE (28 games)      | 2003-04 |
|     | 6.6 | Kiara WILLIAMS (37 games)     | 2018-19 |
| 14. | 6.5 | Ruby VADEN (20 games)         | 2003-04 |
|     | 6.5 | Taylah Thomas (32 games)      | 2019-20 |
| 16. | 6.4 | Jhasmin BOWEN (32 games)      | 2014-15 |
| 17. | 6.4 | Jessica JACKSON (29 games)    | 2016-17 |
| 18. | 6.4 | Ashley DANIELS (33 games)     | 2011-12 |
| 19. | 6.3 | C'eira RICKETTS (32 games)    | 2008-09 |
| 20. | 6.3 | Jessica JACKSON (29 games)    | 2015-16 |

## DEFENSIVE REBOUNDS

|     |     |                               |           |
|-----|-----|-------------------------------|-----------|
| 1.  | 190 | Lauren Ervin (1290-190d)      | - 2006-07 |
| 2.  | 150 | Ashley DANIELS (980-150d)     | - 2010-11 |
|     | 150 | Melissa WOLFF (1010-150d)     | - 2014-15 |
| 4.  | 147 | Calli BERNA (190-147d)        | - 2014-15 |
| 5.  | 144 | Whitney JONES (1030-144d)     | - 2008-09 |
|     | 144 | Devin COSPER (190-144d)       | - 2017-18 |
| 7.  | 143 | Quistelle WILLIAMS (880-143d) | - 2012-13 |
| 8.  | 140 | Kiara WILLIAMS (1030-140d)    | - 2018-19 |
|     | 140 | Melissa WOLFF (880-140d)      | - 2015-16 |
| 9.  | 139 | Jessica JACKSON (610-139d)    | - 2014-15 |
|     | 139 | Taylah Thomas (700-139d)      | 2019-20   |
| 11. | 137 | Shameka CHRISTON (570-137d)   | - 2002-03 |
|     | 137 | C'eira RICKETTS (650-137d)    | - 2008-09 |
| 13. | 136 | Jessica JACKSON (450-136d)    | - 2013-14 |
|     | 136 | Chelsea Dungee (240-136d)     | 2018-19   |
| 14. | 132 | Jessica JACKSON (510-132d)    | - 2015-16 |
|     | 132 | Chelsea Dungee (200-132d)     | 2019-20   |
| 15. | 131 | Shameka CHRISTON (640-131d)   | - 2003-04 |
| 16. | 130 | C'eira RICKETTS (310-130d)    | - 2010-11 |
| 17. | 129 | Whitney JONES (820-129d)      | - 2007-08 |
| 18. | 127 | Calli BERNA (100-127d)        | - 2012-13 |
|     | 127 | Kelsey BROOKS (250-127d)      | - 2014-15 |
| 20. | 121 | Shameka CHRISTON (720-121d)   | - 2001-02 |

## DEFENSE REBOUND AVG (MINIMUM 5 GAMES)

|     |     |                               |         |
|-----|-----|-------------------------------|---------|
| 1.  | 7.4 | Lauren ERVIN (16 games)       | 2007-08 |
| 2.  | 6.1 | Lauren Ervin (31 games)       | 2006-07 |
| 3.  | 5.0 | Devin COSPER (29 games)       | 2017-18 |
| 4.  | 4.7 | Melissa WOLFF (32 games)      | 2014-15 |
|     | 4.7 | Shameka CHRISTON (28 games)   | 2003-04 |
|     | 4.7 | Melissa WOLFF (30 games)      | 2015-16 |
| 7.  | 4.6 | Calli BERNA (32 games)        | 2014-15 |
|     | 4.6 | Jessica JACKSON (29 games)    | 2015-16 |
| 9.  | 4.5 | Ashley DANIELS (33 games)     | 2010-11 |
|     | 4.5 | Jessica JACKSON (30 games)    | 2013-14 |
|     | 4.5 | Whitney JONES (32 games)      | 2008-09 |
|     | 4.5 | Kristin MOORE (12 games)      | 2004-05 |
| 13. | 4.3 | Jessica JACKSON (32 games)    | 2014-15 |
|     | 4.3 | Quistelle WILLIAMS (33 games) | 2012-13 |
|     | 4.3 | Whitney JONES (30 games)      | 2007-08 |
|     | 4.3 | C'eira RICKETTS (32 games)    | 2008-09 |
|     | 4.3 | Shameka CHRISTON (32 games)   | 2002-03 |
|     | 4.3 | Taylah Thomas (32 games)      | 2019-20 |
| 19. | 4.2 | Kristin MOORE (28 games)      | 2003-04 |
| 20. | 4.1 | Chelsea Dungee (32 games)     | 2019-20 |

## OFFENSIVE REBOUNDS

|     |     |                               |           |
|-----|-----|-------------------------------|-----------|
| 1.  | 129 | Lauren Ervin (1290-190d)      | - 2006-07 |
| 2.  | 103 | Kiara WILLIAMS (1030-140d)    | - 2018-19 |
|     | 103 | Whitney JONES (1030-144d)     | - 2008-09 |
| 4.  | 101 | Melissa WOLFF (1010-150d)     | - 2014-15 |
| 5.  | 100 | Jhasmin BOWEN (1000-106d)     | - 2014-15 |
| 6.  | 98  | Ashley DANIELS (980-150d)     | - 2010-11 |
| 7.  | 96  | Ashley DANIELS (960-114d)     | - 2011-12 |
| 8.  | 92  | Kiara WILLIAMS (920-119d)     | - 2017-18 |
| 9.  | 90  | Kiesha BEARD (900-82d)        | - 2001-02 |
| 10. | 88  | Quistelle WILLIAMS (880-143d) | - 2012-13 |
|     | 88  | Melissa WOLFF (880-140d)      | - 2015-16 |
| 12. | 85  | Keira PEAK (850-106d)         | - 2012-13 |

|     |    |                            |           |
|-----|----|----------------------------|-----------|
| 13. | 82 | Whitney JONES (820-129d)   | - 2007-08 |
| 14. | 77 | Ashley DANIELS (770-115d)  | - 2009-10 |
| 15. | 76 | Melissa WOLFF (760-75d)    | - 2013-14 |
|     | 76 | Jessica JACKSON (760-110d) | - 2016-17 |
| 17. | 75 | Ruby VADEN (750-64d)       | - 2002-03 |
|     | 75 | Keira PEAK (750-73d)       | - 2013-14 |
| 19. | 74 | Dana CHERRY (740-91d)      | - 2002-03 |
|     | 74 | Sarah WATKINS (740-117d)   | - 2010-11 |

## OFFENSE REBOUND AVG (MINIMUM 5 GAMES)

|     |     |                               |         |
|-----|-----|-------------------------------|---------|
| 1.  | 4.2 | Lauren Ervin (31 games)       | 2006-07 |
| 2.  | 3.6 | Lauren ERVIN (16 games)       | 2007-08 |
| 3.  | 3.2 | Whitney JONES (32 games)      | 2008-09 |
| 4.  | 3.2 | Ruby VADEN (20 games)         | 2003-04 |
| 5.  | 3.2 | Melissa WOLFF (32 games)      | 2014-15 |
| 6.  | 3.1 | Jhasmin BOWEN (32 games)      | 2014-15 |
| 7.  | 3.0 | Kiara WILLIAMS (22 games)     | 2017-18 |
| 8.  | 3.0 | Ashley DANIELS (33 games)     | 2010-11 |
| 9.  | 3.0 | Kiara WILLIAMS (31 games)     | 2017-18 |
| 10. | 2.9 | Melissa WOLFF (30 games)      | 2015-16 |
| 11. | 2.9 | Ashley DANIELS (33 games)     | 2011-12 |
| 12. | 2.8 | Kiesha BEARD (32 games)       | 2001-02 |
| 13. | 2.8 | Kiara WILLIAMS (37 games)     | 2018-19 |
| 14. | 2.7 | Whitney JONES (30 games)      | 2007-08 |
| 15. | 2.7 | Quistelle WILLIAMS (33 games) | 2012-13 |
| 16. | 2.6 | Jessica JACKSON (29 games)    | 2016-17 |
| 17. | 2.6 | Keira PEAK (33 games)         | 2012-13 |
| 18. | 2.5 | Melissa WOLFF (30 games)      | 2013-14 |
| 19. | 2.5 | Keira PEAK (30 games)         | 2013-14 |
| 20. | 2.5 | Ashley DANIELS (31 games)     | 2009-10 |

## ASSISTS

|     |     |                 |           |
|-----|-----|-----------------|-----------|
| 1.  | 208 | Calli BERNA     | - 2012-13 |
| 2.  | 205 | Amy WRIGHT      | - 2001-02 |
|     | 205 | Calli BERNA     | - 2013-14 |
| 4.  | 176 | Brittney Vaughn | - 2006-07 |
| 5.  | 166 | Calli BERNA     | - 2014-15 |
| 6.  | 156 | Rochelle VAUGHN | - 2003-04 |
| 7.  | 150 | Lakishia HARPER | - 2002-03 |
| 8.  | 143 | C'eira RICKETTS | - 2011-12 |
| 9.  | 128 | C'eira RICKETTS | - 2009-10 |
|     | 128 | Brittney VAUGHN | - 2007-08 |
| 11. | 127 | C'eira RICKETTS | - 2010-11 |
| 12. | 125 | C'eira RICKETTS | - 2008-09 |
| 13. | 122 | Malica MONK     | - 2017-18 |
| 14. | 119 | Brittney VAUGHN | - 2005-06 |
| 15. | 117 | Malica MONK     | - 2018-19 |
| 16. | 106 | Destiny SLOCUM  | - 2020-21 |
| 17. | 100 | Rochelle VAUGHN | - 2005-06 |
|     | 100 | ATyanna Gauden  | 2019-20   |
| 19. | 98  | Lyndsay HARRIS  | - 2009-10 |
| 20. | 96  | Kristin PEOPLES | - 2004-05 |

## ASSISTS AVERAGE (MINIMUM 5 GAMES)

|     |     |                            |         |
|-----|-----|----------------------------|---------|
| 1.  | 6.8 | Calli BERNA (30 games)     | 2013-14 |
| 2.  | 6.4 | Amy WRIGHT (32 games)      | 2001-02 |
| 3.  | 6.3 | Calli BERNA (33 games)     | 2012-13 |
| 4.  | 5.7 | Brittney Vaughn (31 games) | 2006-07 |
| 5.  | 5.6 | Rochelle VAUGHN (28 games) | 2003-04 |
| 6.  | 5.2 | Calli BERNA (32 games)     | 2014-15 |
| 7.  | 4.5 | Lakishia HARPER (33 games) | 2002-03 |
| 8.  | 4.3 | C'eira RICKETTS (33 games) | 2011-12 |
| 9.  | 4.3 | Brittney VAUGHN (30 games) | 2007-08 |
| 10. | 4.3 | Brittney VAUGHN (28 games) | 2005-06 |
| 11. | 4.1 | C'eira RICKETTS (31 games) | 2009-10 |
| 12. | 3.9 | Malica MONK (31 games)     | 2017-18 |
| 13. | 3.9 | C'eira RICKETTS (32 games) | 2008-09 |
| 14. | 3.7 | C'eira RICKETTS (34 games) | 2010-11 |
| 15. | 3.7 | Kristin PEOPLES (13 games) | 2005-06 |



## BLOCKED SHOTS

|     |    |                  |           |
|-----|----|------------------|-----------|
| 1.  | 76 | Lauren Ervin     | - 2006-07 |
| 2.  | 63 | Sarah WATKINS    | - 2011-12 |
| 3.  | 58 | Sarah WATKINS    | - 2010-11 |
| 4.  | 54 | Kiara WILLIAMS   | - 2018-19 |
| 5.  | 53 | Shameka CHRISTON | - 2001-02 |
| 6.  | 47 | Whitney JONES    | - 2008-09 |
| 7.  | 46 | Shameka CHRISTON | - 2003-04 |
| 8.  | 45 | Jessica JACKSON  | - 2013-14 |
| 9.  | 41 | Sarah WATKINS    | - 2009-10 |
| 10. | 40 | Sarah WATKINS    | - 2012-13 |
| 11. | 35 | Shameka CHRISTON | - 2002-03 |
| 12. | 33 | Whitney Jones    | - 2006-07 |
| 33  |    | Jessica JACKSON  | - 2015-16 |
| 33  |    | Jessica JACKSON  | - 2014-15 |
| 33  |    | Ayana BRERETON   | - 2007-08 |
| 16. | 30 | Whitney JONES    | - 2007-08 |
| 30  |    | Melissa WOLFF    | - 2014-15 |
| 18. | 29 | Ruby VADEN       | - 2002-03 |
| 29  |    | Kiara WILLIAMS   | - 2017-18 |
| 20. | 28 | Alecia COOLEY    | - 2016-17 |
| 28  |    | Erynn Barnum     | - 2019-20 |

## BLOCKED SHOTS AVERAGE (MINIMUM 5 GAMES)

|     |     |                  |            |         |
|-----|-----|------------------|------------|---------|
| 1.  | 2.5 | Lauren Ervin     | (31 games) | 2006-07 |
| 2.  | 1.9 | Sarah WATKINS    | (33 games) | 2011-12 |
| 3.  | 1.7 | Shameka CHRISTON | (31 games) | 2001-02 |
| 1.7 |     | Sarah WATKINS    | (34 games) | 2010-11 |
| 1.7 |     | Lauren ERVIN     | (16 games) | 2007-08 |
| 6.  | 1.6 | Shameka CHRISTON | (28 games) | 2003-04 |
| 7.  | 1.5 | Jessica JACKSON  | (30 games) | 2013-14 |
| 1.5 |     | Whitney JONES    | (32 games) | 2008-09 |
| 9.  | 1.4 | Kiara WILLIAMS   | (37 games) | 2018-19 |
| 10. | 1.3 | Sarah WATKINS    | (31 games) | 2009-10 |
| 1.3 |     | Ruby VADEN       | (20 games) | 2003-04 |
| 12. | 1.2 | Kiara WILLIAMS   | (22 games) | 2018-19 |
| 1.2 |     | Sarah WATKINS    | (33 games) | 2012-13 |
| 14. | 1.1 | Jessica JACKSON  | (29 games) | 2015-16 |
| 1.1 |     | Ayana BRERETON   | (30 games) | 2007-08 |
| 1.1 |     | Shameka CHRISTON | (32 games) | 2002-03 |
| 1.1 |     | Whitney Jones    | (31 games) | 2006-07 |
| 18. | 1.0 | Jessica JACKSON  | (32 games) | 2014-15 |
| 1.0 |     | Whitney JONES    | (30 games) | 2007-08 |
| 1.0 |     | Erynn Barnum     | (27 games) | 2019-20 |

## STEALS

|     |    |                  |           |
|-----|----|------------------|-----------|
| 1.  | 88 | C'eira RICKETTS  | - 2011-12 |
| 2.  | 82 | C'eira RICKETTS  | - 2008-09 |
| 3.  | 77 | C'eira RICKETTS  | - 2010-11 |
| 4.  | 74 | C'eira RICKETTS  | - 2009-10 |
| 5.  | 72 | India LEWIS      | - 2001-02 |
| 6.  | 71 | Brittney Vaughn  | - 2006-07 |
| 7.  | 69 | Calli BERNA      | - 2012-13 |
| 8.  | 68 | India LEWIS      | - 2002-03 |
| 9.  | 66 | Amy WRIGHT       | - 2001-02 |
| 10. | 63 | Rochelle VAUGHN  | - 2004-05 |
| 63  |    | Charity FORD     | - 2009-10 |
| 12. | 62 | Malica MONK      | - 2016-17 |
| 13. | 61 | Shameka CHRISTON | - 2001-02 |
| 14. | 60 | Calli BERNA      | - 2013-14 |
| 15. | 58 | Brittney VAUGHN  | - 2007-08 |
| 16. | 57 | Rochelle VAUGHN  | - 2003-04 |
| 17. | 55 | Kristin PEOPLES  | - 2004-05 |
| 18. | 54 | Keira PEAK       | - 2012-13 |
| 19. | 52 | Kelsey BROOKS    | - 2014-15 |
| 52  |    | Alexis TOLEFREE  | - 2018-19 |

## STEALS AVERAGE (MINIMUM 5 GAMES)

|     |     |                  |            |         |
|-----|-----|------------------|------------|---------|
| 1.  | 2.7 | C'eira RICKETTS  | (33 games) | 2011-12 |
| 2.  | 2.6 | C'eira RICKETTS  | (32 games) | 2008-09 |
| 3.  | 2.4 | C'eira RICKETTS  | (31 games) | 2009-10 |
| 4.  | 2.3 | Malica MONK      | (27 games) | 2016-17 |
| 5.  | 2.3 | Brittney Vaughn  | (31 games) | 2006-07 |
| 6.  | 2.3 | C'eira RICKETTS  | (34 games) | 2010-11 |
| 7.  | 2.3 | India LEWIS      | (32 games) | 2001-02 |
| 2.3 |     | Kristin MOORE    | (12 games) | 2004-05 |
| 9.  | 2.1 | Charity FORD     | (30 games) | 2009-10 |
| 10. | 2.1 | Calli BERNA      | (33 games) | 2012-13 |
| 11. | 2.1 | Amy WRIGHT       | (32 games) | 2001-02 |
| 12. | 2.1 | India LEWIS      | (33 games) | 2002-03 |
| 13. | 2.0 | Rochelle VAUGHN  | (28 games) | 2003-04 |
| 14. | 2.0 | Rochelle VAUGHN  | (31 games) | 2004-05 |
| 15. | 2.0 | Calli BERNA      | (30 games) | 2013-14 |
| 16. | 2.0 | Shameka CHRISTON | (31 games) | 2001-02 |
| 17. | 1.9 | Brittney VAUGHN  | (30 games) | 2007-08 |
| 18. | 1.8 | Kristin PEOPLES  | (31 games) | 2004-05 |
| 19. | 1.7 | Shameka CHRISTON | (28 games) | 2003-04 |
| 20. | 1.6 | Keira PEAK       | (33 games) | 2012-13 |

## GAMES PLAYED

|     |    |                    |           |
|-----|----|--------------------|-----------|
| 1.  | 37 | Chelsea DUNGEE     | - 2018-19 |
| 37  |    | Alexis TOLEFREE    | - 2018-19 |
| 37  |    | Jailyn MASON       | - 2018-19 |
| 37  |    | Kiara WILLIAMS     | - 2018-19 |
| 37  |    | Taylah THOMAS      | - 2018-19 |
| 37  |    | Bailey ZIMMERMAN   | - 2018-19 |
| 37  |    | Malica MONK        | - 2018-19 |
| 8.  | 34 | Jamesha TOWNSEND   | - 2010-11 |
| 34  |    | C'eira RICKETTS    | - 2010-11 |
| 34  |    | Sarah WATKINS      | - 2010-11 |
| 11. | 33 | Quistelle WILLIAMS | - 2012-13 |
| 33  |    | Calli BERNA        | - 2011-12 |
| 33  |    | Lakishia HARPER    | - 2002-03 |
| 33  |    | Rochelle VAUGHN    | - 2002-03 |
| 33  |    | Ruby VADEN         | - 2002-03 |
| 33  |    | Dominique WILSON   | - 2012-13 |
| 33  |    | Ashley DANIELS     | - 2010-11 |
| 33  |    | Calli BERNA        | - 2012-13 |
| 33  |    | Yashira DELGADO    | - 2010-11 |
| 33  |    | Sarah WATKINS      | - 2011-12 |
| 33  |    | Ashley DANIELS     | - 2011-12 |
| 33  |    | Keira PEAK         | - 2012-13 |
| 33  |    | Jhasmin BOWEN      | - 2012-13 |
| 33  |    | Sarah WATKINS      | - 2012-13 |
| 33  |    | Dana CHERRY        | - 2002-03 |
| 33  |    | C'eira RICKETTS    | - 2011-12 |
| 33  |    | India LEWIS        | - 2002-03 |

## GAMES STARTED

|    |    |                    |           |
|----|----|--------------------|-----------|
| 1. | 37 | Chelsea DUNGEE     | - 2018-19 |
| 37 |    | Kiara WILLIAMS     | - 2018-19 |
| 37 |    | Malica MONK        | - 2018-19 |
| 4. | 36 | Alexis TOLEFREE    | - 2018-19 |
| 36 |    | Jailyn MASON       | - 2018-19 |
| 6. | 34 | Sarah WATKINS      | - 2010-11 |
| 34 |    | Jamesha TOWNSEND   | - 2010-11 |
| 34 |    | C'eira RICKETTS    | - 2010-11 |
| 9. | 33 | Lakishia HARPER    | - 2002-03 |
| 33 |    | Calli BERNA        | - 2012-13 |
| 33 |    | Keira PEAK         | - 2012-13 |
| 33 |    | Ashley DANIELS     | - 2011-12 |
| 33 |    | Sarah WATKINS      | - 2011-12 |
| 33 |    | Ashley DANIELS     | - 2010-11 |
| 33 |    | Quistelle WILLIAMS | - 2012-13 |
| 33 |    | C'eira RICKETTS    | - 2011-12 |
| 33 |    | India LEWIS        | - 2002-03 |

## MINUTES

|      |      |                  |           |
|------|------|------------------|-----------|
| 1.   | 1227 | Chelsea Dungee   | - 2018-19 |
| 2.   | 1189 | Calli BERNA      | - 2014-15 |
| 3.   | 1168 | Calli BERNA      | - 2012-13 |
| 4.   | 1149 | India LEWIS      | - 2002-03 |
| 5.   | 1145 | C'eira RICKETTS  | - 2010-11 |
| 6.   | 1111 | Jailyn Mason     | - 2018-19 |
| 7.   | 1103 | Kelsey BROOKS    | - 2014-15 |
| 8.   | 1102 | India LEWIS      | - 2001-02 |
| 9.   | 1081 | Malica MONK      | - 2018-19 |
| 10.  | 1061 | Malica MONK      | - 2017-18 |
| 11.  | 1059 | Amber Ramirez    | 2019-20   |
| 12.  | 1052 | Shameka CHRISTON | - 2002-03 |
| 13.  | 1045 | Melissa WOLFF    | - 2014-15 |
| 14.  | 1039 | C'eira RICKETTS  | - 2009-10 |
| 15.  | 1037 | Amy WRIGHT       | - 2001-02 |
| 16.  | 1032 | Calli BERNA      | - 2013-14 |
| 1032 |      | Jessica JACKSON  | - 2014-15 |
| 18.  | 1031 | Jailyn MASON     | - 2017-18 |
| 19.  | 1028 | Chelsea Dungee   | 2019-20   |
| 20.  | 1027 | C'eira RICKETTS  | - 2011-12 |

## MINUTES AVERAGE

|      |      |                  |            |         |
|------|------|------------------|------------|---------|
| 1.   | 37.2 | Calli BERNA      | (32 games) | 2014-15 |
| 2.   | 35.4 | Calli BERNA      | (33 games) | 2012-13 |
| 3.   | 34.8 | India LEWIS      | (33 games) | 2002-03 |
| 4.   | 34.5 | Kelsey BROOKS    | (32 games) | 2014-15 |
| 5.   | 34.4 | India LEWIS      | (32 games) | 2001-02 |
| 6.   | 34.4 | Calli BERNA      | (30 games) | 2013-14 |
| 7.   | 34.2 | Malica MONK      | (31 games) | 2017-18 |
| 8.   | 33.8 | Rochelle VAUGHN  | (28 games) | 2003-04 |
| 9.   | 33.7 | C'eira RICKETTS  | (34 games) | 2010-11 |
| 10.  | 33.5 | C'eira RICKETTS  | (31 games) | 2009-10 |
| 11.  | 33.3 | Jailyn MASON     | (31 games) | 2017-18 |
| 12.  | 33.2 | Chelsea Dungee   | (37 games) | 2018-19 |
| 33.2 |      | Shameka CHRISTON | (28 games) | 2003-04 |
| 14.  | 33.1 | Amber Ramirez    | (32 games) | 2019-20 |
| 15.  | 32.9 | Shameka CHRISTON | (32 games) | 2002-03 |
| 16.  | 32.7 | Melissa WOLFF    | (32 games) | 2014-15 |
| 17.  | 32.4 | Amy WRIGHT       | (32 games) | 2001-02 |
| 18.  | 32.4 | Chelsea DUNGEE   | (27 games) | 2020-21 |
| 19.  | 32.2 | Jessica JACKSON  | (32 games) | 2014-15 |
| 20.  | 32.1 | Chelsea DUNGEE   | (32 games) | 2019-20 |



# INDIVIDUAL GAME (SINCE 1981-82)

## MOST POINTS

| Pts.             | NAME                 | OPPONENT              | DATE         |
|------------------|----------------------|-----------------------|--------------|
| <b>40 POINTS</b> |                      |                       |              |
| 1. 44            | Shelly Wallace       | vs. Oral Roberts      | 12/12/88 (1) |
| 2. 41            | Chelsea Dungee       | vs. Auburn            | 2/10/19 ^    |
| 3. 40            | Shamika Christon     | vs. #8 Vanderbilt     | 3/2/02 !     |
| <b>30 POINTS</b> |                      |                       |              |
| 4. 39            | Delmonica DeHorney   | vs. #2 Stanford       | 3/24/90 \$   |
| 5. 38            | Chelsea Dungee       | vs. Ole Miss          | 2/19/21      |
| 38               | Chelsea Dungee       | vs. Missouri          | 1/12/20      |
| 7. 37            | Chelsea Dungee       | vs. #3 UConn          | 1/28/21      |
| 37               | Chelsea Dungee       | vs. Houston           | 3/21/19 @    |
| 37               | Dominique Washington | vs. Ole Miss          | 2/26/06 &    |
| 37               | Bettye Fiscus        | at Alaska             | 2/27/82      |
| 11. 36           | Shameka Christon     | vs. Clemson           | 3/15/02      |
| 36               | Shannon Jones        | vs. Washington St.    | 12/31/92     |
| 36               | Shelly Wallace       | at SMU                | 2/15/89      |
| 14. 35           | Amber Ramirez        | vs. Alabama           | 2/28/21      |
| 35               | Alexis Tolefree      | at Missouri           | 2/2/20       |
| 35               | Shelly Wallace       | at SW Missouri        | 12/17/88 (1) |
| 35               | Wendi Willits        | vs. Oklahoma          | 3/14/99      |
| 17. 34           | Jessica Jackson      | Houston Baptist       | 12/28/16     |
| 34               | Delmonica DeHorney   | at Texas Tech         | 1/6/90       |
| 34               | Shelly Wallace       | vs. Texas Tech        | 3/9/89 (SWC) |
| 34               | Shelly Wallace       | at Texas Tech         | 2/2/88       |
| 34               | Lanell Dawson        | at TCU                | 1/4/86       |
| 18. 33           | Chelsea Dungee       | vs. Florida           | 1/14/21      |
| 33               | Chelsea Dungee       | vs. Ole Miss          | 2/24/19      |
| 33               | Shameka Christon     | at Ole Miss           | 2/29/04      |
| 33               | Shameka Christon     | vs. #6 LSU            | 3/7/03       |
| 33               | Wendi Willits        | at Georgia            | 2/21/99      |
| 33               | Christy Smith        | vs. Ohio State        | 11/19/95     |
| 33               | Delmonica DeHorney   | vs. Lamar             | 3/20/91      |
| 33               | Delmonica DeHorney   | vs. SW Missouri       | 12/19/87     |
| 25. 32           | Chelsea Dungee       | vs. Kansas State      | 12/7/19      |
| 32               | Chelsea Dungee       | vs. South Carolina    | 2/3/19       |
| 32               | Kimberly Wilson      | vs. Pittsburgh        | 11/25/94     |
| 32               | Delmonica DeHorney   | vs. #6 SFA            | 3/22/90      |
| 32               | Shelly Wallace       | vs. Houston           | 3/4/89       |
| 32               | Shelly Wallace       | vs. UTSA              | 12/3/88      |
| 30. 31           | Chelsea Dungee       | vs. Georgia           | 3/7/19       |
| 31               | Chelsea Dungee       | vs. #15 SC            | 3/8/19       |
| 31               | Jessica Jackson      | vs. Ole Miss          | 1/19/14      |
| 31               | Shameka Christon     | at South Carolina     | 1/18/04      |
| 31               | Shameka Christon     | at Alabama            | 2/15/04      |
| 31               | Christy Smith        | vs. Dayton            | 1/2/96       |
| 31               | Delmonica DeHorney   | vs. #22 N'western     | 3/16/91      |
| 31               | Lisa Martin          | vs. #6 SFA            | 3/11/89      |
| 31               | Bettye Fiscus        | vs. Oklahoma City     | 3/11/82      |
| 31               | Lita Stricklin       | vs. Phillips          | 2/15/80      |
| 40. 30           | Chelsea Dungee       | at Tennessee          | 1/7/21       |
| 30               | Alexis Tolefree      | Auburn                | 3/5/20       |
| 30               | Alexis Tolefree      | at #9 Mississippi St. | 2/27/20      |
| 30               | Alexis Tolefree      | vs. Kentucky          | 2/9/20       |
| 30               | Sytia Messer         | vs. Memphis           | 12/19/97     |
| 30               | Kimberly Wilson      | vs. LSU               | 1/31/96      |
| 30               | Christy Smith        | vs. Alabama           | 3/4/95       |
| 30               | Shea Henderson       | vs. SMU               | 12/21/93     |
| 30               | Amber Nicholas       | vs. Baylor            | 3/6/91       |
| 30               | Juliet Jackson       | at #6 Georgia         | 3/18/90      |
| 30               | Lanell Dawson        | vs. Providence        | 3/20/87      |
| 30               | Bettye Fiscus        | vs. Delta State       | 2/7/83       |
| 30               | Bettye Fiscus        | vs. New Orleans       | 3/13/82      |
| 30               | Bettye Fiscus        | vs. Wichita State     | 2/20/82      |
| 30               | Kim Bunge            | vs. McNeese           | 2/14/81      |
| 30               | Lita Stricklin       | vs. N'eastern Okla.   | 2/1/80       |
| 30               | Keira Peak           | vs. #13 Oklahoma      | 11/23/12     |

(1) -- Most in consecutive games

## 25-29 POINTS

|        |                      |                    |                |
|--------|----------------------|--------------------|----------------|
| 46. 29 | Destiny Slocum       | at LSU             | 2/21/21        |
| 29     | Amber Ramirez        | vs. Tennessee      | 2/20/20        |
| 29     | Devin Cosper         | Tennessee          | 2/8/18         |
| 29     | Jessica Jackson      | Tulsa              | 11/23/15       |
| 29     | C'eira Ricketts      | at Vanderbilt      | 1/20/11        |
| 29     | Ruby Vaden           | Vanderbilt         | 1/29/04        |
| 29     | Wendi Willits        | UNC-Wilmington     | 11/26/99       |
| 29     | Kimberly Wilson      | at Arizona         | 3/22/96 (NWIT) |
| 29     | Shea Hopson          | Auburn             | 1/11/92        |
| 29     | Delmonica DeHorney   | at Texas Tech      | 1/12/91        |
| 29     | Shelly Wallace       | at UT-San Antonio  | 1/9/89         |
| 54. 28 | Chelsea Dungee       | Tennessee Tech     | 12/4/19        |
| 28     | Chelsea Dungee       | Georgia            | 1/31/19        |
| 28     | Kelsey Brooks        | South Dakota St.   | 12/04/14       |
| 28     | Sarah Watkins        | at Ole Miss        | 1/31/13        |
| 28     | C'eira Ricketts      | Alabama            | 02/27/11       |
| 28     | C'eira Ricketts      | vs. USF            | 11/12/11       |
| 28     | Shameka Christon     | at Wichita State   | 11/21/03       |
| 28     | Shameka Christon     | at TCU             | 12/6/03        |
| 28     | Shameka Christon     | at Indiana         | 12/20/03       |
| 28     | Shameka Christon     | Georgia            | 2/8/04         |
| 28     | Shameka Christon     | La-Lafayette       | 1/6/03         |
| 28     | Delmonica DeHorney   | Texas A&M          | 1/22/91        |
| 28     | Delmonica DeHorney   | Texas A&M          | 2/20/90        |
| 65. 27 | Chelsea Dungee       | Wright State       | 3/22/21        |
| 27     | Chelsea Dungee       | at Missouri        | 2/4/21         |
| 27     | Chelsea Dungee       | Wisconsin          | 11/30/19       |
| 27     | Makayla Daniels      | Oral Roberts       | 11/14/19       |
| 27     | Chelsea Dungee       | #22 ISU            | 12/02/18       |
| 27     | Shameka Christon     | LSU                | 1/22/04        |
| 27     | Wendi Willits        | BYU                | 12/4/00        |
| 27     | Wendi Willits        | ORU                | 11/28/98       |
| 27     | Karyn Karlin         | at Providence      | 11/21/97       |
| 27     | Kimberly Wilson      | SMU                | 12/3/94        |
| 27     | Kimberly Wilson      | Sam Houston State  | 12/22/94       |
| 27     | Christy Smith        | at Auburn          | 1/22/95        |
| 27     | Delmonica DeHorney   | at Texas A&M       | 2/4/91         |
| 27     | Delmonica DeHorney   | SMU                | 2/17/90        |
| 27     | Shelly Wallace       | at Tennessee State | 11/27/88       |
| 27     | Shelly Wallace       | MVSU               | 12/10/88       |
| 27     | Tracy Webb           | Houston            | 2/19/85        |
| 27     | Bettye Fiscus        | Auburn             | 11/24/84       |
| 27     | Bettye Fiscus (LRHS) | vs. Miami          | 11/23/84       |
| 27     | Bettye Fiscus        | Oklahoma State     | 2/16/82        |
| 80. 26 | Destiny Slocum       | Mississippi State  | 2/11/21        |
| 26     | Amber Ramirez        | Stony Brook        | 11/17/19       |
| 26     | Jessica Jackson      | Georgia            | 2/2/17         |
| 26     | Christasia Walter    | at Oral Roberts    | 03/23/11       |
| 26     | Lyndsay Harris       | Georgia            | 01/13/11       |
| 26     | Dominique Robinson   | Texas Southern     | 12/21/11       |
| 26     | Charity Ford         | Miss St.           | 1/14/10        |
| 26     | Lyndsay Harris       | vs. Iona           | 11/26/09       |
| 26     | Sarah Pfeifer        | at Arkansas State  | 3/21/05        |
| 26     | India Lewis          | TCU                | 11/25/02       |
| 26     | Karyn Karlin         | Iowa               | 1/30/00        |
| 26     | Karyn Karlin         | at Montana         | 12/30/98       |
| 26     | Kelly Johnson        | Stephen F. Austin  | 2/13/96        |
| 26     | Kimberly Wilson      | TCU                | 2/1/95         |
| 26     | Delmonica DeHorney   | Baylor             | 2/27/91        |
| 26     | Delmonica DeHorney   | at Baylor          | 1/26/91        |
| 26     | Delmonica DeHorney   | at New Orleans     | 1/22/90        |
| 26     | Delmonica DeHorney   | at Texas           | 2/23/90        |
| 26     | Shelly Wallace       | at TCU             | 1/10/89        |
| 26     | Juliet Jackson       | Texas A&M          | 1/17/89        |
| 26     | Lanell Dawson        | at SWMS            | 12/18/86       |
| 26     | Tracy Webb           | at Rice            | 2/14/87        |
| 26     | Lanell Dawson        | at SMU             | 2/1/86         |
| 26     | Bettye Fiscus        | Baylor             | 3/2/85         |
| 26     | Bettye Fiscus        | ORU                | 11/19/84       |
| 26     | Bettye Fiscus        | Texas Tech         | 1/19/83        |
| 26     | Bettye Fiscus        | Texas Tech         | 2/24/83        |
| 26     | Bettye Fiscus        | at Texas           | 2/21/83        |

|         |                      |                      |                |
|---------|----------------------|----------------------|----------------|
| 26      | Bettye Fiscus        | at California        | 12/5/82        |
| 107. 25 | Chelsea Dungee       | FGCU                 | 11/28/20       |
| 25      | Chelsea Dungee       | Missouri             | 1/3/21         |
| 25      | Chelsea Dungee       | at Georgia           | 1/25/21        |
| 25      | Alexis Tolefree      | at Vanderbilt        | 1/19/19        |
| 25      | Amber Ramirez        | at Auburn            | 1/5/20         |
| 25      | Malica Monk          | South Carolina (SEC) | 2/3/19         |
| 25      | Chelsea Dungee       | Missouri (SEC)       | 2/28/19        |
| 25      | Malica Monk          | at Florida (SEC)     | 1/27/19        |
| 25      | Chelsea Dungee       | MSU (SEC)            | 1/3/19         |
| 25      | Chelsea Dungee       | at Florida (SEC)     | 1/27/19        |
| 25      | Kiara Williams       | Vanderbilt (SEC)     | 2/28/18        |
| 25      | Malica Monk          | Tennessee            | 2/8/18         |
| 25      | Jessica Jackson      | vs. No. 13 Tenn.     | 1/14/16        |
| 25      | Jessica Jackson      | at No. 19/18 LS      | 2/23/14        |
| 25      | Jessica Jackson      | Ole Miss             | 3/5/15         |
| 25      | Sarah Watkins        | No. 8/10 Kentucky    | 2/7/13         |
| 25      | Sarah Watkins        | Lamar                | 3/17/11        |
| 25      | Sarah Watkins        | at Hawai'i           | 11/24/12       |
| 25      | Dominique Washington | Memphis              | 11/21/05       |
| 25      | Shameka Christon     | at SFA               | 12/28/03       |
| 25      | Shameka Christon     | at Florida           | 2/22/04        |
| 25      | Shameka Christon     | LSU                  | 1/19/03        |
| 25      | Shameka Christon     | Alabama              | 3/2/03         |
| 25      | Shameka Christon     | at Boston College    | 11/20/01       |
| 25      | Shameka Christon     | LSU                  | 2/10/02        |
| 25      | Wendi Willits        | Tulsa                | 1/5/01         |
| 25      | Wendi Willits        | LSU                  | 1/13/00        |
| 25      | Karyn Karlin         | at LSU               | 2/12/00        |
| 25      | Lonniya Bragg        | at Florida           | 3/2/00         |
| 25      | Wendi Willits        | Missouri             | 3/18/00 (WNIT) |
| 25      | Wendi Willits        | at Auburn            | 2/7/99         |
| 25      | Sytia Messer         | at Stephen F. Austin | 1/28/97        |
| 25      | Christy Smith        | Rice                 | 11/25/95       |
| 25      | Stephanie Bloomer    | Kentucky             | 2/4/95         |
| 25      | Kimberly Wilson      | South Carolina       | 2/12/94        |
| 25      | Delmonica DeHorney   | SMU                  | 1/19/91        |
| 25      | Delmonica DeHorney   | TCU                  | 1/13/90        |
| 25      | Delmonica DeHorney   | Rice                 | 3/3/90         |
| 25      | Shelly Wallace       | Texas Tech           | 1/3/89         |
| 25      | Shelly Wallace       | Rice                 | 1/28/89        |
| 25      | Shelly Wallace       | at Texas Tech        | 2/4/89         |
| 25      | Lisa Martin          | Miss Valley State    | 11/30/87       |
| 25      | Shelly Wallace       | Baylor               | 1/19/88        |
| 25      | Shelly Wallace       | at Houston           | 3/2/88         |
| 25      | Bettye Fiscus        | at Texas Tech        | 1/15/85        |
| 25      | Bettye Fiscus        | at Texas A&M         | 1/2/85         |
| 25      | Bettye Fiscus        | at Oklahoma State    | 12/1/84        |
| 25      | Amanda Holley        | Texas                | 2/18/84        |
| 25      | Bettye Fiscus        | SMU                  | 1/30/83        |
| 25      | Bettye Fiscus        | Murray State         | 2/4/83         |
| 25      | Amanda Holley        | at Kansas State      | 11/26/82       |

## FIELD GOALS MADE

| FGM    | NAME               | OPPONENT          | DATE         |
|--------|--------------------|-------------------|--------------|
| 1. 16  | Shelly Wallace     | Oral Roberts      | 12/12/88 (1) |
| 16     | Shelly Wallace     | vs. Texas Tech    | 3/9/89 (SWC) |
| 3. 15  | Delmonica DeHorney | vs. #2 Stanford   | 3/24/90 \$   |
| 4. 14  | Delmonica DeHorney | vs. Lamar         | 3/20/91      |
| 14     | Delmonica DeHorney | at Texas Tech     | 1/6/90       |
| 14     | Delmonica DeHorney | vs. #6 SFA        | 3/22/90      |
| 14     | Shelly Wallace     | at Texas Tech     | 2/2/88       |
| 14     | Lanell Dawson      | at TCU            | 1/4/86       |
| 14     | Bettye Fiscus      | vs. Wichita State | 2/20/82      |
| 10. 13 | Chelsea Dungee     | vs. #3 UConn      | 1/28/21      |
| 13     | Shameka Christon   | at South Carolina | 1/18/04      |
| 13     | Rudy Vaden         | Vanderbilt        | 1/29/04      |
| 13     | Shameka Christon   | at Ole Miss       | 2/29/04      |
| 13     | Wendi Willits      | UNC Wilmington    | 11/26/99     |
| 13     | Shelly Wallace     | vs. UTSA          | 12/3/88      |
| 13     | Shelly Wallace     | at SW Missouri    | 12/17/88 (1) |
| 13     | Delmonica DeHorney | vs. SW Missouri   | 12/19/87     |
| 13     | Bettye Fiscus      | Texas Tech        | 1/19/83      |

\$ -- Most in NCAA tournament game  
 \* -- Most versus ranked team  
 ^ -- Most in SEC regular season game  
 ! -- Most in SEC tournament game  
 @ -- Most in WNIT/NWIT game  
 & -- Most by player off the bench

# INDIVIDUAL GAME TOP TEN (SINCE 1981-82)

## FIELD GOALS ATTEMPTED

|    | FGA | NAME             | OPPONENT        | DATE         |
|----|-----|------------------|-----------------|--------------|
| 1. | 28  | Chelsea Dungee   | Kansas State    | 12/7/19      |
|    | 28  | Malica Monk      | Florida         | 1/18/18      |
| 3. | 27  | Pat Keck         | NWACC           | 11/19/76     |
| 4. | 26  | Shameka Christon | at TCU          | 12/6/03      |
|    | 26  | Chelsea Dungee   | at Tennessee    | 1/7/21       |
| 6. | 25  | Chelsea Dungee   | vs. No. 1 SC    | 2/6/20       |
|    | 25  | Malica Monk      | at Tennessee    | 1/21/19      |
|    | 25  | Devin Cosper     | at Nebraska     | 11-16-17     |
|    | 25  | Jessica Jackson  | #13/15 Kentucky | 02/26/15     |
|    | 25  | Shameka Christon | at Tulsa        | 12/9/03      |
|    | 25  | Shelly Wallace   | vs. Texas Tech  | 3/9/89 (SWC) |
|    | 25  | Brenda Rhodes    | Texas           | 1/12/85      |

## FIELD GOAL PERCENTAGE (8 MADE)

|    | PCT   | NAME               | OPPONENT           | DATE             | M/A        |
|----|-------|--------------------|--------------------|------------------|------------|
| 1. | 1.000 | Lauren Ervin       | at Auburn          | 01/14/07         | 9-9        |
|    | 1.000 | Loniya Dragg       | Georgia Tech       | 3/21/00          | 9-9 (WNIT) |
|    | 1.000 | LaNel Dawson       | at Baylor          | 2/26/86          | 10-10      |
|    | 1.000 | Bettye Fiscus      | Evangel College    | 1/9/92           | 8-8        |
| 5. | .929  | Rudy Vaden         | Vanderbilt         | 1/29/04          | 13-14      |
| 6. | .917  | Dominique Robinson | Texas Southern     | 12/21/11         | 11-12      |
|    | .917  | Shelly Wallace     | at Tennessee State | 11/27/88         | 11-12      |
| 8. | .900  | Karyn Karlin       | Alcorn State       | 12/31/96         | 9-10       |
|    | .900  | Shelly Wallace     | vs. #6 Texas       | 3/11/89-10 (SWC) |            |
|    | .900  | LaNel Dawson       | Texas A&M          | 3/1/86           | 9-10       |

## 3-POINT FIELD GOALS MADE

|    | 3PT | NAME                 | OPPONENT      | DATE     |
|----|-----|----------------------|---------------|----------|
| 1. | 9   | Wendi Willits        | at Georgia    | 2/21/99  |
| 2. | 8   | Amber Ramirez        | Alabama       | 2/28/21  |
|    | 8   | Lyndsay Harris       | Georgia       | 1/13/11  |
|    | 8   | Lyndsay Harris       | vs IONA       | 11/26/09 |
|    | 8   | Wendi Willits        | ORU           | 11/28/98 |
| 6. | 7   | Alexis Tolefree      | Auburn        | 3/5/20   |
|    | 7   | Amber Ramirez        | at Auburn     | 1/5/20   |
|    | 7   | Amber Ramirez        | vs. NWSU      | 12/15/19 |
|    | 7   | Dominique Washington | Tennessee     | 02/22/07 |
|    | 7   | Dominique Washington | at Auburn     | 01/14/07 |
|    | 7   | Dominique Washington | at Ole Miss   | 2/26/06  |
|    | 7   | Donica Cosby         | vs SFA        | 12/20/06 |
|    | 7   | Shameka Christon     | at Alabama    | 2/15/04  |
|    | 7   | Wendi Willits        | Tulsa         | 1/5/01   |
|    | 7   | Wendi Willits        | Howard        | 2/15/01  |
|    | 7   | Wendi Willits        | at Auburn     | 2/22/01  |
|    | 7   | Wendi Willits        | at Auburn     | 2/7/99   |
|    | 7   | Wendi Willits        | Oklahoma      | 3/14/99  |
|    | 7   | Wendi Willits        | at Providence | 11/21/97 |

## 3-POINT FIELD GOALS ATTEMPTED

|    | 3PA | NAME                 | OPPONENT      | DATE     |
|----|-----|----------------------|---------------|----------|
| 1. | 18  | Dominique Washington | Tennessee     | 02/22/07 |
| 2. | 16  | Alexis Tolefree      | vs. Pitt      | 11/24/18 |
|    | 16  | Devin Cosper         | at Nebraska   | 11/16/17 |
|    | 16  | Wendi Willits        | Oklahoma      | 3/14/99  |
| 5. | 15  | Amber Ramirez        | Auburn        | 1/31/21  |
|    | 15  | Alexis Tolefree      | Auburn        | 3/5/20   |
| 6. | 14  | Amber Ramirez        | Auburn        | 3/5/20   |
|    | 14  | Alexis Tolefree      | vs. Tennessee | 2/20/20  |
|    | 14  | Amber Ramirez        | at Auburn     | 1/5/20   |
|    | 14  | Amber Ramirez        | Alabama       | 2/28/21  |
|    | 14  | Amber Ramirez        | at SMU        | 12/9/20  |
|    | 14  | Donica Cosby         | Miss St.      | 01/07/07 |
|    | 14  | Dominique Washington | at Ole Miss   | 2/26/06  |
|    | 14  | Devin Cosper         | at Vanderbilt | 2/25/18  |

## 3-POINT FG PERCENTAGE (6 MADE)

|     | PCT   | NAME                | OPPONENT     | DATE           | M/A       |
|-----|-------|---------------------|--------------|----------------|-----------|
| 1.  | 1.000 | Kimberly Wilson     | at Butler    | 1/10/94        | 6-6       |
| 2.  | .857  | Makayla Daniels     | Oral Roberts | 11/14/19       | 6-7       |
|     | .857  | McKenzie Adams      | TULSA        | 12/10/13       | 6-7       |
|     | .857  | Amber Nicholas      | Baylor       | 3/6/91         | 6-7 (SEC) |
| 4.  | .750  | R. Northcross-Baker | UTA          | 12/17/17       | 6-8       |
|     | .750  | Wendi Willits       | LSU          | 1/13/00        | 6-8       |
|     | .750  | Wendi Willits       | Harvard      | 3/15/98 (NCAA) | 6-8       |
| 7.  | .727  | Wendi Willits       | ORU          | 11/28/98       | 8-11      |
| 8.  | .700  | Donica Cosby        | vs SFA       | 12/20/06       | 7-10      |
|     | .700  | Wendi Willits       | Tulsa        | 1/5/01         | 7-10      |
| 10. | .667  | Lyndsay Harris      | vs Florida   | 03/03/11       | 6-9       |
|     | .667  | Lyndsay Harris      | vs IONA      | 11/26/09       | 8-12      |
|     | .667  | Kimberly Wilson     | Alabama      | 1/4/96         | 6-9       |
|     | .667  | Shea Hopson         | Auburn       | 1/11/92        | 6-9       |

## FREE THROWS MADE

|    | FTM | NAME           | OPPONENT            | DATE     |
|----|-----|----------------|---------------------|----------|
| 1. | 17  | Chelsea Dungee | Florida             | 1/14/21  |
|    | 17  | Chelsea Dungee | Auburn              | 2/10/19  |
| 3. | 16  | Shelly Wallace | vs. Houston         | 3/4/89   |
| 4. | 15  | Christy Smith  | Ohio State          | 11/19/95 |
|    | 15  | Bettye Fiscus  | at Alaska-Anchorage | 2/27/82  |
| 6. | 14  | Chelsea Dungee | Wright State        | 3/22/21  |
|    | 14  | Chelsea Dungee | Ole Miss            | 2/19/21  |
| 8. | 14  | India Lewis    | TCU                 | 11/25/02 |
|    | 14  | Sytia Messer   | at Alabama          | 2/18/99  |
|    | 14  | Shea Henderson | vs. San Francisco   | 12/4/93  |
|    | 14  | Shelly Wallace | at SMU              | 2/15/89  |

## FREE THROWS ATTEMPTED

|    | FTMA | NAME             | OPPONENT            | DATE     |
|----|------|------------------|---------------------|----------|
| 1. | 20   | Kelsey Brooks    | vs Oklahoma         | 12/21/14 |
|    | 20   | Shelly Wallace   | vs. Houston         | 3/4/89   |
| 3. | 18   | Chelsea Dungee   | Wright State        | 3/22/21  |
| 4. | 17   | Chelsea Dungee   | Ole Miss            | 2/19/21  |
|    | 17   | Chelsea Dungee   | Florida             | 1/14/21  |
|    | 17   | Shea Henderson   | at Kent State       | 11/30/93 |
|    | 17   | Shea Henderson   | Alabama             | 2/2/94   |
|    | 17   | Bettye Fiscus    | at Alaska-Anchorage | 2/27/82  |
| 9. | 16   | Jessica Jackson  | Georgia             | 2/2/17   |
|    | 16   | Kelsey Brooks    | South Dakota St.    | 12/04/14 |
|    | 16   | Kristin Peoples  | Cincinnati          | 1/2/05   |
|    | 16   | Shameka Christon | at Florida          | 2/22/04  |
|    | 16   | India Lewis      | TCU                 | 11/25/02 |
|    | 16   | Sytia Messer     | at Alabama          | 2/18/99  |
|    | 16   | Shea Henderson   | vs. San Francisco   | 12/4/93  |

## FREE THROW PERCENTAGE (10 MADE)

|    | PCT   | NAME               | OPPONENT          | DATE     | M/A   |
|----|-------|--------------------|-------------------|----------|-------|
| 1. | 1.000 | Chelsea Dungee     | Florida           | 1/14/21  | 17-17 |
|    | 1.000 | Chelsea Dungee     | South Carolina    | 3/8/19   | 13-13 |
|    | 1.000 | Devin Cosper       | Alabama           | 1/7/18   | 12-12 |
|    | 1.000 | Malica Monk        | UTA               | 12/17/17 | 12-12 |
|    | 1.000 | Charity Ford       | Sam Houston St.   | 12/29/09 | 10-10 |
|    | 1.000 | Kristin Peoples    | Grambling         | 11/29/05 | 11-11 |
|    | 1.000 | Christy Smith      | at Kentucky       | 1/31/98  | 10-10 |
|    | 1.000 | Christy Smith      | Ohio State        | 11/19/95 | 15-15 |
|    | 1.000 | Kimberly Wilson    | ORU               | 2/22/96  | 10-10 |
|    | 1.000 | Kimberly Wilson    | vs. Pittsburgh    | 11/25/94 | 10-10 |
|    | 1.000 | Christy Smith      | South Carolina    | 3/3/95   | 10-10 |
|    | 1.000 | Stephanie Bloomer  | LSU               | 2/8/94   | 10-10 |
|    | 1.000 | Delmonica DeHorney | vs. #22 N'western | 3/16/91  | 11-11 |
|    | 1.000 | Bettye Fiscus      | Creighton         | 2/25/85  | 12-12 |

## MOST ASSISTS

|     | AST | NAME            | OPPONENT          | DATE          |
|-----|-----|-----------------|-------------------|---------------|
| 1.  | 18  | Donna Wilson    | at Houston        | 3/2/88        |
| 2.  | 14  | Brittney Vaughn | at Tulsa          | 12/16/06      |
|     | 14  | Amy Wright      | Howard            | 2/15/01       |
|     | 14  | Amber Nicholas  | Ole Miss          | 12/15/90      |
| 5.  | 13  | Calli Berna     | SAM HOUSTON St.   | 11/08/13      |
|     | 13  | Calli Berna     | MVSU              | 12/28/13      |
|     | 13  | Shea Henderson  | at Kent State     | 11/30/93      |
|     | 13  | Amber Nicholas  | vs. #2 Stanford   | 3/24/90 \$    |
|     | 13  | Donna Wilson    | vs. #6 Texas      | 3/11/89 (SWC) |
| 10. | 12  | Calli Berna     | OLE MISS          | 01/19/14      |
|     | 12  | Calli Berna     | SIUE              | 03/14/13      |
|     | 12  | Calli Berna     | COPPIN St.        | 12/28/12      |
|     | 12  | C'eira Ricketts | Auburn University | 01/18/09      |
|     | 12  | Brittney Vaughn | New Orleans       | 12/21/05      |
|     | 12  | Rochelle Vaughn | Georgia           | 2/8/04        |
|     | 12  | Amy Wright      | Mississippi State | 3/1/01        |
|     | 12  | Amy Wright      | LSU               | 2/11/99       |
|     | 12  | Amber Nicholas  | #6 SF Austin      | 3/22/90       |
|     | 12  | Donna Wilson    | Texas A&M         | 3/10/88       |

## MOST STEALS

|    | STL | NAME               | OPPONENT           | DATE     |
|----|-----|--------------------|--------------------|----------|
| 1. | 10  | India Lewis        | Tulsa              | 12/9/02  |
| 2. | 8   | C'eira Ricketts    | vs USF             | 11/12/11 |
|    | 8   | Brittney Vaughn    | Alabama            | 01/18/07 |
|    | 8   | Kristin Moore      | Western Kentucky   | 11/28/04 |
|    | 8   | Angela Davis       | Alabama State      | 11/29/91 |
|    | 8   | Tracy Webb         | Grambling          | 12/16/84 |
| 7. | 7   | Calli Berna        | MIDDLE TENN St.    | 11/19/13 |
|    | 7   | Kelsey Brooks      | Florida            | 02/06/14 |
|    | 7   | Lyndsay Harris     | DU                 | 11/14/10 |
|    | 7   | Lyndsay Harris     | Davidson           | 11/14/10 |
|    | 7   | C'eira Ricketts    | DU                 | 11/14/10 |
|    | 7   | C'eira Ricketts    | Davidson           | 11/14/10 |
|    | 7   | Rochelle Vaughn    | at TCU             | 12/6/03  |
|    | 7   | India Lewis        | at Princeton       | 11/27/99 |
|    | 7   | Sytia Messer       | vs. St Bonaventure | 12/29/98 |
|    | 7   | Christy Smith      | at LSU             | 2/11/98  |
|    | 7   | Stephanie Bloomer  | ORU                | 2/23/94  |
|    | 7   | Amber Nicholas     | Oral Roberts       | 1/30/92  |
|    | 7   | Delmonica DeHorney | TCU                | 2/16/91  |
|    | 7   | Christi Willson    | Rice               | 3/3/90   |
|    | 7   | Brenda Rhodes      | Texas              | 1/12/85  |
|    | 7   | Amanda Holley      | Texas A&M          | 2/6/84   |
|    | 7   | Cheryl Orcholski   | Indiana            | 2/26/82  |

## MOST BLOCKED SHOTS

|    | BLK | NAME               | OPPONENT               | DATE         |
|----|-----|--------------------|------------------------|--------------|
| 1. | 9   | Robyn Irwin        | UTSA                   | 12/19/87     |
| 2. | 8   | Lauren Ervin       | Cincinnati             | 12/28/06     |
| 3. | 7   | Lauren Ervin       | La. -Monroe            | 11/13/06     |
|    | 7   | Shaka Massey       | Texas Southern         | 11/27/95     |
|    | 7   | Kim Bunge          | at Northeast Louisiana | 12/5/81      |
| 6. | 6   | Lauren Ervin       | Miss                   | 02/04/07     |
|    | 6   | Sarah Watkins      | KENTUCKY               | 01/06/11     |
|    | 6   | Sarah Watkins      | VANDERBILT             | 1/19/12      |
|    | 6   | Delmonica DeHorney | at New Orleans         | 1/22/90      |
|    | 6   | Joy Oakly          | at Tulsa               | 12/5/01      |
|    | 6   | Delmonica DeHorney | Houston                | 3/7/91 (SWC) |
|    | 6   | Robin Irwin        | at UMKC                | 2/25/89      |
|    | 6   | Amanda Holley      | Baylor                 | 2/4/84       |





# TEAM GAME RECORDS

## SCORING

### MOST POINTS SCORED

Game: 115 vs. Oral Roberts (2-19-87)  
 First Half: 65 vs. Tennessee State (11-27-88)  
 Second Half: 67 vs. Univ. of Detroit (12-1-89)  
 First Period: 32 at Ole Miss (2-16-20)  
 Second Period: 31 at Vanderbilt (1-19-20)  
 Third Period: 35 vs. NWSU (12-15-19)  
 Fourth Period: 32 vs. Kentucky (2-9-20)\*

### FEWEST POINTS SCORED

Game: 28 vs. Louisiana Tech (11-30-78)  
 Half: 11 vs. Louisiana Tech (11-30-78)  
 11 vs. Tennessee (1-18-12)  
 11 at Missouri (3-1-15)  
 First Period: 3 at UTEP (11-24-17)\*  
 Second Period: 5 at LSU (2-7-19)\*  
 Third Period: 7 Florida (1-18-18)\*  
 Fourth Period: 5 vs. No. 7 Oregon St. (11-28-15)

### LARGEST MARGIN OF VICTORY

79 (108-29) vs. Bartlesville Wesleyan (2-18-77)

### MOST POINTS ALLOWED

Game: 114 vs. Stanford (3-24-90)  
 Half: 63 vs. Texas (1-9-89)

### FEWEST POINTS ALLOWED

Game: 19 vs. Bartlesville Wesleyan (12-4-76)  
 Half: 8 vs. Montana State (1-5-03)

### POINTS SCORED BOTH TEAMS

High: 201 (87-114) vs. Stanford (3-24-90)  
 Low: 82 (49-33) vs. Coppin State (12-29-05)  
 82 (42-40) vs. LSU (2-20-11)

### LARGEST MARGIN OF DEFEAT

54 (28-82) vs. Louisiana Tech (11-30-78)  
 53 (32-85) vs. No. 2 South Carolina (1-3-16)

### MOST DOUBLE-DIGIT SCORERS

7 vs. Northwestern State (W, 98-53; Tolefree 19, Gauden 16, Monk 12, Dungee 11, Doumbia 11, Thomas 11, Williams 10)  
 vs. TCU (109-59; Burkes 10; Dawson 23; Wynn 17; Webb 11; Williams 11; Valley 14; Wallace 19) (2-4-86)

## FIELD GOALS

### MOST FIELD GOALS

Game: 51 vs. University of Detroit (12-1-89)  
 Half: 30 vs. University of Detroit (12-1-89)  
 First Period: 12 at Alabama (1-15-17)\*  
 Second Period: 13 vs. Houston Baptist (12-28-16)  
 Third Period: 19 at No. 23 Tennessee (2-4-16)  
 Fourth Period: 13 vs. Tulsa (11-23-15)

### MOST FIELD GOAL ATTEMPTS

Game: 97 vs. Cottey College (2-2-78)  
 Half: 57 vs. University of Detroit (12-1-89)  
 First Period: 25 vs. New Orleans (12-30-15)  
 Second Period: 23 vs. Houston Baptist (12-28-16)\*  
 Third Period: 22 at No. 9 South Carolina (1-25-18)  
 Fourth Period: 26 vs. Tulsa (11-23-15)

### FEWEST FIELD GOALS

Game: 8 vs. Louisiana Tech (11-30-78)  
 Half: 3 vs. Louisiana Tech (11-30-78)  
 3 vs. Tennessee (1-8-12)  
 First Period: 0 at UTEP (11-24-17)  
 Second Period: 2 at Tulsa (11-30-16)\*  
 Third Period: 2 Florida (1-18-18)\*  
 Fourth Period: 1 vs. No. 7 Oregon St. (11-28-15)

### FEWEST FIELD GOAL ATTEMPTS

Game: 41 at Auburn (1-22-95);  
 41 Ole Miss (3-5-15)  
 Half: 17 vs. Missouri (2-17-13)  
 17 at Tulsa (12-14-14); vs. Ole Miss (3-5-15)  
 First Period: 10 South Dakota (11-17-16)\*  
 Second Period: 10 vs. Butler (12-7-16)\*  
 Third Period: 9 Ole Miss (2-28-16)\*  
 Fourth Period: 7 vs. No. 24 Missouri (1-17-16)

### BEST FIELD GOAL PERCENTAGE

Game: .667 (32-48) vs. UTSA (12-3-88)  
 Half: .900 (18-20) vs. UTSA (12-3-88)

### WORST FIELD GOAL PERCENTAGE

Game: .195 (8-41) vs. La Tech (11-30-78)  
 Half: .100 (3-30) vs. Tennessee (1-8-12)

### BEST DEFENSIVE PERCENTAGE

Game: .159 (10-63) NW State (11-23-14)  
 Half: .083 (2-24) by Montana State (1-5-03)

## 3-POINTERS

### MOST THREE-POINT GOALS

Game: 19 vs. Alabama (2-28-21)  
 Half: 14 vs. Alabama (2-28-21)  
 First Period: 8 vs. Alabama (2-28-21)  
 Second Period: 6 vs. Alabama (2-28-21)  
 Third Period: 7 vs. Auburn (3-5-20)  
 Fourth Period: 6 at UTEP (11-24-17)

### FEWEST THREE-POINT GOALS

Game: 0 at Rice (1-2-91);  
 Kentucky (1-23-98); at Vanderbilt (2-17-05);  
 at LSU (2/7/19)  
 Half: 0 several times  
 at LSU (2/7/19)\*  
 First Period: 0 at LSU (2/7/19)\*  
 Second Period: 0 at LSU (2/7/19)\*  
 Third Period: 0 at LSU (2/7/19)\*  
 Fourth Period: 0 at LSU (2/7/19)\*

### MOST THREE-POINT ATTEMPTS

Game: 42 vs. Auburn (3-5-20)  
 Half: 25 vs. Alabama (2-28-21)  
 First Period: 14 vs. Alabama (2-28-21)  
 Second Period: 11 vs. Alabama (2-28-21)  
 Third Period: 12 vs. Auburn (3-5-20)  
 Fourth Period: 13 at UTEP (11-24-17)

### FEWEST THREE-POINT ATTEMPTS

Game: 0 several times  
 at UNO 1-22-90\*  
 Half: 0 several times  
 Florida 2-8-01\*  
 First Period: 1 vs. Tulsa (11-23-15)  
 Second Period: 0 at SDSU (11-18-15)  
 Third Period: 0 at LSU (1-19-17)\*  
 Fourth Period: 0 at No. 23 Tennessee (2-4-16)

### BEST THREE-POINT GOAL PCT.

Game: .875 (7-8) vs. Vanderbilt (1-23-2000)  
 10 Att.: .714 (10-14)  
 vs. Lipscomb (11-11-2007)  
 Half: 1.000 (5-5) vs. Vanderbilt (1-23-2000)

### WORST THREE-POINT GOAL PCT.

Game: .000 several  
 0-10 at Miss St 2-31-13\*  
 Half: .000 several  
 at Miss State 2-31-13\*

\*Most Recent



# TEAM GAME RECORDS

## FREE THROWS

### MOST FREE THROWS

Game: 38 at Florida (2-22-04)  
 Half: 26 vs. Grambling (12-17-81)  
 First Period: 9 vs. SE Louisiana (11-13-15)  
 Second Period: 10 vs. No. 24 Missouri (1-17-16)  
 Third Period: 10 vs. Alabama (2-18-16)  
 Fourth Period: 14 vs. No. 24 Missouri (1-17-16);  
 14 vs. No. 4 Baylor (12-6-20)

### FEWEST FREE THROWS

Game: 0 at LSU (2-25-10)  
 Half: 0 at Mizzou (1-10-19)\*  
 First Period: 0 at Mizzou (1-10-19)\*  
 Second Period: 0 at Mizzou (1-10-19)\*  
 Third Period: 0 at Alabama (2-4-18)\*  
 Fourth Period: 0 at Nebraska (11-16-17)\*

### MOST FREE THROW ATTEMPTS

Game: 54 at Florida (2-22-04)  
 Half: 33 vs. Alabama (2-2-94); vs. Grambling (12-17-18)  
 First Period: 12 at Auburn (1-14-18)  
 Second Period: 13 vs. No. 24 Missouri (1-17-16)  
 Third Period: 14 vs. Ole Miss (2-28-16)  
 Fourth Period: 20 vs. No. 24 Missouri (1-17-16)

### FEWEST FREE THROW ATTEMPTS

Game: 0 at LSU 2-25-10  
 Half: 0 10 times (Most rec: SIUE 3-14-13)  
 First Period: 0 vs. No. 15 Texas A&M (SEC | 3-1-18)\*  
 Second Period: 0 vs. No. 15 Texas A&M (SEC | 3-1-18)\*  
 Third Period: 0 at Alabama (2-4-18)\*  
 Fourth Period: 0 at #5/3 Mississippi State (1-4-18)\*

### BEST FREE THROW PERCENTAGE (MIN. 10 ATTEMPTS)

Game: 1.000 (10-10) vs. Florida (1-26-06)  
 (Notable previous: .950 (21-22)  
 vs. McNeese 2-14-87)  
 Half: 1.000 (19-19) vs. Southern-BR (1-23-82)

### WORST FREE THROW PERCENTAGE

Game: .000 (0-0) at LSU (2-25-10)  
 Half: 0 at No. 9 South Carolina (1-25-18)\*

## REBOUNDS

### MOST REBOUNDS

Game: 74 vs. Mississippi Valley (11-24-89)  
 Half: 36 vs. Mississippi Valley (11-24-89)  
 Offensive Game: 37 vs. Miss. Valley (11-24-89)  
 First Period: 20 vs. New Orleans (12-30-15)  
 Second Period: 19 at No. 5/3 Mississippi State (1-4-18)  
 Third Period: 18 vs. Tulsa (12-10-17)\*  
 Fourth Period: 20 vs. SE Louisiana (11-13-15)

### MOST DOUBLE-DIGIT REBOUNDERS

3 vs. Baylor (Wallace 13, Irwin 11, DeHorney 11)  
 (2-20-88)

## ASSISTS

### MOST ASSISTS

34 vs. University of Detroit (12-1-89)  
 First Period: 8 at No. 7 Miss State (1-10-16)  
 Second Period: 9 vs. Houston Baptist (12-28-16)  
 Third Period: 10 vs. Houston Baptist (12-28-16)  
 Fourth Period: 8 vs. Vanderbilt (SEC | 2-28-18)\*

## STEALS

### MOST STEALS

29 vs. Western Kentucky (11-28-04)  
 First Period: 5 vs. ACU (11-29-17)\*  
 Second Period: 8 at Florida (2-9-17)  
 Third Period: 7 vs. South Dakota (11-17-16)  
 Fourth Period: 7 at UTEP (11-24-17)

## TURNOVERS

### MOST TURNOVERS

45 Alabama State (11-19-04;  
 vs. North Ark. CC. (11-19-76)  
 First Period: 8 vs. Auburn (1-24-16)\*  
 Second Period: 9 at Alabama (1-15-17)  
 Third Period: 8 at Auburn (1-24-16)\*  
 Fourth Period: 13 vs. LSU 1-8-17

### FEWEST TURNOVERS

4 at Missouri (2/4/21)  
 4 vs. Missouri (2/28/19)  
 4 vs. Wichita State (2-20-82)  
 4 vs. Utah (11-20-11)

### MOST OPPONENT TURNOVERS

43 vs. Murray State (12-5-90)

## BLOCKED SHOTS

### MOST BLOCKED SHOTS

13 vs. Tennessee Tech (12/4/18)  
 12 vs. Northeast Louisiana (12-5-82)  
 First Period: 5 vs. MVSU (12-28-15)  
 Second Period: 4 at Nebraska (11-16-17)  
 Third Period: 6 vs. Houston Baptist (12-28-16)  
 Fourth Period: 3 vs. NSU (12-18-16)\*

## PERSONAL FOULS

### MOST PERSONAL FOULS

34 at South Carolina (1-30-93)

### MOST PLAYERS FOULED OUT

4 vs. Northeast Oklahoma (2-19-79);  
 vs. Texas Southern (3-19-82);  
 vs. Texas Tech (3-5-84)

\*Most Recent

## AMY WRIGHT

### *Career Assists and Consecutive Games Played*

Recruited from Williamsburg, Ind., to become the next great point guard in Arkansas history, Amy Wright did not disappoint. A starter at the point from her first day at Arkansas, she broke the freshman assist record of her immediate predecessor, Christy Smith, and never looked back. Assists became her passion, and Wright rewrote the Arkansas record books in her four seasons, removing both her coach and Hall of Honor member Amber Nicholas Shirey and Smith from almost all the major records. Her 172 assists as a freshman led Arkansas to the WNIT Championship and was the closest anyone had come to Donna Wilson's 1988 season record. Her junior season, Wright crushed Wilson's mark with 198 to take Arkansas to the second round of the NCAA tournament. By the end of her career, the only assist records Wright was breaking were her own, including 205 her senior season. Closing her career with 717, she has almost 200 more assists than the former career leader Nicholas Shirey. Wright had more double-digit assist games than any other player, and became the first player in recorded Razorback history to get the hard double of 10 assists and 10 rebounds (versus Miss. State as a junior). In her four seasons, she never missed a game, playing 131 consecutive to break Sytia Messer's mark of 128. Of all her statistics, the one no other point guard can touch is leading her team to four consecutive post-season berths. After closing her playing career with WNBA draft camp, Wright spent one season with Arkansas in marketing before becoming an assistant coach for the 2003-04 season at South Florida. Wright is currently an assistant coach at Texas A&M.



# TEAM GAME RECORDS | SEC REG. SEASON GAMES ONLY

## SCORING

### POINTS SCORED

Game, High: 108, at Ole Miss (2-16-20)  
 Game, Low: 32, at No. 2 South Carolina (1-3-16)  
 Half, High: 65, vs. No. 15 UK (2-9-20)  
 Half, Low: 11, vs. Tennessee (1-8-12)  
 11 (1H), vs. #7-8 Tennessee (1-11-15)

### OPPONENT POINTS SCORED

Game, High: 111, at #5-3 Mississippi State (1-4-18)  
 Game, Low: 35, by Mississippi State (1-26-12)  
 (Previous: 40, by LSU (2-20-11))  
 Half, High: 69, by Tennessee (1-8-12)  
 72, by Florida (1-29-12) (20T)  
 Half, Low: 11, by Missouri (2-17-13)

### MARGIN OF VICTORY

Best: +44, Ole Miss (2-16-20)  
 Worst: -53, at No. 2 South Carolina (1-3-16)

## FIELD GOALS

### FIELD GOAL ATTEMPTS

Game, High: 79, at Georgia (1-21-98);  
 at Alabama, (2-10-12 30T)  
 Game, Low: 41, at Auburn (1-22-95)  
 Half, High: 45, vs. Florida (2-4-99)  
 Half, Low: 17, vs. Missouri (2-17-13)

### FIELD GOALS

Game, High: 39, at Vanderbilt (1-19-20)  
 Game, Low: 10, vs. Vanderbilt (1-28-07)  
 Half, High: 23, at Ole Miss (2-16-20)  
 Half, Low: 3, vs. Tennessee (1-8-12)  
 3 (1H), at Missouri (3-1-15)

### BEST FIELD GOAL PERCENTAGE

Game: .644 (38-59), at Ole Miss (2-16-20)  
 Half: .697 (23-33), at Ole Miss (2-16-20)  
 Opp. Game: .725 (29-40), at Vandy (1-23-03)  
 Opp. Half: .783 (18-23), at Vandy (1-23-03)

### WORST FIELD GOAL PERCENTAGE

Game: .217 (10-46), vs. Vanderbilt (1-28-07)  
 Half: .135 (5-37), at Florida (2-22-04)  
 Oppt. Game: .238 (15-63), vs. MSU (2-13-93)  
 Oppt. Half: .100 (3-30), vs. Tennessee (1-8-12)

## 3-POINTERS

### THREE-POINT ATTEMPTS

Game, High: 39, vs. Alabama (2-28-21)  
 Game, Low: 5, vs. Kentucky (1-23-93)  
 Half, High: 25 vs. Alabama (2-28-21)  
 Half, Low: 1, vs. S. Carolina (1-30-93)

### THREE-POINT FIELD GOALS

Game, High: 19, vs. Alabama (2-28-21)  
 Game, Low: 0, vs. Kentucky (1-23-93);  
 Miss State (2-3-13); at LSU (2/7/19)  
 Half, High: 14, vs. Alabama (2-28-21)  
 Half, Low: 0, 19 times  
 at LSU (2/7/19)\*

### THREE-POINT PERCENTAGE

Game, High: .875 (7-8), Vanderbilt (1-23-00);  
 .667 (14-21) (Min 10 Attempts), vs. No. 15 UK  
 (2-9-20)  
 Game, Low: .000 (0-10), at Miss State (2-3-13)  
 Half, High: 1.000 (5-5), Vanderbilt (1-23-00);  
 .800 (8-10) (Min 10 Attempts), vs. No. 15 UK  
 (2-9-20)  
 Half, Low: .000 (0-9), at Florida (2-9-17) (1H)\*

## FREE THROWS

### FREE THROW ATTEMPTS

Game, High: 54, at Florida (2-22-04)  
 Game, Low: 0, at LSU (2-25-10)  
 Half, High: 33, vs. Alabama (2-2-94)  
 Half, Low: 0 at No. 9 South Carolina (1-25-18)\*

### FREE THROWS

Game, High: 38, at Florida (2-22-04)  
 Game, Low: 0, at LSU (2-25-10)  
 Half, High: 22, at Florida (2-22-04)  
 Half, Low: 0 at No. 9 South Carolina (1-25-18)\*

### BEST FREE THROW PERCENTAGE

Game: 1.000 (10-10), vs. Florida (1-26-06)  
 (min. 10 att.); 1.000 (12-12) at Missouri (2-28-19)  
 Half: .933 (14-15), vs. LSU (2-8-94) (min. 15 att.)  
 1.000 (12-12), vs. Tennessee (1-8-12)

### WORST FREE THROW PERCENTAGE

Game: .000 (0-0) at LSU (2-25-10);  
 .143 (1-6), at Vanderbilt (2-9-06)  
 Half: .000 at No. 9 South Carolina (1-25-18)\*

## REBOUNDS

### MOST REBOUNDS

Game: 58, at Vanderbilt (1-29-09)  
 Game, Offensive: 29, at Ole Miss (1-12-12)  
 Game, Defensive: 33 at Alabama (1-15-17)\*;  
 35, at Alabama (OT) (1-24-10);  
 38, at Alabama (30T) (3-3-13)  
 Half: 31, at Alabama (2-20-93)

### FEWEST REBOUNDS

Game: 19, at Florida (2-5-98)  
 Offensive: 2, vs. Vanderbilt (1-19-17) (2H)\*  
 2 at Ole Miss (1-1-17)\*  
 Defensive: 4 at Texas A&M (1-12-17) (2H)

## MISCELLANEOUS

### ASSISTS

Game, High: 29, Ole Miss (3-3-13)  
 Game, Low: 3, at S. Carolina (1-30-93)\*  
 \* -- Disputed 2002 box score at LSU, scored only one assist

### STEALS

Game, High: 17, at Florida (2-22-04);  
 17, at LSU (1-22-12)  
 Game, Low: 1, vs. LSU (2-28-08);  
 vs. S. Carolina (1-24-99)

### TURNOVERS

Game, High: 34, at Tennessee (2-29-92)  
 Game, Low: 4 at Missouri (2-4-21)

## PERSONAL FOULS

Game, High: 34, at S. Carolina (1-30-93)

## BLOCKED SHOTS

Game: 11, vs. USC (2-8-07);  
 vs. Ole Miss (2-4-07);  
 vs. Kentucky (1-6-11)

\*Most Recent





# TEAM GAME TOP TEN (SINCE 1981-82)

## MOST POINTS

|     |     |                           |              |
|-----|-----|---------------------------|--------------|
| 1.  | 115 | Oral Roberts              | 2-19-87      |
| 2.  | 114 | vs. Tennessee State       | 11-27-88     |
| 3.  | 113 | Oral Roberts              | 12-12-88     |
| 4.  | 112 | University of Detroit     | 12-1-89      |
| 5.  | 111 | at #5-3 Mississippi State | 1-4-18       |
| 6.  | 109 | at Rice                   | 2-28-89      |
|     | 109 | TCU                       | 2-4-86       |
| 8.  | 108 | at Ole Miss               | 2-16-20      |
|     | 108 | Baylor                    | 3-6-91 (SWC) |
| 10. | 107 | Mississippi Valley State  | 12-10-88     |

## FIELD GOALS MADE

|    |    |                         |              |
|----|----|-------------------------|--------------|
| 1. | 51 | University of Detroit   | 12-1-89      |
| 2. | 47 | Baylor                  | 3-6-91 (SWC) |
| 3. | 46 | vs. Tennessee State     | 11-27-88     |
| 4. | 45 | vs. Southern Utah State | 11-30-90     |
|    | 45 | at Rice                 | 2-28-89      |
|    | 45 | Oral Roberts            | 2-19-87      |
| 7. | 44 | Boston College          | 11-23-90     |
|    | 44 | at Baylor               | 1-21-89      |
|    | 44 | TCU                     | 2-4-86       |
|    | 44 | Grambling State         | 12-16-84     |

## FIELD GOALS ATTEMPTED

|    |    |                          |          |
|----|----|--------------------------|----------|
| 1. | 95 | University of Detroit    | 12-1-89  |
| 2. | 88 | SE Louisiana             | 11-13-15 |
| 3. | 87 | at Oklahoma              | 12-12-89 |
|    | 87 | Mississippi Valley State | 12-4-86  |
|    | 87 | Crowder                  | 11-20-85 |
| 6. | 83 | St. Bonaventure (Mont.)  | 12-29-98 |
|    | 83 | TCU                      | 2-1-95   |
| 8. | 82 | Centenary                | 11-21-04 |
|    | 82 | Northwestern State       | 11-6-02  |
|    | 82 | at SW Missouri State     | 12-8-84  |
|    | 82 | Oral Roberts             | 11-19-84 |

## FIELD GOAL PCT (20 MADE)

|     |      |                     |              |       |
|-----|------|---------------------|--------------|-------|
| 1.  | .680 | Ole Miss            | 12-15-90     | 34-50 |
| 2.  | .644 | at Ole Miss         | 2-16-20      | 38-59 |
| 3.  | .639 | vs. Tennessee State | 11-27-88     | 46-72 |
| 4.  | .637 | at Baylor           | 1-21-89      | 44-69 |
|     | .627 | Baylor              | 3-6-91 (SWC) | 47-75 |
| 6.  | .634 | at Rice             | 2-28-89      | 45-71 |
| 7.  | .619 | UMKC                | 2-24-88      | 39-63 |
| 8.  | .618 | La-Monroe           | 11-17-01     | 42-68 |
| 9.  | .617 | at Texas-SA         | 1-8-89       | 37-60 |
| 10. | .615 | Miss Valley St      | 12-10-88     | 40-65 |

## 3-POINT FIELD GOALS MADE

|    |    |               |          |
|----|----|---------------|----------|
| 1. | 19 | Alabama       | 2-28-21  |
| 2. | 17 | Auburn        | 3-5-20   |
|    | 17 | Oral Roberts  | 11-14-19 |
| 4. | 16 | at SMU        | 12-9-20  |
| 5. | 15 | at Vanderbilt | 1-19-20  |
|    | 15 | UAB           | 3-24-19  |
| 7. | 14 | No. 15 UK     | 2-9-20   |
| 8. | 13 | Belmont       | 11-20-19 |
|    | 13 | Vanderbilt    | 1-13-19  |
|    | 13 | Belmont       | 11-20-19 |
|    | 13 | Nebraska      | 12-18-18 |
|    | 13 | Auburn        | 1-12-06  |
|    | 13 | Alabama       | 1-11-98  |

## 3-POINT FG ATTEMPTED

|    |    |               |          |
|----|----|---------------|----------|
| 1. | 42 | Auburn        | 3-5-20   |
| 2. | 41 | at UTEP       | 11-24-17 |
| 3. | 39 | Alabama       | 2-28-21  |
|    | 39 | at SMU        | 12-9-20  |
| 3. | 37 | Jackson State | 12-30-18 |
|    | 37 | Nebraska      | 12-18-18 |
|    | 37 | Stony Brook   | 11-17-19 |
| 6. | 36 | UT Martin     | 12-29-19 |
|    | 36 | at Vanderbilt | 2-25-18  |
|    | 36 | at Kentucky   | 2-15-18  |
| 9. | 35 | Pittsburgh    | 11-24-18 |
|    | 35 | Vanderbilt    | 1-13-19  |

## 3-POINT FG PCT (10 MADE)

|     |      |               |          |       |
|-----|------|---------------|----------|-------|
| 1.  | .750 | at Rice       | 2-28-89  | 16-20 |
| 2.  | .714 | Lipscomb      | 11-11-07 | 10-14 |
| 3.  | .667 | No. 15 UK     | 2-9-20   | 14-21 |
| 4.  | .625 | Tulsa         | 1-5-01   | 10-16 |
| 5.  | .588 | TN TECH       | 12-20-13 | 10-17 |
| 6.  | .579 | SHSU          | 11-08-13 | 11-19 |
|     | .579 | vs IONA       | 11-26-09 | 11-19 |
| 8.  | .577 | at Vanderbilt | 1-19-20  | 15-26 |
| 9.  | .565 | UConn         | 1-28-21  | 13-23 |
| 10. | .538 | at Missouri   | 2-4-21   | 14-26 |

## FREE THROWS MADE

|     |    |                          |                   |
|-----|----|--------------------------|-------------------|
| 1.  | 33 | at Oral Roberts          | 1-11-95           |
| 2.  | 32 | at Valparaiso            | 12-28-97          |
|     | 32 | Houston                  | 3-5-87            |
| 4.  | 31 | Mississippi Valley State | 2-13-02           |
|     | 31 | at Alabama               | 2-18-99           |
|     | 31 | at TCU                   | 2-9-85            |
| 7.  | 30 | Baylor                   | 12-6-20           |
|     | 30 | at Auburn                | 1-22-95           |
|     | 30 | New Orleans              | 3-13-82 (Lubbock) |
| 10. | 29 | #24 Missouri             | 01-17-16          |
|     | 29 | Portland State           | 12-01-06          |
|     | 29 | South Carolina           | 3-3-95            |
|     | 29 | Grambling State          | 2-17-81           |
|     | 29 | Southern                 | 11-25-86          |
|     | 29 | at Houston               | 2-15-86           |

## FREE THROWS ATTEMPTED

|    |    |                          |          |
|----|----|--------------------------|----------|
| 1. | 43 | Mississippi Valley State | 2-13-02  |
|    | 43 | Mississippi Valley State | 11-24-89 |
| 3. | 42 | vs Oklahoma              | 12-21-14 |
|    | 42 | Alabama State            | 11-19-04 |
|    | 42 | Oklahoma                 | 3-14-99  |
|    | 42 | at TCU                   | 2-9-85   |
| 7. | 41 | at Stanford              | 11-13-98 |
| 8. | 40 | #24 Missouri             | 01-17-16 |
|    | 40 | Ole Miss                 | 02-28-16 |
|    | 40 | Houston                  | 3-5-87   |

## FREE THROW PCT (10 MADE)

|    |       |                |          |       |
|----|-------|----------------|----------|-------|
| 1. | 1.000 | Missouri       | 2-28-19  | 12-12 |
|    | 1.000 | at Wash State  | 12-1-90  | 11-11 |
|    | 1.000 | Florida        | 1-26-06  | 10-10 |
| 4. | .960  | at SW Mo State | 1-26-96  | 24-25 |
| 5. | .944  | Georgia        | 1-31-19  | 17-18 |
| 6. | .938  | TENNESSEE      | 01-08-12 | 15-16 |
|    | .938  | Miss State     | 2-20-03  | 15-16 |
|    | .938  | LSU            | 2-11-99  | 15-16 |
| 9. | .933  | at Kentucky    | 01-11-09 | 14-15 |
|    | .933  | at California  | 11-24-19 | 14-15 |

## MOST REBOUNDS

|    |             |                   |          |
|----|-------------|-------------------|----------|
| 1. | 74 (18o44d) | MVSU              | 11-24-89 |
| 2. | 65          | Grambling State   | 12-29-14 |
|    | 65 (2o37d)  | at Oklahoma       | 12-12-89 |
| 4. | 64          | Morgan State      | 12-19-11 |
|    | 64          | Prarie View A&M   | 12-16-18 |
| 5. | 61 (19o42d) | Tulsa             | 12-10-17 |
|    | 61 (37o24d) | Detroit           | 12-1-89  |
| 7. | 59          | Lamar             | 03-17-11 |
|    | 59          | SE Louisiana      | 11-13-15 |
|    | 59          | Sam Houston State | 12-29-09 |

## MOST ASSISTS


|    |    |                       |               |
|----|----|-----------------------|---------------|
| 1. | 38 | vs. Tennessee State   | 11-27-88      |
| 2. | 34 | University of Detroit | 12-1-89       |
| 3. | 31 | SMU                   | 1-19-91       |
| 4. | 30 | Baylor                | 3-6-91 (SWC)  |
|    | 30 | Northwestern          | 3-16-91       |
|    | 30 | Grambling State       | 12-16-84      |
| 7. | 29 | Louisiana-Monroe      | 11-17-01      |
|    | 29 | Ole Miss              | 03-03-13      |
|    | 29 | MVSU                  | 12-28-13      |
|    | 29 | Stephen F. Austin     | 3-22-90       |
|    | 29 | at Texas              | 3-11-89 (SWC) |
|    | 29 | UMKC                  | 2-24-88       |

## MOST STEALS

|    |    |                  |          |
|----|----|------------------|----------|
| 1. | 29 | Western Kentucky | 11-28-04 |
| 2. | 28 | Centenary        | 11-21-04 |
| 3. | 25 | TCU              | 2-1-95   |
| 4. | 24 | Alabama State    | 11-19-04 |
|    | 24 | St. Louis        | 12-18-96 |
| 6. | 23 | Rice             | 3-3-90   |
| 7. | 22 | Georgia Southern | 11-28-97 |
| 8. | 21 | DU               | 11-14-10 |
|    | 21 | Davidson         | 11-14-10 |
|    | 21 | Memphis          | 11-21-05 |
|    | 21 | Tulsa            | 12-9-02  |
|    | 21 | Louisiana-Monroe | 11-17-01 |
|    | 21 | St. Louis        | 12-10-00 |
|    | 21 | North Texas      | 12-4-92  |

## MOST BLOCKED SHOTS

|    |    |                          |          |
|----|----|--------------------------|----------|
| 1. | 13 | Tennessee Tech           | 12-4-18  |
| 2. | 12 | at Northeast Louisiana   | 12-5-81  |
| 3. | 11 | Kentucky                 | 01-06-11 |
|    | 11 | Mississippi              | 02-04-07 |
|    | 11 | S. Carolina              | 02-08-07 |
|    | 11 | SW Missouri State        | 12-19-87 |
| 7. | 10 | Houston Baptist          | 12-28-17 |
|    | 10 | Lipscomb                 | 11-11-07 |
|    | 10 | Oral Roberts             | 11-13-13 |
|    | 10 | La-Monroe                | 11-13-06 |
|    | 10 | Sam Houston State        | 12-29-09 |
|    | 10 | Mississippi Valley State | 12-28-15 |
|    | 10 | Alabama                  | 1-10-02  |



# TEAM SEASON RECORDS

## SCORING

### SCORING

Most Points Scored: 2,736 (2018-19)  
 Fewest Points Scored: 1,100 (1978-79)  
 Most Points Allowed: 2,584 (2018-19)  
 Fewest Points Allowed: 1,242 (1978-79)  
 Highest Scoring Average: 83.4 (2019-20)  
 Lowest Defensive Average: 52.3 (2011-12)  
 Highest Scoring Margin: 16.4 (1990-91)

### FIELD GOALS

Most Field Goals: 1,061 (1990-91)  
 Most Field Goal Attempts: 2,413 (2018-19)  
 Best Field Goal Pct.: .523 (1,051-2,028, 1990-91)  
 Worst Field Goal Pct.: .348 (714-1737)  
 Best (lowest) Defensive FG Pct.:  
 .361 (673-1,863, 2012-13)  
 Worst (highest) Defensive FG Pct.:  
 .479 (816-1705, 1984-85)

### FREE THROWS

Most Free Throws: 722 (1981-82)  
 Most Free Throw Attempts: 1,000 (1981-82)  
 Best Free Throw Pct.: .770 (565-734), (1994-95)  
 Worst Free Throw Pct.: .610 (401-657) 2004-05

### THREE-POINT GOALS

Most 3-Point Goals: 314 (2019-20)  
 Most 3-Point Goal Attempts: 922 (2018-19)  
 Best 3-Point Goal Pct.: .427 (93-218, 1990-91)  
 Worst 3-Point Goal Pct.: .118 (2-17, 1986-87)  
 Best Defensive 3-Point Pct.: .239 (70-293, 1992-93)  
 Worst Defensive 3-Point Pct.: .380 (87-229, 1989-90)

## REBOUNDS

### REBOUNDS

Most Rebounds: 1,540 (1981-82)  
 Fewest Rebounds: 675 (1978-79)  
 Highest Rebound Average: 44.2 (1989-90)  
 Lowest Rebound Average: 33.7 (1978-79)  
 Highest Reb. Margin: +7.2 (1989-90; 1985-86)  
 Lowest Rebound Margin: -7.1 (1979-80)

## MISCELLANEOUS

### ASSISTS

Most Assists: 694 (1990-91)

### STEALS, BLOCKED SHOTS

Most Steals: 388 (2004-05)  
 Most Blocked Shots: 165 (2006-07)

### TURNOVERS

Most Turnovers: 772 (1981-82)  
 Fewest Turnovers: 301 (2020-21\*)  
 352 (2019-20)  
 Most Opponent Turnovers: 751 (1997-98)  
 Fewest Opponent Turnovers: 368 (2012-13)

### FOULS

Most Personal Fouls: 702 (1981-82)  
 Most Opponent Fouls: 914 (1981-82)  
 Most Players Fouled Out: 22 (1980-81)  
 Most Opponent Players Fouled Out: 47 (1981-82)

### GAMES

Most Games Played: 37 (2018-19)  
 Fewest Games Played: 16 (1976-77)  
 Best Winning Percentage: .875 (28-4, 1990-91)  
 Worst Winning Percentage: .350 (7-13, 1978-79)  
 Most Games Won: 28 (1990-91)  
 Fewest Games Won: 7 (1978-79)  
 Most Games Lost: 18 (2009-10, 2017-18)  
 Fewest Games Lost: 4 (1990-91)  
 Most 100-Point Games: 5 (1990-91)  
 Most Regular-Season Wins: 24 (1990-91)  
 Fewest Regular-Season Losses: 3 (1990-91)  
 Longest Season: 138 days (2012-13)  
 Earliest Opener: Nov. 8, 2019 (vs. New Orleans)  
 Latest Game: Mar. 27, 1998 (vs. Tennessee, NCAA)

March 28, 2019 (vs. TCU, WNIT)

### STREAKS

Best Start: 15-0 (2007-08)  
 (Previous: 8-0, 1999-2000)  
 Best Starts to Second Loss: 15-1 (2007-08)  
 (Previous: 15-1, (06-07) 13-1 (95-96); 12-1 (96-97)  
 Best Start, SEC Games: 3-0 (2005-06); 5-1 (2005-06)  
 Worst Start: 0-6 (2009-10)  
 Consecutive Games Won: 15 (Open 2007-08) (Prev.: 13, Close of 98-99; open 99-'00)  
 Consecutive Losses: 11 (2016-17-to end season)  
 Consecutive Home Games Won: 23 (1989-1991)  
 Consecutive Home Games Lost: 7 (2017-18)  
 Consecutive Road Games Won: 12 (1989-90)  
 Consecutive Road Games Lost: 9 (1980-81)  
 Consecutive Neutral Games Won: 5 (2007-08) (Previous: 4, 1997-98)  
 Consecutive SEC Games Won: 8 (2011-12)  
 Consecutive SEC Games Lost: 10  
 Best Road Winning Pct.: .923 (12-1, 1989-90)  
 Best Home Winning Percentage: 1.000 (14-0, 90-91; 9-0, 82-83; 12-0, 81-82; 6-0, 76-77)  
 Wins, Season - 28 (28-4, 1990-91)  
 Winning Pct., Season - .875 (28-4, 1990-91)  
 Cons. Winning Seasons - 12 ('93-94 thru '04-05)  
 Home Wins, Season - 15 (15-5, 1998-99)  
 Road Wins, Season - 12 (1989-90)  
 Conference Wins, SWC - 15 (15-1, 1989-90; 15-1, 1990-91)  
 Conference Wins  
 SWC - 18 (15-1 reg season, 3-0\*, 1990-91)  
 \*Includes SWC Tournament  
 SEC - 10 (10-6, 2011-12, 2019-20)  
 Conference Wins  
 SEC - 12 (10-6 reg season, 2-1\*, 2019-20)  
 \*Includes SEC Tournament  
 Biggest improvement, all-time - 15 wins (11-18 in 1978-79 to 26-10 in 1979-80)

### TEAM GAME RECORDS

Points (H) - 115 (115-66 W vs. ORU, 2-19-87)  
 Points (A) - 108 (108-64 W at Ole Miss, 2-16-20)  
 Points (N) - 114 (114-42 W vs. Tennessee State, 11-26-88)  
 Points (Opponent) - 114 (87-114 L at Stanford, 3-24-90)  
 Points (Both Teams) - 201 (87-114 L at Stanford, 3-24-90)  
 Largest margin of victory - 79 (108-29 W vs. Bartlesville Wesleyan, 2-18-77)  
 Largest margin of defeat - 54 (28-82 L at Louisiana Tech, 11-30-78)  
 Largest margin of victory (SEC) - 44 (108-64 W vs. Ole Miss 2-16-20)  
 Largest margin of defeat (SEC opp) - 53 (32-85 L at South Carolina, 1-13-16)

\*Most Recent

## DELMONICA DEHORNEY

*Career Blocked Shots, Field Goal Percentage & Free Throw Attempts*

While her mark in the career record book is for blocked shots, Delmonica DeHorney was the greatest inside player in Razorback history. She was second only to Bettye Fiscus in points until 2004, and she was the first, and to date the only, Razorback to earn Kodak All-America honors. DeHorney also is the most accurate shooter in school history for a season or career. In fact, she set the season shooting record in three of her four years. A back-to-back SWC Player of the Year, she led the SWC in scoring and Arkansas to consecutive league titles. The SWC Newcomer as a freshman, she was the only player in SWC history to earn three league awards. She shattered the previous blocked shot records, and became the career leader after her junior year. In one season, 1989-90, DeHorney had more blocks (83) than all but two players in school history had for their careers. DeHorney went on to play professionally in Japan after completing her four-year career at Arkansas.

Of her 235 career blocks, the three most important in DeHorney's career came in the first half of the Feb. 23, 1990, game at Texas. All three came against UT's star forward Susan Anderson, shutting down the Lady Longhorns' inside game and allowing Arkansas to take a 38-31 halftime lead. UA went on to break UT's 183-game SWC winning streak.



# TEAM SEC SEASON RECORDS

*(Before 1998, the SEC regular season was less than 14 games. Absolute marks from 11 and 12 game years and 14 game years where a pre-1998 season holds the mark are noted in brackets. There were only 15 games played during the 2021 SEC Schedule.)*

## SCORING

Points Scored: 1,317 (2020)  
 Low: 815 (2008) [668, 1993]  
 Most Points Allowed: 1,283 (2018)  
 Low: 899 (2012) [790, 1995]  
 16g Schedule: 896 (2015)  
 Highest Scoring Average: 82.3 (2020)  
 Lowest Scoring Average: 54.9 (2015)  
 Best Defensive Average: 56.0 (2015)  
 Best Defensive Average: 80.2 (2018)  
 Best Scoring Margin: +7.9 (2020)  
 Worst Scoring Margin: -16.0 (2018)

## FIELD GOALS

Field Goals: 473 (2020)  
 Low: 312 (2015) [237, 1993]  
 Field Goal Attempts: 1049 (2020)  
 Low: 782 (2000) [603, 1995]  
 Best Field Goal Pct.: .426 (2000) [.456, 1995]  
 Worst Field Goal Percentage: .354 (2014) (2015)  
 Best Def. FG Pct.: .377 (2017) [.402, 1993]  
 Worst Defensive FG Pct.: .466 (2006)

## FREE THROWS

Free Throws: 238 (2021)  
 Low: 98 (2006)  
 Free Throw Attempts: 306 (2021)  
 Low: 151 (2006)  
 Free Throw Pct.: .779 (1995)/.778 (2019) (2021)  
 [14g, .722, 2003]  
 Low: .617 (2005)

## THREE-POINT GOALS

Three-Pointers: 152 (2020)  
 Low: 49 (2003) [24, 1993]  
 Three-Point Attempts: 404 (2019)  
 Low: 166 (2003) [95, 1993]  
 Three-Point Pct.: .402 (2021)  
 Low: .260 (2005) [.253, 1993]  
 Best Def. 3-Pt. Pct.: .275 (2015)  
 [.243, 1993]  
 Worst Defensive 3-Pt. Pct.: .379 (2008)

## REBOUNDS

Rebounds: 620 (2013)  
 Low: 438 (2021) [376, 1995]  
 Reb. Ave.: 40.4 (1993) [14g, 36.9, 1999]  
 Low: 29.2 (2021)  
 Best Reb. Mar.: -0.2 [14g, -2.8, 1999]  
 Worst Rebound Margin: -12.6 (2021)

## ASSISTS, STEALS, BLOCKS

Assists: 226 (2013)  
 Low: 161 (2008) [109, 1993]  
 Steals: 153 (2012)  
 Low: 84 (1999) [77, 1996]  
 Blocked Shots: 71 (2007)  
 Low: 27 (2001) [18, 1996]

## TURNOVERS


Turnovers: 278 (1999)  
 Low: 158 (2021)  
 Opponent Turnovers: 308 (2012)  
 Low: 197 (2008) [175, 1996]

## FOULS

Personal Fouls: 310 (2016)  
 Low: 197 (2008) [193, 1995]  
 Opponent Fouls: 310 (1998)  
 Low: 177 (2008)  
 Players Fouled Out: 12 (1993) [14g, 8, 1999]  
 Low: 0 (1998)  
 Opponent Players Fouled Out: 13 (1998)  
 Low: 1 (2008)

## GAMES & STREAKS

Best Winning Pct.: .625 (10-6), 2020/2012  
 [Less than 14 game season: .636 (7-4) 1995]  
 Worst Winning Pct.: .125 (2-14) 2017  
 Most Games Won: 10 (2020/2012)  
 Fewest Games Won: 2 (2008, 2017)  
 Most Games Lost: 14 (2017) (16g schedule)  
 12 (2008, 2010) (14g schedule)  
 Fewest Games Lost: 4 (1995)  
 [14 game season: 7, 1998, 2002, 2003]  
 [16 game season: 6, 2012, 2020, 2021]  
 Best Start: 3-0 (2003, 2005)  
 Best Starts to Second Loss: 5-1 (2005)  
 Worst Start: 0-6 (2010)  
 Most Consecutive Games Won: 8 (2012)  
 Most Consecutive Games Lost: 11 (2007 [9]; 2008 [2])



## SHELLY WALLACE

*Career Rebounds*

Shelly Wallace's career parallels Arkansas' rise to national prominence, leading the Razorbacks to their first NCAA playoff berth and the 1987 Women's NIT title. Wallace made her biggest record impact with rebounding. She is the only Arkansas women's basketball player to go over the 1,000 mark in rebounds and one of only two in Southwest Conference history. However, she was Arkansas' greatest double threat. Wallace was the first -- and only -- player to average in double figures in points and rebounds for a season (16.5 ppg, 11.8 rpg in 1987-88). She also is one of only two players to score over 40 points, setting the school record with 44, and has the most 30-plus games (seven) of any player. She was also an honorable mention Kodak All-American as a senior.





# TEAM SEASON TOP TEN (SINCE 1981-82)

## POINTS

|     |                 |         |
|-----|-----------------|---------|
| 1.  | 2736 (37 games) | 2018-19 |
| 2.  | 2688 (32 games) | 2019-20 |
| 3.  | 2644 (32 games) | 1990-91 |
| 4.  | 2558 (36 games) | 1981-82 |
| 5.  | 2516 (34 games) | 1998-99 |
| 6.  | 2490 (30 games) | 1988-89 |
| 7.  | 2478 (33 games) | 1997-98 |
| 8.  | 2462 (34 games) | 1995-96 |
| 9.  | 2413 (30 games) | 1989-90 |
| 10. | 2382 (33 games) | 2000-01 |

## SCORING AVERAGE

|     |                 |         |
|-----|-----------------|---------|
| 1.  | 83.4 (32 games) | 2019-20 |
| 2.  | 83.0 (30 games) | 1988-89 |
| 3.  | 82.6 (32 games) | 1990-91 |
| 4.  | 82.3 (28 games) | 2020-21 |
| 5.  | 80.4 (30 games) | 1989-90 |
| 6.  | 76.8 (28 games) | 1984-85 |
| 7.  | 76.0 (28 games) | 1996-97 |
| 8.  | 75.8 (32 games) | 1986-87 |
| 9.  | 75.1 (33 games) | 1997-98 |
| 10. | 74.8 (30 games) | 1994-95 |

## FIELD GOALS MADE

|     |                 |         |
|-----|-----------------|---------|
| 1.  | 1061 (32 games) | 1990-91 |
| 2.  | 991 (30 games)  | 1988-89 |
| 3.  | 961 (37 games)  | 2018-19 |
| 4.  | 960 (30 games)  | 1989-90 |
| 5.  | 921 (32 games)  | 2019-20 |
| 6.  | 918 (36 games)  | 1981-82 |
| 7.  | 902 (34 games)  | 1998-99 |
| 8.  | 882 (30 games)  | 1985-86 |
| 9.  | 877 (34 games)  | 1995-96 |
| 10. | 869 (33 games)  | 2000-01 |

## FIELD GOALS ATTEMPTED

|     |                 |         |
|-----|-----------------|---------|
| 1.  | 2413 (37 games) | 2018-19 |
| 2.  | 2092 (34 games) | 1998-99 |
| 3.  | 2077 (31 games) | 2017-18 |
| 4.  | 2073 (32 games) | 2019-20 |
| 5.  | 2049 (36 games) | 1981-82 |
| 6.  | 2039 (34 games) | 2010-11 |
| 7.  | 2037 (32 games) | 2001-02 |
| 8.  | 2028 (32 games) | 1990-91 |
| 9.  | 2015 (33 games) | 1997-98 |
| 10. | 2013 (33 games) | 2000-01 |

## FIELD GOAL PERCENTAGE

|     |                  |         |
|-----|------------------|---------|
| 1.  | .523 (1061-2028) | 1990-91 |
| 2.  | .504 (991-1967)  | 1988-89 |
| 3.  | .484 (882-1823)  | 1985-86 |
| 4.  | .483 (465-962)   | 1986-87 |
| 5.  | .481 (96-1996)   | 1989-90 |
| 6.  | .476 (784-1648)  | 1987-88 |
| 7.  | .474 (775-1635)  | 1983-84 |
| 8.  | .474 (773-1631)  | 1982-83 |
| 9.  | .455 (815-1793)  | 1984-85 |
| 10. | .454 (851-1876)  | 1999-00 |

## 3-POINT FIELD GOALS MADE\*

|     |                |         |
|-----|----------------|---------|
| 1.  | 314 (32 games) | 2019-20 |
| 2.  | 296 (37 games) | 2018-19 |
| 3.  | 267 (28 games) | 2020-21 |
| 4.  | 237 (31 games) | 2017-18 |
| 5.  | 202 (33 games) | 2000-01 |
| 6.  | 200 (28 games) | 2005-06 |
| 7.  | 200 (32 games) | 2008-09 |
| 8.  | 198 (34 games) | 1998-99 |
| 9.  | 191 (33 games) | 1997-98 |
| 10. | 177 (30 games) | 2013-14 |
|     | 177 (30 games) | 2016-17 |

## 3-POINT FG ATTEMPTED

|     |                |         |
|-----|----------------|---------|
| 1.  | 922 (37 games) | 2018-19 |
| 2.  | 826 (31 games) | 2017-18 |
| 3.  | 808 (32 games) | 2019-20 |
| 4.  | 658 (28 games) | 2008-09 |
| 5.  | 636 (28 games) | 2020-21 |
| 6.  | 593 (33 games) | 2000-01 |
| 7.  | 590 (28 games) | 2005-06 |
| 8.  | 580 (33 games) | 2011-12 |
| 9.  | 576 (34 games) | 1998-99 |
| 10. | 570 (33 games) | 1997-98 |

## 3-POINT FG PERCENTAGE

|     |                |         |
|-----|----------------|---------|
| 1.  | .427 (93-218)  | 1990-01 |
| 2.  | .389 (314-808) | 2019-20 |
|     | .389 (267-686) | 2020-21 |
| 4.  | .382 (166-435) | 1999-00 |
| 5.  | .367 (65-177)  | 1988-89 |
| 6.  | .362 (154-426) | 1995-96 |
| 7.  | .351 (39-111)  | 1989-90 |
| 8.  | .348 (177-508) | 2013-14 |
| 9.  | .346 (74-214)  | 1991-92 |
| 10. | .344 (198-576) | 1998-99 |

## FREE THROWS MADE

|     |                |         |
|-----|----------------|---------|
| 1.  | 722 (36 games) | 1981-82 |
| 2.  | 579 (33 games) | 1997-98 |
| 3.  | 565 (30 games) | 1994-95 |
| 4.  | 554 (34 games) | 1995-96 |
| 5.  | 522 (28 games) | 1984-85 |
| 6.  | 518 (37 games) | 2018-19 |
| 7.  | 512 (32 games) | 2019-20 |
| 8.  | 514 (34 games) | 1998-99 |
| 9.  | 493 (29 games) | 1993-94 |
| 10. | 490 (32 games) | 1999-00 |

## FREE THROWS ATTEMPTED

|     |                 |         |
|-----|-----------------|---------|
| 1.  | 1000 (36 games) | 1981-82 |
| 2.  | 794 (33 games)  | 1997-98 |
| 3.  | 781 (34 games)  | 1995-96 |
| 4.  | 769 (28 games)  | 1984-85 |
| 5.  | 742 (34 games)  | 1998-99 |
| 6.  | 734 (30 games)  | 1994-95 |
| 7.  | 717 (29 games)  | 1993-94 |
| 8.  | 715 (32 games)  | 2001-02 |
| 9.  | 710 (37 games)  | 2018-19 |
| 10. | 699 (32 games)  | 1999-00 |

## FREE THROW PERCENTAGE

|     |                 |         |
|-----|-----------------|---------|
| 1.  | .770 (565-734)  | 1994-95 |
| 2.  | .754 (512-679)  | 2019-20 |
| 3.  | .736 (468-636)  | 2020-21 |
| 4.  | .730 (518-710)  | 2018-19 |
| 5.  | .729 (579-794)  | 1997-98 |
| 6.  | .722 (722-1000) | 1981-82 |
| 7.  | .710 (435-613)  | 1996-97 |
| 8.  | .709 (554-781)  | 1995-96 |
| 9.  | .706 (429-608)  | 1990-91 |
| 10. | .701 (433-618)  | 2006-07 |

## REBOUNDS

|     |                  |         |
|-----|------------------|---------|
| 1.  | 1540 (36 games)  | 1981-82 |
| 2.  | 1354 (4210-933d) | 2018-19 |
| 3.  | 1333 (4540-879d) | 2010-11 |
| 4.  | 1326 (4420-738d) | 1989-90 |
| 5.  | 1294 (4720-822d) | 2012-13 |
| 6.  | 1283 (4380-845d) | 2014-15 |
| 7.  | 1277 (5100-767d) | 2011-12 |
| 8.  | 1259 (4300-698d) | 1998-99 |
| 9.  | 1256 (4650-791d) | 2006-07 |
| 10. | 1237 (4730-764d) | 2008-09 |

## REBOUNDING AVERAGE

|     |                 |         |
|-----|-----------------|---------|
| 1.  | 44.2 (30 games) | 1989-90 |
| 2.  | 42.8 (36 games) | 1981-82 |
| 3.  | 41.4 (27 games) | 1992-93 |
| 4.  | 41.2 (32 games) | 1986-87 |
| 5.  | 40.8 (30 games) | 1988-89 |
| 6.  | 40.5 (31 games) | 2006-07 |
| 7.  | 40.5 (30 games) | 1985-86 |
| 8.  | 40.1 (32 games) | 2014-15 |
| 9.  | 39.4 (30 games) | 2015-16 |
| 10. | 39.2 (33 games) | 2012-13 |

## DEFENSIVE REBOUNDS\*

|     |                 |         |
|-----|-----------------|---------|
| 1.  | 933 (4210-933d) | 2018-19 |
| 2.  | 888 (3130-888d) | 2019-20 |
| 3.  | 879 (4540-879d) | 2010-11 |
| 4.  | 845 (4380-845d) | 2014-15 |
| 5.  | 823 (3990-823d) | 2002-03 |
| 6.  | 822 (4720-822d) | 2012-13 |
| 7.  | 791 (4650-791d) | 2006-07 |
| 8.  | 780 (3930-780d) | 2017-18 |
| 9.  | 779 (3290-779d) | 1988-89 |
| 10. | 777 (4030-777d) | 2009-10 |

## DEFENSE REBOUND AVG\*

|    |                 |         |
|----|-----------------|---------|
| 1. | 27.8 (32 games) | 2019-20 |
| 2. | 26.4 (32 games) | 2014-15 |
| 3. | 26.0 (30 games) | 1988-89 |
| 4. | 25.9 (34 games) | 2010-11 |
| 5. | 25.5 (31 games) | 2006-07 |
| 6. | 25.2 (31 games) | 2017-18 |
|    | 25.2 (37 games) | 2018-19 |
| 8. | 25.1 (30 games) | 2015-16 |
|    | 25.1 (31 games) | 2009-10 |
|    | 25.1 (28 games) | 2020-21 |

## OFFENSIVE REBOUNDS\*

|     |                  |         |
|-----|------------------|---------|
| 1.  | 667 (6670-1186d) | 2000-01 |
| 2.  | 510 (5100-767d)  | 2011-12 |
| 3.  | 473 (4730-764d)  | 2008-09 |
| 4.  | 472 (4720-822d)  | 2012-13 |
| 5.  | 465 (4650-791d)  | 2006-07 |
| 6.  | 454 (4540-879d)  | 2010-11 |
| 7.  | 442 (4420-738d)  | 1989-90 |
| 8.  | 438 (4380-845d)  | 2014-15 |
| 9.  | 431 (4310-752d)  | 2015-16 |
| 10. | 430 (4300-698d)  | 1998-99 |

## OFFENSE REBOUND AVG

|     |                 |         |
|-----|-----------------|---------|
| 1.  | 20.2 (33 games) | 2000-01 |
| 2.  | 15.5 (33 games) | 2011-12 |
| 3.  | 15.0 (31 games) | 2006-07 |
| 4.  | 14.8 (32 games) | 2008-09 |
| 5.  | 14.8 (28 games) | 2005-06 |
| 6.  | 14.7 (30 games) | 1989-90 |
| 7.  | 14.4 (30 games) | 2015-16 |
| 8.  | 14.3 (33 games) | 2012-13 |
| 9.  | 13.7 (32 games) | 2014-15 |
| 10. | 13.5 (30 games) | 2016-17 |

## ASSISTS

|     |                |         |
|-----|----------------|---------|
| 1.  | 694 (32 games) | 1990-91 |
| 2.  | 633 (30 games) | 1988-89 |
| 3.  | 602 (30 games) | 1989-90 |
| 4.  | 518 (34 games) | 1998-99 |
| 5.  | 496 (33 games) | 2012-13 |
| 6.  | 481 (28 games) | 1987-88 |
| 7.  | 474 (32 games) | 1999-00 |
| 8.  | 468 (28 games) | 2003-04 |
| 9.  | 466 (33 games) | 2000-01 |
| 10. | 465 (31 games) | 2004-05 |

## ASSISTS AVERAGE

|     |                 |         |
|-----|-----------------|---------|
| 1.  | 21.7 (32 games) | 1990-91 |
| 2.  | 21.1 (30 games) | 1988-89 |
| 3.  | 20.1 (30 games) | 1989-90 |
| 4.  | 17.2 (28 games) | 1987-88 |
| 5.  | 16.1 (28 games) | 2005-06 |
| 6.  | 15.6 (28 games) | 2003-04 |
| 7.  | 15.3 (28 games) | 1996-97 |
| 8.  | 15.2 (34 games) | 1998-99 |
| 9.  | 15.1 (30 games) | 2013-14 |
| 10. | 15.0 (33 games) | 2012-13 |

## BLOCKED SHOTS

|     |                |         |
|-----|----------------|---------|
| 1.  | 165 (31 games) | 2006-07 |
| 2.  | 146 (37 games) | 2018-19 |
| 3.  | 139 (30 games) | 2013-14 |
| 4.  | 137 (31 games) | 2009-10 |
| 5.  | 136 (32 games) | 2001-02 |
| 6.  | 131 (33 games) | 2012-13 |
| 7.  | 131 (30 games) | 1989-90 |
| 8.  | 130 (30 games) | 2007-08 |
| 9.  | 130 (32 games) | 2008-09 |
| 10. | 129 (34 games) | 2010-11 |

\*(1985-86 to present)



# TEAM SEASON TOP TEN

## BLOCKED SHOTS AVERAGE

|     |                |         |
|-----|----------------|---------|
| 1.  | 5.3 (31 games) | 2006-07 |
| 2.  | 4.6 (30 games) | 2013-14 |
| 3.  | 4.5 (28 games) | 2003-04 |
| 4.  | 4.4 (31 games) | 2009-10 |
| 5.  | 4.4 (30 games) | 1989-90 |
| 6.  | 4.3 (30 games) | 2007-08 |
| 7.  | 4.3 (32 games) | 2001-02 |
| 8.  | 4.2 (28 games) | 2003-04 |
| 9.  | 4.1 (32 games) | 2008-09 |
| 10. | 4.0 (33 games) | 2012-13 |

## STEALS

|     |                |         |
|-----|----------------|---------|
| 1.  | 388 (31 games) | 2004-05 |
| 2.  | 368 (36 games) | 1981-82 |
| 3.  | 357 (32 games) | 1990-91 |
| 4.  | 339 (32 games) | 2001-02 |
| 5.  | 332 (29 games) | 1980-81 |
| 6.  | 328 (33 games) | 2002-03 |
| 7.  | 317 (33 games) | 2011-12 |
| 8.  | 316 (29 games) | 1993-94 |
| 9.  | 315 (37 games) | 2018-19 |
| 10. | 312 (33 games) | 2012-13 |

## STEALS AVERAGE

|     |                 |         |
|-----|-----------------|---------|
| 1.  | 12.5 (31 games) | 2004-05 |
| 2.  | 11.4 (29 games) | 1980-81 |
| 3.  | 11.2 (32 games) | 1990-91 |
| 4.  | 11.1 (28 games) | 1996-97 |
| 5.  | 10.9 (29 games) | 1993-94 |
| 6.  | 10.6 (32 games) | 2001-02 |
| 7.  | 10.5 (28 games) | 1984-85 |
| 8.  | 10.2 (36 games) | 1981-82 |
| 9.  | 10.1 (30 games) | 1994-95 |
| 10. | 10.1 (27 games) | 1992-93 |

## SCORING DEFENSE

|     |                 |         |
|-----|-----------------|---------|
| 1.  | 52.3 (33 games) | 2011-12 |
| 2.  | 54.1 (30 games) | 2013-14 |
| 3.  | 55.9 (32 games) | 2014-15 |
| 4.  | 56.9 (33 games) | 2012-13 |
| 5.  | 59.3 (34 games) | 2010-11 |
| 6.  | 60.4 (30 games) | 2016-17 |
| 7.  | 60.8 (33 games) | 2002-03 |
| 8.  | 62.5 (30 games) | 2007-08 |
| 9.  | 62.8 (36 games) | 1981-82 |
| 10. | 62.8 (29 games) | 1983-84 |

## SCORING MARGIN

|     |                  |         |
|-----|------------------|---------|
| 1.  | 16.4 (82.6-66.2) | 1990-91 |
| 2.  | 15.8 (83.4-67.6) | 2019-20 |
| 3.  | 14.1 (80.4-66.4) | 1989-90 |
| 4.  | 12.8 (75.8-63.0) | 1986-87 |
| 5.  | 12.5 (66.6-54.1) | 2013-14 |
| 6.  | 10.2 (74.0-63.8) | 1985-86 |
| 7.  | 10.0 (76-8-66.8) | 1984-85 |
| 8.  | 9.8 (62.1-52.3)  | 2011-12 |
| 8.  | 9.4 (66.3-56.9)  | 2012-13 |
| 10. | 9.0 (76.0-67.0)  | 1996-97 |

## FIELD GOAL PCT DEFENSE

|     |                 |         |
|-----|-----------------|---------|
| 1.  | .361 (673-1863) | 2012-13 |
| 2.  | .367 (628-1711) | 2011-12 |
| 3.  | .368 (648-1763) | 2014-15 |
| 4.  | .368 (740-2010) | 2010-11 |
| 5.  | .380 (584-1538) | 2013-14 |
| 6.  | .382 (662-1735) | 2016-17 |
| 7.  | .387 (912-2354) | 1981-82 |
| 8.  | .389 (828-2131) | 2019-20 |
| 9.  | .390 (684-1754) | 2015-16 |
| 10. | .390 (696-1783) | 2007-08 |

## 3-POINT FG PCT DEFENSE\*

|     |                |         |
|-----|----------------|---------|
| 1.  | .239 (70-293)  | 1992-93 |
| 2.  | .257 (164-638) | 2019-20 |
| 3.  | .260 (126-485) | 2011-12 |
| 4.  | .277 (134-484) | 2012-13 |
| 5.  | .281 (115-409) | 1995-96 |
| 6.  | .284 (120-422) | 2003-04 |
| 7.  | .291 (129-444) | 2014-15 |
| 8.  | .292 (71-243)  | 1991-92 |
| 9.  | .294 (198-673) | 2018-19 |
| 10. | .298 (148-497) | 2015-16 |

## REBOUNDING DEFENSE

|     |                 |         |
|-----|-----------------|---------|
| 1.  | 32.2 (32 games) | 1990-91 |
| 2.  | 33.4 (30 games) | 1985-86 |
| 3.  | 33.7 (32 games) | 1986-87 |
| 4.  | 34.2 (29 games) | 1983-84 |
| 5.  | 34.6 (33 games) | 2000-01 |
| 6.  | 35.1 (30 games) | 2013-14 |
| 7.  | 35.5 (33 games) | 2011-12 |
| 8.  | 35.7 (28 games) | 1984-85 |
| 9.  | 35.9 (32 games) | 2014-15 |
| 10. | 36.2 (30 games) | 2016-17 |

## REBOUNDING MARGIN

|     |                 |         |
|-----|-----------------|---------|
| 1.  | 7.5 (41.2-33.7) | 1986-87 |
| 2.  | 7.2 (44.2-37.0) | 1989-90 |
| 3.  | 7.1 (40.5-33.4) | 1985-86 |
| 4.  | 5.4 (37.6-35.2) | 1990-91 |
| 5.  | 4.8 (42.8-38.0) | 1981-82 |
| 6.  | 4.2 (40.1-35.9) | 2014-15 |
| 7.  | 3.4 (39.1-35.7) | 1984-85 |
| 8.  | 3.2 (38.7-35.5) | 2011-12 |
| 9.  | 2.1 (38.3-36.2) | 2016-17 |
| 10. | 1.8 (39.2-37.4) | 2012-13 |

## GAMES PLAYED

|     |    |         |
|-----|----|---------|
| 1.  | 37 | 2018-19 |
| 2.  | 36 | 1981-82 |
| 3.  | 34 | 2010-11 |
| 4.  | 34 | 1998-99 |
| 5.  | 34 | 1995-96 |
| 6.  | 33 | 2000-01 |
| 7.  | 33 | 2002-03 |
| 8.  | 33 | 2011-12 |
| 9.  | 33 | 2012-13 |
| 10. | 32 | 2019-20 |

## MINUTES (SINCE 2001-02)

|     |      |         |
|-----|------|---------|
| 1.  | 7425 | 2018-19 |
| 2.  | 6850 | 2010-11 |
| 3.  | 6725 | 2012-13 |
| 4.  | 6700 | 2011-12 |
| 5.  | 6600 | 2002-03 |
| 6.  | 6450 | 2008-09 |
| 7.  | 6425 | 2014-15 |
| 8.  | 6425 | 2019-20 |
| 8.  | 6400 | 2001-02 |
| 9.  | 6275 | 2006-07 |
| 10. | 6275 | 2009-10 |

## MINUTES AVERAGE (SINCE 2001-02)

|    |                  |         |
|----|------------------|---------|
| 1. | 203.8 (33 games) | 2012-13 |
| 2. | 203.0 (33 games) | 2011-12 |
| 3. | 202.4 (31 games) | 2009-10 |
| 4. | 202.4 (31 games) | 2006-07 |
| 5. | 201.7 (30 games) | 2015-16 |
| 6. | 201.6 (32 games) | 2008-09 |
| 7. | 201.5 (34 games) | 2010-11 |
| 8. | 200.8 (32 games) | 2014-15 |
| 8. | 200.8 (37 games) | 2018-19 |
| 8. | 200.8 (32 games) | 2019-20 |
| 9. | 200.0 (31 games) | 2017-18 |
| 9. | 200.0 (31 games) | 2004-05 |
| 9. | 200.0 (30 games) | 2016-17 |
| 9. | 200.0 (33 games) | 2002-03 |
| 9. | 200.0 (30 games) | 2013-14 |
| 9. | 200.0 (30 games) | 2007-08 |
| 9. | 200.0 (32 games) | 2001-02 |

\*-1985-86 to present



# CLASS RECORDS

## GAME

### MOST POINTS

Freshman: 37, Bettye Fiscus (vs. Ak.-Anch., 2/27/81)  
Sophomore: 41, Chelsea Dungee (vs. Auburn, 2/10/19)  
Junior: 39, Delmonica DeHorney (vs. Stanford, 3/24/90)  
Senior: 44, Shelly Wallace (vs. Oral Roberts, 12/12/89)

### MOST REBOUNDS

Freshman: 18, Bettye Fiscus (vs. Kansas State, 1/2/82)  
Sophomore: 19, Lita Stricklin (vs. NE Okla., 1/20/79)  
Junior: 22, Shelly Wallace (vs. SMU, 2/13/88)  
Senior: 20, Monica Brown (vs. SMU, 1/21/86)  
20, Melissa Wolff (vs. New Orleans, 12/30/15)

### MOST ASSISTS

Freshman: 12, Amy Wright (vs. LSU, 2/11/99); C'eira Ricketts (at AU, 1/18/09)  
Sophomore: 14, India Lewis (vs. Howard, 2/15/01)  
Junior: 18, Donna Wilson (vs. Houston, 3/2/88)  
Senior: 11, Amy Wright (vs. Kansas St., 3/17/02); Tracy Webb (vs. BU, 2/21/87)

### MOST STEALS

Freshman: 7, India Lewis (at Princeton, 11/27/99);  
7, Kelsey Brooks (Florida, 2/6/14)  
Sophomore: 12, Amanda Holley (vs. TCU, 1/11/83)  
Junior: 8, Sheree Thompson (vs. Idaho St., 11/26/04)  
8, Angela Davis (vs. Alabama St., 11/29/91)  
Senior: 10, India Lewis (vs. Tulsa, 12/9/02)

### MOST BLOCKED SHOTS

Freshman: 7, Delmonica DeHorney (vs. TCU, 1/9/88)  
Sophomore: 6, Sarah Watkins (vs. Kentucky, 1/6/11)  
Junior: 9, Robyn Irwin (vs. SW Missouri, 12/19/88)  
Senior: 6, Joy Oakley (vs. Tulsa, 12/5/01);  
Delmonica DeHorney (vs. Houston, 3/7/91);

## SEASON

### MOST POINTS

Freshman: 655, Bettye Fiscus, 1981-82  
Sophomore: 759, Chelsea Dungee, 2018-19  
Junior: 581, Delmonica DeHorney, 1989-90  
Senior: 692, Shelly Wallace, 1988-89

### SCORING AVERAGE

Freshman: 18.7, Bettye Fiscus, 1981-82  
Sophomore: 20.5, Chelsea Dungee, 2018-19  
Junior: 20.0, Delmonica DeHorney, 1989-90  
Senior: 23.1, Shelly Wallace, 1988-89

### FIELD GOALS MADE

Freshman: 236, Bettye Fiscus, 1981-82  
Sophomore: 232, Chelsea Dungee, 2018-19  
Junior: 219, Delmonica DeHorney, 1989-90  
Senior: 227, Delmonica DeHorney, 1990-91

### MOST REBOUNDS

Freshman: 282, Bettye Fiscus, 1981-82  
Sophomore: 217, Blair Savage, 1990-91  
Junior: 329, Shelly Wallace, 1987-88  
Senior: 381, Shelly Wallace, 1988-89

### THREE-POINT GOALS

Freshman: 66, India Lewis, 1999-00  
Sophomore: 104, Wendi Willits, 1998-99  
Junior: 106, Amber Ramirez, 2019-20  
Senior: 91, Alexis Tolefree, 2019-20

### REBOUND AVERAGE

Freshman: 8.1, Bettye Fiscus, 1981-82  
Sophomore: 7.3, Bettye Fiscus, 1982-83 & Amanda Holley, 1982-83  
Junior: 11.8, Shelly Wallace, 1987-88  
Senior: 12.7, Shelly Wallace, 1988-89

### MOST ASSISTS


Freshman: 172, Amy Wright, 1998-99  
Sophomore: 208, Calli Berna, 2012-13  
Junior: 205, Calli Berna, 2013-14  
Senior: 205, Amy Wright, 2001-02

### MOST STEALS

Freshman: 89, Christy Smith, 1994-95  
Sophomore: 88, Lita Stricklin, 1979-80  
Junior: 80, Connie Fitzgerald, 1981-82  
Senior: 95, Tracy Webb, 1986-87

### MOST BLOCKED SHOTS

Freshman: 55, Amanda Holley, 1981-82  
Sophomore: 58, Sarah Watkins, 2010-11  
Junior: 83, Delmonica DeHorney, 1989-90  
Senior: 70, Delmonica DeHorney, 1990-91



*Shelly Wallace holds the UA women's scoring record for a game as well as the most entries on the high-point list with seven. Shameka Christon and Delmonica DeHorney are next with six each.*



# BUD WALTON ARENA RECORDS

## THE BASKETBALL PALACE OF MID-AMERICA

Arkansas has played in Bud Walton Arena - The Basketball Palace of Mid-America - for 25 years and has defended its home court well with a 301-122 (.699) record since the doors opened.

When Arkansas joined the Southeastern Conference in August of 1990, then-Razorback Athletic Director Frank Broyles knew the athletic facilities had to be upgraded to contend in America's most nationally competitive league. His attention turned immediately to basketball. One day, Bud Walton, co-founder of Walmart, visited Broyles and asked him what Arkansas needed most to be competitive in the SEC.

Broyles mentioned the need for additional basketball seats and was asked by Walton what a new arena would cost. The figure \$30 million was discussed and Walton offered to pay half. From that visit, Bud Walton Arena was born. Groundbreaking to grand opening was accomplished in a remarkable 18 months.

Eye-catching displays that were recently updated on the concourse level salute Razorback highlights. Enhancements prior to the 2009 season included the addition of courtside seating, electronic signage at the scorer's table, new retractable seats in the lower level, electronic ribbon boards along the bottom of the upper deck, replacing the Razorback on the court with the classic Razorback logo and opening up the student section by converting it from chairback seats to benches. Eight suites were added prior the 2008 season, raising the total to 47.

The Razorbacks received an expanded locker room in 2013 and includes a lounge with a spacious meeting area. In the summer of 2015, a \$4 million investment was made to the arena to maximize fan experience. Fans enjoy a updated center hung video board with four LED displays that gave Bud Walton Arena the largest video display of any basketball facility in the country at the time.

To go along with the visual enhancements, a brand new sound system was also installed to enhance volume and clarity for every seat in the arena. As captivating as the displays, museum and championship banners are, the aspect of the facility demanding the most attention is spirit. Every game still produces an NCAA Tournament-type atmosphere with the exception of the crowd, which is anything but neutral. According to Rosser International in Atlanta, when the arena was built, there were more seats in less space than in any such facility in the world. It's no wonder the noise level can be absolutely ear-splitting. From pre-game to post-game, Bud Walton Arena is perfectly choreographed with the band, the spirit groups, the lighting system, the public address, the scoreboard and the team. Each game at Bud Walton Arena is a rich experience, leaving Razorback fans hungry for more.

Arkansas hosted the 1994 NCAA Midwest Regional during Walton Arena's inaugural season. In 1995, the Razorback women's basketball team hosted all four rounds of the Preseason Women's NIT -- thanks in large part to the excellent accommodations provided by Bud Walton Arena. It all paled in comparison to the 1999 Women's NIT as Arkansas hosted all five rounds of the postseason event, including an all-time UA and then WNIT record 14,163 fans for the championship game versus Wisconsin. The 1999 WNIT semifinals and finals alone saw over 23,000 fans attend the two games, helping the Razorbacks to a new all-time attendance record of 77,001 total fans. Arkansas also hosted four rounds of the 2000 WNIT at Walton, while hosting three during the 2019 WNIT.



A season-best 6,149 fans came out to Bud Walton Arena Jan. 30, 2011, to watch the Razorbacks take on No. 5 Tennessee.

## SEASON AVERAGES

Bud Walton Arena (301-122)

| SEASON    | AVG.  | SEC ONLY | GAMES | ATT.   | RANK | RECORD |
|-----------|-------|----------|-------|--------|------|--------|
| 2020-21   | 2,213 | 2,238    | 13    | 28,766 | 5th  | 12-1*  |
| 2019-20   | 3,247 | 3,721    | 18    | 58,449 | 27th | 15-3   |
| 2018-19   | 2,304 | 1,751    | 18    | 41,469 | 62nd | 11-7   |
| 2017-18   | 1,788 | 1,672    | 15    | 26,824 | 89th | 8-7    |
| 2016-17   | 1,652 | 1,484    | 17    | 28,083 | 79th | 9-8    |
| 2015-16   | 2,373 | 2,602    | 15    | 35,602 | 62nd | 11-4   |
| 2014-15   | 2,250 | 2,437    | 14    | 31,503 | 52nd | 8-6    |
| 2013-14   | 1,603 | 1,589    | 18    | 28,850 | 86th | 14-4   |
| 2012-13   | 2,189 | 2,258    | 18    | 34,794 | 57th | 12-6   |
| 2011-12   | 2,127 | 2,572    | 16    | 34,035 | 65th | 14-2   |
| 2010-11   | 1,886 | 2,293    | 18    | 33,944 | 65th | 12-6   |
| 2009-10   | 1,901 | 2,041    | 12    | 22,808 | 79th | 5-7    |
| 2008-09   | 1,793 | 2,469    | 17    | 30,484 | N/A  | 12-5   |
| 2007-08   | 2,426 | 2,945    | 16    | 38,809 | N/A  | 10-6   |
| 2006-07   | 2,395 | 2,893    | 13    | 31,135 | 48th | 7-6    |
| 2005-06   | 2,419 | 3,015    | 13    | 31,442 | 47th | 9-4    |
| 2004-05   | 2,775 | 3,664    | 14    | 38,816 | 42nd | 10-4   |
| 2003-04   | 3,523 | 4,268    | 11    | 38,752 | 29th | 7-4    |
| 2002-03   | 4,676 | 6,019    | 14    | 70,133 | 19th | 12-2   |
| 2001-02   | 3,378 | 4,318    | 14    | 47,292 | 23rd | 12-2   |
| 2000-01   | 3,247 | 3,878    | 12    | 41,281 | 31st | 9-3    |
| 1999-2000 | 3,714 | 4,301    | 17    | 63,144 | 21st | 12-5   |
| 1998-99   | 4,053 | 4,230    | 19    | 77,001 | 20th | 15-4   |
| 1997-98   | 5,061 | 6,476    | 13    | 65,796 | 12th | 10-3   |
| 1996-97   | 3,852 | 5,896    | 15    | 57,778 | 18th | 12-3   |
| 1995-96   | 4,174 | 4,532    | 16*   | 66,780 | 17th | 14-4   |
| 1994-95   | 5,094 | 7,311    | 12    | 61,125 | 11th | 10-2   |
| 1993-94   | 3,806 | 3,886    | 13    | 49,482 | 18th | 9-4    |

Barnhill Arena (159-35)

|         |       |       |    |          |      |      |
|---------|-------|-------|----|----------|------|------|
| 1992-93 | 2,508 | 3,892 | 14 | 35,106   | 22nd | 10-4 |
| 1991-92 | 2,897 | 3,692 | 12 | 34,763   | 14th | 9-3  |
| 1990-91 | 2,964 |       | 14 | 41,496   | 12th | 14-0 |
| 1989-90 | 1,754 |       | 14 | 24,556   | 17th | 11-3 |
| 1988-89 | 917   |       | 11 | 10,094   |      | 9-2  |
| 1987-88 | 620   |       | 14 | 8,683    |      | 9-4  |
| 1986-87 | 885   |       | 11 | 9,736    |      | 10-1 |
| 1985-86 | 701   |       | 11 | 7,006    |      | 11-1 |
| 1984-85 | 771   |       | 14 | 10,025** |      | 12-2 |
| 1983-84 | 1,076 |       | 13 | 13,989** |      | 11-2 |
| 1982-83 | 557   |       | 9  | 5,015**  |      | 9-0  |
| 1981-82 | 366   |       | 12 | 4,401**  |      | 12-0 |
| 1980-81 |       |       |    |          |      | 7-6  |
| 1979-80 |       |       |    |          |      | 7-3  |
| 1978-79 |       |       |    |          |      | 4-3  |
| 1977-78 |       |       |    |          |      | 8-1  |
| 1976-77 |       |       |    |          |      | 6-0  |

^ Attendance limited due to COVID-19 Pandemic

\*\*-Records prior to 1985 are incomplete | \* - DH not included Rank in Division I



## ARKANSAS HOME GAME STREAKS

Longest Winning Streak: (20 or more games)

23 games (Feb. 3, 1990 to Dec. 19, 1991)

21 games (1981 to 1984)

Longest Losing Streak: 7 games (2017-18)

Cons. Wins vs. Ranked Teams: 3 (1990-91; 1995-96; 2001-02; 2015-16)

Cons. Regular Season Wins vs. Non-Conference

Teams: 26 games (12/7/01 to 12/21/09)

# BUD WALTON ARENA RECORDS

## INDIVIDUAL GAME RECORDS / BUD WALTON ARENA

|                               |   |
|-------------------------------|---|
| Points                        | 41, Chelsea Dungee, Auburn vs. Arkansas, 2/10/19  |
| Field Goals                   | 14 by Jillian Robbins, Tulsa vs. Arkansas, 12/2/05  |
| Field Goal Attempts           | 28, Malica Monk, Arkansas vs. Florida, 1/18/18  |
| Three Point Goals             | 8 by Brittney Ezell, Alabama, vs. Arkansas, 1/11/98;  |
|                               | 8 by Wendi Willits, Arkansas vs. ORU, 11/28/98  |
|                               | 8 by Lyndsay Harris, Arkansas vs. Georgia, 1/13/11  |
|                               | 8 by Amber Ramirez, Arkansas vs. Alabama, 2/28/21   |
| Three Point Attempts          | 17 by Brittney Ezell, Alabama, vs. Arkansas, 1/11/98  |
| Free Throws                   | 19 by Dena Head, DKSK Miskolc vs. Arkansas, 11/16/94  |
| Free Throw Attempts           | 24 by Dena Head, DKSK Miskolc vs. Arkansas, 11/16/94  |
| Free Throw Pct. (Min. 8 att.) | 1.000 (17-17) by Chelsea Dungee, Florida vs. Arkansas, 1/14/21                              |
| Total Rebounds                | 22 by Jillian Robbins, Tulsa vs. Arkansas, 12/2/05  |
|                               | 21 by Taylah Thomas, New Orleans vs. Arkansas, 11/8/19                                      |
| Offensive Rebounds            | 8 by Yolanda Dickson, Arkansas vs. Texas-Pan American, 2/15/94                              |
| Defensive Rebounds            | 14 by Donna White, Mississippi Valley State, vs. Northwestern State (La.), 12/17/93         |
| Assists                       | 14 by India Lewis, Arkansas vs. Howard, 2/15/01   |
|                               | 14 by Taylah Thomas, Arkansas vs. New Orleans, 11/8/19                                      |
| Turnovers                     | 11 by Karey Faubion, TCU vs. Arkansas, 2/1/95; Le'Della English, UNO vs. Arkansas, 12/21/05 |
| Steals                        | 8 by Brittney Vaughn, Arkansas vs. Bama, 1/18/07; Kristin Moore, Arkansas vs. WKU, 12/28/04 |
| Block:                        | 7, Caliya Robinson (UGA), Georgia vs. Arkansas, 2/2/17                                      |
|                               | 7 by Lauren Ervin, Arkansas vs. La-Monroe, 11/13/06   |

## BUD WALTON ARENA TEAM RECORDS

|                     | Arkansas Razorbacks  | Opponents                                   |
|---------------------|--|---|
| Points 1st Half:    | High 60 vs. Norrköping (11/6/99)                                   | 54 by Illinois (1/8/97)                     |
|                     | Low 11 vs. Tennessee (1/8/12)                                      | 12 by Missouri (2/17/13)                    |
| Points 2nd Half:    | High 61 vs. TCU (2/1/95)   | 64 by #13 Georgia (2/23/06)                 |
|                     | Low 15 vs. #22 Auburn (1/25/04)                                    | 12 by South Alabama (11/20/98)              |
| Total Points:       | High 110 vs. Providence (11/16/98)                                 | 104 vs. No. 17 Texas A&M (2/22/18)          |
|                     | Low 38 vs. Tennessee (1/8/12)                                      | 30 Northwestern State (11/23/14)            |
| Field Goals Made:   | High 42 vs. La.-Monroe (11/17/01)                                  | 41 vs. No. 17 Texas A&M (2/22/18)           |
|                     | Low 10 vs. Tennessee (1/8/12)                                      | 10 by Northwestern State (11/23/14)         |
| Field Goals Att:    | High 102 vs. Spartak (11/7/01)                                     | 82 by Florida (1/28/16)                     |
|                     | Low 46 vs. Ole Miss (1/1/04); S. Carolina (2/5/17)                 | 31 by LSU (2/16/12)                         |
| FG Percentage:      | High .618 vs. La.-Monroe (11/17/01)                                | .644 by Missouri (12/30/97)                 |
|                     | Low .182 (10-55) vs. Tennessee (1/8/12)                            | .220 (11-50) vs. Sam Houston (11/15/15)     |
| 3-Pt Field Goals:   | High 15 vs. Providence (11/16/99); UAB (3/24/19)                   | 13 vs. Florida (3/19/09)                    |
|                     | Low 0 vs. St. Mary's (12/2/94)                                     | 0 by several (most rec., MVSU, 12/28/15)    |
| 3-Pt FG Attempted:  | High 37 vs. Jackson State (12/30/18)                               | 34 vs. Abilene Christian (11/29/17)         |
|                     | Low 1 vs. St. Mary's (12/2/94)                                     | 1 by LSU (2/7/94)                           |
| 3-Pt FG Percentage: | High .875 vs. Vanderbilt (1/23/00)                                 | .667 (4-6), LSU (1/8/17)                    |
|                     | Low .000 vs. St. Mary's (12/2/94)                                  | .000 by several (most rec., MVSU, 12/28/15) |
| Free Throws:        | High 33 vs. Ohio St. (11/19/95)                                    | 25 by six (most rec. Alabama, 1-7-18)       |
|                     | Low 1, Kentucky (2/16/17)  | 2 by Miss Valley (2/13/02); 2 by #19 Kansas |
| (12/6/12);          |  | 2, Texas Tech (12/3/16)                     |
| Free Throws Att.:   | High 43 vs. Miss Valley (2/13/02)                                  | 38 by #2 Tenn. (2/7/95)                     |
|                     | Low 4, Kentucky (2/16/17)  | 3 by Alcorn (12/31/96); 3 by #19 Kansas     |
| (12/6/12);          |  | 4, Florida (1/18/18)                        |
| Free Throw Pct.:    | High 1.000 vs. #24 Florida (1/16/06); 1.000 vs. Missouri (2/28/19) | 3 by Texas Tech (12/3/16)                   |
|                     | Low .222 (2-9) vs. MVSU (12/5/08)                                  | UL [9-9] (11/21/98)                         |
| Offensive Rebounds: | High 28 vs. UTPA (2/15/94)   | .143 by Florida A&M (11/24/95)              |
|                     | Low 5 vs. Miss. St. (2/26/95)                                      | 31 by #2 Tennessee (12/17/98)               |
| Defensive Rebounds: | High 41 vs. UAB (3/24/19)  | 2 by Stetson (11/21/16)                     |
|                     | Low 8 vs. Georgia (2/20/98)  | 40 by #2 Tennessee (2/26/04)                |
| Total Rebounds:     | High 67 vs. Spartak (11/7/01)                                      | 9 by Kentucky (1/16/00)                     |
|                     | Low 21 vs. LSU (2/16/12)   | 61 by Tulsa (12/2/05)                       |
| Assists:            | High 29 vs. Providence (11/16/98); ULM (11/17/01)                  | 20 by Stetson (11/21/16)                    |
|                     | Low 29 vs. MVSU (12/28/13)   | 29 by Northwestern St. (11/15/95)           |
|                     | 4 vs. LSU (1/8/09)   | 2, Grambling State (12/29/14)               |
| Blocked Shots:      | High 13 vs. Tennessee Tech (12/4/18)                               | 12, Texas Tech (12/3/16)                    |
|                     | Low 0 vs. ASU (11/18/18)*  | 1 by Florida (1/17/18)- most recent         |
| Steals:             | High 28 vs. Western Ky. (11/28/04)                                 | 20 by Northwestern St. (11/15/95)           |
|                     | Low 1 vs. No. 17 Texas A&M (2/22/18)                               | 0 by #6 Tennessee (12/29/96);               |
|                     |  | 0 by Utah (11/20/11)                        |
| Turnovers:          | High 27, four times (McNeese, 12/30/04)                            | 45 by Alabama State (11/19/04)              |
|                     | Low 4 vs. Utah (11/20/11); vs. Missouri (2/28/19)                  | 3 by Western Michigan (12/9/01)             |
| Personal Fouls:     | High 29 vs. La-Monroe (11/17/01)                                   | 34 by Oklahoma (WNIT) (3/14/99)             |
|                     | Low 7 vs. Oral Roberts (12/21/16)                                  | 8 by SUIC (3/14/13); Missouri (1/23/17)     |

## TOP HOME CROWDS

(DH games are not included)

|     |        |   |          |             |
|-----|--------|---|----------|-------------|
| 1.  | 14,163 | Wisconsin   | 3/23/99  | (UA 67-64)  |
|     |        | (WNIT Championship; Est. new WNIT all-game mark)          |          |             |
| 2.  | 11,486 | LSU   | 1/19/03  | (UA 78-72)  |
|     |        | (Arkansas upsets #2 in front of top regular-season crowd) |          |             |
| 3.  | 11,410 | Auburn  | 2/8/98   | (UA 71-63)  |
|     |        | (Women in Sport Day draws record crowd on TV)             |          |             |
| 4.  | 11,014 | Tennessee   | 1/30/03  | (UT 92-79)  |
|     |        | (#4 holds off furious UA comeback; w/LSU first b-2-b 10K) |          |             |
| 5.  | 9,041  | Drake   | 3/20/99  | (UA 80-56)  |
|     |        | (WNIT semifinals; turnout lands UA championship)          |          |             |
| 6.  | 8,506  | Vanderbilt  | 2/19/95  | (UA 73-71)  |
|     |        | (Johnson with 2.2 in OT for win, VU #8)                   |          |             |
| 7.  | 8,461  | SW Missouri   | 12/29/93 | (UA 69-66)  |
|     |        | (Wilson's last second shot for win, SMSU #23)             |          |             |
| 8.  | 8,288  | Tennessee   | 12/29/96 | (UA 77-75)  |
|     |        | (UT #6, def. & future nat. champions, UA #22)             |          |             |
| 9.  | 8,212  | Tennessee   | 2/7/95   | (UT 87-67)  |
|     |        | (Top 20 showdown; UA #20, UT #2)                          |          |             |
| 10. | 7,878  | Vanderbilt  | 1/18/98  | (VU 85-80)  |
|     |        | (Another OT thriller with Commodores, VU #6)              |          |             |
| 11. | 7,721  | Florida   | 1/28/95  | (UA 72-66)  |
|     |        | (In-season back-to-back top 25 wins, UF #13)              |          |             |
| 12. | 7,541  | Kentucky  | 1/25/97  | (UA 88-55)  |
|     |        | (Girl Scout and Springdale days)                          |          |             |
| 13. | 7,427  | Kentucky  | 2/4/95   | (UA 62-56)  |
|     |        | (Bloomer double-double)                                   |          |             |
| 14. | 7,318  | Miss. State   | 2/26/95  | (UA 86-63)  |
|     |        | (Senior day and camper reunion day)                       |          |             |
| 15. | 7,160  | S. Carolina   | 1/12/03  | (UA 67-58)  |
|     |        | (UA rips #13 USC; begins best SEC start to date)          |          |             |
| 16. | 7,122  | Ole Miss  | 2/16/97  | (UA 71-62)  |
|     |        | (WNBA coach of year Van Chancellor's last at Walton)      |          |             |
| 17. | 7,121  | Georgia   | 2/24/02  | (UA 66-45)  |
|     |        | (Senior Day produces first home win over #23 Georgia)     |          |             |
| 18. | 7,025  | Colorado  | 11/21/95 | (CU 73-71)  |
|     |        | (Preseason WNIT title game, CU #11)                       |          |             |
| 19. | 6,980  | South Carolina  | 2/12/09  | (UA 58-54)  |
|     |        | (2nd of five consecutive SEC wins)                        |          |             |
| 20. | 6,847  | SW Missouri   | 12/10/95 | (UA 65-58)  |
|     |        | (Another Ozark shootout runs UA mark to 9-1)              |          |             |
| 21. | 6,819  | Texas   | 1/8/91   | (UA 76-61)  |
|     |        | (W.A.R. II night, UT #15, Barnhill high game)             |          |             |
| 22. | 6,714  | Kentucky  | 1/30/99  | (UA 74-69)  |
|     |        | (Crowd lifts Arkansas to overtime win)                    |          |             |
| 23. | 6,698  | Georgia   | 2/20/00  | (UG 72-69)  |
|     |        | (#3 UG trails at halftime, escapes with win late)         |          |             |
| 24. | 6,687  | Tennessee   | 1/7/01   | (UT 76-61)  |
|     |        | (Tennessee ranked #2, Arkansas rallies in second)         |          |             |
| 25. | 6,680  | Georgia   | 2/24/96  | (UG 87-54)  |
|     |        | (Georgia ranked #2, clinches SEC title)                   |          |             |
| 26. | 6,549  | Auburn  | 1/22/94  | (AU 66-57)  |
|     |        | (Auburn ranked #23)                                       |          |             |
| 27. | 6,335  | Georgia   | 2/20/98  | (UG 86-81)  |
|     |        | (Senior Night provides an overtime nail biter)            |          |             |
| 28. | 6,330  | S. Carolina   | 1/24/98  | (UA 86-67)  |
|     |        | (Girl Scout Day and Parents Weekend)                      |          |             |
| 29. | 6,327  | Texas   | 1/24/90  | (UT 84-75)  |
|     |        | (W.A.R. I night, Texas ranked #5)                         |          |             |
| 30. | 6,234  | Kentucky  | 2/6/00   | (UA 83-70)  |
|     |        | (Elementary Day and National Bring a Kid to the Game)     |          |             |
| 31. | 6,197  | Vanderbilt  | 1/14/96  | (VU 65-60)  |
|     |        | (First of two 1996 games with AP's #2 team)               |          |             |
| 32. | 6,149  | Tennessee   | 1/30/11  | (UT 72-53)  |
|     |        | (Tennessee ranked #5)                                     |          |             |
| 33. | 5,847  | LSU   | 2/11/92  | (UA 74-66)  |
|     |        | (Border W.A.R. night)                                     |          |             |
| 34. | 5,839  | Tennessee   | 2/20/05  | (UT 84-71)  |
|     |        | (Tennessee ranked #6, but not highest ranked team at UA)  |          |             |
| 35. | 5,638  | Kentucky  | 2/9/20   | (AR 103-85) |
|     |        | (#PackThePalace, UK Was #15)                              |          |             |

## LANDMARK GAMES IN FAYETTEVILLE

| DATE       | OPPONENT       | RESULT                 | DATE       | OPPONENT      | RESULT                |
|------------|----------------|------------------------|------------|---------------|-----------------------|
| 1st Game   | Dec. 11, 1976  | John Brown UA 75-67    | 350th Game | Feb. 8, 2004  | Georgia UA 71-63      |
| 50th Game  | Jan. 2, 1982   | Kansas State UA 68-53  | 400th Game | Dec. 29, 2008 | Western Ill. UA 70-53 |
| 100th Game | Jan. 14, 1986  | Houston UA 66-60       | 1st Win    | Dec. 11, 1976 | John Brown UA 75-67   |
| 150th Game | Feb. 7, 1989   | Texas UT 67-87         | 50th Win   | Feb. 5, 1983  | Middle Tenn. UA 73-72 |
| 175th Game | Jan. 9, 1992   | Colorado UA 65-51      | 100th Win  | Dec. 19, 1987 | SW Missouri UA 85-71  |
| 194th Game | Mar. 1, 1993   | Oral Roberts UA 96-60* | 150th Win  | Dec. 4, 1992  | North Texas UA 105-58 |
| 195th Game | Dec. 8, 1993   | DePaul UA 80-68!       | 200th Win  | Dec. 31, 1996 | Alcorn St. UA 90-56   |
| 200th Game | Jan. 19, 1994  | Tulane UA 71-59        | 250th Win  | Feb. 24, 2001 | Ole Miss UA 82-64     |
| 250th Game | Feb. 10, 1997  | Wofford UA 76-39       | 300th Win  | Jan. 26, 2006 | #24 Florida UA 69-63  |
| 300th Game | March 21, 2000 | Ga. Tech UA 78-67      |            |               |                       |

\*Last women's game in Barnhill Arena; !First women's game in Bud Walton Arena



# BARNHILL ARENA RECORDS

## A TOUGH PLACE TO PLAY

It seemed appropriate that the final basketball event at John Barnhill Arena was a women's basketball game and a women's basketball banquet.

As fate would have it, it was a girls' basketball game back in 1977 that was the first hoops contest played in the newly-renovated and expanded home court for the Razorback men's and women's basketball.

Betsy Broyles' Fayetteville High team played days before the first men's or women's college game in what would become known as one of the most feared home courts in modern collegiate basketball.

The next year, Betsy would become the first high school recruit to accept a scholarship to play women's basketball at the University.

On Dec. 7, 1993, she and over 30 former letterwinners returned for A Moment in Time, a banquet to honor women's basketball in Barnhill. It was the evening prior to the women's opener in Bud Walton Arena against DePaul.

During the 17 years between her first and most recent appearances in Barnhill, The Barn was the site of many great moments of women's basketball history.

Arkansas was undefeated in its first home season (6-0) and in three subsequent years (1981-82, 1982-83 and 1990-91).

The women's basketball team set its home consecutive win streak at 21 games from 1981 to 1984.

That streak was broken with 23 in the early 1990s, and for a brief period of time, Barnhill Arena was the home of the longest active women's home winning streak. Since the start of the NCAA era in 1982-83, only eight unranked teams managed wins in Barnhill (out of 118 who tried).

Some 194 women's varsity collegiate basketball games were played in Barnhill Arena, with the last game a 96-60 win over Oral Roberts on March 1, 1993.

The last varsity basketball game played at Barnhill was a women's contest as Arkansas won an exhibition game over the Bulgarian team of Levski Total, 83-81, on Nov. 16, 1993.

The Spirit of Barnhill lives on both at Bud Walton Arena, and at Barnhill. "The Barn" received a new tenant in 1994 with the start of varsity volleyball at Arkansas. Thanks in large part to its home court advantage, the inaugural Razorback volleyball team won the SEC Western Division title providing a new banner for the old rafters. Gymnastics enjoyed a similar Barnhill boost in 2006. With the inaugural senior class, Arkansas upset national powerhouse UCLA to advance to the NCAA Championship at the Barnhill-hosted NCAA South Central Regional.

## TEAM RECORDS

Points: 115 vs. Oral Roberts (2/19/87)

Rebounds: 74 vs. Mississippi Valley St. (11/24/89)

Field Goals Made: 45 vs. Cotley College (2/2/78)  
vs. ORU (2/19/87)

Field Goals Attempted: 97 vs. Cotley (2/2/78)

Field Goal Percentage: .680 vs. Ole Miss (34 of 50) (12/15/90)

3-Pt. Goals: 8 vs. Alabama (2/22/92)

3-Pt. Goals Attempted: 21 vs. Alabama (2/22/92)

3-Pt. Goal Pct.: .625 vs. Miss Valley (5 -8) (12/10/88)

Free Throws Made: 29 vs. Grambling (12/17/81)

Free Throws Attempted: 43 vs. Miss. Valley (11/24/89)

Free Throw Pct.: .950 vs. McNeese (21-22) (2/14/81)

Fouls: 31 vs. North Texas (12/4/92)

Assists: 30 vs. Northwestern (3/16/91)

Steals: 26 vs. TCU (1/11/83)

Turnovers: 32 vs. Grambling (12/17/81) vs. Eastern Okla.  
(1/18/80)

Blocked Shots: 11 vs. SW Missouri (12/19/87)

## INDIVIDUAL RECORDS

Points: 36, Shannon Jones (vs. Wash. St., 12/31/92)

Rebounds: 22, Shelly Wallace (vs. SMU, 2/13/88)

Field Goals Made: 14, Bettye Fiscus (vs Wichita, 2/20/82)

Shelly Wallace (vs. Texas Tech, 2/2/88)

Field Goals Attempted: 26, Debbie Roe (vs. Ark. State, 2/28/78)

3-Pt. Goals: 6, Sha Hopson (vs. Auburn, 1/11/92)

3-Pt. Attempts: 10, Lisa Martin (vs. UH, 3/4/89)

Free Throws: 16, Shelly Wallace (vs. UH, 3/4/89)


Free Throw Att.: 20, Shelly Wallace (vs. UH, 3/4/89)

Free Throw Pct.: 1.000 (11 of 11) Delmonica DeHorney  
(vs. Northwestern, 3/16/91)

Assists: 14, Amber Nicholas (vs. Ole Miss, 12/15/90)

Steals: 12, Amanda Holley (vs. TCU, 1/11/83)

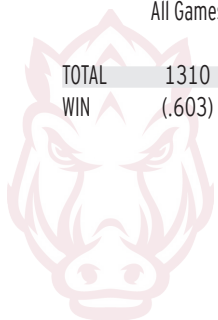
Blocked Shots: 9, Robyn Irwin (vs. SW Mo., 12/19/88)






# COACHING RECORDS

| COACH      | YEAR  | OVERALL   |         |         |         |       | SOUTHEASTERN |         |        |       | SOUTHWEST |        |        | POSTSEASON         |
|------------|-------|-----------|---------|---------|---------|-------|--------------|---------|--------|-------|-----------|--------|--------|--------------------|
|            |       | ALL       | HOME    | ROAD    | NEU.    | PLACE | ALL          | HOME    | ROAD   | PLACE | ALL       | HOME   | ROAD   |                    |
| OGLE       | 76-77 | 10-6      | 6-0     | 4-5     | 0-1     |       |              |         |        |       |           |        |        |                    |
|            | 77-78 | 14-9      | 8-1     | 5-5     | 1-3     |       |              |         |        |       |           |        |        |                    |
| HENN       | 78-79 | 7-13      | 4-3     | 2-7     | 1-3     |       |              |         |        |       |           |        |        |                    |
|            | 79-80 | 15-10     | 7-3     | 7-4     | 1-3     |       |              |         |        |       |           |        |        | SWIAW Regional     |
|            | 80-81 | 11-18     | 7-6     | 1-9     | 3-3     |       |              |         |        |       |           |        |        | SWIAW Regional     |
| WILLIS     | 81-82 | 26-10     | 12-0    | 6-7     | 8-3     |       |              |         |        |       |           |        |        | AIW Sweet 16       |
|            | 82-83 | 21-8      | 9-0     | 7-8     | 5-0     | 2nd   |              |         |        |       | 6-2       | 4-0    | 2-2    |                    |
|            | 83-84 | 20-9      | 11-2    | 5-6     | 4-1     | 3rd   |              |         |        |       | 11-5      | 7-1    | 4-4    |                    |
| SUTHERLAND | 84-85 | 20-8      | 12-2    | 6-4     | 2-2     | 3rd   |              |         |        |       | 11-5      | 6-2    | 5-3    |                    |
|            | 85-86 | 22-8      | 11-1    | 9-6     | 2-1     | 2nd   |              |         |        |       | 13-3      | 7-1    | 6-2    | NCAA First Round   |
|            | 86-87 | 20-12     | 10-1    | 6-8     | 4-3     | 2nd   |              |         |        |       | 12-4      | 7-1    | 5-3    | WNIT Champion      |
|            | 87-88 | 13-15     | 9-4     | 3-8     | 1-3     | 4th   |              |         |        |       | 8-8       | 5-3    | 3-5    |                    |
|            | 88-89 | 22-8      | 9-2     | 10-4    | 3-2     | 2nd   |              |         |        |       | 13-3      | 7-1    | 6-2    | NCAA First Round   |
|            | 89-90 | 25-5      | 11-3    | 12-1    | 2-1     | 1st   |              |         |        |       | 15-1      | 7-1    | 8-0    | NCAA Elite 8       |
|            | 90-91 | 28-4      | 14-0    | 9-3     | 5-1     | 1st   |              |         |        |       | 15-1      | 8-0    | 7-1    | NCAA Sweet 16      |
|            | 91-92 | 11-14     | 9-3     | 1-10    | 1-1     | 11th  | 3-8          | 3-2     | 0-6    |       |           |        |        |                    |
|            | 92-93 | 13-14     | 10-4    | 3-9     | 0-1     | 18th  | 4-7          | 3-3     | 1-4    |       |           |        |        |                    |
|            | 93-94 | 15-14     | 9-4     | 4-9     | 2-1     | 9th   | 3-8          | 2-3     | 1-5    |       |           |        |        |                    |
| BLAIR      | 94-95 | 23-7      | 10-2    | 8-3     | 5-2     | 14th  | 7-4          | 4-2     | 3-2    |       |           |        |        | NCAA Second Round  |
|            | 95-96 | 21-13     | 14-4    | 5-6     | 2-3     | 10th  | 3-8          | 3-3     | 0-5    |       |           |        |        | WNIT Fourth Place  |
|            | 96-97 | 18-10     | 12-2    | 3-7     | 3-1     | 7th   | 5-7          | 4-2     | 1-5    |       |           |        |        |                    |
|            | 97-98 | 22-11     | 10-3    | 6-5     | 6-3     | 16th  | 7-7          | 4-3     | 2-5    |       |           |        |        | NCAA Final Four    |
|            | 98-99 | 20-14     | 15-5    | 3-7     | 2-2     | 11th  | 5-9          | 3-4     | 2-5    |       |           |        |        | WNIT Champion      |
|            | 99-00 | 17-15     | 12-5    | 4-8     | 1-2     | 10th  | 4-10         | 4-3     | 0-7    |       |           |        |        | WNIT Semifinals    |
|            | 00-01 | 20-13     | 9-3     | 5-8     | 6-2     | 16th  | 6-8          | 4-3     | 2-5    |       |           |        |        | NCAA Second Round  |
|            | 01-02 | 20-12     | 12-2    | 4-9     | 4-1     | 7th   | 7-7          | 6-1     | 2-5    |       |           |        |        | NCAA Second Round  |
|            | 02-03 | 22-11     | 12-2    | 5-6     | 5-3     | 7th   | 7-7          | 6-1     | 1-6    |       |           |        |        | NCAA Second Round  |
|            | 03-04 | 16-12     | 7-4     | 7-7     | 2-1     | 9th   | 5-9          | 3-4     | 2-5    |       |           |        |        |                    |
| GARDNER    | 04-05 | 17-14     | 10-4    | 3-8     | 4-2     | 11th  | 3-11         | 3-4     | 0-7    |       |           |        |        | WNIT Second Round  |
|            | 05-06 | 13-15     | 9-4     | 2-10    | 2-1     | 18th  | 5-9          | 4-3     | 1-6    |       |           |        |        |                    |
|            | 06-07 | 18-13     | 7-6     | 9-5     | 2-2     | 10th  | 3-11         | 1-6     | 2-5    |       |           |        |        |                    |
| COLLEN     | 07-08 | 17-13     | 10-6    | 2-6     | 5-1     | 11th  | 2-12         | 1-6     | 1-6    |       |           |        |        |                    |
|            | 08-09 | 18-14     | 12-5    | 4-7     | 2-2     | 8th   | 6-8          | 3-4     | 3-4    |       |           |        |        | WNIT Third Round   |
|            | 09-10 | 12-18     | 5-7     | 3-8     | 4-3     | 12th  | 4-12         | 1-7     | 3-5    |       |           |        |        |                    |
|            | 10-11 | 22-12     | 12-6    | 9-5     | 1-1     | 9th   | 6-10         | 2-6     | 4-4    |       |           |        |        | WNIT Quarterfinals |
|            | 11-12 | 24-9      | 14-2    | 6-5     | 4-2     | 14th  | 10-6         | 6-2     | 4-4    |       |           |        |        | NCAA Second Round  |
|            | 12-13 | 20-13     | 12-6    | 7-5     | 1-2     | 8th   | 6-10         | 3-5     | 3-5    |       |           |        |        | WNIT Second Round  |
|            | 13-14 | 19-11     | 14-4    | 3-6     | 2-1     | 11th  | 6-10         | 4-4     | 2-6    |       |           |        |        |                    |
| DYKES      | 14-15 | 18-14     | 8-6     | 5-7     | 5-1     | 9th   | 6-10         | 4-4     | 2-6    |       |           |        |        | NCAA Second Round  |
|            | 15-16 | 12-18     | 11-4    | 1-10    | 0-4     | 10th  | 7-9          | 6-2     | 1-7    |       |           |        |        |                    |
|            | 16-17 | 13-17     | 9-8     | 2-8     | 2-1     | 14th  | 2-14         | 1-7     | 1-7    |       |           |        |        |                    |
| NEIGHBORS  | 17-18 | 13-18     | 8-7     | 3-10    | 2-1     | 13th  | 3-13         | 1-7     | 2-6    |       |           |        |        |                    |
|            | 18-19 | 22-15     | 11-7    | 6-6     | 5-2     | 10th  | 6-10         | 3-5     | 3-5    |       |           |        |        | WNIT Third Round   |
|            | 19-20 | 24-8      | 15-3    | 5-4     | 4-1     | 13rd  | 10-6         | 5-3     | 5-3    |       |           |        |        |                    |
|            | 20-21 | 19-9      | 12-1    | 6-5     | 1-3     | 15th  | 9-6          | 6-1     | 3-5    |       |           |        |        | NCAA First Round   |
|            |       | 791-519   | 449-150 | 220-288 | 122-81  |       | 154-256      | 100-105 | 54-151 |       | 104-32    | 58-10  | 46-22  |                    |
|            |       | All Games | Home    | Road    | Neutral |       | SEC          | Home    | Road   |       | SWC       | Home   | Road   |                    |
| TOTAL      |       | 1310      | 599     | 508     | 203     |       | 410          | 205     | 205    |       | 136       | 68     | 68     |                    |
| WIN        |       | (.603)    | (.750)  | (.433)  | (.601)  |       | (.376)       | (.488)  | (.263) |       | (.765)    | (.853) | (.676) |                    |



# COACHES & STAFF



Sharon Ogle



Joan Henn



Matilda Willis



John Sutherland



Gary Blair



Susie Gardner



Tom Collen



Jimmy Dykes

## SUMMARY

| COACH           | TENURE       | YRS | GAMES | W-L     | PCT  | CONF. | PCT. | LEAGUE | NOW                   |
|-----------------|--------------|-----|-------|---------|------|-------|------|--------|-----------------------|
| Sharon Ogle     | 1976-78      | 2   | 39    | 24-15   | .615 | n/a   | ---  | --     | Resident Assistant    |
| Joan Henn       | 1978-81      | 3   | 74    | 33-41   | .446 | n/a   | ---  | --     | Deceased (2000)       |
| Matilda Willis  | 1981-84      | 3   | 94    | 67-27   | .713 | 17-7  | .708 | SWC    | HC at Tulsa           |
| John Sutherland | 1984-93      | 9   | 262   | 174-88  | .664 | 87-25 | .777 | SWC    | Assoc. AD-Marshall    |
|                 |              |     |       |         |      | 7-15  | .318 | SEC    |                       |
| Gary Blair      | 1993-2003    | 10  | 318   | 198-120 | .623 | 54-75 | .419 | SEC    | HC at Texas A&M       |
| Susie Gardner   | 2003-2007    | 4   | 118   | 64-54   | .542 | 16-40 | .286 | SEC    | HC at Mercer          |
| Tom Collen      | 2008-2014    | 7   | 222   | 132-90  | .595 | 40-68 | .370 | SEC    | Consulting            |
| Jimmy Dykes     | 2014-2017    | 3   | 92    | 43-49   | .467 | 15-33 | .313 | SEC    | Consulting/Radio/ESPN |
| Mike Neighbors  | 2017-present | 4   | 128   | 78-50   | .609 | 28-35 | .444 | SEC    | HC at Arkansas        |

## ASSISTANT/ASSOCIATE HEAD COACHES

Asst. HC Tom Collen, 1993-97  
 Assoc. HC Vic Schaefer, 2002-03  
 Assoc. HC Tim Eatman, 2007-10  
 Assoc. HC Todd Schaefer, 2019-Present

Consulting  
 HC Texas  
 AC Rutgers  
 AHC Arkansas

## ASSISTANT COACHES

Judy Grayston, 1978-79 Not Available  
 Ann Keenan, 1979-80 Not Available  
 Barbara Foley, 1980-81 Not Available  
 Jeff Cohen, 1981-82 Not Available  
 Lisa Parker, 1982-83 Not Available  
 John Sutherland, 1982-85 Assoc. AD-Marshall  
 Joey Anders, 1984-85 Not Available  
 Journey Beard, 1984-85 Not Available  
 Tracey Mays Stehlik, 1985-93 Assoc. AD at Arkansas  
 Don Paul, 1985-88 Not Available  
 Leslie Byrd, 1988-89 HC Watson Chapel (Pine Bluff, Ark.)  
 Loy Moore, 1988-93 HC Pine Bluff (Ark.) Girls Basketball  
 Sue Donohoe, 1993-94 Deceased  
 Amber Nicholas Shirey, 1993-2007; 2012-2014 Arkansas Director of Ops  
 Kit Kyle, 1994-96 HC Mansfield Timberview (Texas) HS  
 Vic Schaefer, 1997-2003 HC Texas  
 Rena Holden, 2003-2005 HC Birmingham Southern  
 Johnnie Harris, 2004-07 HC Auburn  
 Khadija Head, 2005-06 Owner TheRecruitingU.com  
 Mike Neighbors, 2006-07 HC Arkansas  
 Trena Tillis, 1996-2000 HC Tyler JC  
 Kelly Bond, 2000-03 Assoc. HC Texas A&M

Charity Elliott, 2003-04 HC Point Loma  
 Zenarae Antoine, 2007-10 HC Texas State  
 Greg Collins, 2007-11 HC Western Kentucky  
 Tari Cummings, 2011-17 AC Baylor  
 Nicki Collen, 2011-2014 Head Coach Baylor  
 Christy Smith, 2014-16 Head Coach Incarnate Word  
 Tommy Deffebaugh, 2015-17 HC Har-Ber HS  
 Chenel Harris-Smith, 2016-17 HC Colby  
 Todd Schaefer, 2017-2019 Arkansas Assoc. Head Coach  
 Lacey Goldwire, 2017-2019; 2021-present Arkansas Asst. Coach  
 Pauline Love, 2017-Present Arkansas Asst. Coach  
 Chantel Osahor, 2019-2021 Oklahoma Asst. Coach



# COACHES & STAFF

## DIR. OF BASKETBALL OPERATIONS

Mike Neighbors, 1999–2001  
Kelley Waters, 2001–2005  
Khadija Head, 2004–05, 06–07  
Amber Shirey, 2007–2012, 2014–present  
Jessica Bowie, 2012  
Jeff Brazil, Internal Ops, 2013–present  
Simeon Hinsey, External Ops, 2013–16

## DIR. OF STUDENT-ATHLETE DEVELOPMENT

Tim Gill, Student–Athlete Development, 2016–17  
C'eira Ricketts, 2017–present

## STUDENT/GA COACHES

Kelly Lipe, 1983–84  
Tracy Webb, 1987–88  
Robyn Irwin, 1989–90  
Gail Streigler, 1990–91  
Jeannie Treat, 1991–92  
Amber Nicholas, 1992–93  
Blair Savage, 1993–94  
Debbie Olivas, 1995–96  
Kelly Johnson, 1996–97  
Alli Clark, 2003–05  
Allison Singleton, 2005–07  
Angie Nelp, 2007–08  
David Walker, 2008–10  
Ashlea Williams, 2010–12  
Mike Jennings, 2012–13  
Zach Cooper, 2012–2014  
Jacob Tolman, 2012–14  
Betsy Adams, 2014–16  
John Clark, 2014–16  
Kendal Ruff, 2015–17  
Colton Crawford, 2017–2018  
Jalen Powell, 2017–2019  
Heather Corral, 2018–2020  
Jordan Dawkins, 2019–21  
Kelsey Plum, 2020–Present

## MANAGERS

Morgan Abernathy, 2010  
Tyler Asher, 2017–2019  
Sammie Baird, 1982–86  
Haley Bestgen, 2006–10  
Nathan Bodenstein, 2005–07  
Chana Boyland, 1985–86  
Tina Brewer, 1984–85  
Maggie Bricker, 2012–17  
Kira Briggs, 2017–present  
Sheila Burns, 1978–79  
Susanne Clark, 1991–94  
Amy Clement, 1994–98  
Jason Clemons, 1996–2000  
Amanda Coughlin, 2010–2014  
Erin Cox, 2007–10  
Colton Crowder, 2015–17  
Amber Earls, 2011–15  
Alex Fesler, 2011–12  
Tom Halbmaier, Jr., 1994–97  
Ryenne Hartley, 2009–10  
Demi Hargrove, 2015–2018  
Tanner Holt, 2017–2019  
Rita Ivie, 1983–86  
Mike Jennings, 2010  
Brittney Johnson, 2002–05  
Karen Johnson, 1987–88  
Jason Jones, 1990–93  
M.J. Keeler, 2001–02  
Brandon Kirkpatrick, 2014–2015  
Lindsey Lawrence, 2014–17  
Dianne Lewis, 1977–78  
Kelly Lipe, 1980–83  
Jarrett Lourimore, 2015–2019  
Kim Markham, 2001–02  
Cynthia Mathis, 1984–85  
Daisy Moore, 1992–93  
Morgan Myrick, 2010  
Martha Neal, 1987–91  
Delaney Osborn, 2017–2020  
Grace Parker, 2008–12  
Emily Pearson, 2008–10  
Caroline Powell, 2008–09  
Peggy Price, 1979–81  
Amira Qaddoumi, 1997–2001  
Malina Qaddoumi, 1997–2001  
Joseph Richardson, 2014–2015  
Brooke Rogers, 2011–2014  
Kendall Ruff, 2011–2015  
Gail Saulsbury, 1976–77  
Allison Singleton, 2001–2004  
Trudi Spencer, 2005–08  
Jacob Tolman, 2012–2014  
Lisa Turner, 1978–79  
Marsha Van Parys, 1981–83  
Kristy Weathers, 1979–80  
David Weaver, 1994–98  
Justine Yu, 2015–16

## HEAD ATHLETIC TRAINERS

Jerry Cohen, 1976–78  
Nancy Stevens, 1978–1989  
Sally Werner–Ferrel, 1989–94  
Ruth Harris DeBro, 1994–96  
Julie Cain, 1995–96

## ASSISTANT ATHLETIC TRAINERS

Kris Ring, 1996–99  
Sean Collins, 1999–2004  
Phill Vardimann, 2004–05  
Sarah Melby, 2005–06  
Jeremy Braziel, 2006–2012  
Natalie Trotter, 2012–2020  
Simone Rush, 2020–present

## GRAD ASSISTANTS & STUDENT ATHLETIC TRAINERS

Trevor Carter, 1990–91  
Monique Butcher, 1990–91  
Traci Gardiner, 1990–92  
Kelli Sheffield, 1991–94  
Kim Kalina, 1992–94  
Christie Clem, 1998–99  
Dana Dethrow, 1989–91  
Shane Bjornberg, 2001–02  
John Parrigon, 2002–03  
Maggie Harrington, 2003–04  
Lucy Mansfield, 2004–05  
Melinda McNew, 2005–06  
Katie Weindinger, 2006–07  
Rea Tribble, 2007–08  
Katelyn Bishop, 2008–09  
JoAnn Schaffhauser, 2008–09  
Kurt Andrews, 2009–10  
Adrienne Flemming, 2009–10

## MEDIA RELATIONS

Glynda Duncan, 1976–78  
Ann O'Brien, 1978–80  
Charlie Fiss, 1980–84  
Maria Borgstrom, 1984–85  
Steve Wright, 1985–89  
Bill Smith, 1989–09  
Jeri Thorpe, 2009–2019  
Mario Bravante, 2019–Pres.

## VIDEO COORDINATORS

Jake Nelp, 2007–08  
David Walker, 2008–10  
Zack Cooper (Asst.), 2012–14  
Jeff Brazil, 2010–Present





“

# RAZORBACK HISTORY

”






# RAZORBACK HISTORY

## EARLY ORIGINS

Women's basketball has been a part of the fabric of the University of Arkansas for almost a century. Teams of female students took to outdoor courts and peach baskets just after the turn of the century. While the women waited until 1976 for the first varsity team to officially represent the University, these early photos show how the game captured what was then deemed "the fairer sex" in action.

## THE FIRST TEAM

As the photo at right illustrates, almost since the turn of the century, women have banded together to play basketball at the University of Arkansas. In fact, yearbook references to women's basketball predate men's basketball at Arkansas. There are photographs of at least three teams of women's basketball players prior to 1910. From the 1930s until the late 1950s, some of the nation's best AAU players and teams came from the state of Arkansas. After years of "extramural" women's basketball in the late 1960s and early 1970s at the University, the first varsity Razorback basketball team took the court in Barnhill Arena in 1976-77. Under Coach Sharon Ogle, these Razorbacks established the winning tradition at Arkansas with a 10-6 season. Composed of walk-ons, the 1976-77 team was undefeated in Barnhill Arena (6-0) and set a school record for largest margin of victory that may never be broken—79 points—with a 108-29 win over Bartlesville Wesleyan. Three walk-ons received aid to become the first scholarship women at Arkansas: Camille Yancey of Marvel, Pat Keck from Rogers, and Carol Ann Riggs of Fayetteville.



## IN THE BROYLES TRADITION

The next season, the University of Arkansas awarded its first women's athletic scholarship to a freshman recruit. A local basketball star at Fayetteville High, Betsy Broyles, became the first Razorback high school recruit, one of 10 women recruited during the 1977-78 season. Wearing No. 30 for Arkansas, Betsy, daughter of former athletic director Frank Broyles, had her playing career cut short by an injury, but she did letter two seasons at Arkansas.

## ARKANSAS' FIRST SUPERSTAR

Wynne, Arkansas', Bettye Fiscus arrived at the University in 1981, and Razorback basketball was never the same. Fiscus set the University record for scoring—man or woman—at 2,073 as Arkansas' first All-American. While NBA star Todd Day finally broke Fiscus' scoring mark, she still holds almost all the women's basketball career scoring records. Her jersey—No. 5—was the first retired by the University, receiving that honor in 1986.

## FIRST NATIONAL CHAMPIONS

A senior-laden Razorback club that had advanced to the NCAA Tournament in 1986 received the snub of the committee in 1987. Behind co-captain guard Tracy Webb, the 1986-87 team wrecked its vengeance on the National Women's Invitational Tournament, sweeping through the postseason tournament to bring home the first team national title for a women's squad at Arkansas. Arkansas averaged over 100 points per game for the tournament, crushing California, 112-80, in the championship game.

## "DIALING" FOR TROPHIES

Arkansas and the Dial Soap Women's Basketball Classic series had a long, distinguished history. The Dial Classics were the longest-running series in women's hoops. Arkansas had the unofficial distinction of winning more Dial trophies than any team starting in Minnesota. In fact, the Razorbacks played in eight different Dial tournaments in eight seasons, winning trophies in six. This past record combined with increasing promotions led to Arkansas receiving the right to host one of the coveted tournaments, bringing the Dial series to Fayetteville in 1991 (photo below) until the series was disbanded in 1997.



## THE SHOTS HEARD 'ROUND THE WORLD

On Feb. 23, 1990, Arkansas ended the longest conference winning streak in NCAA history by defeating the Texas Lady Longhorns, 82-77. The win broke UT's 183-game streak against Southwest Conference foes, and cleared the way for the first non-Texas SWC women's basketball titlist. It also ended the nation's longest active home win streak at 47 games. Senior guard Juliet Jackson, who hit six free throws in the closing minute to clinch the game, summed it up best: "We messed up all their streaks." The next week junior center Delmonica DeHorney was named Sports Illustrated women's college basketball player of the week.





# RAZORBACK HISTORY


## ONLY SWC WOMEN'S TROPHIES OUTSIDE THE LONE STAR STATE

Arkansas was the first team to beat Texas and the first team to win a share, then later an outright, Southwest Conference championship besides the Lady Longhorns. In 1991, Arkansas also ended the Lone Star state's dominance of the SWC tournament by defeating Texas Tech for the title. These three trophies—the 1990 and 1991 SWC Championship and 1991 SWC Classic—are the only women's basketball trophies in captivity outside the state of Texas.

## DELMONICA DEHORNEY, ALL-AMERICAN



While Delmonica DeHorney may have several notable seconds in her resume—second Razorback player to have her jersey (50) retired, second Razorback to play professional basketball, second all-time leading scorer (1,785)—she claims one of the most significant firsts: the first Kodak All-American at the University of Arkansas. DeHorney also is in the record books as the all-time leader in field goal percentage and blocked shots for a career. Her domination in the paint carried Arkansas to the 1990 NCAA West Regional Finals and to the 1991 NCAA Sweet 16. A two-time SWC Player of the Year, Delmonica is the only women's basketball player in SWC history to earn three conference honors. She was SWC Newcomer of the Year as a freshman. DeHorney was inducted into the UA Hall of Honor in 2000.



## BARNHILL CROWDS TO REMEMBER

Beginning with the 1989–90 season, the Razorbacks declared W.A.R. (Women's Attendance Record) on a select opponent. The first two W.A.R.s were against Texas, and resulted in the two largest crowds at Barnhill for a women's basketball game. Upon entering the SEC, Arkansas had a Border W.A.R. with LSU. W.A.R. IV featured the 24th-ranked Kentucky Lady Kats. Arkansas' feared home crowd worked its Barnhill magic in the last three W.A.R.s. The last two years were particularly dramatic as the Razorback fans rallied Arkansas from halftime deficits.

## AN ALL-AMERICAN BY EVERY MEASURE

No other point guard in Arkansas history had a career that can match Newark's Amber Nicholas. In her four years, she never missed a game, playing 117 consecutive games, and she set the record for the most consecutive games started: 87. Nicholas set the school record for career assists, and her steady hand guided Arkansas to the best record of any four year period in school history. Named the MVP of the 1991 SWC Tournament, Nicholas also earned three Dial MVP awards in consecutive seasons. One of the most beloved Razorbacks, Nicholas also was a two-time selection to the highly prestigious CoSIDA Academic All-America team and received an NCAA Post-graduate Scholarship. She was inducted into the Hall of Honor in 2002.






# RAZORBACK HISTORY

## THE NATION COMES TO FAYETTEVILLE

At the end of the 1993–94 season, the University of Arkansas Women's Athletics Department hosted the first major NCAA championship event held in the state of Arkansas. The 1994 NCAA Division I Women's Basketball Midwest Regional set marks for regional attendance and hospitality. A true community project, one of the highlights was a street party and battle of the bands on the downtown square called Fayetteville Friday Night for the two teams in Saturday's championship game. Louisiana Tech advanced from Fayetteville to the Final Four with upsets of No. 1-ranked Tennessee and Lisa Leslie's USC Trojans.



## A MOMENT IN TIME

As the Razorbacks prepared to move to Bud Walton Arena in December 1993, the Women's Athletics Department held a celebration of 17 years of women's hoops in Barnhill Arena with "A Moment in Time." The banquet held in Barnhill was attended by dozens of former Razorbacks, including three of the four career leaders. A special retrospective video tracing the Razorbacks and their winning tradition in Barnhill was screened as a part of the festivities.

## THE CARDIAC KIDS

The 1994–95 season saw the Razorbacks return to the Associated Press Top 25 and the NCAA tournament, posting a 23–7 record. Arkansas did it by winning nine games in the closing minute, three games on last shots, with a team composed mostly of freshmen and sophomores.

## A STREAK UNEQUALED

The first freshman recruit to start opening day at point guard for Arkansas, Christy Smith earned attention for her free throw shooting—89.9% to lead the nation—and her tenacious defense—leading the SEC in steals with 3.0 per game. But on Dec. 6, 1995, Smith took her first step toward a mark that might stand for all time. The 5–6 West Lafayette, Ind., point guard started that night against Alabama, and did not leave the court against a SEC opponent for the rest of the season. For all 11 regular season games and two SEC tournament games, Smith played 525 consecutive minutes—a feat unequalled by man or woman in the league. The 1995 SEC Freshman of the Year, Smith also became Arkansas' first woman named to the Associated Press All-American team as an honorable mention.

## A PRESIDENTIAL VISIT

Usually, the national champion visits the President of the United States in the White House. On Dec. 9, 1996, President Bill Clinton visited the women's basketball team in their locker room during halftime of the men's game with Cincinnati. It may be the first time a sitting President has dropped in to the locker room of a collegiate women's basketball team, and as luck would have it, it was not the last time the Razorbacks posed with the President.



## DREAMS DO COME TRUE



On March 9, 1998, the Razorbacks wanted to get back into the NCAA Tournament. By March 27, 1998, they were in the NCAA Final Four, living the dream they had wished for years. Arkansas made NCAA Tournament history as the lowest seed -- #9 in the West -- to advance to the Final Four. They were the first unranked team in women's basketball history during the modern era to reach the Final Four. And, they were the lowest finishing team in conference play -- tied for sixth in the SEC -- to reach the Final Four. Arkansas did it all on the west coast, spending two whole weeks in the Bay Area. Along the way, the Razorbacks beat four conference champions -- WAC, Pacific, Ivy and ACC -- and three ranked teams -- Hawai'i, Kansas and Duke -- to face conference rival Tennessee at Kansas City.

Arkansas played all four of its pre-Final Four games on late night TV, earning the nickname of Good Morning America's team. Every member of the team contributed to the run, starting with a 24-point effort by Karyn Karlin in the opening round win over #20 Hawai'i, 76–70. Then it was freshman Wendi Willits' turn with a near-NCAA record six three-pointers to blow open Arkansas' second round contest with Harvard, 82–64. In the opening round games held at Stanford, Calif., Christy Smith had zero turnovers and 16 assists.

At the West Regionals in Oakland, junior Sytia Messer stepped to the front as Arkansas' leading scorer in both wins, earning herself the honor as the most outstanding player at the West Regional. Messer had 23 points as Arkansas used an impressive 54-point second half to dispatch Kansas, 79–63, in the Sweet 16. Fellow junior Treva Christensen announced herself with 14 points off the bench against Duke to earn all-tournament selection. Junior Tennille Adams was 6-of-9 with 14 off the bench including the go-ahead bucket in the closing minutes against Duke. The defining moment belonged to Smith, as she calmly sank four free throws in the final seconds to send Arkansas to the Final Four for the first time with a 77–72 win over ACC champion Duke.

## FIVE GAMES TO GLORY


When the 1999 season ended, Arkansas was 15–14 and 11th in the SEC. Leading scorer Karyn Karlin was out for the year with a torn ACL. Not the ending Cinderella hoped for after the Final Four. But Arkansas got a second chance with the WNIT, and by virtue of its season attendance was chosen to host the opener with SLC champion Northwestern State. Sophomore Lonniya Bragg, quiet most of the season, tore into NSU for a career-tying 22 points.

# RAZORBACK HISTORY

Arena conflicts helped Arkansas host round two, and a late-season snowstorm led to the smallest crowd at Bud Walton for women's basketball (890). Those that braved the weather saw a sophomore class record 35 points as Okie Wendi Willits busted the Sooners in an overtime thriller, 97-93. The crowds began to pour back into Bud Walton, and Arkansas survived Rice, 76-70, in the quarterfinals thanks to 18 from Bragg. The WNIT picked Arkansas to host again, and the crowd and the Razorbacks did not disappoint as 9,041 saw 5-11 Bragg rack up a career-high 23 against the 6-5 and 6-4 posts of MVC runner-up Drake in a 80-56 rout. It set the stage for a titanic showdown at Walton with Wisconsin. An all-time record 14,163 paid to see Arkansas win the title behind an inspired senior performance from Kamara Stancle with 15 points and 13 rebounds. The victory was marred by the sudden illness and death of Sytia Messer's mother on the eve of the game.


## AMERICA'S BEST THREE-POINT SHOOTER

Wendi Willits shattered all of Arkansas' three-point records during the 1998-99 season. More impressive, the 5-8 Fort Cobb, Okla., sophomore came within a single trey of breaking a previously thought unbreakable SEC record -- Cornelia Gayden's single season mark. Willits finished with 104, shooting 35.7% from the arc. Ranking top five in the nation in both percentage and production, Willits was chosen by the Basketball Hall of Fame as its Ed Steitz Award winner. Her uniform, complete with her trademark headband, was displayed for the 1999-2000 season at the Basketball Hall of Fame in Springfield, Mass. Her senior year, she became the No. 2 three-point scorer in SEC history as well as the all-time leader at Arkansas. Willits closed her career at the ESPN College Three-Point Shooting Contest, where she reached the Final Four.



## DROPPING DIMES

Point guard Amy Wright started the second century of Razorback basketball by shattering a once-thought-untouchable record of 186 assists in a season set by Donna Wilson in 1989. Wright's 198 led Arkansas back into the NCAA Tournament second round in 2001, and left her in striking distance for her senior season of the all-time leader, Amber Nicholas Shirey. For her final season, Wright not only took the career record early on, but she broke her own season mark to become the first woman to go over 200 in a season with 205 and close her career with 717.



## SECOND TO ONE, BUT SECOND TO NONE

Hot Springs, Ark., native Shameka Christon finished her four-year career at Arkansas as the first woman to threaten the all-time scoring mark of Bettye Fiscus and ended up second all-time with 1,951 points. However, in many ways Christon was second to none in her Arkansas career with many firsts. Early in her career Christon became the first Razorback women's basketball player to represent the United States at the World Championships and the first to win a gold medal on the world stage. As a senior, she was the first Razorback named Associated Press All-America with her selection to the third team, surpassing Christy Smith's four times on the AP team, but as an honorable mention. Christon also became the first voted SEC Player of the Year (both coaches and AP), making her the second Razorback to take player of the year (Delmonica DeHorney in the SWC days). She closed out her time in Fayetteville by becoming the first Razorback taken as a first-round draft pick of the WNBA, going fifth overall to the New York Liberty. Christon added another first as the first Razorback to make an all-pro team as she was on the WNBA's Rookie Team in 2004.





# RAZORBACK HISTORY

## IT WAS THE BEST OF TIMES...

### IT WAS THE WORST OF TIMES

Tom Collen returned as the head coach for the Arkansas women's basketball team in April 2007. Inheriting a team that had set the standard for best start to the first loss with a 15-1 run before setting the standard for futility with a 10-game losing streak, Collen had no expectations of another streak against a schedule including key road contests. After the first win in several years at Missouri, Arkansas came home to face Clemson -- the first ACC team in Walton Arena. Downing the Tigers, the Razorbacks faced the toughest test with NCAA participant Marquette in the finals of the Dartmouth tournament. Trailing by eight, Arkansas rallied for a two-point win. Riding a 14-game streak, the Razorbacks pummeled former SWC rival Texas Tech to close out the pre-conference schedule perfect. The 15-0 start broke the in-season winning streak of the 1990-91 SWC Championship team that set the school record for wins and percentage with a 28-4 finish. The 15 straight games also bested the 11-game run to close the 1998-99 and start the 1999-2000 season. Behind senior double-double averaging post player Lauren Ervin, Arkansas looked ready to vault its top 25 AP ranking back into the NCAA Tournament. Fate had different plans as Ervin tore her ACL in the SEC opener, ending her career as the second all-time double-double points-rebound player. The Razorbacks suffered several other injuries and stumbled to a 2-13 close.

### HISTORIC CHANGES

On Jan. 1, 2008, the University of Arkansas brought together the men's and women's athletic departments. Starting with the new fiscal year in July 1, 2008, the women's sports teams dropped the usage of "Lady" and "LadyBack" nicknames.

### MORE CHANGES

The Razorbacks returned to the NCAA Tournament reaching the second round before elimination in 2011-12. The team that bumped them? New SEC member Texas A&M. Arkansas and the 12-member SEC began preparation for the addition of the Aggies and Missouri moving the SEC to 14 teams for the 2012-13 season.

### FIRST-YEAR FUN

In April 2014, Arkansas welcomed its eighth head coach in program history with the hiring of former ESPN analyst Jimmy Dykes. In his first year, Dykes was handcuffed with just nine players on his roster and faced the daunting task of playing one of the nation's toughest (ranked sixth) schedules. What did the first-year coach and the Razorbacks do? They won 18 games, defeated three ranked opponents and reached the second round of the NCAA Tournament. Along the way, sophomore Jessica Jackson picked up All-SEC Second-Team honors and Dykes earned the respect of his peers and was named one of two finalists for the Spalding Maggie Dixon Division I Rookie Coach of the Year.

### SECOND-YEAR SUCCESS

In Jimmy Dykes' second season, the Razorbacks started the conference schedule facing four ranked teams in its first five opponents -- the only team in the Big Five Conferences to do so. Arkansas picked up three wins in home games against No. 13 Texas A&M, No. 13 Tennessee and No. 24 Missouri during that run. The Razorbacks finished with seven SEC wins, improving from six league wins in the previous season.

### A NEW CHAPTER

University of Arkansas Vice Chancellor and Director of Athletics Jeff Long has announced the hiring of Mike Neighbors as the ninth coach in Arkansas women's basketball history on April 3. Neighbors returns to his alma mater after four seasons as the head coach at the University of Washington where he led the Huskies to their first-ever Final Four. "I am excited to welcome Coach Neighbors back to his home state and back to his alma mater the University of

Arkansas," Long said. "It was vitally important to our search committee and to me that we attract someone who is entrenched in the women's game and someone who has demonstrated the ability to connect with our young women on and off the court. Mike Neighbors has spent his career teaching, coaching and mentoring young women dating back to his time as a high school coach in Arkansas. He is a member of an elite group of coaches who have taken a team to the Final Four and that is the kind of leader we need in the strongest conference in women's basketball. I know that Mike's energy and excitement about being a Razorback will inspire our student-athletes and our fans."

### THE NEW ERA

The University of Arkansas welcomed home Mike Neighbors as the ninth coach in Arkansas women's basketball history on April 2, 2017. Neighbors returns to his alma mater after four seasons as the head coach at the University of Washington where he led the Huskies to their first-ever Final Four.


Neighbors guided Washington to four seasons of unprecedented success, highlighted by the 2016 NCAA Final Four and two NCAA Sweet 16 appearances. Named the program's head coach after two years as an assistant, Neighbors led the Huskies to a 98-41 record that was fueled by three consecutive 23-plus win seasons and included four postseason appearances (3 NCAA, 1 WNIT).

In just four years after his return to his alma mater, Mike Neighbors has transformed Arkansas into a nationally recognized women's basketball program. During his time back home, Neighbors has guided his Hogs to the best four-year period of sustained success in program history. The proof of his success, and the success of his system, lies in the numbers -- Neighbors has accumulated 176 wins during his eight seasons as a head coach, the most of any NCAA Division I Head Coach that has led a program for eight or fewer seasons.





# 30 GREATEST GAMES



## #1A | ARKANSAS 77, #8 DUKE 72

March 23, 1998

A total team effort. Christy Smith fulfills the dream of every little girl—she must make the free throws to send Arkansas to the Final Four. Smith does not get to the line without Tennille Adams' offensive stick-back to put Arkansas ahead. Treva Christensen and Sytia Messer solidify their picks as All-West and West Region MVP. The game gives rise to two of the greatest moments in women's basketball history. The first came before the game. After a silent ride through the Oakland twilight, Gary Blair rose as the team bus halted. "Don't get off the bus if you don't expect to win," he said, then turned and left the bus. The second came after as Smith and Stancle fell to the floor at the end of the game. ESPN commentator Beth Mowens declared, "Do you believe in miracles?"



## #1B | ARKANSAS 82, #6 TEXAS 77

February 23, 1990

The clipping above from the Dallas Morning News says it all. Senior Juliet Jackson's clutch free throws ice the first loss by UT to a SWC member—183 consecutive games. Delmonica DeHorney led Arkansas with 26 points, eight boards and four blocks. Jackson had 19 points and seven assists, and of course, was 7-of-8 at the line—4-of-4 in the closing minute. DeHorney was national player of the week after the game, but those that were there will tell you the best part was seeing The Drum bathed in white—not victory burnt orange—lights.



## #2 | #19 ARKANSAS 90, #3 UCONN 87

January 28, 2021

Hard to believe that a game that wasn't on the schedule until late January could be the third greatest game in program history, but beating WBB's gold standard will do that. In front of a 4,400 COVID sell-out crowd at BWA, the Hogs torched the Huskies, led by Chelsea Dungee's legendary 37-point performance. That was the most points scored by an individual on the Huskies since the turn of the century. With the win, Arkansas became just the ninth team to take down UConn since 2012.



## #3A | ARKANSAS 58, #15 TEXAS A&M 51

March 9, 2019

Arkansas punched its ticket to its first-ever SEC Championship game with one of the greatest comebacks in the history of the program, using a 17-0 burst to top No. 15 Texas A&M in the SEC Tournament Semifinal. Chelsea Dungee (17 points) Jailyne Mason (15 points) and Alexis Tolefree (11 points) led the way out of what was once a 16-point hole, while nine fourth-quarter turnovers forced was enough to get the Hogs into the SEC Final.

## #3B | ARKANSAS 67, #15 TEXAS A&M 66

March 6, 2020

It happened again. The Razorbacks, who had just beaten A&M the season before in dramatic fashion in Greenville, came back from 17 down to eliminate the Aggies for the second straight season in the SEC Tournament. Senior forward Kiara Williams, a 57 percent FT shooter, knocked in two from the stripe to seal the historic win. Freshman Makayla Daniels led the Hogs with 13 points, while also guarding future pro Chennedy Carter.

## #4 | #10 ARKANSAS 82, #2 LSU 72

January 19, 2003

The largest regular season crowd in school history (11,486) and ESPN watched as Arkansas won the first top 10 vs. top 10 game in school history. Arkansas' "Big Three" of Shameka Christon (25 points, 7 boards), India Lewis (19 points) and Dana Cherry (13 points, 12 rebounds) were joined with SEC all-freshman Ruby Vaden (13 points, 7 boards) as the Razorbacks dominated the second-ranked Tigers. LSU threatened late, but the comeback only served to add to the instant classic status of the game. Along with mark the best start in SEC play to date, LSU became the highest-ranked team to lose

to Arkansas.



## #5 | ARKANSAS 72, #9 TENNESSEE 71 (OT)

February 23, 2012

Sarah Watkins hit a layup with eight seconds on the clock forcing overtime with the game tied at 62, and Lyndsay Harris hit two in overtime giving Arkansas a 72-71 win in overtime over No. 9/11 Tennessee in Knoxville, Tenn. The Razorbacks hit the final four points and held Tennessee scoreless late for the win. Harris paced Arkansas with 20 points and Watkins had 18. Senior C'eira Ricketts added 16 in the win.



## #6 | #16 ARKANSAS 83, #4 BAYLOR 78

December 6, 2020

Drawing the team no one else wanted in the 2020 SEC/Big 12 Challenge, the Hogs secured the first of two top-five wins during the 20-21 season against the Lady Bears. It was the Hogs' first win over a top-five team in 17 years, and it was their first win over a defending national champion since 1996. Amber Ramirez and Chelsea Dungee led the way, scoring 23 and 22 respectively. The Hogs got to the free throw line at will, which changed the game—they made 30 of their 39 FTA.



## #7 | #22 ARKANSAS 81, #7 GEORGIA 70

March 18, 1990

Considered for years one of the top 10 upsets in NCAA women's tournament history, Arkansas goes to Athens, Ga., to stun the Lady Bulldogs behind 30 points from Juliet Jackson. Georgia's strategy was to shut down Delmonica DeHorney and Blair Savage inside and isolate Amber Nicholas outside. They dared Jackson to beat them, and she did by raining down 12-of-19 from the perimeter.

# 30 GREATEST GAMES



## #8 | ARKANSAS 67, WISCONSIN 64

March 23, 1999

Don't try to tell the WNIT record crowd of 14,163 fans at Walton Arena that this was the game for 65th in the country. The back-and-forth battle with the Badgers was befitting any championship. Seniors Kamara Stancle and sophomore Wendi Willits score 15 each as the team wins one for Sytia Messer's mom who passed away 24 hours before the game.

## #9 | #22 ARKANSAS 77, #6 TENNESSEE 75

December 29, 1996

The Razorbacks make national headlines with their first-ever win over Tennessee. Sytia Messer holds Chamique Holdsclaw to a single field goal and only 7 points while Christy Smith and Kimberly Wilson go off for 21 points each. Wilson jumped on UT early, hitting her first three treys and giving Arkansas a 19-11 advantage. Defense was the difference as four turnovers keyed a 13-0 run by Arkansas, capped by a three-pointer by Sytia Messer for a 48-36 lead. Tennessee did not go away, rallying to within a point, 76-75, with :56 to play. The Lady Vols had one last chance to win the game, but missed an inside shot. Karen Jones pulled down the rebound of her life and was fouled by Tennessee. Jones' free throw in the final seconds gave Arkansas its final margin of victory.

## #10A | ARKANSAS 74, #7 SOUTH CAROLINA 46

January 27, 2002

## #10B | ARKANSAS 67 - #8 VANDERBILT 57

January 31, 2002

A combination entry because they are the first time that Arkansas defeated consecutive top 10 teams at Fayetteville, and because of the circumstances around the games. The Razorbacks stumbled at USC only three weeks earlier, 91-66, and thanks to some humbling early games were 1-6 to open SEC play. Not only did Arkansas turn the season around, it did it in convincing fashion. Forcing 26 turnovers, India Lewis and Dana Cherry had 17 each as UA meted out its worst beating of a ranked team during the regular season on USC. Four days later, Shameka Christon poured in 21 to lead Arkansas past Vanderbilt as the Razorbacks controlled the game start to finish.

## #11 | #1 TEXAS 71, ARKANSAS 70

February 18, 1984

The Texas win that wasn't. Arkansas scrapped with the top team in the nation, and got the opportunity of a lifetime with the ball and the clock running out at Barnhill Arena. Senior Amanda Holley's baseline jumper hangs in the air, hits the bucket, rolls around the rim and falls out as the horn sounds. The Razorbacks will have three more close calls with their arch-rivals, but a basketball generation will pass before Texas falls in 1990.

## #12 | #22 ARKANSAS 90, UCLA 80 (OT)

March 14, 1990

Perhaps the most exciting overtime game in Arkansas history, the Razorbacks come back from a 10-point deficit late in the game to tie the contest and send it into overtime. Led by All-America candidate Rehema Stephens, UCLA had five players in double figures but the Bruins ran out of gas in the extra five minutes as Amber Nicholas (22 points) and Blair Savage (21 points) lead a 15-5 overtime run. Not only a memorable game, it was the first-ever win by Arkansas in the NCAA tournament and the first-ever NCAA tournament game hosted by Arkansas.

## #13 | ARKANSAS 79, KANSAS 63

March 21, 1998

The Cinderella story comes to life as Arkansas holds All-American Lynn Pride of Kansas scoreless to rally from a 32-28 halftime deficit. Sytia Messer leads the charge with a 17-point second half effort as Arkansas dominates KU, 51-31, in the final 20 minutes. After shooting only 36 in the first half, UA blisters the Jayhawks for 63 in the second.

## #14 | #6 TEXAS 101, ARKANSAS 99

March 11, 1989

Quite simply, Southwest Conference fans say this may be the greatest championship game ever played—men or women—at the SWC Classic. The first-ever women's basketball game at Reunion Arena did not disappoint as the two teams produced near-flawless games. Each committed a season-low eight turnovers, and the 200 points scored were school records for combined score for both. Trailing 51-46 at halftime, Arkansas responded with 52.8 from the field led by a career game by Lisa Martin with 31 points. Four of Arkansas' starters were in double digits as Shelly Wallace added 20 points and 15 boards. Clarissa Davis saved the day with 36 for Texas.

## #15 | ARKANSAS 78, #10 FLORIDA 69

March 2, 2001

Arkansas rode a 10-game losing streak to the Gators into the second round of the SEC Tournament, but freshman Shameka Christon had 22 points, 11 rebounds and four stitches as the LadyBacks jumped on Florida early. Arkansas led by as many as 20 before Christon departed the game with a busted lip. She returned, but not before Florida closed to within seven. Behind 22 from Wendi Willits and 10 from Lonniya Bragg, Arkansas went on a 7-0 run late to advance to the SEC Tournament semifinals for the first time in school history.



## #16 | #18 ARKANSAS 73, #8 VANDY 71 (OT)

February 19, 1995

Kelly Johnson said she had never hit a game-winner at the buzzer in her life. She didn't get the chance to do so again in her career, but when Christy Smith laced the pass down low to Johnson, she buried the 15-foot baseline jumper as time expired to give Arkansas its first-ever win over Vandy. The photo, above, of Johnson's shot has become one of the most requested classic images in women's basketball history.

## #17 | ARKANSAS 80, MISSISSIPPI ST. 73

March 4, 2005

Midway through the first half of Arkansas' opening game at the SEC Tournament, Susie Gardner's team looked headed for a blowout trailing by 17 points with 4:01 left in the first. Trimming the deficit to 11 at half, Arkansas held MSU scoreless almost four minutes to start the second and soon pulled within striking distance. A trio of sophomores led by Sarah Pfeifer were in double-digits to give Arkansas an eight-point lead with just under four minutes to play, a 25-point swing from the same point in the first half.

## #18 | ARKANSAS 66, #23 SMSU 63

December 29, 1993

There are few things better than beating a rival, and even better when it comes unexpectedly. First-year head coach Gary Blair drew up the play for his freshman three-point sharpshooter Kimberly Wilson. With seconds left, Wilson calmly stroked the winning shot, breaking an unprecedented two-year losing streak to SMS. Wilson became the Bear stalker, posting a 4-0 career mark with SMS.

## #19 | CALIFORNIA 66, ARKANSAS 62

March 21, 1982

Arkansas' first appearance at a national tournament almost became its first win. The host Golden Bears hold off a pesky Arkansas team in the opening round of the 1982 AIAW Championships. Tied 29-29 at halftime, turnovers and fouls are the undoing of Arkansas. The Razorbacks had 31 turnovers—11 more than Cal—and leading scorer Bettye Fiscus fouls out with 17 points. Kim Bunge also has 17 points, but with four fouls.




# 30 GREATEST GAMES

## #20 | ARKANSAS 73, OLE MISS 72

January 2, 1993

The first major victory in the SEC as the former SWC Champion defeats the defending SEC Champion Lady Rebels. Shea Henderson is the star of the day as the Star City guard drives down the lane in the closing seconds to hit the game winner.



## #21 | ARKANSAS 97, OU 93 (OT)

March 14, 1999

Fort Cobb, Okla., product Wendi Willits takes over the Border War between UA and OU. The second round Women's NIT match-up is a toe-to-toe physical battle. In the midst of a record-setting season of three-point shooting, Willits scores a career-high 35 points to lead Arkansas into the quarterfinals.

## #22 | #6 VANDERBILT 81, ARKANSAS 78

March 9, 2002

Shameka Christon had the greatest game at the University of Arkansas in over a generation, but her 40 points in 37 minutes played was not enough to overcome Vanderbilt at the Gaylord Entertainment Center in Nashville for the SEC Tournament semifinals. At the start of the second half, it looked like there wouldn't be much drama as Vandy extended its 44-26 halftime lead to 22-points, 52-30, with 17 minutes left. Then Christon took over, scoring a school record 28 points for a half. Arkansas cut the lead to one, 79-78, with 22 seconds left. Missed VU throws gave Arkansas the last shot, but with nine seconds to play Christon was called for a charge that allowed Vandy to shoot free throws for the final score.



## #23 | ARKANSAS 52, #20 VANDY 51 (OT)

January 8, 2006

Another Commodore OT heartache, but this one came in one of the most dramatic fashions as sophomore Brittney Vaughn sank the longest buzzer-beating shot in Walton Arena history to send this contest into OT. One of only three known end of the period half-court shots, Vaughn's 47-footer is the only one to close regulation. Vaughn was scoreless for 39:30, but her driving reverse layup trimmed the Vandy lead to three, 46-43, to set the stage for her game-tying heave. The night proved "vaughn-derful" as her sister Rochelle scored a career-high tying 22 points, including a pair of free throws with

13 seconds left in the overtime period to ice the victory for Arkansas.

## #24 | ARKANSAS 82, #17 PSU 78

January 9, 1999

In its first appearance on CBS, Arkansas does not disappoint. Karyn Karlin dominated the Lady Lions in the paint, scoring 18 points almost at will as Arkansas built a 15-point lead with eight minutes to play. Penn State rallied, and with two minutes left led by two points. Wendi Willits to the rescue with a 21-footer to put Arkansas back up by one, then a steal on the ensuing PSU possession that led to a pair of free throws. The 5-0 Willits run put Arkansas up by three with 50 seconds to play.

## #25 | ARKANSAS 45, #24 KENTUCKY 43

January 23, 1993

Undoubtedly the quirkiest win in Arkansas history. The Wildcats were returning to the top 25 for the first time in years, but the Razorbacks made sure the stay was short. It was an improbable win as Arkansas rode a five-game losing streak and was in jeopardy of losing three straight at home for the first time in school history. Defense was the key as Arkansas not only got the win, but did it in record-setting fashion. This was only the second game in Arkansas history in which no one was in double figures, and remains the only time Arkansas has won without a double-digit scorer. Shea Henderson led the team with nine points. Barnhill Arena and one of the Women's Athletics Department's W.A.R. (women's attendance record) promotions share credit for the win. At 5,391, it ranked as the fourth largest crowd to watch the Razorbacks in Barnhill Arena.



## #26 | ARKANSAS 71, #16 GEORGIA 63

February 8, 2004

Arkansas rode a three-game home losing streak for only the second time in school history into an ESPN game with #16 Georgia, but Susie Gardner continued her coaching mojo against her alma mater as the Razorbacks controlled the close game from start to finish. With only eight players on the bench due to injuries, UA was led by Shameka Christon with 28 points, a double-double from Rochelle Vaughn with 11 points and 12 assists and a near-double of 14 points and 9 rebounds from Kristin Moore.



## #27 | ARKANSAS 59, ALABAMA 58

February 2, 2003

India Lewis was known for her three-point shooting, but in her career at Arkansas she had not hit a game-winner until this afternoon in Tuscaloosa. Arkansas struggled most of the game, no player more than Lewis who entered the final seconds 0-for-7 from the field. Down by two, Lewis took the ball to her right, feinted a drive then stepped back for a fall-away 22-footer as the horn sounded. The win proved a turning point for the conference season, ending a three-game losing streak.



## #28 | ARKANSAS 79, OKLAHOMA ST. 70


February 16, 1982

Coach Matilda Willis called it her "Champagne Game" in the pregame press, but Oklahoma State was not so willing to give up Arkansas' first-ever 20-win season easily. It looked easy with a 43-29 lead at half, but the Cowgirls cut the spread to three, 69-66, with 3:17 to play. In turn, Bettye Fiscus, Connie Fitzgerald and Erma Greer stepped up with key buckets to pull away from OSU. For the game, Fiscus had 27, followed by Kim Bunge with 14 and Amanda Holley with 12 points and 10 rebounds.

## #29 | ARKANSAS 68, KSU 53

January 2, 1982

The first win for Arkansas over a top 20 ranked team. Bettye Fiscus and Amanda Holley turn in double-double games—Fiscus an amazing 20 points with 18 rebounds and Holley 12 points with 11 rebounds. Cheryl Orcholski shares top scoring honors with 20 points of her own.





# EXHIBITION GAMES

During the 1980s, teams were allowed to practice away from campus, and Arkansas took full advantage of the rule to play numerous Red-White games across the state. Most of these were played in the former gyms of star Razorbacks, or near home towns of players like Tracy Webb (Batesville) or Betty Fiscus (Wynne).

The Razorbacks played their first exhibition game in 1984 at the start of the NCAA era against a Korean touring team sponsored by Kolon.

Arkansas stepped up the quality of its exhibition opponent with national teams during the late 1980s, and went on the road to central Arkansas with a pair of games at the former high schools of current Razorbacks. The NCAA changed rules regarding off-campus games in the early 1990s, and all exhibition games returned to Fayetteville.

Twice Arkansas faced Olympic teams. The Razorbacks defeated the Spanish Olympians in 1990, but the most memorable game was against USA Basketball's National Team in 1995. The core of the gold medal 1996 Atlanta Games team thumped the Razorbacks, but it was a once-in-a-lifetime chance to be a part of the special collegiate tour. Among the notables taking the floor were Lisa Leslie, Rebecca Lobo, Sheryl Swoops, Dawn Staley and Jennifer Azzi. It also is the only exhibition game ever played during the regular season -- Dec. 12 -- and made 1995 the only season with three exhibition games.

Until the late 1990s, most of the teams Arkansas faced were high-quality semi-pro teams from around the world, with the exception of the U.S.-based Athletes in Action. AIA made Fayetteville a regular stop on its women's collegiate tour, and the Crusaders remain the team with the most games against Arkansas (8).

The quality of competition from overseas de-

clined at the end of the 1990s, with some teams traveling junior squads filled with high school-aged players. The resulting blowouts, combined with the emergence of regional teams of American former collegians such as Everyone's Internet, saw a decline of the foreign exhibition games that hit bottom with the events of 9/11 in 2001.

However, the greatest change in the exhibition game came in 2004 as the NCAA allowed Division I members to schedule non-Division I college teams as exhibition opponents. While a regular practice during the AIAW era, Arkansas played a non-Division I college with its two exhibition games scheduled for November 2005, taking on nearby Division II members Missouri Southern of Joplin and Cameron University from Lawton, Okla. This marks the first game against a lower division US collegiate team in over two decades (School of the Ozarks on Dec. 11, 2004).

Arkansas has existing series records with the new exhibition opponents, but new games against non-Division I teams will not count against those series marks.

| DATE              | OPPONENT                         | RESULT    | ATTEND. |
|-------------------|----------------------------------|-----------|---------|
| 10/24/19          | Pittsburg State                  | UA 97-63  | 1,390   |
| 10/30/19          | Oklahoma City                    | UA 77-62  | 1,587   |
| 10/29/18          | Southwest Baptist                | UA 115-53 | 1058    |
| 11/1/18           | East Central University          | UA 101-46 | 900     |
| 11/2/17           | Northeastern State               | UA 82-74  | 1200    |
| 11/3/16           | Oklahoma Baptist                 | UA 79-32  | 1238    |
| 11/8/15           | Missouri Southern                | UA 73-52  | 1701    |
| 11/9/14           | Northeastern State               | UA 65-32  | 1021    |
| 11/3/13           | Missouri Southern                | UA 70-61  | 661     |
| 11/4/12           | Rogers State                     | UA 69-40  | 1342    |
| 11/2/11           | Newman University                | UA 63-35  | 1184    |
| 11/3/10           | Missouri Southern                | UA 80-58  | 1219    |
| 10/23/09          | Northeastern State               | UA        |         |
| 55-48             | 1315                             |           |         |
| 11/5/08           | Rogers State                     | UA 74-58  | 1249    |
| 11/4/07           | Missouri Southern                | UA 52-47  | 1118    |
| 11/4/06           | Missouri Southern                | UA 78-48  | 1038    |
| 11/6/05           | Cameron                          | UA 81-65  | 586     |
| 11/11/05          | Missouri Southern                | UA        |         |
| 85-59             | 655                              |           |         |
| 11/5/04           | Everyone's Internet              | EV1 80-77 | 633     |
| 11/11/04          | Athletes in Action               | AIA       |         |
| 62-57             | 669                              |           |         |
| 11/17/03          | Premier Players                  | PP        |         |
| 86-74             | 1103                             |           |         |
| 11/11/03          | Everyone's Internet              | UA        |         |
| 70-65             | 1114                             |           |         |
| 11/19/02          | Athletes in Action               | UA        |         |
| 86-76             | 1381                             |           |         |
| 11/14/02          | Premier Players                  | UA        |         |
| 63-59             | 1598                             |           |         |
| 11/11/01          | Athletes in Action               | UA        |         |
| 79-74             | 1513                             |           |         |
| 11/7/01           | Spartak-Moscow                   | UA 109-52 | 1435    |
| 11/14/00          | Athletes in Action               | UA        |         |
| 73-50             | 1828                             |           |         |
| 11/8/00           | Australian Institute of Sport    | UA 94-76  | 1248    |
| 11/17/99          | Athletes in Action               | AIA       |         |
| 65-54             | 2753                             |           |         |
| 11/6/99           | Norrkoping (Sweden)              | UA 109-69 | NA      |
| 11/5/98           | Athletes in Action               | UA 82-63  | 1296    |
| 11/8/98           | Myjava (Slovakia)                | UA 87-77  | 1602    |
| 11/8/97           | Australia-Victoria               | UA 84-75  | 2645    |
| 11/19/97          | Athletes in Action               | AIA       |         |
| 70-65             | 2149                             |           |         |
| 11/10/96          | Spartak-Moscow                   | UA        |         |
| 78-55             | 2035                             |           |         |
| 12/12/95          | U.S. National Team               | USA       |         |
| 101-53            | NA                               |           |         |
| 11/12/95          | Slovak National Team             | UA        |         |
| 80-46             | 2756                             |           |         |
| 11/5/94           | Athletes in Action               | UA 78-72  | 1401    |
| 11/16/94          | DKSK Miskolc (Hungary)           |           |         |
| DKSK 93-88        |                                  |           |         |
| 11/16/93          | Levski Total (Bulgaria)          | UA        |         |
| 83-81             | 1342                             |           |         |
| 11/28/92          | Cassovia Kosice (Czechoslovakia) |           |         |
| 11/16/94          | UA 82-73                         |           |         |
| 11/10/91          | Auckland (New Zealand)!          |           |         |
| UA 81-80          | 637                              |           |         |
| 11/16/91          | Athletes in Action               | AIA       |         |
| 77-62             | 1252                             |           |         |
| 11/10/90          | Spanish Olympic Team* SP         |           |         |
| 62-59             | 1260                             |           |         |
| 11/8/89           | Australian National Team*        | AUS 78-70 | NA      |
| 11/22/88          | Hungarian National Team          |           |         |
| UA 83-81          | 358                              |           |         |
| 11/18/87          | Australian National Team         |           |         |
| AUS 82-56NA       |                                  |           |         |
| 11/11/86          | Mexican National Team UA         |           |         |
| 101-68            | 431                              |           |         |
| 11/6/84           | Kolon (Korea)                    | UA 86-69  | 575     |
| !    Benton, Ark. | !    * -- Bryant, Ark.           |           |         |

## VERSUS OPPONENTS

|                        |                         |
|------------------------|-------------------------|
| All Exhibition Games   | UA leads 36-11          |
| Other NCAA Teams       | UA leads 16-0           |
| National Teams         | Nationals lead 4-3      |
| Foreign Club Teams     | UA leads 8-1            |
| Athletes in Action     | UA leads 5-3            |
| Australian Teams       | Tied at 2-2             |
| Slovak Teams           | UA leads 2-0            |
| Hungarian Teams        | Tied at 1-1             |
| European Teams         | UA leads 9-1            |
| Pacific Rim Teams      | UA leads 4-2            |
| All U.S. Teams         | UA leads 12-6           |
| Longest Winning Streak | 16 games (2005-present) |
| 100+ Points            | 6-0                     |
| 90-99 Points           | 2-0                     |
| 80+ Points             | 16-0                    |

## ARKANSAS TEAM RECORDS

|                       |   |
|-----------------------|---|
| Most Points           | -----115 vs. Southwest Baptist (10/29/18)               |
| Largest Margin        | ----- 62 vs. Southwest Baptist (10/29/18)               |
| *FG Made              | ----- 40 vs. Southwest Baptist (10/29/18)               |
| *FG Attempted         | ----- 94 vs. Cameron (11/6/05)                          |
| Best FG Pct.          | ----- .623, vs. Mexico (11/11/86)                       |
| *3-Pointers Made      | --- 13 vs. East Central University (11/1/18)            |
| *3-Pointers Attempted | 30 vs. East Central University (11/1/18)                |
| Best 3P Pct.          | .433 (9-30) vs. East Central University (11/1/18)       |
| *FTs Made             | ----- 25 vs. Missouri Southern (11/11/05)               |
| *FTs Attempted        | ----- 35 vs. Missouri Southern (11/11/05)               |
| Best FT Pct.          | ----- .833, vs. Mexico (11/11/86)                       |
| Most Rebounds         | ----- 67, vs. Spartak-Moscow (11/7/01)                  |
| *Offensive            | ----- 25 vs. Cameron (11/6/05)                          |
| *Defensive            | ----- 41 vs. East Central University (11/1/18)          |
| Most Assists          | ----- 24, vs. Norrkoping (11/6/99)                      |
| Most Steals           | ----- 20, vs. Cameron (11/6/05); Rogers State (11/4/12) |
| Most Turnovers        | ----- 31, vs. Australia (11/18/87)                      |
| *Fewest Turnovers     | ----- 9 vs. Northeastern State (11/2/17)                |
|                       | 9 vs. Northeastern State (11/9/14)                      |
| Most Blocks           | ----- 11, vs. Missouri Southern (11/8/15)               |

## OPPONENT TEAM RECORDS

|                    |   |
|--------------------|---|
| Most Points        | ----- 101, USA National (12/12/95)      |
| Most Rebounds      | ----- 51, Athletes in Action (11/16/91) |
| Most Assists       | ----- 27, USA National (12/12/95)       |
| Best FG Pct.       | ----- .564, AIA (11/16/91)              |
| Best 3P Pct.       | ----- .583, DSKS Miskolc (11/16/94)     |
| Best FT Pct.       | ----- .909, Levski Total (11/16/93)     |
| Most Steals        | ----- 19, USA National (12/12/95)       |
| Most Turnovers     | ----- 40, Cameron (11/6/05)             |
| Most Blocked Shots | ----- 7, Spartak-Moscow (11/10/96)      |

## ARKANSAS INDIVIDUAL RECORDS

|             |   |
|-------------|---|
| Most Points | ----- 32, Juliet Jackson, vs. Australia (11/18/89)    |
| *FG Made    | --- 11, Devin Cosper vs. Northeastern State (11/2/17) |
|             | 11, A'Tyanna Gaulden vs. Southwest Baptist (10/29/18) |

|  |  |
|--|--|
| *FG Att.                                     | ----- 23, Devin Cosper vs. Northeastern St. (11/2/17)    |
| Best FG (Min. 10 att.)                       | ----- .714 (10-14), Kelly Johnson, vs. AIA (11/5/94)     |
| (Min. 5 att.)                                | 1.000  |
| (6-6)  | LaNell Dawson vs. Mexico (11/11/86)                      |
| (5-5)  | Kiara Williams vs. East Central University (11/1/18)     |
| *3-P FGM ---                                 | 6, Devin Cosper vs. Northeastern State (11/2/17)         |
| *3-P FGA --                                  | 10, Devin Cosper vs. Northeastern State (11/2/17)        |
| Best 3P (Min. 10 att.)                       | ----- .600 (6-10) Wendi Willits vs. Norrkoping (11/6/99) |
| *FTs Made                                    | ----- 8, McKenzie Adams, Missouri Southern (11/3/13)     |
| *FTs Att. ---                                | 10, Devin Cosper vs. Northeastern State (11/2/17)        |
|  | 10, McKenzie Adams, Missouri Southern (11/3/13)          |
|  | 10, Brittney Vaughn, Missouri Southern (11/4/07)         |
| Best FT Pct. (Min. 5 att.)                   | ----- 1.000  |
| 5-5,   | Kiara Williams vs. East Central University (11/1/18)     |
| Most Rebounds---                             | 16, Shelly Wallace, vs. Hungary (11/22/88)               |
| *Offensive ---                               | 6, Sarah Watkins vs. Mo. Southern (11/3/10)              |
|  | 6, Rochelle Vaughn, Missouri Southern (11/11/05)         |
| *Defensive-----                              | 10, Ashley Daniels, NE State (11/23/09)                  |
| Most Assists -                               | 11, Calli Berna, vs. Missouri Southern (11/3/13)         |
| Most Steals -                                | 7, Brittney Vaughn vs. Missouri Southern (11/4/06)       |
| Most Turnovers                               | ----- 9, Blair Savage, vs. Spanish (11/10/90)            |
| Most Blocked Shots -                         | 4, Stephanie Bloomer, vs. AIA (11/16/91);                |
|  | Kelsey Brooks, vs. Northeastern State (11/9/15);         |
|  | Jessica Jackson vs. Missouri Southern (11/8/15)          |
| *Stats only recorded versus other NCAA Teams |  |

# SEC TOURNAMENT RECORDS

## SEC TOURNAMENT HISTORY

Beginning with its inception on Feb. 7, 1980, and through 1986, the tournament was held at campus sites. The tournament was then sent to Albany, Ga., which served as the site for six years from 1987–92. The tournament then moved to Chattanooga, Tenn., where it was held from 1993–2000, with the exception of 1998 when the tournament moved to Columbus, Ga.

Since 2001, the tournament has enjoyed many new sites, including Memphis, Nashville, North Little Rock, Ark., Greenville, S.C and Duluth, Ga.

## SEC TOURNAMENT FACT

The SEC was the first conference ever to televise every game of its post-season Women's Basketball Tournament.

## SEC TOURNAMENT CHANGES

The 2012–13 season marked the second time in SEC history the Women's Basketball Tournament underwent a format change. The tournament, which had been a four-day event featuring 12 teams since 1992, expanded to 14 teams, adding an extra day of competition. The addition of a day to the tournament will feature two additional contests played on Wednesday. Seeds 11 through 14 will compete in the opening games of the bracket, with the rest of the event continuing on Thursday.



PREVIOUS SEC WOMEN'S BASKETBALL TOURNAMENT SITES:

Fourteen cities have hosted: Albany, Ga. (1987–1992); Athens, Ga. (1984, 1986); Baton Rouge, La. (1981); Chattanooga, Tenn. (1993–1997, 1999–2000); Columbus, Ga. (1998); Duluth, Ga. (2007, 2010, 2013, 2014); Greenville, S.C. (2005, 2017–2020); Jacksonville, Fla. (2016); Knoxville, Tenn. (1980, 1983); Lexington, Ky. (1982); Oxford, Miss. (1985); Memphis, Tenn. (2001); Nashville, Tenn. (2002, 2004, 2008, 2011, 2012, 2018); and North Little Rock, Ark. (2003, 2006, 2009, 2015).

## SEC TOURNAMENT RESULTS

1992 (Albany, Ga.) 11 Seed  
First round I. Kentucky, 79–63

1993 (Chattanooga, Tenn.) 10 Seed  
First round I. Georgia, 84–73

1994 (Chattanooga, Tenn.) 9 Seed  
First round I. Georgia, 84–62

1995 (Chattanooga, Tenn.) 5 Seed  
First round d. South Carolina, 80–70  
Second round I. #16 Alabama, 86–72

1996 (Chattanooga, Tenn.) 10 Seed  
First round I. Ole Miss, 76–73

1997 (Chattanooga, Tenn.) 7 Seed  
First round d. Kentucky, 71–60  
Second round I. #7 Alabama, 85–63

1998 (Columbus, Ga.) 7 Seed  
First round d. Auburn, 59–43  
Second round I. #10 Florida, 63–49

1999 (Chattanooga, Tenn.) 11 Seed  
First round I. Mississippi State, 79–70

2000 (Chattanooga, Tenn.) 10 Seed  
First round I. Florida, 96–86

2001 (Memphis, Tenn.) 7 Seed  
First round d. Mississippi State, 94–76  
Second round d. #10 Florida, 78–69  
Semifinals I. #6 Georgia, 63–44

2002 (Nashville, Tenn.) 7 Seed  
First round d. Ole Miss, 78–68  
Second round d. #12 South Carolina, 79–61  
Semifinals I. #6 Vanderbilt, 81–78

2003 (Little Rock, Ark.) 7 Seed  
First round d. Alabama, 53–48  
Second round I. #6 LSU 78–72

2004 (Nashville, Tenn.) 9 Seed  
First round I. Mississippi State, 79–74

2005 (Greenville, S.C.) 11 Seed  
First round d. Mississippi State, 80–73  
Second round I. #20 Vanderbilt, 79–60

2006 (Little Rock, Ark.) 9 Seed  
First round I. Ole Miss, 94–64

2007 (Duluth, Ga.) 10 Seed  
First round I. Kentucky, 72–57

2008 (Nashville, Tenn.) 11 Seed  
First round I. Auburn, 73–51

2009 (Little Rock, Ark.) 8 Seed  
First round I. Ole Miss, 65–60

2010 (Duluth, Ga.) 12 Seed  
First round I. Vanderbilt, 65–64 OT

2011 (Nashville, Tenn.) 9 Seed  
First round I. Florida, 68–59

2012 (Nashville, Tenn.) 5 Seed  
First round d. Ole Miss, 67–47  
Second round I. LSU, 41–40

2013 (Duluth, Ga.) 8 Seed  
First round bye  
Second round I. Florida, 64–59 OT

2014 (Duluth, Ga.) 11 Seed  
First round I. Ole Miss, 62–63

2015 (Little Rock, Ark.) 9 Seed  
First round bye  
Second round d. Ole Miss, 72–61  
Quarterfinals I. #3 South Carolina, 36–58

2016 (Jacksonville, Fla.) 10 Seed  
First round bye  
Second round I. Tennessee, 68–51

2017 (Jacksonville, Fla.) 10 Seed  
First round I. Florida, 71–61

2018 (Nashville, Tenn.) 13 Seed  
First round d. Vanderbilt, 88–76  
Second round I. #15 Texas A&M, 82–52


2019 (Greenville, SC) 10 Seed  
First round bye  
Second round d. Georgia, 86–76  
Quarterfinals d. #12 South Carolina, 95–89  
Semifinals d. #17 Texas A&M, 58–51  
Finals I. #5 Mississippi State, 101–70

2020 (Greenville, SC) 5 Seed  
First round bye  
Second round d. Auburn, 90–68  
Quarterfinals d. #15 Texas A&M, 67–66  
Semifinals I. #1 South Carolina, 90–64

2021 (Greenville, SC) 6 Seed  
First round bye  
Second round I. Ole Miss, 69–60

## MISCELLANEOUS

|                   |       |
|-------------------|-------|
| Ole Miss          | 3–5   |
| Florida           | 1–5   |
| Mississippi State | 2–3   |
| South Carolina    | 3–2   |
| Vanderbilt        | 1–3   |
| Alabama           | 1–2   |
| Kentucky          | 1–2   |
| Georgia           | 1–3   |
| Auburn            | 2–1   |
| LSU               | 0–2   |
| Tennessee         | 0–1   |
| Texas A&M         | 2–1   |
| Missouri          | 0–0   |
| Total             | 17–29 |



# SEC TOURNAMENT RECORDS

## INDIVIDUAL

Points: 40, Shameka Christon (vs. Vandy, 3/2/02)  
Points by Opponent: 44, LaToya Thomas, MSU (3/1/01)  
Field Goals: 16, Shameka Christon (vs. Vandy, 3/2/02)  
Field Goal Att.: 23, Shameka Christon (vs. LSU, 3/7/03 & vs. Vandy, 3/2/02)  
Field Goal Pct.: .696, (16-23) Shameka Christon (vs. Vandy, 3/2/02)  
Three-Point Goals: 7, Alexis Tolefree (vs. Auburn, 3/5/20)  
Three-Point Att.: 15, Alexis Tolefree (vs. Auburn, 3/5/20)  
Three-Point Pct.: .750 (3-4), Lyndsay Harris (Ole Miss, 3/1/12)  
Free Throws: 13, Chelsea Dungee (vs. #12 South Carolina, 3/8/19)  
Free Throw Att.: 13 Chelsea Dungee (vs. #12 South Carolina, 3/8/19)  
Free Throw Pct (min 10 att.): 1.000 (10-10), Christy Smith (vs. AL, 3/4/95);  
13-13 Chelsea Dungee (vs. #12 South Carolina, 3/8/19)  
Rebounds: 12, Kristin Moore (vs. MSU, 3/4/04); Celia Anderson (MSU, 3/1/01); Karen Jones (UK, 2/28/97); Ashley Daniels (vs. LSU 3/2/12); Melissa Wolff (UT, 3/3/16)  
Rebounds by Opponent: 19, Jennifer Humphrey, Ky. (3/1/07)  
Assists: 12, Amy Wright (vs. Miss. State, 3/1/01)  
Blocked Shots: 4, Lauren Ervin (vs. Kentucky, 3/1/07)  
Turnovers: 7, Brittney Vaughn (vs. Kentucky, 3/1/07)  
Steals: 6, Shea Henderson (vs. Georgia, 3/4/94); C'eira Ricketts (vs. Florida, 3/3/11)  
Minutes Played: 45 Charity Ford (vs. Vandy, 3/4/10-0T)  
40, Christy Smith (vs. USC, 3/3/95 and vs. Bama, 3/4/95); Dominique Washington (vs. Kentucky, 3/1/07); Calli Berna (vs. Florida, 3/7/13); Calli Berna (vs. Ole Miss, 3/5/14); Calli Berna (vs. #3/3 South Carolina, 3-6-15); Calli Berna (vs. Ole Miss, 3-5-15); Kelsey Brooks (vs. #3/3 South Carolina, 3-6-15); Jailyn Mason (Vanderbilt, 2-28-18)

## TEAM

Points  
Game, High: 95 vs. #12 South Carolina, 3/8/19  
Game, Low: 36, vs. #3/3 South Carolina, 3/6/15  
Opponent High: 101, #5 Mississippi State, 3/10/19  
Half, High: (2nd) 53 vs. Auburn, 3/5/20  
(1st) 48 vs. Florida, 3/2/00; (1st) 48 vs. Georgia, 3/7/19  
Half, Low: 13 (1st) vs. Georgia, 3/3/01  
Field Goals  
High: 39 vs. Miss. State, 3/1/01  
Low: 11, vs. #3/3 South Carolina, 3/6/15  
Field Goal Attempts  
High: 81 vs. No. 15 Texas A&M, 3-1-18; 81 vs. Ole Miss, 3/2/06  
Low: 41, vs. #3/3 South Carolina, 3/6/15  
Field Goal Percentage  
High: .561 (32-57) vs. Georgia, 3/7/19  
Low: .193 (11-57), vs. #3/3 South Carolina, 3/6/15  
Opponent, High: .750 by Georgia, 3/5/93  
Opponent, Low: .308 by Auburn, 2/27/98  
Three-Point Goals  
High: 17 vs. Auburn, 3/5/20  
Low: 1 vs. Florida, 2/28/98  
Three-Point Attempts  
High: 42 vs. Auburn, 3/5/20  
Low: 8 vs. Kentucky, 3/1/07; LSU, 3/7/03

Three-Point Percentage  
High: .500 (9-18), vs. Ole Miss, 3/2/12  
.500 (11-22), (vs. #12 South Carolina, 3/8/19)  
Low: .070 vs. Florida, 2/27/98  
Opponent, High: .750 by Georgia, 3/5/93  
Opponent, Low: .100 (1-10), Ole Miss, 3/5/14  
Free Throws  
High: 29 vs. USC, 3/3/95  
Low: 3 vs. Florida, 3/7/13  
Free Throw Attempts  
High: 35 vs. Ole Miss, 3/5/15  
Low: 6 vs. Kentucky, 3/1/07; vs. Florida, 3/7/13  
Free Throw Percentage  
High: .889 vs. Miss. State, 3/1/01  
Low: .556 vs. Kentucky, 3/6/92; Ole Miss, 3/5/14)  
Opponent, High: 1.000 by USC, 3/3/95  
Opponent, Low: 45.5 (5-11) Georgia, 3/7/19  
Rebounds  
Rebounds, High: 49 vs. Ole Miss, 3/2/06  
Rebounds, Low: 20 vs. Auburn, 3/6/08  
Offensive, High: 18 vs. Ole Miss, 3/2/06  
Offensive, Low: 6 vs. Florida, 3/7/13  
Defensive, High: 31, Ole Miss, 3/2/06  
Defensive, Low: 12 vs. Florida, 3/2/00  
Opponent, High: 63, No. 15 Texas A&M, 3/1/18  
Opponent, Low: 26, by Miss. State, 3/4/04  
Assists  
High: 25 vs. Vanderbilt, 2/28/18; vs. Auburn, 3/5/20  
Low: 5, vs. LSU, 3/2/12  
Blocked Shots  
High: 8 vs. Kentucky, 3/1/07  
Low: 0 vs. Florida, 3/2/00; vs. LSU, 3/2/12  
Steals  
High: 13 vs. Kentucky, 3/6/92  
Low: 3 vs. Ole Miss, 3/1/96; UT, 3/3/16  
Turnovers  
High: 22 vs. Miss. State, 3/4/04  
Low: 4 vs. Vanderbilt, 3/2/02



# NCAA TOURNAMENT RECORDS

## INDIVIDUAL

### MOST BY A RAZORBACK

Points 39, Delmonica DeHorney (at Stanford, 3/24/90)  
 Field Goals ..... 14, Delmonica DeHorney (vs. Lamar, 3/21/91);  
 (vs. SFA, 3/22/90)  
 Field Goal Pct. .... 1.000, (6-6) Delmonica DeHorney  
 (at Georgia, 3/18/90)  
 Free Throws ..... 14, Chelsea Dungee (vs. Wright State, 3/22/21)  
 Free Throw Pct. (min. 10 made) ..... 1.000, (11-11) Delmonica DeHorney  
 (vs. N'Western, 3/16/91)  
 Three-Point Goals 6, Wendi Willits (vs. Harvard, 3/16/98)  
 Three-Point Pct. . (Min. 5 made) .750 (6-8), Wendi Willits  
 (vs. Harvard, 3/16/98)  
 Rebounds ..... 15, Melissa Wolff (vs. #25 Northwestern, 3/20/15)  
 Assists ..... 13, Amber Nicholas (at Stanford, 3/24/90)  
 Steals 5, Celia Anderson (vs. Baylor, 3/17/01)  
 Blocked Shots .. 8, Delmonica DeHorney (vs. Northwestern, 3/16/91)

## TEAM RECORDS

Most Points Scored ..... 105, vs. Northwestern (3/16/91)  
 Least Points Scored ..... 44, vs. #5/6 Baylor (3/22/15)  
 Most Points Allowed ..... 114, at Stanford (3/24/90)  
 Least Points Allowed ..... 54, at Washington (3/18/95)  
 Largest Margin of Victory ..... 37, vs. Northwestern (3/16/91)  
 Largest Margin of Defeat ..... 29 vs. #5/6 Baylor (3/22/15)  
 Most Field Goals ..... 43, vs. Northwestern (3/16/91)  
 Most Field Goal Att. .... 76, vs. Northwestern (3/16/91)  
 Best Field Goal Pct. .... 610, vs. S.F. Austin (3/22/90)  
 Worst Field Goal Pct. .... 246 (15-61) vs. #5/6 Baylor (3/22/15)  
 Best Opponent FG Pct. .... 597, at Lamar (3/21/90)  
 Worst Opponent FG Pct. .... 350, vs. Baylor (3/17/01)  
 Most Free Throws ..... 19, vs. Kansas (3/21/98)  
 Most Free Throw Attempts ..... 27, at Stanford (3/24/90)  
 Best Free Throw Pct. .... .846, vs. S. F. Austin (3/22/90)  
 Worst Free Throw Pct. .... .273, at Stanford (3/24/90)  
 Most Three-Point Goals ..... 10, vs. Harvard (3/16/98)  
 Most Three-Point Attempts ..... 20, vs. Harvard (3/16/98)  
 Best Three-Point Pct. .... .667, vs. S. F. Austin (3/22/90)  
 Worst Three-Goal Pct. .... 125 (2-16) vs. #5/6 Baylor (3/22/15)  
 Best Opponent 3G Pct. .... .667, at Stanford (3/24/90)  
 Worst Opponent 3G Pct. .... .091, vs. Duke (3/23/98)  
 Most Rebounds ..... 47, vs. Dayton (3/18/2012)  
 Fewest Rebounds ..... 27, vs. Kansas (3/21/98)  
 Most Opponent Rebounds ..... 48, vs. Tennessee (3/27/98)  
 Least Opponent Rebounds ..... 28, at Missouri (3/12/86);  
 vs. SFA (3/22/90)  
 Highest Rebound Margin ..... +11 vs. Northwestern (3/15/91)  
 Lowest Rebound Margin ..... -14, vs. Wright State (3/22/21)  
 Most Assists ..... 29, vs. Stephen F. Austin (3/22/90)  
 Most Turnovers ..... 28, vs. Tennessee (3/27/98)  
 Least Turnovers ..... 7, at Cincinnati (3/23/03)  
 Most Opponent Turnovers ..... 27, vs. Northwestern (3/16/91)  
 Least Opponent Turnovers ..... 9, at Stanford (3/24/90)  
 Most Steals ..... 14, vs. Baylor (3/17/01)  
 Most Blocked Shots ..... 9, vs. UCLA (3/14/90)

## RESULTS

### 2021

Fourth Seed, Riverwalk Region  
 DATE OPPONENT RESULT SITE ROUND  
 March 22 Wright State I. 66-62 Austin, TX First

### 2015

Tenth Seed, Oklahoma City Region  
 DATE OPPONENT RESULT SITE ROUND  
 March 20 #23 Northwestern w. 57-55 Waco, TX First  
 March 22 #5 Baylor I. 73-44 Waco, TX Second

### 2012

Sixth Seed, College Station Region  
 DATE OPPONENT RESULT SITE ROUND  
 March 17 Dayton w. 72-55 College Station, TX First  
 March 18 Texas A&M I. 61-59 College Station, TX Second

### 2003

Seventh Seed, West Region  
 DATE OPPONENT RESULT SITE ROUND  
 March 23 at Cincinnati w. 71-57 Cincinnati, OH First  
 March 25 #5 Texas I. 67-50 Cincinnati, OH Second

### 2002

Sixth Seed, Midwest Region  
 DATE OPPONENT RESULT SITE ROUND  
 March 15 Clemson w. 78-68 Manhattan, KS First  
 March 17 at #11 Kansas St. I. 82-66 Manhattan, KS Second

### 2001

Ninth Seed, West Region  
 DATE OPPONENT RESULT SITE ROUND  
 March 17 #24 Baylor w. 68-59 Durham, NC First  
 March 19 at #5 Duke I. 75-54 Durham, NC Second

### 1998

Ninth Seed, West Region  
 DATE OPPONENT RESULT SITE ROUND  
 March 14 #20 Hawai'i w. 76-70 Palo Alto, CA First  
 March 16 Harvard w. 82-64 Palo Alto, CA Second  
 March 21 Kansas w. 79-63 Oakland, CA Regional  
 March 23 #8 Duke w. 77-72 Oakland, CA Reg. Finals  
 March 27 #1 Tennessee I. 86-58 Final Four Semifinals

### 1995

Sixth Seed, Midwest Region  
 DATE OPPONENT RESULT SITE ROUND  
 March 16 San Francisco w. 67-58 Seattle, WA First  
 March 18 at #14 Wash. I. 54-50 Seattle, WA Second

### 1991

Third Seed, Midwest Region  
 DATE OPPONENT RESULT SITE ROUND  
 First Round Bye  
 March 16 #22 N'Western w. 105-68 Fayetteville, AR Second  
 March 21 #24 Lamar I. 91-75 Austin, TX Regional

### 1990

Seventh Seed, West Region  
 DATE OPPONENT RESULT SITE ROUND  
 March 14 UCLA (OT) w. 90-80 Fayetteville, AR First  
 March 18 at #7 Georgia w. 81-70 Athens, GA Second  
 March 22 #6 SF Austin w. 87-82 Palo Alto, CA Regional  
 March 24 at #2 Stanford I. 114-87 Palo Alto, CA Finals

### 1989

12th Seed, Midwest Region  
 DATE OPPONENT RESULT SITE ROUND  
 March 15 at #5 Purdue I. 91-63 W. Lafayette, IN First

### 1986

Eighth Seed, Midwest Region  
 DATE OPPONENT RESULT SITE ROUND  
 March 12 at Missouri I. 66-65 Columbia, MO First



# NCAA TOURNAMENT RECORDS

## INDIVIDUAL

### POINTS

|    |                    |               |           |
|----|--------------------|---------------|-----------|
| 39 | Delmonica DeHorney | Stanford      | 3/24/1990 |
| 36 | Shameka Christon   | Clemson       | 3/15/2002 |
| 33 | Delmonica DeHorney | Lamar         | 3/21/1991 |
| 32 | Delmonica DeHorney | SFA           | 3/22/1990 |
| 30 | Juliette Jackson   | Georgia       | 3/18/1990 |
| 31 | Delmonica DeHorney | Northwestern  | 3/16/1991 |
| 27 | Chelsea Dungee     | Wright State  | 3/22/2021 |
| 24 | Karyn Karlin       | Hawai'i       | 3/14/1998 |
| 23 | Sytia Messer       | Kansas        | 3/21/1998 |
| 23 | Amber Nicholas     | Northwestern  | 3/16/1991 |
| 22 | Amber Nicholas     | UCLA          | 3/14/1990 |
| 21 | Blair Savage       | UCLA          | 3/14/1990 |
| 21 | Amber Nicholas     | Georgia       | 3/18/1990 |
| 20 | Sytia Messer       | Duke          | 3/23/1998 |
| 19 | Amy Wright         | Kansas State  | 3/17/2002 |
| 19 | Christy Smith      | Harvard       | 3/16/1998 |
| 18 | Wendi Willits      | Harvard       | 3/16/1998 |
| 18 | Stephanie Bloomer  | San Francisco | 3/16/1995 |
| 18 | Juliette Jackson   | SFA           | 3/22/1990 |
| 17 | Karen Jones        | San Francisco | 3/16/1995 |
| 17 | Delmonica DeHorney | Georgia       | 3/18/1990 |
| 17 | Tracy Webb         | Missouri      | 3/12/1986 |
| 16 | Shameka Christon   | Cincinnati    | 3/23/2003 |
| 16 | Karyn Karlin       | Harvard       | 3/16/1998 |
| 16 | Karyn Karlin       | Kansas        | 3/21/1998 |
| 15 | Jessica Jackson    | Northwestern  | 3/20/2015 |
| 15 | Kelsey Brooks      | Northwestern  | 3/20/2015 |
| 15 | Quistelle Williams | Dayton        | 3/17/2012 |
| 15 | India Lewis        | Kansas State  | 3/17/2002 |
| 15 | Sytia Messer       | Harvard       | 3/16/1998 |
| 15 | Kim Wilson         | Northwestern  | 3/16/1991 |
| 15 | Blair Savage       | SFA           | 3/22/1990 |

### FIELD GOALS (min. 10)

|    |                    |              |           |
|----|--------------------|--------------|-----------|
| 15 | Delmonica DeHorney | Stanford     | 3/24/1990 |
| 14 | Delmonica DeHorney | Lamar        | 3/21/1991 |
| 14 | Delmonica DeHorney | SFA          | 3/22/1990 |
| 13 | Shameka Christon   | Clemson      | 3/15/2002 |
| 12 | Karyn Karlin       | Hawai'i      | 3/14/1998 |
| 12 | Juliet Jackson     | Georgia      | 3/18/1990 |
| 10 | Delmonica DeHorney | Northwestern | 3/16/1991 |
| 10 | Blair Savage       | UCLA         | 3/14/1990 |

### FIELD GOAL ATTEMPTS (min. 15)

|    |                    |              |           |
|----|--------------------|--------------|-----------|
| 24 | Shameka Christon   | Kansas State | 3/17/2002 |
| 22 | Delmonica DeHorney | Stanford     | 3/24/1990 |
| 19 | Shameka Christon   | Clemson      | 3/15/2002 |
| 19 | Delmonica DeHorney | Northwestern | 3/16/1991 |
| 19 | Juliet Jackson     | Georgia      | 3/18/1990 |
| 18 | Jessica Jackson    | Baylor       | 3/22/2015 |
| 18 | Dana Cherry        | Cincinnati   | 3/23/2003 |
| 17 | India Lewis        | Kansas State | 3/17/2002 |
| 17 | Karyn Karlin       | Hawai'i      | 3/14/1998 |
| 17 | Tracy Webb         | Missouri     | 3/12/1986 |
| 16 | Jessica Jackson    | Northwestern | 3/20/2015 |
| 16 | Karyn Karlin       | Kansas       | 3/21/1998 |
| 16 | Sytia Messer       | Duke         | 3/23/1998 |
| 16 | Christy Smith      | Washington   | 3/18/1995 |
| 16 | Amber Nicholas     | UCLA         | 3/14/1990 |
| 16 | Delmonica DeHorney | SFT          | 3/22/1990 |
| 16 | Amber Nicholas     | Purdue       | 3/15/1989 |
| 15 | Chelsea Dungee     | Wright State | 3/22/2021 |
| 15 | Kelsey Brooks      | Baylor       | 3/22/2015 |
| 15 | C'eira Ricketts    | Dayton       | 3/17/2012 |
| 15 | Blair Savage       | UCLA         | 3/14/1990 |

### FREE THROWS MADE (Min. 5)

|    |                    |              |           |
|----|--------------------|--------------|-----------|
| 14 | Chelsea Dungee     | Wright State | 3/22/2021 |
| 11 | Delmonica DeHorney | Northwestern | 3/16/1991 |
| 9  | Christy Smith      | Duke         | 3/23/1998 |
| 8  | Shameka Christon   | Clemson      | 3/15/2002 |
| 8  | Delmonica DeHorney | UCLA         | 3/14/1990 |
| 8  | Sytia Messer       | Kansas       | 3/21/1998 |
| 7  | Amy Wright         | Kansas State | 3/17/2002 |
| 7  | Christy Smith      | Washington   | 3/18/1995 |
| 6  | Jessica Jackson    | Baylor       | 3/22/2015 |
| 6  | Dana Cherry        | Cincinnati   | 3/23/2003 |
| 6  | Juliette Jackson   | Georgia      | 3/18/1990 |
| 6  | Treva Christensen  | Tennessee    | 3/27/1998 |
| 5  | Kelsey Brooks      | Northwestern | 3/20/2015 |
| 5  | Delmonica DeHorney | Lamar        | 3/21/1991 |
| 5  | Amber Nicholas     | Lamar        | 3/21/1991 |
| 5  | Delmonica DeHorney | Georgia      | 3/18/1990 |
| 5  | Celia Anderson     | Baylor       | 3/17/2001 |

### FREE THROWS ATTEMPTED (Min. 10)

|    |                    |              |           |
|----|--------------------|--------------|-----------|
| 18 | Chelsea Dungee     | Wright State | 3/22/2021 |
| 13 | Delmonica DeHorney | Stanford     | 3/24/1990 |
| 12 | Shameka Christon   | Clemson      | 3/15/2002 |
| 11 | Delmonica DeHorney | Northwestern | 3/16/1991 |
| 11 | Delmonica DeHorney | UCLA         | 3/14/1990 |
| 10 | Amy Wright         | Kansas State | 3/17/2002 |
| 10 | Sytia Messer       | Kansas       | 3/21/1998 |
| 10 | Christy Smith      | Duke         | 3/23/1998 |

### FREE THROW PERCENTAGE (Min 5 made FT)

|       |                      |              |           |
|-------|----------------------|--------------|-----------|
| 1.000 | D. DeHorney (11-11)  | Northwestern | 3/16/1991 |
| 1.000 | Dana Cherry (6-6)    | Cincinnati   | 3/23/2003 |
| 1.000 | T. Christensen (6-6) | Tennessee    | 3/27/1998 |
| 1.000 | Amber Nicholas (5-5) | Lamar        | 3/21/1991 |
| .900  | Christy Smith (9-10) | Duke         | 3/23/1998 |
| .875  | Christy Smith (7-8)  | Washington   | 3/18/1995 |
| .833  | Celia Anderson (5-6) | Baylor       | 3/17/2001 |
| .800  | Sytia Messer (8-10)  | Kansas       | 3/21/1998 |

### THREE POINTERS MADE (Min. 5 made)

|   |               |         |           |
|---|---------------|---------|-----------|
| 6 | Wendi Willits | Harvard | 3/15/1998 |
|---|---------------|---------|-----------|

### THREE POINTERS ATTEMPTED (Min. 7 attempts)

|    |                 |              |           |
|----|-----------------|--------------|-----------|
| 13 | India Lewis     | Kansas State | 3/17/2002 |
| 9  | Amber Ramirez   | Wright State | 3/22/2021 |
| 9  | India Lewis     | Texas        | 3/25/2003 |
| 9  | Wendi Willits   | Baylor       | 3/17/2001 |
| 9  | Wendi Willits   | Hawaii       | 3/14/1998 |
| 8  | Jessica Jackson | Baylor       | 3/22/2015 |
| 8  | Jessica Jackson | Northwestern | 3/20/2015 |
| 8  | Wendi Willits   | Harvard      | 3/15/1998 |
| 7  | Lyndsay Harris  | Dayton       | 3/17/2012 |
| 7  | India Lewis     | Duke         | 3/19/2001 |

### REBOUNDS (min. 8 rebounds)

|    |                    |               |           |
|----|--------------------|---------------|-----------|
| 15 | Melissa Wolff      | Northwestern  | 3/20/2015 |
| 14 | Lonniya Bragg      | Baylor        | 3/17/2001 |
| 12 | Ashley Daniels     | Dayton        | 3/17/2012 |
| 10 | Shelly Wallace     | Purdue        | 3/15/1989 |
| 9  | Karen Jones        | San Francisco | 3/16/1995 |
| 8  | Jhasmin Bowen      | Baylor        | 3/22/2015 |
| 8  | Jessica Jackson    | Northwestern  | 3/20/2015 |
| 8  | Quistelle Williams | Texas A&M     | 3/19/2012 |
| 8  | Ruby Vaden         | Texas         | 3/25/2003 |
| 8  | Dana Cherry        | Cincinnati    | 3/23/2003 |
| 8  | Shameka Christon   | Clemson       | 3/15/2002 |
| 8  | Shameka Christon   | Kansas State  | 3/17/2002 |
| 8  | Lonniya Bragg      | Duke          | 3/23/1998 |
| 8  | Sytia Messer       | Kansas        | 3/21/1998 |
| 8  | Karen Jones        | Washington    | 3/18/1995 |
| 8  | Kelly Johnson      | Washington    | 3/18/1995 |
| 8  | Blair Savage       | SFA           | 3/22/1990 |
| 8  | Delmonica DeHorney | Stanford      | 3/23/1990 |

### ASSISTS (Min. 5 assists)

|    |                 |              |           |
|----|-----------------|--------------|-----------|
| 13 | Amber Nicholas  | Stanford     | 3/24/1990 |
| 12 | Amber Nicholas  | SFA          | 3/22/1990 |
| 11 | Amy Wright      | Clemson      | 3/15/2002 |
| 11 | Christy Smith   | Harvard      | 3/15/1998 |
| 9  | Amy Wright      | Kansas State | 3/17/2002 |
| 8  | Calli Berna     | Baylor       | 3/22/2015 |
| 7  | Amber Nicholas  | Northwestern | 3/16/1991 |
| 7  | Amber Nicholas  | UCLA         | 3/14/1990 |
| 7  | Sally Moore     | UCLA         | 3/14/1990 |
| 7  | Amber Nicholas  | Purdue       | 3/15/1989 |
| 6  | Calli Berna     | Northwestern | 3/20/2015 |
| 6  | Amy Wright      | Duke         | 3/23/1998 |
| 6  | Amber Nicholas  | Lamar        | 3/21/1991 |
| 6  | Blair Savage    | UCLA         | 4/14/1990 |
| 6  | Blair Savage    | Georgia      | 3/18/1990 |
| 6  | Blair Savage    | SFA          | 3/22/1990 |
| 5  | C'eira Ricketts | Dayton       | 3/17/2012 |
| 5  | Lakishia Harper | Texas        | 3/25/2003 |
| 5  | Lakishia Harper | Cincinnati   | 3/23/2003 |
| 5  | Christy Smith   | Hawai'i      | 3/14/1998 |
| 5  | Sytia Messer    | Duke         | 3/23/1998 |
| 5  | Shelly Moore    | Northwestern | 3/16/1991 |
| 5  | Sha Henderson   | Northwestern | 3/16/1991 |
| 5  | Sally Moore     | Lamar        | 3/21/1991 |
| 5  | Sally Moore     | Stanford     | 3/24/1990 |
| 5  | Sheila Burkes   | Missouri     | 3/12/1986 |
| 5  | Tracy Webb      | Missouri     | 3/12/1986 |

### STEALS (Min. 4 steals)

|   |                |               |           |
|---|----------------|---------------|-----------|
| 4 | Kelsey Brooks  | Northwestern  | 3/20/2015 |
| 4 | Christi Wilson | Northwestern  | 3/16/1991 |
| 4 | Amber Nicolas  | Lamar         | 3/21/1991 |
| 4 | Christy Smith  | San Francisco | 3/16/1995 |

### BLOCKED SHOTS (Min. 3 blocks)

|   |                  |        |           |
|---|------------------|--------|-----------|
| 3 | Ruby Vaden       | Texas  | 3/25/2003 |
| 3 | Shameka Christon | Baylor | 3/17/2001 |
| 3 | Shameka Christon | Duke   | 3/19/2001 |

# NCAA TOURNAMENT RECORDS

|                       |                   |           |                       |                  |           |                          |                  |           |
|-----------------------|-------------------|-----------|-----------------------|------------------|-----------|--------------------------|------------------|-----------|
| TEAM                  |                   |           |                       |                  |           |                          |                  |           |
| POINTS SCORED         |                   |           |                       |                  |           |                          |                  |           |
| 105                   | #22 Northwestern  | 3/16/1991 | 63                    | Hawai'i          | 3/14/1998 | 15                       | Baylor           | 3/17/2001 |
| 90                    | UCLA (OT)         | 3/14/1990 | 63                    | Harvard          | 3/16/1998 | 15                       | Washington       | 3/18/1995 |
| 87                    | #7 Georgia        | 3/18/1990 | 63                    | Purdue           | 3/15/1989 | 14                       | Duke             | 3/23/1998 |
| 87                    | #6 SFA            | 3/22/1990 | 62                    | Clemson          | 3/15/2002 | 13                       | SFA              | 3/22/1990 |
| 87                    | #2 Stanford       | 3/24/1990 | 61                    | #4 Baylor        | 3/22/2015 | 13                       | Purdue           | 3/15/1989 |
| 82                    | Harvard           | 3/16/1998 | 60                    | Stanford         | 3/24/1990 | 12                       | Hawai'i          | 3/14/1998 |
| 79                    | Kansas            | 3/21/1998 | 59                    | Texas            | 3/25/2003 | 11                       | Harvard          | 3/16/1998 |
| 78                    | Clemson           | 3/15/2002 | 59                    | Tennessee        | 3/27/1998 | 10                       | Texas            | 3/25/2003 |
| 77                    | #8 Duke           | 3/23/1998 | 59                    | SFA              | 3/22/1990 | 9                        | Missouri         | 3/12/1986 |
| 76                    | #20 Hawai'i       | 3/14/1998 | 57                    | Duke             | 3/19/2001 | THREE POINTERS           |                  |           |
| 75                    | #24 Lamar         | 3/21/1991 | 57                    | Lamar            | 3/21/1991 | 10                       | Stanford         | 3/24/1990 |
| 72                    | Dayton            | 3/17/2012 | 56                    | Texas A&M        | 3/19/2012 | 8                        | Harvard          | 3/16/1998 |
| 71                    | Cincinnati        | 3/23/2003 | 56                    | Washington       | 3/18/1995 | 7                        | Wright State     | 3/22/2021 |
| 68                    | #24 Baylor        | 3/17/2001 | 55                    | Missouri         | 3/12/1986 | 7                        | Texas            | 3/25/2003 |
| 67                    | #5 Texas          | 3/25/2003 | 54                    | Georgia          | 3/18/1990 | 7                        | Baylor           | 3/17/2001 |
| 67                    | San Francisco     | 3/16/1995 | 53                    | Kansas           | 3/21/1998 | 6                        | Dayton           | 3/17/2012 |
| 65                    | Missouri          | 3/12/1986 | 52                    | San Francisco    | 3/16/1995 | 6                        | Hawai'i          | 3/14/1998 |
| 63                    | #5 Purdue         | 3/15/1989 | 51                    | Hawai'i          | 3/14/1998 | 6                        | Kansas           | 3/21/1998 |
| 62                    | Wright State      | 3/22/2021 | FREE THROWS           |                  |           | 5                        | Tennessee        | 3/27/1998 |
| 62                    | #11 Kansas State  | 3/17/2002 | 25                    | Clemson          | 3/15/2002 | 4                        | #22 Northwestern | 3/20/2015 |
| 59                    | #22 Texas A&M     | 3/19/2012 | 24                    | Georgia          | 3/18/1990 | 4                        | Kansas State     | 3/17/2002 |
| 58                    | #1 Tennessee      | 3/27/1998 | 21                    | Wright State     | 3/22/2021 | 4                        | Baylor           | 3/17/2001 |
| 57                    | #22 Northwestern  | 3/20/2015 | 19                    | Kansas           | 3/21/1998 | 4                        | Duke             | 3/23/1998 |
| 54                    | #5 Duke           | 3/19/2001 | 18                    | Baylor           | 3/17/2001 | 4                        | UCLA             | 3/14/1990 |
| 50                    | #14 Washington    | 3/18/1995 | 18                    | UCLA             | 3/14/1990 | 4                        | Georgia          | 3/18/1990 |
| FIELD GOALS           |                   |           | 18                    | Stanford         | 3/24/1990 | 4                        | SFA              | 3/22/1990 |
| 43                    | Northwestern      | 3/16/1991 | 17                    | Tennessee        | 3/27/1998 | 3                        | Texas A&M        | 3/19/2012 |
| 36                    | Stephen F. Austin | 3/22/1990 | 17                    | Northwestern     | 3/16/1991 | 3                        | Cincinnati       | 3/23/2003 |
| 34                    | UCLA              | 3/14/1990 | 16                    | Texas A&M        | 3/19/2012 | 3                        | Clemson          | 3/15/2002 |
| 34                    | Stanford          | 3/24/1990 | 14                    | Dayton           | 3/17/2012 | 2                        | #5 Baylor        | 3/22/2015 |
| 31                    | Hawai'i           | 3/14/1998 | 14                    | Cincinnati       | 3/23/2003 | 2                        | Washington       | 3/18/1995 |
| 31                    | Duke              | 3/23/1998 | 13                    | Lamar            | 3/21/1991 | 2                        | Northwestern     | 3/16/1991 |
| 31                    | Georgia           | 3/18/1990 | 12                    | #5 Baylor        | 3/22/2015 | 2                        | Lamar            | 3/21/1991 |
| 30                    | Harvard           | 3/16/1998 | 12                    | Kansas State     | 3/17/2002 | 1                        | San Francisco    | 3/16/1995 |
| 30                    | Lamar             | 3/21/1991 | 12                    | San Francisco    | 3/16/1995 | 1                        | Purdue           | 3/15/1989 |
| 29                    | Missouri          | 3/12/1986 | 11                    | #22 Northwestern | 3/20/2015 | THREE POINTERS ATTEMPTED |                  |           |
| 28                    | Purdue            | 3/15/1989 | 11                    | Duke             | 3/23/1998 | 22                       | Wright State     | 3/22/2021 |
| 27                    | Cincinnati        | 3/23/2003 | 11                    | SFA              | 3/22/1990 | 22                       | Harvard          | 3/16/1998 |
| 27                    | Kansas            | 3/21/1998 | 10                    | Washington       | 3/18/1995 | 19                       | Kansas State     | 3/17/2002 |
| 27                    | Hawai'i           | 3/14/1998 | 9                     | Duke             | 3/23/1998 | 19                       | Hawai'i          | 3/14/1998 |
| 27                    | San Francisco     | 3/16/1995 | 8                     | Hawai'i          | 3/14/1998 | 19                       | Baylor           | 3/17/2001 |
| 26                    | Dayton            | 3/17/2012 | 7                     | Missouri         | 3/12/1986 | 18                       | Baylor           | 3/17/2001 |
| 26                    | Kansas State      | 3/17/2002 | 6                     | Harvard          | 3/16/1998 | 17                       | #22 Northwestern | 3/20/2015 |
| 25                    | Clemson           | 3/15/2002 | 6                     | Purdue           | 3/15/1989 | 16                       | #5 Baylor        | 3/22/2015 |
| 23                    | Baylor            | 3/17/2001 | 5                     | Texas            | 3/25/2003 | 16                       | Texas            | 3/25/2003 |
| 21                    | #22 Northwestern  | 3/20/2015 | FREE THROWS ATTEMPTED |                  |           | 16                       | Stanford         | 3/24/1990 |
| 20                    | Texas A&M         | 3/19/2012 | 41                    | Clemson          | 3/15/2002 | 15                       | Tennessee        | 3/27/1998 |
| 19                    | Texas             | 3/25/2003 | 28                    | Wright State     | 3/22/2021 | 14                       | Texas A&M        | 3/19/2012 |
| 19                    | Duke              | 3/19/2001 | 27                    | Baylor           | 3/17/2001 | 14                       | Dayton           | 3/17/2012 |
| 19                    | Washington        | 3/18/1995 | 27                    | Stanford         | 3/24/1990 | 11                       | Clemson          | 3/23/2003 |
| 18                    | Tennessee         | 3/27/1998 | 26                    | UCLA             | 3/14/1990 | 11                       | Duke             | 3/23/1998 |
| 17                    | Wright State      | 3/22/2021 | 25                    | Kansas           | 3/21/1998 | 10                       | Cincinnati       | 3/23/2003 |
| FIELD GOALS ATTEMPTED |                   |           | 25                    | Tennessee        | 3/27/1998 | 10                       | Kansas           | 3/21/1998 |
| 76                    | Northwestern      | 3/16/1991 | 24                    | Northwestern     | 3/16/1991 | 10                       | Northwestern     | 3/16/1991 |
| 68                    | Kansas State      | 3/17/2002 | 21                    | Kansas State     | 3/17/2002 | 7                        | UCLA             | 3/14/1990 |
| 67                    | UCLA              | 3/14/1990 | 21                    | Lamar            | 3/21/1991 | 6                        | San Francisco    | 3/16/1995 |
| 66                    | #22 Northwestern  | 3/20/2015 | 19                    | #5 Baylor        | 3/22/2015 | 6                        | SFA              | 3/22/1990 |
| 66                    | Dayton            | 3/17/2012 | 19                    | #22 Northwestern | 3/20/2015 | 5                        | Lamar            | 3/21/1991 |
| 65                    | Duke              | 3/23/1998 | 19                    | Texas A&M        | 3/19/2012 | 5                        | Purdue           | 3/15/1989 |
| 64                    | Cincinnati        | 3/23/2003 | 18                    | Dayton           | 3/17/2012 | 4                        | Washington       | 3/18/1995 |
| 63                    | Baylor            | 3/17/2001 | 17                    | Cincinnati       | 3/23/2003 | 3                        | Georgia          | 3/18/1990 |
|                       |                   |           | 16                    | San Francisco    | 3/16/1995 |                          |                  |           |
|                       |                   |           | 16                    | Georgia          | 3/18/1990 |                          |                  |           |



# NCAA TOURNAMENT RECORDS

|          |                  |           |                 |                  |           |                     |              |             |
|----------|------------------|-----------|-----------------|------------------|-----------|---------------------|--------------|-------------|
| REBOUNDS |                  |           | NCAA TOURNAMENT |                  |           |                     |              |             |
| 47       | Dayton           | 3/17/2012 | 9               | Washington       | 3/18/1995 | MISCELLANEOUS NOTES |              |             |
| 42       | #22 Northwestern | 3/20/2015 | 9               | Lamar            | 3/21/1991 | Appearances         | 12           |             |
| 41       | Northwestern     | 3/16/1991 | 9               | UCLA             | 3/14/1990 | Most Recent         | 2021         |             |
| 41       | UCLA             | 3/14/1990 | 9               | Georgia          | 3/18/1990 | Record              | 14-12        |             |
| 40       | Tennessee        | 3/27/1998 | 8               | Harvard          | 3/16/1998 | West Region         | 9-4          |             |
| 39       | Cincinnati       | 3/23/2003 | 8               | Tennessee        | 3/27/1998 | Midwest Region      | 1-1          |             |
| 39       | Washington       | 3/18/1995 | 7               | Dayton           | 3/17/2012 | Midwest Region      | 3-5          |             |
| 38       | Georgia          | 3/18/1990 | 7               | Kansas           | 3/21/1998 | Raleigh Region      | 1-1          |             |
| 37       | Baylor           | 3/17/2001 | 6               | Baylor           | 3/17/2001 | Riverwalk Region    | 0-1          |             |
| 36       | Texas            | 3/25/2003 | 4               | Texas            | 3/25/2003 | By Seed             |              |             |
| 36       | Harvard          | 3/16/1998 | 4               | Stanford         | 3/24/1990 | Third Seed          | 1-1          |             |
| 36       | SFA              | 3/22/1990 | 4               | Purdue           | 3/15/1989 | Fourth Seed         | 0-1          |             |
| 35       | Clemson          | 3/15/2002 | 4               | Missouri         | 3/12/1986 | Sixth Seed          | 3-3          |             |
| 35       | Stanford         | 3/24/1990 | 4               | Wright State     | 3/22/2021 | Seventh Seed        | 4-2          |             |
| 34       | Baylor           | 3/17/2001 | 4               | Cincinnati       | 3/23/2003 | Eighth Seed         | 0-1          |             |
| 34       | Duke             | 3/23/1998 | BLOCKED SHOTS   |                  |           | Ninth Seed          | 5-2          |             |
| 34       | San Francisco    | 3/16/1995 | 9               | UCLA             | 3/14/1990 | Tenth Seed          | 1-1          |             |
| 33       | Texas A&M        | 3/19/2012 | 6               | Baylor           | 3/17/2001 | Twelfth Seed        | 0-1          |             |
| 32       | #5 Baylor        | 3/22/2015 | 5               | Cincinnati       | 3/23/2003 | OVERTIME GAMES      |              |             |
| 32       | Hawai'i          | 3/14/1998 | 5               | Baylor           | 3/17/2001 | March 14, 1990      | UCLA         | W           |
| 31       | Missouri         | 3/12/1986 | 4               | #22 Northwestern | 3/20/2015 | 90-80               | Fayetteville | First Round |
| 30       | Wright State     | 3/22/2021 | 4               | Clemson          | 3/23/2002 | BY RANKING          |              |             |
| 30       | Purdue           | 3/15/1989 | 4               | Purdue           | 3/15/1989 | Vs. #1              | 0-1          |             |
| 29       | Lamar            | 3/21/1991 | 3               | Texas            | 3/25/2003 | Vs. #2              | 0-1          |             |
| 26       | Kansas State     | 3/17/2002 | 3               | Kansas State     | 3/17/2002 | Vs. #5              | 0-4          |             |
| ASSISTS  |                  |           | 3               | San Francisco    | 3/16/1995 | Vs. #6              | 1-0          |             |
| 30       | Northwestern     | 3/16/1991 | 3               | Hawai'i          | 3/14/1998 | Vs. #7              | 1-0          |             |
| 29       | SFA              | 3/22/1990 | 2               | Washington       | 3/18/1995 | Vs. #8              | 1-0          |             |
| 26       | Stanford         | 3/24/1990 | 2               | Lamar            | 3/21/1991 | Vs. #11             | 0-1          |             |
| 25       | UCLA             | 3/14/1990 | 2               | SFA              | 3/22/1990 | Vs. #14             | 0-1          |             |
| 22       | Purdue           | 3/15/1989 | 2               | Wright State     | 3/22/2021 | Vs. #20             | 1-0          |             |
| 19       | Lamar            | 3/21/1991 | 1               | #5 Baylor        | 3/22/2015 | Vs. #22             | 2-0          |             |
| 18       | #22 Northwestern | 3/20/2015 | 1               | Texas A&M        | 3/19/2012 | Vs. #24             | 1-1          |             |
| 18       | Clemson          | 3/15/2002 | 1               | Dayton           | 3/17/2012 |                     |              |             |
| 17       | Dayton           | 3/17/2012 | 1               | Northwestern     | 3/16/1991 |                     |              |             |
| 17       | Hawai'i          | 3/14/1998 | 1               | Georgia          | 3/18/1990 |                     |              |             |
| 17       | Georgia          | 3/18/1990 | 1               | Stanford         | 3/24/1990 |                     |              |             |
| 17       | Missouri         | 3/12/1986 |                 |                  |           |                     |              |             |
| 15       | Kansas State     | 3/17/2002 |                 |                  |           |                     |              |             |
| 13       | Harvard          | 3/16/1998 |                 |                  |           |                     |              |             |
| 13       | Duke             | 3/23/1998 |                 |                  |           |                     |              |             |
| 11       | #5 Baylor        | 3/22/2015 |                 |                  |           |                     |              |             |
| 11       | Texas A&M        | 3/19/2012 |                 |                  |           |                     |              |             |
| 10       | Texas            | 3/25/2003 |                 |                  |           |                     |              |             |
| 10       | Cincinnati       | 3/23/2003 |                 |                  |           |                     |              |             |
| 9        | Baylor           | 3/17/2001 |                 |                  |           |                     |              |             |
| 9        | Tennessee        | 3/27/1998 |                 |                  |           |                     |              |             |
| 9        | San Francisco    | 3/16/1995 |                 |                  |           |                     |              |             |
| 8        | Kansas           | 3/21/1998 |                 |                  |           |                     |              |             |
| 7        | Washington       | 3/18/1995 |                 |                  |           |                     |              |             |
| 6        | Wright State     | 3/22/2021 |                 |                  |           |                     |              |             |
| STEALS   |                  |           |                 |                  |           |                     |              |             |
| 16       | Northwestern     | 3/16/1991 |                 |                  |           |                     |              |             |
| 14       | Baylor           | 3/17/2001 |                 |                  |           |                     |              |             |
| 14       | Missouri         | 3/12/1986 |                 |                  |           |                     |              |             |
| 13       | San Francisco    | 3/16/1995 |                 |                  |           |                     |              |             |
| 12       | Kansas State     | 3/17/2002 |                 |                  |           |                     |              |             |
| 11       | Texas A&M        | 3/19/2012 |                 |                  |           |                     |              |             |
| 11       | Hawai'i          | 3/14/1998 |                 |                  |           |                     |              |             |
| 10       | #5 Baylor        | 3/22/2015 |                 |                  |           |                     |              |             |
| 10       | #22 Northwestern | 3/20/2015 |                 |                  |           |                     |              |             |
| 10       | Clemson          | 3/15/2002 |                 |                  |           |                     |              |             |

# NCAA TOURNAMENT RECORDS



Official Basketball Box Score -- Game Totals -- Final Statistics

Wright St. vs Arkansas  
03/22/21 1:00 pm at Austin, TX



Wright St. 66 • 19-7,15-5 Horizo

| #   | Player          |   | Total  | 3-Ptr  | Rebounds |     |     | PF | TP | A  | TO | Blk | Stl | Min |
|---|-----------------|---|--------|--------|----------|-----|-----|----|----|----|----|-----|-----|-----|
|   |                 |   | FG-FGA | FG-FGA | FT-FTA   | Off | Def |    |    |    |    |     |     |     |
| 23  | Jada Wright     | c | 1-5    | 0-0    | 0-0      | 1   | 2   | 3  | 4  | 2  | 2  | 2   | 0   | 1   |
| 33  | Tyler Frierson  | c | 3-8    | 0-0    | 1-3      | 4   | 3   | 7  | 2  | 7  | 0  | 1   | 0   | 2   |
| 03  | Jada Roberson   | g | 3-7    | 0-0    | 2-2      | 0   | 0   | 0  | 4  | 8  | 2  | 2   | 0   | 0   |
| 05  | Emani Jefferson | g | 4-10   | 1-4    | 4-5      | 2   | 4   | 6  | 5  | 13 | 1  | 3   | 1   | 0   |
| 15  | Angel Baker     | g | 10-20  | 3-3    | 3-5      | 3   | 9   | 12 | 1  | 26 | 2  | 3   | 0   | 4   |
| 01  | Alexis Stover   |   | 1-1    | 1-1    | 0-0      | 0   | 0   | 0  | 0  | 3  | 1  | 0   | 0   | 1   |
| 02  | Destyne Jackson |   | 3-10   | 1-4    | 0-0      | 1   | 3   | 4  | 3  | 7  | 1  | 2   | 1   | 1   |
| 10  | Shamarre Hale   |   | 0-1    | 0-0    | 0-0      | 2   | 4   | 6  | 4  | 0  | 0  | 1   | 0   | 0   |
| 20  | Diamond Stokes  |   | 0-0    | 0-0    | 0-0      | 0   | 1   | 1  | 0  | 0  | 0  | 0   | 0   | 0   |
| Team  |                 |   |        |        |          | 2   | 3   | 5  |    |    | 2  |     |     |     |
| Totals  |                 |   | 25-62  | 6-12   | 10-15    | 15  | 29  | 44 | 23 | 66 | 9  | 16  | 2   | 9   |
| 1st - FG %: 8-18 44.4% 2nd: 7-15 46.7% 3rd: 4-14 28.6% 4th: 6-15 40.0% Game: 25-62 40.3% Deadball |                 |   |        |        |          |     |     |    |    |    |    |     |     |     |
| 3FG %: 1-1 100.0% 2-5 40.0% 1-2 50.0% 2-4 50.0% 6-12 50.0% Rebounds                               |                 |   |        |        |          |     |     |    |    |    |    |     |     |     |
| FT %: 3-3 100.0% 2-2 100.0% 2-3 66.7% 3-7 42.9% 10-15 66.7% 5                                     |                 |   |        |        |          |     |     |    |    |    |    |     |     |     |

Arkansas 62 • 19-9,9-6 SEC

| #   | Player           |   | Total  | 3-Ptr  | Rebounds |     |     | PF | TP | A  | TO | Blk | Stl | Min |
|---|------------------|---|--------|--------|----------|-----|-----|----|----|----|----|-----|-----|-----|
|   |                  |   | FG-FGA | FG-FGA | FT-FTA   | Off | Def |    |    |    |    |     |     |     |
| 24  | THOMAS, Taylah   | f | 0-1    | 0-0    | 1-2      | 1   | 5   | 6  | 2  | 1  | 0  | 0   | 1   | 1   |
| 12  | SLOCUM, Destiny  | g | 1-8    | 0-4    | 0-0      | 1   | 2   | 3  | 2  | 2  | 2  | 2   | 0   | 0   |
| 23  | RAMIREZ, Amber   | g | 3-14   | 2-9    | 1-2      | 0   | 3   | 3  | 2  | 9  | 2  | 4   | 0   | 0   |
| 33  | DUNGEE, Chelsea  | g | 5-15   | 3-6    | 14-18    | 1   | 2   | 3  | 3  | 27 | 2  | 2   | 0   | 1   |
| 43  | DANIELS, Makayla | g | 3-5    | 2-3    | 3-4      | 0   | 1   | 1  | 5  | 11 | 0  | 2   | 0   | 0   |
| 01  | DAVIS, Marquesha |   | 2-3    | 0-0    | 2-2      | 0   | 3   | 3  | 1  | 6  | 0  | 2   | 0   | 1   |
| 04  | BARNUM, Erynn    |   | 3-4    | 0-0    | 0-0      | 2   | 3   | 5  | 1  | 6  | 0  | 3   | 1   | 1   |
| 14  | MASON, Jailyn    |   | 0-0    | 0-0    | 0-0      | 0   | 0   | 0  | 0  | 0  | 0  | 0   | 0   | 0   |
| Team  |                  |   |        |        |          | 3   | 3   | 6  |    |    |    |     |     |     |
| Totals  |                  |   | 17-50  | 7-22   | 21-28    | 8   | 22  | 30 | 16 | 62 | 6  | 15  | 2   | 4   |
| 1st - FG %: 6-12 50.0% 2nd: 5-12 41.7% 3rd: 2-12 16.7% 4th: 6-14 42.9% Game: 17-50 34.0% Deadball |                  |   |        |        |          |     |     |    |    |    |    |     |     |     |
| 3FG %: 2-8 25.0% 0-4 0.0% 2-5 40.0% 3-5 60.0% 7-22 31.8% Rebounds                                 |                  |   |        |        |          |     |     |    |    |    |    |     |     |     |
| FT %: 2-2 100.0% 4-6 66.7% 9-12 75.0% 6-8 75.0% 21-28 75.0% 3                                     |                  |   |        |        |          |     |     |    |    |    |    |     |     |     |

Officials: Frank Strotore,Fatou Cissoko-Stephens,Gina Cross

Technical fouls: Wright St.-Emani Jefferson; Jada Wright. Arkansas-None.

Attendance:

First Round

2020-21 Women's Basketball, Round: 1. Arkansas vs Wright St.. Played at Frank

| Score by periods | 1st | 2nd | 3rd | 4th | Total |
|------------------|-----|-----|-----|-----|-------|
| Wright St.       | 20  | 18  | 11  | 17  | 66    |
| Arkansas         | 12  | 14  | 15  | 21  | 62    |

## 2021 NCAA First Round

March 22, 2021 | Frank Erwin Center

Austin, Texas | First Round

### #15 Arkansas 62, Wright State

A slow start for Arkansas created an early hole for the Razorbacks that proved too deep to climb out of in the team's 66-62 loss to Wright State in the opening round of the NCAA Tournament on Monday afternoon.

The Razorbacks struggled in the first half shooting the basketball going 9-of-24 (37.5 %) from the field and just 2-of-12 from 3-point range.

The opening quarter saw the Hogs go 4-for-12 from the field and produce just 12 points, which led to a season-low 26 points in the first half.

Arkansas battled back in the second half, scoring 21 points in the fourth quarter and briefly taking the lead late. A costly turnover up one with under a minute to play led to Wright State scoring the final five points of the game to knock off the Razorbacks.

Chelsea Dungee led all scorers with 27 points, including 18 in the second half. Overall, Arkansas shot 34 % from the field for the game and was outrebounded 44-30.

The Razorbacks end the season 19-9 with the program's first trip to the NCAA Tournament since 2015.



# NCAA TOURNAMENT RECORDS



Official Basketball Box Score – Game Totals – Final Statistics  
**ARKANSAS vs #22/25 Northwestern**  
 03/19/15 11:00 a.m. at Ferrell Center (Waco, Texas)



## ARKANSAS 57 • 18-13

| #                    | Player           | Total  |                 |        | 3-Ptr |             |     | Rebounds |          |     | PF       | TP | A | TO | Blk | Stl | Min |
|----------------------|------------------|--------|-----------------|--------|-------|-------------|-----|----------|----------|-----|----------|----|---|----|-----|-----|-----|
|                      |                  | FG-FGA | FG-FGA          | FT-FTA | Off   | Def         | Tot | Off      | Def      | Tot |          |    |   |    |     |     |     |
| 00                   | JACKSON, Jessica | f      | 4-16            | 3-8    | 3-4   | 1           | 7   | 8        | 1        | 14  | 4        | 2  | 2 | 3  | 38  |     |     |
| 33                   | WOLFF, Melissa   | f      | 6-12            | 0-0    | 1-4   | 9           | 6   | 15       | 1        | 13  | 1        | 0  | 1 | 1  | 40  |     |     |
| 42                   | BOWEN, Jhasmin   | f      | 5-13            | 0-0    | 2-3   | 3           | 0   | 3        | 2        | 12  | 1        | 2  | 0 | 0  | 32  |     |     |
| 11                   | BERNA, Calli     | g      | 1-8             | 1-5    | 0-0   | 3           | 2   | 5        | 3        | 3   | 6        | 3  | 0 | 2  | 40  |     |     |
| 15                   | BROOKS, Kelsey   | g      | 5-13            | 0-3    | 5-8   | 1           | 5   | 6        | 2        | 15  | 4        | 2  | 0 | 4  | 35  |     |     |
| 14                   | BOSTAD, McKinley |        | 0-2             | 0-1    | 0-0   | 0           | 0   | 0        | 0        | 0   | 1        | 1  | 1 | 0  | 5   |     |     |
| 21                   | POWELL, Katie    |        | 0-1             | 0-0    | 0-0   | 0           | 1   | 1        | 1        | 0   | 0        | 0  | 0 | 0  | 2   |     |     |
| 25                   | BAILEY, Joey     |        | 0-1             | 0-0    | 0-0   | 1           | 0   | 1        | 1        | 0   | 1        | 0  | 0 | 0  | 8   |     |     |
| Team                 |                  |        |                 |        |       |             | 2   | 1        | 3        |     |          |    |   |    |     |     |     |
| Totals               |                  |        | 21-66           | 4-17   | 11-19 | 20          | 22  | 42       | 11       | 57  | 18       | 10 | 4 | 10 | 200 |     |     |
| FG % 1st Half: 8-34  |                  | 23.5%  | 2nd half: 13-32 |        | 40.6% | Game: 21-66 |     | 31.8%    | Deadball |     | Rebounds |    | 2 |    |     |     |     |
| 3FG % 1st Half: 2-10 |                  | 20.0%  | 2nd half: 2-7   |        | 28.6% | Game: 4-17  |     | 23.5%    |          |     |          |    |   |    |     |     |     |
| FT % 1st Half: 5-6   |                  | 83.3%  | 2nd half: 6-13  |        | 46.2% | Game: 11-19 |     | 57.9%    |          |     |          |    |   |    |     |     |     |

## #22/25 Northwestern 55 • 23-9

| #                    | Player            | Total  |                 |        | 3-Ptr  |             |     | Rebounds |          |     | PF       | TP | A | TO | Blk | Stl | Min |
|----------------------|-------------------|--------|-----------------|--------|--------|-------------|-----|----------|----------|-----|----------|----|---|----|-----|-----|-----|
|                      |                   | FG-FGA | FG-FGA          | FT-FTA | Off    | Def         | Tot | Off      | Def      | Tot |          |    |   |    |     |     |     |
| 03                   | Deary, Ashley     | f      | 6-12            | 1-3    | 0-0    | 0           | 4   | 4        | 0        | 13  | 4        | 4  | 0 | 4  | 36  |     |     |
| 05                   | Cohen, Alex       | f      | 5-13            | 1-4    | 2-3    | 1           | 6   | 7        | 4        | 13  | 2        | 2  | 3 | 0  | 36  |     |     |
| 10                   | Coffey, Nia       | f      | 4-8             | 1-2    | 2-2    | 1           | 6   | 7        | 3        | 11  | 2        | 5  | 0 | 1  | 38  |     |     |
| 25                   | Lyon, Maggie      | g      | 4-6             | 1-1    | 3-3    | 0           | 3   | 3        | 5        | 12  | 5        | 5  | 0 | 0  | 38  |     |     |
| 42                   | Roser, Karly      | g      | 1-5             | 0-0    | 0-0    | 1           | 3   | 4        | 3        | 2   | 2        | 1  | 0 | 1  | 35  |     |     |
| 24                   | Inman, Christen   |        | 2-4             | 0-1    | 0-0    | 1           | 2   | 3        | 2        | 4   | 3        | 2  | 0 | 0  | 13  |     |     |
| 32                   | Johnson, Christen |        | 0-1             | 0-0    | 0-0    | 0           | 0   | 0        | 0        | 0   | 0        | 0  | 1 | 0  | 4   |     |     |
| Team                 |                   |        |                 |        |        |             | 2   | 7        | 9        |     |          |    |   |    |     |     |     |
| Totals               |                   |        | 22-49           | 4-11   | 7-8    | 6           | 31  | 37       | 17       | 55  | 18       | 19 | 4 | 6  | 200 |     |     |
| FG % 1st Half: 10-26 |                   | 38.5%  | 2nd half: 12-23 |        | 52.2%  | Game: 22-49 |     | 44.9%    | Deadball |     | Rebounds |    | 0 |    |     |     |     |
| 3FG % 1st Half: 1-5  |                   | 20.0%  | 2nd half: 3-6   |        | 50.0%  | Game: 4-11  |     | 36.4%    |          |     |          |    |   |    |     |     |     |
| FT % 1st Half: 2-3   |                   | 66.7%  | 2nd half: 5-5   |        | 100.0% | Game: 7-8   |     | 87.5%    |          |     |          |    |   |    |     |     |     |

Officials: Tina Napier, Karen Lasuik, Fatou Cissoko-Stephens  
 Technical fouls: ARKANSAS-None. #22/25 Northwestern-None.  
 Attendance: 4775  
 NW Foul Out - Lyon at 0:02

| Score by periods    | 1st | 2nd | Total |
|---------------------|-----|-----|-------|
| ARKANSAS            | 23  | 34  | 57    |
| #22/25 Northwestern | 23  | 32  | 55    |

Last FG - AR 2nd-01:14, NU 2nd-03:59.  
 Largest lead - AR by 7 1st-14:51, NU by 13 2nd-11:39.  
 AR led for 09:54, NU led for 23:17. Game was tied for 06:49.

Score tied - 7 times.  
 Lead changed - 6 times.



Official Basketball Box Score – Game Totals – Final Statistics  
**ARKANSAS vs #5/6 Baylor**  
 03/22/15 1:30 p.m. CT at Ferrell Center (Waco, Texas)



## ARKANSAS 44 • 18-14 #10 Seed

| #                   | Player           | Total  |                 |        | 3-Ptr |             |     | Rebounds |          |     | PF       | TP | A   | TO | Blk | Stl | Min |
|---------------------|------------------|--------|-----------------|--------|-------|-------------|-----|----------|----------|-----|----------|----|-----|----|-----|-----|-----|
|                     |                  | FG-FGA | FG-FGA          | FT-FTA | Off   | Def         | Tot | Off      | Def      | Tot |          |    |     |    |     |     |     |
| 00                  | JACKSON, Jessica | f      | 4-18            | 1-8    | 6-8   | 3           | 2   | 5        | 4        | 15  | 1        | 2  | 0   | 1  | 34  |     |     |
| 33                  | WOLFF, Melissa   | f      | 6-10            | 0-0    | 1-3   | 4           | 0   | 4        | 4        | 13  | 0        | 0  | 1   | 1  | 30  |     |     |
| 42                  | BOWEN, Jhasmin   | f      | 2-11            | 0-0    | 3-6   | 4           | 4   | 8        | 2        | 7   | 1        | 3  | 0   | 3  | 35  |     |     |
| 11                  | BERNA, Calli     | g      | 1-3             | 1-2    | 2-2   | 1           | 5   | 6        | 1        | 5   | 8        | 3  | 0   | 0  | 38  |     |     |
| 15                  | BROOKS, Kelsey   | g      | 2-15            | 0-4    | 0-0   | 0           | 0   | 0        | 2        | 4   | 1        | 0  | 0   | 3  | 30  |     |     |
| 14                  | BOSTAD, McKinley |        | 0-3             | 0-2    | 0-0   | 0           | 0   | 0        | 2        | 0   | 0        | 0  | 0   | 1  | 16  |     |     |
| 25                  | BAILEY, Joey     |        | 0-1             | 0-0    | 0-0   | 1           | 0   | 1        | 2        | 0   | 0        | 1  | 0   | 1  | 12  |     |     |
| 32                  | WEST, Khadijah   |        | 0-0             | 0-0    | 0-0   | 0           | 1   | 1        | 2        | 0   | 0        | 0  | 0   | 0  | 5   |     |     |
| Team                |                  |        |                 |        |       |             | 4   | 3        | 7        | 1   |          |    |     |    |     |     |     |
| Totals              |                  |        | 15-61           | 2-16   | 12-19 | 17          | 15  | 32       | 20       | 44  | 11       | 9  | 1   | 10 | 200 |     |     |
| FG % 1st Half: 9-35 |                  | 25.7%  | 2nd half: 6-26  |        | 23.1% | Game: 15-61 |     | 24.6%    | Deadball |     | Rebounds |    | 4,1 |    |     |     |     |
| 3FG % 1st Half: 1-9 |                  | 11.1%  | 2nd half: 1-7   |        | 14.3% | Game: 2-16  |     | 12.5%    |          |     |          |    |     |    |     |     |     |
| FT % 1st Half: 2-4  |                  | 50.0%  | 2nd half: 10-15 |        | 66.7% | Game: 12-19 |     | 63.2%    |          |     |          |    |     |    |     |     |     |

## #5/6 Baylor 73 • 32-3 #2 Seed

| #                    | Player            | Total  |                 |        | 3-Ptr |             |     | Rebounds |          |     | PF       | TP | A  | TO | Blk | Stl | Min |
|----------------------|-------------------|--------|-----------------|--------|-------|-------------|-----|----------|----------|-----|----------|----|----|----|-----|-----|-----|
|                      |                   | FG-FGA | FG-FGA          | FT-FTA | Off   | Def         | Tot | Off      | Def      | Tot |          |    |    |    |     |     |     |
| 13                   | Davis, Nina       | f      | 8-13            | 0-0    | 5-9   | 3           | 5   | 8        | 3        | 21  | 2        | 2  | 2  | 1  | 30  |     |     |
| 22                   | Agbuke, Sune      | c      | 1-2             | 0-0    | 3-5   | 2           | 10  | 12       | 1        | 5   | 2        | 2  | 8  | 2  | 25  |     |     |
| 02                   | Johnson, Niya     | g      | 2-3             | 0-0    | 6-6   | 1           | 3   | 4        | 2        | 10  | 12       | 2  | 0  | 2  | 32  |     |     |
| 12                   | Prince, Alexis    | g      | 4-8             | 1-3    | 2-2   | 1           | 1   | 2        | 1        | 11  | 2        | 0  | 1  | 0  | 22  |     |     |
| 20                   | Wright, Imani     | g      | 0-4             | 0-1    | 0-0   | 1           | 3   | 4        | 1        | 0   | 1        | 2  | 0  | 0  | 14  |     |     |
| 01                   | Cohen, Dekeiya    |        | 1-2             | 0-0    | 2-2   | 1           | 0   | 1        | 3        | 4   | 0        | 1  | 1  | 0  | 9   |     |     |
| 03                   | Fuqua, Chardonae  |        | 0-0             | 0-0    | 0-0   | 0           | 1   | 1        | 0        | 0   | 1        | 0  | 0  | 1  | 6   |     |     |
| 04                   | Wallace, Kristy   |        | 5-11            | 3-6    | 0-0   | 1           | 2   | 3        | 3        | 13  | 0        | 1  | 0  | 1  | 36  |     |     |
| 24                   | Small, Ieshia     |        | 2-2             | 0-0    | 1-2   | 1           | 1   | 2        | 2        | 5   | 1        | 3  | 0  | 0  | 10  |     |     |
| 44                   | Higgins, Kristina |        | 0-0             | 0-0    | 0-0   | 1           | 2   | 3        | 1        | 0   | 1        | 1  | 0  | 0  | 9   |     |     |
| 55                   | Cave, Khadijah    |        | 1-4             | 0-0    | 2-2   | 1           | 1   | 2        | 1        | 4   | 0        | 2  | 0  | 1  | 7   |     |     |
| Team                 |                   |        |                 |        |       |             | 0   | 3        | 3        |     |          |    |    |    |     |     |     |
| Totals               |                   |        | 24-49           | 4-10   | 21-28 | 13          | 32  | 45       | 18       | 73  | 22       | 16 | 11 | 8  | 200 |     |     |
| FG % 1st Half: 14-26 |                   | 53.8%  | 2nd half: 10-23 |        | 43.5% | Game: 24-49 |     | 49.0%    | Deadball |     | Rebounds |    | 3  |    |     |     |     |
| 3FG % 1st Half: 2-4  |                   | 50.0%  | 2nd half: 2-6   |        | 33.3% | Game: 4-10  |     | 40.0%    |          |     |          |    |    |    |     |     |     |
| FT % 1st Half: 11-14 |                   | 78.6%  | 2nd half: 10-14 |        | 71.4% | Game: 21-28 |     | 75.0%    |          |     |          |    |    |    |     |     |     |

Officials: Brian Hall, Roy Gulbeyan, Michol Murray, Chaney Muench-Alt  
 Technical fouls: ARKANSAS-TEAM. #5/6 Baylor-None.  
 Attendance: 4593  
 Oklahoma City Regional - NCAA Tournament

| Score by periods | 1st | 2nd | Total |
|------------------|-----|-----|-------|
| ARKANSAS         | 21  | 23  | 44    |
| #5/6 Baylor      | 41  | 32  | 73    |

Last FG - AR 2nd-04:11, BU 2nd-03:28.  
 Largest lead - AR by 3 1st-12:28, BU by 34 2nd-11:13.  
 AR led for 05:58, BU led for 33:16. Game was tied for 00:46.

Score tied - 3 times.  
 Lead changed - 10 times.

2015 NCAA SECOND ROUND  
 March 20, 2015 | Ferrell Center  
 Waco, Texas | First Round

## Arkansas 57, #22 Northwestern 55

Junior Melissa Wolff scored 13 points and grabbed 15 rebounds leading the University of Arkansas to a 57-55 win over Northwestern in the first round of the NCAA Tournament in Waco, Texas. Arkansas closed the game on a 22-7 run and held the Wildcats without a basket for almost four minutes at the end of the contest. Sophomore Kelsey Brooks paced Arkansas with 15 points and six boards while Jessica Jackson added 14 points and eight rebounds. Jhasmin Bowen also scored in double figures with 12 points. Wolff's double-double was the eighth of her career and Arkansas is 7-1 when she records a double-double. Northwestern jumped out to a 13 point lead late in the second half and Arkansas seemed to be struggling from the floor. The Razorbacks used their defense to make the comeback slowing down the Wildcats scoring while chipping away at the lead. NU was up four, 51-55, at the 3:59 mark and Arkansas shutdown their offense from that point on. Brooks got a steal and a layup cutting the lead to two and Wolff followed with a steal and Bowen converted on the jumper to tie the game at 55 with 1:14 to play. It was the seventh tie of the contest. NU missed its next opportunity and Jackson grabbed the rebound. She was fouled with: 29 seconds to play and hit one of the two bonus shots giving the Razorbacks the lead. Wolff came down with the biggest rebound of the game and was pinned along the sideline but wisely called the timeout to save the possession. Arkansas shot 31.8 percent from the floor and went 11-for-19 from the line. The Wildcats shot 44.9 percent and committed 19 turnovers in the loss.

March 22, 2015 | Ferrell Center  
 Waco, Texas | Second Round

## #5 Baylor 73, Arkansas 44

Seniors Calli Berna and Jhasmin Bowen ended their Razorback careers after leading the University of Arkansas women's basketball team to an 18-win season and the second round of the NCAA Tournament. Arkansas fell to No.5/6 Baylor (34-3) on the Bears' home court, 73-44, to close the season. Jessica Jackson led the Arkansas scorers with 15 points while junior Melissa Wolff had 13 in the loss. Bowen finished her night with seven points and eight rebounds while Berna had five points, six rebounds and eight assists in their final game. It was as physical and fast-paced as an SEC game the Razorbacks have played all year and Arkansas battled tough in the opening 10 minutes. Baylor's defense came to life and shut down the Razorbacks holding Arkansas without a field goal from the 12:38 mark through 3:39. The Bears went on a 9-0 run and opened up a 31-16 lead at the under four timeout. The lead continued to grow as the Razorback offense struggled to find the basket. Arkansas finished the first 20 minutes shooting 25.7 percent on 9-for-25 from the floor. Wolff paced the Razorbacks in the opening half with eight points. Baylor opened the second half on an 8-0 run as the Razorback offense never got on track. Arkansas finished the game shooting just 24.6 percent on 15-for-61 from the floor. The Razorbacks were 2-for-16 from distance, 12-for-19 from the free throw line and grabbed 32 rebounds Sunday.



# NCAA TOURNAMENT RECORDS



Official Basketball Box Score – Game Totals – Final Statistics  
Dayton vs Arkansas  
03-17-12 3:05 PM at College Station, Texas (Reed Arena)



Official Basketball Box Score – Game Totals – Final Statistics  
Arkansas vs Texas A&M  
03-19-12 8:35 PM at College Station, Texas (Reed Arena)



## Dayton 55 • 23-7

| #      | Player             | Total  |        |        | 3-Ptr  |        |        | Rebounds |     |     | PF | TP | A  | TO  | Blk | Stl | Min |
|--------|--------------------|--------|--------|--------|--------|--------|--------|----------|-----|-----|----|----|----|-----|-----|-----|-----|
|        |                    | FG-FGA | FG-FGA | FT-FTA | FG-FGA | FG-FGA | FT-FTA | Off      | Def | Tot |    |    |    |     |     |     |     |
| 11     | QUEEN, Elle        | 4-9    | 1-3    | 1-3    | 2-3    | 5      | 0      | 10       | 3   | 1   | 1  | 1  | 29 |     |     |     |     |
| 20     | LALOR, Patrice     | 2-6    | 0-4    | 0-0    | 0      | 3      | 3      | 5        | 4   | 3   | 2  | 1  | 0  | 31  |     |     |     |
| 22     | NANCE, Casey       | 2-5    | 0-0    | 1-2    | 0      | 2      | 2      | 4        | 5   | 0   | 2  | 2  | 0  | 21  |     |     |     |
| 24     | HOOVER, Andrea     | 5-9    | 3-5    | 3-5    | 2      | 3      | 5      | 4        | 16  | 2   | 2  | 0  | 0  | 31  |     |     |     |
| 34     | RATERMAN, Justine  | 6-14   | 2-7    | 0-0    | 1      | 7      | 8      | 1        | 14  | 1   | 2  | 0  | 0  | 29  |     |     |     |
| 04     | APPLEWHITE, Olivia | 0-0    | 0-0    | 0-0    | 0      | 1      | 1      | 2        | 0   | 0   | 0  | 0  | 0  | 8   |     |     |     |
| 14     | MACKAY, Samantha   | 1-7    | 1-5    | 0-0    | 0      | 1      | 1      | 0        | 3   | 4   | 1  | 0  | 0  | 15  |     |     |     |
| 15     | WILLIS, Staci      | 0-0    | 0-0    | 0-0    | 0      | 0      | 0      | 0        | 0   | 0   | 0  | 0  | 0  | 1   |     |     |     |
| 21     | MALOTT, Ally       | 0-4    | 0-1    | 0-0    | 1      | 0      | 1      | 0        | 0   | 1   | 1  | 0  | 1  | 12  |     |     |     |
| 23     | MOSES, Kayla       | 0-0    | 0-0    | 0-0    | 0      | 0      | 0      | 0        | 0   | 0   | 0  | 0  | 0  | 1   |     |     |     |
| 33     | SANT, Cassie       | 1-5    | 1-3    | 0-0    | 1      | 1      | 2      | 2        | 3   | 2   | 1  | 1  | 0  | 22  |     |     |     |
| Team   |                    |        |        |        | 2      | 7      | 9      |          |     |     |    |    |    |     |     |     |     |
| Totals |                    | 21-59  | 8-28   | 5-10   | 9      | 28     | 37     | 18       | 55  | 16  | 12 | 5  | 2  | 200 |     |     |     |

FG % 1st Half: 14-30 46.7% 2nd half: 7-29 24.1% Game: 21-59 35.6% Deadball Rebounds: 3  
3FG % 1st Half: 5-13 38.5% 2nd half: 3-15 20.0% Game: 8-28 28.6%  
FT % 1st Half: 2-4 50.0% 2nd half: 3-6 50.0% Game: 5-10 50.0%

## Arkansas 72 • 24-8

| #      | Player              | Total  |        |        | 3-Ptr  |        |        | Rebounds |     |     | PF | TP | A | TO  | Blk | Stl | Min |
|--------|---------------------|--------|--------|--------|--------|--------|--------|----------|-----|-----|----|----|---|-----|-----|-----|-----|
|        |                     | FG-FGA | FG-FGA | FT-FTA | FG-FGA | FG-FGA | FT-FTA | Off      | Def | Tot |    |    |   |     |     |     |     |
| 04     | WATKINS, Sarah      | 2-4    | 0-1    | 2-3    | 0      | 2      | 2      | 2        | 6   | 0   | 1  | 0  | 0 | 17  |     |     |     |
| 12     | DANIELS, Ashley     | 3-12   | 0-0    | 2-2    | 5      | 7      | 12     | 1        | 8   | 3   | 1  | 1  | 1 | 35  |     |     |     |
| 21     | ROBINSON, Dominique | 0-3    | 0-1    | 0-0    | 0      | 2      | 2      | 0        | 0   | 1   | 0  | 0  | 0 | 10  |     |     |     |
| 22     | RICKETTS, C'eira    | 4-15   | 1-2    | 4-4    | 4      | 1      | 5      | 1        | 13  | 5   | 1  | 0  | 1 | 38  |     |     |     |
| 33     | HARRIS, Lyndsay     | 4-9    | 4-7    | 2-2    | 0      | 2      | 2      | 2        | 14  | 2   | 3  | 0  | 2 | 29  |     |     |     |
| 01     | PEAK, Keira         | 6-10   | 0-0    | 2-5    | 1      | 4      | 5      | 2        | 14  | 1   | 2  | 0  | 0 | 26  |     |     |     |
| 03     | TOWNSEND, Jamesha   | 0-1    | 0-0    | 0-0    | 0      | 1      | 1      | 0        | 0   | 0   | 0  | 0  | 0 | 1   |     |     |     |
| 11     | BERNA, Calli        | 0-1    | 0-1    | 2-2    | 0      | 1      | 1      | 2        | 2   | 4   | 0  | 0  | 2 | 15  |     |     |     |
| 13     | INMAN, Julie        | 0-0    | 0-0    | 0-0    | 0      | 0      | 0      | 0        | 0   | 0   | 0  | 0  | 0 | 1   |     |     |     |
| 14     | GATLING, Erin       | 0-0    | 0-0    | 0-0    | 0      | 0      | 0      | 0        | 0   | 0   | 0  | 0  | 0 | 1   |     |     |     |
| 24     | WILLIAMS, Quistelle | 7-11   | 1-2    | 0-0    | 2      | 5      | 7      | 2        | 15  | 1   | 0  | 0  | 1 | 26  |     |     |     |
| 42     | BOWEN, Jhasmin      | 0-0    | 0-0    | 0-0    | 0      | 0      | 0      | 0        | 0   | 0   | 0  | 0  | 0 | 1   |     |     |     |
| Team   |                     |        |        |        | 4      | 6      | 10     |          |     |     |    |    |   |     |     |     |     |
| Totals |                     | 26-66  | 6-14   | 14-18  | 16     | 31     | 47     | 12       | 72  | 17  | 8  | 1  | 7 | 200 |     |     |     |

FG % 1st Half: 13-33 39.4% 2nd half: 13-33 39.4% Game: 26-66 39.4% Deadball Rebounds: 0  
3FG % 1st Half: 2-6 33.3% 2nd half: 4-8 50.0% Game: 6-14 42.9%  
FT % 1st Half: 7-8 87.5% 2nd half: 7-10 70.0% Game: 14-18 77.8%

Officials: Brian Hall, Carla Fountain, Kevin Farlow

Technical fouls: Dayton-None, Arkansas-None.

Attendance:

2012 NCAA Division I Women's Basketball Championship - First Round

| Score by periods | 1st | 2nd | Total |
|------------------|-----|-----|-------|
| Dayton           | 35  | 20  | 55    |
| Arkansas         | 35  | 37  | 72    |

Last FG - UD 2nd-12:00, AR 2nd-05:00  
Largest lead - UD by 14 1st-08:55, AR by 17 2nd-00:45

Score tied - 3 times.  
Lead changed - 5 times.

| Points | In | Off | 2nd | Fast | Bench |
|--------|----|-----|-----|------|-------|
| UD     | 18 | 12  | 14  | 12   | 6     |
| AR     | 24 | 11  | 15  | 9    | 31    |

## 2012 NCAA SECOND ROUND

March 17, 2012 | Reed Arena

College Station, Texas | First Round

## Arkansas 72, Dayton 55

Arkansas overcame a 14-point first half deficit and beat Dayton 72-55 on Saturday in the first round of the NCAA Women's Basketball Tournament in College Station, Texas. The Razorbacks (24-8) ended the game on a 20-2 run and won their first NCAA Tournament game since 2003, while making their first appearance in the tournament since the same season. Quistelle Williams led four Arkansas players in double-figures with 15 points. Keira Peak and Lyndsay Harris each scored 14 points, while C'eira Ricketts added 13. Andrea Hoover scored 16 points and Justine Raterman added 14 for Dayton (23-7).

## Arkansas 59 • 24-9

| #      | Player              | Total  |        |        | 3-Ptr  |        |        | Rebounds |     |     | PF | TP | A  | TO  | Blk | Stl | Min |
|--------|---------------------|--------|--------|--------|--------|--------|--------|----------|-----|-----|----|----|----|-----|-----|-----|-----|
|        |                     | FG-FGA | FG-FGA | FT-FTA | FG-FGA | FG-FGA | FT-FTA | Off      | Def | Tot |    |    |    |     |     |     |     |
| 04     | WATKINS, Sarah      | 3-11   | 0-1    | 4-4    | 3      | 1      | 4      | 5        | 10  | 0   | 1  | 0  | 4  | 24  |     |     |     |
| 12     | DANIELS, Ashley     | 1-4    | 0-0    | 3-4    | 0      | 3      | 3      | 3        | 5   | 0   | 1  | 0  | 0  | 25  |     |     |     |
| 21     | ROBINSON, Dominique | 2-3    | 0-0    | 3-3    | 4      | 1      | 5      | 0        | 7   | 2   | 2  | 1  | 1  | 21  |     |     |     |
| 22     | RICKETTS, C'eira    | 3-13   | 1-2    | 3-3    | 0      | 2      | 2      | 0        | 10  | 3   | 2  | 0  | 2  | 34  |     |     |     |
| 33     | HARRIS, Lyndsay     | 4-9    | 2-6    | 3-4    | 0      | 3      | 3      | 4        | 13  | 1   | 2  | 0  | 0  | 34  |     |     |     |
| 01     | PEAK, Keira         | 0-1    | 0-1    | 0-0    | 0      | 1      | 1      | 1        | 0   | 1   | 2  | 0  | 0  | 9   |     |     |     |
| 11     | BERNA, Calli        | 0-1    | 0-0    | 0-0    | 0      | 2      | 2      | 1        | 0   | 4   | 0  | 0  | 2  | 22  |     |     |     |
| 24     | WILLIAMS, Quistelle | 7-14   | 0-4    | 0-1    | 2      | 6      | 8      | 1        | 14  | 0   | 3  | 0  | 2  | 31  |     |     |     |
| Team   |                     |        |        |        | 2      | 3      | 5      |          |     |     |    |    |    |     |     |     |     |
| Totals |                     | 20-56  | 3-14   | 16-19  | 11     | 22     | 33     | 15       | 59  | 11  | 13 | 1  | 11 | 200 |     |     |     |

FG % 1st Half: 9-28 32.1% 2nd half: 11-28 39.3% Game: 20-56 35.7% Deadball Rebounds: 1  
3FG % 1st Half: 0-5 0.0% 2nd half: 3-9 33.3% Game: 3-14 21.4%  
FT % 1st Half: 2-4 50.0% 2nd half: 14-15 93.3% Game: 16-19 84.2%

## Texas A&M 61 • 24-10

| #      | Player             | Total  |        |        | 3-Ptr  |        |        | Rebounds |     |     | PF | TP | A | TO  | Blk | Stl | Min |
|--------|--------------------|--------|--------|--------|--------|--------|--------|----------|-----|-----|----|----|---|-----|-----|-----|-----|
|        |                    | FG-FGA | FG-FGA | FT-FTA | FG-FGA | FG-FGA | FT-FTA | Off      | Def | Tot |    |    |   |     |     |     |     |
| 03     | Bone, Kelsey       | 3-12   | 0-0    | 2-4    | 5      | 5      | 10     | 2        | 8   | 3   | 1  | 0  | 0 | 25  |     |     |     |
| 04     | Carter, Sydney     | 0-4    | 0-2    | 6-6    | 0      | 3      | 3      | 2        | 6   | 4   | 2  | 0  | 3 | 37  |     |     |     |
| 10     | Standish, Alexia   | 2-5    | 2-5    | 0-0    | 0      | 0      | 0      | 2        | 6   | 1   | 3  | 0  | 1 | 19  |     |     |     |
| 20     | White, Tyra        | 1-2    | 0-0    | 1-2    | 2      | 4      | 6      | 3        | 3   | 0   | 8  | 0  | 0 | 36  |     |     |     |
| 21     | Elonu, Adaora      | 9-17   | 0-0    | 5-5    | 2      | 5      | 7      | 2        | 23  | 1   | 2  | 2  | 1 | 40  |     |     |     |
| 25     | Collins, Skylar    | 3-3    | 0-0    | 2-2    | 0      | 3      | 3      | 1        | 8   | 0   | 0  | 0  | 1 | 8   |     |     |     |
| 32     | Pratcher, Adrienne | 1-3    | 0-2    | 0-0    | 0      | 2      | 2      | 2        | 2   | 6   | 1  | 0  | 0 | 21  |     |     |     |
| 34     | Gilbert, Karla     | 2-3    | 0-0    | 1-1    | 0      | 2      | 2      | 1        | 5   | 1   | 0  | 0  | 0 | 14  |     |     |     |
| Team   |                    |        |        |        | 0      | 2      | 2      |          |     |     |    |    |   |     |     |     |     |
| Totals |                    | 21-49  | 2-9    | 17-20  | 9      | 26     | 35     | 15       | 61  | 16  | 17 | 2  | 6 | 200 |     |     |     |

FG % 1st Half: 11-24 45.8% 2nd half: 10-25 40.0% Game: 21-49 42.9% Deadball Rebounds: 0.1  
3FG % 1st Half: 2-5 40.0% 2nd half: 0-4 0.0% Game: 2-9 22.2%  
FT % 1st Half: 3-3 100.0% 2nd half: 14-17 82.4% Game: 17-20 85.0%

Officials: Clarke Stevens, Brian Hall, Kevin Farlow

Technical fouls: Arkansas-None, Texas A&M-None.

Attendance: 6185

NCAA Division I Women's Basketball Championship - Second Round

| Score by periods | 1st | 2nd | Total |
|------------------|-----|-----|-------|
| Arkansas         | 20  | 39  | 59    |
| Texas A&M        | 27  | 34  | 61    |

Last FG - AR 2nd-01:21, TAMU 2nd-04:26,  
Largest lead - AR by 4 1st-17:09, TAMU by 14 2nd-17:08.

| Points | In | Off | 2nd | Fast | Bench |
|--------|----|-----|-----|------|-------|
| AR     | 20 | 18  | 13  | 2    | 14    |
| TAMU   | 28 | 10  | 3   | 9    | 15    |

Score tied - 4 times.  
Lead changed - 5 times.

## March 19, 2012 | Reed Arena

College Station, Texas | Second Round

## #22 Texas A&M 61, Arkansas 59

Arkansas did its best to rally from 14 points down again, but in the end it couldn't close out Texas A&M. The third-seeded Aggies, the reigning national champions, avoided an upset bid by sixth-seeded Arkansas to take a 61-59 victory in the second round of the Women's NCAA Tournament. No. 22 Texas A&M (24-10) had a 14-point lead early in the second half and still led by 13 points, 53-40, with 7:55 left. The Razorbacks (24-9) rallied with a 19-5 run to take a 59-58 lead with 1:21 left. After each team missed short shots, Texas A&M's Sydney Carter was fouled by Ashley Daniels with 23.5 seconds left. Carter made both free throws to give the Aggies a 60-59 lead. The Razorbacks played for the last shot. When Texas A&M denied C'eira Ricketts a clear path to the basket on a drive, she passed to Quistelle Williams, who missed short on a jumper from just inside the free-throw line with 4.5 seconds left. The Aggies' Tyra White rebounded the miss and was fouled with 1.2 seconds left. White made one free throw for the final margin. The game was a matchup between Aggies Coach Gary Blair and Collen, his former Arkansas assistant. Williams, a junior reserve forward, led Arkansas' comeback with 14 points and eight rebounds. She had provided the offensive spark in the Razorbacks' first-round victory against Dayton, when the Flyers had led by 14 points in the first half. A three-pointer by Ricketts started an 8-0 run that pulled Arkansas to within 53-48.



# NCAA TOURNAMENT RECORDS

Official Basketball Box Score -- GAME TOTALS -- FINAL STATISTICS

Arkansas vs Cincinnati  
3/23/03 2:48 p.m. at Cincinnati, OH (Fifth Third Arena)

VISITORS: Arkansas 22-10

| Player Name             | TOT-FG | FG-FGA | 3-PT | FG-FGA | FT-FTA | OF | DE | TOT | PF | TP | A | TO | BLK | S   | MIN |
|-------------------------|--------|--------|------|--------|--------|----|----|-----|----|----|---|----|-----|-----|-----|
| 10 CHRISTON, Shameka... | f      | 5-10   | 1-3  | 2-2    | 1      | 2  | 3  | 3   | 13 | 1  | 3 | 0  | 0   | 0   | 23  |
| 12 CHERRY, Dana.....    | f      | 6-18   | 0-0  | 6-6    | 5      | 3  | 8  | 1   | 18 | 3  | 1 | 1  | 0   | 0   | 40  |
| 31 WRIGHT, Cara.....    | c      | 1-1    | 0-0  | 0-0    | 0      | 1  | 1  | 4   | 2  | 0  | 0 | 1  | 0   | 0   | 7   |
| 21 LEWIS, India.....    | c      | 4-13   | 2-6  | 0-0    | 2      | 0  | 2  | 0   | 10 | 0  | 1 | 0  | 0   | 2   | 24  |
| 14 HARPER, Lakishia...  | g      | 1-4    | 0-0  | 0-0    | 1      | 2  | 3  | 1   | 2  | 5  | 0 | 0  | 0   | 0   | 31  |
| 25 VAUGHN, Rochelle...  | g      | 2-5    | 0-0  | 0-1    | 1      | 2  | 3  | 2   | 4  | 1  | 0 | 0  | 0   | 2   | 25  |
| 3 PFEIFER, Sarah.....   | g      | 1-1    | 0-0  | 5-6    | 1      | 2  | 3  | 1   | 7  | 0  | 0 | 0  | 1   | 1   | 14  |
| 3 HARMON, Shanna.....   | g      | 0-2    | 0-1  | 0-0    | 0      | 0  | 0  | 1   | 0  | 0  | 0 | 0  | 0   | 0   | 3   |
| 15 NESBY, Katrina.....  | g      | 2-5    | 0-0  | 1-2    | 2      | 2  | 4  | 4   | 5  | 0  | 0 | 0  | 1   | 0   | 19  |
| 5 VADEN, Ruby.....      | g      | 5-5    | 0-0  | 0-0    | 3      | 3  | 6  | 5   | 10 | 0  | 2 | 0  | 0   | 0   | 14  |
| TEAM.....               |        |        |      |        |        |    |    | 3   | 3  | 6  |   |    |     |     |     |
| Totals.....             |        | 27-64  | 3-10 | 14-17  | 19     | 20 | 39 | 22  | 71 | 10 | 7 | 3  | 5   | 200 |     |

TOTAL FG% 1st Half: 12-31 38.7% 2nd Half: 15-33 45.5% Game: 42.2% DEADB  
3-Pt. FG% 1st Half: 0-4 0.0% 2nd Half: 3-6 50.0% Game: 30.0% REBS  
Throw % 1st Half: 4-6 66.7% 2nd Half: 10-11 90.9% Game: 82.4% 3,1

HOME TEAM: Cincinnati 23-8

| Player Name              | TOT-FG | FG-FGA | 3-PT | FG-FGA | FT-FTA | OF | DE | TOT | PF | TP | A  | TO | BLK | S   | MIN |
|--------------------------|--------|--------|------|--------|--------|----|----|-----|----|----|----|----|-----|-----|-----|
| 14 ALEXANDER, Carolyn... | f      | 6-9    | 1-1  | 6-6    | 5      | 3  | 8  | 3   | 19 | 0  | 3  | 0  | 0   | 0   | 38  |
| 31 YOUNG, Brittani.....  | f      | 0-1    | 0-0  | 0-0    | 2      | 0  | 2  | 3   | 0  | 1  | 1  | 0  | 1   | 1   | 29  |
| 31 MERRILL, Debbie.....  | c      | 5-16   | 0-0  | 6-10   | 4      | 8  | 12 | 3   | 16 | 2  | 2  | 0  | 0   | 0   | 36  |
| SHARP, K.B.....          | g      | 3-16   | 0-6  | 0-0    | 0      | 2  | 2  | 4   | 6  | 4  | 2  | 0  | 0   | 0   | 40  |
| 4 KING, Valerie.....     | g      | 5-7    | 3-4  | 0-0    | 1      | 3  | 4  | 2   | 13 | 2  | 3  | 0  | 0   | 0   | 38  |
| 12 HARVEY, Micah.....    | g      | 1-2    | 0-1  | 0-2    | 0      | 1  | 1  | 0   | 2  | 2  | 0  | 0  | 0   | 0   | 13  |
| 22 STEVENSON, DeAnna...  | g      | 0-2    | 0-0  | 1-2    | 0      | 0  | 0  | 1   | 1  | 0  | 0  | 0  | 0   | 0   | 6   |
| TEAM.....                |        |        |      |        |        |    |    | 3   | 1  | 4  |    |    |     |     |     |
| Totals.....              |        | 20-53  | 4-12 | 13-20  | 15     | 18 | 33 | 16  | 57 | 11 | 11 | 0  | 1   | 200 |     |

TOTAL FG% 1st Half: 12-25 48.0% 2nd Half: 8-28 28.6% Game: 37.7% DEADB  
3-Pt. FG% 1st Half: 2-5 40.0% 2nd Half: 2-7 28.6% Game: 33.3% REBS  
Throw % 1st Half: 6-11 54.5% 2nd Half: 7-9 77.8% Game: 65.0% 4

Officials: Eric Larson, Bev Roberts, Peter Contreras

Technical fouls: Arkansas-None. Cincinnati-None.

Attendance: 4413

Score by Periods

|                 | 1st | 2nd | Total |
|-----------------|-----|-----|-------|
| Arkansas.....   | 28  | 43  | 71    |
| Cincinnati..... | 32  | 25  | 57    |

Points in the paint-ARK 28,CIN 24. Points off turnovers-ARK 13,CIN 8.

2nd chance points-ARK 20,CIN 19. Fast break points-ARK 2,CIN 2.

Bench points-ARK 26,CIN 3. Score tied-3 times. Lead changed-1 time.

Last FG-ARK 2nd-01:40, CIN 2nd-01:19.

## 2003 NCAA SECOND ROUND

March 23, 2003 | Fifth Third Arena

Cincinnati, Ohio | First Round

### #24 Arkansas 71, Cincinnati 51

Dana Cherry stepped up with one of her most complete games of the season, scoring 18 points to lead 24th-ranked Arkansas. The margin of victory is not indicative of the close nature of the game as the Lady'Backs trailed most of the first half as Shameka Christon played only three minutes due to foul trouble and India Lewis faltered from the field. The duo was scoreless in the first half for the first time this year, but one of Cherry's best opening periods kept Arkansas close, 32-28 at halftime. Cherry scored 10 in the first half, over a third of Arkansas early scoring. Arkansas shot 45% in the second half with Christon getting all 13 of her points in the second half along with 10 from Lewis late. Lewis went on an eight-point run to hold Cincinnati at bay before the Bearcats' fouling in the last minute inflated the score. While the focus was on the top three scorers, Arkansas' bench out-scored Cincinnati, 26-3, with freshman Ruby Vaden scoring 10 points on 5-of-5 from the field before fouling out of the game.



Official Basketball Box Score -- GAME TOTALS -- FINAL STATISTICS

#5 Texas vs Cincinnati  
3/23/03 7:10 p.m. at Cincinnati, OH (Fifth Third Arena)

HOME TEAM: Arkansas 22-11

| Player Name |                      | TOT-FG | 3-PT   | REBOUNDS |      |    |     |    |    |    |    |     |   |     |     |
|-------------|----------------------|--------|--------|----------|------|----|-----|----|----|----|----|-----|---|-----|-----|
|             |                      | FG-FGA | FG-FGA | FT-FTA   | OF   | DE | TOT | PF | TP | A  | TO | BLK | S | MIN |     |
| 10          | CHRISTON, Shameka... | f      | 6-14   | 4-6      | 0-0  | 0  | 2   | 2  | 5  | 16 | 0  | 2   | 0 | 1   | 30  |
| 12          | WRIGHT, Cara.....    | c      | 0-0    | 0-0      | 0-0  | 0  | 0   | 0  | 1  | 0  | 1  | 1   | 0 | 0   | 7   |
| 14          | LEWIS, India.....    | g      | 4-11   | 3-9      | 0-0  | 1  | 3   | 4  | 1  | 11 | 0  | 1   | 0 | 0   | 37  |
| 2           | CHERRY, Dana.....    | g      | 3-11   | 0-0      | 2-6  | 3  | 2   | 5  | 3  | 8  | 0  | 1   | 0 | 0   | 31  |
| 14          | HARPER, Lakishia...  | g      | 2-7    | 0-0      | 0-0  | 0  | 2   | 2  | 1  | 4  | 5  | 1   | 0 | 0   | 27  |
| 1           | MOORE, Kristin.....  |        | 0-0    | 0-0      | 0-0  | 0  | 0   | 0  | 0  | 0  | 1  | 0   | 0 | 0   | 3   |
| 1           | PETERSON, Kela.....  |        | 0-1    | 0-0      | 0-0  | 1  | 1   | 2  | 0  | 0  | 0  | 1   | 0 | 0   | 5   |
| 3           | VAUGHN, Rochelle.... |        | 0-3    | 0-1      | 0-0  | 1  | 2   | 3  | 0  | 0  | 1  | 1   | 0 | 1   | 18  |
| 3           | PFEIFER, Sarah.....  |        | 1-4    | 0-0      | 0-0  | 1  | 0   | 1  | 3  | 2  | 1  | 1   | 0 | 1   | 13  |
| 3           | HARMON, Shanna.....  |        | 0-0    | 0-0      | 0-0  | 0  | 0   | 0  | 0  | 0  | 0  | 0   | 0 | 0   | 1   |
| 5           | NESBY, Katrina.....  |        | 1-1    | 0-0      | 0-0  | 2  | 0   | 2  | 0  | 2  | 0  | 0   | 0 | 0   | 5   |
| 5           | VADEN, Ruby.....     |        | 2-7    | 0-0      | 3-4  | 5  | 3   | 8  | 2  | 7  | 1  | 3   | 3 | 1   | 23  |
|             | TEAM.....            |        |        |          |      | 3  | 4   | 7  |    |    | 1  |     |   |     |     |
|             | Totals.....          |        | 19-59  | 7-16     | 5-10 | 17 | 19  | 36 | 16 | 50 | 10 | 13  | 3 | 4   | 200 |

TOTAL FG% 1st Half: 11-28 39.3% 2nd Half: 8-31 25.8% Game: 32.2% DEADB  
3-Pt. FG% 1st Half: 6-9 66.7% 2nd Half: 1-7 14.3% Game: 43.8% REBS  
Throw % 1st Half: 1-4 25.0% 2nd Half: 4-6 66.7% Game: 50.0% 3

HOME TEAM: Texas 27-5

|             |                       | TOT-FG |   |        | 3-PT   |        |    | REBOUNDS |     |    |    |    |    |     |   |     |
|-------------|-----------------------|--------|---|--------|--------|--------|----|----------|-----|----|----|----|----|-----|---|-----|
| #           | Player Name           | f      | g | FG-FGA | FG-FGA | FT-FTA | OF | DE       | TOT | PF | TP | A  | TO | BLK | S | MIN |
| 1           | BOWERS, Kala.....     | f      | 3 | 12     | 0-2    | 2-4    | 5  | 4        | 9   | 2  | 8  | 2  | 0  | 1   | 1 | 26  |
| 1           | SCHREIBER, Heather... | f      | 9 | 15     | 0-3    | 2-2    | 3  | 1        | 4   | 3  | 20 | 2  | 4  | 0   | 1 | 29  |
| 3           | STEPHENS, Stacy.....  | c      | 8 | 12     | 0-0    | 0-0    | 9  | 5        | 14  | 2  | 16 | 0  | 1  | 1   | 1 | 34  |
| 1           | CAREY, Jamie.....     | g      | 3 | 10     | 3-10   | 0-0    | 0  | 1        | 1   | 1  | 9  | 6  | 1  | 0   | 0 | 36  |
| 2           | DILLARD, Tai.....     | g      | 3 | 12     | 0-0    | 1-2    | 3  | 4        | 7   | 2  | 7  | 2  | 1  | 0   | 2 | 29  |
| 5           | SARE, Alisha.....     |        | 1 | 5      | 0-3    | 0-0    | 0  | 2        | 2   | 0  | 2  | 1  | 0  | 0   | 0 | 6   |
| 2           | NORMAN, Nina.....     |        | 1 | 5      | 0-0    | 0-0    | 2  | 4        | 6   | 1  | 2  | 2  | 2  | 1   | 2 | 22  |
| 3           | REED, Coco.....       |        | 0 | 0      | 0-0    | 0-0    | 0  | 0        | 0   | 0  | 0  | 0  | 0  | 0   | 0 | 1   |
| 3           | HASTINGS, Annissa...  |        | 1 | 2      | 0-0    | 1-2    | 3  | 3        | 6   | 0  | 3  | 0  | 0  | 0   | 0 | 16  |
| 3           | WILLIAMS, Mercedes..  |        | 0 | 0      | 0-0    | 0-0    | 0  | 0        | 0   | 0  | 0  | 0  | 1  | 0   | 0 | 1   |
| TEAM.....   |                       |        |   |        |        |        | 2  | 1        | 3   |    |    |    |    |     |   |     |
| Totals..... |                       |        |   | 29-73  | 3-18   | 6-10   | 27 | 25       | 52  | 11 | 67 | 15 | 10 | 3   | 7 | 200 |

TOTAL FG% 1st Half: 17-39 43.6% 2nd Half: 12-34 35.3% Game: 39.7% DEADB  
3-Pt. FG% 1st Half: 1-9 11.1% 2nd Half: 2-9 22.2% Game: 16.7% REBS  
Throw % 1st Half: 3-5 60.0% 2nd Half: 3-5 60.0% Game: 60.0% 2

Officials: Eric Larson, Beverly Roberts, Chuck Gonzales

Technical fouls: Arkansas-None. Texas-None.

Attendance: 3097

Score by Periods

|               | 1st | 2nd | Total |
|---------------|-----|-----|-------|
| Arkansas..... | 29  | 21  | 50    |
| Texas.....    | 38  | 29  | 67    |

Second Round of West Region Sub-Regional

Texas advances to West Regional at Stanford University

Points in the paint-ARK 18,TEXAS 38. Points off turnovers-ARK 13,TEXAS 15.

2nd chance points-ARK 13,TEXAS 18. Fast break points-ARK 6,TEXAS 4.

Bench points-ARK 11,TEXAS 7. Score tied-2 times. Lead changed-4 times.

Last FG-ARK 2nd-00:50, TEXAS 2nd-02:21.

## March 25, 2003 | Fifth Third Arena

Cincinnati, Ohio | Second Round

### #5 Texas 67, #24 Arkansas 50

Shameka Christon scored 16 points, but the Lady Razorbacks weren't able to overcome the inside strength of the Texas. Christon and senior India Lewis came out blazing from behind the arc as the Lady'Backs hit their first five three-pointers on the way to a 6-of-9 first half. Arkansas lead the game midway through the first half, but the slow wearing down by Texas' inside game led by Stacy Stephens gave the Longhorns a 38-29 halftime lead. Arkansas cut the Texas halftime lead to eight, 41-33, of a layup from senior Lakishia Harper, but UT went on a 13-3 run to take control. The Lady'Backs tied their record low for points in a NCAA tournament game.

# NCAA TOURNAMENT RECORDS

## OFFICIAL BASKETBALL BOX SCORE -- GAME TOTALS

Clemson vs Arkansas  
3/15/02 6 p.m. at Bramlage Coliseum Manhattan, Kan.

VISITORS: Clemson

| ## | NAME            | TOT-FG | FG-FGA | 3-PT  | FT-FTA | REBOUNDS | PF | TP | A  | TO | BLK | S  | MIN |
|----|-----------------|--------|--------|-------|--------|----------|----|----|----|----|-----|----|-----|
| 12 | Glenn, Marci    | 0-7    | 0-1    | 0-0   | 0-0    | 0        | 0  | 0  | 0  | 0  | 0   | 0  | 3   |
| 13 | Roper, Leah     | 3-12   | 0-0    | 0-0   | 0-0    | 0        | 0  | 0  | 0  | 0  | 0   | 0  | 12  |
| 14 | Glosser, Maggie | 3-12   | 0-0    | 0-0   | 0-0    | 0        | 0  | 0  | 0  | 0  | 0   | 0  | 12  |
| 15 | Scott, Krystal  | 13-23  | 0-0    | 0-0   | 0-0    | 0        | 0  | 0  | 0  | 0  | 0   | 0  | 20  |
| 16 | Floyd, Chrissy  | 4-6    | 0-0    | 0-0   | 0-0    | 0        | 0  | 0  | 0  | 0  | 0   | 0  | 17  |
| 17 | Queen, Kanetra  | 0-0    | 0-0    | 0-0   | 0-0    | 0        | 0  | 0  | 0  | 0  | 0   | 0  | 1   |
| 18 | Stokes, Lakisha | 0-0    | 0-0    | 0-0   | 0-0    | 0        | 0  | 0  | 0  | 0  | 0   | 0  | 1   |
| 19 | Aderhold, Julie | 0-4    | 0-0    | 0-0   | 0-0    | 0        | 0  | 0  | 0  | 0  | 0   | 0  | 1   |
| 20 | Shaffer, Lacey  | 0-0    | 0-0    | 0-0   | 0-0    | 0        | 0  | 0  | 0  | 0  | 0   | 0  | 1   |
| 21 | Andrew, Tia     | 0-2    | 0-0    | 0-0   | 0-0    | 0        | 0  | 0  | 0  | 0  | 0   | 0  | 1   |
| 22 | TEAM            |        |        |       |        |          |    |    |    |    |     |    |     |
| 23 | TOTALS          | 26-63  | 5-12   | 11-20 | 0-0    | 19       | 25 | 44 | 27 | 68 | 12  | 19 | 4   |

|                   |       |             |       |         |       |             |        |
|-------------------|-------|-------------|-------|---------|-------|-------------|--------|
| OT-FG 1stH: 10-29 | 34.5% | 2ndH: 16-34 | 47.1% | OT: 0-0 | 00.0% | Game: 41.3% | Deadbl |
| OT-FG 1stH: 1-4   | 25.0% | 2ndH: 4-8   | 50.0% | OT: 0-0 | 00.0% | Game: 41.3% | Rebs   |
| OT-FG 1stH: 4-8   | 50.0% | 2ndH: 7-12  | 58.3% | OT: 0-0 | 00.0% | Game: 58.3% | 3      |

HOME TEAM: Arkansas

| ## | NAME              | TOT-FG | FG-FGA | 3-PT  | FT-FTA | REBOUNDS | PF | TP | A  | TO | BLK | S  | MIN |
|----|-------------------|--------|--------|-------|--------|----------|----|----|----|----|-----|----|-----|
| 12 | Wright, Amy       | 2-6    | 0-1    | 0-0   | 0-0    | 0        | 0  | 0  | 0  | 0  | 0   | 0  | 3   |
| 13 | Beard, Kiesha     | 1-4    | 0-0    | 0-0   | 0-0    | 0        | 0  | 0  | 0  | 0  | 0   | 0  | 3   |
| 14 | Christon, Shameka | 13-19  | 2-4    | 0-0   | 0-0    | 0        | 0  | 0  | 0  | 0  | 0   | 0  | 21  |
| 15 | Lewis, India      | 1-7    | 1-5    | 0-0   | 0-0    | 0        | 0  | 0  | 0  | 0  | 0   | 0  | 3   |
| 16 | Cherry, Dana      | 3-11   | 0-0    | 0-0   | 0-0    | 0        | 0  | 0  | 0  | 0  | 0   | 0  | 3   |
| 17 | Harmon, Shanna    | 1-2    | 0-0    | 0-0   | 0-0    | 0        | 0  | 0  | 0  | 0  | 0   | 0  | 1   |
| 18 | Harper, Lakishia  | 1-11   | 0-0    | 0-0   | 0-0    | 0        | 0  | 0  | 0  | 0  | 0   | 0  | 1   |
| 19 | Oakley, Joy       | 1-2    | 0-0    | 0-0   | 0-0    | 0        | 0  | 0  | 0  | 0  | 0   | 0  | 1   |
| 20 | TEAM              |        |        |       |        |          |    |    |    |    |     |    |     |
| 21 | TOTALS            | 25-62  | 3-11   | 25-41 | 0-0    | 18       | 24 | 42 | 19 | 78 | 18  | 11 | 4   |

|                   |       |             |       |         |       |             |        |
|-------------------|-------|-------------|-------|---------|-------|-------------|--------|
| OT-FG 1stH: 14-36 | 38.9% | 2ndH: 11-26 | 42.3% | OT: 0-0 | 00.0% | Game: 40.3% | Deadbl |
| OT-FG 1stH: 3-9   | 33.3% | 2ndH: 1-3   | 33.3% | OT: 0-0 | 00.0% | Game: 27.3% | Rebs   |
| OT-FG 1stH: 7-13  | 53.8% | 2ndH: 18-28 | 64.3% | OT: 0-0 | 00.0% | Game: 61.0% | 10     |

OFFICIALS: Bonita Spence, Don Green, Cameron Inouye

TECHNICAL FOULS:

Arkansas - none

Clemson - none

ATTENDANCE:

CORE BY PERIODS:

1st 2nd OT1 OT2 OT3 OT4 TOTAL

Arkansas 37 41 78

Clemson 37 41 78

IS IN THE PAINT: Clemson - 30 Arkansas - 34

IS OFF TURNOVERS: Clemson - 08 Arkansas - 21

ND CHANCE POINTS: Clemson - 17 Arkansas - 24

AST BREAK POINTS: Clemson - 08 Arkansas - 04

## Official Basketball Box Score

Arkansas vs Kansas State

3/17/02 8:36 p.m. at Manhattan, Kan. (Bramlage Coliseum)

VISITORS: Arkansas (20-12)

| ## | Player Name          | TOT-FG | FG-FGA | 3-PT | FT-FTA | REBOUNDS | PF | TP | A  | TO | BLK | S | MIN |
|----|----------------------|--------|--------|------|--------|----------|----|----|----|----|-----|---|-----|
| 12 | Beard, Kiesha.....   | f      | 0-0    | 0-0  | 2-4    | 3        | 4  | 7  | 4  | 2  | 0   | 1 | 1   |
| 20 | Christon, Shameka... | f      | 9-24   | 0-4  | 1-2    | 6        | 2  | 8  | 3  | 19 | 0   | 2 | 1   |
| 03 | Wright, Amy.....     | g      | 3-5    | 1-1  | 7-10   | 0        | 1  | 1  | 1  | 14 | 9   | 1 | 0   |
| 21 | Lewis, India.....    | g      | 5-17   | 3-13 | 2-2    | 1        | 2  | 3  | 5  | 15 | 2   | 0 | 2   |
| 22 | Cherry, Dana.....    | g      | 4-10   | 0-0  | 0-0    | 1        | 3  | 4  | 8  | 3  | 1   | 0 | 1   |
| 35 | Harmon, Shanna.....  |        | 0-1    | 0-1  | 0-0    | 0        | 0  | 0  | 1  | 0  | 0   | 0 | 1   |
| 44 | Harper, Lakishia.... |        | 2-4    | 0-0  | 0-1    | 0        | 0  | 0  | 2  | 4  | 1   | 0 | 1   |
| 45 | Nesby, Katrina.....  |        | 3-7    | 0-0  | 0-2    | 0        | 3  | 3  | 4  | 6  | 0   | 1 | 1   |
| 52 | Oakley, Joy.....     |        | 0-0    | 0-0  | 0-0    | 0        | 0  | 0  | 0  | 0  | 0   | 1 | 0   |
| 23 | TEAM                 |        |        |      |        | 2        | 1  | 3  |    |    |     |   |     |
| 24 | TOTALS               |        | 26-68  | 4-19 | 12-21  | 13       | 16 | 29 | 24 | 68 | 15  | 7 | 3   |

|                           |       |                 |       |             |       |
|---------------------------|-------|-----------------|-------|-------------|-------|
| TOTAL FG% 1st Half: 15-32 | 46.9% | 2nd Half: 11-36 | 30.6% | Game: 38.2% | DEADB |
| 3-Pt. FG% 1st Half: 4-12  | 33.3% | 2nd Half: 0-7   | 0.0%  | Game: 21.1% | REBS  |
| F Throw % 1st Half: 8-13  | 61.5% | 2nd Half: 4-8   | 50.0% | Game: 57.1% | 5,2   |

HOME TEAM: Kansas State (26-7)

| ## | Player Name          | TOT-FG | FG-FGA | 3-PT | FT-FTA | REBOUNDS | PF | TP | A  | TO | BLK | S  | MIN |
|----|----------------------|--------|--------|------|--------|----------|----|----|----|----|-----|----|-----|
| 34 | Mahoney, Megan.....  | f      | 2-6    | 1-2  | 5-7    | 2        | 9  | 11 | 2  | 10 | 3   | 5  | 1   |
| 53 | Wecker, Kendra.....  | f      | 4-7    | 2-3  | 2-3    | 0        | 4  | 4  | 4  | 12 | 1   | 2  | 0   |
| 03 | Ohlde, Nicole.....   | c      | 4-7    | 0-0  | 11-14  | 2        | 9  | 11 | 1  | 19 | 3   | 1  | 0   |
| 10 | Koehn, Laurie.....   | g      | 8-15   | 2-5  | 7-7    | 0        | 3  | 3  | 3  | 25 | 4   | 5  | 0   |
| 12 | Rethman, Kristin.... | g      | 3-7    | 2-5  | 2-2    | 0        | 6  | 6  | 2  | 10 | 2   | 0  | 0   |
| 42 | Madden, Brie.....    |        | 3-3    | 0-0  | 0-0    | 0        | 0  | 0  | 5  | 6  | 1   | 3  | 2   |
| 45 | Dutmer, Amy.....     |        | 0-0    | 0-0  | 0-0    | 2        | 1  | 3  | 0  | 0  | 0   | 1  | 0   |
| 24 | TEAM                 |        |        |      |        | 1        | 1  |    |    |    |     |    |     |
| 25 | TOTALS               |        | 24-45  | 7-15 | 27-33  | 6        | 33 | 39 | 17 | 82 | 14  | 19 | 4   |

|                           |       |                 |       |             |       |
|---------------------------|-------|-----------------|-------|-------------|-------|
| TOTAL FG% 1st Half: 16-24 | 66.7% | 2nd Half: 8-21  | 38.1% | Game: 53.3% | DEADB |
| 3-Pt. FG% 1st Half: 5-10  | 50.0% | 2nd Half: 2-5   | 40.0% | Game: 46.7% | REBS  |
| F Throw % 1st Half: 7-9   | 77.8% | 2nd Half: 20-24 | 83.3% | Game: 81.8% | 3     |

Officials: Bill Titus, Bonita Spence, Kathy Lynch

Technical fouls: Arkansas-None. Kansas State-None.

Attendance: 11786

Score by Periods

1st 2nd Total

Arkansas..... 42 26 - 68

Kansas State..... 44 38 - 82

## 2002 NCAA SECOND ROUND

March 15, 2002 | Ahearn Field House

Manhattan, Kansas | First Round

Arkansas 78, Clemson 68

Arkansas rarely wins without at least two of its top shooters in double digits, but behind one of the greatest NCAA Tournament performances in school history from Shameka Christon, the Lady Razorbacks defeated Clemson, 78-68, to advance to the tournament second round. Arkansas got 36 points from an injured Christon. Amy Wright had eight points with 11 assists. Christon did it on only 33 minutes played thanks to a first-degree ankle sprain in the first half. When she went down, Arkansas was trailing an aggressive Clemson team. Christon returned and took over the game, hitting eight of Arkansas next 10 to push the Lady'Backs to a 56-46 lead. The Lady'Backs extended the lead to 15, 68-53, with four minutes to play. Wright's 11 assists pushed her over the 700 mark for her career. Along with Wright, Arkansas got eight points from Dana Cherry and seven each from India Lewis and Lakishia Harper.

March 17, 2002 | Ahearn Field House

Manhattan, Kansas | Second Round

#11 Kansas State 82, Arkansas 68

On a night plagued by a power outage at Bramlage Coliseum, the Arkansas Lady Razorbacks experienced an offensive outage in the crucial final minutes to allow the 11th-ranked Kansas State Wildcats to defeat the Lady Razorbacks, 82-68. Shameka Christon led with 19 points and eight rebounds. India Lewis scored 15, but only two in the second half. Amy Wright had a season high 14 points and nine assists. The nine assists pushed her to 205 for the season, breaking her own single-season record of 198. Arkansas stayed with the Wildcats through the opening seven minutes despite a huge shooting advantage, 71.4 to 36.4. After losing post player Kiesha Baird due to an elbow to the eye the Lady'Backs were unable to mount a comeback.





# NCAA TOURNAMENT RECORDS

OFFICIAL BASKETBALL BOX SCORE -- G A M E T O T A L S  
Arkansas Lady Razorbacks vs Baylor Lady Bears  
17-01 11:07 a.m. at Cameron Indoor Stadium, Durham, N.C.

| VISITORS: Arkansas Lady Razorbacks 20-12 |        |       |        |        |        |           |    |    |      |     |    |     |    |     |
|--|--------|-------|--------|--------|--------|-----------|----|----|------|-----|----|-----|----|-----|
| N A M E                                  | TOT-FG | 3-PT  | FG-FGA | FG-FGA | FT-FTA | OF DE TOT | PF | TP | A TO | BLK | S  | MIN |    |     |
| Shameka Christon                         | f      | 4-10  | 1-4    | 0-2    | 1      | 3         | 4  | 2  | 9    | 0   | 3  | 3   | 28 |     |
| Lakishia Harper                          | f      | 0-1   | 0-0    | 0-0    | 0      | 0         | 0  | 1  | 0    | 0   | 0  | 0   | 8  |     |
| Lonniya Bragg                            | c      | 6-9   | 0-0    | 4-6    | 6      | 8         | 14 | 3  | 16   | 2   | 3  | 1   | 32 |     |
| Amy Wright                               | g      | 5-13  | 0-0    | 3-5    | 2      | 5         | 7  | 3  | 13   | 4   | 2  | 0   | 2  | 36  |
| Wendi Willits                            | g      | 4-13  | 3-9    | 2-2    | 0      | 4         | 4  | 2  | 13   | 0   | 1  | 0   | 1  | 40  |
| India Lewis                              |        | 0-6   | 0-5    | 0-0    | 0      | 1         | 1  | 1  | 0    | 0   | 1  | 0   | 1  | 14  |
| Dana Cherry                              |        | 3-8   | 0-0    | 4-6    | 2      | 1         | 3  | 4  | 10   | 0   | 2  | 0   | 1  | 22  |
| Carla Rhodes                             |        | 0-0   | 0-0    | 0-0    | 0      | 0         | 0  | 0  | 0    | 0   | 0  | 0   | 0  | 0   |
| Celia Anderson                           |        | 1-3   | 0-0    | 5-6    | 1      | 0         | 1  | 3  | 7    | 0   | 2  | 2   | 5  | 17  |
| Joy Oakley                               |        | 0-0   | 0-0    | 0-0    | 0      | 0         | 0  | 1  | 0    | 0   | 0  | 0   | 0  | 3   |
| AM                                       |        |       |        |        |        |           |    |    |      |     |    |     |    |     |
| TALS                                     |        | 23-63 | 4-18   | 18-27  | 13     | 24        | 37 | 20 | 68   | 6   | 15 | 6   | 14 | 200 |

T-FG 1stH: 10-35 28.6% 2ndH: 13-28 46.4% OT: 0-0 00.0% Game: 36.5% Deadbl  
t-FG 1stH: 2-12 16.7% 2ndH: 2-6 33.3% OT: 0-0 00.0% Game: 22.2% Rebs  
throw 1stH: 6-8 75.0% 2ndH: 12-19 63.2% OT: 0-0 00.0% Game: 66.7% 7, 1

HOME TEAM: Baylor Lady Bears 21-9

| N A M E           | TOT-FG | 3-PT  | FG-FGA | FG-FGA | FT-FTA | OF DE TOT | PF | TP | A TO | BLK | S  | MIN |   |     |
|-------------------|--------|-------|--------|--------|--------|-----------|----|----|------|-----|----|-----|---|-----|
| Chanelle Fox      | f      | 2-9   | 0-3    | 1-2    | 3      | 5         | 8  | 3  | 5    | 2   | 4  | 0   | 0 | 31  |
| Danielle Crockrom | f      | 8-16  | 0-0    | 3-4    | 4      | 7         | 11 | 2  | 19   | 0   | 4  | 0   | 1 | 40  |
| Monica Arnold     | c      | 2-5   | 0-0    | 1-2    | 1      | 1         | 2  | 3  | 5    | 1   | 2  | 0   | 0 | 26  |
| Nicole Collins    | g      | 0-2   | 0-0    | 2-2    | 0      | 2         | 2  | 3  | 2    | 1   | 5  | 0   | 2 | 20  |
| Sheila Lambert    | g      | 4-17  | 1-7    | 7-10   | 2      | 7         | 9  | 5  | 16   | 4   | 6  | 0   | 1 | 37  |
| Jessika Stratton  |        | 4-9   | 2-6    | 0-1    | 0      | 4         | 4  | 2  | 10   | 2   | 2  | 0   | 1 | 31  |
| Hilary Akromis    |        | 0-0   | 0-0    | 0-0    | 0      | 0         | 0  | 0  | 0    | 0   | 0  | 0   | 0 | 1   |
| Stasha Richards   |        | 0-1   | 0-0    | 0-0    | 0      | 0         | 0  | 0  | 1    | 0   | 0  | 0   | 0 | 3   |
| Brooke McCormack  |        | 1-1   | 0-0    | 0-0    | 0      | 0         | 0  | 0  | 3    | 2   | 1  | 0   | 0 | 12  |
| AM                |        |       |        |        |        |           |    |    |      |     |    |     |   |     |
| TALS              |        | 21-60 | 3-16   | 14-21  | 17     | 28        | 45 | 22 | 59   | 11  | 23 | 0   | 5 | 201 |

T-FG 1stH: 11-24 45.8% 2ndH: 10-36 27.8% OT: 0-0 00.0% Game: 35.0% Deadbl  
t-FG 1stH: 2-5 40.0% 2ndH: 1-11 09.1% OT: 0-0 00.0% Game: 18.8% Rebs  
throw 1stH: 9-13 69.2% 2ndH: 5-8 62.5% OT: 0-0 00.0% Game: 66.7% 4, 1

OFFICIALS: Ron Dressander, Ralph Pickett, Kathy Lonergan

TECHNICAL FOULS:

Arkansas Lady Razorbacks - none  
Baylor Lady Bears - none

TENDANCE:

SCORE BY PERIODS:

|                          | 1st | 2nd | OT1 | OT2 | OT3 | OT4 | TOTAL |
|--------------------------|-----|-----|-----|-----|-----|-----|-------|
| Arkansas Lady Razorbacks | 28  | 40  |     |     |     |     | 68    |
| Baylor Lady Bears        | 33  | 26  |     |     |     |     | 59    |

SHOTS IN THE PAINT: Arkansas Lady Razorbacks - 22 Baylor Lady Bears - 24  
SHOTS OFF TURNOVERS: Arkansas Lady Razorbacks - 17 Baylor Lady Bears - 16  
CHANCE POINTS: Arkansas Lady Razorbacks - 12 Baylor Lady Bears - 14  
FAST BREAK POINTS: Arkansas Lady Razorbacks - 04 Baylor Lady Bears - 06

2001 NCAA Tournament West Region First Round


## 2001 NCAA SECOND ROUND

March 17, 2001 | Cameron Indoor Stadium

Durham, N.C. | First Round

Arkansas 68, #24 Baylor 59

Lonniya Bragg led four Lady Razorbacks in double digits with 16 points and picked up a career-tying 14 rebounds. The Lady'Backs struggled from the field in the first half, hitting only 28.6 and missing their last 11 shots of the half to trail 33-28 at halftime. Then Bragg and fellow seniors Wendi Willits and Celia Anderson took over the game. Bragg outrebounded Baylor's all-Big 12 center Danielle Crockrom, and with Anderson controlled the lane in the second half. Arkansas held Baylor to only 27.8 from the field in the second half, including eight straight missed shots by the Lady Bears' leading scorer, Sheila Lambert.



BASKETBALL BOX SCORE -- G A M E T O T A L S  
Lady Razorbacks vs #5/5 Duke Blue Devils  
17-01 7:37 p.m. at Cameron Indoor Stadium, Durham, N.C.

VISITORS: Arkansas Lady Razorbacks 20-13

| N A M E          | TOT-FG | 3-PT  | FG-FGA | FG-FGA | FT-FTA | OF DE TOT | PF | TP | A TO | BLK | S  | MIN |   |     |
|------------------|--------|-------|--------|--------|--------|-----------|----|----|------|-----|----|-----|---|-----|
| Shameka Christon | f      | 3-11  | 0-4    | 2-2    | 1      | 4         | 5  | 1  | 8    | 0   | 4  | 3   | 1 | 29  |
| Lonniya Bragg    | f      | 2-7   | 0-0    | 1-2    | 4      | 4         | 8  | 3  | 5    | 0   | 2  | 0   | 2 | 28  |
| Amy Wright       | g      | 3-8   | 2-2    | 3-6    | 1      | 3         | 4  | 3  | 11   | 6   | 4  | 0   | 2 | 33  |
| Wendi Willits    | g      | 2-5   | 2-4    | 0-0    | 2      | 2         | 4  | 3  | 6    | 0   | 3  | 1   | 0 | 27  |
| Dana Cherry      | g      | 4-12  | 0-0    | 3-4    | 1      | 3         | 4  | 3  | 11   | 1   | 1  | 0   | 0 | 34  |
| India Lewis      |        | 3-7   | 3-7    | 0-0    | 0      | 0         | 0  | 0  | 9    | 1   | 3  | 0   | 1 | 19  |
| Celia Anderson   |        | 1-5   | 0-0    | 0-0    | 0      | 2         | 2  | 2  | 2    | 0   | 1  | 1   | 0 | 11  |
| Shanna Harmon    |        | 0-1   | 0-1    | 0-0    | 0      | 0         | 0  | 0  | 1    | 0   | 0  | 0   | 0 | 6   |
| Lakishia Harper  |        | 0-0   | 0-0    | 0-0    | 0      | 1         | 1  | 0  | 0    | 0   | 1  | 0   | 0 | 6   |
| Katrina Nesby    |        | 0-0   | 0-0    | 0-0    | 0      | 0         | 0  | 0  | 0    | 1   | 0  | 0   | 0 | 5   |
| Joy Oakley       |        | 1-1   | 0-0    | 0-1    | 0      | 0         | 0  | 0  | 2    | 0   | 0  | 0   | 0 | 2   |
| AM               |        |       |        |        |        |           |    |    |      |     |    |     |   |     |
| TALS             |        | 19-57 | 7-18   | 9-15   | 11     | 23        | 34 | 16 | 54   | 9   | 19 | 5   | 6 | 200 |

T-FG 1stH: 10-29 34.5% 2ndH: 9-28 32.1% OT: 0-0 00.0% Game: 33.3% Deadbl  
t-FG 1stH: 4-8 50.0% 2ndH: 3-10 30.0% OT: 0-0 00.0% Game: 38.9% Rebs  
throw 1stH: 5-8 62.5% 2ndH: 4-7 57.1% OT: 0-0 00.0% Game: 60.0% 4, 1

HOME TEAM: #5/5 Duke Blue Devils 30-3

| N A M E             | TOT-FG | 3-PT  | FG-FGA | FG-FGA | FT-FTA | OF DE TOT | PF | TP | A TO | BLK | S  | MIN |    |     |
|---------------------|--------|-------|--------|--------|--------|-----------|----|----|------|-----|----|-----|----|-----|
| Rochelle Parent     | f      | 1-3   | 0-0    | 7-8    | 2      | 4         | 6  | 2  | 9    | 2   | 0  | 2   | 3  | 31  |
| Michele Matyasovsky | f      | 2-6   | 0-0    | 0-0    | 1      | 2         | 3  | 2  | 4    | 0   | 1  | 0   | 1  | 19  |
| Sheana Mosch        | g      | 3-4   | 0-0    | 1-2    | 0      | 4         | 4  | 3  | 7    | 2   | 1  | 0   | 2  | 21  |
| Alana Beard         | g      | 6-10  | 0-0    | 2-2    | 1      | 6         | 7  | 2  | 14   | 6   | 3  | 0   | 3  | 33  |
| Georgia Schweitzer  | g      | 5-13  | 2-5    | 1-3    | 1      | 4         | 5  | 2  | 13   | 4   | 2  | 2   | 0  | 36  |
| Rometra Craig       |        | 5-12  | 0-3    | 1-2    | 0      | 1         | 1  | 1  | 11   | 2   | 1  | 0   | 2  | 22  |
| Wicki Krapohl       |        | 2-2   | 1-1    | 0-0    | 0      | 0         | 0  | 0  | 5    | 0   | 0  | 0   | 0  | 3   |
| Krista Gingrich     |        | 0-0   | 0-0    | 0-0    | 0      | 0         | 0  | 0  | 0    | 0   | 0  | 0   | 0  | 2   |
| Lello Gebisa        |        | 1-2   | 0-0    | 0-0    | 0      | 0         | 0  | 0  | 1    | 2   | 0  | 0   | 0  | 4   |
| Missy West          |        | 0-1   | 0-1    | 0-0    | 0      | 0         | 0  | 0  | 0    | 0   | 0  | 0   | 1  | 3   |
| Iceiss Tillis       |        | 2-4   | 0-1    | 0-0    | 1      | 3         | 4  | 0  | 4    | 2   | 5  | 0   | 0  | 19  |
| Crystal White       |        | 3-5   | 0-0    | 0-0    | 1      | 3         | 4  | 1  | 6    | 0   | 0  | 2   | 0  | 7   |
| AM                  |        |       |        |        |        |           |    |    |      |     |    |     |    |     |
| TALS                |        | 30-62 | 3-11   | 12-17  | 11     | 29        | 40 | 14 | 75   | 18  | 13 | 6   | 12 | 200 |

T-FG 1stH: 16-33 48.5% 2ndH: 14-29 48.3% OT: 0-0 00.0% Game: 48.4% Deadbl  
t-FG 1stH: 1-5 20.0% 2ndH: 2-6 33.3% OT: 0-0 00.0% Game: 27.3% Rebs  
throw 1stH: 3-5 60.0% 2ndH: 9-12 75.0% OT: 0-0 00.0% Game: 70.6% 2

OFFICIALS: Randy Campbell, Ron Dressander, Connie Pardue

TECHNICAL FOULS:

Arkansas Lady Razorbacks - none  
#5 Duke Blue Devils - none

TENDANCE: 6, 023

SCORE BY PERIODS:

|                          | 1st | 2nd | OT1 | OT2 | OT3 | OT4 | TOTAL |
|--------------------------|-----|-----|-----|-----|-----|-----|-------|
| Arkansas Lady Razorbacks | 29  | 25  |     |     |     |     | 54    |
| #5 Duke Blue Devils      | 36  | 39  |     |     |     |     | 75    |

SHOTS IN THE PAINT: Arkansas Lady Razorbacks - 14 #5/5 Duke Blue Devils - 44  
SHOTS OFF TURNOVERS: Arkansas Lady Razorbacks - 05 #5/5 Duke Blue Devils - 25  
CHANCE POINTS: Arkansas Lady Razorbacks - 03 #5/5 Duke Blue Devils - 13  
FAST BREAK POINTS: Arkansas Lady Razorbacks - 02 #5/5 Duke Blue Devils - 14

2001 NCAA Tournament West Region Second Round

March 19, 2001 | Cameron Indoor Stadium

Durham, N.C. | Second Round

#5/5 Duke 75, Arkansas 54

Amy Wright and Dana Cherry led Arkansas with 11 points each. Wright opened the game with a three-point flurry and took UA out to a quick lead. Poor shooting after the first three minutes of the game crippled the Arkansas offense. The Lady'Backs finished with only 33 from the field compared to 48 for Duke. Trailing by seven at half, Arkansas made a final run at Duke with back-to-back jumpers from Bragg and Christon to cut the lead to three, 36-33, A 10-0 run by Duke put the game away.

1998 NCAA FINAL FOUR

| OFFICIAL NCAA BASKETBALL BOX SCORE |                    |        |          |        |           |        |          |       |     |  |  |  |  |  |  |  |  |  |  |  |  |  |  |  |  |  |  |  |  |
|------------------------------------|--------------------|--------|----------|--------|-----------|--------|----------|-------|-----|--|--|--|--|--|--|--|--|--|--|--|--|--|--|--|--|--|--|--|--|
| LICENSED TO: Stanford University   |                    |        |          |        |           |        |          |       |     |  |  |  |  |  |  |  |  |  |  |  |  |  |  |  |  |  |  |  |  |
| VISITORS: Arkansas 19-10           |                    |        |          |        |           |        |          |       |     |  |  |  |  |  |  |  |  |  |  |  |  |  |  |  |  |  |  |  |  |
| NO                                 | PLAYER             | FG FGA | 3P 3PA   | FT FTA | OR DR TOT | PF PTS | A TO BLK | S MIN |     |  |  |  |  |  |  |  |  |  |  |  |  |  |  |  |  |  |  |  |  |
| 33                                 | Jones,Karen        | 2 6    | 0 0      | 0 2    | 4 3 4 7   | 1 6    | 2 2      | 0 0   | 28  |  |  |  |  |  |  |  |  |  |  |  |  |  |  |  |  |  |  |  |  |
| 34                                 | Karlin,Karyn       | 12 17  | 0 0      | 0 0    | 3 3 6 3   | 24 1   | 1 2      | 3 39  |     |  |  |  |  |  |  |  |  |  |  |  |  |  |  |  |  |  |  |  |  |
| 10                                 | Smith,Christy      | 3 9    | 1 6      | 4 4    | 0 0 0 0   | 3 11   | 5 3      | 0 3   | 39  |  |  |  |  |  |  |  |  |  |  |  |  |  |  |  |  |  |  |  |  |
| 20                                 | Willits,Wendi      | 5 10   | 4 4      | 0 0    | 1 0 1 2   | 14 4   | 2 4      | 0 1   | 20  |  |  |  |  |  |  |  |  |  |  |  |  |  |  |  |  |  |  |  |  |
| 30                                 | Messer,Sylvia      | 3 10   | 0 3      | 1 2    | 4 3 7 2   | 7 4    | 4 4      | 1 2   | 20  |  |  |  |  |  |  |  |  |  |  |  |  |  |  |  |  |  |  |  |  |
|                                    |                    |        |          |        |           |        |          |       |     |  |  |  |  |  |  |  |  |  |  |  |  |  |  |  |  |  |  |  |  |
| 33                                 | Christensen,T      | 4 8    | 1 1      | 1 2    | 0 2 2 2   | 10 2   | 3 0      | 1 19  |     |  |  |  |  |  |  |  |  |  |  |  |  |  |  |  |  |  |  |  |  |
| 22                                 | Starke,Kamar       | 1 1    | 0 0      | 0 0    | 1 1 0 2   | 2 0    | 0 0      | 1 7   |     |  |  |  |  |  |  |  |  |  |  |  |  |  |  |  |  |  |  |  |  |
| 11                                 | Adams,Tennill      | 1 2    | 0 0      | 0 0    | 0 2 2 3   | 2 1    | 1 0      | 1 17  |     |  |  |  |  |  |  |  |  |  |  |  |  |  |  |  |  |  |  |  |  |
| 26                                 | Bragg,LonniyaDNP-  |        |          |        |           |        |          |       |     |  |  |  |  |  |  |  |  |  |  |  |  |  |  |  |  |  |  |  |  |
| 40                                 | Satterfield,CDDNP- |        |          |        |           |        |          |       |     |  |  |  |  |  |  |  |  |  |  |  |  |  |  |  |  |  |  |  |  |
| 44                                 | Anderson,CelidDNP- |        |          |        |           |        |          |       |     |  |  |  |  |  |  |  |  |  |  |  |  |  |  |  |  |  |  |  |  |
| 15                                 | Wright,TiffanDNP-  |        |          |        |           |        |          |       |     |  |  |  |  |  |  |  |  |  |  |  |  |  |  |  |  |  |  |  |  |
| TEAM                               |                    |        |          |        |           |        |          |       |     |  |  |  |  |  |  |  |  |  |  |  |  |  |  |  |  |  |  |  |  |
|                                    |                    | 4 2 6  |          |        |           |        |          | 0     |     |  |  |  |  |  |  |  |  |  |  |  |  |  |  |  |  |  |  |  |  |
| TOTALS                             |                    | 31 63  | 6 19     | 8 12   | 15 17     | 32 16  | 76 18    | 2 11  | 200 |  |  |  |  |  |  |  |  |  |  |  |  |  |  |  |  |  |  |  |  |
| TOTAL FG % 1st Half                |                    | 41.7   | 2nd Half | 59.3   | Game      | 49.2   | DEADBALL |       |     |  |  |  |  |  |  |  |  |  |  |  |  |  |  |  |  |  |  |  |  |
| 3 PT FG % 1st Half                 |                    | 9.1    | 2nd Half | 62.5   | Game      | 31.6   | REBOUNDS | 3     |     |  |  |  |  |  |  |  |  |  |  |  |  |  |  |  |  |  |  |  |  |
| FT % 1st Half                      |                    | 0.0    | 2nd Half | 66.7   | Game      | 56.7   |          |       |     |  |  |  |  |  |  |  |  |  |  |  |  |  |  |  |  |  |  |  |  |
|                                    |                    |        |          |        |           |        |          |       |     |  |  |  |  |  |  |  |  |  |  |  |  |  |  |  |  |  |  |  |  |
| HOME: Hawaii 24-4                  |                    |        |          |        |           |        |          |       |     |  |  |  |  |  |  |  |  |  |  |  |  |  |  |  |  |  |  |  |  |
| NO                                 | PLAYER             | FG FGA | 3P 3PA   | FT FTA | OR DR TOT | PF PTS | A TO BLK | S MIN |     |  |  |  |  |  |  |  |  |  |  |  |  |  |  |  |  |  |  |  |  |
| 3                                  | PAGE,Kylie         | 9 13   | 3 6      | 2 3    | 2 3 5 3   | 23 1   | 4 0      | 2 33  |     |  |  |  |  |  |  |  |  |  |  |  |  |  |  |  |  |  |  |  |  |
| 24                                 | Ashby,BRANDI       | 2 6    | 0 0      | 4 6    | 0 6 6 3   | 8 2    | 5 0      | 2 36  |     |  |  |  |  |  |  |  |  |  |  |  |  |  |  |  |  |  |  |  |  |
| 40                                 | Howard,Raylen      | 5 8    | 0 1      | 1 1    | 1 3 4 7   | 11 1   | 1 0      | 1 38  |     |  |  |  |  |  |  |  |  |  |  |  |  |  |  |  |  |  |  |  |  |
| 20                                 | Cockett,Nani       | 2 7    | 0 1      | 3 3    | 0 0 4 7   | 5 3    | 3 0      | 5 29  |     |  |  |  |  |  |  |  |  |  |  |  |  |  |  |  |  |  |  |  |  |
| 21                                 | Itonan,BJ          | 7 14   | 1 3      | 0 0    | 2 1 3 3   | 15 5   | 7 0      | 2 40  |     |  |  |  |  |  |  |  |  |  |  |  |  |  |  |  |  |  |  |  |  |
|                                    |                    |        |          |        |           |        |          |       |     |  |  |  |  |  |  |  |  |  |  |  |  |  |  |  |  |  |  |  |  |

| OFFICIAL NCAA BASKETBALL BOX SCORE |               |          |        |        |          |      |      |      |      | 03-15-98                  |          | Stanford |    | END OF SECOND HALF |   |   |     |  |  |
|------------------------------------|---------------|----------|--------|--------|----------|------|------|------|------|---------------------------|----------|----------|----|--------------------|---|---|-----|--|--|
| VISITORS: Harvard 23-5             |               |          |        |        |          |      |      |      |      | HOME: Stanford University |          |          |    |                    |   |   |     |  |  |
| NO                                 | PLAYER        | FG FGA   | 3P 3PA | FT FTA | OR DR    | TOT  | PF   | PTS  | A TO | BLK                       | S        | MIN      |    |                    |   |   |     |  |  |
| 11                                 | Miller,Suzie  | 4 10     | 0 4    | 0 0    | 1 5      | 6 3  | 8    | 0    | 5    | 0                         | 1        | 31       |    |                    |   |   |     |  |  |
| 21                                 | Feaster,Allis | 10 20    | 4 8    | 4 7    | 4 6      | 10 4 | 28   | 1    | 5    | 0                         | 2        | 34       |    |                    |   |   |     |  |  |
| 23                                 | Russell,Sarah | 3 4      | 0 0    | 1 2    | 0 1      | 1 0  | 7    | 0    | 1    | 0                         | 1        | 23       |    |                    |   |   |     |  |  |
| 32                                 | Seanor,Aison  | 1 4      | 0 0    | 0 0    | 2 1      | 3 3  | 2    | 4    | 2    | 0                         | 2        | 26       |    |                    |   |   |     |  |  |
| 33                                 | Basill,Megan  | 3 10     | 2 7    | 0 0    | 0 2      | 2 2  | 8    | 4    | 2    | 0                         | 2        | 26       |    |                    |   |   |     |  |  |
| 14                                 | Kowal,Lisa    | 1 3      | 0 1    | 0 0    | 0 1      | 1 0  | 2    | 2    | 3    | 0                         | 0        | 13       |    |                    |   |   |     |  |  |
| 25                                 | Egelhoff,Cour | 1 5      | 1 1    | 1 2    | 0 0      | 0 1  | 4    | 1    | 0    | 0                         | 0        | 15       |    |                    |   |   |     |  |  |
| 34                                 | Brandt,Sarah  | 0 3      | 0 0    | 0 0    | 1 4      | 5 0  | 0    | 4    | 1    | 0                         | 0        | 17       |    |                    |   |   |     |  |  |
| 22                                 | Grossman,Karu | 1 1      | 0 0    | 0 0    | 1 0      | 1 1  | 2    | 0    | 0    | 0                         | 0        | 6        |    |                    |   |   |     |  |  |
| 42                                 | Zitnik,Jill   | 1 1      | 1 1    | 0 0    | 0 0      | 0 0  | 3    | 0    | 0    | 0                         | 0        | 4        |    |                    |   |   |     |  |  |
| 10                                 | Boike,Kristen | 0 0      | 0 0    | 0 0    | 0 0      | 0 0  | 0    | 0    | 0    | 0                         | 0        | 1        |    |                    |   |   |     |  |  |
| 20                                 | Kinneen,Kelly | 0 0      | 0 0    | 0 0    | 0 1      | 1 0  | 0    | 0    | 0    | 0                         | 0        | 1        |    |                    |   |   |     |  |  |
| 43                                 | Janowski,Rose | DNF-     |        |        |          |      |      |      |      |                           |          |          |    |                    |   |   |     |  |  |
| TEAM                               |               |          |        |        |          |      | 3    | 3    | 6    |                           | 0        |          |    |                    |   |   |     |  |  |
| TOTALS                             |               | 25       | 61     | 8      | 22       | 6    | 11   | 12   | 24   | 36                        | 14       | 64       | 13 | 18                 | 0 | 8 | 200 |  |  |
| TOTAL FG %                         |               | 1st Half |        | 54.2   | 2nd Half |      | 32.4 | Game |      | 41.0                      | DEADBALL |          |    |                    |   |   |     |  |  |
| 3 PT FG %                          |               | 1st Half |        | 80.0   | 2nd Half |      | 23.5 | Game |      | 36.4                      | REBOUNDS |          | 2  |                    |   |   |     |  |  |
| FT %                               |               | 1st Half |        | 33.3   | 2nd Half |      | 80.0 | Game |      | 54.5                      |          |          |    |                    |   |   |     |  |  |
| HOME: Arkansas 20-10               |               |          |        |        |          |      |      |      |      |                           |          |          |    |                    |   |   |     |  |  |
| NO                                 | PLAYER        | FG FGA   | 3P 3PA | FT FTA | OR DR    | TOT  | PF   | PTS  | A TO | BLK                       | S        | MIN      |    |                    |   |   |     |  |  |
| 33                                 | Jones,Karen   | 0 1      | 0 0    | 0 0    | 1 2      | 3 3  | 3    | 0    | 0    | 0                         | 0        | 23       |    |                    |   |   |     |  |  |
| 34                                 | Karlin,Karyn  | 6 10     | 0 0    | 4 4    | 2 5      | 7 2  | 16   | 0    | 2    | 1                         | 0        | 28       |    |                    |   |   |     |  |  |
| 10                                 | Smith,Christy | 7 14     | 3 5    | 2 2    | 0 4      | 4 4  | 1    | 19   | 11   | 0                         | 0        | 35       |    |                    |   |   |     |  |  |
| 20                                 | Willits,Wendi | 6 8      | 6 8    | 0 0    | 0 0      | 0 0  | 18   | 1    | 1    | 0                         | 1        | 24       |    |                    |   |   |     |  |  |
| 30                                 | Messer,Sytha  | 7 15     | 1 3    | 0 0    | 3 2      | 5 2  | 15   | 1    | 0    | 0                         | 0        | 25       |    |                    |   |   |     |  |  |
| 22                                 | Stancie,Kamar | 0 3      | 0 2    | 0 0    | 0 2      | 2 1  | 0    | 0    | 1    | 0                         | 1        | 15       |    |                    |   |   |     |  |  |
| 35                                 | Christensen,T | 1 5      | 0 1    | 2 2    | 0 2      | 2 2  | 4    | 2    | 3    | 0                         | 2        | 14       |    |                    |   |   |     |  |  |
| 13                                 | Adams,Tennill | 2 4      | 0 0    | 1 2    | 0 4      | 4 2  | 5    | 1    | 1    | 0                         | 0        | 15       |    |                    |   |   |     |  |  |
| 25                                 | Bragg,Lonniya | 0 0      | 0 0    | 1 2    | 0 0      | 0 0  | 1    | 1    | 0    | 0                         | 0        | 6        |    |                    |   |   |     |  |  |
| 40                                 | Satterfield,C | 0 1      | 0 1    | 0 0    | 0 0      | 0 0  | 0    | 0    | 0    | 0                         | 0        | 6        |    |                    |   |   |     |  |  |
| 44                                 | Anderson,Celi | 1 1      | 0 0    | 2 2    | 1 1      | 2 0  | 4    | 0    | 2    | 1                         | 0        | 5        |    |                    |   |   |     |  |  |
| 15                                 | Wright,Tiffan | 0 1      | 0 0    | 0 0    | 0 0      | 0 0  | 0    | 0    | 0    | 0                         | 0        | 4        |    |                    |   |   |     |  |  |
| TEAM                               |               |          |        |        |          |      | 1    | 5    | 6    |                           | 1        |          |    |                    |   |   |     |  |  |
| TOTALS                             |               | 30       | 63     | 10     | 20       | 12   | 14   | 8    | 27   | 35                        | 14       | 82       | 16 | 12                 | 2 | 8 | 200 |  |  |
| TOTAL FG %                         |               | 1st Half |        | 51.4   | 2nd Half |      | 42.9 | Game |      | 47.6                      | DEADBALL |          |    |                    |   |   |     |  |  |
| 3 PT FG %                          |               | 1st Half |        | 50.0   | 2nd Half |      | 50.0 | Game |      | 50.0                      | REBOUNDS |          | 3  |                    |   |   |     |  |  |
| FT %                               |               | 1st Half |        | 100.0  | 2nd Half |      | 83.3 | Game |      | 85.7                      |          |          |    |                    |   |   |     |  |  |
| Technical Fouls: 0                 |               |          |        |        |          |      |      |      |      |                           |          |          |    |                    |   |   |     |  |  |
| Officials: 2,013                   |               |          |        |        |          |      |      |      |      |                           |          |          |    |                    |   |   |     |  |  |
| OFFICIALS:                         |               |          |        |        |          |      |      |      |      |                           |          |          |    |                    |   |   |     |  |  |
| Bally,Bell                         |               |          |        |        |          |      |      |      |      |                           |          |          |    |                    |   |   |     |  |  |
| Don Green                          |               |          |        |        |          |      |      |      |      |                           |          |          |    |                    |   |   |     |  |  |
| Deb Summer                         |               |          |        |        |          |      |      |      |      |                           |          |          |    |                    |   |   |     |  |  |
| SCORE BY PERIODS                   |               |          |        |        |          |      |      |      |      | 1                         | 2        | OT       | OT | FINAL              |   |   |     |  |  |
| Harvard                            |               |          |        |        |          |      |      |      |      | 32                        | 32       | 64       |    |                    |   |   |     |  |  |
| Arkansas                           |               |          |        |        |          |      |      |      |      | 45                        | 37       | 82       |    |                    |   |   |     |  |  |

Arkansas 76, #20 Hawai'i 70

After a 69 first half for Hawai'i, Arkansas began to wonder about its NCAA tournament fate. The 20th-ranked Wahine got a dose of SEC defense in the second half as Arkansas shut down the WAC's leading scorer, UH senior Nani Cockett. Meanwhile, Wendi Willits dropped three straight rainbow treys on the Wahine to help Arkansas gain the lead midway through the second half. Inside the lane, Hawai'i had no solution for Karyn Karlin, who hit her first five shots from the field and closed the game with 24 points on 12-of-17 from the field.

March 15, 1998 | Maples Pavilion

Arkansas 82, Harvard 64

Christy Smith proved why she was an all-American by leading Arkansas back into the Sweet 16 for the first time since 1991. Smith had 19 points, 11 assists and zero turnovers in 35 minutes against the Crimson. Harvard trailed 45-32 by halftime as Arkansas never looked back. Karyn Karlin had 16 points and Sytia Messer 15. The second half, however, belonged to Wendi Willits who hit six three-pointers to break her two-day-old Arkansas record for treys in a tournament game and came within one of breaking the NCAA tournament mark. She finished with 18.







# NCAA TOURNAMENT RECORDS

| OFFICIAL BASKETBALL BOX SCORE -- GAME TOTALS              |                     |              |               |           |     |       |      |       |     |      |          |  |  |  |  |  |  |  |  |
|---|---------------------|--------------|---------------|-----------|-----|-------|------|-------|-----|------|----------|--|--|--|--|--|--|--|--|
| Arkansas vs Tennessee                                     |                     |              |               |           |     |       |      |       |     |      |          |  |  |  |  |  |  |  |  |
| 3/27/98 8:37pm CST at Kemper Arena, Kansas City, Missouri |                     |              |               |           |     |       |      |       |     |      |          |  |  |  |  |  |  |  |  |
| VISITORS: Arkansas (22-11)                                |                     |              |               |           |     |       |      |       |     |      |          |  |  |  |  |  |  |  |  |
| No.   | N A M E             | TOT-FG       | 3-PT          | REBOUNDS  | PF  | TP    | A    | TO    | BLK | S    | MIN      |  |  |  |  |  |  |  |  |
|   |                     | FG           | FGA           | FT        | FTA | DE    | TOT  |       |     |      |          |  |  |  |  |  |  |  |  |
| 4   | KARLIN, Karyn       | 4            | 8             | 0         | 1   | 2     | 0    | 0     | 0   | 0    | 17       |  |  |  |  |  |  |  |  |
| 33  | JONES, Karen        | 0            | 0             | 0         | 1   | 2     | 0    | 0     | 0   | 0    | 21       |  |  |  |  |  |  |  |  |
| 10  | SMITH, Christy      | 1            | 13            | 0         | 2   | 4     | 4    | 0     | 0   | 0    | 38       |  |  |  |  |  |  |  |  |
| 20  | WILLIAMS, Wendy     | 1            | 13            | 1         | 0   | 0     | 0    | 0     | 0   | 0    | 19       |  |  |  |  |  |  |  |  |
| 30  | MESSER, Sybil       | 3            | 10            | 0         | 0   | 3     | 3    | 0     | 0   | 0    | 23       |  |  |  |  |  |  |  |  |
| 13  | ADAMS, Tennille     | 0            | 0             | 0         | 0   | 4     | 4    | 0     | 0   | 0    | 20       |  |  |  |  |  |  |  |  |
| 11  | WRIGHT, Tiffany     | 0            | 0             | 0         | 0   | 0     | 0    | 0     | 0   | 0    | 1        |  |  |  |  |  |  |  |  |
| 22  | STANCLÉ, Kamara     | 4            | 6             | 1         | 2   | 3     | 3    | 0     | 0   | 0    | 19       |  |  |  |  |  |  |  |  |
| 25  | BRAGG, Lonniya      | 0            | 0             | 0         | 0   | 0     | 0    | 0     | 0   | 0    | 11       |  |  |  |  |  |  |  |  |
| 35  | CHRISTENSEN, Treva  | 0            | 0             | 0         | 0   | 0     | 0    | 0     | 0   | 0    | 17       |  |  |  |  |  |  |  |  |
| 40  | SATTERFIELD, Carrie | 0            | 0             | 0         | 0   | 0     | 0    | 0     | 0   | 0    | 14       |  |  |  |  |  |  |  |  |
| 44  | ANDERSON, Celia     | 0            | 1             | 0         | 0   | 0     | 0    | 0     | 0   | 0    | 10       |  |  |  |  |  |  |  |  |
| TEAM  |                     |              |               |           |     |       |      |       |     |      |          |  |  |  |  |  |  |  |  |
| TOTALS  |                     | 18           | 59            | 5         | 15  | 17    | 25   | 15    | 25  | 40   | 200      |  |  |  |  |  |  |  |  |
| TOTAL FG% 1st Half:                                       |                     | 9-29         | .310          | 2nd Half: |     | 9-30  | .300 | Game: |     | .305 | DEADBALL |  |  |  |  |  |  |  |  |
| 3-Pt. FG% 1st Half:                                       |                     | 4-10         | .400          | 2nd Half: |     | 1-5   | .200 | Game: |     | .333 | REBOUNDS |  |  |  |  |  |  |  |  |
| F Throw % 1st Half:                                       |                     | 6-9          | .667          | 2nd Half: |     | 11-16 | .688 | Game: |     | .680 | 3        |  |  |  |  |  |  |  |  |
| HOME TEAM: Tennessee (38-0)                               |                     |              |               |           |     |       |      |       |     |      |          |  |  |  |  |  |  |  |  |
| No.   | N A M E             | TOT-FG       | 3-PT          | REBOUNDS  | PF  | TP    | A    | TO    | BLK | S    | MIN      |  |  |  |  |  |  |  |  |
|   |                     | FG           | FGA           | FT        | FTA | DE    | TOT  |       |     |      |          |  |  |  |  |  |  |  |  |
| 23  | HOLDSCLAW, Chamique | 8            | 16            | 0         | 1   | 7     | 11   | 2     | 8   | 10   | 30       |  |  |  |  |  |  |  |  |
| 24  | CATCHINGS, Pamika   | 9            | 0             | 0         | 3   | 5     | 1    | 7     | 8   | 3    | 13       |  |  |  |  |  |  |  |  |
| 34  | STEPHENS, LaShonda  | 7            | 7             | 0         | 1   | 2     | 0    | 1     | 1   | 1    | 3        |  |  |  |  |  |  |  |  |
| 14  | JOLLY, Kelly        | 0            | 0             | 0         | 0   | 0     | 0    | 0     | 0   | 0    | 11       |  |  |  |  |  |  |  |  |
| 21  | KANDALL, Semeka     | 19           | 0             | 0         | 0   | 0     | 0    | 0     | 0   | 0    | 22       |  |  |  |  |  |  |  |  |
| 03  | BUTTS, Niva         | 0            | 0             | 0         | 0   | 0     | 0    | 0     | 0   | 0    | 1        |  |  |  |  |  |  |  |  |
| 11  | MILLIGAN, Laurie    | 0            | 0             | 0         | 0   | 0     | 0    | 0     | 0   | 0    | 0        |  |  |  |  |  |  |  |  |
| 13  | GREENE, Misty       | 0            | 0             | 0         | 0   | 0     | 0    | 0     | 0   | 0    | 5        |  |  |  |  |  |  |  |  |
| 31  | LAXTON, Brynnae     | 0            | 0             | 0         | 0   | 0     | 0    | 0     | 0   | 0    | 8        |  |  |  |  |  |  |  |  |
| 33  | CLEMENT, Kristen    | 2            | 5             | 0         | 0   | 0     | 0    | 0     | 0   | 0    | 19       |  |  |  |  |  |  |  |  |
| 1   | GETER, Teresa       | 1            | 1             | 0         | 0   | 4     | 6    | 3     | 4   | 7    | 4        |  |  |  |  |  |  |  |  |
| TEAM  |                     |              |               |           |     |       |      |       |     |      |          |  |  |  |  |  |  |  |  |
| TOTALS  |                     | 31           | 68            | 1         | 3   | 23    | 33   | 17    | 31  | 48   | 200      |  |  |  |  |  |  |  |  |
| TOTAL FG% 1st Half:                                       |                     | 15-38        | .395          | 2nd Half: |     | 16-30 | .533 | Game: |     | .456 | DEADBALL |  |  |  |  |  |  |  |  |
| 3-Pt. FG% 1st Half:                                       |                     | 1-3          | .333          | 2nd Half: |     | 0-0   | .000 | Game: |     | .333 | REBOUNDS |  |  |  |  |  |  |  |  |
| F Throw % 1st Half:                                       |                     | 8-12         | .667          | 2nd Half: |     | 15-21 | .714 | Game: |     | .697 | 5        |  |  |  |  |  |  |  |  |
| OFFICIALS: Scott Yarbrough, Dennis Mayer, Teresa Dahlem   |                     |              |               |           |     |       |      |       |     |      |          |  |  |  |  |  |  |  |  |
| TECHNICAL FOULS:  |                     |              |               |           |     |       |      |       |     |      |          |  |  |  |  |  |  |  |  |
| Arkansas  |                     | none         |               |           |     |       |      |       |     |      |          |  |  |  |  |  |  |  |  |
| Tennessee   |                     | none         |               |           |     |       |      |       |     |      |          |  |  |  |  |  |  |  |  |
| ATTENDANCE:   |                     | 17,976       |               |           |     |       |      |       |     |      |          |  |  |  |  |  |  |  |  |
| SCORE BY PERIODS:   |                     | 1st          | 2nd           | OT1       | OT2 | OT3   | OT4  | TOTAL |     |      |          |  |  |  |  |  |  |  |  |
| Arkansas  |                     | 28           | 30            |           |     |       |      | 58    |     |      |          |  |  |  |  |  |  |  |  |
| Tennessee   |                     | 39           | 47            |           |     |       |      | 86    |     |      |          |  |  |  |  |  |  |  |  |
| POINTS IN THE PAINT:                                      |                     | Arkansas- 14 | Tennessee- 54 |           |     |       |      |       |     |      |          |  |  |  |  |  |  |  |  |
| POINTS OFF TURNOVERS:                                     |                     | Arkansas- 09 | Tennessee- 27 |           |     |       |      |       |     |      |          |  |  |  |  |  |  |  |  |
| SECOND CHANCE POINTS:                                     |                     | Arkansas- 14 | Tennessee- 14 |           |     |       |      |       |     |      |          |  |  |  |  |  |  |  |  |
| FAST BREAK POINTS:  |                     | Arkansas- 03 | Tennessee- 16 |           |     |       |      |       |     |      |          |  |  |  |  |  |  |  |  |

March 27, 1998 | Kemper Arena  
Kansas City, Mo. | Final Four

## #1 Tennessee 86, Arkansas 58

Arkansas hung with Tennessee the first half, and looked to go into the locker room down by eight until a missed assignment left Kelly Jolly wide open for the only three-pointer the Lady Vols made in the NCAA semifinal game. As a result, UT took a 39-28 spread to intermission, and Arkansas was sent reeling by a Tennessee run to start the second half. Kamara Stancle came off the bench with 12 and Treva Christensen led with 14.



# NCAA TOURNAMENT RECORDS

| 1995 MIDEAST REGIONAL - First Round |                   |   |                     |        |          |                 |        |    |   |    |     |    |     |  |
|-------------------------------------|-------------------|---|---------------------|--------|----------|-----------------|--------|----|---|----|-----|----|-----|--|
| No.                                 | USF               | p | Tot FG              | 3-pt   | Rebounds | O- D Tot        | PF     | TP | A | TO | BLK | S  | MIN |  |
|                                     |                   |   | FG-FGA              | FG-FGA | FT-FTA   |                 |        |    |   |    |     |    |     |  |
| 2                                   | KAGIE, Andrea     | f | 3-9                 | 0-1    | 0-0      | 0-3 3           | 5      | 6  | 1 | 2  | 0   | 3  | 23  |  |
| 2                                   | DEMIRDJIAN, Renee | f | 5-8                 | 0-0    | 1-2      | 2-4 6           | 1      | 11 | 1 | 2  | 0   | 3  | 38  |  |
| 50                                  | GILLON, Valerie   | c | 3-10                | 0-0    | 3-4      | 4-1 5           | 3      | 9  | 0 | 2  | 0   | 1  | 33  |  |
| 03                                  | SHADIAN, Jamie    | g | 4-12                | 1-2    | 2-2      | 5-4 9           | 5      | 11 | 5 | 7  | 0   | 1  | 39  |  |
| 40                                  | LINDHE, Brittany  | g | 8-21                | 1-5    | 4-4      | 5-4 9           | 1      | 21 | 1 | 3  | 0   | 2  | 38  |  |
| 35                                  | SOUTHER, Audra    | g | 0-2                 | 0-0    | 0-0      | 0-0 0           | 3      | 0  | 1 | 1  | 0   | 1  | 17  |  |
| 23                                  | SPRAGAN, Donna    | g | 0-3                 | 0-0    | 0-0      | 0-2 2           | 1      | 0  | 0 | 5  | 0   | 0  | 12  |  |
| Team Rebs./TDs                      |                   |   |                     |        |          | 1-1 2           |        |    |   | 0  |     |    |     |  |
| TOTALS                              |                   |   | 23-65               | 2-8    | 10-12    | 17-19 36        | 19     | 58 | 9 | 22 | 0   | 11 | 200 |  |
| TOTAL FG% 1st Half 11-31 .355       |                   |   | 2nd Half 12-34 .353 |        |          | Game 23-65 .354 | DB 0-1 |    |   |    |     |    |     |  |
| 3-Pt. FG% 1st Half 1-2 .500         |                   |   | 2nd Half 1-6 .167   |        |          | Game 2-8 .250   | Reb D- |    |   |    |     |    |     |  |
| FT% 1st Half 5-6 .833               |                   |   | 2nd Half 5-6 .833   |        |          | Game 10-12 .833 | T-1    |    |   |    |     |    |     |  |

| No.                           | ARKANSAS         | p | Tot FG              | 3-pt   | Rebounds | O- D Tot        | PF     | TP | A | TO | BLK | S  | MIN |  |
|-------------------------------|------------------|---|---------------------|--------|----------|-----------------|--------|----|---|----|-----|----|-----|--|
|                               |                  |   | FG-FGA              | FG-FGA | FT-FTA   |                 |        |    |   |    |     |    |     |  |
| 20                            | ROBERSON, T.     | f | 1-2                 | 0-0    | 0-0      | 1-1 2           | 1      | 2  | 0 | 0  | 0   | 1  | 19  |  |
| 34                            | JOHNSON, Kelly   | f | 7-11                | 0-0    | 0-0      | 0-3 3           | 1      | 14 | 2 | 4  | 0   | 3  | 38  |  |
| 12                            | BLOOMER, Steph.  | c | 7-13                | 0-0    | 4-6      | 1-5 6           | 1      | 18 | 1 | 5  | 2   | 2  | 29  |  |
| 10                            | SMITH, Christy   | g | 2-7                 | 0-3    | 1-2      | 0-3 3           | 0      | 5  | 1 | 8  | 0   | 4  | 39  |  |
| 32                            | WILSON, Kimberly | g | 5-9                 | 1-3    | 4-4      | 0-4 4           | 2      | 11 | 3 | 1  | 0   | 2  | 32  |  |
| 33                            | JONES, Karen     | g | 7-8                 | 0-0    | 3-4      | 4-5 9           | 2      | 17 | 1 | 3  | 0   | 1  | 24  |  |
| 15                            | WRIGHT, Tiffany  | g | 0-0                 | 0-0    | 0-0      | 0-0 0           | 0      | 0  | 0 | 0  | 0   | 0  | 1   |  |
| 23                            | PARKER, Carrie   | g | 0-0                 | 0-0    | 0-0      | 0-0 0           | 0      | 0  | 0 | 0  | 0   | 0  | 1   |  |
| 24                            | THIGGS, Allyson  | g | 0-1                 | 0-0    | 0-0      | 0-1 1           | 4      | 0  | 1 | 0  | 0   | 0  | 11  |  |
| 35                            | CHRISTENSEN, T.  | g | 0-1                 | 0-0    | 0-0      | 0-1 1           | 0      | 0  | 0 | 3  | 1   | 0  | 6   |  |
| Team Rebs./TDs                |                  |   |                     |        |          | 2-3 5           |        |    |   | 0  |     |    |     |  |
| TOTALS                        |                  |   | 27-52               | 1-6    | 12-16    | 8-25 34         | 11     | 67 | 9 | 24 | 3   | 13 | 200 |  |
| TOTAL FG% 1st Half 11-25 .440 |                  |   | 2nd Half 16-27 .593 |        |          | Game 27-52 .519 | DB 0-2 |    |   |    |     |    |     |  |
| 3-Pt. FG% 1st Half 1-5 .200   |                  |   | 2nd Half 0-1 .000   |        |          | Game 1-6 .167   | Reb D- |    |   |    |     |    |     |  |
| FT% 1st Half 4-5 .800         |                  |   | 2nd Half 8-11 .727  |        |          | Game 12-16 .750 | T-2    |    |   |    |     |    |     |  |

Officials: Buddy Horton, Tom Cross

| Score By Periods | 1st H. | 2nd H. | Total |
|------------------|--------|--------|-------|
| USF              | 28     | 30     | 58    |
| ARKANSAS         | 27     | 40     | 67    |

Technical Fouls: none

Attendance: TBA



| 1995 NCAA WOMEN'S MIDEAST SECOND-ROUND GAME |                  |   |                     |        |          |                 |         |    |   |    |     |   |     |  |
|---|------------------|---|---------------------|--------|----------|-----------------|---------|----|---|----|-----|---|-----|--|
| No.   | ARKANSAS         | p | Tot FG              | 3-pt   | Rebounds | O- D Tot        | PF      | TP | A | TO | BLK | S | MIN |  |
|   |                  |   | FG-FGA              | FG-FGA | FT-FTA   |                 |         |    |   |    |     |   |     |  |
| 33  | JONES, Karen     | f | 5-9                 | 0-0    | 2-5      | 5-3 8           | 4       | 12 | 0 | 2  | 1   | 2 | 36  |  |
| 34  | JOHNSON, Kelly   | f | 2-9                 | 0-0    | 1-2      | 3-5 8           | 2       | 5  | 0 | 3  | 0   | 0 | 38  |  |
| 12  | BLOOMER, Steph.  | c | 6-10                | 0-0    | 0-0      | 3-2 5           | 5       | 12 | 2 | 3  | 1   | 1 | 21  |  |
| 10  | SMITH, Christy   | g | 3-16                | 1-1    | 7-8      | 1-4 5           | 5       | 14 | 1 | 9  | 0   | 2 | 39  |  |
| 24  | THIGGS, Allyson  | g | 1-4                 | 0-0    | 0-0      | 0-4 4           | 3       | 2  | 3 | 2  | 0   | 0 | 31  |  |
| 32  | WILSON, Kimberly | g | 2-7                 | 1-3    | 0-0      | 1-3 4           | 2       | 5  | 1 | 2  | 0   | 1 | 24  |  |
| 35  | CHRISTENSEN, T.  | g | 0-0                 | 0-0    | 0-0      | 0-0 0           | 2       | 0  | 0 | 1  | 0   | 0 | 1   |  |
| 20  | ROBERSON, T.     | g | 0-1                 | 0-0    | 0-0      | 0-2 2           | 0       | 0  | 0 | 1  | 0   | 0 | 10  |  |
| Team Rebs./TDs                              |                  |   |                     |        |          | 1-2 3           |         |    |   | 0  |     |   |     |  |
| TOTALS                                      |                  |   | 19-56               | 2-4    | 10-15    | 14-25 39        | 21      | 50 | 7 | 23 | 2   | 9 | 200 |  |
| TOTAL FG% 1st Half 7-24 .292                |                  |   | 2nd Half 12-32 .375 |        |          | Game 19-56 .339 | DB 0-4  |    |   |    |     |   |     |  |
| 3-Pt. FG% 1st Half 0-2 .000                 |                  |   | 2nd Half 2-2 1.000  |        |          | Game 2-4 .500   | Reb D-0 |    |   |    |     |   |     |  |
| FT% 1st Half 4-7 .571                       |                  |   | 2nd Half 6-8 .750   |        |          | Game 10-15 .667 | T-4     |    |   |    |     |   |     |  |

| No.                           | WASHINGTON        | p | Tot FG              | 3-pt   | Rebounds | O- D Tot        | PF      | TP | A  | TO | BLK | S  | MIN |  |
|-------------------------------|-------------------|---|---------------------|--------|----------|-----------------|---------|----|----|----|-----|----|-----|--|
|                               |                   |   | FG-FGA              | FG-FGA | FT-FTA   |                 |         |    |    |    |     |    |     |  |
| 04                            | MUSCHNIG, Melissa | f | 4-11                | 0-3    | 0-2      | 0-5 5           | 0       | 8  | 1  | 2  | 1   | 0  | 28  |  |
| 10                            | LEWIS, Cynthia    | f | 3-6                 | 0-0    | 0-2      | 5-4 9           | 2       | 6  | 0  | 2  | 2   | 0  | 31  |  |
| 7                             | SMITH, Rhonda     | c | 6-13                | 0-0    | 2-5      | 2-8 10          | 3       | 14 | 3  | 4  | 0   | 3  | 31  |  |
| 2                             | FOUCADE, Katia    | g | 2-6                 | 1-3    | 0-1      | 0-0 0           | 3       | 5  | 2  | 5  | 0   | 3  | 34  |  |
| 32                            | KELLY, Shannon    | g | 0-3                 | 0-3    | 0-1      | 0-2 2           | 0       | 3  | 0  | 3  | 1   | 0  | 17  |  |
| 13                            | SAVASTA, Laure    | g | 4-8                 | 0-1    | 8-8      | 3-0 3           | 4       | 15 | 3  | 5  | 0   | 0  | 26  |  |
| 22                            | PELZ, Gene        | g | 1-6                 | 0-0    | 1-2      | 2-2 4           | 2       | 3  | 1  | 1  | 0   | 0  | 21  |  |
| 44                            | PERKINS, Michelle | g | 1-2                 | 0-0    | 0-0      | 0-2 2           | 0       | 2  | 0  | 0  | 0   | 0  | 1   |  |
| 33                            | NEMELA, Elise     | g | 0-0                 | 0-0    | 0-0      | 1-0 1           | 0       | 3  | 0  | 0  | 0   | 0  | 3   |  |
| Team Rebs./TDs                |                   |   |                     |        |          | 1-1 2           |         |    |    | 0  |     |    |     |  |
| TOTALS                        |                   |   | 21-55               | 1-10   | 11-21    | 14-24 38        | 16      | 54 | 13 | 20 | 3   | 10 | 200 |  |
| TOTAL FG% 1st Half 10-29 .345 |                   |   | 2nd Half 11-26 .423 |        |          | Game 21-55 .382 | DB 0-5  |    |    |    |     |    |     |  |
| 3-Pt. FG% 1st Half 1-7 .143   |                   |   | 2nd Half 0-3 .000   |        |          | Game 1-10 .100  | Reb D-0 |    |    |    |     |    |     |  |
| FT% 1st Half 2-6 .333         |                   |   | 2nd Half 9-15 .600  |        |          | Game 11-21 .524 | T-5     |    |    |    |     |    |     |  |

Officials: Carla Fujimoto, William Pickett

| Score By Periods | 1st H. | 2nd H. | Total |
|------------------|--------|--------|-------|
| ARKANSAS         | 18     | 32     | 50    |
| WASHINGTON       | 23     | 31     | 54    |

Technical Fouls: ARKANSAS: BENCH

Attendance: 4,597

## 1995 NCAA SECOND ROUND

March 16, 1995 | Alaska Airlines Arena

Seattle, Wash. | First Round

## #15 Arkansas 67, San Francisco 58

Karen Jones' jumper capped a 15-0 run midway through the second half to advance Arkansas into the second round of the NCAA tournament. Arkansas trailed 28-27 at halftime after committing 13 first half turnovers. The turnovers continued in the early second half as the Lady Backs stumbled to a 43-35 deficit with 13:02 to play. From that point, Arkansas shut down USF's offense for nearly six minutes. Jones finished with a new career high 17 points. Stephanie Bloomer led Arkansas with 19 points, followed by Kelly Johnson with 14 (12 in the second half). Kimberly Wilson had 11.

## March 18, 1995 | Alaska Airlines Arena

Seattle, Wash. | Second Round

## #14 WASHINGTON 54, #15 ARKANSAS 50

The cardiac kids came up just one shot short of the Sweet 16, losing to Washington on the Huskies home court. Trailing most of the game, Kimberly Wilson and Christy Smith teamed for back-to-back three-pointers in the closing seconds to make it a two-point game. This time, however, Washington had the young guard with ice water in her veins as Laure Savasta stepped to the line to hit six-of-six in the last 20 seconds of the game to advance the Huskies. Arkansas trailed by five, 23-18, at halftime in a low scoring defensive battle. In fact, 15 of the games 104 points came in the last 45 seconds. Smith had 14 points and Stephanie Bloomer and Karen Jones each had 12.

## 1991 NCAA REGIONAL



# NCAA TOURNAMENT RECORDS

| OFFICIAL NCAA BASKETBALL BOX SCORE |            |      |          |    |      |      |     |      |          |                  |                    |     | 03-16-91 |          |     | FINAL BOX |      |       |      |  |
|------------------------------------|------------|------|----------|----|------|------|-----|------|----------|------------------|--------------------|-----|----------|----------|-----|-----------|------|-------|------|--|
| Licensed to: Univ. of Arkansas     |            |      |          |    |      |      |     |      |          |                  |                    |     |          |          |     |           |      |       |      |  |
| VISITORS: Northwestern 21-9        |            |      |          |    |      |      |     |      |          |                  |                    |     |          |          |     |           |      |       |      |  |
| NO                                 | PLAYER     | FG   | FGA      | 3P | 3PA  | FT   | FTA | DR   | DR       | TOT              | PF                 | PTS | A        | TO       | BLK | S         | MIN  |       |      |  |
| 11                                 | M.Kennelly | 3    | 6        | 1  | 2    | 2    | 2   | 0    | 2        | 2                | 4                  | 9   | 2        | 3        | 0   | 0         | 29   |       |      |  |
| 21                                 | Savage     | 2    | 5        | 0  | 0    | 3    | 3   | 1    | 4        | 5                | 4                  | 7   | 6        | 5        | 0   | 2         | 36   |       |      |  |
| 24                                 | N.Kennelly | 4    | 9        | 1  | 4    | 2    | 2   | 0    | 2        | 2                | 1                  | 11  | 7        | 7        | 0   | 1         | 39   |       |      |  |
| 52                                 | Whitmore   | 3    | 7        | 0  | 0    | 3    | 6   | 1    | 3        | 4                | 3                  | 9   | 0        | 2        | 0   | 0         | 22   |       |      |  |
| 35                                 | Groh       | 5    | 10       | 0  | 0    | 5    | 9   | 3    | 7        | 10               | 2                  | 15  | 1        | 3        | 0   | 1         | 33   |       |      |  |
| 10                                 | Cole       | 0    | 1        | 0  | 1    | 0    | 0   | 0    | 0        | 0                | 0                  | 0   | 2        | 1        | 0   | 0         | 10   |       |      |  |
| 40                                 | Ertel      | 6    | 11       | 0  | 0    | 1    | 2   | 3    | 3        | 6                | 2                  | 13  | 0        | 4        | 0   | 1         | 18   |       |      |  |
| 23                                 | Kroll      | 2    | 7        | 0  | 0    | 2    | 0   | 0    | 1        | 1                | 3                  | 4   | 0        | 2        | 0   | 1         | 11   |       |      |  |
| 15                                 | Williams   | 0    | 0        | 0  | 0    | 0    | 0   | 0    | 0        | 0                | 0                  | 0   | 0        | 0        | 0   | 0         | 2    |       |      |  |
| TEAM                               |            |      |          |    |      |      |     | 0    | 0        | 0                |                    |     |          |          | 0   |           |      |       |      |  |
| TOTALS                             |            | 25   | 56       | 2  | 9    | 16   | 24  | 8    | 22       | 30               | 19                 | 68  | 18       | 27       | 0   | 6         | 200  |       |      |  |
| TOTAL FG % 1st Half                |            | 50.0 | 2nd Half |    | 40.0 | Game |     | 44.6 | DEADB    |                  | 3 PT FG % 1st Half |     | 20.0     | 2nd Half |     | 25.0      | Game |       | 22.2 |  |
| FT % 1st Half                      |            | 69.2 | 2nd Half |    | 63.6 | Game |     | 66.7 | REBOUNDS |                  |                    |     | 4        |          |     |           |      |       |      |  |
| HOME: Arkansas 28-13               |            |      |          |    |      |      |     |      |          |                  |                    |     |          |          |     |           |      |       |      |  |
| NO                                 | PLAYER     | FG   | FGA      | 3P | 3PA  | FT   | FTA | DR   | DR       | TOT              | PF                 | PTS | A        | TO       | BLK | S         | MIN  |       |      |  |
| 11                                 | Nicholas   | 9    | 17       | 1  | 3    | 4    | 6   | 1    | 4        | 5                | 2                  | 23  | 7        | 3        | 0   | 3         | 32   |       |      |  |
| 30                                 | Savage     | 0    | 0        | 0  | 0    | 0    | 0   | 1    | 2        | 3                | 3                  | 0   | 2        | 1        | 0   | 2         | 13   |       |      |  |
| 7                                  | DeHorney   | 10   | 14       | 0  | 0    | 11   | 11  | 2    | 5        | 7                | 2                  | 31  | 0        | 4        | 1   | 1         | 29   |       |      |  |
| 5                                  | Moore      | 3    | 4        | 0  | 0    | 0    | 1   | 1    | 3        | 4                | 2                  | 6   | 5        | 1        | 0   | 1         | 17   |       |      |  |
| 33                                 | Willison   | 7    | 14       | 0  | 0    | 1    | 1   | 3    | 2        | 5                | 2                  | 15  | 4        | 0        | 0   | 4         | 34   |       |      |  |
| 14                                 | Hopson     | 4    | 11       | 1  | 6    | 0    | 0   | 2    | 0        | 2                | 4                  | 9   | 4        | 1        | 0   | 1         | 18   |       |      |  |
| 20                                 | Gore       | 4    | 6        | 0  | 0    | 0    | 0   | 2    | 2        | 4                | 2                  | 8   | 3        | 2        | 0   | 1         | 23   |       |      |  |
| 42                                 | Thacker    | 1    | 1        | 0  | 0    | 0    | 0   | 1    | 0        | 0                | 0                  | 2   | 0        | 0        | 0   | 0         | 2    |       |      |  |
| 41                                 | Muldrew    | 0    | 2        | 0  | 1    | 0    | 0   | 1    | 1        | 2                | 1                  | 0   | 0        | 1        | 0   | 0         | 8    |       |      |  |
| 52                                 | Crosby     | 0    | 1        | 0  | 0    | 0    | 0   | 0    | 0        | 0                | 0                  | 0   | 0        | 0        | 0   | 1         | 4    |       |      |  |
| 15                                 | Dickson    | 2    | 2        | 0  | 0    | 1    | 2   | 1    | 3        | 4                | 1                  | 5   | 0        | 1        | 0   | 0         | 9    |       |      |  |
| 40                                 | Moore      | 0    | 0        | 0  | 0    | 0    | 2   | 0    | 0        | 0                | 0                  | 0   | 0        | 0        | 0   | 0         | 2    |       |      |  |
| 22                                 | Henderson  | 3    | 4        | 0  | 0    | 0    | 0   | 1    | 1        | 2                | 0                  | 6   | 5        | 1        | 0   | 2         | 9    |       |      |  |
| TEAM                               |            |      |          |    |      |      |     | 0    | 3        | 3                |                    |     |          |          | 0   |           |      |       |      |  |
| TOTALS                             |            | 43   | 76       | 2  | 10   | 17   | 24  | 15   | 26       | 41               | 19                 | 105 | 30       | 15       | 1   | 16        | 200  |       |      |  |
| TOTAL FG % 1st Half                |            | 52.5 | 2nd Half |    | 61.1 | Game |     | 56.6 | DEADB    |                  | 3 PT FG % 1st Half |     | 40.0     | 2nd Half |     | 0.0       | Game |       | 20.0 |  |
| FT % 1st Half                      |            | 87.5 | 2nd Half |    | 62.5 | Game |     | 70.8 | REBOUNDS |                  |                    |     | 4        |          |     |           |      |       |      |  |
| Technical Fouls: 0                 |            |      |          |    |      |      |     |      |          |                  |                    |     |          |          |     |           |      |       |      |  |
| Attendance: 4015                   |            |      |          |    |      |      |     |      |          |                  |                    |     |          |          |     |           |      |       |      |  |
| OFFICIALS:                         |            |      |          |    |      |      |     |      |          | SCORE BY PERIODS |                    |     |          |          |     |           |      |       |      |  |
| Tommy Saleremo                     |            |      |          |    |      |      |     |      |          | 1                |                    | 2   |          | OT       |     | OT        |      | FINAL |      |  |
| Vickie Davis                       |            |      |          |    |      |      |     |      |          | Northwestern     |                    | 36  |          | 32       |     |           |      | 68    |      |  |
| Frank Staggs                       |            |      |          |    |      |      |     |      |          | Arkansas         |                    | 51  |          | 54       |     |           |      | 105   |      |  |

| OFFICIAL NCAA BASKETBALL BOX SCORE |                    |               |     |          |       |               |     |      |     |               |    |          | FINAL  |    |     |     |     |  |  |
|------------------------------------|--------------------|---------------|-----|----------|-------|---------------|-----|------|-----|---------------|----|----------|--|----|-----|-----|-----|--|--|
| VISITORS (Last Name, First)        |                    |               |     |          |       |               |     |      |     |               |    |          | Date 3-21-91 Site Frank Erwin Center, Austin |    |     |     |     |  |  |
| No.                                | Player             | FG            | FGA | 3-PT     | 3-PTA | FT            | FTA | ORE  | DEF | TOT           | PF | TP       | A  | TO | BLK | S   | MIN |  |  |
| No.                                | Lamar              |               |     |          |       |               |     |      |     |               |    |          |  |    |     |     |     |  |  |
| 21                                 | Bobbie Bean        | 7             | 14  | 0        | 0     | 0             | 0   | 2    | 1   | 3             | 1  | 14       | 0  | 1  | 1   | 3   | 31  |  |  |
| 23                                 | Tracie Masley      | 5             | 9   | 0        | 0     | 1             | 2   | 1    | 2   | 3             | 1  | 11       | 5  | 1  | 0   | 0   | 20  |  |  |
| 24                                 | Warranah Jackson   | 10            | 14  | 0        | 0     | 0             | 1   | 1    | 5   | 6             | 2  | 20       | 3  | 0  | 3   | 2   | 37  |  |  |
| 20                                 | Ramona Jones       | 4             | 6   | 0        | 0     | 2             | 2   | 1    | 2   | 3             | 3  | 10       | 4  | 3  | 2   | 3   | 29  |  |  |
| 10                                 | Brenda Hatchett    | 6             | 10  | 6        | 9     | 5             | 5   | 1    | 4   | 5             | 3  | 23       | 1  | 4  | 4   | 2   | 28  |  |  |
| 12                                 | Barbara Hickey     | 5             | 8   | 0        | 0     | 1             | 1   | 0    | 2   | 2             | 1  | 11       | 3  | 1  | 1   | 28  |     |  |  |
| 22                                 | Kelly Gurrant      |               |     |          |       |               |     |      |     |               |    |          |  |    |     |     |     |  |  |
| 25                                 | Renee Island       | 0             | 0   | 0        | 0     | 0             | 0   | 0    | 1   | 1             | 1  | 0        | 0  | 2  | 0   | 9   |     |  |  |
| 32                                 | Dana Woods         | 0             | 0   | 0        | 0     | 0             | 0   | 0    | 0   | 0             | 1  | 0        |  |    |     |     |     |  |  |
| 33                                 | Valuana Rogers     | 1             | 3   | 0        | 0     | 0             | 2   | 2    | 2   | 4             | 0  | 2        | 0  | 2  |     |     | 13  |  |  |
| 34                                 | Angie Wilson       |               |     |          |       |               |     |      |     |               |    |          |  |    |     |     | 0   |  |  |
| 40                                 | Gandra Anselot     |               |     |          |       |               |     |      |     |               |    |          |  |    |     |     | 0   |  |  |
| 42                                 | Katerina Oston     |               |     |          |       |               |     |      |     |               |    |          |  |    |     |     | 0   |  |  |
| TEAM REBOUNDS (included in Totals) |                    |               |     |          |       |               |     |      |     |               |    |          | 2  |    |     |     |     |  |  |
| TOTALS                             |                    | 38            | 64  | 6        | 9     | 9             | 13  | 9    | 19  | 29            | 13 | 91       | 16   | 14 | 11  | 200 |     |  |  |
| TOTAL FG % 1st Half                |                    | 22/35 = 62.9% |     | 2nd Half |       | 16/29 = 55.2% |     | Game |     | 38/64 = 59.4% |    | Deadball |  |    |     |     |     |  |  |
| 3-PT FG % 1st Half                 |                    | 8/9 = 88.9%   |     | 2nd Half |       | 4/5 = 80%     |     | Game |     | 12/14 = 85.7% |    | Rebounds |  |    |     |     |     |  |  |
| FT % 1st Half                      |                    | 1/2 = 50%     |     | 2nd Half |       | 4/7 = 57.1%   |     | Game |     | 5/13 = 38.5%  |    |          |  |    |     |     |     |  |  |
| HOME (Last Name, First)            |                    |               |     |          |       |               |     |      |     |               |    |          |  |    |     |     |     |  |  |
| No.                                | Player             | FG            | FGA | 3-PT     | 3-PTA | FT            | FTA | ORE  | DEF | TOT           | PF | TP       | A  | TO | BLK | S   | MIN |  |  |
| No.                                | Arkansas           |               |     |          |       |               |     |      |     |               |    |          |  |    |     |     |     |  |  |
| 30                                 | Blair Savage       | 3             | 7   | 0        | 0     | 0             | 0   | 0    | 4   | 4             | 2  | 6        | 4  | 2  | 0   | 24  |     |  |  |
| 25                                 | Sally Moore        | 1             | 4   | 0        | 0     | 3             | 4   | 3    | 4   | 7             | 2  | 11       | 5  | 1  | 1   | 37  |     |  |  |
| 50                                 | Delmonica DeHorney | 14            | 19  | 0        | 0     | 5             | 8   | 3    | 3   | 6             | 3  | 33       | 0  | 2  | 1   | 38  |     |  |  |
| 11                                 | Amber Nicholas     | 4             | 9   | 1        | 2     | 5             | 5   | 0    | 3   | 3             | 2  | 14       | 6  | 5  | 4   | 35  |     |  |  |
| 33                                 | Christi Willison   | 1             | 3   | 0        | 0     | 0             | 0   | 2    | 1   | 3             | 1  | 2        | 3  | 3  | 1   | 38  |     |  |  |
| 14                                 | Sha Hopson         | 4             | 10  | 1        | 3     | 0             | 0   | 0    | 0   | 4             | 9  |          | 0  | 3  | 2   | 19  |     |  |  |
| 15                                 | Yolanda Dickson    | 0             | 0   | 0        | 0     |               |     |      |     |               |    |          |  |    |     |     |     |  |  |
| 20                                 | Angie Gore         | 0             | 0   | 0        | 0     | 0             | 0   | 0    | 1   | 1             | 1  | 0        | 1  | 0  | 0   | 7   |     |  |  |
| 22                                 | Shea Henderson     |               |     |          |       |               |     |      |     |               |    |          |  |    |     |     | 0   |  |  |
| 24                                 | Allison Twigg      |               |     |          |       |               |     |      |     |               |    |          |  |    |     |     | 0   |  |  |
| 40                                 | Jarret Moore       |               |     |          |       |               |     |      |     |               |    |          |  |    |     |     | 0   |  |  |
| 41                                 | Allison Muldrew    |               |     |          |       |               |     |      |     |               |    |          |  |    |     |     | 0   |  |  |
| 42                                 | Michelle Thacker   |               |     |          |       |               |     |      |     |               |    |          |  |    |     |     | 0   |  |  |
| 52                                 | Deborah Crosby     |               |     |          |       |               |     |      |     |               |    |          |  |    |     |     | 0   |  |  |
| TEAM REBOUNDS (included in Totals) |                    |               |     |          |       |               |     |      |     |               |    |          | 5  |    |     |     |     |  |  |
| TOTALS                             |                    | 30            | 57  | 2        | 5     | 13            | 14  | 8    | 16  | 24            | 15 | 75       | 19   | 18 | 2   | 19  | 200 |  |  |
| TOTAL FG % 1st Half                |                    | 16/37 = 43.2% |     | 2nd Half |       | 14/20 = 70%   |     | Game |     | 30/57 = 52.6% |    | Deadball |  |    |     |     |     |  |  |
| 3-PT FG % 1st Half                 |                    | 0/0 = 0%      |     | 2nd Half |       | 2/5 = 40%     |     | Game |     | 2/5 = 40%     |    | Rebounds |  |    |     |     |     |  |  |
| FT % 1st Half                      |                    | 7/10 = 70%    |     | 2nd Half |       | 6/7 = 85.7%   |     | Game |     | 13/17 = 76.4% |    |          |  |    |     |     |     |  |  |
| OFFICIALS:                         |                    |               |     |          |       |               |     |      |     |               |    |          |  |    |     |     |     |  |  |
| June Courteau                      |                    |               |     |          |       |               |     |      |     |               |    |          |  |    |     |     |     |  |  |
| Scott Varbrough                    |                    |               |     |          |       |               |     |      |     |               |    |          |  |    |     |     |     |  |  |
| Technical Fouls: None              |                    |               |     |          |       |               |     |      |     |               |    |          |  |    |     |     |     |  |  |
| SCORE BY PERIODS                   |                    |               |     |          |       |               |     |      |     |               |    |          |  |    |     |     |     |  |  |
| 1st H                              | 2nd H              | OT            | OT  | FINAL    |       |               |     |      |     |               |    |          |  |    |     |     |     |  |  |
| Lamar                              | 48                 | 43            |     | 91       |       |               |     |      |     |               |    |          |  |    |     |     |     |  |  |
| Arkansas                           | 39                 | 36            |     | 75       |       |               |     |      |     |               |    |          |  |    |     |     |     |  |  |



# NCAA TOURNAMENT RECORDS

OFFICIAL NCAA, BASKETBALL BOX SCORE Date 3-14-90 Site Fayetteville, Ark.

VISITORS (Last name, first) (Indicate starters with an asterisk)

| No.  | NAME                | Total FG |     | 3-point |     | FT | FTA | Rebounds |     | PF | TP | A  | TO | BLK | S  | MIN |
|--|---------------------|----------|-----|---------|-----|----|-----|----------|-----|----|----|----|----|-----|----|-----|
|  |                     | FG       | FGA | FG      | FGA |    |     | Off      | Def |    |    |    |    |     |    |     |
| 13   | ROULIER, Rachelle   | 2        | 5   | 1       | 3   | 2  | 2   | 0        | 1   | 1  | 7  | 0  | 4  | 0   | 0  | 18  |
| 20   | STEPHENS, Rahama    | 7        | 20  | 0       | 2   | 2  | 2   | 1        | 1   | 2  | 16 | 0  | 4  | 0   | 0  | 35  |
| 24   | WOODTON, Michale    | 1        | 5   | 0       | 0   | 2  | 2   | 1        | 1   | 2  | 10 | 1  | 3  | 0   | 0  | 41  |
| 30   | MOSMAN, DeDe        | 5        | 9   | 3       | 5   | 0  | 0   | 0        | 2   | 2  | 13 | 1  | 2  | 0   | 2  | 40  |
| 32   | KANRATH, Lynn       | 3        | 3   | 0       | 0   | 0  | 0   | 0        | 1   | 1  | 4  | 0  | 2  | 0   | 0  | 11  |
| 33   | VanEMBRIOS, Sandra  | 6        | 14  | 0       | 1   | 1  | 1   | 4        | 6   | 10 | 13 | 4  | 5  | 1   | 6  | 37  |
| 43   | YUNING, Nicole      | 1        | 4   | 0       | 0   | 0  | 0   | 4        | 0   | 4  | 2  | 0  | 1  | 0   | 0  | 5   |
| 50   | BOULDIN, Sheri      | 3        | 6   | 0       | 0   | 7  | 11  | 5        | 5   | 10 | 3  | 2  | 2  | 1   | 0  | 32  |
| TEAM REBOUNDS (included in Totals)   |                     |          |     |         |     |    |     |          |     |    |    |    |    |     |    |     |
| TOTALS 28 46 4 11 20 28 15 17 38 21 80 8 23 2 8 225  |                     |          |     |         |     |    |     |          |     |    |    |    |    |     |    |     |
| TOTAL FG %: 1st half 13/35 37.1% 2nd half 15/30 50% Game 28/65 43.1% Deadball rebounds 4                                 |                     |          |     |         |     |    |     |          |     |    |    |    |    |     |    |     |
| 3-PT. FG %: 1st half 0/1 0% 2nd half 0/0 0% Game 0/1 0% FT %: 1st half 10/12 83.3% 2nd half 10/16 62.5% Game 20/28 71.4% |                     |          |     |         |     |    |     |          |     |    |    |    |    |     |    |     |
| No.  | NAME                | Total FG |     | 3-point |     | FT | FTA | Rebounds |     | PF | TP | A  | TO | BLK | S  | MIN |
|  |                     | FG       | FGA | FG      | FGA |    |     | Off      | Def |    |    |    |    |     |    |     |
| 11   | NICHOLAS, Amber     | 8        | 16  | 4       | 6   | 2  | 2   | 2        | 5   | 7  | 22 | 7  | 2  | 0   | 1  | 35  |
| 20   | GORE, Angie         | 1        | 1   | 0       | 0   | 0  | 0   | 0        | 0   | 1  | 2  | 0  | 0  | 0   | 0  | 2   |
| 21   | JACKSON, Juliet     | 5        | 14  | 0       | 1   | 3  | 4   | 3        | 2   | 3  | 13 | 8  | 2  | 0   | 2  | 31  |
| 24   | GOSHEN, Marla       | 1        | 1   | 0       | 0   | 0  | 0   | 1        | 0   | 1  | 0  | 2  | 0  | 0   | 0  | 2   |
| 25   | MOORE, Sally        | 1        | 4   | 0       | 0   | 3  | 3   | 6        | 3   | 2  | 7  | 3  | 1  | 3   | 34 |     |
| 30   | SAVAGE, Blair       | 10       | 15  | 0       | 0   | 1  | 2   | 2        | 3   | 5  | 4  | 21 | 6  | 5   | 0  | 38  |
| 33   | WILLSON, Christi    | 1        | 3   | 0       | 0   | 4  | 4   | 0        | 4   | 4  | 6  | 1  | 6  | 0   | 1  | 33  |
| 40   | MOORE, Janet        |          |     |         |     |    |     |          |     |    |    |    |    |     |    |     |
| 50   | DeHORNEY, Delmonica | 7        | 13  | 0       | 0   | 8  | 11  | 2        | 5   | 7  | 32 | 0  | 1  | 0   | 0  | 45  |
| 52   | CROSBY, Deborah     | 0        | 0   | 0       | 0   | 0  | 0   | 0        | 0   | 2  | 0  | 1  | 0  | 0   | 0  | 5   |
| TEAM REBOUNDS (included in Totals)   |                     |          |     |         |     |    |     |          |     |    |    |    |    |     |    |     |
| TOTALS 34 67 4 7 18 26 13 22 41 22 90 26 19 9 9 225  |                     |          |     |         |     |    |     |          |     |    |    |    |    |     |    |     |
| TOTAL FG %: 1st half 12/26 46.1% 2nd half 22/41 53.7% Game 34/67 50.1% Deadball rebounds 3                               |                     |          |     |         |     |    |     |          |     |    |    |    |    |     |    |     |
| 3-PT. FG %: 1st half 0/1 0% 2nd half 0/0 0% Game 0/1 0% FT %: 1st half 6/11 54.5% 2nd half 12/15 80% Game 18/26 69.2%    |                     |          |     |         |     |    |     |          |     |    |    |    |    |     |    |     |
| UCLA   | 37                  | 38       | 5   |         | 80  |    |     |          |     |    |    |    |    |     |    |     |
| ARKANSAS   | 30                  | 45       | 15  |         | 90  |    |     |          |     |    |    |    |    |     |    |     |

OFFICIAL NCAA BASKETBALL BOX SCORE NCAA WEST REGIONAL -- SECOND-ROUND GAME Date 3/18/90 Site Ga. Coliseum - Athens, Ga.

VISITORS (Last Name, First)

| No.  | NAME               | Total FG |     | 3-point |     | FT | FTA | Rebounds |     | PF | TP | A  | TO | BLK | S | MIN |
|--|--------------------|----------|-----|---------|-----|----|-----|----------|-----|----|----|----|----|-----|---|-----|
|  |                    | FG       | FGA | FG      | FGA |    |     | Off      | Def |    |    |    |    |     |   |     |
| 0  | Blair SAVAGE       | 1        | 4   | 0       | 0   | 0  | 0   | 1        | 4   | 5  | 2  | 8  | 6  | 6   | 0 | 31  |
| 1  | Christi WILLSON    | 2        | 5   | 0       | 0   | 0  | 0   | 0        | 4   | 4  | 1  | 4  | 3  | 1   | 0 | 24  |
| 2  | Delmonica DeHORNEY | 6        | 6   | 0       | 0   | 5  | 7   | 1        | 6   | 7  | 4  | 17 | 0  | 0   | 0 | 25  |
| 3  | Amber NICHOLAS     | 7        | 11  | 3       | 3   | 4  | 4   | 2        | 4   | 6  | 1  | 21 | 3  | 1   | 0 | 39  |
| 4  | Juliet JACKSON     | 12       | 19  | 0       | 1   | 6  | 9   | 0        | 5   | 5  | 0  | 30 | 3  | 4   | 0 | 40  |
| 5  | Angie GORE         | 0        | 0   | 0       | 0   | 1  | 2   | 0        | 1   | 1  | 0  | 1  | 0  | 1   | 0 | 2   |
| 6  | Marla GOSHEN : DNP |          |     |         |     |    |     |          |     |    |    |    |    |     |   |     |
| 7  | Sally MOORE        | 0        | 2   | 0       | 0   | 0  | 2   | 1        | 2   | 3  | 1  | 0  | 1  | 1   | 0 | 17  |
| 8  | Coretta CHENAULT   | 0        | 2   | 0       | 0   | 0  | 0   | 0        | 0   | 3  | 0  | 0  | 0  | 1   | 0 | 7   |
| 9  | Janet MOORE        |          |     |         |     |    |     |          |     |    |    |    |    |     |   |     |
| 10   | Deborah CROSBY     | 0        | 1   | 0       | 0   | 0  | 0   | 0        | 1   | 1  | 0  | 0  | 1  | 0   | 0 | 15  |
| TEAM REBOUNDS (included in Totals)   |                    |          |     |         |     |    |     |          |     |    |    |    |    |     |   |     |
| TOTALS 31 54 3 4 16 24 8 30 38 12 81 17 15 1 9 200   |                    |          |     |         |     |    |     |          |     |    |    |    |    |     |   |     |
| TOTAL FG %: 1st Half 21-28 75.0% 2nd Half 10-26 38.5% Game 31-54 57.4% Deadball Rebounds 2                                     |                    |          |     |         |     |    |     |          |     |    |    |    |    |     |   |     |
| 3-PT. FG %: 1st Half 2-3 66.7% 2nd Half 1-1 100% Game 3-4 75.0% FT %: 1st Half 3-4 75.0% 2nd Half 13-20 65.0% Game 16-20 80.0% |                    |          |     |         |     |    |     |          |     |    |    |    |    |     |   |     |
| No.  | NAME               | Total FG |     | 3-point |     | FT | FTA | Rebounds |     | PF | TP | A  | TO | BLK | S | MIN |
|  |                    | FG       | FGA | FG      | FGA |    |     | Off      | Def |    |    |    |    |     |   |     |
| 1  | Lady HARDMON       | 2        | 11  | 1       | 2   | 0  | 0   | 3        | 2   | 5  | 2  | 5  | 4  | 2   | 0 | 136 |
| 2  | Stacey FORD        | 6        | 8   | 0       | 0   | 3  | 4   | 5        | 1   | 6  | 4  | 15 | 1  | 2   | 0 | 28  |
| 3  | Tammye JENKINS     | 8        | 22  | 0       | 0   | 3  | 3   | 7        | 9   | 16 | 3  | 19 | 1  | 4   | 1 | 37  |
| 4  | Sharon BALDWIN     | 4        | 12  | 0       | 4   | 0  | 0   | 1        | 4   | 5  | 3  | 8  | 1  | 0   | 2 | 130 |
| 5  | Adrienne SHULER    | 4        | 9   | 0       | 0   | 0  | 0   | 3        | 2   | 5  | 4  | 8  | 2  | 2   | 0 | 427 |
| 6  | Angela DAVIS       |          |     |         |     |    |     |          |     |    |    |    |    |     |   |     |
| 7  | Lisa KENDRICK      |          |     |         |     |    |     |          |     |    |    |    |    |     |   |     |
| 8  | Camille LOWE       | 1        | 5   | 1       | 2   | 0  | 0   | 0        | 0   | 0  | 2  | 3  | 3  | 0   | 0 | 11  |
| 9  | Jessica BARR       | 0        | 0   | 0       | 0   | 0  | 0   | 0        | 0   | 0  | 0  | 0  | 0  | 0   | 0 | 1   |
| 10   | Miriam LOWE        |          |     |         |     |    |     |          |     |    |    |    |    |     |   |     |
| 11   | Kim BERRY          | 4        | 12  | 4       | 12  | 0  | 0   | 0        | 1   | 1  | 1  | 12 | 0  | 2   | 0 | 18  |
| 12   | Tena DEVORE        |          |     |         |     |    |     |          |     |    |    |    |    |     |   |     |
| 13   | Sherelle WARREN    | 0        | 3   | 0       | 0   | 0  | 0   | 1        | 3   | 4  | 3  | 0  | 0  | 0   | 0 | 12  |
| TEAM REBOUNDS (included in Totals)   |                    |          |     |         |     |    |     |          |     |    |    |    |    |     |   |     |
| TOTALS 29 82 6 20 6 7 22 22 45 22 70 12 12 3 9 200   |                    |          |     |         |     |    |     |          |     |    |    |    |    |     |   |     |
| TOTAL FG %: 1st Half 17-44 38.6% 2nd Half 12-38 31.6% Game 29-82 35.4% Deadball Rebounds 0                                     |                    |          |     |         |     |    |     |          |     |    |    |    |    |     |   |     |
| 3-PT. FG %: 1st Half 4-10 40% 2nd Half 3-10 30% Game 7-20 35.0% FT %: 1st Half 3-3 100% 2nd Half 3-4 75.0% Game 6-7 85.7%      |                    |          |     |         |     |    |     |          |     |    |    |    |    |     |   |     |
| ARKANSAS   | 47                 | 34       |     |         | 81  |    |     |          |     |    |    |    |    |     |   |     |
| GEORGIA  | 41                 | 29       |     |         | 70  |    |     |          |     |    |    |    |    |     |   |     |

## 1990 NCAA REGIONAL FINALS (48 teams)

March 14, 1990 | Barnhill Arena  
Fayetteville, Ark. | First Round

Arkansas 90, UCLA 80

The Razorbacks earned selection to the field of 48 for the 1990 NCAA Tournament. Amber Nicholas dropped in 22 points and Arkansas got 21 from Blair Savage as the Razorbacks defeated UCLA in the first round of the 1990 NCAA Tournament. Arkansas out-shot the Bruins, 50.1 - 43.1, and out-rebounded UCLA, 4-38, in the win.

March 18, 1990 | Stegeman Coliseum  
Athens, Ga. | Second Round

Arkansas 81, Georgia 70

After defeating UCLA in the first round, the Razorbacks traveled to Athens, Ga., taking on a future SEC opponent in the Lady Bulldogs. Arkansas' offense continued to shoot well at a 57.4 clip and the Razorbacks out-rebounded Georgia, 38-22, to advance. Senior Juliet Jackson had 30 points and Delmonica DeHorney added 17 for the Razorbacks in the win.

March 22, 1990 | Maples Pavilion





# NCAA TOURNAMENT RECORDS

| OFFICIAL NCAA BASKETBALL BOX SCORE                |                     |    |     |         |    |     |             |    |    |                                |    |     |    |    |
|---|---------------------|----|-----|---------|----|-----|-------------|----|----|--------------------------------|----|-----|----|----|
| VISITORS (Last Name, First)                       |                     |    |     |         |    |     |             |    |    |                                |    |     |    |    |
| No.   | Player              | FG | FGA | 3-point | FT | FTA | Rebounds    | PF | TP | A                              | TO | BLK | S  | MI |
|   |                     |    |     |         |    |     | Off Def Tot |    |    |                                |    |     |    |    |
| 3   | S.F. Austin (88-3)  | 3  | 5   | 0       | 0  | 1   | 2           | 3  | 2  | 5                              | 2  | 7   | 2  | 1  |
| 3   | Peay, Melissa       | 1  | 3   | 0       | 0  | 2   | 4           | 2  | 3  | 5                              | 1  | 22  | 2  | 1  |
| 34  | Cole, Connie        | 1  | 10  | 2       | 0  | 0   | 0           | 0  | 0  | 0                              | 0  | 0   | 0  | 0  |
| 55  | Hill, Portia        | 0  | 17  | 2       | 0  | 1   | 5           | 5  | 6  | 4                              | 10 | 4   | 39 | 1  |
| 4   | Brown, Stacy        | 2  | 3   | 0       | 0  | 0   | 0           | 0  | 1  | 1                              | 2  | 4   | 4  | 4  |
| 14  | Reed, Dayna         | 3  | 10  | 2       | 4  | 0   | 0           | 0  | 0  | 0                              | 2  | 8   | 7  | 1  |
| 30  | Parker, Deneen      | 0  | 0   | 0       | 0  | 0   | 0           | 0  | 0  | 0                              | 0  | 0   | 0  | 1  |
| 24  | Jackson, Stacey     | 1  | 3   | 0       | 1  | 0   | 0           | 1  | 1  | 2                              | 3  | 2   | 1  | 1  |
| 50  | Davis, Lori         | 0  | 0   | 0       | 0  | 0   | 0           | 0  | 0  | 0                              | 1  | 0   | 0  | 0  |
| 25  | Tillis, Trenia      | 0  | 0   | 0       | 0  | 0   | 0           | 0  | 0  | 0                              | 0  | 0   | 0  | 2  |
| TEAM REBOUNDS (included in Totals)                |                     |    |     |         |    |     |             |    |    | 4 1 5                          |    |     |    |    |
| TOTALS  |                     |    |     |         |    |     |             |    |    | 36 75 2 6 8 11 16 12 33 15 82  |    |     |    |    |
| TOTAL FG %: 1st Half 22-34 .647                   |                     |    |     |         |    |     |             |    |    | 2nd Half 14-41 .341            |    |     |    |    |
| 3-PT. FG %: 1st Half 2-2 1.000                    |                     |    |     |         |    |     |             |    |    | 2nd Half 0-4 .000              |    |     |    |    |
| FT %: 1st Half 2-3 .667                           |                     |    |     |         |    |     |             |    |    | 2nd Half 6-8 .750              |    |     |    |    |
| Game 36-75 .480                                   |                     |    |     |         |    |     |             |    |    | Game 2-6 .333                  |    |     |    |    |
| Game 2-3 .667                                     |                     |    |     |         |    |     |             |    |    | Game 8-11 .727                 |    |     |    |    |
| Deadball Rebounds 2                               |                     |    |     |         |    |     |             |    |    |                                |    |     |    |    |
| HOME (Last Name, First)                           |                     |    |     |         |    |     |             |    |    |                                |    |     |    |    |
| No.   | Player              | FG | FGA | 3-point | FT | FTA | Rebounds    | PF | TP | A                              | TO | BLK | S  | MI |
|   |                     |    |     |         |    |     | Off Def Tot |    |    |                                |    |     |    |    |
| 30  | Savage, Blair       | 7  | 10  | 0       | 0  | 1   | 2           | 3  | 5  | 8                              | 15 | 6   | 5  | 0  |
| 33  | Wilson, Christi     | 2  | 5   | 0       | 0  | 0   | 0           | 2  | 1  | 3                              | 1  | 4   | 3  | 1  |
| 50  | DeHorney, Delmonica | 14 | 16  | 0       | 0  | 4   | 5           | 3  | 4  | 7                              | 3  | 32  | 0  | 4  |
| 11  | Nicholas, Amber     | 5  | 11  | 4       | 6  | 4   | 4           | 0  | 3  | 3                              | 2  | 15  | 12 | 4  |
| 21  | Jackson, Juliet     | 6  | 14  | 0       | 0  | 2   | 2           | 3  | 2  | 5                              | 1  | 14  | 4  | 1  |
| 31  | Chenault, Coretta   | 1  | 2   | 0       | 0  | 0   | 0           | 1  | 1  | 2                              | 2  | 2   | 0  | 1  |
| 25  | Moore, Sally        | 1  | 1   | 0       | 0  | 0   | 0           | 0  | 5  | 5                              | 1  | 2   | 4  | 0  |
| TEAM REBOUNDS (included in Totals)                |                     |    |     |         |    |     |             |    |    | 0 3 3                          |    |     |    |    |
| TOTALS  |                     |    |     |         |    |     |             |    |    | 36 59 4 6 11 13 12 24 36 13 57 |    |     |    |    |
| TOTAL FG %: 1st Half 17-31 .548                   |                     |    |     |         |    |     |             |    |    | 2nd Half 19-28 .679            |    |     |    |    |
| 3-PT. FG %: 1st Half 1-2 .500                     |                     |    |     |         |    |     |             |    |    | 2nd Half 3-4 .750              |    |     |    |    |
| FT %: 1st Half 2-2 1.000                          |                     |    |     |         |    |     |             |    |    | 2nd Half 9-11 .818             |    |     |    |    |
| Game 4-6 .667                                     |                     |    |     |         |    |     |             |    |    | Game 11-13 .846                |    |     |    |    |
| Deadball Rebounds 1                               |                     |    |     |         |    |     |             |    |    |                                |    |     |    |    |
| OFFICIALS: Ref. John Merningstar Ump. Vicki Davis |                     |    |     |         |    |     |             |    |    |                                |    |     |    |    |
| Technical Fouls: 0                                |                     |    |     |         |    |     |             |    |    |                                |    |     |    |    |
| SCORE BY PERIODS 1st H. 2nd H. OT OT FINAL        |                     |    |     |         |    |     |             |    |    |                                |    |     |    |    |
| S.F. Austin 48 34 82                              |                     |    |     |         |    |     |             |    |    |                                |    |     |    |    |
| Arkansas 37 50 87                                 |                     |    |     |         |    |     |             |    |    |                                |    |     |    |    |

OFFICIAL NCAA BASKETBALL BOX SCORE

DATE Mar. 24 SITE Maples Pavilion

VISITORS (Last Name, First)

| No.                                | Player              | FG | FGA | 3-point | FT | FTA | Rebounds | PF | TP | A                              | TO | BLK | S  | MI |
|------------------------------------|---------------------|----|-----|---------|----|-----|----------|----|----|--------------------------------|----|-----|----|----|
| 30                                 | Arkansas (25-5)     | 2  | 4   | 0       | 0  | 2   | 2        | 1  | 4  | 3                              | 6  | 0   | 1  | 0  |
| 30                                 | Savage, Blair       | 1  | 4   | 0       | 0  | 0   | 0        | 1  | 1  | 2                              | 0  | 2   | 4  | 5  |
| 33                                 | Wilson, Christi     | 1  | 4   | 0       | 0  | 0   | 0        | 1  | 1  | 2                              | 0  | 2   | 0  | 1  |
| 50                                 | DeHorney, Delmonica | 15 | 22  | 0       | 0  | 9   | 13       | 3  | 5  | 8                              | 5  | 39  | 0  | 1  |
| 11                                 | Nicholas, Amber     | 1  | 3   | 0       | 0  | 2   | 2        | 2  | 3  | 5                              | 2  | 4   | 13 | 6  |
| 21                                 | Jackson, Juliet     | 3  | 6   | 0       | 0  | 1   | 2        | 1  | 0  | 1                              | 4  | 7   | 1  | 1  |
| 35                                 | Moore, Sally        | 1  | 5   | 0       | 0  | 2   | 2        | 4  | 3  | 7                              | 1  | 4   | 5  | 3  |
| 31                                 | Chenault, Coretta   | 6  | 10  | 0       | 0  | 2   | 4        | 2  | 1  | 3                              | 4  | 14  | 1  | 2  |
| 52                                 | Crosby, Deborah     | 2  | 2   | 0       | 0  | 0   | 0        | 2  | 0  | 0                              | 1  | 4   | 0  | 0  |
| 20                                 | Gore, Angie         | 2  | 2   | 0       | 0  | 0   | 0        | 2  | 2  | 0                              | 4  | 1   | 0  | 0  |
| 23                                 | Gashuen, Marla      | 1  | 2   | 1       | 2  | 0   | 0        | 0  | 0  | 0                              | 1  | 3   | 1  | 0  |
| 40                                 | Moore, Janet        | 0  | 0   | 0       | 0  | 0   | 0        | 0  | 0  | 0                              | 0  | 0   | 0  | 0  |
| TEAM REBOUNDS (included in Totals) |                     |    |     |         |    |     |          |    |    | 0 2 2                          |    |     |    |    |
| TOTALS                             |                     |    |     |         |    |     |          |    |    | 34 60 1 2 18 27 14 21 35 21 87 |    |     |    |    |
| TOTAL FG %: 1st Half 12-22 .545    |                     |    |     |         |    |     |          |    |    | 2nd Half 22-38 .579            |    |     |    |    |
| 3-PT. FG %: 1st Half 0-0 .000      |                     |    |     |         |    |     |          |    |    | 2nd Half 1-2 .500              |    |     |    |    |
| FT %: 1st Half 8-10 .800           |                     |    |     |         |    |     |          |    |    | 2nd Half 10-17 .588            |    |     |    |    |
| Game 34-60 .567                    |                     |    |     |         |    |     |          |    |    | Game 1-2 .500                  |    |     |    |    |
| Game 18-27 .667                    |                     |    |     |         |    |     |          |    |    | Game 18-27 .667                |    |     |    |    |
| Deadball Rebounds 2                |                     |    |     |         |    |     |          |    |    |                                |    |     |    |    |

HOME (Last Name, First)

| No.                                | Player            | FG | FGA | 3-point | FT | FTA | Rebounds | PF | TP | A                                 | TO | BLK | S  | MI |
|------------------------------------|-------------------|----|-----|---------|----|-----|----------|----|----|-----------------------------------|----|-----|----|----|
| 44                                 | Stanford (30-1)   | 7  | 8   | 0       | 0  | 6   | 6        | 0  | 4  | 4                                 | 3  | 20  | 2  | 1  |
| 23                                 | Stedding, Katy    | 6  | 11  | 4       | 5  | 1   | 2        | 5  | 2  | 7                                 | 5  | 17  | 2  | 0  |
| 30                                 | Stevens, Trisha   | 1  | 23  | 0       | 1  | 2   | 6        | 2  | 4  | 6                                 | 4  | 24  | 4  | 2  |
| 34                                 | Hennings, Sonya   | 4  | 5   | 0       | 0  | 0   | 0        | 2  | 0  | 2                                 | 3  | 8   | 13 | 2  |
| 10                                 | Bazzi, Jennifer   | 7  | 10  | 5       | 8  | 1   | 1        | 0  | 3  | 3                                 | 2  | 20  | 10 | 0  |
| 54                                 | Whiting, Val      | 4  | 7   | 0       | 0  | 3   | 4        | 2  | 4  | 6                                 | 4  | 11  | 1  | 0  |
| 41                                 | Parson, Stacy     | 3  | 5   | 0       | 0  | 0   | 0        | 2  | 0  | 2                                 | 2  | 6   | 1  | 1  |
| 11                                 | Richards, Martha  | 2  | 4   | 1       | 2  | 0   | 0        | 2  | 1  | 3                                 | 1  | 5   | 3  | 1  |
| 31                                 | MacMurdo, Chris   | 1  | 2   | 0       | 0  | 1   | 4        | 2  | 0  | 2                                 | 0  | 3   | 0  | 0  |
| 15                                 | Gradenbour, Molly | 0  | 1   | 0       | 0  | 0   | 0        | 1  | 0  | 1                                 | 2  | 0   | 1  | 1  |
| 42                                 | Taylor, Angela    | 0  | 1   | 0       | 0  | 0   | 0        | 0  | 0  | 0                                 | 0  | 0   | 0  | 1  |
| TEAM REBOUNDS (included in Totals) |                   |    |     |         |    |     |          |    |    | 0 1 1                             |    |     |    |    |
| TOTALS                             |                   |    |     |         |    |     |          |    |    | 45 77 10 16 14 23 18 19 37 36 114 |    |     |    |    |
| TOTAL FG %: 1st Half 24-38 .632    |                   |    |     |         |    |     |          |    |    | 2nd Half 21-39 .538               |    |     |    |    |
| 3-PT. FG %: 1st Half 5-7 .714      |                   |    |     |         |    |     |          |    |    | 2nd Half 5-9 .556                 |    |     |    |    |
| FT %: 1st Half 4-5 .800            |                   |    |     |         |    |     |          |    |    | 2nd Half 10-18 .556               |    |     |    |    |
| Game 45-77 .584                    |                   |    |     |         |    |     |          |    |    | Game 24-36 .667                   |    |     |    |    |
| Game 24-36 .667                    |                   |    |     |         |    |     |          |    |    | Game 24-36 .667                   |    |     |    |    |
| Deadball Rebounds 2                |                   |    |     |         |    |     |          |    |    |                                   |    |     |    |    |

OFFICIAL: Ref. June Cortez, Ump. Doug Chud

Technical Fouls

| SCORE BY PERIODS | 1st H. | 2nd H. | OT | OT | TOTAL |
|------------------|--------|--------|----|----|-------|
| Arkansas         | 32     | 55     |    |    | 87    |
| Stanford         | 57     | 57     |    |    | 114   |



# NCAA TOURNAMENT RECORDS

| OFFICIAL NCAA BASKETBALL BOX SCORE                                |    |     |     |      |    |     |             |    |    |    |    |     |    |     |
|---|----|-----|-----|------|----|-----|-------------|----|----|----|----|-----|----|-----|
| Date <u>MAR 13, '89</u> Site <u>W. LAFAYETTE, IN</u>              |    |     |     |      |    |     |             |    |    |    |    |     |    |     |
| VISITORS (Last Name, First)                                       |    |     |     |      |    |     |             |    |    |    |    |     |    |     |
| No.   | FG | FGA | 3pt | 3ptA | FT | FTA | Rebounds    | PF | TP | A  | TO | BLK | S  | MIN |
|   |    |     |     |      |    |     | Off Def Tot |    |    |    |    |     |    |     |
| 22 <u>ARKANSAS</u>  |    |     |     |      |    |     |             |    |    |    |    |     |    |     |
| 1 <u>MARTIN, LISA</u>   | 3  | 11  | 1   | 4    |    |     |             |    | 3  | 7  |    |     |    | 27  |
| 1 <u>WALLACE, SHELLEY (11-44)</u>                                 | 5  | 16  |     |      | 1  | 1   | 4           | 6  | 10 | 5  | 11 |     |    | 38  |
| 42 <u>LEWIS, ROYAN</u>  | 6  | 11  |     |      |    |     | 2           | 1  | 3  | 4  | 12 |     |    | 28  |
| 3 <u>WILSON, DONNA</u>  | 1  | 1   |     |      |    |     |             | 1  | 1  | 1  | 2  |     |    | 14  |
| 21 <u>JACKSON, JUNEAT</u>   | 3  | 4   |     |      |    |     | 1           | 1  | 2  | 1  | 6  |     |    | 23  |
| 11 <u>NICHOLAS, AMBER</u>   | 5  | 11  |     |      | 1  | 2   | 3           | 1  | 2  | 3  | 4  |     |    | 31  |
| 50 <u>DE HORNAY, DELMONICA</u>                                    | 4  | 5   |     |      | 3  | 5   | 1           | 3  | 4  | 3  | 11 |     |    | 26  |
| 32 <u>PACK, SUE</u>   | 1  | 4   |     |      |    |     |             | 3  | 3  | 1  | 2  |     |    | 5   |
| 31 <u>CHENAULT, COSETTA</u>                                       |    |     |     |      |    |     | 2           | 2  |    |    |    |     |    | 4   |
| 20 <u>GORE, ANALE</u>   |    |     |     |      |    |     |             |    |    |    |    |     |    | 2   |
| 40 <u>DICKERSON, FAYE</u>   |    |     |     |      |    |     | 2           |    |    |    |    |     |    | 2   |
| TEAM REBOUNDS (included in Totals)                                |    |     |     |      |    |     |             |    |    | 2  | 2  |     |    |     |
| TOTALS  |    |     |     |      |    |     |             |    |    | 28 | 63 | 1   | 5  | 43  |
| TOTAL FG %: 1st Half (12-30) .400 2nd Half (15-33) .455 Game .444 |    |     |     |      |    |     |             |    |    |    |    |     |    |     |
| 3-PT FG %: 1st Half (1-3) .333 2nd Half (0-2) .000 Game .200      |    |     |     |      |    |     |             |    |    |    |    |     |    |     |
| FT %: 1st Half (2-4) .500 2nd Half (4-9) .444 Game .462           |    |     |     |      |    |     |             |    |    |    |    |     |    |     |
| HOME (Last Name, First)   |    |     |     |      |    |     |             |    |    |    |    |     |    |     |
| No.   | FG | FGA | 3pt | 3ptA | FT | FTA | Rebounds    | PF | TP | A  | TO | BLK | S  | MIN |
|   |    |     |     |      |    |     | Off Def Tot |    |    |    |    |     |    |     |
| 1 <u>PURDUE</u>   |    |     |     |      |    |     |             |    |    |    |    |     |    |     |
| 1 <u>SAUBER, JILL</u>   | 2  | 5   |     |      |    |     | 2           | 2  | 4  | 2  | 4  |     |    | 19  |
| 40 <u>HOLMES, JOY</u>   | 10 | 20  |     |      | 2  | 2   | 4           | 5  | 9  | 1  | 22 |     |    | 35  |
| 23 <u>MATTHEW, RHONDA</u>   | 3  | 3   |     |      | 6  | 8   | 2           | 2  | 4  | 3  | 12 |     |    | 23  |
| 4 <u>MORRIS, TARI</u>   | 5  | 6   |     |      | 4  | 6   | 1           | 1  | 1  | 14 |    |     |    | 33  |
| 22 <u>JOSEPH, MACHAUE</u>   | 9  | 7   |     |      | 10 | 10  | 3           | 5  | 8  | 2  | 24 |     |    | 31  |
| 45 <u>CALAMOUN, JANE</u>  | 1  | 1   |     |      | 2  | 2   | 2           | 2  | 2  | 2  | 18 |     |    | 16  |
| 20 <u>GILL, DONNA</u>   | 2  | 7   |     |      | 2  | 3   | 4           | 7  | 1  | 4  |    |     |    | 18  |
| 12 <u>BROOKS, ERIKA</u>   | 3  | 5   |     |      | 1  | 3   | 4           | 1  | 1  | 2  | 1  |     |    | 4   |
| 55 <u>JAMMOTTE, JULIAHNN</u>                                      | 1  |     |     |      |    |     | 2           | 2  | 2  |    |    |     |    | 2   |
| 42 <u>VAUGHAN, VODI</u>   | 1  |     |     |      |    |     |             |    |    |    |    |     |    |     |
| TEAM REBOUNDS (included in Totals)                                |    |     |     |      |    |     |             |    |    | 3  | 1  | 4   |    |     |
| TOTALS  |    |     |     |      |    |     |             |    |    | 33 | 65 | 1   | 25 | 91  |
| TOTAL FG %: 1st Half (12-35) .343 2nd Half (16-30) .533 Game .458 |    |     |     |      |    |     |             |    |    |    |    |     |    |     |
| 3-PT FG %: 1st Half (0-1) .000 2nd Half (0-0) .000 Game .000      |    |     |     |      |    |     |             |    |    |    |    |     |    |     |
| FT %: 1st Half (4-8) .500 2nd Half (21-26) .808 Game .735         |    |     |     |      |    |     |             |    |    |    |    |     |    |     |
| OFFICIALS: MARY NOVITZ, CATIN CAMPBELL                            |    |     |     |      |    |     |             |    |    |    |    |     |    |     |
| Technical Fouls: ARKANSAS BENCH (1)                               |    |     |     |      |    |     |             |    |    |    |    |     |    |     |
| At attendance: 3,676  |    |     |     |      |    |     |             |    |    |    |    |     |    |     |
| SCORE BY PERIODS  |    |     |     |      |    |     |             |    |    |    |    |     |    |     |
| 1st H. 2nd H. OT OT FINAL   |    |     |     |      |    |     |             |    |    |    |    |     |    |     |
| ARKANSAS 29 34 63   |    |     |     |      |    |     |             |    |    |    |    |     |    |     |
| PURDUE 38 53 91   |    |     |     |      |    |     |             |    |    |    |    |     |    |     |

| OFFICIAL NCAA BASKETBALL BOX SCORE                            |     |     |    |     |     |      |             |    |    |    |    |     |    |     |
|---|-----|-----|----|-----|-----|------|-------------|----|----|----|----|-----|----|-----|
| Date <u>MARCH 12, 1990</u> HEARNES CENTER, Columbia, MO       |     |     |    |     |     |      |             |    |    |    |    |     |    |     |
| VISITORS (Last Name, First)                                   |     |     |    |     |     |      |             |    |    |    |    |     |    |     |
| No.   | FG  | FGA | FT | FTA | 3pt | 3ptA | Rebounds    | PF | TP | A  | TO | BLK | S  | MIN |
|   |     |     |    |     |     |      | Off Def Tot |    |    |    |    |     |    |     |
| MISSOURI (20-11)  |     |     |    |     |     |      |             |    |    |    |    |     |    |     |
| DeLong, Kelly   | 2   | 4   | 0  | 0   | 0   | 0    | 1           | 4  |    |    |    |     |    | 14  |
| Ellis, Tracy  | 3   | 6   | 3  | 4   | 1   | 5    | 3           | 9  |    |    |    |     |    | 38  |
| Kelly, Renee  | 1   | 5   | 3  | 4   | 2   | 8    | 4           | 25 |    |    |    |     |    | 30  |
| Kaane, Eileen   | 3   | 5   | 0  | 1   | 0   | 2    | 0           | 6  |    |    |    |     |    | 37  |
| Prophete, Saadie (17)   | 4   | 11  | 4  | 4   | 0   | 2    | 5           | 12 |    |    |    |     |    | 35  |
| Jorgensen, Tonya  | DNP |     |    |     |     |      |             |    |    |    |    |     |    |     |
| LeValley, Maggie  | 0   | 4   | 0  | 0   | 0   | 1    | 2           | 0  |    |    |    |     |    | 11  |
| Ellis, Lisa   | 4   | 10  | 2  | 3   | 2   | 3    | 1           | 10 |    |    |    |     |    | 29  |
| Lucas, Monica   | 0   | 0   | 0  | 0   | 0   | 0    | 0           | 0  |    |    |    |     |    | 4   |
| Gengelbach, Madelyn   | DNP |     |    |     |     |      |             |    |    |    |    |     |    |     |
| Dorler, Renee   | 0   | 1   | 0  | 0   | 0   | 0    | 0           | 0  |    |    |    |     |    | 2   |
| TEAM REBOUNDS (included in Totals)                            |     |     |    |     |     |      |             |    |    | 7  | 16 |     |    |     |
| TOTALS  |     |     |    |     |     |      |             |    |    | 27 | 56 | 12  | 16 | 66  |
| TOTAL FG %: 1st Half 13-30 43.3 2nd Half 15-26 57.7 Game 51.5 |     |     |    |     |     |      |             |    |    |    |    |     |    |     |
| 3-PT FG %: 1st Half 10-13 76.9 2nd Half 2-3 66.7 Game 71.4    |     |     |    |     |     |      |             |    |    |    |    |     |    |     |
| FT %: 1st Half 10-13 76.9 2nd Half 2-3 66.7 Game 71.4         |     |     |    |     |     |      |             |    |    |    |    |     |    |     |
| HOME (Last Name, First)                                       |     |     |    |     |     |      |             |    |    |    |    |     |    |     |
| No.   | FG  | FGA | FT | FTA | 3pt | 3ptA | Rebounds    | PF | TP | A  | TO | BLK | S  | MIN |
|   |     |     |    |     |     |      | Off Def Tot |    |    |    |    |     |    |     |
| ARKANSAS (22-8)   |     |     |    |     |     |      |             |    |    |    |    |     |    |     |
| Burkes, Shelia  | 5   | 8   | 0  | 0   | 1   | 2    | 3           | 10 |    |    |    |     |    | 37  |
| Dawson, Lanell  | 4   | 6   | 1  | 1   | 0   | 3    | 4           | 9  |    |    |    |     |    | 19  |
| Brown, Monica   | 5   | 8   | 2  | 2   | 2   | 5    | 3           | 10 |    |    |    |     |    | 31  |
| Webb, Tracy   | 6   | 17  | 3  | 3   | 3   | 5    | 7           | 27 |    |    |    |     |    | 32  |
| Williams, Debra   | 5   | 9   | 0  | 0   | 1   | 1    | 2           | 10 |    |    |    |     |    | 37  |
| Valley, Lillian   | 0   | 0   | 0  | 0   | 0   | 0    | 0           | 0  |    |    |    |     |    | 5   |
| Daley, Cindy  | 0   | 0   | 0  | 0   | 0   | 0    | 0           | 0  |    |    |    |     |    | 3   |
| Wynn, Hannah Brownyn  | 2   | 3   | 1  | 2   | 2   | 3    | 1           | 5  |    |    |    |     |    | 17  |
| Wallace, Shelly   | 2   | 2   | 0  | 0   | 0   | 3    | 1           | 4  |    |    |    |     |    | 13  |
| TEAM REBOUNDS (included in Totals)                            |     |     |    |     |     |      |             |    |    | 7  |    |     |    |     |
| TOTALS  |     |     |    |     |     |      |             |    |    | 29 | 55 | 17  | 9  | 65  |
| TOTAL FG %: 1st Half 13-29 44.8 2nd Half 16-26 61.5 Game 55.7 |     |     |    |     |     |      |             |    |    |    |    |     |    |     |
| 3-PT FG %: 1st Half 3-4 75.0 2nd Half 4-5 80.0 Game 77.8      |     |     |    |     |     |      |             |    |    |    |    |     |    |     |
| FT %: 1st Half 10-13 76.9 2nd Half 2-3 66.7 Game 71.4         |     |     |    |     |     |      |             |    |    |    |    |     |    |     |
| OFFICIALS: Skip Gill  |     |     |    |     |     |      |             |    |    |    |    |     |    |     |
| Technical Fouls: MISSOURI 34 ARKANSAS 29                      |     |     |    |     |     |      |             |    |    |    |    |     |    |     |
| At attendance: 1336   |     |     |    |     |     |      |             |    |    |    |    |     |    |     |
| SCORE BY PERIODS  |     |     |    |     |     |      |             |    |    |    |    |     |    |     |
| 1st H. 2nd H. OT OT FINAL                                     |     |     |    |     |     |      |             |    |    |    |    |     |    |     |
| MISSOURI 34 32 66   |     |     |    |     |     |      |             |    |    |    |    |     |    |     |
| ARKANSAS 29 36 65   |     |     |    |     |     |      |             |    |    |    |    |     |    |     |

1989 NCAA FIRST ROUND (48 teams)  
March 15, 1989 | Mackey Arena  
West Lafayette, Ind. | First Round

## #5 Purdue 91, Arkansas 63

Fifth-ranked Purdue downed the Razorbacks, 91-63, in the first round of the 1989 NCAA Tournament on their home floor in West Lafayette, Ind. Arkansas had four players in double figures paced by Robyn Irwin and Amber Nicholas with 12 each. Shelley Wallace had a double-double with 11 points and 10 rebounds and Delmonica DeHorney added 11 points for Arkansas in the loss. Purdue was dominate from the free throw line hitting 25-for-34 and shooting 73.5 from the stripe.

1986 NCAA FIRST ROUND (48 teams)  
March 12, 1990 | Hearn Center  
Columbia, Mo. | First Round

## Missouri 66, Arkansas 65

Arkansas' first foray into the NCAA Tournament was short-lived and came against a team that would become a conference rival decades later. The Razorbacks had four players in double figures paced by 17 points from Tracy Webb and 10 each from Sheila Burkes, Monica Brown and Debra Williams.





# NCAA TOURNAMENT TEAMS



## 2020-21

Front row, (l-r): Director of Operations Amber Shirey, Jailyn Mason, Marquesha Davis, Grayce Spangler, Amber Ramirez, Head Coach Mike Neighbors, Makayla Daniels, Avery Hughes, Chelsea Dungee, Destiny Slocum, Associate Head Coach Todd Schaefer. Second row (l-r): Assistant Coach Chantel Osahor, Destinee McGhee, Ginger Reece (transferred), Taylah Thomas, Destinee Oberg, Macy Weaver, Erynn Barnum, Rylee Langerman, Elauna Eaton, Assistant Coach Pauline Love. Third Row (l-r): Director of Video & Scouting Jeff Brazil, Athletic Trainer Simone Rush, Strength Coach Dave Richardson, Director of Player Development C'eira Ricketts, Assistant Strength Coach Emily Bates, Graduate Assistant Jordan Dawkins.



## 2014-2015

Front row (l-r): McKinley Bostad, Kelsey Brooks, Melissa Wolff, Jhasmin Bowen, head coach Jimmy Dykes, Calli Berna, McKenzie Adams, Nicole Bolt, Bria Pitts. Second Row: graduate assistant John Clark, graduate assistant Betsy Adams, assistant coach Christy Smith, assistant coach Tari Cummings, Khadijah West, Joey Bailey, Katie Powell, Jessica Jackson, assistant coach Simeon Hinsey, director of operations Amber Shirey, video coordinator Jeff Brazier. Back row: manager Lindsay Lawrence, manager Joseph Richardson, manager Maggie Bricker, assistant athletic trainer Natalie Trotter, assistant strength coach Todd Barbour, manager Brandon Kirkpatrick, manager Kendall Ruff, manager Amber Earls.



## 2011-12

Front Row (l-r): Keira Peak, Dominique Robinson, Joey Bailey, Quistelle Williams, Sarah Watkins, Ashley Daniels, Jamesha Townsend, Jhasmin Bowen, Kelsey Hatcher, Lyndsay Harris. Back Row (l-r): assistant video coordinator Wyatt Hodges, manager Jacob Tolman, manager Amanda Coughlin, manager Kendall Ruff, athletic trainer Jeremy Brazier, strength coach Todd Barbour, Erin Gatling, C'eira Ricketts, assistant coach Greg Collins, assistant coach Nicki Collen, head coach Tom Collen, assistant coach Tari Cummings, Calli Berna, Julie Inman, video coordinator Jeff Brazil, student assistant Ashlea Williams, Director of Operations Amber Shirey, manager Morgan Myrick, manager Michael Jennings.



# NCAA TOURNAMENT TEAMS



## 2002-03

Front row, from left: freshman Sarah Pfeifer, senior Dana Cherry, senior Kela Peterson, senior Lakishia Harper, senior India Lewis, freshman Rochelle Vaughn, freshman Redd Coleman, freshman Kristin Moore. Back row, from left: manager Britteny Johnson, manager Allison Singleton, associate head coach Vic Schaefer, assistant coach Amber Shirey, sophomore Cara Wright, junior Shameka Christon, junior Katrina Nesby, freshman Ruby Vaden, junior Shanna Harmon, graduate assistant trainer John Parrigon, assistant coach Kelly Bond, administrative assistant Kelley Waters, head coach Gary Blair. Not pictured, trainer Sean Collins, sophomore Kiesha Beard.



## 2001-02

Front row, from left: senior Joy Oakley, senior Carla Rhodes, junior Lakishia Harper, senior Amy Wright, junior Kela Peterson, junior India Lewis, junior Dana Cherry. Back row, from left: student trainer Shane Bjornberg, trainer Sean Collins, mgr. Allison Singleton, associate head coach Vic Schaefer, assistant coach Amber Shirey, sophomore Shanna Harmon, sophomore Shameka Christon, sophomore Katrina Nesby, freshman Kiesha Beard, freshman Cara Wright, assistant coach Kelly Bond, head coach Gary Blair, admn. assistant Kelley Waters, mgr. Kim Markham, mgr. M.J. Keeler.



## 2000-01

Front row, from left: junior Joy Oakley, junior Carla Rhodes, senior Wendi Willits, sophomore Lakishia Harper, junior Amy Wright, sophomore India Lewis, sophomore Dana Cherry, senior Lonniya Bragg. Back row, from left: assistant coach Amber Shirey, student assistant trainer Angie Gottspomer, associate head coach Vic Schaefer, manager Malina Qaddoumi, trainer Sean Collins, freshman Sarah Lundberg, senior Celia Anderson, freshman Katrina Nesby, freshman Kiesha Beard, freshman Shameka Christon, freshman Shanna Harmon, head coach Gary Blair, adm. assistant Mike Neighbors, manager Amira Qaddoumi, assistant coach Kelly Bond.



# NCAA TOURNAMENT TEAMS



## 1997-98

Front row, from left: junior post Tennille Adams, freshman guard Lonniya Bragg, freshman guard Wendi Willits, junior guard Sytia Messer, junior guard Carrie Satterfield, junior guard Kamara Stancle, senior point guard Christy Smith, senior forward Tiffany Wright, junior post Brandi Whitehead. Back row, from left, assistant coach Vic Schaefer, assistant coach Amber Nicholas, trainer Kris Ring, stud. trainer Sheryl Taylor, manager Malina Qaddoumi, manager David Weaver, freshman post Celia Anderson, junior guard Treva Christensen, sophomore post Karyn Karlin, senior post Karen Jones, manager Jason Clemons, manager Amira Qaddoumi, manager Amy Clement, assistant coach Trena Tillis, head coach Gary Blair.



## 1994-95

Front row, from left: senior guard Debbie Olivas, sophomore forward Toya Marshall, freshman point guard Christy Smith, sophomore guard Kimberly Wilson, junior post Kelly Johnson, freshman guard Tiffany Wright, senior guard Allyson Twiggs, sophomore guard Taqueta Roberson, freshman guard Robin Alpe. Back row, from left: manager David Weaver, manager Amy Clement, assistant coach Kit Kyle, head coach Gary Blair, freshman post Karen Jones, senior post Stephanie Bloomer, senior post Rochelle Masengill, sophomore post Carrie Parker, freshman guard Treva Christensen, assistant coach Tom Collen, assistant coach Amber Nicholas, trainer Ruth DeBro, manager Tom Halbmaier.



## 1990-91

Front row, from left: junior guard Amber Nicholas, freshman guard Allyson Twiggs, junior guard Christi Willson, freshman guard Sha Hopson, sophomore guard Sally Moore, freshman guard Shea Henderson. Second row: manager Martha Neal, student coach Jason Jones, graduate asst. Gail Striegler, head coach John Sutherland, asst. coach Tracey Mays Stehlik, assistant coach Loy Moore, trainer Sally Werner-Ferrel, manager Dana Dethrow. Back row: sophomore guard Janet Moore, freshman forward Allison Muldrew, freshman post Yolanda Dickson, senior post Deborah Crosby, senior post Deborah Williams, senior post Michelle Thacker, senior post Angie Gore, sophomore post Blair Savage.



# NCAA TOURNAMENT TEAMS




## 1989-90

Front row, from left: senior guard Juliet Jackson, sophomore guard Amber Nicholas, sophomore guard Christi Willson, freshman guard Marla Goshien, freshman guard Sally Moore, sophomore guard Stacey Walls. Back row, from left: junior forward Sue Pack, freshman post Blair Savage, junior forward Angie Gore, junior post Delmonica DeHorney, junior post Deborah Crosby, sophomore forward Coretta Chenault, freshman forward Janet Moore.



## 1988-89

Front row, from left: junior guard Juliet Jackson, senior guard Lisa Martin, sophomore guard Sue Pack, senior guard Donna Wilson, freshman guard Coretta Chenault, sophomore guard Christi Willson. Back row, from left: senior forward Shelly Wallace, sophomore forward Angie Gore, senior post Robyn Irwin, sophomore center Delmonica DeHorney, sophomore forward Faye Dickerson, freshman guard Michelle Mabry, freshman guard Amber Nicholas.






# NCAA TOURNAMENT TEAMS



## 1985-86

Front row, from left: senior guard Debra Williams, sophomore guard Tina Adams, freshman guard Lillian Valley; second row, from left: freshman guard Lanell Dawson, freshman guard Kim Grisham, sophomore forward Cindy Daley, junior guard Tracy Webb; back row, from left: freshman forward Shelly Wallace, freshman forward Stephanie Brinlee, junior center Bronwyn Wynn, junior forward Sheila Burkes, junior forward Monica Brown.





# WNIT TOURNAMENT RECORDS

## INDIVIDUAL-GAME

|  |  |
|--|--|
| Most Points Scored .....                               | 37, Chelsea Dungee vs. Houston, 3/21/19  |
| Most Field Goals .....                                 | 12, Sarah Pfeifer vs. Ark. St., 3/21/00; 12, Wendi Willits vs. Oklahoma, 3/14/99 |
| Best Field Goal Pct. [10 min.] .....                   | .692 (9-13), Lonniya Bragg vs. Drake, 3/20/99                                    |
| 1.000 (9-9), Lonniya Bragg (vs. Georgia Tech, 3/21/00) |  |
| Most Free Throws .....                                 | 15, Chelsea Dungee vs. Houston, 3/21/19  |
| Best Free Throw Pct. ....                              | [5 min.] .889 (8-9), Wendi Willits vs. Missouri, 3/18/00                         |
| .....  | .882 (15-17) Chelea Dungee vs. Houston, 3/21/19                                  |
| Most Three-Point Goals .....                           | 7, Wendi Willits vs. Oklahoma, 3/14/99   |
| Best 3PT Pct. ....                                     | [5 min.] .833 (5-6), Alexis Tolefree vs. UAB, 3/24/19                            |
| Most Rebounds .....                                    | 14, Sarah Watkins vs. Lamar, 3-17-11   |
| Most Assists .....                                     | 11, Amy Wright vs. Northwestern St., 3/12/99                                     |
| Most Steals .....                                      | 5, Whitney Jones vs. Okla. State, 3/23/09, Chrisstasia Walter at ORU, 3/23/11;   |
| Dominique Wilson vs. Tulane, 3/24/13                   |  |
| Most Blocked Shots .....                               | 5, Kiara Williams vs. Houston, 3/21/19   |

## TEAM-GAME

|                                 |   |
|---------------------------------|---|
| Most Points Scored .....        | 100 vs. UAB, 3/24/19                                |
| Least Points Scored .....       | 48, vs. Tulane (3/24/13)                            |
| Most Points Allowed .....       | 98, at Ark. St. (3/21/05)                           |
| Least Points Allowed .....      | 48, vs. UNLV (3/18/05)                              |
| Largest Margin of Victory ..... | +48 (100-52) vs. UAB, 3/24/19                       |
| Largest Margin of Defeat .....  | -21 (62-83), vs. Florida (3/25/99)                  |
| Most Field Goals .....          | 37 vs. UAB, 3/24/19                                 |
| Most Field Goal Att. ....       | 75, at Ark. St. (3/21/05)                           |
| Best Field Goal Pct. ....       | .538 (28-52), vs. Georgia Tech (3/21/00)            |
| Worst Field Goal Pct. ....      | .286 (16-56), vs. Tulane (3/24/13)                  |
| Best Opponent FG Pct. ....      | .567 (34-60), vs. Florida (3/25/00)                 |
| Worst Opponent FG Pct. ....     | .339 (20-59), vs. UNLV (3/18/05)                    |
| Most Free Throws .....          | 28 vs. Houston, 3/21/19                             |
| Most Free Throw Attempts ..     | 42, vs. Oklahoma (3/14/99)                          |
| Best Free Throw Pct. ....       | .824 (28-34) vs. Houston, 3/21/19                   |
| Worst Free Throw Pct. ....      | .538 (14-26), vs. Tulane (3/24/13)                  |
| Most Three-Point Goals .....    | 15 vs. UAB, 3/24/19                                 |
| Most Three-Point Attempts ..... | 30 15 vs. UAB, 3/24/19                              |
| Best Three-Point Pct. ....      | .500 (13-26), vs. Lamar (3/17/11)                   |
| (15-30) vs. UAB, 3/24/19        |   |
| Worst Three-Goal Pct. ....      | .143 (1-7), vs. UNLV (3/18/05)                      |
| Best Opponent 3G Pct. ....      | .500 (7-14), vs. Florida (3/25/00)                  |
| Worst Opponent 3G Pct. ....     | .083 (1-12), vs. UNLV (3/18/05)                     |
| Most Rebounds .....             | 59, vs. Lamar (3/17/11)                             |
| Fewest Rebounds .....           | 29, vs. GTU (3/21/00); vs. Florida (3/25/00)        |
| Most Opponent Rebounds ..       | 46, vs. Wisconsin (3/23/99); vs. Missouri (3/18/00) |
| Least Opponent Rebounds .....   | 22, at ORU (3/23/11)                                |
| Highest Rebound Margin .....    | +23, Lamar (3/17/11)                                |
| Lowest Rebound Margin ...       | -15, vs. Wisconsin (3/23/99)                        |
| Most Assists .....              | 23, Lamar (3/17/11)                                 |
| Most Turnovers .....            | 24, vs. Georgia Tech (3/21/00)                      |
| Least Turnovers .....           | 10 at Kansas (3/26/09); at Mo. State (3/20/11)      |
| Most Opponent Turnovers .....   | 32, vs. Drake (3/20/99)                             |
| Lowest Opponent Turnovers ..... | 12, Lamar (3/17/11)                                 |
| Highest Turnover Margin .....   | +16, vs. Drake (3/20/99)                            |
| Lowest Turnover Margin ..       | -1, vs. Georgia Tech (3/21/00), vs. Lamar (3/17/11) |
| Most Steals .....               | 16, vs. Okla. State (3/23/09)                       |
| Most Blocked Shots .....        | 9, Lamar (3/17/11)                                  |
| Most Fouls .....                | 32, at Ark. St. (3/21/05)                           |

## ALL POSTSEASON TOURNAMENTS

|                        |                       |
|------------------------|-----------------------|
| NCAA Tournaments ..... | 11 appearances, 14-11 |
|------------------------|-----------------------|

|                               |   |
|-------------------------------|---|
| WNIT Tournament .....         | 7 appearances, 16-5                               |
| NWIT Tournament .....         | 2 appearances, 4-2                                |
| AIWA Tournament .....         | 3 appearances, 3-3                                |
| By the Round                  |   |
| First Round .....             | 15-4 (NCAA: 7-2; WNIT: 6-0; NWIT: 2-0; AIWA: 1-2) |
| Second Round .....            | 7-9 (NCAA: 4-4; WNIT: 3-3; NWIT: 1-1; AIWA: 0-1)  |
| Third Round .....             | 7-2 (NCAA: 2-2; WNIT: 3-0; NWIT: 1-1; AIWA: 1-0)  |
| Fourth Round .....            | 2-3 (NCAA: 1-1; WNIT: 1-1; AIWA: 0-1)             |
| Fifth Round .....             | 1-1 (NCAA: 0-1; WNIT: 1-0)                        |
| Cons. Wins in Opening Game .. | 13 (12 1st rds & 2nd rnd in 1991)                 |

(Last opening round loss: March 15, 1989, at Purdue, NCAA first round)

## WNIT ALL-TOURNAMENT TEAM

|            |               |
|------------|---------------|
| 1996 ..... | Kim Wilson    |
| 1999 ..... | Sytia Messer  |
| 2000 ..... | Lonniya Bragg |

## BY OPPONENT

|                    |   |            |           |              |               |
|--------------------|---|------------|-----------|--------------|---------------|
| Arkansas State     | L | 84-98      | 3/21/2005 | Jonesboro    | Second        |
| Drake              | W | 80-56      | 3/20/1999 | Fayetteville | Semifinals    |
| Florida            | L | 62-83      | 3/25/2000 | Fayetteville | Semifinals    |
| Georgia Tech       | W | 78-67      | 3/21/2000 | Fayetteville | Quarterfinals |
| Houston            | W | 88-80 (OT) | 3/21/19   | Fayetteville | First         |
| Illinois State     | L | 49-60      | 3/27/2011 | Bloomington  | Quarterfinals |
| Kansas             | L | 59-75      | 3/26/2009 | Lawrence     | Third         |
| Lamar              | W | 91-65      | 3/17/2011 | Fayetteville | First         |
| Memphis            | W | 67-57      | 3/21/13   | Fayetteville | First         |
| Missouri           | W | 89-88      | 3/18/2000 | Fayetteville | Second        |
| Missouri State     | W | 65-64      | 3/20/2011 | Springfield  | Second        |
| Northwestern State | W | 78-60      | 3/12/1999 | Fayetteville | First         |
| Oklahoma           | W | 97-93      | 3/14/1999 | Fayetteville | Second        |
| Oklahoma State     | W | 61-60 (OT) | 3/23/2009 | Fayetteville | Second        |
| Oral Roberts       | W | 78-59      | 3/23/2011 | Tulsa        | Third         |
| Rice               | W | 76-70      | 3/18/1999 | Fayetteville | Quarterfinals |

## WNIT RESULTS

|  |                  |            |                  |                   |        |
|--|------------------|------------|------------------|-------------------|--------|
| 2013   |                  |            |                  |                   |        |
| DATE   | OPPONENT         | RESULT     | SITE             | ROUND             |        |
| March 21   | Memphis          | 67-57      | Fayetteville, AR | First             |        |
| March 24   | Tulane           | 48-60      | Fayetteville, AR | Second            |        |
| 2011 (Expanded to 64 teams in 2010)                            |                  |            |                  |                   |        |
| DATE   | OPPONENT         | RESULT     | SITE             | ROUND             |        |
| March 17   | Lamar            | 91-65      | Fayetteville, AR | First             |        |
| March 20   | Missouri State   | 65-64      | Springfield, MO  | Second            |        |
| March 23   | Oral Roberts     | 78-59      | Tulsa, OK        | Third             |        |
| March 27   | Illinois State   | 49-60      | Normal, IL       | Quarters          |        |
| 2009   |                  |            |                  |                   |        |
| DATE   | OPPONENT         | RESULT     | SITE             | ROUND             |        |
| March 23   | Okla. State      | 61-60 (ot) | Fayetteville, AR | Second*           |        |
| March 26   | Kansas           | 59-75      | Lawrence, KS     | Third             |        |
| *Arkansas had a bye in the first round                         |                  |            |                  |                   |        |
| 2005   |                  |            |                  |                   |        |
| DATE   | OPPONENT         | RESULT     | SITE             | ROUND             |        |
| March 18   | UNLV             | 61-48      | Fayetteville, AR | First             |        |
| March 21   | Ark. St.         | 84-98      | Jonesboro, AR    | Second            |        |
| 2000   |                  |            |                  |                   |        |
| DATE   | OPPONENT         | RESULT     | SITE             | ROUND             |        |
| March 15   | Wichita State    | 83-63      | Fayetteville, AR | First             |        |
| March 18   | Missouri         | 89-88 (ot) | Fayetteville, AR | Second            |        |
| March 21   | Georgia Tech     | 78-67      | Fayetteville, AR | Quarters          |        |
| March 25   | Florida          | 62-83      | Fayetteville, AR | Semis             |        |
| 1999 -- WNIT CHAMPION  |                  |            |                  |                   |        |
| DATE   | OPPONENT         | RESULT     | SITE             | ROUND             |        |
| March 12   | Northwestern St. | 78-60      | Fayetteville, AR | First             |        |
| March 14   | Oklahoma         | 97-93 (ot) | Fayetteville, AR | Second            |        |
| March 17   | Rice             | 76-70      | Fayetteville, AR | Quarters          |        |
| March 20   | Drake            | 80-56      | Fayetteville, AR | Semis             |        |
| March 23   | Wisconsin        | 67-64      | Fayetteville, AR | Finals            |        |
| WNIT   |                  |            |                  |                   |        |
| All games played at the Amarillo Civic Center, Amarillo, Texas |                  |            |                  |                   |        |
| 1996   |                  |            |                  |                   |        |
| DATE   | OPPONENT         | RESULT     | SITE             | ROUND             |        |
| March 21   | Princeton        | 83-51      | Amarillo, Texas  | First Rnd         |        |
| March 22   | Arizona          | 80-77      | Amarillo, Texas  | Semifinals        |        |
| March 23   | LSU              | 63-91      | Amarillo, Texas  | Third Place       |        |
| 1987 -- NWIT CHAMPION  |                  |            |                  |                   |        |
| DATE   | OPPONENT         | RESULT     | SITE             | ROUND             |        |
| March 19   | Montana          | 82-74      | Amarillo, Texas  | First Rnd         |        |
| March 20   | Providence       | 101-91     | Amarillo, Texas  | Semifinals        |        |
| March 21   | California       | 112-80     | Amarillo, Texas  | Championship      |        |
| AIWA   |                  |            |                  |                   |        |
| 1982 -- AIWA SWEET 16  |                  |            |                  |                   |        |
| DATE   | OPPONENT         | RESULT     | SITE             | ROUND             |        |
| March 11   | Okla. City       | 78-67      | Lubbock, TX      | SW Regional       |        |
| March 12   | Wayland Bapt.    | 57-61      | Lubbock, TX      | SW Regional       |        |
| March 13   | New Orleans      | 76-74      | Lubbock, TX      | SW Regional       |        |
| March 21   | California       | 62-66      | Berkeley, CA     | Western Sectional |        |
| 1981   |                  |            |                  |                   |        |
| DATE   | OPPONENT         | RESULT     | SITE             | ROUND             |        |
| March 14   | Oral Roberts     | 57-59      | Tulsa, OK        | SW Regional       |        |
| 1980   |                  |            |                  |                   |        |
| DATE   | OPPONENT         | RESULT     | SITE             | ROUND             |        |
| TCU  | L                | 82-78      | 3/28/19          | Fayetteville      | Third  |
| Tulane   | L                | 60-48      | 3/24/2013        | Fayetteville      | Second |
| UAB  | W                | 10-52      | 3/24/19          | Fayetteville      | Second |
| UNLV   | W                | 61-48      | 3/19/2005        | Fayetteville      | First  |
| Wichita State  | W                | 83-63      | 3/15/2000        | Fayetteville      | First  |
| Wisconsin  | W                | 67-64      | 3/23/1999        | Fayetteville      | Final  |

# WNIT TOURNAMENT INDIVIDUAL RECORDS

## POINTS

|    |                    |                |         |
|----|--------------------|----------------|---------|
| 37 | Chelsea Dungee     | Houston        | 3/21/19 |
| 35 | Wendi Willits      | Oklahoma       | 3/14/99 |
| 26 | Chrisstasia Walter | Oral Roberts   | 3/23/11 |
| 26 | Sarah Pfeifer      | Arkansas State | 3/21/05 |
| 25 | Sarah Watkins      | Lamar          | 3/17/11 |
| 25 | Wendi Willits      | Missouri       | 3/18/00 |
| 22 | Chelsea Dungee     | TCU            | 3/28/19 |
| 22 | Whitney Jones      | Oklahoma State | 3/23/09 |
| 22 | Lonniya Bragg      | NW State       | 3/12/99 |
| 21 | C'eira Ricketts    | Missouri State | 3/20/11 |
| 20 | C'eira Ricketts    | Lamar          | 3/17/11 |
| 20 | Wendi Willits      | Wichita State  | 3/15/00 |
| 18 | Malica Monk        | TCU            | 3/28/19 |
| 18 | Lonniya Bragg      | Georgia Tech   | 3/21/00 |
| 18 | Lonniya Bragg      | Rice           | 3/17/99 |
| 17 | Jailyn Mason       | TCU            | 3/28/19 |
| 17 | Alexis Tolefree    | UAB            | 3/24/19 |
| 16 | Sarah Watkins      | Illinois State | 3/27/11 |
| 16 | Lakishia Harper    | Wichita State  | 3/15/00 |
| 16 | Lonniya Bragg      | Florida        | 3/25/00 |
| 16 | Sarah Pfeifer      | UNLV           | 3/19/05 |
| 16 | Sytia Messer       | NW State       | 3/12/99 |

## FIELD GOALS (MIN. 10)

|    |                |                |         |
|----|----------------|----------------|---------|
| 12 | Sarah Pfeifer  | Arkansas State | 3/21/05 |
| 12 | Wendi Willits  | Oklahoma       | 3/14/99 |
| 10 | Chelsea Dungee | Houston        | 3/21/19 |
| 10 | Sarah Watkins  | Lamar          | 3/17/11 |

## FIELD GOAL ATTEMPTS (MIN. 10)

|    |                    |                |         |
|----|--------------------|----------------|---------|
| 22 | C'eira Ricketts    | Missouri State | 3/20/11 |
| 22 | Wendi Willits      | Oklahoma       | 3/14/99 |
| 21 | Sarah Watkins      | Lamar          | 3/17/11 |
| 19 | Chelsea Dungee     | Houston        | 3/21/19 |
| 19 | C'eira Ricketts    | Oklahoma State | 3/23/09 |
| 18 | Chrisstasia Walter | Oral Roberts   | 3/23/11 |
| 18 | Sarah Pfeifer      | Arkansas State | 3/21/05 |
| 17 | Chelsea Dungee     | TCU            | 3/28/19 |
| 17 | C'eira Ricketts    | Kansas         | 3/26/09 |
| 17 | Sarah Pfeifer      | UNLV           | 3/19/05 |
| 16 | Malica Monk        | TCU            | 3/28/19 |
| 16 | Sarah Watkins      | Missouri State | 3/20/11 |
| 16 | Quistelle Williams | Memphis        | 3/21/13 |
| 15 | Rochelle Vaughn    | Arkansas State | 3/21/05 |
| 15 | Wendi Willits      | Missouri       | 3/18/00 |
| 14 | Sarah Watkins      | Tulane         | 3/24/13 |
| 14 | C'eira Ricketts    | Illinois State | 3/27/11 |
| 14 | Whitney Jones      | Oklahoma State | 3/23/09 |
| 14 | Wendi Willits      | NW State       | 3/12/99 |
| 13 | Malica Monk        | Houston        | 3/21/19 |
| 13 | C'eira Ricketts    | Lamar          | 3/17/11 |
| 13 | Chrisstasia Walter | Illinois State | 3/27/11 |
| 13 | Ayana Brereton     | Kansas         | 3/26/09 |
| 12 | Quistelle Williams | Tulane         | 3/24/13 |
| 12 | Rochelle Vaughn    | UNLV           | 3/19/05 |
| 12 | Lakishia Harper    | Wichita State  | 3/15/00 |
| 12 | Sytia Messer       | NW State       | 3/12/99 |
| 11 | Malica Monk        | UAB            | 3/24/19 |
| 11 | Lyndsay Harris     | Oklahoma State | 3/23/09 |
| 11 | Wendi Willits      | Florida        | 3/25/00 |
| 11 | Lonniya Bragg      | NW State       | 3/12/99 |
| 11 | Wendi Willits      | Wisconsin      | 3/23/99 |
| 11 | Kamara Stancle     | Wisconsin      | 3/23/99 |
| 10 | Alexis Tolefree    | TCU            | 3/28/19 |
| 10 | C'eira Ricketts    | Oral Roberts   | 3/23/11 |
| 10 | Chrisstasia Walter | Lamar          | 3/17/11 |
| 10 | Sarah Watkins      | Illinois State | 3/27/11 |
| 10 | Wendi Willits      | Wichita State  | 3/15/00 |

|    |              |               |         |
|----|--------------|---------------|---------|
| 10 | India Lewis  | Wichita State | 3/15/00 |
| 10 | Sytia Messer | Rice          | 3/17/99 |

## FREE THROWS MADE (MIN. 5)

|    |                 |                |         |
|----|-----------------|----------------|---------|
| 15 | Chelsea Dungee  | Houston        | 3/21/19 |
| 8  | Whitney Jones   | Oklahoma State | 3/23/09 |
| 8  | Wendi Willits   | Wichita State  | 3/15/00 |
| 8  | Wendi Willits   | Missouri       | 3/18/00 |
| 8  | Sytia Messer    | Oklahoma       | 3/14/99 |
| 7  | Jhasmin Bowen   | Tulane         | 3/24/13 |
| 6  | Sarah Watkins   | Illinois State | 3/27/11 |
| 6  | Lonniya Bragg   | Rice           | 3/17/99 |
| 5  | Chelsea Dungee  | UAB            | 3/24/19 |
| 5  | Chelsea Dungee  | TCU            | 3/28/19 |
| 5  | Calli Berna     | Memphis        | 3/21/13 |
| 5  | C'eira Ricketts | Missouri State | 3/20/11 |
| 5  | Whitney Jones   | Kansas         | 3/26/09 |
| 5  | Wendi Willits   | Wisconsin      | 3/23/99 |
| 5  | Amy Wright      | Rice           | 3/17/99 |

## FREE THROWS ATTEMPTED (MIN. 9)

|    |                |                |         |
|----|----------------|----------------|---------|
| 17 | Chelsea Dungee | Houston        | 3/21/19 |
| 10 | Jhasmin Bowen  | Tulane         | 3/24/13 |
| 10 | Sytia Messer   | Oklahoma       | 3/14/99 |
| 9  | Sarah Watkins  | Illinois State | 3/27/11 |
| 9  | Whitney Jones  | Oklahoma State | 3/23/09 |

## FREE THROW PERCENTAGE (MIN 5 MADE FT)

|       |                        |               |         |
|-------|------------------------|---------------|---------|
| 1.000 | Wendi Willits (8-8)    | Wichita State | 3/15/00 |
| .882  | Chelsea Dungee (15-17) | Houston       | 3/21/19 |
| .833  | Chelsea Dungee (5-6)   | UAB           | 3/24/19 |
| .833  | Chelsea Dungee (5-6)   | TCU           | 3/28/19 |
| .700  | Jhasmin Bowen (7-10)   | Tulane        | 3/24/13 |

## THREE POINTERS MADE (MIN. 5 MADE)

|   |                    |              |         |
|---|--------------------|--------------|---------|
| 7 | Wendi Willits      | Oklahoma     | 3/14/99 |
| 5 | Alexis Tolefree    | UAB          | 3/24/19 |
| 5 | Chrisstasia Walter | Oral Roberts | 3/23/11 |

## THREE POINTERS ATTEMPTED (MIN. 7 ATTEMPTS)

|    |                    |                |         |
|----|--------------------|----------------|---------|
| 16 | Wendi Willits      | Oklahoma       | 3/14/99 |
| 13 | Chrisstasia Walter | Oral Roberts   | 3/23/11 |
| 9  | Chrisstasia Walter | Illinois State | 3/27/11 |
| 8  | Sarah Watkins      | Lamar          | 3/17/11 |
| 8  | Chrisstasia Walter | Lamar          | 3/17/11 |
| 8  | Lyndsay Harris     | Oklahoma State | 3/23/09 |
| 8  | India Lewis        | Florida        | 3/25/00 |
| 7  | Quistelle Williams | Memphis        | 3/21/13 |
| 7  | Ayana Brereton     | Kansas         | 3/26/09 |
| 7  | India Lewis        | Wichita State  | 3/15/00 |
| 7  | Wendi Willits      | Missouri       | 3/18/00 |
| 7  | Wendi Willits      | Wisconsin      | 3/23/99 |

## REBOUNDS (MIN. 8 REBOUNDS)

|    |                    |                |         |
|----|--------------------|----------------|---------|
| 14 | Sarah Watkins      | Lamar          | 3/17/11 |
| 13 | Ashley Daniels     | Lamar          | 3/17/11 |
| 13 | Kamara Stancle     | Wisconsin      | 3/23/99 |
| 12 | Sarah Pfeifer      | Arkansas State | 3/21/05 |
| 11 | Quistelle Williams | Memphis        | 3/21/13 |
| 10 | Sarah Watkins      | Tulane         | 3/24/13 |
| 10 | Lonniya Bragg      | Oklahoma       | 3/14/99 |
| 9  | C'eira Ricketts    | Missouri State | 3/20/11 |
| 8  | Alexis Tolefree    | UAB            | 3/24/19 |
| 8  | Kiara Williams     | Houston        | 3/21/19 |
| 9  | Lonniya Bragg      | Georgia Tech   | 3/21/00 |
| 8  | Keira Peak         | Oral Roberts   | 3/23/11 |
| 8  | Sarah Watkins      | Missouri State | 3/20/11 |
| 8  | Ashley Daniels     | Illinois State | 3/27/11 |

|   |                |                |         |
|---|----------------|----------------|---------|
| 8 | Keira Peak     | Illinois State | 3/27/11 |
| 8 | Adrienne Bush  | Arkansas State | 3/21/05 |
| 8 | Lonniya Bragg  | Missouri       | 3/18/00 |
| 8 | Sytia Messer   | NW State       | 3/12/99 |
| 8 | Tennille Adams | Rice           | 3/17/99 |

## ASSISTS (MIN. 5 ASSISTS)

|    |                 |               |         |
|----|-----------------|---------------|---------|
| 11 | Amy Wright      | NW State      | 3/12/99 |
| 10 | Amy Wright      | Wichita State | 3/15/00 |
| 7  | C'eira Ricketts | Oral Roberts  | 3/23/11 |
| 7  | C'eira Ricketts | Lamar         | 3/17/11 |
| 7  | Kristin Peoples | UNLV          | 3/19/05 |
| 7  | Amy Wright      | Florida       | 3/25/00 |
| 7  | Amy Wright      | Oklahoma      | 3/14/99 |
| 6  | Calli Berna     | Memphis       | 3/21/13 |
| 5  | Yashira Delgado | Lamar         | 3/17/11 |
| 5  | India Lewis     | Florida       | 3/25/00 |
| 5  | Amy Wright      | Wisconsin     | 3/23/99 |

## STEALS (MIN. 4 STEALS)

|   |                   |                |         |
|---|-------------------|----------------|---------|
| 5 | Dominique Wilson  | Tulane         | 3/24/13 |
| 5 | Christasia Walter | Oral Roberts   | 3/23/11 |
| 4 | Jailyn Mason      | Houston        | 3/21/19 |
| 4 | Yashira Delgado   | Illinois State | 3/27/11 |
| 4 | C'eira Ricketts   | Oklahoma State | 3/23/09 |
| 4 | Lyndsay Harris    | Oklahoma State | 3/23/09 |
| 4 | Whitney Jones     | Oklahoma State | 3/23/09 |
| 4 | Amy Wright        | Wichita State  | 3/15/00 |
| 4 | Lakishia Harper   | Missouri       | 3/18/00 |
| 4 | Amy Wright        | NW State       | 3/12/99 |

## BLOCKED SHOTS (MIN. 3 BLOCKS)

|   |                 |                |         |
|---|-----------------|----------------|---------|
| 5 | Whitney Jones   | Oklahoma State | 3/23/09 |
| 4 | Sarah Watkins   | Lamar          | 3/17/11 |
| 3 | Lakishia Harper | Missouri       | 3/18/00 |





# WNIT TOURNAMENT TEAM RECORDS

## POINTS SCORED

|     |                |         |
|-----|----------------|---------|
| 100 | UAB            | 3/24/19 |
| 97  | Oklahoma       | 3/14/99 |
| 91  | Lamar          | 3/17/11 |
| 89  | Missouri       | 3/18/00 |
| 88  | Houston        | 3/21/19 |
| 84  | Arkansas State | 3/21/05 |
| 83  | Wichita State  | 3/15/00 |
| 78  | TCU            | 3/28/19 |
| 78  | Oral Roberts   | 3/23/11 |
| 78  | Georgia Tech   | 3/21/00 |
| 78  | NW State       | 3/12/99 |
| 76  | Rice           | 3/17/99 |
| 67  | Memphis        | 3/21/13 |
| 67  | Wisconsin      | 3/23/99 |
| 65  | Missouri State | 3/20/11 |
| 62  | Florida        | 3/25/00 |
| 61  | Oklahoma State | 3/23/09 |
| 61  | UNLV           | 3/19/05 |
| 59  | Kansas         | 3/26/09 |
| 56  | Drake          | 3/20/99 |
| 49  | Illinois State | 3/27/11 |

## FIELD GOALS

|    |                |         |
|----|----------------|---------|
| 37 | UAB            | 3/24/19 |
| 35 | Lamar          | 3/17/11 |
| 34 | NW State       | 3/12/99 |
| 33 | Oklahoma       | 3/14/99 |
| 32 | Arkansas State | 3/21/05 |
| 32 | Wichita State  | 3/15/00 |
| 31 | Missouri       | 3/18/00 |
| 30 | Oral Roberts   | 3/23/11 |
| 29 | TCU            | 3/28/19 |
| 28 | Houston        | 3/21/19 |
| 28 | Georgia Tech   | 3/21/00 |
| 27 | Rice           | 3/17/99 |
| 25 | Wisconsin      | 3/23/99 |
| 23 | Missouri State | 3/20/11 |
| 23 | Florida        | 3/25/00 |
| 23 | UNLV           | 3/19/05 |
| 22 | Memphis        | 3/21/13 |
| 22 | Oklahoma State | 3/23/09 |
| 20 | Kansas         | 3/26/09 |
| 17 | Illinois State | 3/27/11 |
| 16 | Tulane         | 3/24/13 |
| 16 | Drake          | 3/20/99 |

## FIELD GOALS ATTEMPTED

|    |                |         |
|----|----------------|---------|
| 75 | Arkansas State | 3/21/05 |
| 74 | Lamar          | 3/17/11 |
| 73 | Oklahoma State | 3/23/09 |
| 72 | UAB            | 3/24/19 |
| 71 | NW State       | 3/12/99 |
| 71 | Oklahoma       | 3/14/99 |
| 69 | Missouri State | 3/20/11 |
| 68 | Missouri       | 3/18/00 |
| 65 | TCU            | 3/28/19 |
| 64 | Illinois State | 3/27/11 |
| 63 | Houston        | 3/21/19 |
| 61 | Kansas         | 3/26/09 |
| 61 | Wisconsin      | 3/23/99 |
| 58 | Memphis        | 3/21/13 |
| 58 | Oral Roberts   | 3/23/11 |
| 57 | UNLV           | 3/19/05 |
| 57 | Wichita State  | 3/15/00 |
| 56 | Tulane         | 3/24/13 |
| 56 | Florida        | 3/25/00 |
| 52 | Georgia Tech   | 3/21/00 |
| 52 | Rice           | 3/17/99 |
| 31 | Wisconsin      | 3/23/99 |

## FREE THROWS

|    |                |         |
|----|----------------|---------|
| 28 | Houston        | 3/21/19 |
| 23 | Oklahoma       | 3/14/99 |
| 20 | Missouri       | 3/18/00 |
| 18 | Georgia Tech   | 3/21/00 |
| 18 | Rice           | 3/17/99 |
| 16 | Memphis        | 3/21/13 |
| 15 | Kansas         | 3/26/09 |
| 15 | Arkansas State | 3/21/05 |
| 14 | Tulane         | 3/24/13 |
| 14 | Missouri State | 3/20/11 |
| 14 | UNLV           | 3/19/05 |
| 13 | Oral Roberts   | 3/23/11 |
| 13 | Lamar          | 3/17/11 |
| 13 | Wichita State  | 3/15/00 |
| 13 | Florida        | 3/25/00 |
| 13 | Wisconsin      | 3/23/99 |
| 12 | Oklahoma State | 3/23/09 |
| 11 | UAB            | 3/24/19 |
| 11 | Illinois State | 3/27/11 |
| 10 | TCU            | 3/28/19 |
| 9  | NW State       | 3/12/99 |
| 4  | Drake          | 3/20/99 |

## FREE THROWS ATTEMPTED

|    |                |         |
|----|----------------|---------|
| 42 | Oklahoma       | 3/14/99 |
| 34 | Houston        | 3/21/19 |
| 32 | Missouri       | 3/18/00 |
| 26 | Tulane         | 3/24/13 |
| 26 | Lamar          | 3/17/11 |
| 24 | Arkansas State | 3/21/05 |
| 24 | Rice           | 3/17/99 |
| 23 | Georgia Tech   | 3/21/00 |
| 22 | Memphis        | 3/21/13 |
| 22 | UNLV           | 3/19/05 |
| 21 | Missouri State | 3/20/11 |
| 21 | Kansas         | 3/26/09 |
| 19 | Wichita State  | 3/15/00 |
| 19 | Illinois State | 3/27/11 |
| 19 | Florida        | 3/25/00 |
| 19 | Wisconsin      | 3/23/99 |
| 18 | Oral Roberts   | 3/23/11 |
| 17 | Oklahoma State | 3/23/09 |
| 17 | NW State       | 3/12/99 |
| 16 | UAB            | 3/24/19 |
| 15 | TCU            | 3/28/19 |
| 7  | Drake          | 3/20/99 |

## THREE POINTERS

|    |                |         |
|----|----------------|---------|
| 15 | UAB            | 3/24/19 |
| 10 | TCU            | 3/28/19 |
| 8  | Lamar          | 3/17/11 |
| 8  | Oklahoma       | 3/14/99 |
| 7  | Memphis        | 3/21/13 |
| 7  | UNLV           | 3/19/05 |
| 7  | Missouri       | 3/18/00 |
| 6  | Wichita State  | 3/15/00 |
| 5  | Oral Roberts   | 3/23/11 |
| 5  | Missouri State | 3/20/11 |
| 5  | Oklahoma State | 3/23/09 |
| 5  | Arkansas State | 3/21/05 |
| 4  | Houston        | 3/21/19 |
| 4  | Illinois State | 3/27/11 |
| 4  | Kansas         | 3/26/09 |
| 4  | Georgia Tech   | 3/21/00 |
| 4  | Rice           | 3/17/99 |
| 4  | Wisconsin      | 3/23/99 |
| 3  | Florida        | 3/25/00 |
| 3  | Drake          | 3/20/99 |
| 2  | Tulane         | 3/24/13 |
| 1  | NW State       | 3/12/99 |

## THREE POINTERS ATTEMPTED

|    |                |         |
|----|----------------|---------|
| 30 | UAB            | 3/24/19 |
| 28 | Lamar          | 3/17/11 |
| 26 | Oklahoma State | 3/23/09 |
| 21 | TCU            | 3/28/19 |
| 21 | Illinois State | 3/27/11 |
| 21 | Oklahoma       | 3/14/99 |
| 20 | Houston        | 3/21/19 |
| 19 | Missouri State | 3/20/11 |
| 19 | Arkansas State | 3/21/05 |
| 17 | Memphis        | 3/21/13 |
| 16 | Oral Roberts   | 3/23/11 |
| 16 | Missouri       | 3/18/00 |
| 15 | Florida        | 3/25/00 |
| 15 | NW State       | 3/12/99 |
| 14 | UNLV           | 3/19/05 |
| 14 | Wichita State  | 3/15/00 |
| 14 | Georgia Tech   | 3/21/00 |
| 13 | Wisconsin      | 3/23/99 |
| 12 | Tulane         | 3/24/13 |
| 12 | Kansas         | 3/26/09 |
| 11 | Rice           | 3/17/99 |
| 8  | Drake          | 3/20/99 |

## REBOUNDS

|    |                |         |
|----|----------------|---------|
| 59 | Lamar          | 3/17/11 |
| 52 | UAB            | 3/24/19 |
| 48 | Missouri State | 3/20/11 |
| 44 | Memphis        | 3/21/13 |
| 44 | Arkansas State | 3/21/05 |
| 43 | Oklahoma State | 3/23/09 |
| 41 | NW State       | 3/12/99 |
| 40 | UNLV           | 3/19/05 |
| 39 | Houston        | 3/21/19 |
| 36 | Oral Roberts   | 3/23/11 |
| 36 | Illinois State | 3/27/11 |
| 35 | Wichita State  | 3/15/00 |
| 35 | Missouri       | 3/18/00 |
| 35 | Oklahoma       | 3/14/99 |
| 34 | Tulane         | 3/24/13 |
| 33 | Kansas         | 3/26/09 |
| 32 | Rice           | 3/17/99 |
| 31 | TCU            | 3/28/19 |
| 31 | Georgia Tech   | 3/21/00 |
| 29 | Florida        | 3/25/00 |
| 29 | Wisconsin      | 3/23/99 |
| 15 | Drake          | 3/20/99 |

## ASSISTS

|    |                |         |
|----|----------------|---------|
| 23 | Lamar          | 3/17/11 |
| 21 | NW State       | 3/12/99 |
| 19 | Wichita State  | 3/15/00 |
| 17 | Wisconsin      | 3/23/99 |
| 17 | Oklahoma       | 3/14/99 |
| 16 | UAB            | 3/24/19 |
| 16 | UNLV           | 3/19/05 |
| 16 | Missouri       | 3/18/00 |
| 16 | Florida        | 3/25/00 |
| 15 | TCU            | 3/28/19 |
| 15 | Georgia Tech   | 3/21/00 |
| 13 | Oklahoma State | 3/23/09 |
| 12 | Memphis        | 3/21/13 |
| 12 | Oral Roberts   | 3/23/11 |
| 12 | Wisconsin      | 3/23/99 |
| 11 | Arkansas State | 3/21/05 |
| 10 | Tulane         | 3/24/13 |
| 10 | Missouri State | 3/20/11 |
| 10 | Illinois State | 3/27/11 |
| 10 | Rice           | 3/17/99 |
| 9  | Houston        | 3/21/19 |
| 8  | Kansas         | 3/26/09 |

## STEALS

|    |                |         |
|----|----------------|---------|
| 16 | Oklahoma State | 3/23/09 |
| 13 | Tulane         | 3/24/13 |
| 13 | Missouri       | 3/18/00 |
| 12 | Wichita State  | 3/15/00 |
| 12 | NW State       | 3/12/99 |
| 11 | Houston        | 3/21/19 |
| 11 | Oral Roberts   | 3/23/11 |
| 11 | Illinois State | 3/27/11 |
| 9  | TCU            | 3/28/19 |
| 9  | Arkansas State | 3/21/05 |
| 9  | Georgia Tech   | 3/21/00 |
| 8  | Kansas         | 3/26/09 |
| 8  | UNLV           | 3/19/05 |
| 8  | Wisconsin      | 3/23/99 |
| 7  | Missouri State | 3/20/11 |
| 6  | Florida        | 3/25/00 |
| 5  | Memphis        | 3/21/13 |
| 5  | Rice           | 3/17/99 |
| 4  | Lamar          | 3/17/11 |
| 4  | Drake          | 3/20/99 |
| 4  | Oklahoma       | 3/14/99 |
| 3  | UAB            | 3/24/19 |

## BLOCKED SHOTS

|   |                |         |
|---|----------------|---------|
| 9 | Lamar          | 3/17/11 |
| 6 | Houston        | 3/21/19 |
| 6 | Oklahoma State | 3/23/09 |
| 6 | Missouri       | 3/18/00 |
| 5 | TCU            | 3/28/19 |
| 5 | NW State       | 3/12/99 |
| 4 | Memphis        | 3/21/13 |
| 4 | Kansas         | 3/26/09 |
| 4 | Arkansas State | 3/21/05 |
| 3 | UAB            | 3/24/19 |
| 3 | Missouri State | 3/20/11 |
| 3 | Illinois State | 3/27/11 |
| 3 | Florida        | 3/25/00 |
| 2 | Tulane         | 3/24/13 |
| 2 | UNLV           | 3/19/05 |
| 2 | Wichita State  | 3/15/00 |
| 2 | Georgia Tech   | 3/21/00 |
| 2 | Oklahoma       | 3/14/99 |
| 2 | Drake          | 3/20/99 |
| 2 | Wisconsin      | 3/23/99 |
| 1 | Oral Roberts   | 3/23/11 |
| 1 | Rice           | 3/17/99 |

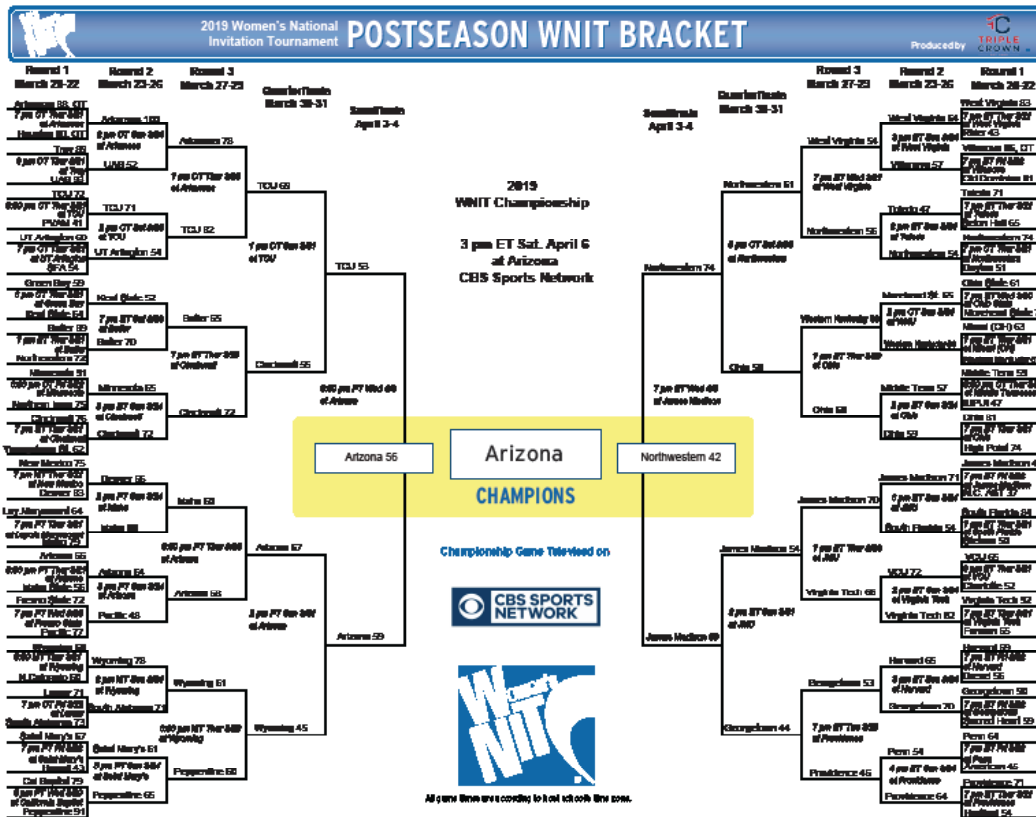
## WNIT TOURNAMENT NOTES

|             |      |
|-------------|------|
| Appearances | 7    |
| Most Recent | 2013 |
| Record      | 14-4 |

## OVERTIME GAMES

|                |          |                         |
|----------------|----------|-------------------------|
| March 21, 2019 |          |                         |
| Houston        | W, 88-80 | Fayetteville First Rnd  |
| March 23, 2009 |          |                         |
| Oklahoma State | W, 61-60 | Fayetteville Second Rnd |
| March 18, 2000 |          |                         |
| Missouri       | W, 89-88 | Fayetteville Second Rnd |
| March 14, 1999 |          |                         |
| Oklahoma       | W, 97-93 | Fayetteville Second Rnd |

# WNIT TOURNAMENT RECORDS



## March 21, 2019 ♦ Bud Walton Arena ♦ Fayetteville, Arkansas ♦ First Round



Official Basketball Box Score – Game Totals – Final Statistics  
**HOUSTON vs AR**  
03/21/19 7 p.m. at Fayetteville, Ark. (Bud Walton Arena)



### HOUSTON 80 • 15-16

| #      | Player               | Total |      | 3-Ptr |     | Rebounds |     | PF       | TP | A     | TO | Blk     | Stl | Min   |
|--------|----------------------|-------|------|-------|-----|----------|-----|----------|----|-------|----|---------|-----|-------|
|        |                      | FG    | FGA  | FT    | FTA | Off      | Def |          |    |       |    |         |     |       |
| 02     | BARNES, Octavia      | f     | 8-18 | 3-8   | 0-0 | 3        | 4   | 7        | 3  | 19    | 4  | 4       | 0   | 43    |
| 03     | BRANCH, Dorian       | f     | 4-11 | 0-5   | 2-4 | 1        | 4   | 5        | 10 | 2     | 2  | 0       | 2   | 43    |
| 12     | OKOENE, Alyssa       | f     | 0-3  | 0-0   | 0-0 | 0        | 2   | 2        | 3  | 0     | 1  | 1       | 0   | 15    |
| 00     | HARRIS, Angela       | g     | 6-17 | 4-14  | 0-0 | 0        | 7   | 7        | 4  | 16    | 2  | 4       | 0   | 32    |
| 23     | HAWKINS, Serithia    | g     | 4-11 | 0-2   | 2-2 | 4        | 4   | 8        | 4  | 10    | 1  | 2       | 0   | 39    |
| 05     | GLADNEY, Dymond      | g     | 0-4  | 0-2   | 0-0 | 0        | 0   | 0        | 3  | 0     | 2  | 0       | 1   | 12    |
| 30     | HILL, Tatyana        | g     | 5-6  | 0-0   | 0-2 | 1        | 6   | 7        | 3  | 10    | 0  | 2       | 1   | 15    |
| 33     | BLACKSHELL-FAIR, Jul | g     | 4-6  | 0-0   | 7-7 | 2        | 3   | 5        | 4  | 15    | 2  | 1       | 1   | 26    |
| Team   |                      |       |      |       |     |          |     |          |    |       |    |         |     |       |
| Totals |                      | 31-76 |      | 7-31  |     | 11-15    |     | 13 31 44 |    | 28 80 |    | 13 19 3 |     | 9 225 |

1st - FG %: 8-20 40.0% 2nd - 7-16 43.8% 3rd - 8-18 44.4% 4th - 7-15 46.7% Game: 31-76 40.8% Deadball  
3FG %: 2-6 33.3% 2-7 28.6% 2-8 25.0% 0-5 0.0% 7-31 22.6% Rebounds  
FT %: 1-1 100.0% 1-2 50.0% 2-2 100.0% 3-6 50.0% 11-15 73.3% 3

### AR 88 • 21-14

| #      | Player            | Total |       | 3-Ptr |       | Rebounds |     | PF      | TP | A     | TO | Blk    | Stl | Min    |
|--------|-------------------|-------|-------|-------|-------|----------|-----|---------|----|-------|----|--------|-----|--------|
|        |                   | FG    | FGA   | FT    | FTA   | Off      | Def |         |    |       |    |        |     |        |
| 10     | WILLIAMS, Kiara   | c     | 7-7   | 0-0   | 1-3   | 3        | 5   | 8       | 3  | 15    | 1  | 3      | 0   | 26     |
| 02     | TOLEFREE, Alexis  | g     | 1-7   | 0-5   | 6-7   | 0        | 1   | 1       | 2  | 8     | 1  | 1      | 0   | 25     |
| 03     | MONK, Malica      | g     | 4-13  | 2-5   | 3-3   | 1        | 3   | 4       | 13 | 2     | 2  | 0      | 2   | 39     |
| 14     | MASON, Jaliyn     | g     | 4-9   | 0-3   | 0-1   | 1        | 5   | 6       | 0  | 8     | 1  | 2      | 0   | 40     |
| 33     | DUNGE, Chelsea    | g     | 10-19 | 2-3   | 15-17 | 0        | 5   | 5       | 4  | 37    | 1  | 3      | 0   | 44     |
| 00     | GAULDEN, A'Tyanna | g     | 0-0   | 0-0   | 0-0   | 0        | 0   | 0       | 1  | 0     | 1  | 5      | 0   | 6      |
| 01     | NORTHCROSS-BAKER, | g     | 1-6   | 0-4   | 0-0   | 0        | 1   | 1       | 1  | 2     | 2  | 0      | 2   | 23     |
| 22     | ZIMMERMAN, Bailey | g     | 0-0   | 0-0   | 0-0   | 0        | 2   | 2       | 0  | 0     | 1  | 0      | 0   | 3      |
| 24     | THOMAS, Taylah    | g     | 1-2   | 0-0   | 3-4   | 2        | 3   | 5       | 2  | 5     | 0  | 0      | 1   | 19     |
| Team   |                   |       |       |       |       |          |     |         |    |       |    |        |     |        |
| Totals |                   | 28-63 |       | 4-20  |       | 28-34    |     | 8 31 39 |    | 17 88 |    | 9 18 6 |     | 11 225 |

1st - FG %: 8-16 50.0% 2nd - 3-11 27.3% 3rd - 9-16 56.3% 4th - 4-12 33.3% Game: 28-63 44.4% Deadball  
3FG %: 3-7 42.9% 0-6 0.0% 0-1 0.0% 1-4 25.0% 4-20 20.0% Rebounds  
FT %: 2-4 50.0% 9-10 90.0% 4-6 66.7% 6-6 100.0% 28-34 82.4% 2,2

Officials: Eric Baker, Randy Robertson, Blanca Burns  
Technical fouls: HOUSTON-None. AR-None.

Attendance: 3689

WNIT First Round

Tickets Scanned: 3,021

| Score by periods |  | 1st | 2nd | 3rd | 4th | OT | Total |        |     |
|------------------|--|-----|-----|-----|-----|----|-------|--------|-----|
| HOUSTON          |  | 19  | 17  | 20  | 17  | 7  | 80    | Points | In  |
| AR               |  | 21  | 15  | 22  | 15  | 15 | 88    | Paint  | Off |

Last FG - HOU: 00:25, AR: 00:33.  
Largest lead - HOU by 3 1st-09:13, AR by 9 OT-00:33.  
HOU led for 06:16, AR led for 31:33. Game tied for 07:11.

Score tied - 13 times.  
Lead changed - 9 times.

## March 24, 2019 ♦ Bud Walton Arena ♦ Fayetteville, Arkansas ♦ Second Round



Official Basketball Box Score – Game Totals – Final Statistics  
**UAB vs AR**  
03/24/19 2 p.m. at Fayetteville, Ark. (Bud Walton Arena)



### UAB 52 • 26-7

| #      | Player             | Total |      | 3-Ptr |     | Rebounds |     | PF      | TP | A     | TO | Blk    | Stl | Min   |
|--------|--------------------|-------|------|-------|-----|----------|-----|---------|----|-------|----|--------|-----|-------|
|        |                    | FG    | FGA  | FT    | FTA | Off      | Def |         |    |       |    |        |     |       |
| 13     | THOMAS, Katelynn   | f     | 9-13 | 0-0   | 2-4 | 0        | 4   | 4       | 20 | 0     | 0  | 0      | 0   | 18    |
| 32     | CHILDRESS, Rachael | f     | 1-4  | 0-3   | 0-0 | 0        | 2   | 2       | 0  | 2     | 0  | 0      | 0   | 14    |
| 00     | BARNES, Miyah      | g     | 1-9  | 0-3   | 0-0 | 0        | 4   | 4       | 3  | 2     | 1  | 1      | 0   | 28    |
| 03     | VENDRELL, Angela   | g     | 3-10 | 0-2   | 0-0 | 1        | 2   | 3       | 1  | 6     | 4  | 1      | 1   | 27    |
| 20     | KUZMANIC, Deanna   | g     | 2-8  | 0-3   | 3-4 | 0        | 5   | 5       | 1  | 7     | 5  | 1      | 0   | 36    |
| 01     | WHITLEY, Margaret  | g     | 0-2  | 0-2   | 1-2 | 0        | 2   | 2       | 0  | 1     | 1  | 1      | 0   | 10    |
| 04     | ROLDAN, Talia      | g     | 0-0  | 0-0   | 0-0 | 0        | 1   | 1       | 0  | 1     | 0  | 0      | 0   | 4     |
| 05     | FRASCO, Emily      | g     | 0-2  | 0-2   | 0-0 | 0        | 0   | 0       | 0  | 0     | 0  | 0      | 0   | 4     |
| 10     | ROSENFELD, Sara    | g     | 0-2  | 0-0   | 1-2 | 0        | 0   | 0       | 4  | 1     | 0  | 0      | 0   | 9     |
| 02     | GAULDEN, Maya      | g     | 2-6  | 2-5   | 0-0 | 1        | 3   | 4       | 0  | 6     | 0  | 0      | 0   | 13    |
| 23     | KERSTEIN, Lea      | g     | 1-4  | 1-4   | 0-0 | 1        | 1   | 2       | 0  | 3     | 0  | 0      | 0   | 20    |
| 34     | JOHNSON, Imani     | g     | 1-7  | 0-0   | 2-4 | 3        | 2   | 5       | 4  | 4     | 1  | 2      | 0   | 17    |
| Team   |                    |       |      |       |     |          |     |         |    |       |    |        |     |       |
| Totals |                    | 20-67 |      | 3-24  |     | 9-16     |     | 8 29 37 |    | 18 52 |    | 13 9 1 |     | 4 200 |

1st - FG %: 5-15 33.3% 2nd - 4-18 22.2% 3rd - 4-16 25.0% 4th - 7-18 38.9% Game: 20-67 29.9% Deadball  
3FG %: 0-4 0.0% 0-6 0.0% 0-2 0.0% 3-12 25.0% 3-24 12.5% Rebounds  
FT %: 0-1 0.0% 4-6 66.7% 5-8 62.5% 0-1 0.0% 9-16 56.3% 5

### AR 100 • 22-14

| #      | Player            | Total |      | 3-Ptr |     | Rebounds |     | PF       | TP | A      | TO | Blk    | Stl | Min   |
|--------|-------------------|-------|------|-------|-----|----------|-----|----------|----|--------|----|--------|-----|-------|
|        |                   | FG    | FGA  | FT    | FTA | Off      | Def |          |    |        |    |        |     |       |
| 10     | WILLIAMS, Kiara   | f     | 4-5  | 0-0   | 0-0 | 2        | 5   | 7        | 3  | 8      | 0  | 0      | 1   | 18    |
| 02     | TOLEFREE, Alexis  | g     | 6-8  | 5-6   | 0-0 | 0        | 8   | 8        | 1  | 17     | 3  | 0      | 0   | 23    |
| 03     | MONK, Malica      | g     | 6-11 | 2-4   | 1-2 | 2        | 0   | 2        | 0  | 15     | 2  | 0      | 0   | 22    |
| 14     | MASON, Jaliyn     | g     | 4-8  | 3-4   | 0-0 | 0        | 2   | 2        | 3  | 11     | 2  | 0      | 0   | 22    |
| 33     | DUNGE, Chelsea    | g     | 4-9  | 0-1   | 5-6 | 1        | 4   | 5        | 1  | 13     | 1  | 2      | 0   | 24    |
| 00     | GAULDEN, A'Tyanna | g     | 3-7  | 0-1   | 1-2 | 3        | 3   | 0        | 7  | 4      | 3  | 0      | 0   | 19    |
| 01     | NORTHCROSS-BAKER, | g     | 1-2  | 0-0   | 0-0 | 0        | 1   | 1        | 2  | 3      | 0  | 0      | 0   | 13    |
| 13     | SPANGLER, Grayce  | g     | 3-5  | 3-5   | 0-0 | 0        | 0   | 0        | 0  | 9      | 0  | 0      | 0   | 8     |
| 20     | STOUT, Sydney     | g     | 0-1  | 0-1   | 1-2 | 1        | 4   | 5        | 0  | 1      | 1  | 0      | 0   | 10    |
| 22     | ZIMMERMAN, Bailey | g     | 4-9  | 1-4   | 2-3 | 1        | 5   | 6        | 1  | 11     | 0  | 1      | 1   | 16    |
| 24     | THOMAS, Taylah    | g     | 1-2  | 0-0   | 1-2 | 0        | 6   | 6        | 4  | 3      | 0  | 0      | 1   | 12    |
| 52     | DOUMBIA, Rokia    | g     | 1-5  | 0-2   | 0-0 | 1        | 2   | 3        | 1  | 2      | 3  | 1      | 0   | 13    |
| Team   |                   |       |      |       |     |          |     |          |    |        |    |        |     |       |
| Totals |                   | 37-72 |      | 15-30 |     | 11-16    |     | 11 41 52 |    | 16 100 |    | 16 7 3 |     | 3 200 |

1st - FG %: 11-22 50.0% 2nd - 9-18 50.0% 3rd - 11-14 78.6% 4th - 6-18 33.3% Game: 37-72 51.4% Deadball  
3FG %: 3-6 50.0% 6-10 60.0% 3-5 60.0% 3-9 33.3% 15-30 50.0% Rebounds  
FT %: 1-2 50.0% 2-4 50.0% 6-6 100.0% 2-4 50.0% 11-16 68.8% 0

Officials: Bill Larrance, Metta Roberts, Eric Koch  
Technical fouls: UAB-None. AR-None.

Attendance: 3939

Tickets Scanned: 3868

| Score by periods |  | 1st | 2nd | 3rd | 4th | Total |        |     |
|------------------|--|-----|-----|-----|-----|-------|--------|-----|
| UAB              |  | 19  | 17  | 20  | 17  | 80    | Points | In  |
| AR               |  | 21  | 15  | 22  | 15  | 88    | Paint  | Off |



# WNIT TOURNAMENT RECORDS

March 28, 2019 ♦ Bud Walton Arena  
♦ Fayetteville, Arkansas ♦ Third Round

Official Basketball Box Score – Game Totals – Final Statistics

TCU vs AR

03/28/19 7 p.m. at Fayetteville, Ark. (Bud Walton Arena)

TCU 82 • 23-10

| #           | Player            | Total      |        | 3-Ptr           |         | Rebounds        |     | PF              | TP | A TO Blk Stl      |   |           |  | Min |
|-------------|-------------------|------------|--------|-----------------|---------|-----------------|-----|-----------------|----|-------------------|---|-----------|--|-----|
|             |                   | FG-FGA     | FG-FGA | FT-FTA          | FT-FTA  | Off             | Def |                 |    |                   |   |           |  |     |
| 00          | OKONKWO, Amy      | 10-21      | 4-7    | 12-13           | 4 10 14 | 1               | 36  | 1               | 5  | 0                 | 2 | 34        |  |     |
| 22          | MOORE, Jordan     | 3-6        | 0-0    | 1-2             | 4 2 6   | 3               | 7   | 0               | 3  | 0                 | 0 | 16        |  |     |
| 15          | WOODS, Jayde      | 4-8        | 2-3    | 0-0             | 1 5 6   | 3               | 10  | 2               | 0  | 0                 | 0 | 36        |  |     |
| 20          | HEARD, Lauren     | 2-12       | 0-2    | 8-8             | 0 5 5   | 3               | 12  | 2               | 5  | 0                 | 1 | 33        |  |     |
| 25          | RAY, Kianna       | 2-8        | 1-4    | 0-0             | 1 3 4   | 1               | 5   | 3               | 0  | 3                 | 2 | 39        |  |     |
| 01          | PAYNE, Ryann      | 0-1        | 0-1    | 0-0             | 0 0 0   | 0               | 0   | 0               | 0  | 0                 | 0 | 2         |  |     |
| 05          | MORRIS, Yummy     | 0-1        | 0-0    | 0-0             | 1 0 1   | 0               | 0   | 0               | 0  | 0                 | 0 | 4         |  |     |
| 24          | VANN, Dakota      | 0-2        | 0-1    | 0-0             | 0 1 1   | 2               | 0   | 1               | 1  | 0                 | 0 | 9         |  |     |
| 33          | AKOMOLAFE, Adeola | 5-8        | 0-0    | 2-2             | 5 2 7   | 2               | 12  | 3               | 1  | 0                 | 2 | 27        |  |     |
| Team        |                   |            |        |                 |         | 0 1 1           |     |                 |    |                   |   |           |  |     |
| Totals      |                   | 26-67      |        | 7-18            |         | 23-25           |     | 16 29 45        |    | 15 82             |   | 12 15 3 7 |  | 200 |
| 1st - FG %: |                   | 7-15 46.7% |        | 2nd: 6-20 30.0% |         | 3rd: 6-17 35.3% |     | 4th: 7-15 46.7% |    | Game: 26-67 38.8% |   | Deadball  |  |     |
| 3FG %:      |                   | 1-4 25.0%  |        | 1-7 14.3%       |         | 2-3 66.7%       |     | 3-4 75.0%       |    | 7-18 38.9%        |   | Rebounds  |  |     |
| FT %:       |                   | 3-4 75.0%  |        | 8-8 100.0%      |         | 3-3 100.0%      |     | 9-10 90.0%      |    | 23-25 92.0%       |   | 2,1       |  |     |

AR 78 • 22-15

| #           | Player            | Total      |        | 3-Ptr           |        | Rebounds        |     | PF              | TP | A TO Blk Stl      |   |           |   | Min |
|-------------|-------------------|------------|--------|-----------------|--------|-----------------|-----|-----------------|----|-------------------|---|-----------|---|-----|
|             |                   | FG-FGA     | FG-FGA | FT-FTA          | FT-FTA | Off             | Def |                 |    |                   |   |           |   |     |
| 10          | WILLIAMS, Kiara   | 4-4        | 0-0    | 0-0             | 1 5 6  | 1               | 8   | 1               | 1  | 1                 | 2 | 1         | 2 | 29  |
| 02          | TOLEFREE, Alexis  | 3-10       | 1-5    | 2-3             | 0 5 5  | 2               | 9   | 1               | 3  | 0                 | 2 | 25        |   |     |
| 03          | MONK, Malica      | 8-16       | 2-4    | 0-0             | 1 5 6  | 3               | 18  | 2               | 2  | 0                 | 0 | 37        |   |     |
| 14          | MASON, Jailyn     | 6-9        | 4-6    | 1-2             | 1 3 4  | 4               | 17  | 4               | 3  | 1                 | 3 | 39        |   |     |
| 33          | DUNGEE, Chelsea   | 7-17       | 3-4    | 5-6             | 0 1 1  | 4               | 22  | 4               | 2  | 1                 | 2 | 38        |   |     |
| 00          | GAULDEN, A'Tyanna | 1-4        | 0-0    | 0-0             | 1 0 1  | 2               | 2   | 1               | 1  | 0                 | 0 | 5         |   |     |
| 01          | NORTHCROSS-BAKER, | 0-3        | 0-2    | 0-0             | 0 1 1  | 3               | 0   | 2               | 0  | 0                 | 0 | 11        |   |     |
| 22          | ZIMMERMAN, Bailey | 0-1        | 0-0    | 0-0             | 0 0 0  | 2               | 0   | 0               | 0  | 0                 | 0 | 5         |   |     |
| 24          | THOMAS, Taylah    | 0-1        | 0-0    | 2-4             | 1 3 4  | 0               | 2   | 0               | 0  | 1                 | 1 | 11        |   |     |
| 52          | DOUMBIA, Rokia    | 0-0        | 0-0    | 0-0             | 0 0 0  | 0               | 0   | 0               | 0  | 0                 | 0 | 0+        |   |     |
| Team        |                   |            |        |                 |        | 2 1 3           |     |                 |    |                   |   |           |   |     |
| Totals      |                   | 29-65      |        | 10-21           |        | 10-15           |     | 7 24 31         |    | 21 78             |   | 15 12 5 9 |   | 200 |
| 1st - FG %: |                   | 9-15 60.0% |        | 2nd: 8-16 50.0% |        | 3rd: 5-19 26.3% |     | 4th: 7-15 46.7% |    | Game: 29-65 44.6% |   | Deadball  |   |     |
| 3FG %:      |                   | 3-5 60.0%  |        | 3-4 75.0%       |        | 2-7 28.6%       |     | 2-5 40.0%       |    | 10-21 47.6%       |   | Rebounds  |   |     |
| FT %:       |                   | 4-6 66.7%  |        | 0-2 0.0%        |        | 2-2 100.0%      |     | 4-5 80.0%       |    | 10-15 66.7%       |   | 4,1       |   |     |

Officials: Amy Bonner, Doug Knight, Angelica Suffren

Technical fouls: TCU-None. AR-None.

Attendance: 5287

WNIT Third Round

Tickets Scanned: 4,718

| Score by periods |  | 1st | 2nd | 3rd | 4th | Total |
|------------------|--|-----|-----|-----|-----|-------|
| TCU              |  | 18  | 21  | 17  | 26  | 82    |
| AR               |  | 25  | 19  | 14  | 20  | 78    |

Last FG - TCU 4th-01:04, AR 4th-00:14.

Largest lead - TCU by 7 4th-00:46, AR by 8 2nd-05:59.

TCU led for 04:38, AR led for 30:41. Game was tied for 04:40.

| Points | In | T/O | 2nd | Fast | Bench |
|--------|----|-----|-----|------|-------|
|        |    |     |     |      |       |
| TCU    | 32 | 13  | 7   | 11   | 4     |
| AR     | 26 | 7   | 7   | 11   | 4     |

Score tied - 2 times.

Lead changed - 3 times.

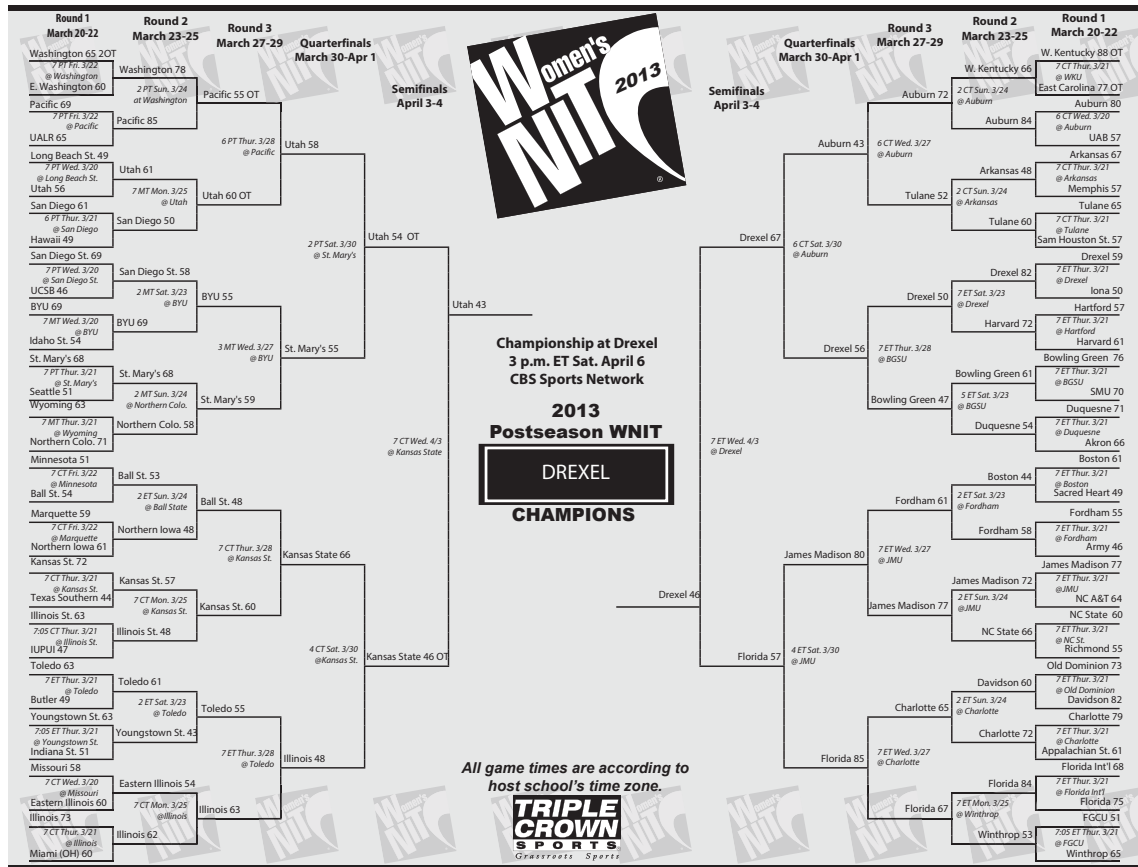


Front row, from left: Alexis Tolefree, Grayce Spangler, Sydeny South, Raven Northcross-Baker, Bailey Zimmerman, Malica Monk, Rokia Doumbia, A'Tyanna Gauden, Chelsea Dungee. Second row (l-r): Director of Video and Scouting Jeff Brazil, Assistant Coach Lacey Goldwire, Head Coach Mike Neighbors, Amber Ramirez, Jailyn Maosn, Taylah Thomas, Kiara Williams, Macy Weaver, Assistant Coach Pauline Love, Assistant Coach Todd Schaefer, Graduate Assistant Heather Corral, Director of Basketball Operations Amber Shirey. Back Row (l-r): manager Evan Johnston, manager Makayla Grant, manager Olivia James, Graduate Assistant Jalen Powell, Director of Student-Athlete Development C'eira Ricketts, Head Strength and Conditioning Coach Todd Barbour, Assistant Athletic Trainer Natalie Trotter, manager Delaney Osborn, manager



# WNIT TOURNAMENT RECORDS

## 2013 WNIT 1-1 SECOND ROUND



### March 21, 2013 ♦ Bud Walton Arena ♦ Fayetteville, Ark. ♦ First Round

Official Basketball Box Score – Game Totals – Final Statistics  
MEMPHIS vs ARKANSAS  
03/21/13 7 p.m. at Fayetteville, Ark. (Bud Walton Arena)

MEMPHIS 57 • 17-15

| #              | Player               | Total  | 3-Ptr  | Rebounds  | PF    | TP    | A     | T     | Bk    | Stl | Min |   |   |     |    |                   |
|----------------|----------------------|--------|--------|-----------|-------|-------|-------|-------|-------|-----|-----|---|---|-----|----|-------------------|
|                |                      | FG-FGA | FG-FGA | FT-FTA    | Off   | Def   | Tot   |       |       |     |     |   |   |     |    |                   |
| 21             | FUQUA-BEY, Asiana    | f      | 1-3    | 0-0       | 0-0   | 3     | 2     | 5     | 3     | 2   | 1   | 1 | 1 | 0   | 22 |                   |
| 38             | DICKSON, Nicole      | f      | 6-19   | 2-8       | 0-0   | 1     | 4     | 5     | 4     | 14  | 1   | 1 | 1 | 2   | 35 |                   |
| 10             | ABDUL-QAADIR, Bilqis | g      | 4-12   | 2-6       | 1-3   | 0     | 1     | 1     | 2     | 11  | 2   | 2 | 0 | 3   | 38 |                   |
| 11             | AJANAKU, Jamila      | g      | 3-5    | 0-0       | 0-0   | 4     | 5     | 9     | 2     | 6   | 1   | 3 | 0 | 0   | 27 |                   |
| 12             | HEARN, Ariel         | g      | 4-12   | 0-3       | 8-12  | 1     | 3     | 4     | 5     | 16  | 4   | 2 | 1 | 0   | 37 |                   |
| 05             | MCGRAW, Lauren       | g      | 0-3    | 0-1       | 0-0   | 1     | 0     | 1     | 3     | 0   | 1   | 2 | 0 | 1   | 15 |                   |
| 15             | HOPE, Pa'Sonna       | g      | 4-6    | 0-0       | 0-0   | 3     | 5     | 8     | 2     | 8   | 0   | 1 | 3 | 1   | 22 |                   |
| 23             | JACKSON, Jaymie      | g      | 0-0    | 0-0       | 0-0   | 0     | 0     | 0     | 1     | 0   | 1   | 1 | 0 | 0   | 4  |                   |
| Team           |                      |        |        |           |       | 1     | 2     | 3     |       |     |     |   |   |     |    |                   |
| Totals         |                      | 22-60  | 4-18   | 9-15      | 14    | 22    | 36    | 22    | 57    | 11  | 14  | 6 | 7 | 200 |    |                   |
| FG % 1st Half  |                      | 8-27   | 29.6%  | 2nd half: | 14-33 | 42.4% | Game: | 22-60 | 36.7% |     |     |   |   |     |    | Deadball Rebounds |
| 3FG % 1st Half |                      | 1-10   | 10.0%  | 2nd half: | 3-8   | 37.5% | Game: | 4-18  | 22.2% |     |     |   |   |     |    | 2.2               |
| FT % 1st Half  |                      | 4-7    | 57.1%  | 2nd half: | 5-8   | 62.5% | Game: | 9-15  | 60.0% |     |     |   |   |     |    |                   |

ARKANSAS 67 • 20-12

| #              | Player              | Total  | 3-Ptr  | Rebounds  | PF    | TP    | A     | T     | Bk    | Stl | Min |   |   |     |    |                   |
|----------------|---------------------|--------|--------|-----------|-------|-------|-------|-------|-------|-----|-----|---|---|-----|----|-------------------|
|                |                     | FG-FGA | FG-FGA | FT-FTA    | Off   | Def   | Tot   |       |       |     |     |   |   |     |    |                   |
| 24             | WILLIAMS, Quistelle | f      | 4-15   | 2-7       | 2-2   | 4     | 7     | 11    | 2     | 12  | 1   | 1 | 1 | 0   | 29 |                   |
| 42             | BOWEN, Jhasmin      | f      | 2-6    | 0-0       | 1-3   | 1     | 3     | 4     | 0     | 5   | 0   | 3 | 1 | 0   | 19 |                   |
| 01             | PEAK, Keira         | g      | 2-7    | 0-0       | 2-3   | 5     | 2     | 7     | 2     | 6   | 1   | 4 | 1 | 1   | 33 |                   |
| 11             | BERNA, Calli        | g      | 4-7    | 1-2       | 5-8   | 0     | 4     | 4     | 1     | 14  | 6   | 2 | 1 | 1   | 40 |                   |
| 12             | WILSON, Dominique   | g      | 6-7    | 3-4       | 0-0   | 3     | 3     | 6     | 3     | 15  | 2   | 0 | 0 | 1   | 29 |                   |
| 04             | WATKINS, Sarah      | g      | 2-8    | 0-0       | 4-4   | 1     | 5     | 6     | 3     | 8   | 1   | 2 | 0 | 0   | 29 |                   |
| 14             | GATLING, Erin       | g      | 2-6    | 1-4       | 2-2   | 1     | 2     | 3     | 3     | 7   | 1   | 2 | 0 | 2   | 18 |                   |
| 33             | WOLFF, Melissa      | g      | 0-2    | 0-0       | 0-0   | 0     | 1     | 1     | 1     | 0   | 0   | 0 | 0 | 0   | 3  |                   |
| Team           |                     |        |        |           |       | 1     | 1     | 2     |       |     |     |   |   |     |    |                   |
| Totals         |                     | 22-58  | 7-17   | 16-22     | 16    | 28    | 44    | 15    | 67    | 12  | 14  | 4 | 5 | 200 |    |                   |
| FG % 1st Half  |                     | 15-31  | 48.4%  | 2nd half: | 7-27  | 25.9% | Game: | 22-58 | 37.9% |     |     |   |   |     |    | Deadball Rebounds |
| 3FG % 1st Half |                     | 5-9    | 55.6%  | 2nd half: | 2-8   | 25.0% | Game: | 7-17  | 41.2% |     |     |   |   |     |    | 2                 |
| FT % 1st Half  |                     | 4-8    | 50.0%  | 2nd half: | 12-14 | 85.7% | Game: | 16-22 | 72.7% |     |     |   |   |     |    |                   |

Officials: Charles Carroll, Rachael Monroe, Scott Starkey  
Technical fouls: MEMPHIS-None. ARKANSAS-None.  
Attendance: 1145  
First Round WNIT  
Fouled out: Memphis #12, Hearn (0.41 3 2nd half)

| Score by periods | 1st | 2nd | Total |
|------------------|-----|-----|-------|
| MEMPHIS          | 21  | 36  | 57    |
| ARKANSAS         | 39  | 28  | 67    |

### March 24, 2013 ♦ Bud Walton Arena ♦ Fayetteville, Ark. ♦ Second Round

Official Basketball Box Score – Game Totals – Final Statistics  
TULANE vs ARKANSAS  
03/24/13 2 p.m. at Fayetteville, Ark. (Bud Walton Arena)

TULANE 60 • 24-8

| #                     | Player             |   | Total  |        | 3-Ptr     |       | Rebounds |       | PF    | TP    | A  | T  | Bk | Stl | Min |
|-----------------------|--------------------|---|--------|--------|-----------|-------|----------|-------|-------|-------|----|----|----|-----|-----|
|                       |                    |   | FG-FGA | FG-FGA | FT-FTA    | Off   | Def      | Tot   |       |       |    |    |    |     |     |
| 22                    | DALE, Tiffany      | f | 2-4    | 0-0    | 2-2       | 0     | 3        | 3     | 5     | 6     | 0  | 3  | 0  | 1   | 20  |
| 24                    | KAUTSKY, Janique   | f | 3-5    | 1-2    | 2-4       | 3     | 2        | 5     | 3     | 9     | 0  | 2  | 1  | 0   | 33  |
| 20                    | BLAGG, Danielle    | g | 0-3    | 0-3    | 0-0       | 0     | 2        | 2     | 3     | 0     | 0  | 1  | 1  | 0   | 15  |
| 21                    | GRAYSON, Olivia    | g | 3-8    | 2-5    | 0-1       | 0     | 5        | 5     | 0     | 8     | 2  | 8  | 0  | 5   | 33  |
| 23                    | KAPLAN, Jamie      | g | 2-6    | 0-0    | 6-7       | 1     | 7        | 8     | 0     | 10    | 7  | 3  | 0  | 0   | 31  |
| 15                    | EBOMWONYI, Adesuwu | g | 0-1    | 0-1    | 0-0       | 0     | 0        | 0     | 5     | 0     | 0  | 2  | 0  | 0   | 6   |
| 25                    | SNOW, Tyria        | g | 2-3    | 1-2    | 0-0       | 0     | 3        | 3     | 1     | 5     | 1  | 1  | 0  | 0   | 17  |
| 30                    | JONES, Tierra      | g | 0-0    | 0-0    | 0-0       | 0     | 0        | 0     | 1     | 0     | 0  | 0  | 0  | 0   | 1   |
| 31                    | MCDONALD, Brittany | g | 1-1    | 0-0    | 0-0       | 0     | 1        | 1     | 0     | 2     | 0  | 0  | 0  | 0   | 8   |
| 32                    | BIBBINS, Whitney   | g | 3-6    | 0-0    | 4-4       | 1     | 4        | 5     | 0     | 10    | 0  | 0  | 0  | 2   | 16  |
| 45                    | DURU, Chinwe       | g | 3-4    | 0-0    | 4-4       | 1     | 1        | 2     | 2     | 10    | 2  | 1  | 0  | 0   | 20  |
| Team                  |                    |   |        |        |           |       | 2        | 2     | 4     |       |    |    |    |     |     |
| Totals                |                    |   | 19-41  | 4-13   | 18-22     | 8     | 30       | 38    | 20    | 60    | 12 | 21 | 2  | 8   | 200 |
| FG % 1st Half         |                    |   | 14-25  | 56.0%  | 2nd half: | 5-16  | 31.3%    | Game: | 19-41 | 46.3% |    |    |    |     |     |
| 3FG % 1st Half        |                    |   | 2-4    | 50.0%  | 2nd half: | 2-9   | 22.2%    | Game: | 4-13  | 30.8% |    |    |    |     |     |
| FT % 1st Half         |                    |   | 6-7    | 85.7%  | 2nd half: | 12-15 | 80.0%    | Game: | 18-22 | 81.8% |    |    |    |     |     |
| Deadball Rebounds 2.1 |                    |   |        |        |           |       |          |       |       |       |    |    |    |     |     |

ARKANSAS 48 • 20-13

| #                   | Player              |   | Total  |        | 3-Ptr     |      | Rebounds |       | PF    | TP    | A  | T  | Bk | Stl | Min |
|---------------------|---------------------|---|--------|--------|-----------|------|----------|-------|-------|-------|----|----|----|-----|-----|
|                     |                     |   | FG-FGA | FG-FGA | FT-FTA    | Off  | Def      | Tot   |       |       |    |    |    |     |     |
| 24                  | WILLIAMS, Quistelle | f | 2-12   | 0-3    | 1-2       | 2    | 2        | 4     | 2     | 5     | 0  | 2  | 0  | 0   | 25  |
| 42                  | BOWEN, Jhasmin      | f | 2-3    | 0-0    | 7-10      | 1    | 0        | 1     | 4     | 11    | 1  | 4  | 0  | 0   | 18  |
| 01                  | PEAK, Keira         | g | 3-9    | 0-0    | 3-8       | 5    | 3        | 8     | 3     | 9     | 0  | 1  | 0  | 0   | 31  |
| 11                  | BERNA, Calli        | g | 0-5    | 0-3    | 1-2       | 2    | 2        | 4     | 2     | 1     | 4  | 3  | 0  | 3   | 40  |
| 12                  | WILSON, Dominique   | g | 3-6    | 2-3    | 0-0       | 0    | 0        | 0     | 4     | 8     | 1  | 1  | 0  | 0   | 28  |
| 04                  | WATKINS, Sarah      | g | 5-14   | 0-2    | 2-4       | 5    | 5        | 10    | 2     | 12    | 2  | 1  | 1  | 1   | 34  |
| 14                  | GATLING, Erin       | g | 1-6    | 0-1    | 0-0       | 0    | 2        | 2     | 1     | 2     | 2  | 0  | 0  | 1   | 18  |
| 25                  | BAILEY, Joey        | g | 0-0    | 0-0    | 0-0       | 0    | 0        | 0     | 1     | 0     | 0  | 1  | 0  | 0   | 3   |
| 33                  | WOLFF, Melissa      | g | 0-1    | 0-0    | 0-0       | 0    | 1        | 1     | 0     | 0     | 0  | 0  | 1  | 0   | 3   |
| Team                |                     |   |        |        |           |      | 3        | 1     | 4     |       |    |    |    |     |     |
| Totals              |                     |   | 16-56  | 2-12   | 14-26     | 18   | 16       | 34    | 19    | 48    | 10 | 13 | 2  | 13  | 200 |
| FG % 1st Half       |                     |   | 7-24   | 29.2%  | 2nd half: | 9-32 | 28.1%    | Game: | 16-56 | 28.6% |    |    |    |     |     |
| 3FG % 1st Half      |                     |   | 2-6    | 33.3%  | 2nd half: | 0-6  | 0.0%     | Game: | 2-12  | 16.7% |    |    |    |     |     |
| FT % 1st Half       |                     |   | 6-9    | 66.7%  | 2nd half: | 8-17 | 47.1%    | Game: | 14-26 | 53.8% |    |    |    |     |     |
| Deadball Rebounds 3 |                     |   |        |        |           |      |          |       |       |       |    |    |    |     |     |

Officials: Robert Strong, Randy Robertson, Rachel Monroe  
Technical fouls: TULANE-None. ARKANSAS-None.  
Attendance: 1348  
WNIT Second Round  
Fouled out: Tulane #15, Ebomwonyi (8.46, 2H) #22, Dale (0.55 5, 2H)

| Score by periods |  |  |  | 1st | 2nd | Total |  |  |  |  |  |  |  |  |
|------------------|--|--|--|-----|-----|-------|--|--|--|--|--|--|--|--|
| TULANE           |  |  |  | 36  | 24  | 60    |  |  |  |  |  |  |  |  |
| ARKANSAS         |  |  |  | 22  | 26  | 48    |  |  |  |  |  |  |  |  |

| Points |  | In    | Off | 2nd    | Fast  |       |    |
|--------|--|-------|-----|--------|-------|-------|----|
| TLN    |  | Paint | T/O | Chance | Break | Bench |    |
| AR     |  | 14    | 10  | 11     | 0     | 0     | 27 |
|        |  | 24    | 13  | 12     | 2     | 14    |    |

Last FG - TULANE 2nd 03:56, AR 2nd 00:17.

Largest lead - TULANE by 14 1st 02:04, AR by 2 1st 14:59.

Score tied - 5 times.

Lead changed - 6 times.



# WNIT TOURNAMENT RECORDS



2012-13 Arkansas Women's Basketball (l-r): Alex Fessler (mgr.), Wyatt Hodges (asst. video), Kendall Ruff (mgr.), Brooke Rogers (mgr.), Mike Jennings (grad. asst.), Todd Barbour (strength coach), Tari Cummings (asst. coach), Nicki Collen (asst. coach), Tom Collen (head coach), Amber Shirey (asst. coach), Jessica Bowie (dir. of ops), Jeff Brazil (video coord.), Natalie Trotter (athletic trainer), Amanda Coughlin (mgr.), Amber Earls (mgr.). Front row (l-r): Erin Gatling, Dominique Wilson, Dominique Robinson, Calli Berna, Quistelle Williams, Joey Bailey, Sarah Watkins, Jhasmin Bowen, Ana-Carlota Faussurier, Melissa Wolff, Kelsey Hatcher, Keira Peak, Mia Melton.




Front row (l-r): McKinley Bostad, Kelsey Brooks, Melissa Wolff, Jhasmin Bowen, head coach Jimmy Dykes, Calli Berna, McKenzie Adams, Nicole Bolt, Bria Pitts. Second Row: graduate assistant John Clark, graduate assistant Betsy Adams, assistant coach Christy Smith, assistant coach Tari Cummings, Khadijah West, Joey Bailey, Katie Powell, Jessica Jackson, assistant coach Simeon Hinsey, director of operations Amber Shirey, video coordinator Jeff Brazier. Back row: manager Lindsay Lawrence, manager Joseph Richardson, manager Maggie Bricker, assistant athletic trainer Natalie Trotter, assistant strength coach Todd Barbour, manager Brandon Kirkpatrick, manager Kendall Ruff, manager Amber Earls.



# WNIT TOURNAMENT RECORDS

## 2011 WNIT 3-1 QUARTERFINALS



### March 27, 2011 ♦ Redbird Arena ♦ Blooming- ton, Illinois ♦ Quarterfinals



Official Basketball Box Score – Game Totals – Final Statistics  
ARKANSAS vs Illinois State  
03-27-11 1:05 p.m. at Doug Collins Court at Redbird Arena

#### ARKANSAS 49 • 22-12

| #              | Player              | Total  |        | 3-Ptr  |        | Rebounds |     | PF    |     | TP          |     | A TO Blk Stl |     | Min      |
|----------------|---------------------|--------|--------|--------|--------|----------|-----|-------|-----|-------------|-----|--------------|-----|----------|
|                |                     | FG-FGA | FT-FTA | FG-FGA | FT-FTA | Off      | Def | Off   | Def | Off         | Def | Off          | Def |          |
| 03             | TOWNSEND, Jamesha   | f      | 1-3    | 0-0    | 0-0    | 1        | 0   | 1     | 0   | 2           | 1   | 0            | 0   | 17       |
| 04             | WATKINS, Sarah      | f      | 5-10   | 0-1    | 6-9    | 2        | 0   | 2     | 4   | 16          | 0   | 2            | 1   | 29       |
| 10             | WALTER, Christasia  | f      | 3-13   | 2-9    | 0-0    | 2        | 1   | 3     | 1   | 8           | 2   | 0            | 0   | 32       |
| 12             | DANIELS, Ashley     | f      | 1-3    | 0-0    | 1-2    | 4        | 4   | 8     | 1   | 3           | 1   | 2            | 1   | 28       |
| 22             | RICKETTS, C'eira    | g      | 2-14   | 0-2    | 3-4    | 0        | 3   | 3     | 2   | 7           | 2   | 3            | 0   | 29       |
| 01             | PEAK, Keira         | g      | 3-9    | 1-3    | 0-0    | 2        | 6   | 8     | 4   | 7           | 2   | 2            | 0   | 26       |
| 44             | WILLIAMS, Quistelle | g      | 2-9    | 1-5    | 0-0    | 1        | 4   | 5     | 0   | 5           | 0   | 1            | 1   | 20       |
| 45             | DELGADO, Yashira    | g      | 0-3    | 0-1    | 1-4    | 1        | 2   | 3     | 1   | 1           | 2   | 2            | 0   | 19       |
| Team           |                     |        |        |        |        | 0        |     | 3     |     |             |     |              |     |          |
| Totals         |                     | 17-64  |        | 4-21   |        | 11-19    |     | 13    |     | 23          |     | 36           |     | 100      |
| FG % 1st Half  |                     | 7-31   |        | 22.6%  |        | 10-33    |     | 30.3% |     | Game: 17-64 |     | 28.6%        |     | Deadball |
| 3FG % 1st Half |                     | 1-8    |        | 12.5%  |        | 3-13     |     | 23.1% |     | Game: 4-21  |     | 19.0%        |     | Rebounds |
| FT % 1st Half  |                     | 3-4    |        | 75.0%  |        | 8-15     |     | 53.3% |     | Game: 11-19 |     | 57.9%        |     |          |

#### Illinois State 60 • 24-10

| #              | Player            | Total  |        | 3-Ptr  |        | Rebounds |     | PF    |     | TP          |     | A TO Blk Stl |     | Min      |
|----------------|-------------------|--------|--------|--------|--------|----------|-----|-------|-----|-------------|-----|--------------|-----|----------|
|                |                   | FG-FGA | FT-FTA | FG-FGA | FT-FTA | Off      | Def | Off   | Def | Off         | Def | Off          | Def |          |
| 21             | Shelton, Kenyatta | f      | 4-9    | 0-0    | 0-2    | 6        | 5   | 11    | 4   | 8           | 2   | 1            | 0   | 29       |
| 24             | Hanley, Emily     | f      | 4-11   | 0-1    | 3-4    | 3        | 9   | 12    | 2   | 11          | 1   | 1            | 0   | 36       |
| 14             | Clifton, Amanda   | g      | 1-2    | 0-0    | 0-0    | 0        | 3   | 3     | 1   | 2           | 1   | 0            | 1   | 33       |
| 33             | Jackson, Shala    | g      | 5-9    | 1-2    | 5-6    | 0        | 5   | 5     | 1   | 16          | 1   | 7            | 0   | 27       |
| 34             | Spanich, Hannah   | g      | 1-4    | 0-2    | 0-0    | 0        | 3   | 3     | 2   | 2           | 1   | 6            | 2   | 16       |
| 01             | Jenkins, Alexis   | g      | 0-0    | 0-0    | 0-0    | 0        | 0   | 0     | 0   | 1           | 0   | 0            | 0   | 6        |
| 03             | Sykes, Candace    | g      | 2-4    | 1-2    | 0-0    | 0        | 4   | 4     | 0   | 5           | 0   | 3            | 0   | 12       |
| 20             | Broadway, Katie   | g      | 6-14   | 4-9    | 0-0    | 0        | 3   | 3     | 0   | 16          | 0   | 1            | 0   | 32       |
| 41             | Hall, Marley      | g      | 0-1    | 0-0    | 0-0    | 0        | 0   | 0     | 3   | 0           | 0   | 0            | 0   | 9        |
| Team           |                   |        |        |        |        | 1        |     | 5     |     | 1           |     |              |     |          |
| Totals         |                   | 23-54  |        | 6-16   |        | 10       |     | 37    |     | 47          |     | 14           |     | 200      |
| FG % 1st Half  |                   | 11-28  |        | 39.3%  |        | 12-26    |     | 46.2% |     | Game: 23-54 |     | 42.6%        |     | Deadball |
| 3FG % 1st Half |                   | 3-9    |        | 33.3%  |        | 3-7      |     | 42.9% |     | Game: 6-16  |     | 37.5%        |     | Rebounds |
| FT % 1st Half  |                   | 6-9    |        | 66.7%  |        | 2-3      |     | 66.7% |     | Game: 6-12  |     | 66.7%        |     |          |

Officials: Billy Smith, Bob Entler, Kelly Dennis  
Technical fouls: ARKANSAS-None. Illinois State-None.  
Attendance: 2386  
Redbirds advance to Final Four of WNIT.

| Score by periods | 1st | 2nd | Total |
|------------------|-----|-----|-------|
| ARKANSAS         | 18  | 31  | 49    |
| Illinois State   | 31  | 29  | 60    |

### March 23, 2011 ♦ Mabee Center ♦ Tulsa, Oklahoma ♦ Third Round



Official Basketball Box Score – Game Totals – Final Statistics  
ARKANSAS vs Oral Roberts  
03-23-11 7:05 pm at Tulsa, OK (Mabee Center)

#### ARKANSAS 78 • 22-11

| #              | Player              | Total  |        | 3-Ptr  |        | Rebounds |     | PF    |     | TP          |     | A TO Blk Stl |     | Min      |
|----------------|---------------------|--------|--------|--------|--------|----------|-----|-------|-----|-------------|-----|--------------|-----|----------|
|                |                     | FG-FGA | FT-FTA | FG-FGA | FT-FTA | Off      | Def | Off   | Def | Off         | Def | Off          | Def |          |
| 03             | TOWNSEND, Jamesha   | f      | 3-4    | 0-0    | 1-2    | 2        | 2   | 4     | 2   | 7           | 0   | 4            | 1   | 26       |
| 04             | WATKINS, Sarah      | f      | 4-8    | 0-0    | 5-6    | 1        | 1   | 2     | 5   | 13          | 0   | 0            | 0   | 18       |
| 12             | DANIELS, Ashley     | f      | 4-7    | 0-0    | 1-2    | 2        | 1   | 3     | 4   | 9           | 0   | 1            | 0   | 23       |
| 10             | WALTER, Christasia  | g      | 9-18   | 5-13   | 3-4    | 2        | 3   | 5     | 2   | 26          | 2   | 3            | 0   | 35       |
| 22             | RICKETTS, C'eira    | g      | 5-10   | 0-1    | 2-2    | 0        | 2   | 2     | 1   | 12          | 7   | 3            | 0   | 35       |
| 01             | PEAK, Keira         | g      | 1-2    | 0-0    | 1-2    | 3        | 5   | 8     | 2   | 3           | 1   | 2            | 0   | 23       |
| 13             | INMAN, Julie        | g      | 0-1    | 0-1    | 0-0    | 0        | 0   | 0     | 0   | 0           | 0   | 0            | 0   | 2        |
| 44             | WILLIAMS, Quistelle | g      | 3-6    | 0-0    | 0-0    | 1        | 2   | 3     | 4   | 6           | 0   | 1            | 0   | 23       |
| 45             | DELGADO, Yashira    | g      | 1-4    | 0-1    | 0-0    | 0        | 3   | 3     | 0   | 2           | 2   | 3            | 0   | 15       |
| Team           |                     |        |        |        |        | 3        |     | 6     |     |             |     |              |     |          |
| Totals         |                     | 30-58  |        | 5-16   |        | 13-18    |     | 14    |     | 22          |     | 36           |     | 200      |
| FG % 1st Half  |                     | 15-32  |        | 46.9%  |        | 15-26    |     | 57.7% |     | Game: 30-58 |     | 51.7%        |     | Deadball |
| 3FG % 1st Half |                     | 4-10   |        | 40.0%  |        | 1-6      |     | 16.7% |     | Game: 5-16  |     | 31.3%        |     | Rebounds |
| FT % 1st Half  |                     | 8-12   |        | 66.7%  |        | 5-6      |     | 83.3% |     | Game: 13-18 |     | 72.2%        |     |          |

#### Oral Roberts 59 • 23-11

| #              | Player           | Total  |        | 3-Ptr  |        | Rebounds |     | PF    |     | TP          |     | A TO Blk Stl |     | Min      |
|----------------|------------------|--------|--------|--------|--------|----------|-----|-------|-----|-------------|-----|--------------|-----|----------|
|                |                  | FG-FGA | FT-FTA | FG-FGA | FT-FTA | Off      | Def | Off   | Def | Off         | Def | Off          | Def |          |
| 20             | PYLE, Jordan     | f      | 6-9    | 1-1    | 2-3    | 1        | 4   | 5     | 5   | 15          | 3   | 1            | 1   | 27       |
| 43             | CARVER, Amber    | f      | 1-1    | 0-0    | 0-0    | 0        | 2   | 2     | 2   | 2           | 0   | 1            | 0   | 1        |
| 03             | CERGO, Priscilla | g      | 1-2    | 0-0    | 1-2    | 0        | 0   | 0     | 0   | 3           | 4   | 2            | 0   | 15       |
| 04             | JONES, Georgia   | g      | 5-7    | 4-5    | 0-0    | 0        | 3   | 3     | 1   | 14          | 1   | 7            | 0   | 17       |
| 15             | LUPER, Kevi      | g      | 1-9    | 0-2    | 2-3    | 1        | 0   | 1     | 2   | 4           | 1   | 7            | 0   | 36       |
| 12             | KEY, Christian   | g      | 0-2    | 0-2    | 2-2    | 0        | 0   | 0     | 0   | 2           | 0   | 0            | 0   | 10       |
| 13             | BUCK, Savanna    | g      | 1-6    | 0-2    | 4-5    | 1        | 0   | 1     | 1   | 6           | 2   | 3            | 1   | 26       |
| 22             | BIGHAM, Jaci     | g      | 0-2    | 0-1    | 2-2    | 1        | 1   | 2     | 2   | 3           | 0   | 0            | 0   | 14       |
| 32             | ALLEN, Dominique | g      | 5-9    | 0-0    | 1-1    | 1        | 6   | 7     | 3   | 11          | 1   | 1            | 0   | 36       |
| Team           |                  |        |        |        |        | 1        |     | 0     |     |             |     |              |     |          |
| Totals         |                  | 20-47  |        | 5-13   |        | 14-18    |     | 16    |     | 22          |     | 16           |     | 200      |
| FG % 1st Half  |                  | 11-24  |        | 45.8%  |        | 9-23     |     | 39.1% |     | Game: 20-47 |     | 42.6%        |     | Deadball |
| 3FG % 1st Half |                  | 4-6    |        | 66.7%  |        | 1-7      |     | 14.3% |     | Game: 5-13  |     | 38.5%        |     | Rebounds |
| FT % 1st Half  |                  | 4-4    |        | 100.0% |        | 10-14    |     | 71.4% |     | Game: 14-18 |     | 77.8%        |     |          |

Officials: Carla Fountain, Brian Hall, Bill Larence  
Technical fouls: ARKANSAS-None. Oral Roberts-TEAM.  
Attendance: 1843

| Score by periods | 1st | 2nd | Total |
|------------------|-----|-----|-------|
| ARKANSAS         | 42  | 36  | 78    |
| Oral Roberts     | 30  | 29  | 59    |



# WNIT TOURNAMENT RECORDS

## 2011 WNIT 3-1 QUARTERFINALS

**March 20, 2011 ♦ JQH Arena**  
♦ Springfield, Missouri ♦ Second Round



Official Basketball Box Score – Game Totals – Final Statistics  
Arkansas vs Missouri State  
03/20/11 2:05 p.m. at Springfield, Mo. - JQH Arena



Arkansas 65 • 21-11

| #              | Player              | Total  |        | 3-Ptr  |        | Rebounds |     | PF    | TP | A     | TO | Blk      | Stl | Min         |
|----------------|---------------------|--------|--------|--------|--------|----------|-----|-------|----|-------|----|----------|-----|-------------|
|                |                     | FG-FGA | FG-FGA | FT-FTA | FT-FTA | Off      | Def |       |    |       |    |          |     |             |
| 03             | TOWNSEND, Jamesha   | f      | 0-1    | 0-0    | 0-0    | 0        | 1   | 1     | 0  | 1     | 1  | 1        | 0   | 18          |
| 12             | DANIELS, Ashley     | f      | 2-4    | 0-1    | 4-4    | 3        | 4   | 7     | 3  | 8     | 2  | 1        | 1   | 29          |
| 04             | WATKINS, Sarah      | c      | 4-16   | 1-5    | 4-7    | 4        | 4   | 8     | 4  | 13    | 0  | 1        | 1   | 29          |
| 10             | WALTER, Christasia  | g      | 3-7    | 2-5    | 0-0    | 2        | 3   | 5     | 3  | 8     | 2  | 3        | 0   | 26          |
| 22             | RICKETTS, C'eira    | g      | 7-22   | 2-4    | 5-7    | 3        | 6   | 9     | 1  | 21    | 3  | 0        | 0   | 38          |
| 01             | PEAK, Keira         | g      | 2-5    | 0-0    | 0-2    | 2        | 1   | 3     | 4  | 2     | 1  | 0        | 0   | 17          |
| 13             | INMAN, Julie        | g      | 1-5    | 0-2    | 1-1    | 1        | 0   | 1     | 1  | 3     | 0  | 0        | 0   | 10          |
| 44             | WILLIAMS, Quistelle | g      | 4-7    | 0-1    | 0-0    | 4        | 3   | 7     | 3  | 8     | 0  | 0        | 0   | 22          |
| 45             | DELGADO, Yashira    | g      | 0-2    | 0-0    | 0-0    | 0        | 2   | 2     | 0  | 0     | 0  | 0        | 0   | 11          |
| Team           |                     |        |        |        |        | 3        |     | 5     |    | 2     |    |          |     |             |
| Totals         |                     | 23-69  |        | 5-19   |        | 14-21    |     | 22    |    | 26    |    | 48       |     | 19 65       |
| FG % 1st Half  |                     | 13-38  |        | 34.2%  |        | 2nd half |     | 10-31 |    | 32.3% |    | Game:    |     | 23-69 33.3% |
| 3FG % 1st Half |                     | 3-11   |        | 27.3%  |        | 2nd half |     | 2-8   |    | 25.0% |    | Game:    |     | 5-19 26.3%  |
| FT % 1st Half  |                     | 5-6    |        | 83.3%  |        | 2nd half |     | 9-15  |    | 60.0% |    | Game:    |     | 14-21 66.7% |
|                |                     |        |        |        |        |          |     |       |    |       |    | Deadball |     | Rebounds    |
|                |                     |        |        |        |        |          |     |       |    |       |    |          |     | 3           |

Missouri State 64 • 24-11

| #              | Player              | Total  |        | 3-Ptr  |        | Rebounds |     | PF    | TP | A     | TO | Blk      | Stl | Min         |
|----------------|---------------------|--------|--------|--------|--------|----------|-----|-------|----|-------|----|----------|-----|-------------|
|                |                     | FG-FGA | FG-FGA | FT-FTA | FT-FTA | Off      | Def |       |    |       |    |          |     |             |
| 25             | Mays, Tia           | f      | 0-1    | 0-0    | 3-4    | 0        | 2   | 2     | 2  | 3     | 2  | 0        | 2   | 0           |
| 33             | Shorter, Christiana | f      | 6-8    | 0-0    | 3-3    | 4        | 3   | 7     | 4  | 15    | 0  | 1        | 1   | 23          |
| 05             | Garrison, Casey     | g      | 2-10   | 1-3    | 5-6    | 1        | 3   | 4     | 0  | 10    | 4  | 4        | 1   | 36          |
| 12             | Malone, Jasmine     | g      | 0-3    | 0-3    | 0-0    | 0        | 2   | 2     | 1  | 0     | 2  | 3        | 1   | 17          |
| 14             | Buer, Karly         | g      | 4-7    | 2-3    | 0-2    | 0        | 2   | 2     | 0  | 10    | 1  | 1        | 0   | 18          |
| 01             | Edie, Whitney       | g      | 5-9    | 0-1    | 4-7    | 1        | 7   | 8     | 3  | 14    | 2  | 3        | 1   | 27          |
| 15             | Roberts, Kendra     | g      | 4-7    | 1-1    | 0-0    | 1        | 4   | 5     | 4  | 9     | 2  | 0        | 0   | 22          |
| 23             | Roberson, Jaleshia  | g      | 1-4    | 1-4    | 0-0    | 0        | 2   | 2     | 3  | 3     | 1  | 0        | 0   | 27          |
| 44             | Boshe, Lacey        | g      | 0-1    | 0-0    | 0-0    | 0        | 0   | 0     | 1  | 0     | 0  | 0        | 1   | 7           |
| Team           |                     |        |        |        |        | 0        |     | 3     |    | 3     |    |          |     |             |
| Totals         |                     | 22-50  |        | 5-15   |        | 15-22    |     | 7     |    | 28    |    | 35       |     | 17 64       |
| FG % 1st Half  |                     | 11-23  |        | 47.8%  |        | 2nd half |     | 11-27 |    | 40.7% |    | Game:    |     | 22-50 44.0% |
| 3FG % 1st Half |                     | 2-7    |        | 28.6%  |        | 2nd half |     | 3-8   |    | 37.5% |    | Game:    |     | 5-15 33.3%  |
| FT % 1st Half  |                     | 4-7    |        | 57.1%  |        | 2nd half |     | 11-15 |    | 73.3% |    | Game:    |     | 15-22 68.2% |
|                |                     |        |        |        |        |          |     |       |    |       |    | Deadball |     | Rebounds    |
|                |                     |        |        |        |        |          |     |       |    |       |    |          |     | 2           |

Officials: Charles Carroll, Nick Marshall, Rachael Monroe  
Technical fouls: Arkansas-DANIELS, Ashley; Missouri State-None.  
Attendance: 2083  
2011 Women's National Invitation Tournament  
Second Round

| Score by periods | 1st | 2nd | Total |
|------------------|-----|-----|-------|
| Arkansas         | 34  | 31  | 65    |
| Missouri State   | 28  | 36  | 64    |

Last FG - AR 2nd-00:47, MSU 2nd-00:16.  
Largest lead - AR by 11 1st-12:36, MSU by 2 2nd-13:32.

|        | In    | Off | 2nd    | Fast  |
|--------|-------|-----|--------|-------|
| Points | Paint | T/O | Chance | Break |
| AR     | 28    | 8   | 15     | 6     |
| MSU    | 28    | 5   | 14     | 2     |

Score tied - 3 times.  
Lead changed - 2 times.

**March 17, 2011 ♦ Bud Walton Arena**  
♦ Fayetteville, Arkansas ♦ First Round



Official Basketball Box Score – Game Totals – Final Statistics  
LAMAR vs ARKANSAS  
03-17-11 7 p.m. at Fayetteville, Ark. (Bud Walton Arena)



LAMAR 65 • 25-8


| #              | Player              | Total  |        | 3-Ptr  |        | Rebounds |     | PF    | TP | A     | TO | Blk      | Stl | Min         |
|----------------|---------------------|--------|--------|--------|--------|----------|-----|-------|----|-------|----|----------|-----|-------------|
|                |                     | FG-FGA | FG-FGA | FT-FTA | FT-FTA | Off      | Def |       |    |       |    |          |     |             |
| 05             | Loyd, Kalis         | f      | 6-14   | 1-3    | 1-4    | 1        | 0   | 1     | 4  | 14    | 4  | 4        | 0   | 27          |
| 23             | Whittaker, Monique  | f      | 2-4    | 0-0    | 1-2    | 0        | 2   | 2     | 3  | 5     | 0  | 2        | 0   | 20          |
| 25             | Smith, Trashanna    | f      | 5-9    | 1-2    | 1-4    | 4        | 5   | 9     | 4  | 12    | 4  | 0        | 2   | 32          |
| 11             | Plumley, Jenna      | g      | 5-16   | 5-14   | 0-0    | 1        | 5   | 6     | 2  | 15    | 4  | 3        | 0   | 38          |
| 24             | Green, Ang          | g      | 2-8    | 0-1    | 1-2    | 0        | 4   | 4     | 1  | 5     | 0  | 1        | 0   | 20          |
| 01             | Ayers, Gia          | g      | 0-0    | 0-0    | 0-0    | 0        | 0   | 0     | 0  | 0     | 0  | 0        | 0   | 1           |
| 03             | Brockett, Chantelle | g      | 0-1    | 0-0    | 0-0    | 0        | 1   | 1     | 0  | 0     | 0  | 0        | 0   | 1           |
| 12             | Mock, Brateicka     | g      | 2-6    | 0-0    | 1-2    | 2        | 0   | 2     | 1  | 5     | 0  | 0        | 1   | 18          |
| 21             | Meenings, Adrienne  | g      | 0-1    | 0-1    | 0-0    | 0        | 3   | 3     | 0  | 2     | 0  | 0        | 0   | 9           |
| 22             | Bellatin, Francesca | g      | 0-1    | 0-0    | 0-0    | 0        | 0   | 0     | 0  | 0     | 0  | 1        | 0   | 6           |
| 30             | Hays, Taylor        | g      | 2-5    | 1-3    | 1-3    | 1        | 2   | 3     | 0  | 6     | 1  | 1        | 1   | 15          |
| 40             | Heithoff, Danielle  | g      | 0-1    | 0-0    | 0-0    | 1        | 1   | 0     | 0  | 0     | 0  | 0        | 0   | 2           |
| 44             | Henderson, Jasmin   | g      | 1-5    | 1-4    | 0-0    | 0        | 0   | 0     | 0  | 3     | 0  | 0        | 0   | 9           |
| Team           |                     |        |        |        |        | 3        |     | 5     |    |       |    |          |     |             |
| Totals         |                     | 25-71  |        | 9-28   |        | 6-17     |     | 13    |    | 24    |    | 37       |     | 18 65       |
| FG % 1st Half  |                     | 9-33   |        | 27.3%  |        | 2nd half |     | 16-38 |    | 42.1% |    | Game:    |     | 25-71 35.2% |
| 3FG % 1st Half |                     | 2-13   |        | 15.4%  |        | 2nd half |     | 7-15  |    | 46.7% |    | Game:    |     | 9-28 32.1%  |
| FT % 1st Half  |                     | 2-8    |        | 25.0%  |        | 2nd half |     | 4-9   |    | 44.4% |    | Game:    |     | 6-17 35.3%  |
|                |                     |        |        |        |        |          |     |       |    |       |    | Deadball |     | Rebounds    |
|                |                     |        |        |        |        |          |     |       |    |       |    |          |     | 5,1         |

ARKANSAS 91 • 20-11

| #              | Player              | Total  |        | 3-Ptr  |        | Rebounds |     | PF    | TP | A     | TO | Blk   | Stl | Min                       |
|----------------|---------------------|--------|--------|--------|--------|----------|-----|-------|----|-------|----|-------|-----|---------------------------|
|                |                     | FG-FGA | FG-FGA | FT-FTA | FT-FTA | Off      | Def |       |    |       |    |       |     |                           |
| 03             | TOWNSEND, Jamesha   | f      | 3-5    | 0-0    | 0-0    | 2        | 3   | 5     | 1  | 6     | 2  | 0     | 1   | 0                         |
| 12             | DANIELS, Ashley     | f      | 4-5    | 0-0    | 3-4    | 1        | 12  | 13    | 3  | 11    | 2  | 1     | 1   | 26                        |
| 04             | WATKINS, Sarah      | c      | 10-21  | 2-8    | 3-7    | 7        | 7   | 14    | 1  | 25    | 0  | 2     | 4   | 0                         |
| 10             | WALTER, Christasia  | g      | 3-10   | 2-8    | 2-2    | 2        | 1   | 3     | 1  | 10    | 3  | 2     | 1   | 25                        |
| 22             | RICKETTS, C'eira    | g      | 8-13   | 1-4    | 3-8    | 1        | 2   | 3     | 1  | 20    | 7  | 1     | 0   | 29                        |
| 01             | PEAK, Keira         | g      | 1-7    | 0-0    | 1-4    | 2        | 3   | 5     | 2  | 3     | 3  | 2     | 0   | 19                        |
| 13             | INMAN, Julie        | g      | 0-4    | 0-0    | 0-0    | 0        | 1   | 1     | 1  | 0     | 0  | 2     | 0   | 1                         |
| 15             | REES, Skye          | g      | 0-0    | 0-0    | 0-0    | 0        | 1   | 1     | 0  | 0     | 0  | 1     | 0   | 4                         |
| 23             | POWELL, Caroline    | g      | 0-0    | 0-0    | 0-0    | 0        | 0   | 0     | 0  | 0     | 0  | 0     | 0   | 1                         |
| 44             | WILLIAMS, Quistelle | g      | 6-9    | 3-4    | 1-1    | 3        | 2   | 5     | 2  | 16    | 1  | 1     | 2   | 17                        |
| 45             | DELGADO, Yashira    | g      | 0-0    | 0-0    | 0-0    | 0        | 4   | 4     | 2  | 0     | 5  | 1     | 0   | 23                        |
| Team           |                     |        |        |        |        | 2        |     | 3     |    | 5     |    |       |     |                           |
| Totals         |                     | 35-74  |        | 8-28   |        | 13-26    |     | 20    |    | 39    |    | 59    |     | 14 91                     |
| FG % 1st Half  |                     | 17-33  |        | 51.5%  |        | 2nd half |     | 18-41 |    | 43.9% |    | Game: |     | 35-74 47.3%               |
| 3FG % 1st Half |                     | 5-11   |        | 45.5%  |        | 2nd half |     | 3-17  |    | 17.6% |    | Game: |     | 18-26 65.4%               |
| FT % 1st Half  |                     | 4-10   |        | 40.0%  |        | 2nd half |     | 9-16  |    | 56.3% |    | Game: |     | 13-26 50.0%               |
|                |                     |        |        |        |        |          |     |       |    |       |    |       |     | Deadball<br>Rebounds<br>7 |

# WNIT TOURNAMENT RECORDS

## 2009 WNIT 1-1 THIRD ROUND (BYE IN FIRST ROUND)



All game times are according to host school's time zone.



## March 26, 2009 ♦ Allen Fieldhouse ♦ Lawrence, Kansas ♦ Third Round



Official Basketball Box Score – Game Totals – Final Statistics  
**Arkansas vs Kansas**  
03/26/09 7 p.m. at Lawrence, Kan. (Allen Fieldhouse)



### Arkansas 59 • 18-14 (6-8)

| #                   | Player               | Total  |        | 3-Pr            |        | Rebounds |     | PF          |     | TP    |    | A TO Blk Stl |    | Min |
|---------------------|----------------------|--------|--------|-----------------|--------|----------|-----|-------------|-----|-------|----|--------------|----|-----|
|                     |                      | FG-FGA | FT-FTA | FG-FGA          | FT-FTA | Off      | Def | Off         | Def | FG    | FT | A            | TO |     |
| 31                  | JONES, Whitney       | f      | 3-7    | 0-0             | 5-8    | 4        | 2   | 6           | 3   | 11    | 1  | 1            | 1  | 28  |
| 34                  | BRERETON, Ayana      | f      | 6-13   | 2-7             | 1-2    | 1        | 6   | 7           | 3   | 15    | 1  | 3            | 2  | 32  |
| 02                  | ARNOLD, Shanita      | g      | 3-6    | 1-1             | 0-0    | 1        | 3   | 4           | 0   | 7     | 2  | 4            | 0  | 28  |
| 22                  | RICKETTS, C'eira     | g      | 4-17   | 0-0             | 2-2    | 0        | 4   | 4           | 3   | 10    | 4  | 2            | 0  | 33  |
| 33                  | HARRIS, Lindsay      | g      | 0-5    | 0-1             | 0-0    | 0        | 0   | 0           | 1   | 0     | 0  | 0            | 0  | 11  |
| 03                  | TOWNSEND, Jamesha    | g      | 0-0    | 0-0             | 0-0    | 0        | 0   | 0           | 1   | 0     | 0  | 0            | 0  | 1   |
| 12                  | DANIELS, Ashley      | g      | 1-2    | 0-0             | 1-2    | 2        | 2   | 4           | 2   | 3     | 0  | 0            | 1  | 13  |
| 13                  | INMAN, Julie         | g      | 1-3    | 1-1             | 0-0    | 0        | 1   | 1           | 2   | 3     | 0  | 0            | 0  | 8   |
| 24                  | RICHARDSON, Brittney | g      | 1-4    | 0-2             | 2-3    | 1        | 0   | 1           | 0   | 4     | 0  | 0            | 0  | 15  |
| 32                  | FORD, Charly         | g      | 1-4    | 0-0             | 4-4    | 2        | 0   | 2           | 2   | 6     | 0  | 0            | 0  | 28  |
| 54                  | WILLIAMS, Ashlea     | g      | 0-0    | 0-0             | 0-0    | 1        | 1   | 2           | 0   | 0     | 0  | 0            | 0  | 3   |
| Team                |                      |        |        |                 |        |          |     |             |     |       |    |              |    |     |
| Totals              |                      | 20-61  |        | 4-12            |        | 15-21    |     | 13-20       |     | 33-59 |    | 8 10 4 8     |    | 200 |
| FG % 1st Half: 7-30 |                      | 23.3%  |        | 2nd half: 13-31 |        | 41.9%    |     | Game: 20-61 |     | 32.8% |    | Deadball     |    |     |
| 3FG % 1st Half: 1-5 |                      | 20.0%  |        | 2nd half: 3-7   |        | 42.9%    |     | Game: 4-12  |     | 33.3% |    | Rebounds     |    |     |
| FT % 1st Half: 8-10 |                      | 80.0%  |        | 2nd half: 7-11  |        | 63.6%    |     | Game: 15-21 |     | 71.4% |    | 2            |    |     |

### Kansas 75 • 20-13 (6-10)

| #                    | Player              | Total  |        | 3-Pr            |        | Rebounds |     | PF          |     | TP    |    | A TO Blk Stl |    | Min |
|----------------------|---------------------|--------|--------|-----------------|--------|----------|-----|-------------|-----|-------|----|--------------|----|-----|
|                      |                     | FG-FGA | FT-FTA | FG-FGA          | FT-FTA | Off      | Def | Off         | Def | FG    | FT | A            | TO |     |
| 14                   | Boogaard, Krysten   | f      | 1-1    | 0-0             | 0-0    | 0        | 0   | 0           | 2   | 2     | 0  | 0            | 0  | 5   |
| 34                   | Smith, Nicolette    | f      | 0-2    | 0-1             | 1-2    | 3        | 3   | 6           | 3   | 1     | 3  | 0            | 0  | 19  |
| 02                   | Catic, Ivana        | g      | 1-2    | 0-0             | 0-0    | 1        | 2   | 3           | 0   | 2     | 8  | 1            | 0  | 35  |
| 04                   | McCray, Danielle    | g      | 11-17  | 4-7             | 9-10   | 0        | 8   | 8           | 2   | 35    | 1  | 4            | 3  | 28  |
| 20                   | Morris, Sade        | g      | 9-12   | 2-3             | 3-3    | 0        | 4   | 4           | 3   | 23    | 2  | 3            | 0  | 29  |
| 00                   | Jacobs, LaChelda    | g      | 0-2    | 0-0             | 0-2    | 1        | 2   | 3           | 0   | 0     | 2  | 5            | 0  | 18  |
| 01                   | Sutherland, Aishah  | g      | 4-9    | 0-0             | 0-2    | 3        | 8   | 1           | 1   | 2     | 2  | 2            | 3  | 32  |
| 02                   | Kohn, Kelly         | g      | 0-1    | 0-1             | 0-2    | 0        | 1   | 1           | 0   | 0     | 1  | 1            | 0  | 10  |
| 11                   | Zinic, Marjia       | g      | 0-0    | 0-0             | 0-0    | 0        | 0   | 0           | 0   | 0     | 0  | 0            | 0  | 3   |
| 34                   | Weddington, Porscha | g      | 2-7    | 0-0             | 0-0    | 1        | 1   | 2           | 1   | 4     | 0  | 0            | 1  | 18  |
| 40                   | Feickert, Rebecca   | g      | 0-1    | 0-1             | 0-0    | 0        | 0   | 0           | 1   | 0     | 0  | 0            | 0  | 3   |
| Team                 |                     |        |        |                 |        |          |     |             |     |       |    |              |    |     |
| Totals               |                     | 28-54  |        | 6-13            |        | 13-21    |     | 11-32       |     | 43-75 |    | 18 16 7 6    |    | 200 |
| FG % 1st Half: 13-26 |                     | 50.0%  |        | 2nd half: 15-28 |        | 53.6%    |     | Game: 28-54 |     | 51.9% |    | Deadball     |    |     |
| 3FG % 1st Half: 4-7  |                     | 57.1%  |        | 2nd half: 2-6   |        | 33.3%    |     | Game: 6-13  |     | 46.2% |    | Rebounds     |    |     |
| FT % 1st Half: 6-10  |                     | 60.0%  |        | 2nd half: 7-11  |        | 63.6%    |     | Game: 13-21 |     | 61.9% |    | 3            |    |     |

Officials: Greg Small, Doug Knight, Charles Carroll  
Technical fouls: Arkansas-TEAM, Kansas-None.  
Attendance: 1876

| Score by periods |  | 1st | 2nd | Total |
|------------------|--|-----|-----|-------|
| Arkansas         |  | 23  | 36  | 59    |
| Kansas           |  | 36  | 39  | 75    |

Last FG - AR 2nd-00:05, KU 2nd-03:38.  
Largest lead - AR, None, KU by 23 2nd-03:38.

Score tied - 2 times.  
Lead changed - 0 times.

## March 23, 2009 ♦ Bud Walton Arena ♦ Fayetteville, Arkansas ♦ Second Round



Official Basketball Box Score – Game Totals – Final Statistics  
**Oklahoma State vs Arkansas**  
03/23/09 7 p.m. at Bud Walton Arena



### Oklahoma State 60 • 17-16, 1-1

| #                    | Player                | Total  |        | 3-Pr           |        | Rebounds |     | PF       |     | TP    |    | A TO Blk Stl |    | Min   |
|----------------------|-----------------------|--------|--------|----------------|--------|----------|-----|----------|-----|-------|----|--------------|----|-------|
|                      |                       | FG-FGA | FT-FTA | FG-FGA         | FT-FTA | Off      | Def | Off      | Def | FG    | FT | A            | TO |       |
| 01                   | Fox-Griffin, Cedes    | f      | 8-11   | 1-2            | 1-1    | 3        | 3   | 6        | 4   | 18    | 3  | 3            | 1  | 36    |
| 32                   | Tilleman, Kirsten     | f      | 4-11   | 0-0            | 2-2    | 3        | 8   | 11       | 1   | 10    | 2  | 4            | 1  | 2     |
| 40                   | SPEARS, Shyvon        | f      | 1-4    | 0-0            | 0-0    | 5        | 1   | 6        | 1   | 2     | 1  | 4            | 0  | 20    |
| 10                   | RILEY, Andrea         | g      | 4-16   | 3-7            | 10-14  | 1        | 3   | 4        | 4   | 21    | 2  | 5            | 0  | 40    |
| 13                   | HARDEMAN, Taylor      | g      | 1-5    | 1-5            | 2-2    | 0        | 3   | 3        | 1   | 5     | 3  | 3            | 0  | 33    |
| 03                   | Ducker, Tiffany       | g      | 0-3    | 0-2            | 0-0    | 0        | 0   | 0        | 0   | 0     | 0  | 2            | 0  | 12    |
| 05                   | McCalister, Kassandra | g      | 0-2    | 0-0            | 0-0    | 1        | 1   | 2        | 0   | 0     | 0  | 1            | 0  | 6     |
| 11                   | Rhea, Talisa          | g      | 0-2    | 0-2            | 0-0    | 0        | 1   | 1        | 0   | 0     | 0  | 1            | 0  | 5     |
| 15                   | MERCADO, Melinda      | g      | 0-0    | 0-0            | 0-1    | 0        | 1   | 1        | 0   | 0     | 0  | 0            | 0  | 4     |
| 33                   | BYFORD, Megan         | g      | 2-2    | 0-0            | 0-2    | 2        | 4   | 6        | 4   | 4     | 0  | 1            | 3  | 24    |
| Team                 |                       |        |        |                |        |          |     |          |     |       |    |              |    |       |
| Totals               |                       | 20-56  |        | 5-18           |        | 15-22    |     | 15 30 45 |     | 16 60 |    | 11 25 5 7    |    | 225   |
| FG % 1st Half: 10-27 |                       | 37.0%  |        | 2nd half: 8-25 |        | 32.0%    |     | OT: 2-4  |     | 50.0% |    | Game: 20-56  |    | 35.7% |
| 3FG % 1st Half: 3-13 |                       | 23.1%  |        | 2nd half: 2-13 |        | 15.4%    |     | OT: 0-0  |     | 0.0%  |    | Game: 5-18   |    | 27.8% |
| FT % 1st Half: 4-4   |                       | 100.0% |        | 2nd half: 8-14 |        | 57.1%    |     | OT: 3-4  |     | 75.0% |    | Game: 15-22  |    | 68.2% |

### Arkansas 61 • 18-13, 1-0

| #                    | Player               | Total  |        | 3-Pr            |        | Rebounds |     | PF       |     | TP    |    | A TO Blk Stl |    | Min   |
|----------------------|----------------------|--------|--------|-----------------|--------|----------|-----|----------|-----|-------|----|--------------|----|-------|
|                      |                      | FG-FGA | FT-FTA | FG-FGA          | FT-FTA | Off      | Def | Off      | Def | FG    | FT | A            | TO |       |
| 31                   | JONES, Whitney       | f      | 7-14   | 0-0             | 8-9    | 6        | 5   | 11       | 4   | 22    | 1  | 0            | 5  | 39    |
| 34                   | BRERETON, Ayana      | f      | 4-9    | 3-5             | 0-0    | 1        | 3   | 4        | 11  | 1     | 2  | 0            | 0  | 18    |
| 02                   | ARNOLD, Shanita      | g      | 1-3    | 1-3             | 0-0    | 2        | 0   | 2        | 3   | 3     | 4  | 1            | 0  | 33    |
| 22                   | RICKETTS, C'eira     | g      | 4-19   | 0-2             | 1-3    | 5        | 1   | 6        | 2   | 9     | 4  | 5            | 1  | 37    |
| 33                   | HARRIS, Lindsay      | g      | 2-11   | 1-8             | 3-5    | 1        | 5   | 6        | 3   | 8     | 1  | 2            | 0  | 4     |
| 03                   | TOWNSEND, Jamesha    | g      | 0-0    | 0-0             | 0-0    | 0        | 1   | 1        | 0   | 0     | 0  | 0            | 0  | 4     |
| 12                   | DANIELS, Ashley      | g      | 0-1    | 0-0             | 0-0    | 0        | 1   | 1        | 0   | 0     | 0  | 1            | 0  | 10    |
| 13                   | INMAN, Julie         | g      | 0-2    | 0-2             | 0-0    | 0        | 0   | 0        | 0   | 0     | 0  | 0            | 0  | 4     |
| 23                   | McCray, Ashley       | g      | 0-0    | 0-0             | 0-0    | 0        | 0   | 0        | 0   | 0     | 0  | 0            | 0  | 4     |
| 24                   | RICHARDSON, Brittney | g      | 1-7    | 0-4             | 0-0    | 0        | 0   | 0        | 0   | 2     | 2  | 1            | 0  | 15    |
| 32                   | FORD, Charly         | g      | 3-7    | 0-2             | 0-0    | 1        | 1   | 2        | 1   | 6     | 0  | 2            | 0  | 23    |
| Team                 |                      |        |        |                 |        |          |     |          |     |       |    |              |    |       |
| Totals               |                      | 22-73  |        | 5-26            |        | 12-17    |     | 21 22 43 |     | 18 61 |    | 13 15 6 16   |    | 225   |
| FG % 1st Half: 10-32 |                      | 31.3%  |        | 2nd half: 10-35 |        | 28.6%    |     | OT: 2-6  |     | 33.3% |    | Game: 22-73  |    | 30.1% |
| 3FG % 1st Half: 3-13 |                      | 23.1%  |        | 2nd half: 2-13  |        | 15.4%    |     | OT: 0-0  |     | 0.0%  |    | Game: 5-26   |    | 19.2% |
| FT % 1st Half: 2-3   |                      | 66.7%  |        | 2nd half: 6-8   |        | 75.0%    |     | OT: 4-6  |     | 66.7% |    | Game: 12-17  |    | 70.6% |

Officials: Jeff Caudle, Scott Starkey, Randy Robertson  
Technical fouls: Oklahoma State-None, Arkansas-None.  
Attendance: 1396  
Fouled Out: Arkansas #34, Brereton at 3:43 in 2nd Half

| Score by periods |  | 1st | 2nd | OT | Total |
|------------------|--|-----|-----|----|-------|
| Oklahoma State   |  | 26  | 27  | 7  | 60    |
| Arkansas         |  | 25  | 28  | 8  | 61    |

Last FG - OSU OT 00:58, AR OT 01:23.  
Largest lead - OSU by 6 2nd-09:29, AR by 8 1st-12:05.

Score tied - 9 times.  
Lead changed - 6 times.



# WNIT TOURNAMENT RECORDS

2009 WNIT

## 1-1 Third Round (Bye in first round)



### 2008-09

Front row seated, from left: Ayana Brereton, Jamesha Townsend, Julie Inman, Lyndsay Harris, Shanita Arnold, Ceira Ricketts, Charity Ford, Brittney Richardson. Back row standing, from left: manager Emily Pearson, manager Caroline Powell, executive director of basketball operations Amber Shirey, basketball athletic trainer Jeremy Braziel, assistant coach Greg Collins, associate head coach Timothy Eatman, Whitney Jones, Ashley McCray, head coach Tom Collen, Ashlea Williams, Ashley Daniels, assistant coach Zenarae Antoine, graduate assistant David Walker, director of strength and conditioning for Olympic sports Todd Barbour, manager Grace Parker, manager Erin Cox, manager Haley Bestgen.

### 2005 WNIT

## 1-1 SECOND ROUND



### 2004-05

Front row seated, from left: junior Sheree Thompson, sophomore Kristin Peoples, junior Rochelle Vaughn, senior Adrienne Bush, sophomore Sarah Pfeifer, junior Melissa Hobbs, senior April Seggebruch, freshman Brittney Vaughn, senior Allison Singleton; back row standing, from left: graduate assistant athletic trainer Lucy Mansfield, graduate assistant Alli Clark, basketball trainer Phill Vardimann, assistant coach Amber Shirey, assistant coach Rena Faust-Holden, sophomore Danielle Allen, junior Kristina Andjelkovic, junior Ruby Vaden, junior Kristin Moore, freshman Christina Lawrence, assistant coach Johnnie Harris, head coach Susie Gardner, strength coach J.C. Moreau, manager Marie Earwood, manager Brittany Johnson, director of basketball operations Kelley Waters.











# WNIT TOURNAMENT RECORDS

## 2000 WNIT 3-1 SEMIFINALS

### March 185, 2000 ♦ Bud Walton Arena ♦ Fayetteville, Arkansas ♦ Second Round

| OFFICIAL NCAA BASKETBALL BOX SCORE  |          |              |      |            |       |               |      |          |     |    |     |    |    |     | 03-18-00 Fayetteville, Ark. |     |  |  |  | FINAL BOX |  |  |  |  |  |  |  |  |  |
|---|----------|--------------|------|------------|-------|---------------|------|----------|-----|----|-----|----|----|-----|-----------------------------|-----|--|--|--|-----------|--|--|--|--|--|--|--|--|--|
| Licensed To: University of Arkansas   |          |              |      |            |       |               |      |          |     |    |     |    |    |     |                             |     |  |  |  |           |  |  |  |  |  |  |  |  |  |
| VISITORS: Missouri 18-12  |          |              |      |            |       |               |      |          |     |    |     |    |    |     |                             |     |  |  |  |           |  |  |  |  |  |  |  |  |  |
| NO PLAYER   |          |              |      |            |       |               |      |          |     |    |     |    |    |     |                             |     |  |  |  |           |  |  |  |  |  |  |  |  |  |
|   | FG       | FGA          | 3P   | 3PA        | FT    | FTA           | OR   | DR       | TOT | PF | PTS | A  | TO | BLK | S                           | MIN |  |  |  |           |  |  |  |  |  |  |  |  |  |
| Amy Monsees   | 10       | 16           | 0    | 0          | 0     | 0             | 3    | 11       | 14  | 5  | 20  | 4  | 2  | 0   | 3                           | 39  |  |  |  |           |  |  |  |  |  |  |  |  |  |
| Tracy Franklin  | 2        | 6            | 1    | 2          | 0     | 0             | 0    | 2        | 2   | 1  | 5   | 3  | 1  | 0   | 27                          |     |  |  |  |           |  |  |  |  |  |  |  |  |  |
| 24 Amanda Lassiter  | 8        | 20           | 3    | 6          | 1     | 2             | 1    | 5        | 6   | 5  | 20  | 3  | 7  | 1   | 2                           | 37  |  |  |  |           |  |  |  |  |  |  |  |  |  |
| 32 Natalie Bright   | 3        | 7            | 0    | 0          | 2     | 2             | 2    | 3        | 5   | 4  | 8   | 3  | 1  | 0   | 2                           | 30  |  |  |  |           |  |  |  |  |  |  |  |  |  |
| 55 Marlena Williams   | 6        | 8            | 0    | 0          | 0     | 0             | 2    | 2        | 4   | 5  | 12  | 2  | 3  | 1   | 1                           | 30  |  |  |  |           |  |  |  |  |  |  |  |  |  |
| 44 Julie Helm   | 6        | 12           | 0    | 2          | 2     | 4             | 2    | 3        | 5   | 2  | 14  | 5  | 4  | 1   | 0                           | 30  |  |  |  |           |  |  |  |  |  |  |  |  |  |
| 15 Kerensa Barr   | 2        | 4            | 1    | 1          | 0     | 1             | 0    | 3        | 3   | 1  | 5   | 2  | 3  | 0   | 1                           | 16  |  |  |  |           |  |  |  |  |  |  |  |  |  |
| 31 Wannette Smith   | 2        | 6            | 0    | 0          | 0     | 0             | 2    | 1        | 3   | 1  | 4   | 0  | 0  | 0   | 2                           | 0   |  |  |  |           |  |  |  |  |  |  |  |  |  |
| 52 Melissa Statham  | 0        | 1            | 0    | 0          | 0     | 0             | 0    | 0        | 0   | 1  | 0   | 0  | 0  | 0   | 0                           | 3   |  |  |  |           |  |  |  |  |  |  |  |  |  |
| 45 Ekpe Akpaffiong  | 0        | 0            | 0    | 0          | 0     | 0             | 0    | 0        | 0   | 0  | 0   | 1  | 0  | 0   | 0                           | 0   |  |  |  |           |  |  |  |  |  |  |  |  |  |
| 54 Sally Albers   | DNP-     |              |      |            |       |               |      |          |     |    |     |    |    |     |                             |     |  |  |  |           |  |  |  |  |  |  |  |  |  |
| 25 All Johnson  | DNP-     |              |      |            |       |               |      |          |     |    |     |    |    |     |                             |     |  |  |  |           |  |  |  |  |  |  |  |  |  |
| TEAM  |          |              |      |            |       |               |      |          |     |    |     |    |    |     |                             |     |  |  |  |           |  |  |  |  |  |  |  |  |  |
| TOTALS  | 39       | 80           | 5    | 11         | 5     | 9             | 15   | 31       | 46  | 25 | 88  | 25 | 24 | 6   | 9                           | 225 |  |  |  |           |  |  |  |  |  |  |  |  |  |
| FG 1st (17/ 33)   | 51.5     | 2nd (18/ 39) | 46.2 | OT ( 4/ 8) | 50.0  | Game (39/ 80) | 48.8 | DEADBALL |     |    |     |    |    |     |                             |     |  |  |  |           |  |  |  |  |  |  |  |  |  |
| 3PT 1st ( 2/ 4)   | 50.0     | 2nd ( 3/ 7)  | 42.9 | OT ( 0/ 0) | 0.0   | Game ( 5/ 11) | 45.5 | REBOUNDS | 3   |    |     |    |    |     |                             |     |  |  |  |           |  |  |  |  |  |  |  |  |  |
| FT 1st ( 2/ 6)  | 33.3     | 2nd ( 0/ 0)  | 0.0  | OT ( 3/ 3) | 100.0 | Game ( 5/ 9)  | 55.6 |          |     |    |     |    |    |     |                             |     |  |  |  |           |  |  |  |  |  |  |  |  |  |
| HOME: Arkansas 16-14  |          |              |      |            |       |               |      |          |     |    |     |    |    |     |                             |     |  |  |  |           |  |  |  |  |  |  |  |  |  |
| NO PLAYER   |          |              |      |            |       |               |      |          |     |    |     |    |    |     |                             |     |  |  |  |           |  |  |  |  |  |  |  |  |  |
| 03 Amy Wright   | 3        | 8            | 1    | 3          | 2     | 4             | 0    | 1        | 1   | 3  | 9   | 4  | 5  | 0   | 2                           | 24  |  |  |  |           |  |  |  |  |  |  |  |  |  |
| 20 Wendi Willits  | 7        | 15           | 3    | 7          | 8     | 9             | 1    | 2        | 2   | 25 | 3   | 4  | 2  | 1   | 40                          |     |  |  |  |           |  |  |  |  |  |  |  |  |  |
| 25 Lonniya Bragg  | 3        | 5            | 0    | 0          | 1     | 2             | 3    | 5        | 8   | 1  | 7   | 1  | 4  | 0   | 1                           | 37  |  |  |  |           |  |  |  |  |  |  |  |  |  |
| 34 Karyn Karlin   | 2        | 5            | 0    | 0          | 3     | 8             | 1    | 4        | 5   | 3  | 7   | 1  | 1  | 0   | 1                           | 23  |  |  |  |           |  |  |  |  |  |  |  |  |  |
| 44 Lakishia Harper  | 3        | 9            | 0    | 0          | 1     | 4             | 0    | 4        | 4   | 1  | 7   | 2  | 1  | 3   | 4                           | 33  |  |  |  |           |  |  |  |  |  |  |  |  |  |
| 21 India Lewis  | 3        | 6            | 3    | 6          | 0     | 0             | 0    | 3        | 3   | 1  | 9   | 4  | 2  | 0   | 0                           | 20  |  |  |  |           |  |  |  |  |  |  |  |  |  |
| 55 Brandi Whitehead   | 5        | 9            | 0    | 0          | 3     | 3             | 1    | 2        | 2   | 13 | 1   | 1  | 1  | 1   | 3                           | 26  |  |  |  |           |  |  |  |  |  |  |  |  |  |
| Dana Cherry   | 3        | 8            | 0    | 0          | 2     | 2             | 4    | 6        | 2   | 8  | 0   | 2  | 0  | 1   | 18                          |     |  |  |  |           |  |  |  |  |  |  |  |  |  |
| 32 Joy Oakley   | 2        | 3            | 0    | 0          | 0     | 0             | 0    | 0        | 0   | 4  | 0   | 0  | 0  | 0   | 0                           | 4   |  |  |  |           |  |  |  |  |  |  |  |  |  |
| 33 Celia Anderson   | DNP-     |              |      |            |       |               |      |          |     |    |     |    |    |     |                             |     |  |  |  |           |  |  |  |  |  |  |  |  |  |
| 45 Katrina Nesby  | DNP-     |              |      |            |       |               |      |          |     |    |     |    |    |     |                             |     |  |  |  |           |  |  |  |  |  |  |  |  |  |
| TEAM  |          |              |      |            |       |               |      |          |     |    |     |    |    |     |                             |     |  |  |  |           |  |  |  |  |  |  |  |  |  |
| TOTALS  | 31       | 68           | 7    | 16         | 20    | 32            | 10   | 25       | 35  | 15 | 89  | 16 | 20 | 6   | 13                          | 225 |  |  |  |           |  |  |  |  |  |  |  |  |  |
| FG 1st (13/ 30)   | 43.3     | 2nd (15/ 32) | 46.9 | OT ( 3/ 6) | 50.0  | Game (31/ 68) | 45.6 | DEADBALL |     |    |     |    |    |     |                             |     |  |  |  |           |  |  |  |  |  |  |  |  |  |
| 3PT 1st ( 1/ 5)   | 20.0     | 2nd ( 6/ 10) | 60.0 | OT ( 0/ 1) | 0.0   | Game ( 7/ 16) | 43.8 | REBOUNDS | 10  |    |     |    |    |     |                             |     |  |  |  |           |  |  |  |  |  |  |  |  |  |
| FT 1st ( 5/ 8)  | 62.5     | 2nd ( 9/ 17) | 52.9 | OT ( 6/ 7) | 85.7  | Game (20/ 32) | 62.5 |          |     |    |     |    |    |     |                             |     |  |  |  |           |  |  |  |  |  |  |  |  |  |
| Attendance: 2,323   |          |              |      |            |       |               |      |          |     |    |     |    |    |     |                             |     |  |  |  |           |  |  |  |  |  |  |  |  |  |
| OFFICIALS   |          |              |      |            |       |               |      |          |     |    |     |    |    |     |                             |     |  |  |  |           |  |  |  |  |  |  |  |  |  |
| #1- Kelly Johnson   | Missouri | 38           | 39   | 11         |       |               |      |          |     |    |     |    |    |     |                             | 88  |  |  |  |           |  |  |  |  |  |  |  |  |  |
| #2- Nelson Ruckin   | Arkansas | 32           | 45   | 12         |       |               |      |          |     |    |     |    |    |     |                             | 89  |  |  |  |           |  |  |  |  |  |  |  |  |  |
| #3- Bill Wiggins  |          |              |      |            |       |               |      |          |     |    |     |    |    |     |                             |     |  |  |  |           |  |  |  |  |  |  |  |  |  |
| TECHNICAL FOULS: NONE   |          |              |      |            |       |               |      |          |     |    |     |    |    |     |                             |     |  |  |  |           |  |  |  |  |  |  |  |  |  |
| WNIT Second Round   |          |              |      |            |       |               |      |          |     |    |     |    |    |     |                             |     |  |  |  |           |  |  |  |  |  |  |  |  |  |
| Fouled out:   |          |              |      |            |       |               |      |          |     |    |     |    |    |     |                             |     |  |  |  |           |  |  |  |  |  |  |  |  |  |
| Missouri, #5, Monsees (0:22.5 2H)   |          |              |      |            |       |               |      |          |     |    |     |    |    |     |                             |     |  |  |  |           |  |  |  |  |  |  |  |  |  |
| #55, Williams (2:34 OT)   |          |              |      |            |       |               |      |          |     |    |     |    |    |     |                             |     |  |  |  |           |  |  |  |  |  |  |  |  |  |
| #24, Lassiter (0:36.8 OT)   |          |              |      |            |       |               |      |          |     |    |     |    |    |     |                             |     |  |  |  |           |  |  |  |  |  |  |  |  |  |
| This report produced by @game(tm) Basketball DOS 6.01.164.FWNSCH              |          |              |      |            |       |               |      |          |     |    |     |    |    |     |                             |     |  |  |  |           |  |  |  |  |  |  |  |  |  |
| 55 Technology Drive, Lowell, MA 01851 Tel: (978) 275-0200 Fax: (978) 275-0202 |          |              |      |            |       |               |      |          |     |    |     |    |    |     |                             |     |  |  |  |           |  |  |  |  |  |  |  |  |  |

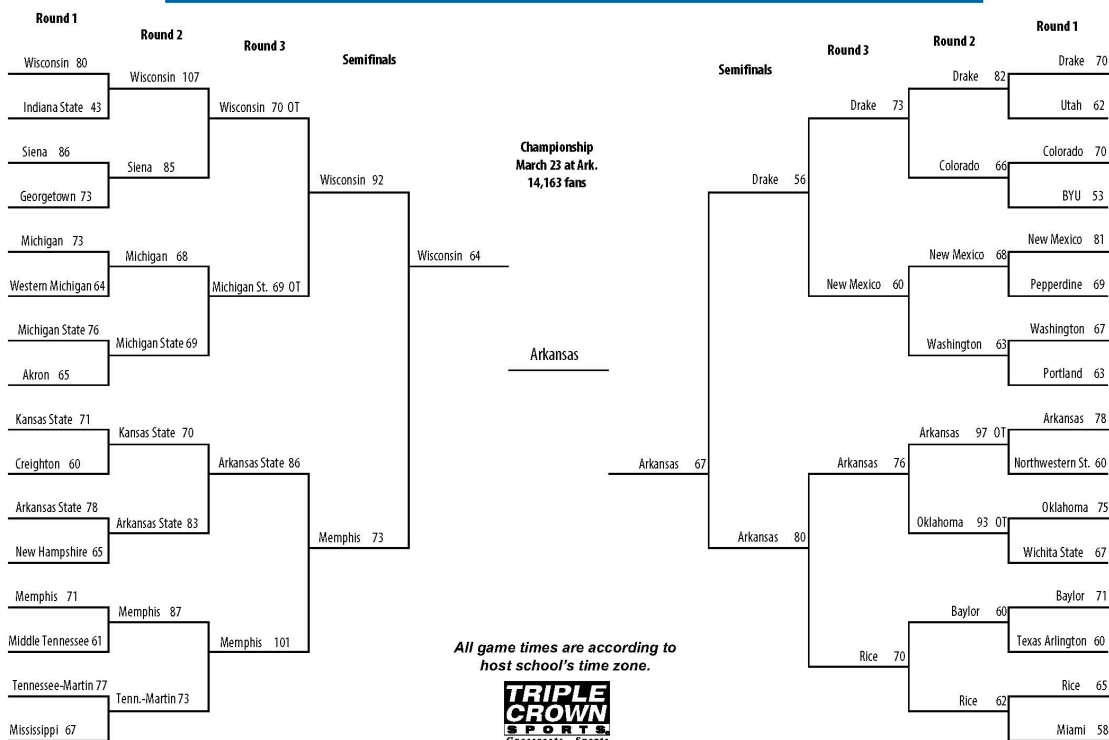
### March 15, 2000 ♦ Bud Walton Arena ♦ Fayetteville, Arkansas ♦ First Round

| OFFICIAL NCAA BASKETBALL BOX SCORE  |                  |               |              |      |     |    |     |    |    |     |    |     |               |      | 03-15-00 Fayetteville, Ark. |    | FINAL BOX |    |  |  |
|---|------------------|---------------|--------------|------|-----|----|-----|----|----|-----|----|-----|---------------|------|-----------------------------|----|-----------|----|--|--|
| Licensed To: University of Arkansas   |                  |               |              |      |     |    |     |    |    |     |    |     |               |      |                             |    |           |    |  |  |
| VISITORS: Wichita State 20-10   |                  |               |              |      |     |    |     |    |    |     |    |     |               |      |                             |    |           |    |  |  |
| NO  | PLAYER           | FG            | FGA          | 3P   | 3PA | FT | FTA | OR | DR | TOT | PF | PTS | A             | TO   | BLK                         | S  | MIN       |    |  |  |
|   | Courtney Sims    | 8             | 17           | 6    | 10  | 0  | 0   | 4  | 3  | 7   | 2  | 22  | 1             | 2    | 0                           | 1  | 35        |    |  |  |
| 23  | LaTeasha Hill    | 4             | 13           | 1    | 4   | 1  | 1   | 1  | 3  | 5   | 8  | 4   | 10            | 6    | 6                           | 1  | 5         | 40 |  |  |
| 24  | Jennifer Kacska  | 4             | 8            | 0    | 1   | 5  | 6   | 2  | 2  | 4   | 2  | 13  | 1             | 0    | 1                           | 1  | 38        |    |  |  |
| 33  | Raeven King      | 0             | 2            | 0    | 0   | 1  | 5   | 2  | 1  | 3   | 2  | 1   | 1             | 6    | 0                           | 1  | 25        |    |  |  |
| 40  | Keoni Johnson    | 6             | 18           | 1    | 5   | 2  | 2   | 1  | 2  | 3   | 4  | 15  | 4             | 3    | 0                           | 1  | 32        |    |  |  |
| 55  | Carrie Duncan    | 1             | 2            | 0    | 0   | 0  | 0   | 1  | 0  | 1   | 0  | 2   | 0             | 1    | 0                           | 1  | 16        |    |  |  |
| 05  | LaToya Jackson   | 0             | 0            | 0    | 0   | 0  | 0   | 0  | 0  | 0   | 0  | 0   | 0             | 1    | 0                           | 0  | 5         |    |  |  |
| 35  | Christie Winans  | 0             | 0            | 0    | 0   | 0  | 0   | 0  | 4  | 4   | 1  | 0   | 0             | 1    | 0                           | 0  | 9         |    |  |  |
|   | TEAM             |               |              |      |     |    |     | 1  | 1  | 2   | 3  |     |               | 1    |                             |    |           |    |  |  |
| TOTALS  |                  | 23            | 60           | 8    | 20  | 9  | 14  | 14 | 18 | 32  | 18 | 63  | 13            | 21   | 1                           | 10 | 200       |    |  |  |
| FG  | 1st (11/ 28)     | 39.3          | 2nd (12/ 32) | 37.5 | OT  |    |     |    |    |     |    |     | Game (23/ 60) | 38.3 | DEADBALL                    |    |           |    |  |  |
| 3PT   | 1st ( 4/ 9)      | 44.4          | 2nd ( 4/ 11) | 36.4 | OT  |    |     |    |    |     |    |     | Game ( 8/ 20) | 40.0 | REBOUNDS                    | 3  |           |    |  |  |
| FT  | 1st ( 3/ 3)      | 100.0         | 2nd ( 6/ 11) | 54.5 | OT  |    |     |    |    |     |    |     | Game ( 9/ 14) | 64.3 |                             |    |           |    |  |  |
| HOME: Arkansas 15-14  |                  |               |              |      |     |    |     |    |    |     |    |     |               |      |                             |    |           |    |  |  |
| NO PLAYER   |                  |               |              |      |     |    |     |    |    |     |    |     |               |      |                             |    |           |    |  |  |
| 03  | Amy Wright       | 3             | 7            | 0    | 1   | 1  | 1   | 1  | 1  | 2   | 1  | 7   | 10            | 7    | 1                           | 4  | 29        |    |  |  |
| 20  | Wendi Willits    | 5             | 10           | 2    | 8   | 8  | 0   | 2  | 2  | 0   | 20 | 2   | 1             | 0    | 1                           | 29 |           |    |  |  |
| 25  | Lonniya Bragg    | 4             | 5            | 0    | 0   | 2  | 3   | 0  | 3  | 3   | 1  | 10  | 0             | 2    | 0                           | 0  | 22        |    |  |  |
| 34  | Karyn Karlin     | 1             | 1            | 0    | 0   | 0  | 2   | 0  | 1  | 1   | 2  | 2   | 2             | 1    | 2                           | 1  | 26        |    |  |  |
| 44  | Lakishia Harper  | 8             | 12           | 0    | 0   | 0  | 2   | 4  | 3  | 7   | 4  | 16  | 1             | 3    | 0                           | 2  | 31        |    |  |  |
| 22  | Dana Cherry      | 1             | 2            | 0    | 0   | 1  | 2   | 0  | 1  | 1   | 0  | 3   | 1             | 1    | 0                           | 0  | 11        |    |  |  |
| 55  | Brandi Whitehead | 2             | 4            | 0    | 1   | 1  | 1   | 0  | 3  | 3   | 4  | 5   | 1             | 1    | 0                           | 0  | 16        |    |  |  |
| 52  | Joy Oakley       | 2             | 2            | 0    | 0   | 0  | 0   | 0  | 2  | 2   | 2  | 4   | 0             | 1    | 0                           | 0  | 10        |    |  |  |
| 21  | India Lewis      | 4             | 10           | 4    | 7   | 0  | 0   | 0  | 4  | 4   | 1  | 12  | 3             | 2    | 0                           | 3  | 20        |    |  |  |
| 33  | Celia Anderson   | 2             | 4            | 0    | 0   | 0  | 0   | 1  | 1  | 2   | 0  | 4   | 0             | 1    | 0                           | 0  | 6         |    |  |  |
|   | Katrina Nesby    | DNP-          |              |      |     |    |     |    |    |     |    |     |               |      |                             |    |           |    |  |  |
|   | TEAM             |               |              |      |     |    |     | 4  | 4  | 8   | 0  |     |               | 0    |                             |    |           |    |  |  |
| TOTALS  |                  | 32            | 57           | 6    | 14  | 13 | 19  | 10 | 25 | 35  | 15 | 83  | 19            | 21   | 2                           | 12 | 200       |    |  |  |
| FG  | 1st (18/ 31)     | 58.1          | 2nd (14/ 26) | 53.8 | OT  |    |     |    |    |     |    |     | Game (32/ 57) | 56.1 | DEADBALL                    |    |           |    |  |  |
| 3PT   | 1st ( 2/ 8)      | 25.0          | 2nd ( 4/ 6)  | 66.7 | OT  |    |     |    |    |     |    |     | Game ( 6/ 14) | 42.9 | REBOUNDS                    | 3  |           |    |  |  |
| FT  | 1st ( 3/ 4)      | 75.0          | 2nd (10/ 15) | 66.7 | OT  |    |     |    |    |     |    |     | Game (13/ 19) | 68.4 |                             |    |           |    |  |  |
| Attendance: 2,035   |                  |               |              |      |     |    |     |    |    |     |    |     |               |      |                             |    |           |    |  |  |
| OFFICIALS   |                  |               |              |      |     |    |     |    |    |     |    |     |               |      |                             |    |           |    |  |  |
| #1-   | Lisa Pitts       | Wichita State | 29           | 34   |     |    |     |    |    |     |    |     |               |      |                             | 63 |           |    |  |  |
| #2-   | Randy Salebury   | Arkansas      | 41           | 42   |     |    |     |    |    |     |    |     |               |      |                             | 83 |           |    |  |  |
| #3-   | Jeff Caudle      |               |              |      |     |    |     |    |    |     |    |     |               |      |                             |    |           |    |  |  |
| TECHNICAL FOULS   |                  |               |              |      |     |    |     |    |    |     |    |     |               |      |                             |    |           |    |  |  |
| Wichita State (3) 16:53 2nd (Coach Smith), 15:53 2nd Hill                     |                  |               |              |      |     |    |     |    |    |     |    |     |               |      |                             |    |           |    |  |  |
| 8:21 2nd (Coach Smith)  |                  |               |              |      |     |    |     |    |    |     |    |     |               |      |                             |    |           |    |  |  |
| WNIT First Round  |                  |               |              |      |     |    |     |    |    |     |    |     |               |      |                             |    |           |    |  |  |
| This report produced by @game(tm) Basketball DOS 6.01.164.FWNSSH              |                  |               |              |      |     |    |     |    |    |     |    |     |               |      |                             |    |           |    |  |  |
| 55 Technology Drive, Lowell, MA 01851 Tel: (978) 275-0200 Fax: (978) 275-0202 |                  |               |              |      |     |    |     |    |    |     |    |     |               |      |                             |    |           |    |  |  |



**1999 WNIT  
WNIT CHAMPIONS**

## 1999 Postseason Women's National Invitation Tournament



**March 23, 1999 ♦ Bud Walton Arena  
♦ Fayetteville, Arkansas ♦ Finals**

OFFICIAL NCAA BASKETBALL BOX SCORE

03-23-99 Fayetteville, Ark.

FINAL BOX

Licensed To: University of Arkansas

VISITORS: Wisconsin 18-14

| Nº     | PLAYER           | PG    | FGA          | 3P   | 3PA | FT            | FTA | OR   | DR       | TOT | PF | PTS | A  | TO | BLK | S | MIN |  |
|--------|------------------|-------|--------------|------|-----|---------------|-----|------|----------|-----|----|-----|----|----|-----|---|-----|--|
| 14     | Kelley Paulus    | 5     | 13           | 0    | 0   | 2             | 2   | 0    | 0        | 0   | 1  | 12  | 0  | 2  | 0   | 0 | 31  |  |
| 2      | Des Dee Baum     | 2     | 4            | 0    | 0   | 0             | 1   | 1    | 3        | 4   | 3  | 4   | 4  | 7  | 0   | 1 | 30  |  |
| 25     | LaTonya Sims     | 8     | 19           | 1    | 3   | 4             | 9   | 2    | 4        | 6   | 2  | 21  | 2  | 2  | 1   | 0 | 37  |  |
| 30     | Tamara Moore     | 3     | 9            | 0    | 1   | 0             | 0   | 4    | 4        | 8   | 5  | 6   | 5  | 3  | 4   | 3 | 33  |  |
| 41     | Jessie Stomski   | 5     | 7            | 0    | 0   | 2             | 3   | 1    | 2        | 3   | 5  | 12  | 1  | 4  | 1   | 1 | 22  |  |
| 32     | Kyle Black       | 1     | 5            | 1    | 2   | 0             | 0   | 1    | 3        | 4   | 3  | 3   | 3  | 1  | 0   | 0 | 18  |  |
| 55     | Amy Wierema      | 3     | 4            | 0    | 0   | 0             | 2   | 5    | 10       | 15  | 2  | 6   | 0  | 0  | 0   | 0 | 25  |  |
| 24     | Nissy Koniczney  | 0     | 0            | 0    | 0   | 0             | 0   | 0    | 1        | 1   | 0  | 0   | 0  | 0  | 0   | 0 | 4   |  |
| 52     | Sarah Jirovec    | DNP-  |              |      |     |               |     |      |          |     |    |     |    |    |     |   |     |  |
| 11     | Judy Ebeling     | DNP-  |              |      |     |               |     |      |          |     |    |     |    |    |     |   |     |  |
| 35     | Christine Cleary | DNP-  |              |      |     |               |     |      |          |     |    |     |    |    |     |   |     |  |
| TEAM   |                  |       |              |      |     |               |     |      |          |     |    | 2   | 3  | 5  | 0   | 1 |     |  |
| TOTALS |                  | 27    | 61           | 2    | 6   | 8             | 17  | 16   | 30       | 46  | 21 | 64  | 15 | 20 | 5   | 5 | 200 |  |
| FG     | 1st (11/ 22)     | 50.0  | 2nd (16/ 39) | 41.0 | OT  | Game (27/ 61) |     | 44.3 | DEADBALL |     |    |     |    |    |     |   |     |  |
| 3PT    | 1st (1/ 1)       | 100.0 | 2nd (1/ 5)   | 20.0 | OT  | Game (2/ 6)   |     | 33.3 | REBOUNDS | 5   |    |     |    |    |     |   |     |  |
| FT     | 1st (3/ 4)       | 75.0  | 2nd (5/ 13)  | 38.5 | OT  | Game (8/ 17)  |     | 47.1 |          |     |    |     |    |    |     |   |     |  |

HOME: Arkansas 20-14

| Nº     | PLAYER             | PG    | FGA          | 3P   | 3PA | FT            | FTA | OR   | DR       | TOT | PF | PTS | A  | TO | BLK | S | MIN |  |
|--------|--------------------|-------|--------------|------|-----|---------------|-----|------|----------|-----|----|-----|----|----|-----|---|-----|--|
| 03     | Amy Wright         | 0     | 4            | 0    | 0   | 3             | 4   | 2    | 1        | 3   | 2  | 3   | 5  | 2  | 0   | 1 | 27  |  |
| 20     | Mendi Willis       | 4     | 11           | 2    | 7   | 5             | 8   | 1    | 2        | 3   | 2  | 15  | 0  | 2  | 0   | 1 | 38  |  |
| 22     | Kamara Stancile    | 5     | 11           | 1    | 2   | 4             | 4   | 3    | 10       | 13  | 3  | 15  | 3  | 4  | 1   | 1 | 33  |  |
| 23     | Leonia Brees       | 3     | 9            | 0    | 0   | 0             | 2   | 1    | 3        | 4   | 3  | 6   | 4  | 2  | 0   | 0 | 35  |  |
| 55     | Brandi Whitehead   | 3     | 8            | 0    | 2   | 0             | 0   | 0    | 1        | 1   | 1  | 6   | 0  | 1  | 0   | 1 | 19  |  |
| 1      | Treva Christensen  | 2     | 6            | 0    | 1   | 0             | 0   | 0    | 1        | 1   | 2  | 4   | 0  | 1  | 0   | 3 | 11  |  |
| 1      | Tennille Adams     | 6     | 9            | 0    | 0   | 1             | 1   | 1    | 0        | 1   | 1  | 13  | 1  | 0  | 1   | 1 | 24  |  |
| 40     | Carrie Satterfield | 2     | 3            | 1    | 1   | 0             | 0   | 0    | 0        | 0   | 1  | 5   | 4  | 0  | 0   | 0 | 11  |  |
| 52     | Joy Oakley         | 0     | 0            | 0    | 0   | 0             | 0   | 0    | 0        | 0   | 1  | 0   | 0  | 0  | 0   | 0 | 2   |  |
| 33     | Celia Anderson     | DNP-  |              |      |     |               |     |      |          |     |    |     |    |    |     |   |     |  |
| 30     | Syria Messer       | DNP-  |              |      |     |               |     |      |          |     |    |     |    |    |     |   |     |  |
| TEAM   |                    |       |              |      |     |               |     |      |          |     |    | 1   | 2  | 3  | 0   | 0 |     |  |
| TOTALS |                    | 25    | 61           | 4    | 13  | 13            | 19  | 9    | 20       | 29  | 16 | 67  | 17 | 12 | 2   | 8 | 200 |  |
| FG     | 1st (16/ 36)       | 44.4  | 2nd (9/ 25)  | 36.0 | OT  | Game (25/ 61) |     | 41.0 | DEADBALL |     |    |     |    |    |     |   |     |  |
| 3PT    | 1st (2/ 5)         | 40.0  | 2nd (2/ 8)   | 25.0 | OT  | Game (4/ 13)  |     | 30.8 | REBOUNDS | 5   |    |     |    |    |     |   |     |  |
| FT     | 1st (2/ 2)         | 100.0 | 2nd (11/ 17) | 64.7 | OT  | Game (13/ 19) |     | 68.4 |          |     |    |     |    |    |     |   |     |  |

Attendance: 14,161

OFFICIALS

|                   | SCORE BY PERIODS | 1  | 2  | OT | OT | FINAL |
|-------------------|------------------|----|----|----|----|-------|
| #1- Don Hudson    | Wisconsin        | 26 | 38 |    |    | 64    |
| #2- Eddie Miller  | Arkansas         | 36 | 31 |    |    | 67    |
| #3- Terri Maddock |                  |    |    |    |    |       |

TECHNICAL FOULS: NONE

POINTS OFF TURNOVERS: Arkansas 24 Wisconsin 5

SECOND CHANCE POINTS: Arkansas 16 Wisconsin 17

Fouled out:

|           |                     |
|-----------|---------------------|
| Wisconsin | #41, Stomski (5:41) |
|           | #30, Moore (0:25.7) |

**March 20, 1999 ♦ Bud Walton Arena  
♦ Fayetteville, Arkansas ♦ Semifinals**

OFFICIAL NCAA BASKETBALL BOX SCORE

03-20-99 Fayetteville, Ark.

SECOND HALF

Licensed To: University of Arkansas

Visitors: Drake 21-10

| No. PLAYER            | FG   | FGA           | 3P   | 3PA | FT            | FTA  | OR       | DR | TOT | PF | PTS | A | TO | BLK | S | MIN |
|-----------------------|------|---------------|------|-----|---------------|------|----------|----|-----|----|-----|---|----|-----|---|-----|
| 04 Tamm Blackstone    | 2    | 3             | 0    | 0   | 0             | 2    | 0        | 0  | 0   | 0  | 4   | 0 | 0  | 0   | 0 | 5   |
| 11 Kristin Santa      | 0    | 4             | 0    | 3   | 2             | 2    | 0        | 2  | 1   | 2  | 2   | 1 | 2  | 0   | 1 | 11  |
| 20 Stephanie Schmitz  | 1    | 3             | 0    | 1   | 2             | 2    | 0        | 1  | 1   | 1  | 4   | 2 | 5  | 0   | 2 | 13  |
| 34 Erin Richards      | 3    | 5             | 1    | 2   | 0             | 0    | 1        | 0  | 1   | 0  | 7   | 1 | 1  | 0   | 1 | 15  |
| 44 Haley James        | 2    | 4             | 0    | 0   | 4             | 4    | 0        | 4  | 4   | 1  | 8   | 1 | 2  | 0   | 0 | 19  |
| 50 Megan Wright       | 2    | 4             | 0    | 1   | 1             | 2    | 1        | 2  | 3   | 1  | 5   | 1 | 0  | 1   | 0 | 14  |
| 52 Anna Strickland    | 1    | 2             | 0    | 0   | 0             | 0    | 0        | 0  | 0   | 1  | 2   | 0 | 1  | 0   | 1 | 11  |
| 55 Molly Nelson       | 0    | 0             | 0    | 0   | 0             | 0    | 0        | 0  | 0   | 0  | 1   | 0 | 0  | 1   | 0 | 2   |
| 24 Allison Glazebrook | 0    | 1             | 0    | 0   | 0             | 0    | 1        | 1  | 2   | 0  | 0   | 0 | 0  | 1   | 0 | 4   |
| 12 Kris Horner        | 0    | 1             | 0    | 0   | 0             | 0    | 0        | 0  | 0   | 0  | 1   | 0 | 0  | 0   | 1 | 3   |
| 14 Kristin Crowley    | 0    | 0             | 0    | 0   | 0             | 0    | 0        | 0  | 0   | 0  | 1   | 0 | 0  | 0   | 0 | 1   |
| TEAM                  |      |               |      |     |               |      | 4        | 1  | 5   | 0  |     |   |    |     |   |     |
| TOTALS                | 11   | 27            | 1    | 8   | 9             | 12   | 7        | 11 | 18  | 7  | 32  | 7 | 13 | 2   | 7 | 100 |
| FG 1st ( 7 / 26)      | 26.9 | 2nd (11/ 27)  | 40.7 | OT  | Game (18/ 53) | 34.0 | DEADBALL |    |     |    |     |   |    |     |   |     |
| 3P 1st ( 3 / 11)      | 27.3 | 2nd ( 8 / 12) | 12.5 | OT  | Game (4 / 19) | 28.6 | REBOUNDS | 2  |     |    |     |   |    |     |   |     |
| FT 1st ( 7 / 8)       | 87.5 | 2nd ( 9 / 12) | 75.0 | OT  | Game (16/ 20) | 80.0 |          |    |     |    |     |   |    |     |   |     |

HOME: Arkansas 19-14

| No. PLAYER            | FG   | FGA          | 3P   | 3PA | FT            | FTA  | OR       | DR | TOT | PF | PTS | A  | TO | BLK | S | MIN |
|-----------------------|------|--------------|------|-----|---------------|------|----------|----|-----|----|-----|----|----|-----|---|-----|
| 03 Megan Wright       | 0    | 0            | 0    | 0   | 0             | 0    | 1        | 1  | 3   | 0  | 2   | 1  | 0  | 0   | 0 | 9   |
| 20 Wendt Willis       | 2    | 5            | 0    | 2   | 5             | 0    | 0        | 0  | 2   | 2  | 0   | 6  | 1  | 0   | 0 | 15  |
| 25 Lonniya Bragg      | 5    | 6            | 0    | 0   | 0             | 1    | 1        | 1  | 0   | 1  | 0   | 11 | 0  | 1   | 0 | 13  |
| 30 Sylla Messer       | 2    | 5            | 0    | 1   | 1             | 3    | 4        | 1  | 4   | 6  | 0   | 0  | 0  | 0   | 0 | 9   |
| 55 Brandi Whitehead   | 2    | 4            | 0    | 0   | 0             | 1    | 1        | 3  | 4   | 1  | 4   | 0  | 1  | 0   | 1 | 9   |
| 13 Tennille Adams     | 0    | 1            | 0    | 0   | 0             | 0    | 0        | 1  | 1   | 0  | 0   | 2  | 0  | 1   | 0 | 9   |
| 7 Kamara Standlee     | 2    | 2            | 0    | 0   | 1             | 2    | 0        | 0  | 0   | 0  | 5   | 0  | 0  | 0   | 1 | 6   |
| 11 Celia Anderson     | 1    | 1            | 0    | 0   | 0             | 0    | 0        | 0  | 0   | 0  | 2   | 0  | 0  | 0   | 1 | 3   |
| 35 Treva Christensen  | 1    | 5            | 1    | 2   | 0             | 0    | 0        | 0  | 0   | 2  | 5   | 4  | 2  | 1   | 0 | 12  |
| 40 Carrie Satterfield | 0    | 0            | 0    | 0   | 0             | 0    | 0        | 0  | 0   | 2  | 0   | 2  | 0  | 0   | 0 | 11  |
| 52 Joy Oakley         | 0    | 1            | 0    | 0   | 0             | 0    | 1        | 0  | 1   | 0  | 0   | 0  | 1  | 0   | 1 | 4   |
| TEAM                  |      |              |      |     |               |      | 1        | 0  | 1   | 0  |     | 0  |    |     |   |     |
| TOTALS                | 16   | 31           | 3    | 8   | 4             | 7    | 4        | 11 | 15  | 9  | 39  | 12 | 9  | 2   | 4 | 100 |
| FG 1st (14/ 34)       | 41.2 | 2nd (16/ 31) | 51.6 | OT  | Game (30/ 65) | 46.2 | DEADBALL |    |     |    |     |    |    |     |   |     |
| 3P 1st ( 1 / 8)       | 16.7 | 2nd ( 3 / 8) | 37.5 | OT  | Game (4 / 14) | 28.6 | REBOUNDS | 2  |     |    |     |    |    |     |   |     |
| FT 1st (12/ 14)       | 85.7 | 2nd ( 4 / 7) | 57.1 | OT  | Game (16/ 21) | 76.2 |          |    |     |    |     |    |    |     |   |     |

Attendance: 9,041

| OFFICIALS         | SCORE BY PERIODS | 1  | 2  | OT | OT | FINAL |
|-------------------|------------------|----|----|----|----|-------|
| #1 Eddie Miller   | Drake            | 24 | 32 |    |    | 56    |
| #2 Terri Maddock  | Arkansas         | 41 | 39 |    |    | 80    |
| #3- Kelly Johnson |                  |    |    |    |    |       |

TECHNICAL FOULS: NONE

POINTS OFF TURNOVERS: Arkansas 11 Drake 7

SECOND CHANCE POINTS: Arkansas 6 Drake 5

This report produced by The Official Box for Basketball(tm) 6.00.14.FWNSCH  
Software and reports by (c) 1997 The Sports Analytics LLC All Rights Reserved.  
PO Box 647, Middletown, NJ 07748 Tel: (732) 796-9810 Fax: (732) 796-9812

# WNIT TOURNAMENT RECORDS

## March 17, 1999 ♦ Bud Walton Arena ♦ Fayetteville, Arkansas ♦ Quarterfinals

| OFFICIAL NCAA BASKETBALL BOX SCORE 03-17-99 Fayetteville, Ark. FINAL BOX      |          |     |              |      |    |     |    |    |     |               |      |          |    |     |    |     |
|---|----------|-----|--------------|------|----|-----|----|----|-----|---------------|------|----------|----|-----|----|-----|
| Licensed To: University of Arkansas   |          |     |              |      |    |     |    |    |     |               |      |          |    |     |    |     |
| VISITORS: Rice 20-12  |          |     |              |      |    |     |    |    |     |               |      |          |    |     |    |     |
| NO PLAYER   | FG       | FPA | 3P           | 3PA  | FT | FTA | OR | DR | TOT | PF            | PTS  | A        | TO | BLK | S  | MIN |
| 2 Charonda Wilson   | 2        | 4   | 1            | 1    | 0  | 0   | 1  | 0  | 1   | 5             | 5    | 8        | 2  | 0   | 1  | 35  |
| 23 Kim Smallwood  | 7        | 9   | 0            | 0    | 6  | 6   | 3  | 5  | 8   | 5             | 20   | 1        | 0  | 1   | 4  | 31  |
| 25 Maria Brumfield  | 5        | 14  | 1            | 1    | 1  | 2   | 0  | 7  | 7   | 3             | 12   | 2        | 6  | 0   | 3  | 35  |
| 33 Kirra Jordan   | 6        | 13  | 0            | 2    | 3  | 4   | 0  | 1  | 1   | 4             | 15   | 0        | 3  | 0   | 0  | 28  |
| 52 Jennifer Hamilton  | 2        | 5   | 0            | 0    | 6  | 6   | 2  | 1  | 3   | 2             | 10   | 0        | 2  | 1   | 1  | 22  |
| 12 Ashley Duncan  | 0        | 3   | 0            | 2    | 0  | 0   | 0  | 1  | 1   | 1             | 0    | 0        | 1  | 0   | 0  | 14  |
| 35 Suzanne Roy  | 2        | 6   | 0            | 0    | 1  | 2   | 4  | 1  | 5   | 2             | 14   | 0        | 0  | 0   | 0  | 23  |
| 20 LaToya Brown   | 1        | 4   | 1            | 3    | 0  | 0   | 0  | 1  | 1   | 1             | 3    | 1        | 0  | 0   | 1  | 12  |
| 44 Aarika Florus  | DNP-     |     |              |      |    |     |    |    |     |               |      |          |    |     |    |     |
| TEAM  |          |     |              |      |    |     |    |    |     | 1             | 0    | 1        | 0  |     |    |     |
| TOTALS  | 25       | 58  | 3            | 9    | 17 | 20  | 11 | 17 | 28  | 23            | 70   | 12       | 15 | 2   | 10 | 200 |
| FG 1st (13/ 27)   | 48.1     |     | 2nd (12/ 31) | 38.7 | OT |     |    |    |     | Game (25/ 58) | 43.1 | DEADB    |    |     |    |     |
| 3PT 1st ( 0/ 3)   | 0.0      |     | 2nd ( 3/ 6)  | 50.0 | OT |     |    |    |     | Game ( 3/ 9)  | 33.3 | REBOUNDS | 3  |     |    |     |
| FT 1st ( 7/ 7)  | 100.0    |     | 2nd (10/ 13) | 76.9 | OT |     |    |    |     | Game (17/ 20) | 85.0 |          |    |     |    |     |
| HOME: Arkansas 18-14  |          |     |              |      |    |     |    |    |     |               |      |          |    |     |    |     |
| NO PLAYER   | FG       | FPA | 3P           | 3PA  | FT | FTA | OR | DR | TOT | PF            | PTS  | A        | TO | BLK | S  | MIN |
| 03 Amy Wright   | 2        | 3   | 0            | 1    | 5  | 8   | 0  | 1  | 1   | 0             | 9    | 3        | 5  | 0   | 0  | 26  |
| 20 Wendi Willits  | 4        | 8   | 3            | 6    | 0  | 0   | 0  | 5  | 5   | 3             | 11   | 1        | 2  | 1   | 0  | 33  |
| 25 Lonniya Bragg  | 6        | 8   | 0            | 0    | 6  | 7   | 2  | 5  | 7   | 2             | 18   | 0        | 2  | 0   | 2  | 36  |
| 30 Sytia Messer   | 5        | 10  | 1            | 3    | 3  | 4   | 2  | 3  | 5   | 2             | 14   | 1        | 3  | 0   | 2  | 33  |
| 55 Brandi Whitehead   | 1        | 3   | 0            | 0    | 0  | 0   | 1  | 0  | 1   | 4             | 2    | 0        | 3  | 0   | 1  | 20  |
| 22 Kamara Stancle   | 4        | 6   | 0            | 0    | 0  | 0   | 2  | 1  | 3   | 3             | 8    | 1        | 0  | 0   | 0  | 14  |
| 40 Carrie Satterfield   | 0        | 2   | 0            | 1    | 2  | 3   | 0  | 0  | 0   | 3             | 2    | 3        | 0  | 0   | 0  | 14  |
| 13 Tennille Adams   | 5        | 10  | 0            | 0    | 2  | 2   | 4  | 4  | 8   | 2             | 12   | 0        | 0  | 0   | 0  | 21  |
| 3 Treva Christensen   | 0        | 2   | 0            | 0    | 0  | 0   | 0  | 0  | 0   | 0             | 0    | 1        | 1  | 0   | 0  | 3   |
| Joy Oakley  | DNP-     |     |              |      |    |     |    |    |     |               |      |          |    |     |    |     |
| 33 Celia Anderson   | DNP-     |     |              |      |    |     |    |    |     | 1             | 1    | 2        | 0  |     |    |     |
| TEAM  |          |     |              |      |    |     |    |    |     |               |      |          |    |     |    |     |
| TOTALS  | 27       | 52  | 4            | 11   | 18 | 24  | 12 | 20 | 32  | 19            | 76   | 10       | 19 | 1   | 5  | 200 |
| FG 1st (15/ 27)   | 55.6     |     | 2nd (12/ 25) | 48.0 | OT |     |    |    |     | Game (27/ 52) | 51.9 | DEADB    |    |     |    |     |
| 3PT 1st ( 3/ 6)   | 50.0     |     | 2nd ( 1/ 5)  | 20.0 | OT |     |    |    |     | Game ( 4/ 11) | 36.4 | REBOUNDS | 4  |     |    |     |
| FT 1st ( 9/ 11)   | 81.8     |     | 2nd ( 9/ 13) | 69.2 | OT |     |    |    |     | Game (18/ 24) | 75.0 |          |    |     |    |     |
| Attendance: 3,492   |          |     |              |      |    |     |    |    |     |               |      |          |    |     |    |     |
| OFFICIALS   |          |     |              |      |    |     |    |    |     |               |      |          |    |     |    |     |
| #1- Bobby Giles   | Rice     |     |              |      |    |     | 1  | 2  | OT  | OT            | OT   | FINAL    |    |     |    |     |
| #2- Wilson Rosemond   | Arkansas |     |              |      |    |     | 33 | 37 |     |               |      |          | 70 |     |    |     |
| #3- Larry DeWitt  |          |     |              |      |    |     | 42 | 34 |     |               |      |          | 76 |     |    |     |
| TECHNICAL FOULS: NONE   |          |     |              |      |    |     |    |    |     |               |      |          |    |     |    |     |
| POINTS OFF TURNOVERS: Arkansas 24 Rice 21                                     |          |     |              |      |    |     |    |    |     |               |      |          |    |     |    |     |
| SECOND CHANCE POINTS: Arkansas 19 Rice 12                                     |          |     |              |      |    |     |    |    |     |               |      |          |    |     |    |     |
| Fouled out: Rice #23 Smallwood (1:31)   |          |     |              |      |    |     |    |    |     |               |      |          |    |     |    |     |
| #21 Wilson (0:29.4)   |          |     |              |      |    |     |    |    |     |               |      |          |    |     |    |     |
| This report produced by The Official Book for Basketball(tm) 6.00.143.FWN SCH |          |     |              |      |    |     |    |    |     |               |      |          |    |     |    |     |
| Software and reports - (c) 1997 The Sports Alliance. All Rights Reserved.     |          |     |              |      |    |     |    |    |     |               |      |          |    |     |    |     |
| PO Box 647, Middletown, NJ 07748 Tel: (732) 796-9810 Fax: (732) 796-9812      |          |     |              |      |    |     |    |    |     |               |      |          |    |     |    |     |

## March 12, 1999 ♦ Bud Walton Arena ♦ Fayetteville, Arkansas ♦ First Round

| OFFICIAL NCAA BASKETBALL BOX SCORE  |                    |      |              |    |      |    |     |               |    |      |          |     |    |    |     |    | 03-12-99         |   | Fayetteville, Ark. |    | FINAL BOX |    |   |
|---|--------------------|------|--------------|----|------|----|-----|---------------|----|------|----------|-----|----|----|-----|----|------------------|---|--------------------|----|-----------|----|---|
| Licensed To: University of Arkansas   |                    |      |              |    |      |    |     |               |    |      |          |     |    |    |     |    |                  |   |                    |    |           |    |   |
| VISITORS: Northwestern St. 22-7   |                    |      |              |    |      |    |     |               |    |      |          |     |    |    |     |    |                  |   |                    |    |           |    |   |
| NO  | PLAYER             | FG   | FPA          | 3P | 3PA  | FT | FTA | OR            | DR | TOT  | PF       | PTS | A  | TO | BLK | S  | MIN              |   |                    |    |           |    |   |
| 1   | Louise Chase       | 3    | 12           | 0  | 0    | 5  | 10  | 6             | 5  | 11   | 4        | 11  | 2  | 8  | 1   | 1  | 32               |   |                    |    |           |    |   |
| 14  | Sonya Bearden      | 4    | 12           | 2  | 5    | 2  | 3   | 4             | 7  | 2    | 12       | 1   | 3  | 0  | 1   | 25 |                  |   |                    |    |           |    |   |
| 30  | Kia Converse       | 5    | 16           | 1  | 4    | 2  | 4   | 7             | 3  | 10   | 2        | 13  | 0  | 3  | 0   | 1  | 40               |   |                    |    |           |    |   |
| 34  | Judy Clark         | 7    | 14           | 2  | 4    | 4  | 7   | 0             | 1  | 1    | 1        | 20  | 3  | 5  | 0   | 2  | 40               |   |                    |    |           |    |   |
| 42  | Jamila Newman      | 0    | 2            | 0  | 0    | 2  | 2   | 2             | 2  | 4    | 4        | 2   | 0  | 4  | 0   | 0  | 25               |   |                    |    |           |    |   |
| 20  | Jennifer Graf      | 1    | 5            | 0  | 0    | 0  | 0   | 1             | 5  | 6    | 0        | 2   | 0  | 1  | 0   | 0  | 15               |   |                    |    |           |    |   |
| 12  | Nikki Vernon       | 0    | 0            | 0  | 0    | 0  | 0   | 0             | 0  | 0    | 0        | 2   | 0  | 1  | 0   | 0  | 8                |   |                    |    |           |    |   |
| 22  | Twenty Evans       | 0    | 2            | 0  | 0    | 0  | 0   | 0             | 2  | 2    | 4        | 0   | 0  | 0  | 1   | 0  | 15               |   |                    |    |           |    |   |
| 31  | Emily Huey         | DNP- |              |    |      |    |     |               |    |      |          |     |    |    |     |    |                  |   |                    |    |           |    |   |
| 05  | Jennifer Price     | DNP- |              |    |      |    |     |               |    |      |          |     |    |    |     |    |                  |   |                    |    |           |    |   |
| 21  | Anna Means         | DNP- |              |    |      |    |     |               |    |      |          |     |    |    |     |    |                  |   |                    |    |           |    |   |
| 52  | Demetria Roberts   | DNP- |              |    |      |    |     |               |    |      |          |     |    |    |     |    |                  |   |                    |    |           |    |   |
| TEAM  |                    |      |              |    |      |    |     |               |    |      |          |     |    |    |     |    | 3                | 1 | 4                  | 0  | 1         |    |   |
| TOTALS  |                    | 20   | 63           | 5  | 13   | 15 | 25  | 24            | 23 | 47   | 15       | 60  | 7  | 26 | 1   | 5  | 200              |   |                    |    |           |    |   |
| FG 1st ( 6/ 32)   |                    | 18.8 | 2nd (14/ 31) |    | 45.2 | OT |     | Game (20/ 63) |    | 31.7 | DEADB    |     |    |    |     |    |                  |   |                    |    |           |    |   |
| 3PT 1st ( 1/ 7)   |                    | 14.3 | 2nd ( 4/ 6)  |    | 66.7 | OT |     | Game ( 5/ 13) |    | 38.5 | REBOUNDS |     | 7  |    |     |    |                  |   |                    |    |           |    |   |
| FT 1st ( 5/ 10)   |                    | 50.0 | 2nd (10/ 15) |    | 66.7 | OT |     | Game (15/ 25) |    | 60.0 |          |     |    |    |     |    |                  |   |                    |    |           |    |   |
| HOME: Arkansas 16-14  |                    |      |              |    |      |    |     |               |    |      |          |     |    |    |     |    |                  |   |                    |    |           |    |   |
| NO  | PLAYER             | FG   | FPA          | 3P | 3PA  | FT | FTA | OR            | DR | TOT  | PF       | PTS | A  | TO | BLK | S  | MIN              |   |                    |    |           |    |   |
| 03  | Amy Wright         | 2    | 5            | 0  | 2    | 2  | 3   | 1             | 1  | 2    | 1        | 6   | 11 | 3  | 0   | 4  | 28               |   |                    |    |           |    |   |
| 20  | Wendi Willits      | 7    | 14           | 1  | 5    | 0  | 2   | 1             | 3  | 4    | 1        | 15  | 0  | 3  | 0   | 2  | 35               |   |                    |    |           |    |   |
| 25  | Lonniya Bragg      | 9    | 11           | 0  | 0    | 4  | 6   | 3             | 4  | 7    | 3        | 22  | 0  | 0  | 0   | 2  | 26               |   |                    |    |           |    |   |
| 30  | Sytia Messer       | 7    | 12           | 1  | 2    | 4  | 4   | 8             | 2  | 16   | 2        | 16  | 2  | 0  | 0   | 1  | 30               |   |                    |    |           |    |   |
| 55  | Brandi Whitehead   | 2    | 5            | 0  | 2    | 0  | 0   | 1             | 1  | 2    | 3        | 4   | 2  | 2  | 0   | 1  | 17               |   |                    |    |           |    |   |
|   | Tennille Adams     | 0    | 3            | 0  | 1    | 0  | 0   | 0             | 3  | 3    | 5        | 0   | 1  | 1  | 0   | 0  | 12               |   |                    |    |           |    |   |
| 52  | Joy Oakley         | 1    | 2            | 0  | 0    | 0  | 0   | 0             | 0  | 0    | 1        | 2   | 0  | 1  | 1   | 0  | 8                |   |                    |    |           |    |   |
| 22  | Kamara Stancle     | 2    | 6            | 0  | 2    | 1  | 2   | 1             | 1  | 2    | 2        | 5   | 2  | 1  | 1   | 2  | 12               |   |                    |    |           |    |   |
| 40  | Carrie Satterfield | 1    | 4            | 0  | 1    | 0  | 0   | 0             | 1  | 1    | 0        | 2   | 1  | 1  | 1   | 0  | 14               |   |                    |    |           |    |   |
| 33  | Celia Anderson     | 3    | 7            | 0  | 0    | 0  | 0   | 5             | 1  | 6    | 0        | 6   | 0  | 0  | 1   | 0  | 10               |   |                    |    |           |    |   |
| 35  | Treva Christensen  | 0    | 2            | 0  | 1    | 0  | 0   | 1             | 2  | 3    | 1        | 0   | 2  | 1  | 1   | 0  | 8                |   |                    |    |           |    |   |
| TEAM  |                    |      |              |    |      |    |     |               |    |      |          |     |    |    |     |    |                  |   | 1                  | 2  | 3         | 0  | 0 |
| TOTALS  |                    | 34   | 71           | 1  | 15   | 9  | 17  | 18            | 23 | 41   | 20       | 78  | 21 | 15 | 5   | 12 | 200              |   |                    |    |           |    |   |
| FG 1st (13/ 33)   |                    | 39.4 | 2nd (21/ 38) |    | 55.3 | OT |     | Game (34/ 71) |    | 47.9 | DEADB    |     |    |    |     |    |                  |   |                    |    |           |    |   |
| 3PT 1st ( 1/ 10)  |                    | 10.0 | 2nd ( 0/ 5)  |    | 0.0  | OT |     | Game ( 1/ 15) |    | 6.7  | REBOUNDS |     | 3  |    |     |    |                  |   |                    |    |           |    |   |
| FT 1st ( 2/ 6)  |                    | 33.3 | 2nd ( 7/ 11) |    | 63.6 | OT |     | Game ( 9/ 17) |    | 52.9 |          |     |    |    |     |    |                  |   |                    |    |           |    |   |
| Attendance: 1,282   |                    |      |              |    |      |    |     |               |    |      |          |     |    |    |     |    |                  |   |                    |    |           |    |   |
| OFFICIALS   |                    |      |              |    |      |    |     |               |    |      |          |     |    |    |     |    |                  |   |                    |    |           |    |   |
| #1- Don Hudson  |                    |      |              |    |      |    |     |               |    |      |          |     |    |    |     |    | Northwestern St. |   | 18                 | 42 |           | 60 |   |
| #2- Lyndon Polk   |                    |      |              |    |      |    |     |               |    |      |          |     |    |    |     |    | Arkansas         |   | 29                 | 49 |           | 78 |   |
| #3- Randy Salesbury   |                    |      |              |    |      |    |     |               |    |      |          |     |    |    |     |    |                  |   |                    |    |           |    |   |
| TECHNICAL FOULS: NONE   |                    |      |              |    |      |    |     |               |    |      |          |     |    |    |     |    |                  |   |                    |    |           |    |   |
| POINTS OFF TURNOVERS: Arkansas 32 Northwestern St. 10                         |                    |      |              |    |      |    |     |               |    |      |          |     |    |    |     |    |                  |   |                    |    |           |    |   |
| SECOND CHANCE POINTS: Arkansas 18 Northwestern St. 18                         |                    |      |              |    |      |    |     |               |    |      |          |     |    |    |     |    |                  |   |                    |    |           |    |   |
| Fouled out: Arkansas #13 Adams (3:02)   |                    |      |              |    |      |    |     |               |    |      |          |     |    |    |     |    |                  |   |                    |    |           |    |   |
| This report produced by The Official Book for Basketball(tm) 6.00.143.FWN SCH |                    |      |              |    |      |    |     |               |    |      |          |     |    |    |     |    |                  |   |                    |    |           |    |   |
| Software and reports - (c) 1997 The Sports Alliance. All Rights Reserved.     |                    |      |              |    |      |    |     |               |    |      |          |     |    |    |     |    |                  |   |                    |    |           |    |   |
| PO Box 647, Middletown, NJ 07748 Tel: (732) 796-9810 Fax: (732) 796-9812      |                    |      |              |    |      |    |     |               |    |      |          |     |    |    |     |    |                  |   |                    |    |           |    |   |



# ALL-TIME ROSTERS

## 1976-77

| NO. | NAME                 | POS. | CL. | HOMETOWN           | PPG | RPG |
|-----|----------------------|------|-----|--------------------|-----|-----|
| 15  | Joyce Underdown      |      |     | Green Forest, Ark. |     |     |
| 20  | Joanie Johnston      |      |     | Little Rock, Ark.  |     |     |
| 21  | Camille Yancey       |      |     | Marvell, Ark.      |     |     |
| 23  | Pat Keck             |      |     | Rogers, Ark.       |     |     |
| 24  | Marsha Lackey-Vining |      |     | Eufaula, Okla.     |     |     |
| 25  | Jeanette Cowherd     |      |     | Purdy, Mo.         |     |     |
| 30  | Debbie Roe           |      |     | Elkins, Ark.       |     |     |
| 31  | Deborah Cooper       |      |     | Harrison, Ark.     |     |     |
| 32  | Tami Thompson        |      |     | Pine Bluff, Ark.   |     |     |
| 33  | Carol Ann Riggs      |      |     | Fayetteville, Ark. |     |     |
| 34  | Deanna Barnes        |      |     |                    |     |     |
| 35  | Celeste Holman       |      |     |                    |     |     |
| 40  | Karen Osborne        |      |     |                    |     |     |
| 42  | Joy Dillard          |      |     | Dermot, Ark.       |     |     |

Head Coach: Sharon Ogle



Front row, from left: Jeanette Cowherd, Deborah Cooper, Camille Yancey, Carol Ann Riggs, Joanie Johnston, Karen Osborne, Pat Keck; back row, from left: trainer Jerry Cohen, Debbie Roe, Marsha Lackey-Vining, Joyce Underdown, Joy Dillard, Celeste Holman, Tami Thompson, Deanna Barnes, manager Gail Saulsbury, head coach Sharon Ogle.

## 1977-78

| NO. | NAME                 | POS. | CL. | HOMETOWN            | PPG | RPG |
|-----|----------------------|------|-----|---------------------|-----|-----|
| 14  | Mary Lynn Ederington |      |     | Warren, Ark.        |     |     |
| 15  | Debbie Roe           |      |     | Elkins, Ark.        |     |     |
| 21  | Camille Yancey       |      |     | Marvell, Ark.       |     |     |
| 22  | Peggy Price          |      |     |                     |     |     |
| 23  | Tamera Scherm        |      |     | Carlisle, Ark.      |     |     |
| 24  | Marsha Lackey-Vining |      |     | Eufaula, Okla.      |     |     |
| 25  | Jeanette Cowherd     |      |     | Purdy, Mo.          |     |     |
| 30  | Sheila Burns         |      |     | Cave City, Ark.     |     |     |
| 31  | Sherry Smith         |      |     | Huntsville, Ark.    |     |     |
| 32  | Kathy Rowland        |      |     | Mountain Home, Ark. |     |     |
| 33  | Carol Ann Riggs      |      |     | Fayetteville, Ark.  |     |     |
| 35  | Betsy Broyles        |      |     | Fayetteville, Ark.  |     |     |
| 42  | Joy Dillard          |      |     | Dermot, Ark.        |     |     |

Head Coach: Sharon Ogle  
Assistant Coach:



Front row, from left: Tamera Scherm, Mary Lynn Ederington, Peggy Price, Jeanette Cowherd, Carol Ann Riggs, Marsha Lackey-Vining, Camille Yancey; back row: manager Dianne Lewis, Sheila Burns, Kathy Rowland, Sherry Smith, Joy Dillard, Betsy Broyles, Debbie Roe, Melanie Browder, head coach Sharon Ogle, trainer Jerry Cohen.

## 1978-79

| NO.   | NAME             | POS. | CL. | HOMETOWN           | PPG | RPG |
|-------|------------------|------|-----|--------------------|-----|-----|
| 12    | Sandy Scranton   |      |     | Elkins, Ark.       |     |     |
| 14    | Donna Buccella   |      |     | Huntington, Ark.   |     |     |
| 22    | Peggy Price      |      |     |                    |     |     |
| 21/23 | Marsha Johnson   |      |     |                    |     | Van |
|       | Buren, Ark.      |      |     |                    |     |     |
| 30    | Debbie Roe       |      |     | Elkins, Ark.       |     |     |
| 31    | Trisha Cooper    |      |     | Benton, Ark.       |     |     |
| 32    | Kathy Caton      |      |     | Inola, Okla.       |     |     |
| 33    | Monica Van Parys |      | Fr  | Vilonia, Ark.      |     |     |
| 35    | Betsy Broyles    |      |     | Fayetteville, Ark. |     |     |
| 35    | Sharon Delph     |      |     | Conway, Ark.       |     |     |
| 42    | Joy Dillard      |      |     | Dermott, Ark.      |     |     |
| 44    | Lita Stricklin   |      |     | Gurdon, Ark.       |     |     |
|       | L'Anna Howard    |      |     |                    |     |     |

11, 24

Head Coach: Joan Henn




Unfortunately, the University of Arkansas does not have a team photo of the 1978-79 team, only this newspaper clipping of a team photo. The members of the 1978-79 team were: Betsy Broyles, Donna Buccella, Kathy Caton, Trisha Cooper, Sharon Delph, L'Anna Howard, Marsha Johnson, Peggy Price, Debbie Roe, Sandy Scranton, Lita Stricklin, Monica Van Parys. The head coach was Joan Henn with assistant coach Judy Grayston. If any former players have a copy of the team photograph, we would like to copy it for our records. Please contact Jeri Thorpe at the Athletic Communications office.

Assistant Coach: Judy Grayston

## 1979-80

| NO. | NAME                | POS. | CL. | HOMETOWN            | PPG | RPG |
|-----|---------------------|------|-----|---------------------|-----|-----|
| 12  | Sandy Scranton      |      |     | Elkins, Ark.        |     |     |
| 13  | Leah Gordon         |      |     | Moundville, Ark.    |     |     |
| 14  | Kelly Lipe          |      |     | Pine Bluff, Ark.    |     |     |
| 15  | Connie Fitzgerald   |      | Fr  | Fayetteville, Ark.  |     |     |
| 21  | Kathy Caton         |      |     | Inola, Okla.        |     |     |
| 22  | Tammy Siefkes       |      | Fr  | Hutchinson, Kan.    |     |     |
| 23  | Marsha Johnson      |      |     | Van Buren, Ark.     |     |     |
| 25  | Lita Stricklin      |      |     | Gurdon, Ark.        |     |     |
| 30  | Patrice Gillenwater |      |     | Little Rock, Ark.   |     |     |
| 31  | Trisha Cooper       |      |     | Benton, Ark.        |     |     |
| 32  | Lisa Harris         |      |     | Rudy, Ark.          |     |     |
| 33  | Monica Van Parys    |      | Fr  | Vilonia, Ark.       |     |     |
| 40  | Kim Bunge           |      | Fr  | Bartlesville, Okla. |     |     |
|     | George Ana Clark    |      |     | Harrison, Ark.      |     |     |

Head Coach: Joan Henn



Front row, from left: Trisha Cooper, Lita Stricklin, Monica Van Parys, Kim Bunge, Patrice Gillenwater, Tammy Siefkes, Connie Fitzgerald; back row: Peggy Price, manager; Kristy Weathers, manager; Sandy Scranton, Leah Gordon, George Ana Clark, Ann Keenan, assistant coach; Joan Henn, head coach; Kathy Caton, Marsha Johnson, Lisa Harris, Kelly Lipe, Nancy Stevens, trainer.



# ALL-TIME ROSTERS

## 1980-81

| NO. | NAME                | POS. | CL. | HOMETOWN            | PPG  | RPG |
|-----|---------------------|------|-----|---------------------|------|-----|
| 13  | Leah Gordon         |      |     | Moundville, Mo.     | 5.0  | 2.4 |
| 15  | Wendy Schopp        |      |     | Gravette, Ark.      | 1.7  | 0.9 |
| 20  | Brenda Alexander    | G    | Jr  | Heber Springs, Ark. | 2.5  | 1.4 |
| 23  | DeAnn Henry         |      | Fr  | Homer, Alas.        | 2.4  | 1.0 |
| 21  | Cheryl Orcholski    | G    | Fr  | Milwaukee, Wis.     | 11.0 | 2.7 |
| 22  | Jan Lookadoo        |      |     | Pea Ridge, Ark.     | 1.0  | 0.5 |
| 24  | Connie Fitzgerald   | G    | So  | Fayetteville, Ark.  | 7.9  | 3.7 |
| 25  | Cecilia Roark       |      |     | Hampton, Ark.       | 0.0  | 0.0 |
| 30  | Patrice Gillenwater |      |     | Little Rock, Ark.   | 2.5  | 1.5 |
| 31  | Mary Munsch         | F    | Fr  | Libertyville, Ill.  | 8.6  | 4.6 |
| 32  | Tammy Siefkes       |      | So  | Hutchinson, Kan.    | 8.7  | 4.7 |
| 33  | Monica Van Parys    | F    | Fr  | Vilonia, Ark.       | 10.1 | 6.3 |
| 40  | Kim Bunge           | C    | So  | Bartlesville, Okla. | 10.1 | 6-4 |

Head Coach: Joan Henn

Assistant Coaches: Matilda Willis, Bonnie Foley




Front row, from left: Brenda Alexander, Connie Fitzgerald, Cecilia Roark, Jan Lookadoo, Cheryl Orcholski, Leah Gordon; back row, from left: Kelly Lipe, manager; Nancy Stevens, trainer; Matilda Willis, assistant coach; Wendy Schopp, Patrice Gillenwater, Mary Munsch, Kim Bunge, Monica Van Parys, Tammy Siefkes, DeAnn Henry, Joan Henn, head coach; Bonnie Foley, graduate assistant; Peggy Price, manager.

## 1981-82

| NO. | NAME              | POS. | CL. | HOMETOWN            | PPG  | RPG |
|-----|-------------------|------|-----|---------------------|------|-----|
| 5   | Bettye Fiscus     | F    | Fr  | Wynne, Ark.         | 18.7 | 8.1 |
| 20  | Brenda Alexander  | G    | Sr  | Heber Springs, Ark. | 0.5  | 0.8 |
| 21  | Cheryl Orcholski  | G    | So  | Milwaukee, Wis.     | 9.5  | 2.6 |
| 22  | Doris Gaiser      | G    | Fr  | Little Rock, Ark.   | 3.3  | 1.3 |
| 23  | DeAnn Henry       | G    | So  | Homer, Alas.        | 1.7  | 0.7 |
| 24  | Connie Fitzgerald | G    | Jr  | Fayetteville, Ark.  | 5.6  | 2.9 |
| 31  | Mary Munsch       | F    | So  | Libertyville, Ill.  | 3.5  | 2.8 |
| 32  | Dinah Dickerson   | G    | So  | Clarksville, Ark.   | 2.5  | 1.6 |
| 33  | Monica Van Parys  | F    | Sr  | Vilonia, Ark.       | 3.5  | 3.6 |
| 40  | Kim Bunge         | C    | Jr  | Bartlesville, Okla. | 12.6 | 5.6 |
| 44  | Erma Greer        | F    | Fr  | Little Rock, Ark.   | 4.0  | 3.5 |
| 44  | Amanda Holley     | F    | Fr  | Bethany, Okla.      | 8.6  | 6.7 |
| 52  | Tamara Mathis     | F    | Fr  | Danville, Ark.      | 3.4  | 2.1 |
| 52  | Paula Phillips    | F    | Fr  | Greenwood, Ark.     | 0.8  | 1.3 |

Head Coach: Matilda Willis

Assistant Coaches: John Sutherland, Jeff Cohen




Front row, from left: Brenda Alexander, Dinah Dickerson, Connie Fitzgerald, Tamara Mathis, Doris Gaiser, DeAnn Henry, Cheryl Orcholski; back row, from left: Kelly Lipe, manager; Nancy Stevens, trainer; John Sutherland, assistant coach; Bettye Fiscus, Paula Phillips, Monica Van Parys, Kim Bunge, Amanda Holley, Erma Greer, Mary Munsch; Jeff Cohen, assistant coach; Matilda Willis, head coach; Marsha Van Parys, manager.

## 1982-83

| NO. | NAME              | POS. | CL. | HOMETOWN            | PPG  | RPG |
|-----|-------------------|------|-----|---------------------|------|-----|
| 5   | Bettye Fiscus     | F    | So  | Wynne, Ark.         | 18.3 | 7.3 |
| 20  | DeAnn Henry       | G    | Jr  | Homer, Alas.        | 0.5  | 0.8 |
| 21  | Cheryl Orcholski  | G    | Jr  | Milwaukee, Wis.     | 6.9  | 2.6 |
| 22  | Doris Gaiser      | G    | So  | Little Rock, Ark.   | 4.7  | 2.3 |
| 23  | Sherri Boeller    | G    | Fr  | Cape Girardeau, Mo. | 1.0  | 0.3 |
| 24  | Connie Fitzgerald | G    | Sr  | Fayetteville, Ark.  | 3.8  | 2.0 |
| 31  | Mary Munsch       | F    | Jr  | Libertyville, Ill.  | 2.1  | 1.6 |
| 32  | Debra Williams    | G    | Fr  | Eudora, Ark.        | 2.0  | 0.6 |
| 33  | Tamara Mathis     | F    | So  | Danville, Ark.      | 3.1  | 1.4 |
| 40  | Kim Bunge         | C    | Sr  | Bartlesville, Okla. | 7.1  | 4.6 |
| 42  | Anne Luostarinen  | C    | Fr  | Defiance, Ohio      | 3.3  | 2.3 |
| 44  | Erma Greer        | F    | So  | Little Rock, Ark.   | 5.1  | 3.7 |
| 51  | Amanda Holley     | F    | So  | Bethany, Okla.      | 15.0 | 7.3 |
| 52  | Paula Phillips    | F    | So  | Greenwood, Ark.     | 1.3  | 1.1 |

Head Coach: Matilda Willis

Assistant Coaches: John Sutherland, Lisa Parker



manager.


Front row, from left: Kelly Lipe, manager; Debra Williams, Connie Fitzgerald, Doris Gaiser, Erma Greer, Tamara Mathis, DeAnn Henry, Cheryl Orcholski, Nancy Stevens, trainer. Back row, from left: Marsha Van Parys, manager; Matilda Willis, head coach; Bettye Fiscus, Mary Munsch, Anne Luostarinen, Kim Bunge, Amanda Holley, Paula Phillips, Sherri Boeller, John Sutherland, assistant coach; Lisa Parker, assistant coach.

## 1983-84

| NO. | NAME             | POS. | CL. | HOMETOWN           | PPG  | RPG |
|-----|------------------|------|-----|--------------------|------|-----|
| 5   | Bettye Fiscus    | F    | Jr  | Wynne, Ark.        | 16.9 | 6.0 |
| 15  | Tracy Webb       | G    | Fr  | Batesville, Ark.   | 7.9  | 2.2 |
| 21  | Cheryl Orcholski | G    | Sr  | Milwaukee, Wis.    | 7.1  | 1.7 |
| 22  | Doris Gaiser     | G    | Jr  | Little Rock, Ark.  | 5.0  | 2.0 |
| 23  | Valecia Fore     | G    | Fr  | Celina, Texas      | 0.0  | 0.8 |
| 24  | Sheila Burkes    | F    | Fr  | Huntsville, Ark.   | 6.4  | 4.3 |
| 31  | Mary Munsch      | F    | Sr  | Libertyville, Ill. | 1.5  | 1.0 |
| 32  | Debra Williams   | G    | So  | Eudora, Ark.       | 4.4  | 1.8 |
| 33  | Tamara Mathis    | F    | Jr  | Danville, Ark.     | 1.4  | 0.6 |
| 42  | Anna Luostarinen | C    | So  | Defiance, Ohio     | 0.8  | 1.7 |
| 44  | Erma Greer       | F    | Jr  | Little Rock, Ark.  | 4.6  | 2.9 |
| 51  | Amanda Holley    | F    | Jr  | Bethany, Okla.     | 14.2 | 7.9 |
| 52  | Monica Brown     | F/C  | Fr  | Milwaukee, Wis.    | 5.9  | 4.1 |

Head Coach: Matilda Willis

Assistant Coaches: John Sutherland



Front row, from left: Debra Williams, Cheryl Orcholski, Tamara Mathis, Doris Gaiser, Valecia Fore. Kneeling, from left: Sheila Burkes, Bettye Fiscus, Erma Greer, Tracy Webb, Mary Munsch. Standing, from left: manager Rita Ivie, trainer Nancy Stevens, assistant coach John Sutherland, Amanda Holley, Anna Luostarinen, Monica Brown, manager Kelly Lipe, manager Sammie Baird, head coach Matilda Willis.



# ALL-TIME ROSTERS

## 1984-85

| NO. | NAME             | POS. | CL. | HOMETOWN            | PPG  | RPG |
|-----|------------------|------|-----|---------------------|------|-----|
| 5   | Bettye Fiscus    | F    | Sr  | Wynne, Ark.         | 19.8 | 6.3 |
| 15  | Tracy Webb       | G    | So  | Batesville, Ark.    | 12.7 | 3.4 |
| 22  | Doris Gaiser     | G    | Sr  | Little Rock, Ark.   | 1.8  | 1.2 |
| 23  | Brenda Rhodes    | G    | Fr  |                     | 9.6  | 3.3 |
| 24  | Sheila Burkes    | F    | So  | Huntsville, Ark.    | 4.9  | 4.8 |
| 30  | Dianna Harris    | F    | Jr  |                     | 8.2  | 4.7 |
| 31  | Cindy Daley      | F    | Fr  | Hot Springs, Ark.   | 1.1  | 0.7 |
| 32  | Debra Williams   | G    | Jr  | Eudora, Ark.        | 3.8  | 1.8 |
| 33  | Tamara Mathis    | G/F  | Sr  | Danville, Ark.      | 3.8  | 2.2 |
| 40  | Bronwyn Wynn     | C    | So  | Tyler, Texas        | DNP  |     |
| 42  | Tracy Hutchinson | C    | Fr  | Prairie Grove, Ark. | 1.7  | 1.3 |
| 44  | Erma Greer       | F    | Sr  | Little Rock, Ark.   | 3.6  | 1.9 |
| 52  | Monica Brown     | F    | So  | Milwaukee, Wis.     | 10.3 | 6.5 |

Head Coach: John Sutherland  
Assistant Coaches: Journey Beard, Joey Anders

## 1985-86

| NO. | NAME              | POS. | CL. | HOMETOWN            | PPG  | RPG |
|-----|-------------------|------|-----|---------------------|------|-----|
| 15  | Tracy Webb        | G    | Jr  | Batesville, Ark.    | 12.9 | 3.9 |
| 20  | Tina Adams        | G    | So  | Springdale, Ark.    | 6.3  | 2.0 |
| 21  | Stephanie Brinlee | F    | Fr  | Sand Springs, Okla. | 2.8  | 1.2 |
| 22  | Kim Grisham       | G    | Fr  |                     | 2.4  | 0.7 |
| 23  | Lillian Valley    | G    | Fr  | West Helena, Ark.   | 1.9  | 0.6 |
| 24  | Sheila Burkes     | F    | Jr  | Huntsville, Ark.    | 7.6  | 6.5 |
| 31  | Cindy Daley       | F    | So  | Hot Springs, Ark.   | 2.2  | 0.8 |
| 32  | Debra Williams    | G    | Sr  | Eudora, Ark.        | 11.4 | 3.2 |
| 33  | Lanell Dawson     | G    | Fr  | Damascus, Ark.      | 13.5 | 6.0 |
| 40  | Bronwyn Wynn      | C    | JR  | Tyler, Texas        | 7.3  | 5.8 |
| 44  | Shelly Wallace    | F    | Fr  | Delano, Calif.      | 6.3  | 4.6 |
| 52  | Monica Brown      | F    | Jr  | Milwaukee, Wis.     | 13.9 | 7.9 |

Head Coach: John Sutherland  
Assistant Coaches: TBA

## 1986-87

| NO. | NAME           | POS. | CL. | HOMETOWN             | PPG  | RPG |
|-----|----------------|------|-----|----------------------|------|-----|
| 3   | Donna Wilson   | G    | So  | Palestine, Texas     | DNP  |     |
| 15  | Tracy Webb     | G    | Sr  | Batesville, Ark.     | 14.1 | 4.1 |
| 20  | Dianna Harris  | G    | Sr  | Booneville, Miss.    | 5.1  | 2.4 |
| 21  | Juliet Jackson | G    | Fr  | Tulsa, Okla.         | 5.6  | 1.5 |
| 22  | Maria Kidd     |      |     | Benton, Ark.         | DNP  |     |
| 23  | Lillian Valley | G    | So  | West Helena, Ark.    | 0.0  | 1.0 |
| 24  | Shelia Burkes  | G    | Sr  | Huntsville, Ark.     | 5.7  | 4.8 |
| 31  | Cindy Daley    | G    | Jr  | Hot Springs, Ark.    | 1.5  | 0.3 |
| 32  | Claudia Harris | G    | Jr  | Risco, Mo.           | DNP  |     |
| 33  | Lanell Dawson  | G    | So  | Damascus, Ark.       | 11.8 | 4.9 |
| 40  | Bronwyn Wynn   | C    | Sr  | Tyler, Texas         | 13.4 | 7.6 |
| 42  | Robyn Irwin    | C    | So  | N. Little Rock, Ark. | 1.6  | 0.8 |
| 44  | Shelly Wallace | F    | So  | Delano, Calif.       | 7.4  | 5.8 |
| 52  | Monica Brown   | F    | Sr  | Milwaukee, Wis.      | 13.1 | 7.4 |

Head Coach: John Sutherland  
Assistant Coaches: TBA

## 1987-88

| NO. | NAME               | POS. | CL. | HOMETOWN             | PPG  | RPG  |
|-----|--------------------|------|-----|----------------------|------|------|
| 3   | Donna Wilson       | G    | Jr  | Palestine, Texas     | 4.8  | 2.9  |
| 20  | Angie Gore         | F    | Fr  | Tulsa, Okla.         | 0.8  | 0.7  |
| 21  | Juliet Jackson     | G    | So  | Tulsa, Okla.         | 8.3  | 2.3  |
| 22  | Lisa Martin        | G    | Jr  | Judsonia, Ark.       | 7.6  | 2.0  |
| 31  | Cindy Daley        | G    | Sr  | Hot Springs, Ark.    | 2.2  | 0.7  |
| 32  | Sue Pack           | G    | Fr  | Independence, Mo.    | 1.2  | 0.7  |
| 33  | Christi Willson    | G    | Fr  | N. Little Rock, Ark. | 5.7  | 2.9  |
| 40  | Faye Dickerson     | F    | Fr  | Elk City, Okla.      | 1.7  | 1.7  |
| 42  | Robyn Irwin        | C    | Jr  | N. Little Rock, Ark. | 10.5 | 5.3  |
| 44  | Shelly Wallace     | F    | Jr  | Delano, Calif.       | 16.5 | 11.8 |
| 50  | Delmonica DeHorney | C    | Fr  | Poteau, Okla.        | 14.6 | 6.0  |
| 52  | Wendy Norwood      | F    | Fr  | Fayetteville, Ark.   | 0.0  | 0.3  |


Head Coach: John Sutherland  
Assistant Coaches: Tracy Webb, Tracey Mays, Donald Paul




Front row, from left: Brenda Rhodes, Tracy Webb, Dianna Harris, Bettye Fiscus, Doris Gaiser. Middle row: assistant coach Journey Beard, manager Sammie Baird, Cindy Daley, Debra Williams, Erma Greer, Tina Brewer, trainer Nancy Stevens. Back row: head coach John Sutherland, manager Cynthia Mathis, Tamara Mathis, Monica Brown, Tracey Hutchinson, Bronwyn Wynn, Sheila Burkes, manager Rita Ivie, asst. coach Joey Anders.



Front row (l-r): senior guard Debra Williams, sophomore guard Tina Adams, freshman guard Lillian Valley; second row, from left: freshman guard Lanell Dawson, freshman guard Kim Grisham, sophomore forward Cindy Daley, junior guard Tracy Webb; back row, from left: freshman forward Shelly Wallace, freshman forward Stephanie Brinlee, junior center Bronwyn Wynn, junior forward Sheila Burkes, junior forward Monica Brown.



Brown. Front row, from left: Maria Kidd, Lanell Dawson, Claudia Harris, Donna Wilson, Lillian Valley, Juliet Jackson, Tracy Webb. Back row, from left: Shelly Wallace, Robyn Irwin, Bronwyn Wynn, Sheila Burkes, Dianna Harris, Cindy Daley, Monica Brown.



Front row, from left: manager Martha Neal, Lillian Valley, Christi Willson, Donna Wilson, Sue Pack, Juliet Jackson, Lisa Martin, manager Karen Johnson. Back row, from left: head coach John Sutherland, assistant coach Tracy Webb, Cindy Daley, Faye Dickerson, Robyn Irwin, Delmonica DeHorney, Angie Gore, Shelly Wallace, assistant coach Tracey Mays, assistant coach Donald Paul, trainer Nancy Stevens.



# ALL-TIME ROSTERS

## 1988-89

| NO. | NAME               | POS. | CL. | HOMETOWN             | PPG  | RPG  |
|-----|--------------------|------|-----|----------------------|------|------|
| 3   | Donna Wilson       | G    | Sr  | Palestine, Texas     | 4.5  | 2.5  |
| 11  | Amber Nicholas     | G    | Fr  | Newark, Ark.         | 6.7  | 2.0  |
| 20  | Angie Gore         | F    | So  | Tulsa, Okla.         | 2.4  | 1.5  |
| 21  | Juliet Jackson     | G    | Jr  | Tulsa, Okla.         | 13.4 | 3.2  |
| 22  | Lisa Martin        | G    | Sr  | Judsonia, Ark.       | 9.8  | 2.8  |
| 25  | Michelle Mabry     | G    | Fr  | Little Rock, Ark.    | 2.5  | 0.8  |
| 31  | Coretta Chenault   | G    | Fr  | Lawton, Okla.        | 3.7  | 3.1  |
| 32  | Sue Pack           | F    | So  | Independence, Mo.    | 4.4  | 2.3  |
| 33  | Christi Willson    | G    | So  | N. Little Rock, Ark. | DNP  |      |
| 40  | Faye Dickerson     | F    | So  | Elk City, Okla.      | 0.6  | 0.9  |
| 42  | Robin Irwin        | C    | Sr  | N. Little Rock, Ark. | 9.3  | 5.0  |
| 44  | Shelly Wallace     | F    | Sr  | Delano, Calif.       | 23.1 | 12.7 |
| 50  | Delmonica DeHorney | C    | So  | Poteau, Okla.        | 8.2  | 3.6  |

Head Coach: John Sutherland  
Assistant Coaches: xx



Front row, from left: junior guard Juliet Jackson, senior guard Lisa Martin, sophomore guard Sue Pack, senior guard Donna Wilson, freshman guard Coretta Chenault, sophomore guard Christi Willson. Back row, from left: senior forward Shelly Wallace, sophomore forward Angie Gore, senior post Robyn Irwin, sophomore center Delmonica DeHorney, sophomore forward Faye Dickerson, freshman guard Michelle Mabry, freshman guard Amber Nicholas.

## 1989-90

| NO. | NAME               | POS. | CL. | HOMETOWN             | PPG  | RPG |
|-----|--------------------|------|-----|----------------------|------|-----|
| 3   | Stacey Walls       | G    | Fr  | Marvel, Ark.         | 1.6  | 0.7 |
| 11  | Amber Nicholas     | G    | Fr  | Newark, Ark.         | 11.1 | 4.4 |
| 20  | Angie Gore         | F    | Jr  | Tulsa, Okla.         | 3.6  | 2.2 |
| 21  | Juliet Jackson     | G    | Sr  | Pine Bluff, Ark.     | 13.6 | 3.8 |
| 24  | Marla Goshien      | G    | Fr  |                      | 2.3  | 0.9 |
| 25  | Sally Moore        | G    | Fr  | Bryant, Ark.         | 4.6  | 4.4 |
| 30  | Blair Savage       | F    | Fr  | Gravette, Ark.       | 8.8  | 5.6 |
| 31  | Coretta Chenault   | G    | So  | Lawton, Okla.        | 7.8  | 4.7 |
| 32  | Sue Pack           | G    | JR  | Independence, Mo.    | 1.5  | 1.0 |
| 33  | Christi Willson    | G    | So  | N. Little Rock, Ark. | 7.1  | 4.0 |
| 40  | Janet Moore        | F    | Fr  | Springdale, Ark.     | 2.2  | 1.0 |
| 50  | Delmonica DeHorney | C    | Jr  | Poteau, Okla.        | 20.0 | 7.0 |
| 52  | Debroah Crosby     | C    | Jr  | Fort Worth, Texas    | 2.1  | 2.0 |

Head Coach: John Sutherland  
Assistant Coaches:




Front row, from left: senior guard Juliet Jackson, sophomore guard Amber Nicholas, sophomore guard Christi Willson, freshman guard Marla Goshien, freshman guard Sally Moore, sophomore guard Stacey Walls. Back row, from left: junior forward Sue Pack, freshman post Blair Savage, junior forward Angie Gore, junior post Delmonica DeHorney, junior post Deborah Crosby, sophomore forward Coretta Chenault, freshman forward Janet Moore.

## 1990-91

| NO. | NAME               | POS. | CL. | HOMETOWN             | PPG  | RPG |
|-----|--------------------|------|-----|----------------------|------|-----|
| 11  | Amber Nicholas     | G    | Jr  | Newark, Ark.         | 12.4 | 3.7 |
| 14  | Sha Hopson         | G    | Fr  | Hot Springs, Ark.    | 10.3 | 2.8 |
| 15  | Yolanda Dickson    | F    | Fr  | Houston, Texas       | 2.1  | 1.8 |
| 20  | Angie Gore         | P    | Sr  | Tulsa, Okla.         | 5.2  | 2.4 |
| 22  | Shea Henderson     | G    | Fr  | Star City, Ark.      | 3.7  | 1.2 |
| 30  | Blair Savage       | F    | So  | Gravette, Ark.       | 11.1 | 6.8 |
| 33  | Christi Willson    | G    | Jr  | N. Little Rock, Ark. | 7.3  | 3.1 |
| 40  | Janet Moore        | F    | So  | Springdale, Ark.     | 1.9  | 1.0 |
| 41  | Alison Muldrew     | F    | Fr  | Duncanville, Texas   | 3.2  | 1.2 |
| 42  | Michelle Thacker   | F    | Fr  | Coweta, Okla.        | 3.3  | 1.1 |
| 50  | Delmonica DeHorney | P    | Sr  | Poteau, Okla.        | 18.2 | 5.5 |
| 52  | Debroah Crosby     | P    | Sr  | Fort Worth, Texas    | 1.7  | 1.4 |

Head Coach: John Sutherland  
Assistant Coaches: Tracey Mays Stehlik, Loy Moore




Front row, from left: junior guard Amber Nicholas, freshman guard Allyson Twiggs, junior guard Christi Willson, freshman guard Sha Hopson, sophomore guard Sally Moore, freshman guard Shea Henderson. Second row: manager Martha Neal, student coach Jason Jones, graduate asst. Gail Striegler, head coach John Sutherland, asst. coach Tracey Mays Stehlik, assistant coach Loy Moore, trainer Sally Werner-Ferrel, manager Dana Dethrow. Back row: sophomore guard Janet Moore, freshman forward Allison Muldrew, freshman post Yolanda Dickson, senior post Deborah Crosby, senior post Delmonica DeHorney, freshman post Michelle Thacker, senior post Angie Gore, sophomore post Blair Savage.

## 1991-92

| NO. | NAME               | POS. | CL. | HOMETOWN            | PPG  | RPG |
|-----|--------------------|------|-----|---------------------|------|-----|
| 11  | Amber Nicholas     | G    | Sr  | Newark, Ark.        | 11.0 | 4.7 |
| 12  | Stephanie Bloomer  | C    | Fr  | Vian, Okla.         | 8.2  | 5.8 |
| 14  | Sha Hopson         | G    | So  | Hot Springs, Ark.   | 18.1 | 5.7 |
| 15  | Yolanda Dickson    | F    | So  | Houston, Texas      | 4.2  | 4.2 |
| 21  | Angela Davis       | G    | Jr  | Memphis, Tenn.      | 7.6  | 2.4 |
| 22  | Shea Henderson     | G    | So  | Star City, Ark.     | 7.9  | 1.8 |
| 24  | Allyson Twiggs     | F    | Fr  | Gentry, Ark./Gentry | 4.0  | 2.0 |
| 30  | Blair Savage       | F    | Jr  | Gravette, Ark.      | 9.7  | 5.6 |
| 31  | Rochelle Masengill | C    | Fr  | Plano, Texas        | 0.5  | 0.7 |
| 40  | Chrysti Jordan     | G    | Fr  | Irving, Texas       | 0.3  | 0.2 |
| 41  | Alison Muldrew     | F    | So  | Duncanville, Texas  | 3.1  | 1.8 |
| 42  | Michelle Thacker   | C    | So  | Coweta, Okla.       | 6.4  | 3.0 |
| 53  | Anniea Booker      | C    | Jr  |                     | 6.0  | 2.8 |
| 54  | Dianna Harris      | C    |     | Booneville, Miss.   | -    | -   |

Head Coach: John Sutherland  
Assistant Coaches: Tracey Mays Stehlik, Loy Moore



Front row, from left: trainer Sally Werner-Ferrel, manager Suzanne Clark, Shea Henderson, Chrysti Jordan, Sha Hopson, Allyson Twiggs, Angela Davis, Amber Nicholas, manager Bettina Grago, student assistant Jason Jones. Back row, from left: head coach John Sutherland, Alison Muldrew, Michelle Thacker, Dianna Harris, Rochelle Masengill, Stephanie Bloomer, Blair Savage, Yolanda Dickson, assistant coach Tracey Mays Stehlik, assistant coach Loy Moore.



# ALL-TIME ROSTERS

## 1992-93

| NO. | NAME               | POS. | CL. | HOMETOWN            | PPG | RPG |
|-----|--------------------|------|-----|---------------------|-----|-----|
| 10  | Tracy Eaton        | G    | Jr  | Knoxville, Tenn.    | 2.1 | 1.3 |
| 12  | Stephanie Bloomer  | C    | So  | Vian, Okla.         | 9.1 | 6.2 |
| 14  | Debbie Olivas      | G    | Fr  | El Paso, Texas      | 1.3 | 1.0 |
| 15  | Yolanda Dickson    | F    | Jr  | Houston, Texas      | 7.3 | 5.0 |
| 21  | Angela Davis       | G    | Sr  | Memphis, Tenn.      | 6.6 | 2.8 |
| 22  | Shea Henderson     | G    | Jr  | Star City, Ark.     | 9.3 | 3.0 |
| 24  | Allyson Twiggs     | F    | So  | Gentry, Ark./Gentry | 4.6 | 3.6 |
| 30  | Blair Savage       | C    | Sr  | Gravette, Ark.      | 7.8 | 5.6 |
| 31  | Rochelle Masengill | C    | So  | Plano, Texas        | 1.8 | 1.0 |
| 34  | Kelly Johnson      | F    | Fr  | Dardanelle, Ark.    | 5.9 | 2.6 |
| 41  | Amber Hudson       | F    | Fr  | Coweta, Okla.       | 0.3 | 1.0 |
| 42  | Michelle Thacker   | C    | Jr  | Coweta, Okla.       | 6.5 | 2.6 |
| 43  | Shanon Jones       | G    | Jr  | Deer, Ark.          | 9.2 | 3.0 |

Head Coach: John Sutherland

Assistant Coaches: Tracey Mays Stehlik, Loy Moore

Graduate Assistant Coach: Amber Shirey

## 1993-94

| NO. | NAME              | POS. | CL. | HOMETOWN             | PPG  | RPG |
|-----|-------------------|------|-----|----------------------|------|-----|
| 10  | Tracy Eaton       | PG   | Sr  | Knoxville, Tenn.     | 1.5  | 0.7 |
| 12  | Stephanie Bloomer | P    | Jr  | Vian, Okla.          | 12.2 | 6.4 |
| 15  | Yolanda Dickson   | F    | Sr  | Houston, Texas       | 8.1  | 6.9 |
| 20  | Taqueta Roberson  | G    | Fr  | Natchitoches, La.    | 2.1  | 1.3 |
| 22  | Shea Henderson    | PG   | Sr  | Star City, Ark.      | 12.5 | 3.1 |
| 23  | Carrie Parker     | P    | Fr  | Charleston, Ark.     | 1.0  | 0.8 |
| 24  | Allyson Twiggs    | F    | Jr  | Gentry, Ark./Gentry  | 6.9  | 4.0 |
| 32  | Kimberly Wilson   | G    | Fr  | Hampton, Ark.        | 13.2 | 4.5 |
| 34  | Kelly Johnson     | F    | So  | Dardanelle, Ark.     | 10.2 | 5.0 |
| 42  | Michelle Thacker  | P    | Sr  | Coweta, Okla.        | 2.8  | 1.3 |
| 43  | Shanon Jones      | G    | Sr  | Deer, Ark.           | 4.1  | 1.6 |
| 45  | Toya Marshall     | F    | Fr  | Oklahoma City, Okla. | 1.0  | 1.0 |

Head Coach: Gary Blair

Assistant Coaches: Sue Donohoe, Tom Collen, Amber Shirey

## 1994-95

| NO. | NAME               | POS. | CL. | HOMETOWN                      | PPG  | RPG |
|-----|--------------------|------|-----|-------------------------------|------|-----|
| 10  | Christy Smith      | G    | Fr  | West Lafayette, Ind.          | 13.6 | 2.5 |
| 12  | Stephanie Bloomer  | P    | Sr  | Vian, Okla.                   | 14.4 | 7.8 |
| 15  | Tiffany Wright     | F    | Fr  | San Antonio, Texas            | 1.6  | 1.0 |
| 20  | Taqueta Roberson   | G    | So  | Natchitoches, La.             | 3.5  | 1.0 |
| 21  | Robin Alpe         | G    | Fr  | Bentonville, Ark./Bentonville | 0.4  | 0.0 |
| 23  | Carrie Parker      | P    | So  | Charleston, Ark.              | 1.5  | 1.5 |
| 24  | Allyson Twiggs     | F    | Sr  | Gentry, Ark./Gentry           | 5.9  | 1.9 |
| 30  | Debbie Olivas      | G    | Jr  | El Paso, Texas                | 1.1  | 0.4 |
| 31  | Rochelle Masengill | P    | Sr  | Plano, Texas                  | 1.6  | 0.9 |
| 32  | Kimberly Wilson    | G    | So  | Hampton, Ark.                 | 14.2 | 4.1 |
| 33  | Karen Jones        | P    | Fr  | Corpus Christi, Texas         | 7.0  | 4.2 |
| 34  | Kelly Johnson      | F    | Jr  | Dardanelle, Ark.              | 11.7 | 5.8 |
| 35  | Treva Christensen  | F    | Fr  | Joplin, Mo./Joplin            | 2.2  | 1.1 |

Head Coach: Gary Blair


Assistant Coaches: Tom Collen, Kit Kyle, Amber Shirey

## 1995-96

| NO. | NAME               | POS. | CL. | HOMETOWN                    | PPG  | RPG |
|-----|--------------------|------|-----|-----------------------------|------|-----|
| 10  | Christy Smith      | G    | So  | West Lafayette, Ind.        | 16.5 | 3.3 |
| 12  | Roxanne McCrory    | PG   | Fr  | Kansas City, Mo.            | 2.5  | 1.6 |
| 13  | Tennille Adams     | P    | Fr  | East Chicago, IN/E. Chicago | 3.2  | 2.6 |
| 15  | Tiffany Wright     | F    | So  | San Antonio, Texas          | 3.3  | 1.3 |
| 20  | Taqueta Roberson   | G    | Jr  | Natchitoches, La.           | 3.7  | 1.7 |
| 23  | Carrie Parker      | F    | Jr  | Charleston, Ark.            | 1.0  | 1.1 |
| 30  | Sytia Messer       | G    | Fr  | Waldo, Ark.                 | 8.7  | 5.2 |
| 32  | Kimberly Wilson    | G    | Jr  | Hampton, Ark.               | 14.8 | 3.9 |
| 33  | Karen Jones        | P    | So  | Corpus Christi, Texas       | 5.5  | 3.9 |
| 34  | Kelly Johnson      | F    | Sr  | Dardanelle, Ark.            | 10.1 | 4.9 |
| 40  | Carrie Satterfield | G    | Fr  | Mountain Home, Ark.         | 5.5  | 5.5 |
| 52  | Shaka Massey       | P    | Fr  | Arlington, Texas            | 12.3 | 4.7 |

Head Coach: Gary Blair

Assistant Coaches: Tom Collen, Kit Kyle, Amber Shirey



Front row, from left: manager Suzanne Clark, Shea Henderson, Debbie Olivas, Tara Rhodes, Allyson Twiggs, Angela Davis, Tracy Eaton, Shanon Jones, manager Daisy Moore. Back row, from left: practice coordinator Jason Jones, head coach John Sutherland, trainer Sally Werner-Ferrel, Yolanda Dickson, Blair Savage, Michelle Thacker, Stephanie Bloomer, Rochelle Masengill, Kelly Johnson, assistant coach Tracey Mays Stehlik, assistant coach Loy Moore, graduate assistant coach Amber Nicholas.



Front row, from left: Debbie Olivas, Shea Henderson, Shannon Jones, Kimberly Wilson, Kelly Johnson, Allyson Twiggs, Taqueta Roberson, Tracy Eaton. Back row, from left: manager Susanne Clark, assistant coach Sue Donohoe, head coach Gary Blair, Stephanie Bloomer, Michelle Thacker, Rochelle Masengill, Carrie Parker, Yolanda Dickson, assistant coach Tom Collen, assistant coach Amber Nicholas, manager Nita Thompson.



Front row, from left: senior guard Debbie Olivas, sophomore forward Toya Marshall, freshman point guard Christy Smith, sophomore guard Kimberly Wilson, junior post Kelly Johnson, freshman guard Tiffany Wright, senior guard Allyson Twiggs, sophomore guard Taqueta Roberson, freshman guard Robin Alpe. Back row, from left: manager David Weaver, manager Amy Clement, assistant coach Kit Kyle, head coach Gary Blair, freshman post Karen Jones, senior post Stephanie Bloomer, senior post Rochelle Masengill, sophomore post Carrie Parker, freshman guard Treva Christensen, assistant coach Tom Collen, assistant coach Amber Nicholas, trainer Ruth DeBro, manager Tom Halbmaier.



Front row, from left: Robin Alpe, Roxanne McCrory, Christy Smith, Taqueta Robertson, Kelly Johnson, Kimberly Wilson, Tennille Adams, Toya Marshall, Sytia Messer, Carrie Satterfield; back row, from left: Tom Collen, assistant coach; Kit Kyle, assistant coach; Amy Clement, manager; Tom Halbmaier, manager; Tiffany Wright, Carrie Parker, Shaka Massey, Karen Jones, Treva Christensen, David Weaver, manager; Ruth DeBro, trainer; Debbie Olivas, student assistant coach; Amber Nicholas, assistant coach; Gary Blair, head coach.



# ALL-TIME ROSTERS

## 1996-97

| NO. | NAME               | POS. | CL. | HOMETOWN                            | PPG  | RPG |
|-----|--------------------|------|-----|-------------------------------------|------|-----|
| 10  | Christy Smith      | PG   | Jr  | West Lafayette, Ind./Benton Central | 12.3 | 2.4 |
| 12  | Roxanne McCrory    | G    | So  | Kansas City, Mo./Center             | 2.2  | 1.6 |
| 13  | Tennille Adams     | P    | So  | East Chicago, Ind./E. Chicago       | 3.1  | 2.7 |
| 15  | Tiffany Wright     | G    | Jr  | San Antonio, Texas/Southwest        | 0.8  | 0.8 |
| 20  | Taqueta Roberson   | G    | Sr  | Natchitoches, La./Nat. Central      | 1.6  | 0.9 |
| 23  | Carrie Parker      | P    | Sr  | Charleston, Ark.                    | 1.4  | 0.7 |
| 30  | Sytia Messer       | G    | So  | Waldo, AR/Waldo                     | 9.6  | 4.4 |
| 32  | Kimberly Wilson    | G    | Sr  | Hampton, Ark./Hampton               | 15.5 | 4.1 |
| 35  | Treva Christensen  | G    | So  | Joplin, Mo./Joplin                  | 3.0  | 0.9 |
| 34  | Karyn Karlin       | F    | Fr  | Fruitland, N.M./Kirtland            | 11.4 | 6.9 |
| 33  | Karen Jones        | P    | Jr  | Corpus Christi, Texas/Carroll       | 5.8  | 3.9 |
| 40  | Carrie Satterfield | G    | So  | Mountain Home, Ark./Mountain Home   | 0.8  | 0.5 |
| 52  | Shaka Massey       | P    | So  | Arlington, Texas/Sam Houston        | 10.1 | 4.4 |

Head Coach: Gary Blair  
 Assistant Head Coach: Tom Collen  
 Assistant Coaches: Trena Tillis, Amber Shirey



Front row, from left: Treva Christensen, Karyn Karlin, Roxanne McCrory, Taqueta Roberson, Sytia Messer, Kimberly Wilson, Carrie Satterfield, Tiffany Wright, Christy Smith, Tennille Adams; back row, from left: Tom Halbmaier, manager, David Weaver, manager; Gary Blair, head coach; Trena Tillis, assistant coach; Karen Jones, Shaka Massey, Carrie Parker, Tom Collen, assistant head coach; Kris Ring, trainer; Amy Clement, manager; Jason Clemons, manager.

## 1997-98

| NO. | NAME               | POS. | CL. | HOMETOWN                            | PPG  | RPG |
|-----|--------------------|------|-----|-------------------------------------|------|-----|
| 11  | Christy Smith      | G    | Sr  | West Lafayette, Ind./Benton Central | 11.1 | 2.5 |
| 13  | Tennille Adams     | P    | Jr  | East Chicago, Ind./E. Chicago       | 6.8  | 3.1 |
| 15  | Tiffany Wright     | F    | Sr  | An Antonio, Texas/Southwest         | 1.0  | 0.5 |
| 20  | Wendi Willits      | G    | Fr  | Ft. Cobb, Okla./Ft. Cobb            | 6.8  | 2.0 |
| 22  | Kamara Stancle     | G    | Jr  | Muskogee, Okla./Muskogee            | 6.1  | 3.6 |
| 25  | Lonniya Bragg      | P    | Fr  | Arkadelphia, Ark./Arkadelphia       | 2.1  | 2.1 |
| 30  | Sytia Messer       | G    | Jr  | Waldo, AR/Waldo                     | 12.6 | 4.3 |
| 33  | Celia Anderson     | P    | Fr  | Little Rock, Ark./Hall              | 0.7  | 1.0 |
| 34  | Karyn Karlin       | F    | So  | Fruitland, N.M./Kirtland            | 15.2 | 5.5 |
| 35  | Treva Christensen  | F    | Jr  | Joplin, Mo./Joplin                  | 7.5  | 2.3 |
| 33  | Karen Jones        | P    | Sr  | Corpus Christi, Texas/Carroll       | 5.7  | 3.9 |
| 40  | Carrie Satterfield | F    | Jr  | Mountain Home, Ark./Mountain Home   | 1.7  | 0.8 |

Head Coach: Gary Blair  
 Assistant Coaches: Vic Schaefer, Trena Tillis, Amber Shirey



Front row, from left: junior post Tennille Adams, freshman guard Lonniya Bragg, freshman guard Wendi Willits, junior guard Sytia Messer, junior guard Carrie Satterfield, senior point guard Kamara Stancle, senior point guard Christy Smith, senior forward Tiffany Wright, junior post Brandi Whitehead. Back row, from left, assistant coach Vic Schaefer, assistant coach Amber Nicholas, trainer Kris Ring, stud. trainer Sheryl Taylor, manager Malina Qaddoumi, manager David Weaver, freshman post Celia Anderson, junior guard Treva Christensen, sophomore post Karyn Karlin, senior post Karen Jones, manager Jason Clemons, manager Amira Qaddoumi, manager Amy Clement, assistant coach Trena Tillis, head coach Gary Blair.

## 1998-99

| NO. | NAME               | POS. | CL. | HOMETOWN                          | PPG  | RPG |
|-----|--------------------|------|-----|-----------------------------------|------|-----|
| 3   | Amy Wright         | PG   | Fr  | Williamsburg, Ind./Northeastern   | 3.9  | 1.8 |
| 12  | Krystal Osborne    | F    | Sr  | Las Vegas, Nev./Clark             | 1.0  | 0.5 |
| 13  | Tennille Adams     | P    | Sr  | East Chicago, Ind./E. Chicago     | 6.7  | 4.0 |
| 20  | Wendi Willits      | G    | So  | Ft. Cobb, Okla./Ft. Cobb          | 14.2 | 3.3 |
| 22  | Kamara Stancle     | G    | Sr  | Muskogee, Okla./Muskogee          | 6.9  | 3.5 |
| 25  | Lonniya Bragg      | P    | So  | Arkadelphia, Ark./Arkadelphia     | 8.7  | 4.9 |
| 30  | Sytia Messer       | G    | Sr  | Waldo, AR/Waldo                   | 12.2 | 4.9 |
| 33  | Celia Anderson     | P    | So  | Little Rock, Ark./Hall            | 2.4  | 2.3 |
| 34  | Karyn Karlin       | P    | Jr  | Fruitland, N.M./Kirtland          | 16.0 | 6.3 |
| 35  | Treva Christensen  | F    | Sr  | Joplin, Mo./Joplin                | 5.3  | 2.2 |
| 40  | Carrie Satterfield | PG   | Sr  | Mountain Home, Ark./Mountain Home | 3.3  | 0.9 |
| 52  | Joy Oakley         | P    | Fr  | Hot Springs, Ark./Hot Springs     | 1.1  | 0.9 |
| 55  | Brandi Whitehead   | F    | Jr  | Cayuga, Texas/Tyler JC            | 3.6  | 2.7 |

Head Coach: Gary Blair  
 Assistant Coaches: Vic Schaefer, Trena Tillis, Amber Shirey



Front row, from left: Amy Wright, Krystal Osborne, Wendi Willits, Sytia Messer, Kamara Stancle, Lonniya Bragg, Carrie Satterfield. Back row, from left: manager Malina Qaddoumi, student trainer Christie Clem, assistant coach Vic Schaefer, athletic trainer Kris Ring, assistant coach Trena Tillis, Brandi Whitehead, Tennille Adams, Karyn Karlin, Celia Anderson, Treva Christensen, Joy Oakley, head coach Gary Blair, assistant coach Amber Nicholas, manager Jason Clemons, manager Amira Qaddoumi.

## 1999-2000

| NO. | NAME             | POS. | CL. | HOMETOWN                            | PPG  | RPG |
|-----|------------------|------|-----|-------------------------------------|------|-----|
| 3   | Amy Wright       | G    | So  | Williamsburg, Ind./Northeastern     | 4.5  | 1.6 |
| 20  | Wendi Willits    | G    | Jr  | Ft. Cobb, Okla./Ft. Cobb            | 14.1 | 3.0 |
| 21  | India Lewis      | G    | Fr  | Siloam Springs, Ark./Siloam Springs | 8.6  | 1.8 |
| 22  | Dana Cherry      | G    | Fr  | Pine Bluff, Ark./Pine Bluff         | 7.5  | 3.7 |
| 25  | Lonniya Bragg    | F    | Jr  | Arkadelphia, Ark./Arkadelphia       | 10.2 | 6.6 |
| 33  | Celia Anderson   | P    | Jr  | Little Rock, Ark./Hall              | 5.8  | 3.8 |
| 34  | Karyn Karlin     | P    | Sr  | Fruitland, N.M./Kirtland            | 10.4 | 5.0 |
| 44  | Lakishia Harper  | F    | Fr  | Amarillo, Texas/Palo Duro           | 5.8  | 3.4 |
| 45  | Katrina Nesby    | P    | Fr  | West Memphis, Ark./West Memphis     | DNP  |     |
| 52  | Joy Oakley       | P    | So  | Hot Springs, Ark./Hot Springs       | 2.3  | 0.9 |
| 55  | Brandi Whitehead | P    | Sr  | Cayuga, Texas/Tyler JC              | 6.6  | 2.8 |

Head Coach: Gary Blair  
 Assistant Coaches: Vic Schaefer, Trena Tillis, Amber Shirey



Front row, from left: senior Karyn Karlin, freshman Lakishia Harper, junior Wendi Willits, freshman Dana Cherry, sophomore Amy Wright, freshman India Lewis, junior Lonniya Bragg; standing, from left, administrative assistant Mike Neighbors, manager Malina Qaddoumi, manager Jason Clemons, assistant coach Vic Schaefer, assistant coach Trena Tillis, senior Brandi Whitehead, junior Celia Anderson, freshman Katrina Nesby, sophomore Joy Oakley, assistant coach Amber Shirey, head coach Gary Blair, student trainer Tomika Jones, manager Amira Qaddoumi, trainer Sean Collins.



# ALL-TIME ROSTERS

## 2000-01

| NO. | NAME             | POS. | CL. | HOMETOWN                            | PPG  | RPG |
|-----|------------------|------|-----|-------------------------------------|------|-----|
| 3   | Amy Wright       | PG   | Jr  | Williamsburg, Ind./Northeastern     | 7.2  | 3.2 |
| 11  | Sarah Lundberg   | P    | Fr  | Prairie Grove, Ark./Prairie Grove   | DNP  |     |
| 12  | Lakiesha Beard   | P    | Fr  | Houston, Texas/Willowridge          | DNP  |     |
| 20  | Wendi Willits    | G    | Sr  | Ft. Cobb, Okla./Ft. Cobb            | 13.0 | 3.1 |
| 24  | Shameka Christon | P    | Fr  | Hot Springs, Ark./Hot Springs       | 10.2 | 4.1 |
| 21  | India Lewis      | PG   | So  | Siloam Springs, Ark./Siloam Springs | 6.2  | 1.7 |
| 22  | Dana Cherry      | G    | So  | Pine Bluff, Ark./Pine Bluff         | 10.2 | 3.9 |
| 25  | Lonniya Bragg    | P    | Sr  | Arkadelphia, Ark./Arkadelphia       | 10.9 | 6.7 |
| 31  | Carla Rhodes     | G    | Jr  | Hackett, Ark./Univ. of the Ozarks   | 0.7  | 0.3 |
| 33  | Celia Anderson   | P    | Sr  | Little Rock, Ark./Hall              | 6.8  | 4.7 |
| 35  | Shanna Harmon    | P    | Fr  | Norman, Okla./North                 | 4.1  | 1.7 |
| 44  | Lakishia Harper  | F    | So  | Amarillo, Texas/Palo Duro           | 3.0  | 2.3 |
| 45  | Katrina Nesby    | P    | Fr  | West Memphis, Ark./West Memphis     | 1.3  | 1.1 |
| 52  | Joy Oakley       | P    | Jr  | Hot Springs, Ark./Hot Springs       | 2.0  | 1.4 |

Head Coach: Gary Blair  
Associate Head Coach: Vic Schaefer  
Assistant Coaches: Amber Shirey, Kelly Bond



er, junior Amy Wright, sophomore India Lewis, sophomore Dana Cherry, senior Lonniya Bragg. Back row, from left: assistant coach Amber Shirey, student assistant trainer Angie Gottsponer, associate head coach Vic Schaefer, manager Malina Qaddoumi, trainer Sean Collins, freshman Sarah Lundberg, freshman Celia Anderson, freshman Katrina Nesby, freshman Kishesha Beard, freshman Shameka Christon, freshman Shanna Harmon, head coach Gary Blair, adm. assistant Mike Neighbors, manager Amira Qaddoumi, assistant coach Kelly Bond.

## 2001-02

| NO. | NAME             | POS. | CL. | HOMETOWN                            | PPG  | RPG |
|-----|------------------|------|-----|-------------------------------------|------|-----|
| 3   | Amy Wright       | PG   | Sr  | Williamsburg, Ind./Northeastern     | 6.6  | 3.1 |
| 11  | Kela Peterson    | F    | Jr  | Lake Elsinore, Calif./Kilgore JC    | 1.1  | 1.2 |
| 12  | Kiesha Beard     | P    | Fr  | Houston, Texas/Willowridge          | 3.4  | 5.4 |
| 14  | Cara Wright      | P    | Fr  | West Chester, Ohio/Lakota West      | 2.6  | 2.0 |
| 20  | Shameka Christon | F    | So  | Hot Springs, Ark./Hot Springs       | 16.7 | 6.2 |
| 21  | India Lewis      | G    | Jr  | Siloam Springs, Ark./Siloam Springs | 14.0 | 2.6 |
| 22  | Dana Cherry      | G    | Jr  | Pine Bluff, Ark./Pine Bluff         | 13.1 | 4.8 |
| 31  | Carla Rhodes     | G    | Sr  | Hackett, Ark./Univ. of the Ozarks   | 0.4  | 1.0 |
| 35  | Shanna Harmon    | F    | So  | Norman, Okla./North                 | 3.3  | 1.6 |
| 44  | Lakishia Harper  | F    | Jr  | Amarillo, Texas/Palo Duro           | 5.8  | 2.5 |
| 45  | Katrina Nesby    | P    | So  | West Memphis, Ark./West Memphis     | 1.5  | 2.9 |
| 52  | Joy Oakley       | F    | Sr  | Hot Springs, Ark./Hot Springs       | 5.0  | 2.2 |

Head Coach: Gary Blair  
Associate Head Coach: Vic Schaefer  
Assistant Coaches: Amber Shirey, Kelly Bond



Front row, from left: senior Joy Oakley, senior Carla Rhodes, junior Lakishia Harper, senior Amy Wright, junior Kela Peterson, junior India Lewis, junior Dana Cherry. Back row, from left: student trainer Shane Bjornberg, trainer Sean Collins, mgr. Allison Singleton, associate head coach Vic Schaefer, assistant coach Amber Shirey, sophomore Shanna Harmon, sophomore Shameka Christon, sophomore Katrina Nesby, freshman Kiesha Beard, freshman Cara Wright, assistant coach Kelly Bond, head coach Gary Blair, admn. assistant Kelley Waters, mgr. Kim Markham, mgr. M.J. Keeler.

## 2002-2003

| NO. | NAME             | POS. | CL. | HOMETOWN                         | PPG  | RPG |
|-----|------------------|------|-----|----------------------------------|------|-----|
| 1   | Kristin Moore    | C    | Fr  | E. Chicago, Ill./John Hope       | 1.1  | 1.8 |
| 4   | Redd Coleman     | F    | Fr  | Forth Smith, Ark./Northside      | DNP  |     |
| 11  | Kela Peterson    | F    | Sr  | Lake Elsinore, Calif./Kilgore JC | 0.8  | 0.7 |
| 12  | Kiesha Beard     | C    | So  | Houston, Texas/Willowridge       | 1.2  | 1.6 |
| 20  | Shameka Christon | G    | Jr  | Hot Springs, Ark./Hot Springs    | 15.5 | 6.1 |
| 21  | India Lewis      | G    | Sr  | Siloam Springs, Ark./Siloam      | 13.4 | 2.8 |
| 22  | Dana Cherry      | G    | Sr  | Pine Bluff, Ark./Pine Bluff      | 11.9 | 5.0 |
| 25  | Rochelle Vaughn  | C    | Fr  | Plano, Texas/Plano West          | 3.2  | 1.8 |
| 31  | Cara Wright      | C    | So  | West Chester, Ohio/Lakota West   | 2.2  | 2.3 |
| 33  | Sarah Pfeifer    | F    | Fr  | Ozark, Ark./Ozark                | 4.0  | 3.0 |
| 35  | Shanna Harmon    | G    | Sr  | Norman, Okla./North              | 1.9  | 0.2 |
| 44  | Lakishia Harper  | G    | Sr  | Amarillo, Texas/Palo Duro        | 4.9  | 3.3 |
| 45  | Katrina Nesby    | C    | Jr  | West Memphis, Ark./West Memphis  | 3.4  | 2.0 |
| 55  | Ruby Vaden       | C    | Fr  | Osceola, Ark./Osceola            | 7.2  | 4.2 |

Head Coach: Gary Blair  
Associate Head Coach: Vic Schaefer  
Assistant Coaches: Amber Shirey, Kelly Bond



Front row, from left: freshman Sarah Pfeifer, senior Dana Cherry, senior Kela Peterson, senior Lakishia Harper, senior India Lewis, freshman Rochelle Vaughn, freshman Redd Coleman, freshman Kristin Moore. Back row, from left: manager Brittney Johnson, manager Allison Singleton, associate head coach Vic Schaefer, assistant coach Amber Shirey, sophomore Cara Wright, junior Shameka Christon, junior Katrina Nesby, freshman Ruby Vaden, junior Shanna Harmon, graduate assistant trainer John Parrigon, assistant coach Kelly Bond, administrative assistant Kelley Waters, head coach Gary Blair. Not pictured, trainer Sean Collins, sophomore Kiesha Beard.

## 2003-04

| NO. | NAME             | POS. | CL. | HOMETOWN                            | PPG  | RPG |
|-----|------------------|------|-----|-------------------------------------|------|-----|
| 1   | Kristin Moore    | C    | So  | E. Chicago, Ill./John Hope          | 7.1  | 6.6 |
| 4   | Kristin Peoples  | G    | Fr  | Westerville, Ohio/Brookhaven        | 7.1  | 2.3 |
| 12  | Sheree Thompson  | G    | Jr  | McComb, Miss./NW-Shoals             | DNP  |     |
| 14  | Danielle Allen   | F    | Fr  | Harrison, Ark./Harrison             | 1.1  | 1.9 |
| 20  | Shameka Christon | F    | Sr  | Hot Springs, Ark./Hot Springs       | 21.8 | 6.9 |
| 21  | Rochelle Vaughn  | C    | So  | Plano, Texas/Plano West             | 8.9  | 4.3 |
| 22  | April Seggebruch | G    | Jr  | Cissna Park, Ill./Wabash Valley     | 5.1  | 2.3 |
| 33  | Sarah Pfeifer    | F    | So  | Ozark, Ark./Ozark                   | 5.0  | 2.0 |
| 35  | Shanna Harmon    | F    | Sr  | Norman, Okla./North                 | 3.6  | 1.1 |
| 44  | Adrienne Bush    | G    | Jr  | Russellville, Ark./Russellville/SMS | 2.9  | 2.7 |
| 45  | Katrina Nesby    | C    | Sr  | West Memphis, Ark./West Memphis     | 3.7  | 2.6 |
| 55  | Ruby Vaden       | C    | So  | Osceola, Ark./Osceola               | 11.8 | 6.5 |

Head Coach: Susie Gardner  
Assistant Coaches: Charity Elliott, Rena Faust-Holden, Amber Shirey



Front row, from left: sophomore forward Sarah Pfeifer, junior guard April Seggebruch, sophomore guard Rochelle Vaughn, freshman guard Kristin Peoples, junior guard Adrienne Bush, junior guard Sheree Thompson, freshman forward Danielle Allen; back row, standing from left: manager Allison Singleton, graduate assistant Alli Clark, director of basketball operations Kelley Waters, assistant coach Charity Elliott, assistant coach Rena Faust-Holden, senior post Shanna Harmon, senior forward Shameka Christon, senior post Katrina Nesby, sophomore post Ruby Vaden, sophomore guard-forward Kristin Moore, head coach Susie Gardner, basketball athletic trainer Sean Collins, student athletic trainer Maggie Harrington, assistant coach Amber Shirey and manager Brittney Johnson.

Front row seated, from left: junior Sheree Thompson, sophomore Kristin Peoples, junior Rochelle Vaughn,



# ALL-TIME ROSTERS

## 2004-05

| NO. | NAME                 | POS. | CL. | HOMETOWN                        | PPG  | RPG |
|-----|----------------------|------|-----|---------------------------------|------|-----|
| 1   | Kristin Moore        | C    | Jr  | E. Chicago, Ill./John Hope      | 6.3  | 5.9 |
| 4   | Kristin Peoples      | G    | So  | Westerville, Ohio/Brookhaven    | 9.2  | 2.2 |
| 11  | Kristina Andjelkovic | C    | Jr  | Belgrade, Serbia/Chipola JC     | 1.9  | 1.3 |
| 12  | Sheree Thompson      | G    | Jr  | McComb, Miss./NW-Shoals         | 5.7  | 2.7 |
| 14  | Danielle Allen       | F    | So  | Harrison, Ark./Harrison         | 9.0  | 5.4 |
| 15  | Allison Singleton    | G    | Sr  | Fort Smith, Ark./Southside      | 0.4  | 0.0 |
| 21  | Rochelle Vaughn      | C    | Jr  | Plano, Texas/Plano West         | 9.5  | 4.5 |
| 22  | April Seggebruch     | G    | Sr  | Cissna Park, Ill./Wabash Valley | 3.6  | 1.3 |
| 23  | Melissa Hobbs        | F    | Jr  | Woodward, Okla./Woodward        | 2.6  | 1.3 |
| 25  | Brittney Vaughn      | G    | Fr  | Plano, Texas/Plano West         | 3.7  | 2.0 |
| 32  | Christina Lawrence   | F    | Fr  | Sullivan, Mo./Sullivan          | 0.0  | 0.5 |
| 33  | Sarah Pfeifer        | F    | So  | Ozark, Ark./Ozark               | 12.4 | 4.7 |
| 44  | Adrienne Bush        | G    | Sr  | Russellville, Ark./Russellville | 3.8  | 2.5 |
| 55  | Ruby Vaden           | C    | Jr  | Osceola, Ark./Osceola           | 6.5  | 3.9 |

Head Coach: Susie Gardner

Assistant Coaches: Amber Shirey, Rena Faust-Holden, Johnnie Harris

## 2005-06

| NO. | NAME                 | POS. | CL. | HOMETOWN                           | PPG  | RPG  |
|-----|----------------------|------|-----|------------------------------------|------|------|
| 1   | Kristin Moore        | C    | Sr  | E. Chicago, Ill./John Hope         | 5.7  | 5.1  |
| 3   | Dominique Washington | G    | Jr  | Pensacola, Fla./Pensacola/Escambia | 9.3  | 1.9  |
| 4   | Kristin Peoples      | G    | Jr  | Westerville, Ohio/Brookhaven       | 1.5  | 11.9 |
| 11  | Kristina Andjelkovic | C    | Sr  | Belgrade, Serbia/Chipola JC        | 2.8  | 1.8  |
| 12  | Sheree Thompson      | G    | Sr  | McComb, Miss./NW-Shoals            | 5.3  | 3.1  |
| 14  | Danielle Allen       | F    | Jr  | Harrison, Ark./Harrison            | 2.1  | 2.3  |
| 21  | Rochelle Vaughn      | G    | Sr  | Plano, Texas/Plano West            | 8.8  | 3.6  |
| 22  | Melissa Hobbs        | F    | Sr  | Woodward, Okla./Woodward           | 6.5  | 5.1  |
| 24  | Leslie Howard        | G    | Jr  | Salem, Mo./Salem                   | 10.4 | 1.5  |
| 25  | Brittney Vaughn      | G    | So  | Plano, Texas/Plano West            | 4.1  | 3.5  |
| 31  | Whitney Jones        | C    | Fr  | Blytheville, Ark./Blytheville      | 6.5  | 4.6  |
| 33  | Sarah Pfeifer        | F    | Jr  | Ozark, Ark./Ozark                  | INJ  |      |
| 34  | Ayana Brereton       | F    | Fr  | Angleton, Texas/Angleton           | 2.7  | 1.9  |
| 44  | Adrienne Bush        | G    | Sr  | Russellville, Ark./Russellville    | 3.9  | 2.1  |

Head Coach: Susie Gardner

Assistant Coaches: Amber Shirey, Johnnie Harris, Khadija Head

## 2006-07

| NO. | NAME                 | POS. | CL. | HOMETOWN                           | PPG  | RPG  |
|-----|----------------------|------|-----|------------------------------------|------|------|
| 3   | Dominique Washington | G    | Sr  | Pensacola, Fla./Pensacola/Escambia | 7.8  | 1.8  |
| 10  | Kendra Roberts       | G    | Fr  | Fort Smith, Ark./Northside         | 0.6  | 0.6  |
| 11  | LaKendra Spates      | F    | Fr  | West Helena, Ark./Central          | DNP  |      |
| 14  | Danielle Allen       | F    | Sr  | Harrison, Ark./Harrison            | 4.2  | 3.1  |
| 22  | Tanisha Smith        | F    | Fr  | Kansas City, Mo./Lincoln Prep      | 6.6  | 3.4  |
| 23  | Donica Cosby         | G    | Fr  | Coldwater, Miss./Independance      | 11.6 | 2.6  |
| 24  | Leslie Howard        | G    | Sr  | Salem, Mo./Salem/Colorado          | 3.4  | 1.3  |
| 25  | Brittney Vaughn      | G    | Jr  | Plano, Texas/Plano West            | 6.7  | 5.7  |
| 31  | Whitney Jones        | C    | So  | Blytheville, Ark./Blytheville      | 4.8  | 3.8  |
| 32  | Charity Ford         | G    | Fr  | Arlington, Texas/Sequin            | 3.3  | 1.4  |
| 34  | Ayana Brereton       | F    | So  | Angleton, Texas/Angleton           | 2.0  | 1.0  |
| 40  | Sarah Pfeifer        | F    | Sr  | Ozark, Ark./Ozark                  | 8.1  | 3.6  |
| 44  | Lauren Ervin         | C    | Jr  | Los Angeles, Calif./Mt. SAC        | 12.7 | 10.2 |

Head Coach: Susie Gardner

Assistant Coaches: Mike Neighbors, Amber Shirey, Johnnie Harris

Director of Basketball Operations: Khadija Head (Murray State, 2003)

## 2007-08

| NO. | NAME                | POS. | CL.    | HOMETOWN                                    | PPG  | RPG  |
|-----|---------------------|------|--------|---|------|------|
| 2   | Shanita Arnold      | G    | Fr/HS  | Fort Smith, Ark./Northside                  | 1.8  | 1.1  |
| 4   | Whitney Zacharison  | F    | Fr/HS  | N. Little Rock, Ark./Central Ark. Christian | DNP  |      |
| 10  | Kendra Roberts      | G    | So/1VL | Fort Smith, Ark./Northside                  | 1.1  | 0.8  |
| 23  | Hailey Nutt         | G    | Fr/HS  | Fayetteville, Ark./High                     | -    | 0.3  |
| 24  | Brittney Richardson | F    | Fr/HS  | Salem, Ark./Mountain Home                   | 3.9  | 0.8  |
| 25  | Brittney Vaughn     | G    | Sr/3VL | Plano, Texas/Plano West                     | 10.6 | 4.0  |
| 31  | Whitney Jones       | P    | Jr/2VL | Blytheville, Ark./Blytheville               | 10.5 | 7.0  |
| 32  | Charity Ford        | G    | So/1VL | Arlington, Texas/Sequin                     | 8.0  | 2.4  |
| 33  | Sarah Pfeifer       | F    | Sr/3VL | Ozark, Ark./Ozark                           | 9.5  | 4.9  |
| 34  | Ayana Brereton      | F    | Jr/2VL | Angleton, Texas/Angleton                    | 11.5 | 4.7  |
| 44  | Lauren Ervin        | P    | Sr/1VL | Los Angeles, Calif./Mt. SAC                 | 16.0 | 11.0 |
| 54  | Ashlea Williams     | P    | Fr/HS  | Springfield, Mo./Hillcrest                  | 1.2  | 1.7  |

Head Coach: Tom Collen (Bowling Green, 1977)

Associate Head Coach: Tim Eatman (Talladega, 1988)

Assistant Coaches: Zenarae Antoine (Colorado State, 1998), Greg Collins (Louisville, 1988)

Executive Director of Basketball Operations: Amber Shirey (Arkansas, 1992)



senior Adrienne Bush, sophomore Sarah Pfeifer, junior Melissa Hobbs, senior April Seggebruch, freshman Brittney Vaughn, senior Allison Singleton; back row standing, from left: graduate assistant athletic trainer Lucy Mansfield, graduate assistant Ali Clark, basketball trainer Phill Vardimann, assistant coach Amber Shirey, assistant coach Rena Faust-Holden, sophomore Danielle Allen, junior Kristina Andjelkovic, junior Ruby Vaden, junior Kristin Moore, freshman Christina Lawrence, assistant coach Johnnie Harris, head coach Susie Gardner, strength coach J.C. Moreau, manager Marie Earwood, manager Brittany Johnson, director of basketball operations Kelley Waters.

Front row seated, from left: senior Adrienne Bush, sophomore Brittney Vaughn, freshman Ayana Brereton,



junior Leslie Howard, junior Danielle Allen, senior Rochelle Vaughn, junior Kristin Peoples, senior Sheree Thompson, junior Dominique Washington. Back row standing, from left: manager Trudi Spencer, basketball trainer Sara Melby, manager Nathan Bodenstein, assistant coach Amber Shirey, assistant coach Johnnie Harris, freshman Whitney Jones, junior Sarah Pfeifer, senior Kristina Andjelkovic, senior Kristin Moore, senior Melissa Hobbs, head coach Susie Gardner, strength coach J.C. Moreau, assistant coach Khadija Head, student trainer Malinda McNew, graduate assistant coach Allison Singleton.

Front row seated, from left: Kendra Roberts, Charity Ford, Leslie Howard, Danielle Allen, Dominique Wash-



ington, Sarah Pfeifer, Tanisha Smith, Ayana Brereton, Donica Cosby, Brittney Vaughn. Back row standing, from left: manager Erin Cox, manager Haley Bestgen, manager Trudi Spencer, graduate assistant Allison Singleton, assistant coach Amber Shirey, assistant coach Johnnie Harris, strength coach J.C. Moreau, LaKendra Spates, Lauren Ervin, Whitney Jones, head coach Susie Gardner, assistant coach Mike Neighbors, director of basketball operations Khadija J. Head, athletic trainer Jeremy Brazier, assistant athletic trainer Katie Weindinger, and manager Nathan Bodenstein.

Front row seated, from left: Shanita Arnold, Charity Ford, Hailey Nutt, Whitney Jones, Sarah Pfeifer, Ayana Brereton,



Brittney Richardson, Kendra Howard, Brittney Vaughn. Back row standing, from left: manager Trudi Spencer, manager Haley Bestgen, head coach Tom Collen, video coordinator Jake Nelp, assistant coach Greg Collins, associate head coach Timothy Eatman, Whitney Zacharison, Lauren Ervin, Ashlea Williams, assistant coach Zenarae Antoine, strength coach J.C. Moreau, graduate assistant Angie Nelp, basketball athletic trainer Jeremy Brazier, executive director of basketball operations Amber Shirey, manager Erin Cox, assistant athletic trainer Joanna Schaffhausen.



# ALL-TIME ROSTERS

## 2008-09

| NO. | NAME                | POS. | CL.    | HOMETOWN                               | PPG  | RPG |
|-----|---------------------|------|--------|--|------|-----|
| 2   | Shanita Arnold      | G    | So/1VL | Fort Smith, Ark. (Northside)           | 5.7  | 2.3 |
| 3   | Jamesha Townsend    | F    | Fr/HS  | Chula Vista, Calif. (Bonita Vista)     | 0.5  | 0.7 |
| 12  | Ashley Daniels      | P    | Fr/HS  | Coldwater, Miss. (High)                | 1.7  | 2.6 |
| 13  | Julie Inman         | G    | Fr/HS  | Carlisle, Ark. (High)                  | 1.9  | 0.9 |
| 22  | C'eira Ricketts     | G    | Fr/HS  | Louisville, Ky. (Fairdale)             | 12.6 | 6.3 |
| 23  | Ashley McCray       | P    | Jr/TR  | Sanford, Fla. (Chipola CC/Seminole HS) | 5.3  | 3.8 |
| 24  | Brittney Richardson | F    | So/1VL | Salem, Ark. (Mountain Home)            | 3.5  | 1.2 |
| 31  | Whitney Jones       | P    | Sr/3VL | Blytheville, Ark. (High)               | 10.5 | 7.7 |
| 32  | Charity Ford        | G    | Jr/2VL | Arlington, Texas (Sequin)              | 7.3  | 2.3 |
| 33  | Lyndsay Harris      | G    | Fr/HS  | Hoover, Ala. (High)                    | 9.6  | 3.0 |
| 34  | Ayana Brereton      | F    | Sr/3VL | Angleton, Texas (Angleton)             | 10.3 | 5.5 |
| 54  | Ashlea Williams     | P    | So/1VL | Springfield, Mo. (Hillcrest)           | 0.9  | 0.9 |

Head Coach: Tom Collen (Bowling Green, 1977)

Associate Head Coach: Tim Eatman (Talladega, 1988)

Assistant Coaches: Zenarae Antoine (Colorado State, 1998) and Greg Collins (Louisville, 1988)

Graduate Assistant Coach: David Walker (Harding, 2008)

Executive Director of Basketball Operations: Amber Shirey (Arkansas, 1992)



Front row seated, from left: Ayana Brereton, Jamesha Townsend, Julie Inman, Lyndsay Harris, Shanita Arnold, C'eira Ricketts, Charity Ford, Brittney Richardson. Back row standing, from left: manager Emily Pearson, manager Caroline Powell, executive director of basketball operations Amber Shirey, basketball athletic trainer Jeremy Braziel, assistant coach Greg Collins, associate head coach Timothy Eatman, Whitney Jones, Ashley McCray, head coach Tom Collen, Ashlea Williams, Ashley Daniels, assistant coach Zenarae Antoine, graduate assistant David Walker, director of strength and conditioning for Olympic sports Todd Barbour, manager Grace Parker, manager Erin Cox, manager Haley Bestgen.

## 2009-10

| NO. | NAME                | POS. | CL.    | HOMETOWN  | PPG  | RPG |
|-----|---------------------|------|--------|---|------|-----|
| 3   | Jamesha Townsend    | F    | So/1VL | Chula Vista, Calif./Bonita Vista HS               | 1.5  | 2.1 |
| 4   | Sarah Watkins       | P    | Fr/HS  | Germantown, Tenn./Houston HS                      | 5.7  | 3.9 |
| 10  | Caroline Powell     | G    | Jr/TR  | Conway, Ark./Conway/Shelton State CC              | 0.0  | 1.0 |
| 12  | Ashley Daniels      | F    | So/1VL | Coldwater, Miss./Coldwater HS                     | 7.1  | 6.2 |
| 14  | Kristen Gillespie   | G    | Fr/TR  | Overland Park, Kan./Shawnee Mission South/OSU DNP |      |     |
| 15  | Skye Rees           | P    | Jr/JC  | Drouin, Victoria/NE Okla. A&M                     | 3.3  | 1.6 |
| 21  | Dominique Robinson  | F    | Fr/HS  | Baton Rouge, La./Capitol HS                       | 5.3  | 3.8 |
| 22  | C'eira Ricketts     | G    | So/1VL | Louisville, Ky./Fairdale HS                       | 10.0 | 4.9 |
| 23  | Ashley McCray       | P    | Sr/1VL | Sanford, Fla./Chipola CC/Seminole HS              | 3.8  | 2.7 |
| 24  | Brittney Richardson | F    | Jr/2VL | Mountain Home, Ark./Mtn. Home HS                  | 1.9  | 0.2 |
| 32  | Charity Ford        | G    | Sr/2VL | Arlington, Texas/Sequin HS                        | 12.6 | 3.7 |
| 33  | Lyndsay Harris      | G    | So/1VL | Hoover, Ala./Hoover HS                            | 12.5 | 2.5 |
| 44  | Quistelle Williams  | P    | Fr/HS  | East Kentwood, Mich./East Kentwood HS             | 4.2  | 3.9 |
| 54  | Ashlea Williams     | P    | Jr/2VL | Springfield, Mo./Hillcrest HS                     | 0.7  | 0.7 |

Head Coach: Tom Collen (Bowling Green, 1977/third year at Arkansas)

Associate Head Coach: Tim Eatman (Talladega, 1988)

Assistant Coaches: Zenarae Antoine (Colorado State, 1998); Greg Collins (Louisville, 1988)

Exec. Director of Basketball Ops: Amber Shirey (Arkansas, 1992)

Athletic Trainer: Jeremy Braziel (Oklahoma State, 2000)



Front row seated, from left: Ashlea Williams, Brittney Richardson, Julie Inman, Lyndsay Harris, Charity Ford, head coach Tom Collen, C'eira Ricketts, Dominique Robinson, Jamesha Townsend, Kristen Gillespie, Quistelle Williams. Back row standing, from left: manager Emily Pearson, executive director of basketball operations Amber Shirey, manager Jeff Brazil, assistant coach Greg Collins, graduate assistant David Walker, assistant coach Zenarae Antoine, Sarah Watkins, Ashley McCray, Skye Rees, Ashley Daniels, associate head coach Timothy Eatman, strength coach Todd Barbour, athletic trainer Jeremy Braziel, manager Erin Cox, manager Haley Bestgen, manager Grace Parker.

## 2010-11

| NO. | NAME                | POS. | CL.   | HOMETOWN   | PPG  | RPG |
|-----|---------------------|------|-------|--|------|-----|
| 1   | Keira Peak          | F    | Fr    | Clyattville, Ga./Lowndes HS                      | 14.0 | 2.0 |
| 2   | Kelsey Hatcher      | G    | So-Tr | Little Rock, Ark./Cent. Ark. Christian/Ok. State |      | RS  |
| 3   | Jamesha Townsend    | F    | Jr    | Chula Vista, Calif./Bonita Vista HS              | 1.5  | 2.1 |
| 4   | Sarah Watkins       | P    | So    | Germantown, Tenn./Houston HS                     | 5.7  | 3.9 |
| 10  | Christasia Walter   | F    | Fr    | Texarkana, Ark./Arkansas HS                      | 4.0  | 3.0 |
| 11  | Amanda Westbrook    | G    | Fr    | Little Rock, Ark./Mt. St. Mary Academy           |      | DNP |
| 12  | Ashley Daniels      | F    | Jr    | Coldwater, Miss./Coldwater HS                    | 7.1  | 6.2 |
| 13  | Julie Inman         | G    | Jr    | Carlisle, Ark./Carlisle HS                       | 0.5  | 0.6 |
| 14  | Erin Gatling        | G    | Jr-Tr | Van Buren, Ark./Van Buren HS                     |      | RS  |
| 15  | Skye Rees           | P    | Sr    | Drouin, Victoria, Aust./Drouin HS/NE Okla. A&M   | 3.3  |     |
| 1.6 |                     |      |       |  |      |     |
| 21  | Dominique Robinson  | F    | So    | Baton Rouge, La./Capitol HS                      | 5.3  | 3.8 |
| 22  | C'eira Ricketts     | G    | Jr    | Louisville, Ky./Fairdale HS                      | 10.0 | 4.9 |
| 23  | Caroline Powell     | G    | Sr    | Conway, Ark./Conway HS/Shelton State CC          | 0.0  | 1.0 |
| 24  | Brittney Richardson | G/F  | Sr    | Mountain Home, Ark./Mountain Home HS             | 1.9  | 0.2 |
| 33  | Lyndsay Harris      | G    | Jr    | Hoover, Ala./Hoover HS                           | 12.5 | 2.5 |
| 44  | Quistelle Williams  | F    | So    | Grand Rapids, Mich./Ottawa Hills HS              | 4.2  | 3.9 |
| 45  | Yashira Delgado     | G    | Fr    | Kissimmee, Fla./West Oaks Academy                | 5.0  | 3.0 |

Head Coach: Tom Collen

Associate Head Coach: Timothy Eatman

Assistant Coaches: Zenarae Antoine, Greg Collins

Director of Operations: Amber Shirey



Front row (l-r): Christasia Walter, Caroline Powell, Amanda Westbrook, Julie Inman, Lyndsay Harris, Kelsey Hatcher, Dominique Robinson, Brittney Richardson, Keira Peak, Yashira Delgado. Second row (l-r): Amanda Coughlin, Michael Jennings, Erin Gatling, Quistelle Williams, C'eira Ricketts, Skye Rees, Ashley Daniels, Keira Peak, Sarah Watkins, Morgan Myrick, Grace Parker, Morgan Abernathy. Back row (l-r): Jeremy Braziel, Ashlea Williams, Todd Barbour, assistant coach Zenarae Antoine, head coach Tom Collen, associate head coach Timothy Eatman, assistant coach Greg Collins, director of operations Amber Shirey, video coordinator Jeff Brazil, assistant video coordinator Wyatt Hodges.

## 2011-12

| NO. | NAME               | POS. | CL.   | HOMETOWN                              | PPG  | RPG |
|-----|--------------------|------|-------|---------------------------------------|------|-----|
| 1   | Keira Peak         | F    | So    | Clyattville, Ga./Lowndes HS           | 4.3  | 3.0 |
| 2   | Kelsey Hatcher     | G    | So-Tr | Little Rock, Ark./CAC/OK State        | 1.1  | 0.5 |
| 3   | Jamesha Townsend   | F    | Sr    | Chula Vista, Calif./Bonita Vista HS   | 0.8  | 1.2 |
| 4   | Sarah Watkins      | P    | Jr    | Germantown, Tenn./Houston HS          | 10.0 | 4.4 |
| 11  | Calli Berna        | PG   | Fr    | Fayetteville, Ark./Fayetteville HS    | 3.6  | 2.6 |
| 12  | Ashley Daniels     | F    | Sr    | Coldwater, Miss./Coldwater HS         | 7.8  | 6.4 |
| 13  | Julie Inman        | G    | Sr    | Carlisle, Ark./Carlisle HS            | 0.2  | 0.5 |
| 14  | Erin Gatling       | G    | Jr-Tr | Van Buren, Ark./Van Buren HS/ So Miss | 3.2  | 1.2 |
| 21  | Dominique Robinson | F    | So    | Baton Rouge, La./Capitol HS           | 6.6  | 3.9 |
| 22  | C'eira Ricketts    | G    | Sr    | Louisville, Ky./Fairdale HS           | 11.3 | 4.5 |
| 24  | Quistelle Williams | F    | Jr    | Grand Rapids, Mich./Ottawa Hills HS   | 5.3  | 4.4 |
| 25  | Joey Bailey        | F    | Fr    | Gunter, Texas/Gunter HS               | 0.4  | 2.3 |
| 33  | Lyndsay Harris     | G    | Sr    | Hoover, Ala./Hoover HS                | 9.6  | 2.1 |
| 42  | Jhasmin Bowen      | F    | Fr    | Wichita, Kan./Wichita Heights HS      | 3.1  | 2.1 |

Head Coach: Tom Collen

Assistant Coaches: Greg Collins, Tari Cummings, Nicki Collen

Director of Operations: Amber Shirey

Director of Video and Scouting: Jeff Brazil



Front Row (l-r): Keira Peak, Dominique Robinson, Joey Bailey, Quistelle Williams, Sarah Watkins, Ashley Daniels, Jamesha Townsend, Jhasmin Bowen, Kelsey Hatcher, Lyndsay Harris. Back Row (l-r): assistant video coordinator Wyatt Hodges, manager Jacob Tolman, manager Amanda Coughlin, manager Kendall Ruff, athletic trainer Jeremy Braziel, strength coach Todd Barbour, Erin Gatling, C'eira Ricketts, assistant coach Greg Collins, assistant coach Nicki Collen, head coach Tom Collen, assistant coach Tari Cummings, Calli Berna, Julie Inman, video coordinator Jeff Brazil, student assistant Ashlea Williams, Director of Operations Amber Shirey, manager Morgan Myrick, manager Michael Jennings.



# ALL-TIME ROSTERS

## 2012-13

| NO. | NAME                   | POS. | CL. | HOMETOWN                                     | PPG  | RPG |
|-----|------------------------|------|-----|--|------|-----|
| 1   | Keira Peak             | F    | Jr  | Clyattville, Ga./Lowndes HS                  | 9.2  | 7.0 |
| 3   | Kelsey Hatcher         | G    | Sr  | Little Rock, Ark./CAC/Okla. St./S. Methodist | 4.3  | 0.5 |
| 4   | Sarah Watkins          | P    | Sr  | Germantown, Tenn./Houston HS                 | 12.8 | 4.6 |
| 11  | Calli Berna            | PG   | So  | Fayetteville, Ark./Fayetteville HS           | 7.0  | 4.2 |
| 12  | Dominique Wilson       | G    | Fr  | Powder Springs, Ga./McEachern HS             | 6.6  | 2.5 |
| 13  | Ana-Carlota Faussurier | F    | Fr  | Yecla, Spain/IES Joaquin Blume               | RS   |     |
| 14  | Erin Gatling           | G    | Sr  | Van Buren, Ark./Van Buren HS/SMU             | 5.9  | 1.7 |
| 21  | Dominique Robinson     | F    | Jr  | Baton Rouge, La./Capitol HS                  | 3.4  | 2.1 |
| 23  | Mia Melton             | G    | Fr  | Celina, Texas/Timber Creek                   | 0.0  | 0.0 |
| 24  | Quistelle Williams     | F    | Sr  | Grand Rapids, Mich./Ottawa Hills HS          | 10.2 | 7.0 |
| 25  | Joey Bailey            | F    | Fr  | Gunter, Texas/Gunter HS                      | 1.1  | 1.6 |
| 33  | Melissa Wolff          | G    | Fr  | Cabot, Ark./Cabot HS                         | 4.0  | 3.1 |
| 42  | Jhasmin Bowen          | F    | So  | Wichita, Kan./Wichita Heights HS             | 6.8  | 4.0 |

Head Coach: Tom Collen (Bowling Green State, 1977) (Sixth Season)  
 Assistant Coaches: Tari Cummings (Oklahoma State, 2003),  
 Nicki Collen (Marquette, 1997), Amber Shirey (Arkansas, 1992)  
 Director of Basketball Operations: Jessica Bowie (Millsaps College, 2010)  
 Director of Video and Basketball Operations: Jeff Brazil (Arkansas, 2010)

## 2013-14

| NO. | NAME                   | POS. | CL.  | HOMETOWN                            | PPG  | RPG |
|-----|------------------------|------|------|-------------------------------------|------|-----|
| 00  | Jessica Jackson        | F    | Fr   | Jacksonville, Ark./Jacksonville HS  | 16.2 | 6.0 |
| 1   | Keira Peak             | F    | Sr   | Clyattville, Ga./Lowndes HS         | 10.2 | 4.9 |
| 3   | McKenzie Adams         | G    | Fr   | Frisco, Texas/Frisco Centennial HS  | 8.6  | 2.1 |
| 11  | Calli Berna            | PG   | Jr   | Fayetteville, Ark./Fayetteville HS  | 7.0  | 4.1 |
| 13  | Ana-Carlota Faussurier | F    | So   | Yecla, Spain/IES Joaquin Blume      | 2.3  | 1.6 |
| 15  | Kelsey Brooks          | G    | Fr   | Lenexa, Kan./Olathe Northwest HS    | 6.4  | 2.4 |
| 20  | Aujontae Daniels       | F    | So   | Little Rock, Ark./Parkview HS       | 0.5  | 1.0 |
| 22  | Bria Pitts             | G/F  | Fr   | Broken Arrow, Okla./East Central HS | 3.2  | 0.8 |
| 25  | Joey Bailey            | F    | R-So | Gunter, Texas/Gunter HS             | 1.5  | 2.0 |
| 32  | Khadijah West          | F    | Fr   | Shreveport, La./Huntington HS       | 1.2  | 1.2 |
| 33  | Melissa Wolff          | G    | So   | Cabot, Ark./Cabot HS                | 4.6  | 5.0 |
| 42  | Jhasmin Bowen          | F    | Jr   | Wichita, Kan./Wichita Heights HS    | 8.8  | 4.8 |

Head Coach: Tom Collen  
 Assistant Coaches: Nicki Collen, Tari Cummings, Amber Shirey  
 Director of Internal Operations: Jeff Brazil  
 Director of External Operations: Simeon Hinsey

## 2014-15

| NO. | NAME            | POS. | CL.  | HOMETOWN                            | PPG         | RPG |
|-----|-----------------|------|------|-------------------------------------|-------------|-----|
| 00  | Jessica Jackson | F    | So   | Jacksonville, Ark./Jacksonville HS  | 14.9        | 6.3 |
| 3   | McKenzie Adams  | G    | So   | Frisco, Texas/Frisco Centennial HS  | Transferred |     |
| 11  | Calli Berna     | G    | Sr   | Fayetteville, Ark./Fayetteville HS  | 5.7         | 5.2 |
| 13  | Nicole Bolt     |      |      |                                     | Left Team   |     |
| 14  | McKinley Bostad | G    | Fr   | Kennedale, Texas/Kennedale HS       | 2.5         | 0.8 |
| 15  | Kelsey Brooks   | G    | So   | Lenexa, Kan./Olathe NW HS           | 13.8        | 4.8 |
| 21  | Katie Powell    | F    | Fr   | Duluth, Ga./Duluth HS               | 2.6         | 1.8 |
| 22  | Bria Pitts      | G/F  | So   | Broken Arrow, Okla./East Central HS | Transferred |     |
| 25  | Joey Bailey     | F    | R-Jr | Gunter, Texas/Gunter HS             | 0.8         | 1.7 |
| 32  | Khadijah West   | F    | So   | Shreveport, La./Huntington HS       | 1.6         | 2.6 |
| 33  | Melissa Wolff   | F    | Jr   | Cabot, Ark./Cabot HS                | 8.4         | 7.8 |
| 42  | Jhasmin Bowen   | F    | Sr   | Wichita, Kan./Wichita Heights HS    | 10.7        | 6.4 |

Head Coach: Jimmy Dykes  
 Assistant Coaches: Tari Cummings, Christy Smith, Simeon Hinsey  
 Director of Operations: Amber Shirey  
 Director of Video and Scouting: Jeff Brazil

## 2015-16

| NO. | NAME             | POS. | CL.   | HOMETOWN                                       | PPG  | RPG |
|-----|------------------|------|-------|--|------|-----|
| 00  | Jessica Jackson  | F    | Jr    | Jacksonville, Ark./Jacksonville HS             | 16.5 | 6.3 |
| 3   | Malica Monk      | G    | Fr    | North Little Rock, Ark./NLR HS                 | 4.1  | 1.1 |
| 4   | Keiryn Swenson   | G/F  | Fr    | Wichita, Kan./Maize HS                         | 2.7  | 2.4 |
| 12  | Brianna Freeman  | G    | Fr    | Pelham, Ga./Pelham HS                          | 1.6  | 2.1 |
| 15  | Kelsey Brooks    | G    | Jr    | Lenexa, Kan./Olathe Northwest HS               | 6.7  | 2.1 |
| 21  | Devin Cosper     | G    | So    | Coffeyville, Kan./Field Kindley/Coffeyville CC | 8.9  | 3.3 |
| 22  | Bailey Zimmerman | G/F  | Fr    | St. Vincent, Ark./Wonderview HS                | 1.2  | 1.1 |
| 24  | Jordan Danberry  | G    | Fr    | Conway, Ark./Conway HS                         | 6.7  | 2.6 |
| 25  | Tatiana Smith    | C    | Jr-Tr | Plano, Texas/Plano/Ark Baptist                 | 1.0  | 0.3 |
| 32  | Khadijah West    | F    | Jr    | Shreveport, La./Huntington HS                  | 1.9  | 2.5 |
| 33  | Melissa Wolff    | F    | Sr    | Cabot, Ark./Cabot HS                           | 5.8  | 7.6 |
| 35  | Alecia Cooley    | C    | Jr-Tr | Evanston, Ill./Evanston Township/State Fair CC | 6.5  | 4.8 |

Head Coach: Jimmy Dykes  
 Assistant Coaches: Tari Cummings, Christy Smith, Tommy Deffenbaugh  
 Director of Operations: Amber Shirey  
 Director of Video and Scouting: Jeff Brazil  
 Director of Student-Athlete Development: Simeon Hinsey



Back Row (l-r): Alex Fessler (mgr.), Wyatt Hodges (asst. video), Kendall Ruff (mgr.), Brooke Rogers (mgr.), Mike Jennings (grad. asst.), Todd Barbour (strength coach), Tari Cummings (asst. coach), Nicki Collen (asst. coach), Tom Collen (head coach), Amber Shirey (asst. coach), Jessica Bowie (dir. of ops), Jeff Brazil (video coord.), Natalie Trotter (athletic trainer), Amanda Coughlin (mgr.), Amber Earls (mgr.). Front row (l-r): Erin Gatling, Dominique Wilson, Dominique Robinson, Calli Berna, Quistelle Williams, Joey Bailey, Sarah Watkins, Jhasmin Bowen, Ana-Carlota Faussurier, Melissa Wolff, Kelsey Hatcher, Keira Peak, Mia Melton.



(l-r): McKenzie Adams, Aujontae Daniels, Kelsey Brooks, Khadijah West, Jhasmin Bowen, Ana Faussurier, Jessica Jackson, Joey Bailey, Melissa Wolff, Keira Peak, Calli Berna, Bria Pitts.



Front row (l-r): McKinley Bostad, Kelsey Brooks, Melissa Wolff, Jhasmin Bowen, head coach Jimmy Dykes, Calli Berna, McKenzie Adams, Nicole Bolt, Bria Pitts. Second Row: graduate assistant John Clark, graduate assistant Betsy Adams, assistant coach Christy Smith, assistant coach Tari Cummings, Khadijah West, Joey Bailey, Katie Powell, Jessica Jackson, assistant coach Simeon Hinsey, director of operations Amber Shirey, video coordinator Jeff Brazier. Back row: manager Lindsay Lawrence, manager Joseph Richardson, manager Maggie Bricker, assistant athletic trainer Natalie Trotter, assistant strength coach Todd Barbour, manager Brandon Kirkpatrick, manager Kendall Ruff, manager Amber Earls.



Front row (l-r): Jordan Danberry, Keiryn Swenson, Alecia Cooley, Jessica Jackson, Melissa Wolff, Head Coach Jimmy Dykes, Kelsey Brooks, Khadijah West, Tatiana Smith, Bailey Zimmerman, Malica Monk. Second row (l-r): Manager Jarrett Lowmore, Graduate Assistant John Clark, Director of External Operations Simon Hinsey, Director of Operations Amber Shirey, Assistant Coach Tommy Deffenbaugh, Brianna Freeman, Devin Cosper, Assistant Coach Tari Cummings, Assistant Coach Christy Smith, Strength Coach Todd Barbour, Athletic Trainer Natalie Trotter, Director of Video and Scouting Jeff Brazil. Back Row (l-r): Manager Colton Crowder, Manager Justine Yu, Manager Demi Hargrove, Manager Kendall Ruff, Graduate Assistant Betsy Adams, Manager Maggie Bricker, Manager Lindsay Lawrence.



# ALL-TIME ROSTERS

## 2016-17

| NO. | NAME             | POS. | CL. | HOMETOWN                                       | PPG     | RPG |
|-----|------------------|------|-----|--|---------|-----|
| 00  | Jessica Jackson  | F    | Sr  | Jacksonville, Ark./Jacksonville HS             | 14.7    | 6.4 |
| 2   | Aaliyah Wilson   | G/F  | Fr  | Muskogee, Okla./Muskogee HS                    | 4.8     | 2.9 |
| 3   | Malica Monk      | G    | So  | North Little Rock, Ark./NLR HS                 | 9.1     | 3.0 |
| 4   | Keiryn Swenson   | G/F  | So  | Wichita, Kan./Maize HS                         | 8.0     | 4.1 |
| 10  | Kiara Williams   | F/C  | Fr  | Little Rock, Ark./Little Rock Central HS       | 3.1     | 2.8 |
| 12  | Briunna Freeman  | G    | So  | Pelham, Ga./Pelham HS                          | 8.2     | 2.6 |
| 14  | Jailyn Mason     | PG   | Fr  | Mason, Ohio/William Mason HS                   | 7.5     | 3.9 |
| 20  | Sydney Stout     | F    | Fr  | Bixby, Okla./Bixby HS                          | 1.1     | 0.7 |
| 21  | Devin Cosper     | G    | Jr  | Coffeyville, Kan./Field Kindley/Coffeyville CC | 6.4     | 2.2 |
| 22  | Bailey Zimmerman | G/F  | So  | St. Vincent, Ark./Wonderview HS                | 4.5     | 3.8 |
| 24  | Jordan Danberry  | G    | So  | Conway, Ark./Conway HS                         | 4.7     | 3.8 |
| 25  | Tatiana Smith    | C    | Sr  | Plano, Texas/Plano HS/Ark Baptist              | Medical |     |
| 35  | Alecia Cooley    | C    | Sr  | Evanston, Ill./Evanston Township/State Fair CC | 6.4     | 5.2 |
| 42  | Yasmeen Ratliff  | C    | Fr  | Alpharetta, Ga./St. Francis Day                | RS      |     |

Head Coach: Jimmy Dykes

Assistant Coaches: Tari Cummings, Tommy Deffebaugh, Chenel Harris

Director of Operations: Amber Shirey

Director of Video and Scouting: Jeff Brazil

Director of Student-Athlete Development: Tim Gill



Front row (l-r): Jordan Danberry, Bailey Zimmerman, Jessica Jackson, Head Coach Jimmy Dykes, Alecia Cooley, Tatiana Smith, Devin Cosper. Second row (l-r): Keiryn Swenson, Aaliyah Wilson, Briunna Freeman, Sydney Stout, Yasmeen Ratliff, Jailyn Mason, Kiara Williams, Malica Monk. Back row (l-r): athletic trainer Natalie Trotter, Director of Video Jeff Brazil, Assistant Coach Chenel Harris, Assistant Coach Tommy Deffebaugh, Assistant Coach Tari Cummings, Director of Operations Amber Shirey, Director of Student-Athlete Development Tim Gill, Graduate Assistant Coach Kendall Ruff, Strength and Conditioning Coach Todd Barbour.

## 2017-18

| NO. | NAME                   | POS. | CL. | HOMETOWN  | PPG  | RPG |
|-----|------------------------|------|-----|---|------|-----|
| 0   | A'Tyanna Gauden*       | G    | RSO | Ocala, Ga./Americus Sumter HS/Florida State       | -    | -   |
| 1   | Raven Northcross-Baker | G    | Fr  | Malvern, Ark./Malvern HS/Chipola College          | 5.6  | 2.6 |
| 3   | Malica Monk            | G    | Jr  | N. Little Rock, Ark./NLR HS                       | 15.9 | 3.4 |
| 4   | Keiryn Swenson         | G/F  | Jr  | Wichita, Kan./Maize HS                            | 4.2  | 2.2 |
| 10  | Kiara Williams         | F/C  | So  | Little Rock, Ark./LR Central HS                   | 8.2  | 6.8 |
| 12  | Brenna McClure**       | G    | RSO | Lyons, Kan./Lyons HS/Hutchinson CC                | 0.0  | 0.0 |
| 13  | Grayce Spangler        | G    | Fr  | Fayetteville, Ark. Fayetteville HS                | 0.5  | 0.3 |
| 14  | Jailyn Mason           | PG   | So  | Mason, Ohio/William Mason HS                      | 11.0 | 4.1 |
| 20  | Sydney Stout           | F    | So  | Bixby, Okla./Bixby HS                             | 0.4  | 0.6 |
| 21  | Devin Cosper           | G    | Gr  | Coffeyville, Kan./Field Kindley HS/Coffeyville CC | 14.1 | 5.6 |
| 22  | Bailey Zimmerman       | G/F  | Jr  | St. Vincent, Ark./Wonderview HS                   | 4.2  | 3.2 |
| 24  | Taylah Thomas          | F    | Fr  | Arlington, Texas/Mansfield Timberview HS          | 3.7  | 4.6 |
| 30  | Macy Weaver            | F    | Fr  | Davis Junction, Ill./Stillman Valley HS           | 1.4  | 1.7 |
| 33  | Chelsea Dungee*        | G    | RSO | Sapulpa, Okla./Sapulpa HS/Oklahoma                | -    | -   |

\*Did not play the 2017-18 season due to NCAA transfer rules

\*\*Joined team as a walk on at semester.

Head Coach: Mike Neighbors, Arkansas, 1993

Assistant Coach: Todd Schaefer, Thomas More College, 1995

Assistant Coach: Lacey Goldwire, Oklahoma State, 2010

Assistant Coach: Pauline Love, Southern Miss, 2010

Director of Operations: Amber Shirey, Arkansas, 1992

Director of Video and Scouting: Jeff Brazil, Arkansas, 2010



Front row (l-r): Freshman Grayce Spangler, sophomore A'Tyanna Gauden, junior Bailey Zimmerman, junior Malica Monk, head coach Mike Neighbors, senior Devin Cosper, sophomore Chelsea Dungee, sophomore Sydney Stout, sophomore Jailyn Mason. Second row (l-r): Director of video and scouting Jeff Brazil, athletic trainer Natalie Trotter, director of basketball operations Amber Shirey, sophomore Kiara Williams, freshman Macy Weaver, junior Keiryn Swenson, freshman Taylah Thomas, junior Raven Northcross-Baker, assistant coach Todd Schaefer, assistant coach Pauline Love, assistant coach Lacey Goldwire, head strength and conditioning coach Todd Barbour. Back row (l-r): Manager Tyler Asher, manager Tanner Hold, manager Demi Hargrove, manager Jarrett Lowrimore, graduate manager Colton Crowder, graduate manager Jaen Powell, manager Delaney Osbourn, manager Kira Briggs

## 2018-19

| NO. | NAME                   | POS. | CL. | HOMETOWN  | PPG  | RPG |
|-----|------------------------|------|-----|---|------|-----|
| 0   | A'Tyanna Gauden        | G    | RSO | Ocala, Ga./Americus Sumter HS/Florida State       | 5.0  | 1.3 |
| 1   | Raven Northcross-Baker | G    | Sr  | Malvern, Ark./Malvern HS/Chipola College          | 3.1  | 1.1 |
| 2   | Alexis Tolefree        | G    | Jr  | Conway, Ark./Conway HS/Jones County               | 10.2 | 3.1 |
| 3   | Malica Monk            | G    | Sr  | N. Little Rock, Ark./NLR HS                       | 12.7 | 2.4 |
| 4   | Keiryn Swenson         | G/F  | Sr  | Wichita, Kan./Maize HS                            | N/A  | N/A |
| 10  | Kiara Williams         | F/C  | Jr  | Little Rock, Ark./LR Central HS                   | 6.8  | 6.6 |
| 11  | Erynn Barnum           | F    | Fr  | Little Rock, Ark./LR Central HS                   | N/A  | N/A |
| 13  | Grayce Spangler        | G    | So  | Fayetteville, Ark. Fayetteville HS                | 1.6  | 0.2 |
| 14  | Jailyn Mason           | PG   | Jr  | Mason, Ohio/William Mason HS                      | 7.9  | 3.6 |
| 20  | Sydney Stout           | F    | Jr  | Bixby, Okla./Bixby HS                             | 0.3  | 0.5 |
| 21  | Devin Cosper           | G    | Gr  | Coffeyville, Kan./Field Kindley HS/Coffeyville CC | N/A  | N/A |
| 22  | Bailey Zimmerman       | G/F  | Sr  | St. Vincent, Ark./Wonderview HS                   | 3.5  | 3.5 |
| 23  | Amber Ramirez*         | G    | Jr  | San Antonio, Texas/Wagner HS/TCU                  | N/A  | N/A |
| 24  | Taylah Thomas          | F    | So  | Arlington, Texas/Mansfield Timberview HS          | 3.6  | 5.0 |
| 30  | Macy Weaver            | F    | So  | Davis Junction, Ill./Stillman Valley HS           | 1.3  | 1.7 |
| 33  | Chelsea Dungee         | G    | RSO | Sapulpa, Okla./Sapulpa HS/Oklahoma                | 20.5 | 4.3 |
| 52  | Rokia Doubbia          | G    | Fr  | Mali, Africa/Bradenton, Fla./IMG Academy          | 1.0  | 1.0 |

\*Did not play the 2018-19 season due to NCAA transfer rules

Head Coach: Mike Neighbors, Arkansas, 1993

Assistant Coach: Todd Schaefer, Thomas More College, 1995

Assistant Coach: Lacey Goldwire, Oklahoma State, 2010

Assistant Coach: Pauline Love, Southern Miss, 2010

Director of Operations: Amber Shirey, Arkansas, 1992

Director of Student-Athlete Development: Ceira Ricketts, Arkansas, 2015

Director of Video and Scouting: Jeff Brazil, Arkansas, 2010



Front row, from left: Alexis Tolefree, Grayce Spangler, Sydney South, Raven Northcross-Baker, Bailey Zimmerman, Malica Monk, Rokia Doubbia, A'Tyanna Gauden, Chelsea Dungee. Second row (l-r): Director of Video and Scouting Jeff Brazil, Assistant Coach Lacey Goldwire, Head Coach Mike Neighbors, Amber Ramirez, Jailyn Mason, Taylah Thomas, Kiara Williams, Macy Weaver, Assistant Coach Pauline Love, Assistant Coach Todd Schaefer, Graduate Assistant Heather Corral, Director of Basketball Operations Amber Shirey. Back Row (l-r): manager Evan Johnston, manager Makayla Grant, manager Olivia James, Graduate Assistant Jalen Powell, Director of Student-Athlete Development Ceira Ricketts, Head Strength and Conditioning Coach Todd Barbour, Assistant Athletic Trainer Natalie Trotter, manager Delaney Osborn, manager Kira Briggs.

## 2019-20

| NO. | NAME            | POS. | CL. | HOMETOWN                                     | PPG  | RPG |
|-----|-----------------|------|-----|--|------|-----|
| 0   | A'Tyanna Gauden | G    | RJr | Ocilla, Ga./Americus Sumter HS/Florida State | 6.9  | 2.1 |
| 1   | Marquesha Davis | G/F  | Fr  | Springdale, Ark./Springdale HS               | 2.5  | 2.1 |
| 2   | Alexis Tolefree | G    | Sr  | Conway, Ark./Conway HS/Jones County          | 16.3 | 4.3 |
| 4   | Erynn Barnum    | F    | RFr | Little Rock, Ark./LR Central HS              | 5.0  | 4.0 |
| 10  | Kiara Williams  | F/C  | Sr  | Little Rock, Ark./LR Central HS              | 4.8  | 2.5 |
| 13  | Grayce Spangler | G    | Jr  | Fayetteville, Ark./Fayetteville HS           | 0.5  | 0.0 |
| 14  | Jailyn Mason    | PG   | Sr  | Mason, Ohio/William Mason HS                 | -    | -   |
| 23  | Amber Ramirez*  | G    | RJr | San Antonio, Texas/Wagner HS/TCU             | 14.7 | 3.2 |
| 24  | Taylah Thomas   | F    | Jr  | Arlington, Texas/Mansfield Timberview HS     | 6.0  | 6.5 |
| 25  | Destinee Oberg  | C    | Fr  | Burnsville, Minn./Academy of Holy Angels     | 1.0  | 0.6 |
| 30  | Macy Weaver     | F    | Jr  | Davis Junction, Ill./Stillman Valley HS      | -    | -   |
| 33  | Chelsea Dungee  | G    | RJr | Sapulpa, Okla./Sapulpa HS/Oklahoma           | 16.9 | 4.8 |
| 35  | Ginger Reece    | F    | Fr  | Mason, Ohio/Eisenhower HS                    | 3.0  | 1.7 |
| 43  | Makayla Daniels | G    | Fr  | Frederick, Md./Frederick HS                  | 9.3  | 1.7 |
| 52  | Rokia Doumbia   | G    | So  | Mali, Africa/Bradenton, Fla./IMG Academy     | 3.2  | 4.2 |

\*Did not play the 2018-19 season due to NCAA transfer rules

Head Coach: Mike Neighbors, Arkansas, 1993

Associate Head Coach: Todd Schaefer, Thomas More College, 1995

Assistant Coach: Pauline Love, Southern Miss, 2010

Assistant Coach: Chantel Osahor, Washington, 2017

Director of Operations: Amber Shirey, Arkansas, 1992

Director of Student-Athlete Development: C'eira Ricketts, Arkansas, 2015

Director of Video and Scouting: Jeff Brazil, Arkansas, 2010



Front row, from left: Taylah Thomas, Erynn Barnum, Marquesha Davis, Destinee Oberg, Ginger Reece, Kiara Williams, Macy Weaver, Chelsea Dungee. Second row (l-r): Mike Neighbors, A'Tyanna Gauden, Grayce Spangler, Rokia Doumbia, Alexis Tolefree, Amber Ramirez, Makayla Daniels, Jailyn Mason, Avery Hughes. Third row (l-r): Heather Corral, Chantel Osahor, Todd Schaefer, Amber Shirey, Pauline Love, Natalie Trotter, C'eira Ricketts. Back Row (l-r): Kira Briggs, Olivia James, Jeff Brazil, Jordan Dawkins, Delaney Osborn, Evan Johnston

## 2020-21

| NO. | NAME            | POS. | CL. | HOMETOWN                                 | PPG  | RPG |
|-----|-----------------|------|-----|--|------|-----|
| 1   | Marquesha Davis | F    | So  | McGehee, Ark./Springdale HS              | 4.6  | 2.1 |
| 3   | Elauna Eaton    | G    | Fr  | Helena, Ark./Nettleton HS                | N/A  | N/A |
| 4   | Erynn Barnum    | F    | RSO | Little Rock, Ark./LR Central HS          | 7.7  | 4.6 |
| 11  | Rylee Langerman | G    | Fr  | Del City, Okla./Chirstian Heritage HS    | 1.2  | 1.1 |
| 12  | Destiny Slocum  | G    | RSr | Meridian, Idaho/Oregon State             | 15.0 | 3.3 |
| 13  | Grayce Spangler | G    | Sr  | Fayetteville, Ark./Fayetteville HS       | 0.0  | 0.0 |
| 14  | Jailyn Mason    | G    | RSr | Mason, Ohio/William Mason HS             | 3.5  | 2.2 |
| 20  | Destinee McGhee | F    | Fr  | Huntsville, Ala./Madison Academy         | 0.8  | 1.8 |
| 22  | Avery Hughes    | G    | So  | Bentonville, Ark./Bentonville HS         | 1.7  | 0.3 |
| 23  | Amber Ramirez   | G    | RSr | San Antonio, Texas/Wagner HS/TCU         | 13.5 | 2.9 |
| 24  | Taylah Thomas   | F    | Sr  | Arlington, Texas/Mansfield Timberview HS | 4.2  | 6.0 |
| 25  | Destinee Oberg  | C    | So  | Burnsville, Minn./Academy of Holy Angels | 0.8  | 1.3 |
| 30  | Macy Weaver     | F    | Sr  | Davis Junction, Ill./Stillman Valley HS  | 0.4  | 1.1 |
| 33  | Chelsea Dungee  | G    | RSr | Sapulpa, Okla./Sapulpa HS/Oklahoma       | 22.3 | 3.9 |
| 43  | Makayla Daniels | G    | So  | Frederick, M.D./Frederick HS             | 11.6 | 3.0 |

Head Coach: Mike Neighbors, Arkansas, 1993

Associate Head Coach: Todd Schaefer, Thomas More College, 1995

Assistant Coach: Pauline Love, Southern Miss, 2010

Assistant Coach: Chantel Osahor, Washington, 2017

Director of Operations: Amber Shirey, Arkansas, 1992

Director of Student-Athlete Development: C'eira Ricketts, Arkansas, 2015

Director of Video and Scouting: Jeff Brazil, Arkansas, 2010



Front row, from left: Amber Shirey, Jailyn Mason, Marquesha Davis, Grayce Spangler, Amber Ramirez, Mike Neighbors, Makayla Daniels, Avery Hughes, Chelsea Dungee, Destiny Slocum, Todd Schaefer. Second row (l-r): Chantel Osahor, Destinee McGhee, Ginger Reece (transferred), Taylah Thomas, Destinee Oberg, Macy Weaver, Erynn Barnum, Rylee Langerman, Elauna Eaton, Pauline Love. Third Row (l-r): Jeff Brazil, Simone Rush, Dave Richardson, C'eira Ricketts, Emily Bates, Jordan Dawkins.

## 2021-22

| NO. | NAME                | POS. | CL. | HOMETOWN                                 | PPG | RPG |
|-----|---------------------|------|-----|--|-----|-----|
| 1   | Marquesha Davis     | F    | Jr  | McGehee, Ark./Springdale HS              | -   | -   |
| 2   | Samara Spencer      | G    | Fr  | Fort Lauderdale, Fla./St. Thomas Aquinas | -   | -   |
| 3   | Elauna Eaton        | G    | RFr | Helena, Ark./Nettleton HS                | -   | -   |
| 4   | Erynn Barnum        | F    | RSO | Little Rock, Ark./LR Central HS          | -   | -   |
| 11  | Rylee Langerman     | G    | Fr  | Del City, Okla./Chirstian Heritage HS    | -   | -   |
| 13  | Sasha Goforth       | G    | So  | Fayetteville, Ark./Fayetteville HS       | -   | -   |
| 15  | Ashlyn Sage         | G    | Fr  | Weatherford, Okla./Weatherford HS        | -   | -   |
| 22  | Avery Hughes        | G    | So  | Bentonville, Ark./Bentonville HS         | -   | -   |
| 23  | Amber Ramirez       | G    | RSr | San Antonio, Texas/Wagner HS/TCU         | -   | -   |
| 24  | Jersey Wolfenbarger | G/F  | Fr  | Fort Smith, Ark./Northside HS            | -   | -   |
| 25  | Destinee Oberg      | C    | So  | Burnsville, Minn./Academy of Holy Angels | -   | -   |
| 30  | Maryam Dauda        | F    | Fr  | Bentonville, Ark./Bentonville HS         | -   | -   |
| 43  | Makayla Daniels     | G    | So  | Frederick, M.D./Frederick HS             | -   | -   |
| 55  | Emrie Ellis         | F    | Fr  | Ada, Okla./Vanoss HS                     | -   | -   |

Head Coach: Mike Neighbors, Arkansas, 1993

Associate Head Coach: Todd Schaefer, Thomas More College, 1995

Assistant Coach: Pauline Love, Southern Miss, 2010

Assistant Coach: Lacey Goldwire, Oklahoma State 2010


Director of Operations: Amber Shirey, Arkansas, 1992

Director of Student-Athlete Development: C'eira Ricketts, Arkansas, 2015

Director of Video and Scouting: Jeff Brazil, Arkansas, 2010



Front row, from left: Erynn Barnum, Destinee Oberg, Emrie Ellis, Makayla Daniels, Elauna Eaton, Samara Spencer, Amber Ramirez, Mike Neighbors, Avery Hughes, Marquesha Davis, Ashlyn Sage, Rylee Langerman, Sasha Goforth, Maryam Dauda, Jersey Wolfenbarger. Second Row, from left: Alexis Sevillian, Olivia James, Willie Chapple, Tyler Beckman, C'eira Ricketts, Amber Shirey, Lacey Goldwire, Todd Schaefer, Pauline Love, Jeff Brazil, Simone Rush, Evan Johnston, Sagley Houghland, Sean McCone, Hunter Goad.





# YEAR BY YEAR RESULTS

1976-77

OVERALL: 10-6

HOME: 6-0; ROAD: 4-5; N: 0-1

|              |                          | UA/OPP RK | TV | W/L | UA  | OPP |
|--------------|--------------------------|-----------|----|-----|-----|-----|
| Fri., 11-19  | North Arkansas CCI       | -/-       | -  | L   | 67  | 70  |
| Wed., 12-1   | at John Brown            | -/-       | -  | W   | 92  | 87  |
| Sat., 12-4   | at Bartlesville Wesleyan | -/-       | -  | W   | 68  | 19  |
| Sat., 12-11  | John Brown               | -/-       | -  | W   | 76  | 57  |
| Sat., 1-15   | at Tulsa                 | -/-       | -  | L   | 47  | 55  |
| Sat., 1-22   | NE Oklahoma St.          | -/-       | -  | W   | 62  | 61  |
| Fri., 1-28   | at Cottey College        | -/-       | -  | W   | 73  | 44  |
| Sat., 1-29   | at SW Missouri St.       | -/-       | -  | W   | 56  | 46  |
| Mon., 1-31   | at North Ark. CC         | -/-       | -  | L   | 65  | 67  |
| Wed., 2-2    | Carl Albert CC           | -/-       | -  | W   | 50  | 41  |
| Fri., 2-4    | at NE Oklahoma St.       | -/-       | -  | L   | 54  | 63  |
| Sat., 2-5    | at Oral Roberts          | -/-       | -  | L   | 37  | 69  |
| Mon., 2-7    | Arkansas Tech            | -/-       | -  | W   | 53  | 49  |
| Thurs., 2-10 | at Arkansas Tech         | -/-       | -  | L   | 51  | 54  |
| Sat., 2-19   | Bartlesville Wesleyan    | -/-       | -  | W   | 108 | 29  |
| Sat., 2-26   | Tulsa                    | -/-       | -  | W   | 59  | 48  |

! - Basketball Festival, West Fork, Ark.

1977-78

OVERALL: 14-9

HOME: 8-1; ROAD: 5-5; N: 1-3

|                                | UA/OPP | RK | TV | W/L | UA | OPP |
|--------------------------------|--------|----|----|-----|----|-----|
| Fri., 11-18 Ark. St.-Beebe!    | -/-    | -  | -  | W   | 62 | 58  |
| Sat., 11-19 Eastern Oklahoma!  | -/-    | -  | -  | L   | 90 | 98  |
| Tues., 11-22 at Tulsa          | -/-    | -  | -  | W   | 68 | 50  |
| Thurs., 12-1 at John Brown     | -/-    | -  | -  | W   | 75 | 46  |
| Tues., 12-6 at Pittsburg St.   | -/-    | -  | -  | W   | 67 | 52  |
| Fri., 12-9 at UALR             | -/-    | -  | -  | W   | 74 | 54  |
| Sat., 12-10 at Arkansas St.    | -/-    | -  | -  | L   | 59 | 67  |
| Wed., 12-14 at Oklahoma        | -/-    | -  | -  | L   | 51 | 80  |
| Mon., 1-9 at Oklahoma St.      | -/-    | -  | -  | L   | 53 | 56  |
| Sat., 1-21 John Brown          | -/-    | -  | -  | W   | 70 | 57  |
| Tues., 1-24 at NE Oklahoma St. | -/-    | -  | -  | L   | 47 | 56  |
| Thurs., 1-26 Tulsa             | -/-    | -  | -  | W   | 69 | 49  |
| Tues., 1-31 at Arkansas Tech   | -/-    | -  | -  | L   | 65 | 74  |
| Thurs., 2-2 Cottey College     | -/-    | -  | -  | W   | 97 | 29  |
| Sat., 2-4 NE Oklahoma St.      | -/-    | -  | -  | W   | 72 | 60  |
| Tues., 2-7 SW Missouri St.     | -/-    | -  | -  | W   | 66 | 35  |
| Fri., 2-10 Baylor#             | -/-    | -  | -  | L   | 62 | 71  |
| Fri., 2-10 Lamar#              | -/-    | -  | -  | L   | 50 | 55  |
| Thurs., 2-16 Oral Roberts      | -/-    | -  | -  | L   | 71 | 88  |
| Sat., 2-18 Oklahoma St.        | -/-    | -  | -  | W   | 55 | 47  |
| Tues., 2-21 Arkansas Tech      | -/-    | -  | -  | W   | 61 | 51  |
| Fri., 2-24 at Central Ark.     | -/-    | -  | -  | W   | 65 | 59  |
| Thurs., 2-28 Arkansas St.      | -/-    | -  | -  | W   | 70 | 67  |

! - Basketball Festival, West Fork, Ark.

# - Houston Tournament, Houston, Texas

1978-79

OVERALL: 7-13

HOME: 4-3; ROAD: 2-7; N: 1-3

|                                     | UA/OPP | RK | TV | W/L | UA | OPP |
|-------------------------------------|--------|----|----|-----|----|-----|
| Tues., 11-21 at Tulsa               | -/-    | -  | W  | 79  | 76 |     |
| Tues., 11-28at John Brown           | -/-    | -  | W  | 55  | 47 |     |
| Thurs., 11-30 at #18 Louisiana Tech | -/18   | -  | L  | 28  | 82 |     |
| Fri., 12-1 Mississippi College!     | -/-    | -  | L  | 47  | 86 |     |
| Tues., 12-5 at Oklahoma St.         | -/-    | -  | L  | 50  | 60 |     |
| Sat., 12-16 John Brown              | -/-    | -  | W  | 73  | 48 |     |
| Mon., 1-8 Arkansas Tech             | -/-    | -  | L  | 55  | 58 |     |
| Tues., 1-9 Pittsburg St.            | -/-    | -  | W  | 58  | 50 |     |
| Tues., 1-16 Tulsa                   | -/-    | -  | W  | 66  | 47 |     |
| Sat., 1-20 at NE Oklahoma St.       | -/-    | -  | L  | 64  | 79 |     |
| Thurs., 1-25at Arkansas St.         | -/-    | -  | L  | 47  | 55 |     |
| Thurs., 2-1 at SW Missouri St.      | -/-    | -  | L  | 58  | 67 |     |
| Sat., 2-3 at Oral Roberts           | -/-    | -  | L  | 46  | 63 |     |
| Fri., 2-9 Houston#                  | -/-    | -  | L  | 40  | 69 |     |
| Sat., 2-10 Prairie View#            | -/-    | -  | W  | 48  | 45 |     |
| Sat., 2-10 Southern#                | -/-    | -  | L  | 52  | 63 |     |
| Wed., 2-14 NE Oklahoma St.          | -/-    | -  | L  | 63  | 69 |     |
| Tues., 2-20 Oklahoma                | -/-    | -  | L  | 53  | 65 |     |
| Thurs., 2-22at Memphis St.          | -/-    | -  | L  | 66  | 86 |     |
| Wed., 2-28 Arkansas St.             | -/-    | -  | W  | 52  | 37 |     |

! - at Ruston, La.

# - City of Houston Tournament, Houston, Texas

1979-80

OVERALL: 15-10

HOME: 7-3; ROAD: 7-4; N: 1-3

|              | UA/OPP                | RK  | TV | W/L | UA | OPP |
|--------------|-----------------------|-----|----|-----|----|-----|
| Fri., 11-16  | Missouri Southern     | -/- | -  | W   | 53 | 45  |
| Mon., 11-19  | Iowa St.              | -/- | -  | W   | 56 | 39  |
| Wed., 11-28  | at Crowder Col.       | -/- | -  | W   | 63 | 51  |
| Sat., 12-1   | Rice                  | -/- | -  | W   | 53 | 35  |
| Thurs., 12-6 | Rice!                 | -/- | -  | W   | 56 | 51  |
| Sat., 12-8   | Texas Southern!       | -/- | -  | L   | 47 | 70  |
| Wed., 12-12  | at Texas A&I!         | -/- | -  | W   | 71 | 54  |
| Sat., 12-15  | NE Oklahoma St.       | -/- | -  | W   | 62 | 58  |
| Sat., 1-5    | at Pittsburg St. (OT) | -/- | -  | W   | 60 | 59  |
| Fri., 1-11   | at New Orleans        | -/- | -  | W   | 71 | 47  |
| Sat., 1-12   | at Tulane             | -/- | -  | W   | 66 | 65  |
| Fri., 1-18   | Eastern Oklahoma      | -/- | -  | L   | 39 | 53  |
| Sat., 1-19   | Oral Roberts          | -/- | -  | W   | 66 | 64  |
| Tues., 1-22  | Oklahoma St.          | -/- | -  | L   | 53 | 59  |
| Sat., 1-26   | Alabama               | -/- | -  | W   | 68 | 54  |
| Tues., 1-29  | SW Missouri St.       | -/- | -  | W   | 68 | 36  |
| Fri., 2-1    | at NE Oklahoma St.    | -/- | -  | W   | 57 | 42  |
| Fri., 2-8    | at North Texas St. #  | -/- | -  | L   | 50 | 59  |
| Sat., 2-9    | Texas Women's#        | -/- | -  | L   | 58 | 67  |
| Tues., 2-12  | Memphis St.           | -/- | -  | L   | 65 | 71  |
| Fri., 2-15   | at Phillips (OT)      | -/- | -  | L   | 73 | 77  |
| Sat., 2-16   | at Oklahoma           | -/- | -  | L   | 50 | 57  |
| Fri., 2-25   | at Arkansas Tech      | -/- | -  | L   | 45 | 55  |
| Sat., 3-1    | at Arkansas St.       | -/- | -  | W   | 62 | 55  |
| Thurs., 3-6  | Texas Tech\$          | -/- | -  | L   | 46 | 74  |

! - Texas A&I Tournament, Kingsville, Texas

# - Mean Green Classic, Denton, Texas

\$ - SWAIAW Regional, Baton Rouge, La.

1980-81

OVERALL: 11-18

HOME: 7-6; ROAD: 1-9; N: 3-3


|                                  | UA/OPP   | RK | TV | W/L | UA  | OPP |
|----------------------------------|----------|----|----|-----|-----|-----|
| Tues., 11-18 at Mo. Southern     | -/-      | -  | W  | 67  | 61  |     |
| Tues., 11-25 Northeast La.       | -/-      | -  | W  | 77  | 68  |     |
| Thurs., 12-4 at Northwestern St. | -/-      | -  | L  | 62  | 73  |     |
| Sat., 12-6 at SMU                | -/-      | -  | L  | 58  | 69  |     |
| Wed., 12-10 Georgia              | -/-      | -  | L  | 49  | 61  |     |
| Sat., 12-13 Arkansas State       | -/-      | -  | W  | 57  | 50  |     |
| Fri., 12-19 at Drake             | -/-      | -  | L  | 60  | 87  |     |
| Sat., 12-20 at Iowa State        | -/-      | -  | L  | 60  | 71  |     |
| Sat., 1-3 Oklahoma               | -/-      | -  | L  | 68  | 75  |     |
| Thurs., 1-8 at Wichita State!    | -/-      | -  | L  | 47  | 68  |     |
| Fri., 1-9 Southern Illinois!     | -/-      | -  | L  | 61  | 68  |     |
| Sat., 1-10 New Mexico!           | -/-      | -  | W  | 69  | 50  |     |
| Fri., 1-16 at Ala.-Birmingham    | -/-      | -  | L  | 48  | 82  |     |
| Sat., 1-17 at Alabama            | -/-      | -  | L  | 65  | 70  |     |
| Sat., 1-24 Oklahoma City         | -/-      | -  | W  | 74  | 54  |     |
| Mon., 1-26 Ark. Tech (#2, NAIA)  | -/2 NAIA | -  | L  | 50  | 51  |     |
| Thurs., 1-29 #14 Texas+          | -/14     | -  | L  | 61  | 110 |     |
| Fri., 1-30 Texas A&M+            | -/-      | -  | W  | 80  | 62  |     |
| Sat., 1-31 SMU+                  | -/-      | -  | W  | 66  | 61  |     |
| Tues., 2-3 Tulsa                 | -/-      | -  | W  | 88  | 67  |     |
| Sat., 2-7 Phillips               | -/-      | -  | W  | 89  | 66  |     |
| Tues., 2-10 Baylor               | -/-      | -  | L  | 62  | 73  |     |
| Fri., 2-13 Tennessee-Martin@     | -/-      | -  | W  | 66  | 46  |     |
| Sat., 2-14 McNeese State@        | -/-      | -  | W  | 77  | 62  |     |
| Tues., 2-17 at Memphis St.       | -/-      | -  | L  | 57  | 86  |     |
| Sat., 2-21 at Arkansas Tech      | -/-      | -  | L  | 64  | 70  |     |
| Mon., 2-23 #17 Delta State       | -/17     | -  | L  | 53  | 84  |     |
| Sat., 3-7 Oklahoma State         | -/-      | -  | L  | 68  | 69  |     |
| Sat., 3-14 Oral Roberts\$        | -/-      | -  | L  | 57  | 59  |     |

! - Pizza Hut Invitational, Wichita, Kansas

+ - SWC Tournament, Houston, Texas

@ - Lady Razorback Invitational

\$ - SWAIAW Sub-Regional, Tulsa, Okla.



# YEAR BY YEAR RESULTS

1981-82

OVERALL: 26-10

HOME: 12-0; ROAD: 6-7; N: 8-3

|                                | UA/OPP RK | TV | W/L | UA | OPP |
|--------------------------------|-----------|----|-----|----|-----|
| Tues., 11-17 SE Oklahoma       | -/-       | -  | W   | 64 | 58  |
| Fri., 11-20 Northwestern St.   | -/-       | -  | W   | 78 | 64  |
| Mon., 11-23 at Tulsa           | -/-       | -  | W   | 76 | 60  |
| Fri., 11-27 at Tennessee Tech  | -/-       | -  | L   | 75 | 96  |
| Sat., 11-28 South Alabama      | -/-       | -  | W   | 78 | 55  |
| Thurs., 12-3 Centenary         | -/-       | -  | W   | 78 | 55  |
| Sat., 12-5 at Northeast La.    | -/-       | -  | W   | 70 | 68  |
| Mon., 12-7 at Oral Roberts     | -/-       | -  | L   | 61 | 75  |
| Sat., 12-12 Centenary          | -/-       | -  | W   | 67 | 47  |
| Thurs., 12-17 Grambling        | -/-       | -  | W   | 83 | 60  |
| Sat., 12-19 Arkansas College   | -/-       | -  | W   | 57 | 39  |
| Sat., 1-2 #20 Kansas State     | -/20      | -  | W   | 68 | 53  |
| Wed., 1-6 SMU                  | -/-       | -  | W   | 76 | 59  |
| Sat., 1-9 Evangel College      | -/-       | -  | W   | 88 | 41  |
| Tues., 1-12 Oral Roberts       | -/-       | -  | W   | 61 | 57  |
| Fri., 1-15 at SW Louisiana     | -/-       | -  | W   | 90 | 59  |
| Sat., 1-16 at McNeese State    | -/-       | -  | L   | 75 | 96  |
| Sat., 1-23 Southern            | -/-       | -  | W   | 85 | 64  |
| Wed., 1-27 Texas Tech+         | -/-       | -  | W   | 70 | 55  |
| Thurs., 1-28 Baylor+           | -/-       | -  | W   | 71 | 66  |
| Fri., 1-29 #10 Texas+          | -/10      | -  | L   | 53 | 68  |
| Fri., 2-5 at Oklahoma City     | -/-       | -  | L   | 48 | 54  |
| Sun., 2-7 at Oklahoma          | -/-       | -  | L   | 64 | 65  |
| Fri., 2-12 at Texas A&M        | -/-       | -  | W   | 70 | 60  |
| Sat., 2-13 at Houston          | -/-       | -  | W   | 72 | 62  |
| Tues., 2-16 Oklahoma St.       | -/-       | -  | W   | 79 | 70  |
| Fri., 2-19 Texas Southern      | -/-       | -  | W   | 65 | 56  |
| Sat., 2-20 Wichita State       | -/-       | -  | W   | 82 | 72  |
| Tues., 2-23 at #18 Delta State | -/18      | -  | L   | 64 | 75  |
| Fri., 2-26 Indiana*            | -/-       | -  | L   | 60 | 63  |
| Sat., 2-27 Alaska*             | -/-       | -  | W   | 85 | 52  |
| Sun., 2-28 Washington* (OT)    | -/-       | -  | W   | 75 | 70  |
| Thurs., 3-11 Oklahoma City\$   | -/-       | -  | W   | 78 | 67  |
| Fri., 3-12 Wayland Baptist\$   | -/-       | -  | L   | 57 | 61  |
| Sat., 3-13 New Orleans\$       | -/-       | -  | W   | 76 | 74  |
| Sun., 3-21 at California\$     | -/-       | -  | L   | 62 | 66  |

! - Tip-Off Classic, Cookeville, Tenn.

# - at Camden, Ark.

& - at Wynne, Ark.

+ - SWC Tourn., College Station, Texas

@ - Lady Razorback Invitational

\* - Northern Lights Inv., Anchorage, Alaska

\$ - SWIAW Regional, Lubbock, Texas

\$S - AIAW Championships, Berkeley, Calif.

1982-83

OVERALL: 21-8

SWC: 6-2 (2ND)

HOME: 9-0; ROAD: 7-8; N: 5-0

|                                  | UA/OPP RK | TV | W/L | UA  | OPP |
|----------------------------------|-----------|----|-----|-----|-----|
| Fri., 11-26 at #11 Kansas State! | -/11      | -  | L   | 79  | 86  |
| Sat., 11-27 Indiana!             | -/-       | -  | W   | 62  | 61  |
| Fri., 12-3 Montana#              | -/-       | -  | W   | 55  | 43  |
| Sun., 12-5 at California#        | -/-       | -  | W   | 84  | 66  |
| Sat., 12-11 Oklahoma City        | -/-       | -  | W   | 86  | 57  |
| Fri., 12-17 at SE Oklahoma       | -/-       | -  | W   | 71  | 52  |
| Mon., 1-3 at Arkansas St.        | -/-       | -  | W   | 80  | 47  |
| Wed., 1-5 at Northwestern St.    | -/-       | -  | L   | 58  | 62  |
| Fri., 1-7 at Grambling           | -/-       | -  | W   | 57  | 52  |
| Sat., 1-8 at #2 Louisiana Tech   | -/2       | -  | L   | 34  | 74  |
| Tues., 1-11 TCU*                 | -/-       | -  | W   | 105 | 44  |
| Fri., 1-14 Georgia State         | -/-       | -  | W   | 70  | 62  |
| Sat., 1-15 at #7 Kentucky        | -/7       | -  | L   | 43  | 77  |
| Wed., 1-19 Texas A&M*            | -/-       | -  | W   | 75  | 57  |
| Fri., 1-28 at Lamar              | -/-       | -  | L   | 52  | 60  |
| Sat., 1-29 at Houston*           | -/-       | -  | W   | 62  | 58  |
| Fri., 2-4 Murray State@          | -/-       | -  | W   | 100 | 69  |
| Sat., 2-5 Middle Tennessee@      | -/-       | -  | W   | 73  | 72  |
| Mon., 2-7 Delta State            | -/-       | -  | W   | 84  | 77  |
| Mon., 2-14 at Baylor*            | -/10      | -  | L   | 65  | 72  |
| Tues., 2-15 at SMU*              | -/-       | -  | W   | 60  | 54  |
| Fri., 2-18 Rice*                 | -/-       | -  | W   | 68  | 43  |
| Mon., 2-21 at #3 Texas*          | -/3       | -  | L   | 67  | 89  |
| Thurs., 2-24 Texas Tech*         | -/-       | -  | W   | 74  | 67  |
| Sat., 2-26 Northwestern St.      | -/-       | -  | W   | 86  | 76  |
| Wed., 3-2 at SW Missouri St.     | -/-       | -  | W   | 76  | 54  |
| Fri., 3-11 Texas A&M+            | -/-       | -  | W   | 66  | 57  |
| Sat., 3-12 Baylor+               | -/-       | -  | W   | 65  | 62  |
| Sun., 3-13 #3 Texas+             | -/3       | -  | L   | 54  | 80  |

\* - Southwest Conference Game

! - Converse Little Apple Classic, Manhattan, Kansas

# - Golden Bear Classic, Berkeley, Calif.

& - Lady Kat Invitational, Lexington, Ky.

@ - Lady Razorback Invitational

+ - SWC Tournament, Austin, Texas

1983-84

OVERALL: 20-9

SWC: 11-5 (3RD)

HOME: 11-2; ROAD: 5-6; N: 4-1

|                                | UA/OPP RK | TV | W/L | UA | OPP |
|--------------------------------|-----------|----|-----|----|-----|
| Fri., 11-25 Kansas!            | -/-       | -  | W   | 72 | 53  |
| Sat., 11-26 at Minnesota!      | -/-       | -  | W   | 76 | 60  |
| Tues., 11-29 #2 La. Tech       | -/2       | -  | L   | 52 | 75  |
| Sat., 12-3 Oklahoma St.        | -/-       | -  | W   | 71 | 66  |
| Tues., 12-6 SW Missouri St.    | -/-       | -  | W   | 78 | 45  |
| Sat., 12-10 at Oral Roberts    | -/-       | -  | L   | 65 | 71  |
| Sat., 12-17 Oral Roberts       | -/-       | -  | W   | 84 | 70  |
| Mon., 12-19 Northwestern St. & | -/-       | -  | W   | 75 | 73  |
| Thurs., 1-5 Cal Poly-Pomona#   | -/-       | -  | W   | 58 | 48  |
| Fri., 1-6 Oregon#              | -/-       | -  | W   | 65 | 54  |
| Sat., 1-7 at Nevada-Las Vegas# | -/-       | -  | L   | 62 | 68  |
| Sat., 1-14 at TCU*             | -/-       | -  | W   | 55 | 48  |
| Mon., 1-16 at #3 Texas*        | -/3       | -  | L   | 63 | 89  |
| Thurs., 1-19 Texas Tech*       | -/-       | -  | W   | 64 | 61  |
| Sat., 1-21 at Texas A&M*       | -/-       | -  | W   | 69 | 63  |
| Mon., 1-23 at Baylor*          | -/-       | -  | L   | 59 | 61  |
| Thurs., 1-26 Houston*          | -/-       | -  | W   | 68 | 58  |
| Sat., 1-28 Rice*               | -/-       | -  | W   | 82 | 51  |
| Mon., 1-30 SMU*                | -/-       | -  | W   | 79 | 59  |
| Sat., 2-4 Baylor*              | -/-       | -  | W   | 71 | 57  |
| Mon., 2-6 Texas A&M*           | -/-       | -  | W   | 83 | 70  |
| Sat., 2-11 at SMU*             | -/-       | -  | W   | 66 | 59  |
| Mon., 2-13 at Texas Tech*      | -/-       | -  | L   | 62 | 71  |
| Sat., 2-18 #1 Texas*           | -/1       | -  | L   | 70 | 71  |
| Wed., 2-22 TCU*                | -/-       | -  | W   | 83 | 67  |
| Sat., 2-25 at Houston*         | -/-       | -  | L   | 54 | 66  |
| Mon., 2-27 at Rice*            | -/-       | -  | W   | 85 | 66  |
| Tues., 3-6 Texas A&M+          | -/-       | -  | W   | 75 | 66  |
| Thurs., 3-8 Texas Tech++       | -/-       | -  | L   | 43 | 56  |

\* - Southwest Conference Game

! - Minnesota Dial Classic, Minneapolis, Minn.

& - Little Rock, Ark.; Barton Coliseum

# - UNLV Round Robin Classic, Las Vegas

+ - SWC Tournament, First Round, Fayetteville

++ - SWC Tournament, Houston, Texas





# YEAR BY YEAR RESULTS

1984-85

OVERALL: 20-8

SWC: 11-5 (3RD)

HOME: 12-2; ROAD: 6-4; N: 2-2

|              | UA/OPP               | RK   | TV | W/L | UA | OPP |
|--------------|----------------------|------|----|-----|----|-----|
| Mon., 11-19  | Oral Roberts         | -/-  | -  | W   | 78 | 55  |
| Fri., 11-23  | Miami (Florida)!     | -/-  | -  | W   | 79 | 58  |
| Sat., 11-24  | Auburn!              | -/-  | -  | L   | 65 | 70  |
| Sat., 12-1   | at Oklahoma St.      | -/-  | -  | L   | 73 | 90  |
| Sat., 12-8   | at SW Missouri St.   | -/-  | -  | W   | 76 | 64  |
| Tues., 12-11 | School of the Ozarks | -/-  | -  | W   |    |     |
| 85           | 58                   |      |    |     |    |     |
| Sun., 12-16  | Grambling#           | -/-  | -  | W   | 96 | 57  |
| Wed., 1-2    | at Texas A&M*        | -/-  | -  | W   | 81 | 67  |
| Sat., 1-5    | at SMU*              | -/-  | -  | W   | 80 | 64  |
| Tues., 1-8   | TCU*                 | -/-  | -  | W   | 74 | 54  |
| Sat., 1-12   | #3 Texas*            | -/-  | -  | L   | 60 | 85  |
| Tues., 1-15  | at #16 Texas Tech*   | -/16 | -  | L   | 74 | 78  |
| Thurs., 1-17 | Tulsa                | -/-  | -  | W   | 88 | 54  |
| Sat., 1-19   | at Houston*          | -/-  | -  | L   | 62 | 79  |
| Tues., 1-22  | Rice*                | -/-  | -  | W   | 81 | 57  |
| Fri., 1-25   | UM-Kansas City       | -/-  | -  | W   | 79 | 47  |
| Wed., 1-30   | at Baylor*           | -/-  | -  | W   | 80 | 76  |
| Sat., 2-2    | Texas A&M*           | -/-  | -  | W   | 75 | 65  |
| Tues., 2-5   | SMU*                 | -/-  | -  | W   | 85 | 56  |
| Sat., 2-9    | at TCU*              | -/-  | -  | W   | 92 | 69  |
| Tues., 2-12  | at #1 Texas*         | -/-  | -  | L   | 71 | 89  |
| Sat., 2-16   | #16 Texas Tech*      | -/16 | -  | W   | 65 | 55  |
| Tues., 2-19  | Houston*             | -/-  | -  | L   | 71 | 73  |
| Sat., 2-23   | at Rice*             | -/-  | -  | W   | 69 | 52  |
| Mon., 2-25   | Creighton            | -/-  | -  | W   | 84 | 56  |
| Sat., 3-2    | Baylor*              | -/-  | -  | W   | 88 | 67  |
| Mon., 3-4    | Baylor+              | -/-  | -  | W   | 78 | 69  |
| Tues., 3-7   | #1 Texas++           | -/1  | -  | L   | 62 |     |

\* - Southwest Conference Game

# - Sylvan Hills High School, Little Rock, Ark.

! - Sunshine Classic, Sanford, Fla.

+ - SWC Tournament, First Round, Fayetteville

++ - SWC Tournament, Dallas, Texas

1985-86

OVERALL: 22-8

SWC: 13-3 (2ND)

HOME: 11-1; ROAD: 9-6; N: 2-1

|              | UA/OPP             | RK   | TV | W/L | UA  | OPP |
|--------------|--------------------|------|----|-----|-----|-----|
| Tues., 11-26 | SW Missouri St.    | -/-  | -  | W   | 94  | 51  |
| Sat., 11-30  | at Rutgers         | -/-  | -  | L   | 63  | 72  |
| Sun., 12-1   | at Seton Hall      | -/-  | -  | W   | 69  | 60  |
| Thurs., 12-5 | at Oral Roberts    | -/-  | -  | L   | 72  | 78  |
| Mon., 12-9   | Oklahoma State     | -/-  | -  | W   | 90  | 51  |
| Fri., 12-13  | Central Florida!   | -/-  | -  | W   | 101 | 74  |
| Sat., 12-14  | at #8 Mississippi! | -/8  | -  | L   | 61  | 76  |
| Sat., 12-21  | #14 Oklahoma       | -/-  | -  | W   | 79  | 66  |
| Sun., 12-22  | Memphis St.        | -/-  | -  | W   | 76  | 64  |
| Thurs., 1-2  | SMU*               | -/-  | -  | W   | 90  | 78  |
| Sat., 1-4    | at TCU*            | -/-  | -  | W   | 94  | 61  |
| Tues., 1-7   | at #1 Texas*       | -/-  | -  | L   | 44  | 75  |
| Sat., 1-11   | #24 Texas Tech*    | -/24 | -  | W   | 62  | 60  |
| Tues., 1-14  | Houston*           | -/-  | -  | W   | 66  | 60  |
| Sat., 1-18   | at Rice*           | -/-  | -  | W   | 64  | 52  |
| Sat., 1-25   | Baylor*            | -/-  | -  | W   | 86  | 55  |
| Tues., 1-28  | at Texas A&M*      | -/-  | -  | W   | 74  | 65  |
| Wed., 1-29   | at Lamar           | -/-  | -  | W   | 67  | 55  |
| Sat., 2-1    | at SMU*            | -/-  | -  | W   | 79  | 53  |
| Tues., 2-4   | TCU*               | -/-  | -  | W   | 109 | 59  |
| Sat., 2-8    | #1 Texas*          | -/-  | -  | L   | 57  | 75  |
| Tues., 2-11  | at Texas Tech*     | -/-  | -  | L   | 60  | 73  |
| Sat., 2-15   | at Houston*        | -/-  | -  | W   | 77  | 67  |
| Tues., 2-18  | Rice*              | -/-  | -  | W   | 67  | 55  |
| Sat., 2-22   | at Tulsa           | -/-  | -  | W   | 62  | 49  |
| Wed., 2-26   | at Baylor*         | -/-  | -  | W   | 86  | 63  |
| Sat., 3-1    | Texas A&M*         | -/-  | -  | W   | 75  | 67  |
| Tues., 3-4   | SMU+               | -/-  | -  | W   | 82  | 75  |
| Wed., 3-5    | Texas Tech+        | -/-  | -  | L   | 48  | 58  |
| Wed., 3-12   | at Missouri\$      | -/-  | -  | L   | 65  | 66  |

\* - Southwest Conference Game

! - Lady Rebel Dial Classic, Oxford, Miss.

+ - SWC Tournament, Dallas, Texas

\$ - NCAA Midwest First Round, Columbia, Mo.

1986-87

OVERALL: 20-12

SWC: 12-4 (2ND)

HOME: 10-1; ROAD: 6-8; N: 4-3

|               | UA/OPP               | RK  | TV | W/L | UA  | OPP |
|---------------|----------------------|-----|----|-----|-----|-----|
| Tues., 11-25  | Southern             | -/- | -  | W   | 103 | 51  |
| Sat., 11-29   | at Western Kentucky! | -/- | -  | L   | 76  | 86  |
| Sun., 11-30   | Missouri!            | -/- | -  | L   | 66  | 69  |
| Thurs., 12-4  | Miss. Valley St.     | -/- | -  | W   | 95  | 82  |
| Sat., 12-6    | at Oklahoma          | -/- | -  | L   | 70  | 76  |
| Mon., 12-8    | at Oklahoma St.      | -/- | -  | L   | 65  | 68  |
| Fri., 12-12   | at #7 CS-Long Beach# | -/7 | -  | L   | 58  | 76  |
| Sat., 12-13   | Montana St.#         | -/- | -  | L   | 68  | 70  |
| Thurs., 12-18 | at SW Missouri St.   | -/- | -  | W   | 78  | 61  |
| Mon., 12-22   | at Memphis St.       | -/- | -  | L   | 60  | 79  |
| Sat., 1-3     | TCU*                 | -/- | -  | W   | 94  | 55  |
| Tues., 1-6    | #1 Texas*            | -/1 | -  | L   | 56  | 59  |
| Sat., 1-10    | at Texas Tech*       | -/- | -  | W   | 53  | 51  |
| Wed., 1-14    | at Houston* (OT)     | -/- | -  | L   | 76  | 78  |
| Sat., 1-17    | Rice*                | -/- | -  | W   | 79  | 53  |
| Thurs., 1-22  | at Baylor*           | -/- | -  | L   | 65  | 71  |
| Sat., 1-24    | Texas A&M*           | -/- | -  | W   | 86  | 69  |
| Mon., 1-26    | SMU*                 | -/- | -  | W   | 94  | 71  |
| Sat., 1-31    | at TCU*              | -/- | -  | W   | 76  | 53  |
| Tues., 2-3    | at #1 Texas*         | -/1 | -  | L   | 65  | 91  |
| Sat., 2-7     | Texas Tech* (OT)     | -/- | -  | W   | 69  | 65  |
| Tues., 2-10   | Houston*             | -/- | -  | W   | 78  | 60  |
| Sat., 2-14    | at Rice*             | -/- | -  | W   | 88  | 71  |
| Thurs., 2-19  | Oral Roberts         | -/- | -  | W   | 115 | 66  |
| Sat., 2-21    | Baylor*              | -/- | -  | W   | 77  | 51  |
| Wed., 2-25    | at Texas A&M*        | -/- | -  | W   | 63  | 57  |
| Sat., 2-28    | at SMU*              | -/- | -  | W   | 93  | 53  |
| Fri., 3-5     | Houston+             | -/- | -  | W   | 96  | 82  |
| Sun., 3-7     | #1 Texas+            | -/1 | -  | L   | 70  | 72  |
| Wed., 3-19    | Montana\$            | -/- | -  | W   | 92  | 74  |
| Thurs., 3-20  | Providence\$         | -/- | -  | W   | 101 | 91  |
| Fri., 3-21    | California\$         | -/- | -  | W   | 112 | 80  |


\* - Southwest Conference Game

! - BG Bank Invitational, Bowling Green, Ky.

# - Cal. St.-Long Beach Dial Classic, Long Beach, Calif.

+ - SWC Tournament, Dallas, Texas

\$ - NWIT, Amarillo, Texas



# YEAR BY YEAR RESULTS

1987-88

OVERALL: 13-15

SWC: 8-8 (4TH)

HOME: 9-4; ROAD: 3-8; N: 1-3

|                              | UA/OPP RK | TV | W/L | UA  | OPP |
|------------------------------|-----------|----|-----|-----|-----|
| Fri., 11-27 Akron!           | -/-       | -  | W   | 70  | 62  |
| Sat., 11-28 at Kansas!       | -/-       | -  | L   | 68  | 75  |
| Mon., 11-30 Miss. Valley St. | -/-       | -  | W   | 76  | 71  |
| Fri., 12-4 at Hawai'i#       | -/-       | -  | L   | 66  | 85  |
| Sat., 12-5 Loyola-Marymount# | -/-       | -  | L   | 58  | 60  |
| Wed., 12-9 #8 Mississippi@   | -/8       | -  | L   | 72  | 88  |
| Sat., 12-12 UT-San Antonio   | -/-       | -  | W   | 84  | 73  |
| Sat., 12-19 SW Missouri St.  | -/-       | -  | W   | 85  | 71  |
| Mon., 12-21 SF Austin        | -/-       | -  | L   | 59  | 93  |
| Sat., 1-2 at Oral Roberts    | -/-       | -  | L   | 66  | 77  |
| Tues., 1-5 #1 Texas*         | -/1       | -  | L   | 70  | 89  |
| Sat., 1-9 TCU*               | -/-       | -  | W   | 87  | 75  |
| Wed., 1-13 at SMU*           | -/-       | -  | W   | 69  | 68  |
| Sat., 1-16 at Texas A&M*     | -/-       | -  | L   | 56  | 60  |
| Tues., 1-19 Baylor*          | -/-       | -  | W   | 80  | 68  |
| Wed., 1-27 at Rice*          | -/-       | -  | W   | 63  | 60  |
| Sat., 1-30 Houston*          | -/-       | -  | L   | 58  | 70  |
| Tues., 2-2 Texas Tech*       | -/-       | -  | W   | 80  | 67  |
| Sat., 2-6 at #5 Texas*       | -/-       | -  | L   | 54  | 84  |
| Tues., 2-9 at TCU*           | -/-       | -  | L   | 69  | 73  |
| Sat., 2-13 SMU*              | -/-       | -  | L   | 78  | 85  |
| Tues., 2-16 Texas A&M*       | -/-       | -  | W   | 79  | 69  |
| Sat., 2-20 at Baylor*        | -/-       | -  | W   | 71  | 56  |
| Wed., 2-23 UM-Kansas City    | -/-       | -  | W   | 102 | 85  |
| Sat., 2-27 Rice*             | -/-       | -  | W   | 79  | 73  |
| Wed., 3-2 at Houston* (OT)   | -/-       | -  | L   | 89  | 97  |
| Sat., 3-5 at Texas Tech*     | -/-       | -  | L   | 70  | 82  |
| Thurs., 3-10 Texas A&M+      | -/-       | -  | L   | 58  | 59  |

\* - Southwest Conference Game

! - Lady Jayhawk Dial Classic, Lawrence, Kan.

# - Hawaii Early Season Festival, Honolulu, Hawai'i

@ - at Pine Bluff, Ark.

+ - SWC Tournament, Dallas, Texas

1988-89

OVERALL: 22-8

SWC: 13-3 (2ND)

HOME: 9-2; ROAD: 10-4; N: 3-2

|                                | UA/OPP RK | TV | W/L | UA  | OPP |
|--------------------------------|-----------|----|-----|-----|-----|
| Sat., 11-25 #4 Maryland!       | -/4       | -  | L   | 84  | 110 |
| Sun., 11-26 Tennessee St.!     | -/-       | -  | W   | 114 | 42  |
| Fri., 12-2 at #13 SF Austin#   | -/13      | -  | L   | 75  | 93  |
| Sat., 12-3 UT-San Antonio#     | -/-       | -  | W   | 75  | 57  |
| Wed., 12-7 at #9 Mississippi   | -/9       | -  | L   | 63  | 75  |
| Sat., 12-10 Miss. Valley St.   | -/-       | -  | W   | 107 | 83  |
| Sat., 1-7 at #4 Texas          | -/-       | -  | W   | 113 | 69  |
| Sat., 12-17 at SW Missouri St. | -/-       | -  | W   | 88  | 66  |
| Tues., 1-3 Texas Tech*         | -/-       | -  | W   | 75  | 64  |
| Sat., 1-7 at #4 Texas          | -/4       | -  | L   | 67  | 104 |
| Mon., 1-9 at UT-San Antonio    | -/-       | -  | W   | 97  | 77  |
| Tues., 1-10 at TCU*            | -/-       | -  | W   | 83  | 69  |
| Sat., 1-14 SMU*                | -/-       | -  | L   | 74  | 84  |
| Tues., 1-17 Texas A&M*         | -/-       | -  | W   | 91  | 90  |
| Sat., 1-21 at Baylor*          | -/-       | -  | W   | 95  | 87  |
| Sat., 1-28 Rice*               | -/-       | -  | W   | 81  | 62  |
| Tues., 1-31 at Houston*        | -/-       | -  | W   | 84  | 82  |
| Thurs., 2-2 New Orleans        | -/-       | -  | W   | 61  | 60  |
| Sat., 2-4 at Texas Tech*       | -/-       | -  | W   | 74  | 65  |
| Tues., 2-7 #11 Texas*          | -/11      | -  | L   | 67  | 87  |
| Sat., 2-11 TCU*                | -/-       | -  | W   | 77  | 70  |
| Wed., 2-15 at SMU*             | -/-       | -  | W   | 87  | 72  |
| Sat., 2-18 at Texas A&M*       | -/-       | -  | W   | 74  | 73  |
| Tues., 2-21 Baylor*            | -/-       | -  | W   | 98  | 50  |
| Sat., 2-25 at Missouri-KC      | -/-       | -  | W   | 46  | 42  |
| Tues., 2-28 at Rice*           | -/-       | -  | W   | 109 | 73  |
| Sat., 3-4 Houston*             | -/-       | -  | W   | 90  | 88  |
| Wed., 3-8 Texas Tech+          | -/-       | -  | W   | 79  | 72  |
| Sat., 3-11 #6 Texas+           | -/6       | -  | L   | 99  | 101 |
| Wed., 3-15 at #5 Purdue\$      | -/5       | -  | L   | 63  | 91  |

\* - Southwest Conference Game

! - Auburn Dial Classic, Auburn, Ala.

# - LadyJack Dial Classic, Nacogdoches, Texas

+ - SWC Tournament, Dallas, Texas

\$ - NCAA Midwest First Round, West Lafayette, Ind.

1989-90

OVERALL: 25-5

SWC: 15-1 (1ST) CO-CHAMPIONS

HOME: 11-3; ROAD: 12-1; N: 2-1

|                                      | UA/OPP RK | TV | W/L | UA  | OPP |
|--------------------------------------|-----------|----|-----|-----|-----|
| Fri., 11-24 Miss. Valley St.!        | -/-       | -  | W   | 93  | 50  |
| Sat., 11-25 Texas-El Paso!           | -/-       | -  | W   | 87  | 61  |
| Wed., 11-29 SW Missouri St.          | -/-       | -  | W   | 87  | 60  |
| Fri., 12-1 Univ. of Detroit@         | -/-       | -  | W   | 112 | 68  |
| Sat., 12-2 at Arizona St. @          | -/-       | -  | W   | 85  | 63  |
| Sat., 12-9 Kansas                    | -/-       | -  | L   | 51  | 56  |
| Tues., 12-12 at Oklahoma             | -/-       | -  | W   | 86  | 68  |
| Thurs., 12-14 #7 Auburn              | -/7       | -  | L   | 69  | 84  |
| Wed., 1-3 at Houston*                | -/-       | -  | W   | 75  | 64  |
| Sat., 1-6 at Texas Tech (OT)*        | -/-       | -  | W   | 76  | 74  |
| Tues., 1-9 Baylor*                   | -/-       | -  | W   | 81  | 43  |
| Sat., 1-13 TCU*                      | -/-       | -  | W   | 86  | 65  |
| Wed., 1-17 at SMU*                   | -/-       | -  | W   | 84  | 52  |
| Sat., 1-20 at Texas A&M*             | -/-       | -  | W   | 70  | 64  |
| Mon., 1-22 at New Orleans            | -/-       | -  | W   | 71  | 63  |
| Wed., 1-24 #1 Texas*                 | -/1       | -  | L   | 75  | 84  |
| Tues., 1-30 at Rice*                 | -/-       | -  | W   | 78  | 49  |
| Sat., 2-3 Houston*                   | -/-       | -  | W   | 88  | 70  |
| Tues., 2-6 Texas Tech*               | -/-       | -  | W   | 62  | 55  |
| Sat., 2-10 at Baylor*                | -/-       | -  | W   | 98  | 61  |
| Tues., 2-13 at TCU*                  | -/-       | -  | W   | 85  | 65  |
| Sat., 2-17 SMU*                      | -/-       | -  | W   | 74  | 60  |
| Tues., 2-20 Texas A&M* [25]          | 25/-      | -  | W   | 76  | 63  |
| Fri., 2-23 at #6 Texas* [25]         | 25/6      | -  | W   | 82  | 77  |
| Sat., 3-3 Rice* [19]                 | 19/-      | -  | W   | 77  | 56  |
| Wed., 3-7 Texas Tech+ [19]           | 19/-      | -  | L   | 60  | 69  |
| Wed., 3-14 UCLA\$ (OT) [22]          | 22/-      | -  | W   | 90  | 80  |
| Sun., 3-18 at #7 Georgia\$\$\$ [22]  | 22/7      | -  | W   | 81  | 70  |
| Thurs., 3-22 #6 SF Austin\$\$\$ [22] | 22/6      | -  | W   | 87  | 82  |
| Sat., 3-24 at #2 Stanford\$\$\$ [22] | 22/2      | -  | L   | 87  | 114 |

[xx] - Arkansas' ranking at time of game

\* - Southwest Conference Game

! - Arkansas Thanksgiving Tourn., Fayetteville

@ - Dial Classic, Tempe, Ariz.

+ - SWC Tournament, Dallas, Texas

\$ - NCAA West Region 1st Round, Fayetteville

\$\$ - NCAA West Region 2nd Round, Athens, Ga.

\$\$\$ - NCAA West Regionals, Stanford, Calif.





# YEAR BY YEAR RESULTS

1990-91

OVERALL: 28-4

SWC: 15-1 (1ST) CHAMPIONS

HOME: 14-0; ROAD: 9-3; N: 5-1

|                                    | UA/OPP RK | TV | W/L | UA  | OPP |
|------------------------------------|-----------|----|-----|-----|-----|
| Fri., 11-23 Boston College! [8]    | 8/-       | -  | W   | 105 | 74  |
| Sat., 11-24 Stephen F. Austin! [8] | 8/-       | -  | W   | 81  | 72  |
| Tues., 11-27 Oklahoma [8]          | 8/-       | -  | W   | 84  | 72  |
| Fri., 11-30 Southern Utah@ [8]     | 8/-       | -  | W   | 104 | 51  |
| Sat., 12-1 at Wash. St.@ [8]       | 8/-       | -  | W   | 68  | 48  |
| Wed., 12-5 Murray St. [8]          | 8/-       | -  | W   | 102 | 48  |
| Sat., 12-8 at Oklahoma St. [8]     | 8/-       | -  | L   | 61  | 75  |
| Wed., 12-12 at SW Missouri [13]    | 13/-      | -  | W   | 62  | 55  |
| Sat., 12-15 #8 Mississippi [13]    | 13/8      | -  | W   | 79  | 70  |
| Fri., 12-28 at #17 Rutgers# [9]    | 9/17      | -  | L   | 60  | 89  |
| Sat., 12-29 Maryland# [9]          | 9/-       | -  | W   | 79  | 68  |
| Wed., 1-2 at Rice* [14]            | 14/-      | -  | W   | 70  | 52  |
| Sat., 1-5 Houston* [14]            | 14/-      | -  | W   | 88  | 61  |
| Tues., 1-8 #20 Texas* [14]         | 14/20     | -  | W   | 76  | 61  |
| Sat., 1-12 at Texas Tech* [14]     | 14/-      | -  | W   | 64  | 62  |
| Wed., 1-16 at TCU* [12]            | 14/-      | -  | W   | 95  | 62  |
| Sat., 1-15 SMU* [12]               | 14/-      | -  | W   | 99  | 61  |
| Tues., 1-22 Texas A&M* [11]        | 11/-      | -  | W   | 90  | 66  |
| Sat., 1-26 at Baylor* [11]         | 11/-      | -  | L   | 77  | 78  |
| Sat., 2-2 Rice* [12]               | 12/-      | -  | W   | 96  | 74  |
| Wed., 2-6 at Houston* [11]         | 11/-      | -  | W   | 78  | 76  |
| Sat., 2-9 at #15 Texas* [11]       | 11/25     | -  | W   | 73  | 68  |
| Tues., 2-12 Texas Tech* [9]        | 9/-       | -  | W   | 82  | 70  |
| Sat., 2-16 TCU* [9]                | 9/-       | -  | W   | 82  | 46  |
| Tues., 2-19 at SMU* [9]            | 9/-       | -  | W   | 77  | 66  |
| Sun., 2-24 at Texas A&M* [9]       | 9/-       | -  | W   | 91  | 68  |
| Wed., 2-27 Baylor* [8]             | 8/-       | -  | W   | 90  | 74  |
| Wed., 3-6 Baylor+ [8]              | 8/-       | -  | W   | 108 | 63  |
| Thurs., 3-7 Houston+ (OT) [8]      | 8/-       | -  | W   | 83  | 77  |
| Sat., 3-9 Texas Tech+ [8]          | 8/-       | -  | W   | 60  | 51  |
| Sat., 3-16 #22 Northwestern\$ [9]  | 9/22      | -  | W   | 105 | 68  |
| Thurs., 3-21 #24 Lamar\$\$ [9]     | 9/24      | -  | L   | 75  | 91  |

[xx] - Arkansas' ranking at time of game

\* - Southwest Conference Game

! - Arkansas Thanksgiving Tourn., Fayetteville

@ - Washington St Dial Classic, Pullman, Wash.

# - Bell Atlantic Holiday Classic, Piscataway, N.J.

+ - SWC Tournament, Dallas, Texas

\$ - NCAA Midwest 2nd Round, Fayetteville

\$\$ - NCAA Midwest Regionals, Austin, Texas

1991-92

OVERALL: 11-14

SEC: 3-8 (11TH)

HOME: 9-3; ROAD: 1-10; N: 1-1

|                                   | UA/OPP RK | TV | W/L | UA | OPP |
|-----------------------------------|-----------|----|-----|----|-----|
| Sun., 11-24 at #14 SF Austin [11] | -/14      | -  | L   | 57 | 83  |
| Fri., 11-29 Alabama State! [18]   | -/-       | -  | W   | 84 | 31  |
| Sat., 11-30 Missouri-KC! [18]     | -/-       | -  | W   | 73 | 61  |
| Tues., 12-3 Oklahoma St. [18]     | -/-       | -  | W   | 72 | 57  |
| Fri., 12-6 Grambling St.@ [14]    | -/-       | -  | W   | 90 | 66  |
| Sat., 12-7 at #23 Houston@ [14]   | -/-       | -  | L   | 61 | 78  |
| Thurs., 12-19 Georgia* [20]       | -/-       | -  | L   | 62 | 79  |
| Sat., 12-21 Kent State [20]       | -/-       | -  | W   | 89 | 72  |
| Mon., 12-30 #24 SW Missouri [25]  | -/-       | -  | L   | 52 | 67  |
| Sat., 1-4 at Mississippi*         | -/-       | -  | L   | 65 | 66  |
| Sun., 1-5 at Memphis St.          | -/-       | -  | L   | 50 | 58  |
| Thurs., 1-9 Colorado              | -/-       | -  | W   | 56 | 51  |
| Sat., 1-11 #17 Auburn*            | -/-       | -  | W   | 67 | 56  |
| Mon., 1-13 at Oklahoma            | -/-       | -  | W   | 57 | 55  |
| Sat., 1-18 at Florida*            | -/-       | -  | L   | 46 | 58  |
| Fri., 1-24 at Kentucky* (OT)      | -/-       | -  | L   | 74 | 75  |
| Sun., 1-26 at West Virginia       | -/-       | -  | L   | 60 | 81  |
| Thurs., 1-30 Oral Roberts         | -/-       | -  | W   | 88 | 64  |
| Sat., 2-1 South Carolina*         | -/-       | -  | W   | 58 | 51  |
| Sat., 2-8 at #13 Vanderbilt*      | -/-       | -  | L   | 75 | 79  |
| Tues., 2-11 Louisiana State*      | -/-       | -  | W   | 74 | 66  |
| Sat., 2-15 at Mississippi State*  | -/-       | -  | L   | 66 | 76  |
| Sat., 2-22 Alabama*               | -/-       | -  | L   | 76 | 80  |
| Sat., 2-29 at #2 Tennessee*       | -/-       | -  | L   | 59 | 105 |
| Fri., 3-6 Kentucky+               | -/-       | -  | L   | 63 | 79  |

[xx] - Arkansas' ranking at time of game

\* - Southeastern Conference Game

! - Arkansas Dial Classic, Fayetteville, Arkansas

@ - Lady Cougar Invitational, Houston, Texas

+ - SEC Tournament, Albany, Georgia

1992-93

OVERALL: 13-14

SEC: 4-7 (T8TH)

HOME: 10-4; ROAD: 3-9; N: 0-1

|                                 | UA/OPP RK | TV | W/L | UA  | OPP |
|---------------------------------|-----------|----|-----|-----|-----|
| Tues., 12-1 at #13 SW Missouri  | -/3       | -  | L   | 55  | 64  |
| Fri., 12-4 North Texas!         | -/-       | -  | W   | 102 | 58  |
| Sat., 12-5 Butler!              | -/-       | -  | W   | 80  | 66  |
| Tues., 12-8 at #19 Colorado     | -/19      | -  | L   | 67  | 94  |
| Fri., 12-18 at #21 DePaul       | -/21      | -  | L   | 47  | 71  |
| Sat., 12-19 at Loyola-Chicago   | -/-       | -  | W   | 75  | 70  |
| Tues., 12-22 Texas-Arlington    | -/-       | -  | W   | 70  | 43  |
| Thurs., 12-31 Washington St.    | -/-       | -  | W   | 84  | 62  |
| Sat., 1-2 Ole Miss*             | -/-       | -  | W   | 73  | 72  |
| Tues., 1-5 at Oklahoma St.      | -/-       | -  | L   | 47  | 62  |
| Sat., 1-9 at #12 Auburn*        | -/12      | -  | L   | 49  | 68  |
| Wed., 1-13 at Georgia*          | -/-       | -  | L   | 71  | 91  |
| Sat., 1-16 Florida*             | -/-       | -  | L   | 60  | 68  |
| Wed., 1-20 Oklahoma             | -/-       | -  | L   | 63  | 70  |
| Sat., 1-23 #24 Kentucky*        | -/24      | -  | W   | 45  | 43  |
| Thurs., 1-28 at SC State        | -/-       | -  | W   | 73  | 59  |
| Sat., 1-30 at S. Carolina*      | -/-       | -  | L   | 51  | 76  |
| Tues., 2-2 Memphis State        | -/-       | -  | W   | 82  | 60  |
| Sat., 2-6 #6 Vanderbilt*        | -/6       | -  | L   | 59  | 80  |
| Wed., 2-10 at Louisiana State*  | -/-       | -  | W   | 69  | 66  |
| Sat., 2-13 Mississippi State*   | -/-       | -  | W   | 80  | 51  |
| Tues., 2-16 at Northwestern St. | -/-       | -  | L   | 62  | 77  |
| Sat., 2-20 at Alabama*          | -/-       | -  | L   | 56  | 66  |
| Thurs., 2-25 Jackson State      | -/-       | -  | W   | 82  | 39  |
| Sat., 2-27 #1 Tennessee*        | -/1       | -  | L   | 55  | 72  |
| Mon., 3-1 Oral Roberts          | -/-       | -  | W   | 96  | 60  |
| Fri., 3-5 Georgia+              | -/-       | -  | L   | 73  | 84  |

\* - Southeastern Conference Game

! - Arkansas Dial Classic II, Fayetteville

+ - SEC Tournament, Chattanooga, Tenn.



# YEAR BY YEAR RESULTS

1993-94

OVERALL: 15-14

SEC: 3-8 (8TH)

HOME: 9-4; ROAD: 4-9; N: 2-1

|                                 | UA/OPP RK | TV | W/L | UA | OPP |
|---------------------------------|-----------|----|-----|----|-----|
| Tues., 11-30 at Kent            | -/-       | -  | W   | 81 | 86  |
| Thurs., 12-3 Boise State@       | -/-       | -  | W   | 92 | 75  |
| Fri., 12-4 San Francisco@       | -/-       | -  | W   | 62 | 44  |
| Sat., 12-5 at Hawaii@           | -/-       | -  | L   | 58 | 88  |
| Wed., 12-8 DePaul               | -/-       | -  | W   | 80 | 68  |
| Fri., 12-17 New Orleans!        | -/-       | -  | W   | 60 | 59  |
| Sat., 12-18 Northwestern State! | -/-       | -  | W   | 85 | 74  |
| Tues., 12-21 at SMU             | -/-       | -  | L   | 81 | 89  |
| Wed., 12-22 at Texas-Arlington  | -/-       | -  | W   | 73 | 57  |
| Wed., 12-29 #23 SW Missouri     | -/23      | -  | W   | 66 | 63  |
| Sun., 1-2 at #1 Tennessee*      | -/1       | -  | L   | 67 | 89  |
| Sat., 1-8 #25 Georgia*          | -/25      | -  | L   | 64 | 73  |
| Mon., 1-10 at Butler            | -/-       | -  | W   | 69 | 66  |
| Wed., 1-12 at Dayton            | -/-       | -  | W   | 76 | 59  |
| Sun., 1-16 at Ole Miss*         | -/-       | -  | L   | 54 | 56  |
| Wed., 1-19 Tulane               | -/-       | -  | W   | 71 | 59  |
| Sat., 1-22 #23 Auburn*          | -/23      | -  | L   | 57 | 66  |
| Tues., 1-25 at Oklahoma         | -/-       | -  | L   | 79 | 93  |
| Sun., 1-30 at Florida*          | -/-       | -  | L   | 69 | 74  |
| Wed., 2-2 #15 Alabama*          | -/15      | -  | W   | 82 | 75  |
| Sat., 2-5 at Kentucky*          | -/-       | -  | L   | 60 | 81  |
| Mon., 2-7 Louisiana State*      | -/-       | -  | L   | 64 | 75  |
| Sat., 2-12 South Carolina*      | -/-       | -  | W   | 87 | 77  |
| Tues., 2-15 Texas-Pan American  | -/-       | -  | W   | 94 | 59  |
| Sun., 2-20 at #14 Vanderbilt*   | -/14      | -  | L   | 58 | 67  |
| Wed., 2-23 Oral Roberts         | -/-       | -  | W   | 85 | 51  |
| Sat., 2-26 at Mississippi St.*  | -/-       | -  | W   | 67 | 61  |
| Tues., 3-1 Oklahoma State (OT)  | -/-       | -  | L   | 90 | 93  |
| Fri., 3-4 Georgia+              | -/-       | -  | L   | 62 | 84  |

\* - Southeastern Conference Game

@ - Rainbow Wahine Classic, Honolulu, Hawai'i

! - Arkansas Dial Classic III, Fayetteville

+ - SEC Tournament, Chattanooga, Tenn.

1994-95

OVERALL: 23-7

SEC: 7-4 (T4TH)

HOME: 10-2; ROAD: 8-3; N: 5-2

|                                     | UA/OPP RK | TV | W/L | UA  | OPP |
|-------------------------------------|-----------|----|-----|-----|-----|
| Fri., 11-25 Pitt@                   | -/-       | -  | W   | 76  | 75  |
| Sat., 11-26 at UNLV@                | -/-       | -  | W   | 88  | 75  |
| Tues., 11-29 Northeast La.          | -/-       | -  | W   | 74  | 59  |
| Fri., 12-2 St. Mary's!              | -/-       | -  | W   | 66  | 48  |
| Sat., 12-3 SMU!                     | -/-       | -  | W   | 85  | 79  |
| Tues., 12-6 at #6 Alabama*          | -/-       | -  | L   | 79  | 93  |
| Sat., 12-10 at #25 SW Missouri      | -/-       | -  | W   | 61  | 60  |
| Thurs., 12-22 Sam Houston           | -/-       | -  | W   | 84  | 63  |
| Wed., 12-28 at Tulane* [24]         | -/-       | -  | W   | 83  | 79  |
| Mon., 1-2 Brown& [24]               | -/-       | -  | W   | 76  | 58  |
| Tues., 1-3 St. Joseph's& [24]       | -/-       | -  | L   | 72  | 78  |
| Wed., 1-4 New Hampshire& [24]       | -/-       | -  | W   | 75  | 41  |
| Sun., 1-8 at #11 Georgia* [24]      | -/-       | -  | L   | 67  | 72  |
| Wed., 1-11 at Oral Roberts          | -/-       | -  | W   | 78  | 63  |
| Sat., 1-14 #17 Ole Miss*            | -/-       | -  | L   | 74  | 75  |
| Sun., 1-22 at Auburn*               | -/-       | -  | W   | 80  | 73  |
| Sat., 1-25 at #23 Okla. St.         | -/-       | -  | W   | 79  | 65  |
| Sat., 1-28 #13 Florida*             | -/-       | -  | W   | 72  | 66  |
| Wed., 2-1 Texas Christian [23]      | -/-       | -  | W   | 105 | 64  |
| Sat., 2-4 Kentucky* [23]            | -/-       | -  | W   | 62  | 56  |
| Tues., 2-7 #2 Tennessee* [20]       | -/-       | -  | L   | 67  | 87  |
| Sat., 2-11 at S. Carolina* [20]     | -/-       | -  | W   | 63  | 62  |
| Tues., 2-14 at LSU* [18]            | -/-       | -  | W   | 82  | 72  |
| Sun., 2-19 #8 Vanderbilt* (OT) [18] | -/-       | -  | W   | 73  | 71  |
| Wed., 2-22 #25 Oklahoma [16]        | -/-       | -  | W   | 69  | 64  |
| Sun., 2-26 Mississippi St.* [10]    | -/-       | -  | W   | 86  | 63  |
| Fri., 3-3 South Carolina+ [16]      | -/-       | -  | W   | 80  | 70  |
| Sat., 3-4 #16 Alabama+ [16]         | -/-       | -  | L   | 72  | 86  |
| Thurs., 3-16 San Francisco\$ [15]   | -/-       | -  | W   | 67  | 58  |
| Sat., 3-18 at #14 Washington\$ [15] | -/-       | -  | L   | 50  | 54  |

[xx] - Arkansas' ranking at time of game

\* - Southeastern Conference Game

! - Arkansas Dial Classic IV, Fayetteville

@ - 7-Up/Desert Classic, Las Vegas, Nev.

& - FIU Sun & Fun, Miami, Fla.

^ - Lakefront Arena, Kenner, La.

+ - SEC Tournament, Chattanooga, Tenn.

\$ - NCAA Mideast Subregional, Seattle, Wash.

1995-96

OVERALL: 21-13

SEC: 3-8 (10TH)

HOME: 14-4; ROAD: 5-6; N: 2-3

|                                      | UA/OPP RK | TV | W/L | UA | OPP |
|--------------------------------------|-----------|----|-----|----|-----|
| Preseason #10                        |           |    |     |    |     |
| Wed., 11-15NW State# (20T) [10]      | 10/-      | -  | W   | 84 | 83  |
| Fri., 11-17 Drake# [10]              | 10/-      | -  | W   | 81 | 76  |
| Sun., 11-19 Ohio St# [10]            | 10/-      | -  | W   | 86 | 80  |
| Tues., 11-21 #11 Colorado# [9]       | 9/11      | -  | L   | 71 | 73  |
| Fri., 11-24 Florida A&M! [9]         | 9/-       | -  | W   | 80 | 73  |
| Sat., 11-25 Rice! [9]                | 9/-       | -  | W   | 81 | 68  |
| Mon., 11-27 Texas Southern [9]       | 9/-       | -  | W   | 98 | 35  |
| Wed., 11-29 at Northeast La. [9]     | 9/-       | -  | W   | 77 | 62  |
| Sat., 12-2 at Wichita State [9]      | 9/-       | -  | W   | 70 | 67  |
| Sun., 12-10 SW Missouri [7]          | 7/-       | -  | W   | 65 | 58  |
| Thurs., 12-21 at Texas Christian [8] | 8/-       | -  | W   | 83 | 52  |
| Fri., 12-29 Alcorn State & [8]       | 8/-       | -  | W   | 72 | 53  |
| Sat., 12-30 at Baylor& [8]           | 8/-       | -  | W   | 67 | 47  |
| Tues., 1-2 Dayton [8]                | 8/-       | -  | W   | 70 | 53  |
| Thurs., 1-4 #19 Alabama* (OT) [8]    | 8/19      | -  | L   | 85 | 92  |
| Sat., 1-6 at Miss St.* [8]           | 8/-       | -  | L   | 67 | 77  |
| Tues., 1-9 at Illinois [14]          | 14/-      | -  | L   | 64 | 88  |
| Sun., 1-14 #2 Vanderbilt* [14]       | 14/2      | -  | L   | 60 | 65  |
| Wed., 1-17 at #4 Tennessee* [20]     | 20/4      | -  | L   | 66 | 78  |
| Sun., 1-21 South Carolina* [20]      | 20/-      | -  | W   | 66 | 58  |
| Tues., 1-23 at LSU* [22]             | 22/-      | -  | W   | 73 | 72  |
| Sun., 1-28 at Kentucky* [22]         | 22/-      | -  | L   | 65 | 69  |
| Wed., 1-31 Louisiana State* [24]     | 24/-      | -  | W   | 74 | 65  |
| Sun., 2-4 at #21 Florida*            | -/21      | -  | L   | 57 | 73  |
| Wed., 2-7 #21 Oklahoma St.           | -/21      | -  | W   | 66 | 62  |
| Tues., 2-13 #23 S.F. Austin          | -/23      | -  | W   | 81 | 60  |
| Sat., 2-17 at #21 Ole Miss*          | -/21      | -  | L   | 62 | 73  |
| Tues., 2-20 #17 Auburn* (OT)         | -/17      | -  | W   | 73 | 72  |
| Thurs., 2-22 Oral Roberts            | -/-       | -  | W   | 68 | 45  |
| Sat., 2-24 #2 Georgia*               | -/2       | -  | L   | 54 | 87  |
| Fri., 3-1 #23 Ole Miss+              | -/23      | -  | L   | 73 | 76  |
| Thurs., 3-21 Princeton\$             | -/-       | -  | W   | 83 | 51  |
| Fri., 3-22 Arizona\$                 | -/-       | -  | L   | 77 | 80  |
| Sat., 3-23 Louisiana State\$         | -/-       | -  | L   | 63 | 91  |

[xx] - Arkansas' ranking at time of game

\* - Southeastern Conference Game

# - Pre-Season WNIT, Fayetteville

! - Arkansas Dial Classic V, Fayetteville

& - Dr. Pepper/Lady Bear Hol. Classic, Waco, Texas

+ - SEC Tournament, Chattanooga, Tenn.

\$ - NWIT, Amarillo, Texas





# YEAR BY YEAR RESULTS

1996-97

OVERALL: 18-10

SEC: 5-7 (7TH)

HOME: 12-2; ROAD: 3-7; N: 3-1

| Preseason #18                        | UA/OPP RK | TV | W/L | UA  | OPP |
|--------------------------------------|-----------|----|-----|-----|-----|
| Sat., 11-23 Texas-Arlington [19]     | 19/-      | -  | W   | 64  | 53  |
| Tues., 11-26 at SW Missouri [20]     | 20/-      | -  | W   | 75  | 62  |
| Fri., 11-29 Southern Utah! [20]      | 20/-      | -  | W   | 94  | 61  |
| Sat., 11-30 Sam Houston! [20]        | 20/-      | -  | W   | 76  | 51  |
| Tues., 12-3 at Rice [21]             | 21/-      | -  | L   | 61  | 77  |
| Sat., 12-7 Boise State& [21]         | 21/-      | -  | W   | 73  | 44  |
| Sun., 12-8 Pacific& [21]             | 21/-      | -  | W   | 93  | 59  |
| Wed., 12-18 St. Louis [23]           | 23/-      | -  | W   | 69  | 43  |
| Fri., 12-20 McNeese St. [23]         | 23/-      | -  | W   | 81  | 54  |
| Sun., 12-22 Western Illinois [23]    | 23/-      | -  | W   | 100 | 49  |
| Sun., 12-29 #6 Tennessee* [22]       | 22/6      | -  | W   | 77  | 75  |
| Tues., 12-31 Alcorn State [13]       | 13/-      | -  | W   | 90  | 56  |
| Sun., 1-5 Miss State* [10]           | 10/-      | -  | W   | 84  | 67  |
| Tues., 1-8 at Illinois [10]          | 10/-      | -  | L   | 81  | 100 |
| Sun., 1-12 at #8 Vanderbilt* [10]    | 10/8      | -  | L   | 68  | 77  |
| Sat., 1-18 at South Carolina* [13]   | 13/-      | -  | W   | 82  | 71  |
| Tues., 1-21 at Louisiana State* [13] | 13/-      | -  | L   | 72  | 79  |
| Sat., 1-25 Kentucky* [13]            | 13/-      | -  | W   | 88  | 55  |
| Tues., 1-28 at #20 SFA (OT) [18]     | 18/20     | -  | W   | 85  | 76  |
| Sun., 2-2 #13 Florida* (OT) [18]     | 18/13     | -  | L   | 66  | 79  |
| Thurs., 2-6 at #7 Alabama* [17]      | 17/7      | -  | L   | 61  | 102 |
| Sun., 2-9 at Auburn* [17]            | 17/-      | -  | L   | 77  | 85  |
| Mon., 2-10 Wofford [21]              | 21/-      | -  | W   | 76  | 39  |
| Sun., 2-16 Ole Miss* [21]            | 21/-      | -  | W   | 71  | 62  |
| Wed., 2-19 #13 LSU* [20]             | 20/13     | -  | L   | 66  | 76  |
| Sun., 2-23 at #5 Georgia* [20]       | 20/5      | -  | L   | 63  | 79  |
| Fri., 2-28 Kentucky+ [23]            | 23/-      | -  | W   | 71  | 60  |
| Sat., 3-1 #7 Alabama+                | -/7       | -  | L   | 63  | 85  |

[xx] - Arkansas ranking at time of game

\* - Southeastern Conference Game

! - Arkansas Dial Classic VI, Fayetteville

& - Kona Classic, Kona, Hawaii

+ - SEC Tournament, Chattanooga, Tenn.

1997-98

OVERALL: 22-11

SEC: 7-7 (6TH)

HOME: 10-3; ROAD: 6-5; N: 6-3

| Preseason #18                       | UA/OPP RK | TV | W/L | UA  | OPP |
|-------------------------------------|-----------|----|-----|-----|-----|
| Fri., 11-21 at Providence           | -/-       | -  | W   | 93  | 82  |
| Sun., 11-23 #11 Iowa#               | -/11      | -  | W   | 83  | 57  |
| Wed., 11-26 Wichita State [24]      | 24/-      | -  | W   | 73  | 53  |
| Fri., 11-28 Georgia Southern! [24]  | 24/-      | -  | W   | 104 | 71  |
| Sat., 11-29 Montana! [24]           | 24/-      | -  | W   | 81  | 68  |
| Tues., 12-2 at Oral Roberts [20]    | 20/-      | -  | W   | 82  | 59  |
| Thurs., 12-4 at Louisville [20]     | 20/-      | -  | W   | 69  | 57  |
| Sun., 12-7 SW Missouri [20]         | 20/-      | -  | L   | 67  | 79  |
| Fri., 12-19 Memphis [24]            | 24/-      | -  | W   | 93  | 84  |
| Sun., 12-21 Utah## [24]             | 24/-      | -  | L   | 64  | 73  |
| Sun., 12-28 at Valparaiso (OT) [25] | 25/-      | -  | W   | 77  | 69  |
| Tues., 12-30 Missouri [25]          | 25/-      | -  | W   | 80  | 79  |
| Thurs., 1-1 at #1 Tennessee*        | -/1       | -  | L   | 58  | 88  |
| Tues., 1-6 Louisiana State*         | -/-       | -  | W   | 81  | 66  |
| Sun., 1-11 Alabama* (OT)            | -/-       | -  | W   | 102 | 90  |
| Thurs., 1-15 at Miss. State*        | -/-       | -  | W   | 80  | 73  |
| Thurs., 1-24 at Louisville* (OT)    | -/6       | -  | L   | 80  | 85  |
| Wed., 1-21 at #18 Georgia*          | -/18      | -  | L   | 51  | 81  |
| Sat., 1-24 South Carolina*          | -/-       | -  | W   | 86  | 67  |
| Sun., 1-28 Miss. State*             | -/-       | -  | W   | 89  | 70  |
| Sat., 1-31 at Kentucky*             | -/-       | -  | W   | 79  | 63  |
| Thurs., 2-5 at #10 Florida*         | -/10      | -  | L   | 69  | 80  |
| Sun., 2-8 Auburn*                   | -/-       | -  | W   | 71  | 63  |
| Wed., 2-11 at Louisiana State*      | -/-       | -  | L   | 55  | 77  |
| Sat., 2-14 at Ole Miss*             | -/-       | -  | L   | 50  | 68  |
| Fri., 2-20 Georgia* (OT)            | -/-       | -  | L   | 81  | 86  |
| Thurs., 2-26 Auburn+                | -/-       | -  | W   | 59  | 43  |
| Fri., 2-27 #10 Florida+             | -/10      | -  | L   | 49  | 63  |
| Sat., 3-14 #20 Hawaii\$             | -/20      | -  | W   | 76  | 70  |
| Mon., 3-16 Harvard\$                | -/-       | -  | W   | 82  | 64  |
| Sat., 3-21 Kansas\$\$               | -/-       | -  | W   | 79  | 63  |
| Mon., 3-23 #8 Duke\$\$              | -/8       | -  | W   | 77  | 72  |
| Fri., 3-27 #1 Tennessee\$\$\$       | -/1       | -  | W   | 58  | 86  |

[xx] - Arkansas ranking at time of game

\* - Southeastern Conference Game

+ - SEC Tournament, Columbus, Ga.

# - Reebok Classic, Fleet Center, Boston, Mass.

! - Arkansas Dial Classic VII, Fayetteville

## - DMC Shootout, Fort Worth, Texas

\$ - NCAA West Region 1st & 2nd Round, Palo Alto, Calif.

\$\$ - NCAA West Regional, The New Arena, Oakland, Calif.

\$\$\$ - NCAA Final Four, Kemper Arena, Kansas City, Kan.

1998-99

OVERALL: 20-14

SEC: 5-9 (11TH)

HOME: 15-5; ROAD: 3-7; N: 2-2

| Preseason #18                     | UA/OPP RK | TV | W/L | UA  | OPP |
|-----------------------------------|-----------|----|-----|-----|-----|
| Fri., 11-13 #19 Stanford# [18]    | 18/19     | -  | W   | 76  | 71  |
| Sat., 11-14 #3 Connecticut# [18]  | 18/3      | -  | L   | 64  | 100 |
| Mon., 11-16 Providence [18]       | 18/-      | -  | W   | 110 | 59  |
| Fri., 11-20 South Alabama! [18]   | 18/-      | -  | W   | 95  | 38  |
| Sat., 11-21 Louisville! [18]      | 18/-      | -  | W   | 70  | 61  |
| Tues., 11-24 Baylor [14]          | 14/-      | -  | W   | 75  | 64  |
| Sat., 11-28 Oral Roberts [14]     | 14/-      | -  | W   | 84  | 56  |
| Tues., 12-1 at Memphis [13]       | 13/-      | -  | L   | 58  | 70  |
| Sat., 12-5 at #22 Geo. Wash. [13] | 13/-      | -  | L   | 56  | 74  |
| Tues., 12-8 SW Missouri           | -/-       | -  | L   | 50  | 70  |
| Thurs., 12-17 #2 Tennessee*       | -/2       | -  | L   | 62  | 82  |
| Sat., 12-19 Missouri              | -/-       | -  | W   | 80  | 60  |
| Tues., 12-29 St. Bonaventure&     | -/-       | -  | W   | 97  | 67  |
| Wed., 12-30 at Montana&           | -/-       | -  | W   | 74  | 54  |
| Wed., 1-6 at LSU*                 | -/-       | -  | L   | 51  | 85  |
| Sat., 1-9 #17 Penn State          | -/17      | -  | W   | 82  | 78  |
| Thurs., 1-14 Miss. State*         | -/-       | -  | W   | 85  | 58  |
| Sun., 1-17 at Vanderbilt*         | -/-       | -  | L   | 57  | 73  |
| Thurs., 1-21 #5 Georgia*          | -/5       | -  | L   | 59  | 68  |
| Sun., 1-24 at S. Carolina*        | -/-       | -  | W   | 88  | 80  |
| Thurs., 1-28 at Miss. State*      | -/-       | -  | W   | 60  | 81  |
| Sun., 1-31 Kentucky* (OT)         | -/-       | -  | W   | 74  | 69  |
| Thurs., 2-4 Florida*              | -/-       | -  | L   | 77  | 87  |
| Sun., 2-7 at #19 Auburn*          | -/19      | -  | L   | 46  | 66  |
| Thurs., 2-11 #20 LSU*             | -/20      | -  | W   | 86  | 61  |
| Sun., 2-14 Ole Miss*              | -/-       | -  | L   | 73  | 80  |
| Thurs., 2-18 at #25 Alabama*      | -/25      | -  | W   | 77  | 73  |
| Sun., 2-21 at #14 Georgia*        | -/14      | -  | L   | 82  | 98  |
| Thurs., 2-24 Miss. State+         | -/-       | -  | L   | 70  | 79  |
| Fri., 3-12 Northwestern St.\$     | -/-       | -  | W   | 78  | 60  |
| Sun., 3-14 Oklahoma\$ (OT)        | -/-       | -  | W   | 97  | 93  |
| Wed., 3-17 Rice\$\$               | -/-       | -  | W   | 76  | 70  |
| Sat., 3-20 Drake\$\$\$            | -/-       | -  | W   | 80  | 56  |
| Tues., 3-23 Wisconsin\$\$\$\$     | -/-       | -  | W   | 67  | 64  |

[xx] - Arkansas' ranking at time of game

\* - Southeastern Conference Game

+ - SEC Tournament, Chattanooga, Tenn.

# - Four in the Fall, San Jose Arena, San Jose, Calif.

! - Arkansas Classic, Fayetteville

& - Lady Griz Holiday Classic, Missoula, Mt.

\$ - WNIT 1st & 2nd Round, Fayetteville

\$\$ - WNIT Quarterfinals, Fayetteville

\$\$\$ - WNIT Semifinals, Fayetteville

\$\$\$\$ - WNIT Championship, Fayetteville



# YEAR BY YEAR RESULTS

1999-2000

OVERALL: 17-15

SEC: 4-10 (10TH)

HOME: 12-5; ROAD: 4-8; N: 1-2

|                                 | UA/OPP RK | TV | W/L | UA  | OPP |
|---------------------------------|-----------|----|-----|-----|-----|
| Sat., 11-20 La.-Monroe          | -/-       | -  | W   | 85  | 48  |
| Mon., 11-22 at Missouri         | -/-       | -  | W   | 83  | 76  |
| Fri., 11-26 UNC-Wilmington#     | -/-       | -  | W   | 88  | 77  |
| Sat., 11-27 at Princeton#       | -/-       | -  | W   | 87  | 45  |
| Tues., 11-30 #24 Boston College | -/24      | -  | W   | 79  | 68  |
| Fri., 12-3 at Baylor            | -/-       | -  | W   | 80  | 69  |
| Wed., 12-8 SW Missouri          | -/-       | -  | W   | 64  | 58  |
| Fri., 12-17 North Texas         | -/-       | -  | W   | 102 | 69  |
| Sun., 12-19 Memphis!            | -/-       | -  | L   | 82  | 88  |
| Tues., 12-21 at New Mexico      | -/-       | -  | L   | 66  | 71  |
| Thurs., 12-30 at Tulsa          | -/-       | -  | W   | 80  | 62  |
| Mon., 1-3 George Washington     | -/-       | -  | L   | 71  | 83  |
| Mon., 1-10 at #2 Tennessee*     | -/2       | -  | L   | 69  | 79  |
| Thurs., 1-13#17 LSU*            | -/17      | -  | L   | 69  | 82  |
| Sun., 1-16 at Kentucky*         | -/-       | -  | L   | 60  | 68  |
| Thurs., 1-20at #22 Miss. St.*   | -/22      | -  | L   | 56  | 69  |
| Sun., 1-23 Vanderbilt*          | -/-       | -  | W   | 61  | 52  |
| Thurs., 1-27S. Carolina*        | -/-       | -  | W   | 87  | 79  |
| Sun., 1-30 Iowa                 | -/-       | -  | W   | 72  | 65  |
| Thurs., 2-3 Alabama*            | -/-       | -  | W   | 66  | 62  |
| Sun., 2-6 Kentucky*             | -/-       | -  | W   | 83  | 70  |
| Thurs., 2-10at Florida*         | -/-       | -  | L   | 73  | 87  |
| Sat., 2-12 at #7 LSU*           | -/7       | -  | L   | 51  | 68  |
| Thurs., 2-17at #13 Auburn*      | -/13      | -  | L   | 56  | 73  |
| Sun., 2-20 Georgia*             | -/-       | -  | L   | 69  | 72  |
| Thurs., 2-24#13 Auburn*         | -/13      | -  | L   | 58  | 71  |
| Sun., 2-27 at Ole Miss*         | -/-       | -  | L   | 63  | 78  |
| Thurs., 3-2 Florida+            | -/-       | -  | L   | 86  | 96  |
| We, 3-15 Wichita State\$        | -/-       | -  | W   | 83  | 63  |
| Sat., 3-18 Missouri\$ (OT)      | -/-       | -  | W   | 89  | 88  |
| Tues., 3-21 Georgia Tech\$\$    | -/-       | -  | W   | 78  | 67  |
| Sat., 3-25 Florida\$\$\$        | -/-       | -  | L   | 62  | 83  |

\* - Southeastern Conference Game

+ - SEC Tournament, Chattanooga, Tenn.

# - Princeton Holiday Classic, Princeton, NJ

! - ALLTEL Arena, North Little Rock, Ark.

\$ - WNIT 1st & 2nd Round, Fayetteville

\$\$ - WNIT Quarterfinals, Fayetteville

\$\$\$ - WNIT Semifinals, Fayetteville

2000-01

OVERALL: 20-13

SEC: 6-8 (6TH)

HOME: 9-3; ROAD: 5-8; N: 6-2

|                               | UA/OPP RK | TV | W/L | UA  | OPP |
|-------------------------------|-----------|----|-----|-----|-----|
| Sat., 11-18 at Memphis        | -/-       | -  | L   | 58  | 66  |
| Mon., 11-20 at Missouri       | -/-       | -  | L   | 67  | 79  |
| Fri., 11-24 Michigan#         | -/-       | -  | W   | 78  | 67  |
| Sat., 11-25 #22 NC State#     | -/22      | -  | L   | 46  | 48  |
| Sun., 11-26 @Hawaii!          | -/-       | -  | W   | 76  | 73  |
| Fri., 12-1 Oklahoma St. &     | -/-       | -  | W   | 69  | 61  |
| Mon., 12-4 Brigham Young      | -/-       | -  | W   | 93  | 73  |
| Thurs., 12-7at Dayton         | -/-       | -  | W   | 80  | 77  |
| Sun., 12-10 Southeastern La.  | -/-       | -  | W   | 97  | 40  |
| Thurs., 12-21 Harvard!        | -/-       | -  | W   | 87  | 48  |
| Sat., 12-30 TCU               | -/-       | -  | W   | 81  | 65  |
| Tu., 1-2 at S. Carolina*      | -/-       | -  | L   | 49  | 66  |
| Fri., 1-5 Tulsa               | -/-       | -  | W   | 101 | 60  |
| Sun., 1-7 #2 Tennessee*       | -/2       | -  | L   | 61  | 76  |
| Thurs., 1-11at #9 LSU*        | -/9       | -  | L   | 54  | 61  |
| Sun., 1-14 Kentucky*          | -/-       | -  | W   | 69  | 50  |
| Thurs., 1-18#21 Miss State*   | -/21      | -  | W   | 72  | 45  |
| Sun., 1-21 at #15 Vanderbilt* | -/15      | -  | W   | 68  | 64  |
| Wed., 1-24 at La.-Monroe      | -/-       | -  | W   | 86  | 70  |
| Sun., 1-28 Auburn*            | -/-       | -  | W   | 77  | 68  |
| Thurs., 2-1 at Alabama*       | -/-       | -  | L   | 69  | 74  |
| Sun., 2-4 at Kentucky*        | -/-       | -  | W   | 84  | 78  |
| Thurs., 2-8 #6 Florida*       | -/6       | -  | L   | 64  | 75  |
| Sun., 2-11 #14 LSU*           | -/14      | -  | L   | 58  | 62  |
| Thurs., 2-15Howard            | -/-       | -  | W   | 98  | 69  |
| Sun., 2-18 at #5 Georgia*     | -/5       | -  | L   | 60  | 81  |
| Thurs., 2-22at Auburn*        | -/-       | -  | L   | 60  | 68  |
| Sat., 2-24 Ole Miss*          | -/-       | -  | W   | 82  | 64  |
| Thurs., 3-1 Miss State+       | -/-       | -  | W   | 94  | 76  |
| Fri., 3-2 #10 Florida+        | -/10      | -  | W   | 78  | 69  |
| Sat., 3-3 #6 Georgia+         | -/6       | -  | L   | 44  | 63  |
| Sat., 3-17 #24 Baylor\$       | -/24      | -  | W   | 68  | 59  |
| Mon., 3-19 at #5 Duke\$\$     | -/5       | -  | L   | 54  | 75  |

\* - Southeastern Conference Game

+ - SEC Tournament, Memphis, Tenn.

# - Rainbow Wahine, Honolulu, Hawai'i

& -- The Myriad, Oklahoma City, Okla.

! - ALLTEL Arena, North Little Rock, Ark.

\$ - NCAA First Round, Durham, N.C.

\$\$ - NCAA Second Round, Durham, N.C.

2001-02

OVERALL: 20-12

SEC: 7-7 (7TH)

HOME: 12-2; ROAD: 4-9; N: 4-1

|                                    | UA/OPP RK | TV | W/L | UA | OPP |
|------------------------------------|-----------|----|-----|----|-----|
| Sat., 11-17 La.-Monroe             | -/-       | -  | W   | 99 | 47  |
| Tues., 11-20 at Boston College     | -/-       | -  | W   | 76 | 60  |
| Fri., 11-23 at SW Missouri         | -/-       | -  | L   | 48 | 64  |
| Sun., 11-25 Texas-Arlington!       | -/-       | -  | W   | 79 | 48  |
| Sun., 12-2 Memphis                 | -/-       | -  | W   | 85 | 48  |
| Wed., 12-5 at Tulsa                | -/-       | -  | W   | 55 | 52  |
| Fri., 12-7 Northern Iowa           | -/-       | -  | L   | 63 | 66  |
| Sun., 12-9 Western Mich. (OT)      | -/-       | -  | W   | 73 | 69  |
| Wed., 12-19Oklahoma St.            | -/-       | -  | W   | 81 | 78  |
| Fri., 12-21 Dayton                 | -/-       | -  | W   | 73 | 55  |
| Sat., 12-29 at TCU                 | -/-       | -  | L   | 58 | 60  |
| Wed., 1-2 at Brigham Young         | -/-       | -  | W   | 85 | 57  |
| Sun., 1-6 at Ole Miss*             | -/-       | -  | L   | 46 | 81  |
| Thurs., 1-10Alabama*               | -/-       | -  | L   | 70 | 84  |
| Sun., 1-13 at #9 S. Carolina*      | -/9       | -  | L   | 66 | 91  |
| Thurs., 1-17Kentucky*              | -/-       | -  | W   | 76 | 64  |
| Sun., 1-20 at LSU*                 | -/-       | -  | L   | 55 | 65  |
| Thurs., 1-24at Miss. State* (OT)   | -/-       | -  | L   | 82 | 85  |
| Sun., 1-27 #7 South Carolina*      | -/7       | -  | W   | 74 | 46  |
| Thurs., 1-31#8 Vanderbilt*         | -/8       | -  | W   | 67 | 57  |
| Sun., 2-3 at Alabama*              | -/-       | -  | W   | 72 | 70  |
| Thurs., 2-7 at #3 Tennessee*       | -/3       | -  | L   | 65 | 93  |
| Sun., 2-10 LSU*                    | -/-       | -  | W   | 80 | 71  |
| Wed., 2-13 Miss. Valley State      | -/-       | -  | W   | 83 | 37  |
| Sun., 2-17 Auburn*                 | -/-       | -  | W   | 88 | 65  |
| Thurs., 2-21at #16 Florida*        | -/16      | -  | L   | 58 | 64  |
| Sun., 2-24 #23 Georgia*            | -/23      | -  | W   | 66 | 45  |
| Thurs., 2-28Ole Miss+              | -/-       | -  | W   | 78 | 60  |
| Fri., 3-1 #12 South Carolina+      | -/12      | -  | W   | 79 | 61  |
| Sat., 3-2 #6 Vanderbilt+           | -/6       | -  | L   | 78 | 81  |
| Sat., 3-15 Clemson\$               | -/-       | -  | W   | 78 | 68  |
| Mon., 3-17 at #11 Kansas State\$\$ | -/11      | -  | L   | 68 | 82  |

\* - SEC Game

+ - SEC Tournament, Nashville, Tenn.

! - ALLTEL Arena, North Little Rock, Ark.

\$ - NCAA First Round, Manhattan, Kan.

\$\$ - NCAA Second Round, Manhattan, Kan.





# YEAR BY YEAR RESULTS

2002-03

OVERALL: 22-11

SEC: 7-7 (7TH)

HOME: 12-2; ROAD: 5-6; N: 5-3

|                                     | UA/OPP RK | TV | W/L | UA | OPP |
|-------------------------------------|-----------|----|-----|----|-----|
| Sat., 11-23 Stephen F. Austin [17]  | 17/-      | -  | W   | 78 | 54  |
| Mon., 11-25 Texas Christian [17]    | 17/-      | -  | W   | 76 | 66  |
| Thurs., 11-28 Old Dominion# [17]    | 17/-      | -  | W   | 54 | 49  |
| Fri., 11-29 Hampton# [17]           | 17/-      | -  | W   | 78 | 41  |
| Sat., 11-30 #1 Duke# (OT) [17]      | 17/1      | -  | L   | 72 | 74  |
| Fri., 12-6 Northwestern St& [13]    | 13/-      | -  | W   | 79 | 60  |
| Sat., 12-7 at Rice& [13]            | 13/-      | -  | W   | 63 | 50  |
| Mon., 12-9 Tulsa [13]               | 13/-      | -  | W   | 66 | 49  |
| Thurs., 12-19 SW Missouri St. [10]  | 10/-      | -  | W   | 64 | 46  |
| Sat., 12-28 Western Kentucky [10]   | 10/-      | -  | W   | 71 | 61  |
| Mon., 12-30 Loyola Marymount [9]    | 9/-       | -  | W   | 87 | 52  |
| Thurs., 1-2 at Oklahoma St. [9]     | 9/-       | -  | L   | 58 | 60  |
| Sun., 1-5 Montana St. [11]          | 11/-      | -  | W   | 85 | 37  |
| Mon., 1-6 La-Lafayette! [11]        | 11/-      | -  | W   | 75 | 57  |
| Thurs., 1-9 at Memphis [11]         | 11/-      | -  | W   | 78 | 64  |
| Sun., 1-12 #13 S. Carolina* [11]    | 11/13     | -  | W   | 67 | 58  |
| Thurs., 1-16 Florida* [10]          | 10/-      | -  | W   | 84 | 45  |
| Sun., 1-19 #2 LSU* [10]             | 10/2      | -  | W   | 82 | 72  |
| Thurs., 1-23at #18 Vanderbilt* [8]  | 8/18      | -  | L   | 59 | 76  |
| Sun., 1-26 at Auburn* [8]           | 8/-       | -  | L   | 36 | 64  |
| Thurs., 1-30#4 Tennessee* [12]      | 12/4      | -  | L   | 79 | 92  |
| Sun., 2-2 at Alabama* [12]          | 12/-      | -  | W   | 59 | 58  |
| Sun., 2-9 Ole Miss* [14]            | 14/-      | -  | W   | 62 | 60  |
| Thurs., 2-13at Kentucky* [13]       | 13/-      | -  | W   | 70 | 60  |
| Sun., 2-16 at #15 S. Carolina* [13] | 13/15     | -  | L   | 59 | 83  |
| Thurs., 2-20#16 Miss. State* [15]   | 15/16     | -  | L   | 59 | 72  |
| Sun., 2-23 at #13 Georgia* [15]     | 15/13     | -  | L   | 60 | 69  |
| Thurs., 2-27at #4 LSU* [21]         | 21/4      | -  | L   | 57 | 70  |
| Sun., 3-2 Alabama* [21]             | 21/-      | -  | W   | 68 | 57  |
| Thurs., 3-6 Alabama+ [23]           | 23/-      | -  | W   | 53 | 48  |
| Fri., 3-7 #6 LSU+ [23]              | 23/6      | -  | L   | 72 | 78  |
| Sun., 3-23 at Cincinnati\$ [24]     | 24/-      | -  | W   | 71 | 57  |
| Tues., 3-25 #5 Texas\$\$ [24]       | 24/5      | -  | L   | 50 | 67  |

[xx] - Arkansas ranking at time of game

\* - SEC Game

+ - SEC Tourn., North Little Rock, Ark.

# - Paradise Jam, U.S. Virgin Islands

& - Gene Hackerman Inv., Houston, Texas

! - ALLTEL Arena, NLR, Ark.

\$ - NCAA First Round, Cincinnati, Ohio

\$\$ - NCAA Second Round, Cincinnati, Ohio

2003-04

OVERALL: 16-12

SEC: 5-9 (9TH)

HOME: 7-4; ROAD: 7-7; N: 2-1

|                                   | UA/OPP RK | TV | W/L | UA | OPP |
|-----------------------------------|-----------|----|-----|----|-----|
| Fri., 11-21 at Wichita State      | -/-       | -  | W   | 81 | 72  |
| Mon., 11-24 Rice                  | -/-       | -  | W   | 65 | 46  |
| Fri., 11-28 Oregon State#         | -/-       | -  | W   | 58 | 50  |
| Sat., 11-29 at Loyola Marymount#  | -/-       | -  | L   | 58 | 64  |
| Wed., 12-3 at Western Kentucky    | -/-       | -  | W   | 67 | 65  |
| Sat., 12-6 at #21 TCU (OT)        | -/21      | -  | L   | 62 | 67  |
| Tues., 12-9 at Tulsa              | -/-       | -  | W   | 64 | 43  |
| Thurs., 12-18 Northwestern State! | -/-       | -  | W   | 78 | 64  |
| Sat., 12-20 at Indiana            | -/-       | -  | W   | 78 | 70  |
| Sun., 12-28 at Stephen F. Austin  | -/-       | -  | W   | 79 | 61  |
| Tues., 12-30 McNeese State        | -/-       | -  | W   | 72 | 52  |
| Fri., 1-2 Memphis                 | -/-       | -  | W   | 79 | 75  |
| Sun., 1-4 Oklahoma State          | -/-       | -  | W   | 75 | 55  |
| Thurs., 1-8 at #5 Tennessee*      | -/5       | -  | L   | 44 | 83  |
| Sun., 1-11 Ole Miss*              | -/-       | -  | W   | 67 | 61  |
| Sun., 1-18 at South Carolina*     | -/-       | -  | W   | 66 | 52  |
| Thurs., 1-22#12 LSU*              | -/12      | -  | L   | 65 | 73  |
| Sun., 1-25 #22 Auburn*            | -/22      | -  | L   | 44 | 71  |
| Thurs., 1-29#24 Vanderbilt*       | -/24      | -  | L   | 69 | 74  |
| Sun., 2-1 at Miss. State*         | -/-       | -  | L   | 55 | 57  |
| Sun., 2-8 #16 Georgia*            | -/16      | -  | W   | 71 | 63  |
| Thurs., 2-12at #16 LSU*           | -/16      | -  | L   | 65 | 92  |
| Sun., 2-15 at Alabama*            | -/-       | -  | L   | 65 | 68  |
| Thurs., 2-19Kentucky*             | -/-       | -  | W   | 69 | 58  |
| Sun., 2-22 at Florida*            | -/-       | -  | W   | 82 | 68  |
| Thurs., 2-26#2 Tennessee*         | -/2       | -  | L   | 71 | 93  |
| Sun., 2-29 at Ole Miss*           | -/-       | -  | L   | 73 | 84  |
| Thurs., 3-4 Miss State+           | -/-       | -  | L   | 74 | 79  |

\* - Southeastern Conference Game

+ - SEC Tournament, Nashville, Tenn.

# -- LMU Thanksgiving Classic, Los Angeles, Calif.

! -- Summit Arena, Hot Springs, Ark.

2004-05

OVERALL: 17-14

SEC: 3-11 (11TH)

HOME: 10-4; ROAD: 3-8; N: 4-2

|                                  | UA/OPP RK | TV | W/L | UA | OPP |
|----------------------------------|-----------|----|-----|----|-----|
| Fri., 11-19 Alabama State        | -/-       | -  | W   | 74 | 49  |
| Sun., 11-21 Centenary            | -/-       | -  | W   | 86 | 52  |
| Thurs., 11-25 #15 Purdue#        | -/15      | -  | L   | 51 | 55  |
| Fri., 11-26 Idaho St#            | -/-       | -  | W   | 69 | 59  |
| Sun., 11-28 Western Kentucky     | -/-       | -  | W   | 83 | 79  |
| Wed., 12-1 Indiana               | -/-       | -  | W   | 53 | 50  |
| Fri., 12-3 Wichita State         | -/-       | -  | W   | 78 | 55  |
| Tues., 12-7 at Memphis           | -/-       | -  | W   | 59 | 53  |
| Thurs., 12-16 La.-Lafayette!     | -/-       | -  | W   | 82 | 68  |
| Tues., 12-21 Oregon              | -/-       | -  | W   | 65 | 62  |
| Thurs., 12-30 at #16 Georgia*    | -/16      | -  | L   | 57 | 78  |
| Sun., 1-2 at Cincinnati          | -/-       | -  | W   | 66 | 54  |
| Thurs., 1-6 Florida*             | -/-       | -  | L   | 56 | 68  |
| Sun., 1-9 at Mississippi*        | -/-       | -  | L   | 73 | 85  |
| Thurs., 1-13at #8 Tennessee*     | -/8       | -  | L   | 54 | 72  |
| Sun., 1-16 Miss State*           | -/-       | -  | W   | 83 | 71  |
| Thurs., 1-20at #2 LSU*           | -/2       | -  | L   | 45 | 91  |
| Sun., 1-23 S. Carolina*          | -/-       | -  | W   | 61 | 49  |
| Tues., 1-25 at UM-Kansas City    | -/-       | -  | W   | 69 | 46  |
| Sun., 1-30 Mississippi*          | -/-       | -  | L   | 52 | 75  |
| Thurs., 2-3 at Auburn*           | -/-       | -  | L   | 51 | 62  |
| Thurs., 2-10Alabama*             | -/-       | -  | W   | 83 | 68  |
| Sun., 2-13 Georgia Tech&         | -/-       | -  | W   | 71 | 59  |
| Thurs., 2-17at #22 Vanderbilt*   | -/22      | -  | L   | 43 | 78  |
| Sun., 2-20 #6 Tennessee*         | -/6       | -  | L   | 71 | 84  |
| Thurs., 2-24#1 LSU*              | -/1       | -  | L   | 64 | 90  |
| Sun., 2-27 at Kentucky*          | -/-       | -  | L   | 67 | 73  |
| Thurs., 3-3 Miss St.+            | -/-       | -  | W   | 80 | 73  |
| Fri., 3-4 Vanderbilt+            | -/-       | -  | L   | 60 | 79  |
| Fri., 3-18 UNLV\$                | -/-       | -  | W   | 61 | 48  |
| Mon., 3-21 at Arkansas State\$\$ | -/-       | -  | L   | 84 | 98  |

\* - Southeastern Conference Game

+ - SEC Tournament, Nashville, Tenn.


# -- Flint Hills Resources Islander Classic, Corpus Christi, Texas

! -- ALLTEL Arena, N. Little Rock, Ark.

& -- Russell Athletics Shootout, Duluth, Ga.

\$ -- WNIT First Round, Fayetteville, Ark.

\$\$ -- WNIT Second Round, Jonesboro, Ark.



# YEAR BY YEAR RESULTS

2005-06

OVERALL: 13-15

SEC: 5-9 T8TH

HOME: 9-4; ROAD: 2-10; N: 2-1

|                                    | UA/OPP RK | TV | W/L | UA | OPP |
|------------------------------------|-----------|----|-----|----|-----|
| Fri., 11-18 at SMU                 | -/-       | -  | W   | 73 | 63  |
| Mon., 11-21 Memphis                | -/-       | -  | W   | 99 | 53  |
| Fri., 11-25 at Oregon              | -/-       | -  | L   | 59 | 70  |
| Sat., 11-26 at Portland St.        | -/-       | -  | L   | 65 | 67  |
| Tues., 11-29 Grambling             | -/-       | -  | W   | 88 | 69  |
| Thurs., 12-1 Tulsa                 | -/-       | -  | L   | 64 | 66  |
| Sun., 12-4 UMKC                    | -/-       | -  | W   | 84 | 57  |
| Tues., 12-6 at Western Kentucky    | -/-       | -  | L   | 73 | 89  |
| Thurs., 12-15 Nicholls State!      | -/-       | -  | W   | 75 | 40  |
| Sun., 12-18 Texas-Pan American     | -/-       | -  | W   | 74 | 44  |
| Wed., 12-21 New Orleans            | -/-       | -  | W   | 84 | 46  |
| Thurs., 12-29 Coppin St. #         | -/-       | -  | W   | 49 | 33  |
| Fri., 12-30 at Fla. International# | -/-       | -  | L   | 54 | 58  |
| Thurs., 1-5 at Miss. State*        | -/-       | -  | W   | 66 | 45  |
| Sun., 1-8 #20 Vanderbilt* (OT)     | -/20      | -  | W   | 52 | 51  |
| Thurs., 1-12 Auburn*               | -/-       | -  | W   | 64 | 60  |
| Sun., 1-15 at Alabama*             | -/-       | -  | L   | 73 | 75  |
| Sun., 1-22 Miss. State*            | -/-       | -  | W   | 60 | 58  |
| Thurs., 1-26 #24 Florida*          | -/24      | -  | W   | 69 | 63  |
| Sun., 1-29 at S. Carolina*         | -/-       | -  | L   | 52 | 61  |
| Thurs., 2-2 #3 LSU*                | -/3       | -  | L   | 59 | 93  |
| Sun., 2-5 at #5 Tennessee*         | -/5       | -  | L   | 37 | 77  |
| Thurs., 2-9 at #22 Vanderbilt*     | -/22      | -  | L   | 59 | 64  |
| Sun., 2-12 Kentucky*               | -/-       | -  | L   | 50 | 79  |
| Sun., 2-19 at #2 LSU*              | -/2       | -  | L   | 42 | 64  |
| Thurs., 2-23 #13 Georgia*          | -/13      | -  | L   | 80 | 86  |
| Sun., 2-26 at Ole Miss*            | -/-       | -  | L   | 78 | 85  |
| Thurs., 3-2 Ole Miss +             | -/-       | -  | L   | 64 | 94  |

\* - Southeastern Conference Game

+ - SEC Tournament, N. Little Rock, Ark.

# -- FIU Sun & Fun Classic, Miami, Fla.

! -- Summit Arena, Hot Springs, Ark.

2006-07

OVERALL: 18-13

SEC: 3-11 10TH

HOME: 7-6; ROAD: 9-5; N: 2-2

|                                     | UA/OPP RK | TV  | W/L | UA | OPP |
|-------------------------------------|-----------|-----|-----|----|-----|
| Fri., 11-10 at Clemson              | -/-       | -   | W   | 75 | 69  |
| Mon., 11-13 Louisiana-Monroe        | -/-       | -   | W   | 62 | 54  |
| Fri., 11-17 at Lipscomb             | -/-       | -   | W   | 77 | 39  |
| Sat., 11-18 at Austin Peay          | -/-       | -   | W   | 58 | 46  |
| Mon., 11-20 Wichita State           | -/-       | -   | W   | 80 | 70  |
| Fri., 11-24 Denver#                 | -/-       | -   | W   | 84 | 58  |
| Sat., 11-25 at Hawai'i#             | -/-       | -   | W   | 70 | 56  |
| Sun., 11-26 #2 North Carolina#      | -/2       | -   | L   | 69 | 94  |
| Fri., 12-1 Portland State           | -/-       | -   | W   | 97 | 62  |
| Sun., 12-3 Texas Southern           | -/-       | -   | W   | 90 | 50  |
| Wed., 12-13 SMU [25]                | 25/-      | -   | W   | 70 | 58  |
| Sat., 12-16 at Tulsa [25]           | 25/-      | -   | W   | 78 | 67  |
| Mon., 12-18 at Memphis [24]         | 24/-      | -   | W   | 70 | 54  |
| Wed., 12-20 Stephen F. Austin! [24] | 24/-      | -   | W   | 75 | 54  |
| Thurs., 12-28 Cincinnati [23]       | 23/-      | -   | W   | 94 | 82  |
| Sat., 12-30 at St. Louis [23]       | 23/-      | -   | W   | 66 | 59  |
| Thurs., 1-4 at #11 Vanderbilt* [20] | 20/11     | -   | L   | 61 | 98  |
| Sun., 1-7 Miss State* [20]          | 20/-      | -   | L   | 73 | 81  |
| Sun., 1-14 at Auburn* [25]          | 25/-      | -   | W   | 65 | 62  |
| Thurs., 1-18 Alabama* [RV]          | RV/-      | -   | W   | 71 | 63  |
| Sun., 1-21 at Florida*              | -/-       | -   | W   | 67 | 57  |
| Thurs., 1-25 at #8 LSU*             | -/8       | -   | L   | 53 | 70  |
| Sun., 1-28 #15 Vanderbilt           | -/15      | -   | L   | 34 | 61  |
| Thurs., 2-1 at Miss State*          | -/-       | -   | L   | 75 | 80  |
| Sun., 2-4 Ole Miss* (2 OT)          | -/-       | -   | L   | 87 | 90  |
| Thurs., 2-8 S. Carolina* [FSN]      | -/-       | FSN | L   | 69 | 74  |
| Thurs., 2-15 #7 LSU*                | -/7       | -   | L   | 65 | 86  |
| Sun., 2-18 at Kentucky* [FSN]       | -/-       | FSN | L   | 60 | 87  |
| Thurs., 2-22 #2 Tennessee* (OT)     | -/2       | -   | L   | 68 | 75  |
| Sun., 2-25 at #11 Georgia*          | -         | -   | L   | 51 | 69  |
| Thurs., 3-1 Kentucky+               | -/-       | -   | L   | 57 | 72  |

\* - Southeastern Conference Game

+ - SEC Tournament, Duluth, Ga.

# -- Hawaiian Airlines Rainbow Wahine, Honolulu, Hawai'i

! -- Summit Arena, Hot Springs, Ark.

2007-08

OVERALL: 17-13

SEC: 2-12 (H: 1-6; R: 1-6)

HOME: 10-6; ROAD: 2-6; N: 5-1

|                                   | UA/OPP RK | TV | W/L | UA | OPP |
|-----------------------------------|-----------|----|-----|----|-----|
| Sun., 11-11 Lipscomb              | -/-       | -  | W   | 87 | 60  |
| Wed., 11-14 Jackson State         | -/-       | -  | W   | 72 | 49  |
| Sat., 11-17 Austin Peay           | -/-       | -  | W   | 61 | 48  |
| Tues., 11-20 Tulsa                | -/-       | -  | W   | 69 | 52  |
| Fri., 11-23 Georgia Southern#     | -/-       | -  | W   | 77 | 51  |
| Sat., 11-24 New Orleans#          | -/-       | -  | W   | 65 | 44  |
| Wed., 11-28 at Missouri           | -/-       | -  | W   | 66 | 53  |
| Sun., 12-2 Clemson                | -/-       | -  | W   | 79 | 63  |
| Tues., 12-4 Sam Houston State     | -/-       | -  | W   | 89 | 62  |
| Thurs., 12-13 Northwestern State! | -/-       | -  | W   | 59 | 43  |
| Sat., 12-15 St. Louis             | -/-       | -  | W   | 74 | 59  |
| Tues., 12-18 Memphis              | -/-       | -  | W   | 91 | 66  |
| Fri., 12-29 Delaware&             | -/-       | -  | W   | 62 | 49  |
| Sat., 12-30 Marquette&            | -/-       | -  | W   | 71 | 69  |
| Sa., 1-5 Texas Tech [25]          | 25/-      | -  | W   | 80 | 57  |
| Thurs., 1-10 #11 LSU* [20]        | 20/11     | -  | L   | 54 | 76  |
| Sun., 1-13 at Ole Miss* [20]      | 20/-      | -  | L   | 55 | 63  |
| Thurs., 1-17 at Alabama*          | -/-       | -  | W   | 63 | 49  |
| Sun., 1-20 Florida*               | -/-       | -  | L   | 74 | 92  |
| Thurs., 1-24 at #2 Tennessee*     | -/2       | -  | L   | 55 | 98  |
| Sun., 1-27 Miss State*            | -/-       | -  | W   | 56 | 42  |
| Sun., 2-3 at S. Carolina*         | -/-       | -  | L   | 50 | 59  |
| Thurs., 2-7 #24 Georgia*          | -/24      | -  | L   | 58 | 72  |
| Sun., 2-10 Auburn*                | -/-       | -  | L   | 68 | 73  |
| Sun., 2-17 at Florida*            | -/-       | -  | L   | 73 | 75  |
| Thurs., 2-21 #25 Vanderbilt*      | -/25      | -  | L   | 50 | 63  |
| Sun., 2-24 Kentucky*              | -/-       | -  | L   | 56 | 59  |
| Thurs., 2-28 at #6 LSU*           | -/6       | -  | L   | 46 | 83  |
| Sun., 3-2 at Auburn*              | -/-       | -  | L   | 57 | 74  |
| Thurs., 3-6 Auburn+               | -/-       | -  | L   | 51 | 73  |

[xx] - Arkansas' ranking at time of game

\* - Southeastern Conference Game

+ - SEC Tournament, Nashville, Tenn.

# - UTSA Thanksgiving Classic, San Antonio, Texas

& - Dartmouth Tournament, Hanover, N.H.

! -- Summit Arena, Hot Springs, Ark.





# YEAR BY YEAR RESULTS

2008-09

OVERALL: 18-14

SEC: 6-8 (H: 3-4; R: 3-4)

HOME: 12-5; ROAD: 4-7; N: 2-2

|                                      | UA/OPP | RK | TV | W/L | UA | OPP |
|--------------------------------------|--------|----|----|-----|----|-----|
| Sat., 11-15 La-Monroe                | -/-    | -  | W  | 77  | 38 |     |
| Wed., 11-19 High Point               | -/-    | -  | W  | 63  | 46 |     |
| Fri., 11-21 SMU                      | -/-    | -  | W  | 78  | 69 |     |
| Sun., 11-23 Northwestern             | -/-    | -  | W  | 60  | 44 |     |
| Fri., 11-28 Oregon State#            | -/-    | -  | L  | 56  | 69 |     |
| Sat., 11-29 Pacific#                 | -/-    | -  | W  | 78  | 61 |     |
| Wed., 12-3 at Memphis                | -/-    | -  | W  | 76  | 69 |     |
| Sat., 12-5 Miss. Valley State&       | -/-    | -  | W  | 79  | 46 |     |
| Sun., 12-6 Kansas State&             | -/-    | -  | L  | 56  | 65 |     |
| Tues., 12-9 North Dakota             | -/-    | -  | W  | 85  | 73 |     |
| Thurs., 12-18 Dartmouth              | -/-    | -  | W  | 66  | 57 |     |
| Sun., 12-21 Missouri                 | -/-    | -  | L  | 55  | 56 |     |
| Mon., 12-29 Western Illinois         | -/-    | -  | W  | 70  | 53 |     |
| Wed., 12-31 Stetson                  | -/-    | -  | W  | 85  | 44 |     |
| Sat., 1-3 at Texas Tech              | -/-    | -  | L  | 60  | 75 |     |
| Thurs., 1-8 LSU*                     | -/-    | -  | L  | 42  | 62 |     |
| Sun., 1-11 at Kentucky*              | -/-    | -  | L  | 63  | 72 |     |
| Sun., 1-18 #6 Auburn*                | -/6    | -  | L  | 61  | 70 |     |
| Thurs., 1-22 #10 Tennessee*          | -/10   | -  | L  | 67  | 76 |     |
| Sun., 1-25 at Miss State*            | -/-    | -  | W  | 65  | 62 |     |
| Thurs., 1-29 at #20 Vanderbilt* (OT) | -/20   | -  | L  | 61  | 72 |     |
| Sun., 2-1 #12 Florida*               | -/12   | -  | L  | 78  | 94 |     |
| Thurs., 2-5 at LSU*                  | -/-    | -  | L  | 53  | 68 |     |
| Sun., 2-8 at Georgia*                | -/-    | -  | W  | 77  | 64 |     |
| Thurs., 2-12 S. Carolina*            | -/-    | -  | W  | 58  | 54 |     |
| Sun., 2-15 Ole Miss*                 | -/-    | -  | W  | 70  | 59 |     |
| Thurs., 2-19 at #15 Florida*         | -/15   | -  | W  | 83  | 74 |     |
| Sun., 2-22 Alabama*                  | -/-    | -  | W  | 74  | 69 |     |
| Sun., 3-1 at #3 Auburn*              | -/3    | -  | L  | 57  | 94 |     |
| Thurs., 3-5 Ole Miss+                | -/-    | -  | L  | 60  | 65 |     |
| Mo, 3-23 Okla. State! (OT)           | -/-    | -  | W  | 61  | 60 |     |
| Thurs., 3-36 at Kansas\$             | -/-    | -  | L  | 59  | 75 |     |

\* - Southeastern Conference Game

+ - SEC Tournament, North Little Rock, Ark.

# - Junkanoo Jam, Freeport Division Grand Bahama Island

& - Commerce Bank Wildcat Classic, Manhattan, Kan.

\$ - WNIT Tournament (Lawrence, Kan.)

2009-10

OVERALL: 12-18

SEC: 4-12

HOME: 5-7; ROAD: 3-8; N: 4-3

|  | UA/OPP | RK | TV    | W/L | UA | OPP |
|--|--------|----|-------|-----|----|-----|
| Sun., 11-15 Alcorn State #             | -/-    | -  | W     | 87  | 78 |     |
| Wed., 11-18 at SMU                     | -/-    | -  | L     | 71  | 76 |     |
| Sun., 11-22 East Tennessee St.         | -/-    | -  | W     | 95  | 78 |     |
| Thurs., 11-26 Iona!                    | -/-    | -  | W     | 66  | 60 |     |
| Fri., 11-27 Western Kentucky!          | -/-    | -  | W     | 69  | 51 |     |
| Wed., 12-2 Kansas State                | -/-    | -  | W     | 60  | 58 |     |
| Sat., 12-5 at #18 Oklahoma (OT)        | -/18   | -  | L     | 86  | 87 |     |
| Tues., 12-8 Coppin State               | -/-    | -  | W     | 72  | 51 |     |
| Thurs., 12-7 at Northwestern (Ele Day) | -/-    | -  | L     | 55  | 67 |     |
| Sat., 12-19 DePaul#                    | -/-    | -  | L     | 45  | 46 |     |
| Sun., 12-20 UTSA#                      | -/-    | -  | L     | 55  | 71 |     |
| Mon., 12-21 VCU#                       | -/-    | -  | W     | 68  | 58 |     |
| Tues., 12-29 Sam Houston State         | -/-    | -  | W     | 106 | 78 |     |
| Sun., 1-3 Florida*                     | -/-    | -  | L     | 53  | 59 |     |
| Thurs., 1-7 #11 LSU*                   | -/11   | -  | L     | 38  | 65 |     |
| Sun., 1-10 at Ole Miss*                | -/-    | -  | L     | 71  | 86 |     |
| Thurs., 1-14 Miss State*               | -/-    | -  | L     | 60  | 78 |     |
| Sun., 1-17 #6 Georgia*                 | -/6    | -  | L     | 63  | 73 |     |
| Thurs., 1-21 at #25 Kentucky*          | -/25   | -  | L     | 52  | 69 |     |
| Sun., 1-24 at Alabama* (OT)            | -/-    | -  | COX   | W   | 66 | 62  |
| Sun., 1-31 #25 Vanderbilt*             | -/25   | -  | L     | 61  | 67 |     |
| Thurs., 2-4 at #5 Tennessee*           | -/5    | -  | FSN   | L   | 57 | 74  |
| Sun., 2-7 #18 Kentucky*                | -/18   | -  | L     | 57  | 71 |     |
| Thurs., 2-11 at Auburn*                | -/-    | -  | W     | 73  | 58 |     |
| Sun., 2-14 at S. Carolina*             | -/-    | -  | ESPN2 | W   | 72 | 68  |
| Thurs., 2-18 Ole Miss*                 | -/-    | -  | W     | 67  | 59 |     |
| Sun., 2-21 Alabama*                    | -/-    | -  | L     | 58  | 69 |     |
| Thurs., 2-25 at #20 LSU*               | -/20   | -  | COX   | L   | 53 | 70  |
| Sun., 2-28 at #24 Georgia*             | -/24   | -  | SECN  | L   | 48 | 69  |
| Thurs., 3-4 Vanderbilt+1 (OT)          | -/-    | -  | FSN   | L   | 64 | 65  |

\* - Southeastern Conference Game

+ - SEC Tournament, Duluth, Ga.

# - Hot Springs, Ark.

! - Caribbean Challenge (Cancun, Mexico)

# - Duel in the Desert (Las Vegas, Nev.)

2010-11

OVERALL: 22-12

SEC: 6-10

HOME: 12-6; ROAD: 9-5; N: 1-1

|                                     | UA/OPP  | RK    | TV | W/L | UA | OPP |
|-------------------------------------|---------|-------|----|-----|----|-----|
| Fri., 11-12 Florida A&M (Ele Day)   | -/-     | -     | W  | 71  | 62 |     |
| Sun., 11-14 Davidson                | -/-     | -     | W  | 68  | 55 |     |
| Wed., 11-17Miss. Valley State       | -/-     | -     | W  | 55  | 54 |     |
| Sun., 11-21 Middle Tennessee State  | -/-     | -     | W  | 77  | 50 |     |
| Tues., 11-23 Tennessee State        | -/-     | -     | W  | 71  | 50 |     |
| Fri., 11-26 High Point!             | -/-     | -     | W  | 82  | 63 |     |
| Sat., 11-27 at UTEP!                | -/-     | -     | W  | 59  | 56 |     |
| Wed., 12-1 at Texas Arlington       | -/-     | -     | W  | 57  | 54 |     |
| Sat., 12-4 at Utah                  | -/-     | -     | W  | 65  | 54 |     |
| Thurs., 12-16 Oral Roberts          | -/-     | -     | W  | 80  | 63 |     |
| Sun., 12-19 #12 Oklahoma            | -/12    | COX   | W  | 67  | 57 |     |
| Tues., 12-28 Furman (22/24)         | 22/24/- | -     | W  | 88  | 47 |     |
| Sun., 1-2 at Fla.* (SUN) [22/24]    | 22/24/- | -     | L  | 53  | 64 |     |
| Thurs., 1-6 #10/11 KY * [25]        | 25/10   | -     | W  | 78  | 67 |     |
| Sun., 1-9 at Miss State * [25]      | 25/-    | FSN   | W  | 61  | 56 |     |
| Thurs., 1-13Georgia * [20/23]       | 20/23/- | -     | L  | 56  | 59 |     |
| Sun., 1-16 at Alabama * [20/23]     | 20/23/- | -     | W  | 57  | 53 |     |
| Thurs., 1-20at Vanderbilt * [23/24] | 23/24/- | -     | L  | 54  | 65 |     |
| Sun., 1-23 Ole Miss* (23/24)        | 23/24/- | -     | L  | 65  | 69 |     |
| Thurs., 1-27at LSU * [rv/rv]        | RV/-    | -     | W  | 53  | 45 |     |
| Sun., 1-30 #5 Tennessee*            | -/5     | SECN  | L  | 53  | 72 |     |
| Thurs., 2-3 at #24 Ga. * (OT)       | -/24    | COX   | L  | 54  | 57 |     |
| Sun., 2-6 S. Carolina *             | -/-     | ESPNU | L  | 62  | 64 |     |
| Sun., 2-13 Auburn *                 | -/-     | ESPN2 | L  | 59  | 64 |     |
| Thurs., 2-17at Ole Miss *           | -/-     | COX   | W  | 56  | 53 |     |
| Sun., 2-20 LSU *                    | -/-     | -     | W  | 42  | 40 |     |
| Thurs., 2-24at #20 Kentucky*        | -/20    | FSN   | L  | 54  | 55 |     |
| Sun., 2-27 Alabama *                | -/-     | -     | L  | 79  | 92 |     |
| Sun., 3-6 Florida+*                 | -/-     | FSN   | L  | 59  | 68 |     |
| Thurs., 3-10SIU-Edwardsville        | -/-     | -     | W  | 78  | 61 |     |
| Thurs., 3-17Lamar-\$                | -/-     | -     | W  | 91  | 65 |     |
| Sun., 3-20 at Missouri State-\$     | -/-     | -     | W  | 65  | 64 |     |
| Wed., 3-23 at ORU-\$                | -/-     | -     | W  | 78  | 59 |     |
| Sun., 3-27 at Illinois State-\$     | -/-     | -     | L  | 49  | 60 |     |

[xx] - Arkansas' ranking at time of game

\* - Southeastern Conference Game

+ - SEC Tournament, Nashville, Tenn.

1-FSN; 2-COX; 3-ESPN2; 4-SEC Network; 5-ESPNU

!-UTEP Thanksgiving Tournament (El Paso, Texas)

\$-WNIT 1st Round, Fayetteville || \$\$-WNIT 2nd Round, Springfield, Mo.

\$\$\$-WNIT 3rd Round, Tulsa, Okla.

\$\$\$\$-WNIT Quarterfinals, Normal, Ill.



# YEAR BY YEAR RESULTS

2011-12

OVERALL: 24-9

SEC: 10-6 HOME:

14-2; ROAD: 6-5; N: 4-2

|   | UA/OPP | RK    | TV | W/L | UA | OPP |
|---|--------|-------|----|-----|----|-----|
| Fri., 11-11 vs. Minnesota!              | -/-    | -     | L  | 60  | 68 |     |
| Sat., 11-12 vs. South Florida! (OT)     | -/-    | -     | W  | 65  | 61 |     |
| Sun., 11-13 vs. #13 Fla State! (OT)     | -/13   | -     | W  | 55  | 52 |     |
| Wed., 11-16 TX-Arlington [rv] (Ele Day) | -/-    | -     | W  | 57  | 34 |     |
| Sun., 11-20 Utah [rv]                   | RV/-   | -     | W  | 57  | 56 |     |
| Fri., 11-25 Grambling State [rv]        | RV/-   | -     | W  | 69  | 49 |     |
| Sat., 12-3 at MTSU [rv]                 | RV/-   | -     | W  | 59  | 53 |     |
| Tues., 12-6 SFA [rv]-1                  | RV/-   | CST   | W  | 61  | 46 |     |
| Sat., 12-10 Oral Roberts [rv]           | RV/-   | -     | W  | 65  | 37 |     |
| Mon., 12-19 Morgan State [rv]           | RV/-   | -     | W  | 81  | 50 |     |
| Wed., 12-21 Texas Southern [rv]         | RV/-   | -     | W  | 86  | 41 |     |
| Wed., 12-28 Miss Valley St. [rv]        | RV/-   | -     | W  | 59  | 40 |     |
| Sun., 1-1 at #17-15 Georgia*            | -/17   | -     | L  | 57  | 67 |     |
| Thurs., 1-5 at #11-9 Ky*                | -/11   | UKTV  | L  | 72  | 84 |     |
| Sun., 1-8 #6-7 Tennessee*               | -/6    | ESPNU | L  | 38  | 69 |     |
| Thurs., 1-12 at Ole Miss*               | -/-    | -     | L  | 54  | 60 |     |
| Sun., 1-15 Auburn*                      | -/-    | FSN   | W  | 59  | 39 |     |
| Thurs., 1-19 #25-22 Vanderbilt*         | -/25   | -     | W  | 69  | 47 |     |
| Sun., 1-22 at LSU*                      | -/-    | FSN   | W  | 72  | 52 |     |
| Thurs., 1-26 at Miss State* [rv]        | RN/-   | -     | W  | 51  | 35 |     |
| Sun., 1-29 Florida* [rv] (20T)          | RV/-   | -     | W  | 73  | 72 |     |
| Thurs., 2-2 Alabama* [rv]               | RV/-   | -     | W  | 70  | 52 |     |
| Thurs., 2-9 #24-24 So. Carolina* [rv]   | RV/24  | -     | W  | 68  | 47 |     |
| Sun., 2-12 at Auburn* (Pink) [rv]       | RV/-   | ESPN2 | W  | 51  | 48 |     |
| Thurs., 2-16 LSU*-1 (PINK) [rv]         | RV/-   | CST   | L  | 42  | 50 |     |
| Sun., 2-19 Miss State* (SR)             | RV/-   | -     | W  | 67  | 53 |     |
| Thurs., 2-23 at #6-7 Tenn* [rv] (OT)    | RV/6   | FSS   | W  | 72  | 71 |     |
| Sun., 2-26 at So. Carolina* [rv]        | RV/-   | SECN  | L  | 47  | 53 |     |
| Sat., 3-1 Ole Miss [rv]+                | RV/-   | -     | W  | 67  | 47 |     |
| Sun., 3-2 LSU [rv]+                     | RV/-   | -     | L  | 40  | 41 |     |
| Thurs., 3-8 at SIU-Edwardsville         | -/-    | -     | W  | 75  | 37 |     |
| Sat., 3-17 Dayton\$                     | -/-    | -     | W  | 72  | 55 |     |
| Mon., 3-19 at #22/14 Texas A&M\$        | -/22   | -     | L  | 59  | 61 |     |

\* - Southeastern Conference Game

! - WBI Tip Off Classic, Daytona Beach, Fla.

+ - SEC Tournament, Nashville, Tenn.

\$ - NCAA Tournament

2012-13

OVERALL: 20-13

SEC: 6-10

HOME: 12-6; ROAD: 7-5; N: 1-2

|  | UA/OPP | RK    | TV | W/L | UA | OPP |
|--|--------|-------|----|-----|----|-----|
| Sun., 11-9 Jackson State[rv] (Ele Day) | -/-    | -     | W  | 97  | 58 |     |
| Fri., 11-15 at Tulsa[rv] (OT)          | RV/-   | -     | W  | 64  | 56 |     |
| Thurs., 11-19 at Oral Roberts          | -/-    | -     | W  | 80  | 57 |     |
| Mon., 11-23vs. #13 Oklahoma!           | -/13   | -     | L  | 70  | 73 |     |
| Fri., 11-24 at Hawai'i!                | -/-    | -     | W  | 83  | 68 |     |
| Sat., 11-25 vs. Oregon!                | -/-    | -     | W  | 79  | 67 |     |
| Sun., 11-29 Texas Southern             | -/-    | -     | W  | 72  | 50 |     |
| Thurs., 12-2 Pepperdine                | -/-    | -     | W  | 64  | 39 |     |
| Sun., 12-6 #17/17 Kansas[rv]           | RV/17  | CST   | W  | 64  | 56 |     |
| Thurs., 12-16 at Furman[rv]            | RV/-   | -     | W  | 73  | 38 |     |
| Wed., 12-19 Miss Valley St.[rv]        | RV/-   | -     | W  | 99  | 42 |     |
| Fri., 12-21 Northwestern St.[rv]       | RV/-   | -     | W  | 80  | 41 |     |
| Fri., 12-28 Coppin State [#25]         | 25/-   | -     | W  | 71  | 57 |     |
| Thurs., 1-3 at Auburn* [#23]           | 23/-   | -     | L  | 47  | 50 |     |
| Sun., 1-6 #24/22 TA&M* [#23]           | 23/-   | FSS   | L  | 51  | 63 |     |
| Thurs., 1-10 LSU*[rv]                  | RV/-   | -     | W  | 63  | 54 |     |
| Sun., 1-13 at Vanderbilt*[rv]          | RV/-   | -     | L  | 58  | 78 |     |
| Thurs., 1-17 #13/12 Georgia*[rv]       | RV/13  | -     | L  | 54  | 57 |     |
| Thurs., 1-24 at Missouri*[rv]          | RV/-   | -     | W  | 58  | 50 |     |
| Sun., 1-27 #14/18 S Carolina [rv]      | RV/14  | -     | L  | 40  | 43 |     |
| Thurs., 1-31 at Ole Miss*              | -/-    | -     | W  | 77  | 66 |     |
| Sun., 2-3 at Miss State*               | -/-    | FSS   | L  | 44  | 47 |     |
| Thurs., 2-7 #10/8 Kentucky* (OT)       | -/-    | -     | L  | 74  | 80 |     |
| Sun., 2-10 at Alabama* (30T)           | -/-    | -     | W  | 91  | 80 |     |
| Sun., 2-17 Missouri*                   | -/-    | CST   | W  | 61  | 40 |     |
| Thurs., 2-21 at #13/12 Georgia*        | -/13   | FSS   | L  | 34  | 66 |     |
| Sun., 2-24 #11/10 Tennessee*           | -/11   | SECN  | L  | 54  | 60 |     |
| Thurs., 2-28 at Florida*               | -/-    | SUN   | L  | 58  | 69 |     |
| Sun., 3-3 Ole Miss*                    | -/-    | -     | W  | 93  | 52 |     |
| Thurs., 3-7 Florida+                   | -/-    | ESPN2 | L  | 59  | 64 |     |
| Thurs., 3-14 SIU-Edwardsville          | -/-    | -     | W  | 63  | 41 |     |
| Thurs., 3-21 Memphis\$                 | -/-    | -     | W  | 67  | 57 |     |
| Sun., 3-24 Tulane\$                    | -/-    | -     | L  | 48  | 60 |     |

\* - Southeastern Conference Game

! - Marriott Wikiki Beach Classic, Honolulu, Hawai'i

+ - SEC Tournament, Duluth, Ga.

\$ - WNIT Tournament, Fayetteville, Ark.

2013-14

OVERALL: 19-11

SEC: 6-10

HOME: 14-4; ROAD: 3-6; N: 2-1

|   | UA/OPP | RK  | TV | W/L | UA | OPP |
|---|--------|-----|----|-----|----|-----|
| Sun., 11-3 Missouri Southern (Exh.)     | -/-    | -   | W  | 70  | 61 |     |
| Fri., 11-8 SHSU (Ele Day)               | -/-    | -   | W  | 81  | 45 |     |
| Wed., 11-13 Oral Roberts                | -/-    | -   | W  | 91  | 33 |     |
| Sat., 11-16 Furman                      | -/-    | -   | W  | 74  | 45 |     |
| Tues., 11-19 RV Middle Tennessee St     | -/RV   | -   | W  | 66  | 51 |     |
| Fri., 11-22 Missouri State              | -/-    | -   | W  | 78  | 44 |     |
| Sun., 11-24 Western Michigan [rv]       | RV/-   | -   | W  | 61  | 46 |     |
| Fri., 11-29 Southeast Missouri! [rv]    | RV/-   | -   | W  | 88  | 37 |     |
| Sat., 11-30 Binghamton! [rv]            | RV/-   | -   | W  | 72  | 23 |     |
| Wed., 12-4 at Kansas [rv/rv]            | RV/-   | -   | W  | 64  | 53 |     |
| Sat., 12-7 Northwestern St. [rv/rv]     | RV/-   | -   | W  | 74  | 53 |     |
| Tues., 12-10 Tulsa [rv/rv]              | RV/-   | CST | W  | 81  | 43 |     |
| Fri., 12-20 Tennessee Tech [rv/rv]      | RV/-   | -   | W  | 79  | 53 |     |
| Sat., 12-28 MVSU [rv/rv]                | RV/-   | -   | W  | 100 | 54 |     |
| Thurs., 1-2 #13/12 S. CAROLINA* [rv/rv] | RV/13  | -   | L  | 51  | 55 |     |
| Sun., 1-5 at MISSOURI* [rv/rv]          | RV/-   | -   | W  | 69  | 66 |     |
| Thurs., 1-9 at RV FLORIDA* [rv/25]      | RV/RV  | -   | L  | 52  | 59 |     |
| Sun., 1-12 MISS STATE* [rv/25]          | RV/-   | -   | L  | 50  | 54 |     |
| Thurs., 1-16 at GEORGIA*                | -/-    | CSS | L  | 58  | 60 |     |
| Sun., 1-19 OLE MISS*                    | -/-    | CST | W  | 68  | 65 |     |
| Sun., 1-26 at #8/9 KENT*                | -/8    | FSN | L  | 58  | 68 |     |
| Thurs., 1-30 at #10/10 TENN*            | -/10   | FSN | L  | 60  | 70 |     |
| Sun., 2-2 AUBURN*                       | -/-    | -   | L  | 48  | 56 |     |
| Thurs., 2-6 FLORIDA*                    | -/-    | -   | W  | 55  | 49 |     |
| Sun., 2-9 at #6/7 SOUTH CAROLINA*       | -/6    | -   | L  | 49  | 67 |     |
| Thurs., 2-13 ALABAMA*                   | -/-    | -   | W  | 75  | 55 |     |
| Thurs., 2-20 RV/#25 VANDERBILT*         | -/RV   | -   | L  | 50  | 56 |     |
| Sun., 2-23 at #19/18 LSU*               | -/19   | CST | W  | 57  | 53 |     |
| Thurs., 2-27 at #17/16 TEXAS A&M*       | -/17   | -   | L  | 54  | 77 |     |
| Sun., 3-2 MISSOURI*                     | -/-    | -   | W  | 72  | 70 |     |
| Wed., 3-5 Ole Miss+                     | -/-    | FSS | L  | 62  | 63 |     |

\* - Southeastern Conference Game

! - New Mexico Thanksgiving Tournament, Albuquerque, N.M.

+ - SEC Tournament, Duluth, Ga.





# YEAR BY YEAR RESULTS

2014-15

OVERALL: 18-14

SEC: 6-10

HOME: 8-6; ROAD: 5-7, N: 5-1

|                                     | UA/OPP | RK    | TV | W/L | UA | OPP |
|-------------------------------------|--------|-------|----|-----|----|-----|
| Fri., 11-14 NICHOLLS (Ele Day)      | -/-    | SECN+ | W  | 63  | 52 |     |
| Sun., 11-16 SAVANNAH STATE          | -/-    | SECN+ | W  | 75  | 46 |     |
| Sun., 11-20 at Middle Tennessee     | -/-    | -     | W  | 58  | 51 |     |
| Sun. 11-23 NORTHWESTERN STATE       | -/-    | SECN+ | W  | 78  | 30 |     |
| Fri., 11-28 vs #17/16 Iowa-!        | -/17   | -     | W  | 77  | 67 |     |
| Sat., 11-29 vs Richmond-!           | -/-    | -     | W  | 74  | 55 |     |
| Thurs., 12-4 DAKOTA STATE (OT)      | -/-    | SECN+ | L  | 75  | 80 |     |
| Sun., 12-7 #18/20 RUTGERS           | -/18   | SECN+ | L  | 52  | 64 |     |
| Wed., 12-10 at Missouri State       | -/-    | -     | W  | 59  | 50 |     |
| Sun., 12-14 at Tulsa                | -/-    | CST   | W  | 64  | 53 |     |
| Sun., 12-21 vs Oklahoma#            | -/-    | SECN  | W  | 71  | 64 |     |
| Mon. 12-29 GRAMBLING STATE          | -/-    | SECN+ | W  | 77  | 35 |     |
| Fri., 1-2 at Ole Miss*              | -/-    | SECN+ | L  | 57  | 71 |     |
| Sun., 1-4 #5/8 TEXAS A&M*           | -/5    | -     | L  | 50  | 52 |     |
| Thurs., 1-8 at #14/15 Miss State*   | -/14   | -     | L  | 57  | 72 |     |
| Sun., 1-11 #7/8 TENNESSEE*          | -/7    | -     | L  | 51  | 60 |     |
| Sun., 1-18 MISSOURI*                | -/-    | -     | W  | 73  | 55 |     |
| Thurs., 1-22 at Vanderbilt*         | -/-    | SECN+ | L  | 53  | 55 |     |
| Sun., 1-25 at Florida*              | -/-    | -     | L  | 58  | 72 |     |
| Thurs., 1-29 AUBURN*                | -/-    | SECN+ | W  | 52  | 47 |     |
| Thurs., 2-01 at Alabama*            | -/-    | SECN+ | W  | 53  | 42 |     |
| Mon., 2-09 #24/21 GEORGIA*          | -/24   | -     | W  | 54  | 48 |     |
| Thurs., 2-12 at #15/16 Texas A&M*   | -/15   | -     | L  | 55  | 59 |     |
| Sun., 2-15 at AUBURN*               | -/-    | -     | W  | 54  | 36 |     |
| Thurs., 2-19 #2/2 SO CAROLINA*      | -/2    | -     | L  | 56  | 73 |     |
| Sun., 2-22 LSU*                     | -/-    | -     | W  | 63  | 41 |     |
| Thurs., 2-26 #13/15 KENTUCKY*       | -/13   | SENC+ | L  | 51  | 56 |     |
| Sun., 3-1 at Missouri*              | -/-    | SECN+ | L  | 41  | 57 |     |
| Thurs., 3-5 vs Ole Miss+            | -/-    | SECN  | W  | 72  | 61 |     |
| Fri., 3-6 vs #3/3 So Carolina+      | -/3    | SECN  | L  | 36  | 58 |     |
| Fri., 3-20 vs #22/25 Northwestern\$ | -/22   | ESPN2 | W  | 57  | 55 |     |
| Sun., 3-22 at #5/6 Baylor\$         | -/5    | ESPN2 | L  | 44  | 73 |     |

\* - Southeastern Conference Game

! - South Point Thanksgiving Shootout, Las Vegas, Nev.

# - SEC/Big 12 Challenge, North Little Rock, Ark.

+ - SEC Tournament, North Little Rock, Ark.

\$ - NCAA Tournament, Waco, Texas

2015-16

OVERALL: 12-18

SEC: 7-9

HOME: 11-4; ROAD: 1-10, N: 0-4

|               |                         | UA/OPP            | RK | TV    | W/L   | UA | OPP |
|---------------|-------------------------|-------------------|----|-------|-------|----|-----|
| Fri., 11-13   | SE LOUISIANA (Elem Day) | -/-               |    | SECN+ | W     | 97 | 53  |
| Sun., 11-15   | SHSU                    | -/-               |    | SECN+ | W     | 67 | 47  |
| Wed., 11-18   | at South Dakota State   | -/-               |    | -     | L     | 69 | 76  |
| Mon., 11-23   |                         | TULSA             |    | -/-   | SECN+ | L  | 67  |
| 74            |                         |                   |    |       |       |    |     |
| Fri., 11-27   | vs Louisiana!           | -/-               |    | -     | L     | 59 | 67  |
| Sat., 11-28   | vs #7 Oregon State!     | -/7               |    | -     | L     | 47 | 63  |
| Wed., 12-2    | MISSOURI STATE          | -/-               |    | SECN+ | L     | 54 | 69  |
| Sun., 12-6    | at Rutgers              | -/-               |    | -     | L     | 40 | 60  |
| Thurs., 12-10 |                         | ORU               |    | -/-   | SECN  | W  | 65  |
| 50            |                         |                   |    |       |       |    |     |
| Sun., 12-13   | at Butler               | -/-               |    | -     | L     | 57 | 63  |
| Sun., 12-20   | vs #5/6 Texas-#         | -/5               |    | FSN   | L     | 50 | 61  |
| Mon., 12-28   |                         | MISS VALLEY STATE |    | -/-   | SECN+ | W  | 86  |
| 46            |                         |                   |    |       |       |    |     |
| Wed., 12-30   | NEW ORLEANS             | -/-               |    | SECN+ | W     | 73 | 41  |
| Sun., 1-3     | at #2/2 South Carolina* | -/2               |    | ESPNU | L     | 32 | 85  |
| Thurs., 1-7   | #13/10 TEXAS A&M*       | -/13              |    | SECN+ | W     | 67 | 61  |
| Sun., 1-10    | at #5/6 Miss State*     | -/5               |    | SECN+ | L     | 55 | 80  |
| Thurs., 1-14  | #13/15 TENNESSEE*       | -/13              |    | SECN  | W     | 64 | 59  |
| Sun., 1-17    | #24 MISSOURI*           | -/24              |    | SECN  | W     | 64 | 52  |
| Thurs., 1-21  | at LSU*                 | -/-               |    | SECN+ | W     | 48 | 44  |
| Sun., 1-24    | at Auburn*              | -/-               |    | SECN  | Lot   | 60 | 71  |
| Thurs., 1-28  | FLORIDA*                | -/-               |    | SECN+ | Lot   | 66 | 71  |
| Sun., 1-31    | #13 MISSISSIPPI STATE*  | -/13              |    | SECN+ | L     | 55 | 65  |
| Thurs., 2-4   | at #23 Tennessee*       | -/23              |    | SECN+ | L     | 57 | 75  |
| Mon., 2-8     | VANDERBILT*             | -/-               |    | SECN  | W     | 57 | 56  |
| Sun., 2-14    | at Missouri* (Pink)     | -/-               |    | SECN+ | L     | 48 | 69  |
| Thurs., 2-18  | ALABAMA* (Pink)         | -/-               |    | SECN+ | W     | 69 | 67  |
| Sun., 2-21    | at #16/16 KY* (Pink)    | -/16              |    | SECN  | L     | 63 | 77  |
| Thurs., 2-25  | at Georgia*             | -/-               |    | SECN+ | L     | 57 | 72  |
| Sun., 2-28    | OLE MISS*               | -/-               |    | SECN  | W     | 60 | 49  |
| Thurs., 3-3   | vs TENNESSEE+           | -/-               |    | SECN  | L     | 51 | 68  |

\* - Southeastern Conference Game

! - San Juan Shootout, San Juan, Puerto Rico

# - Big 12/SEC Challenge, Oklahoma City, Okla.

+ - SEC Tournament, Jacksonville, Fla.

2016-17

OVERALL: 13-17

SEC: 2-14

HOME: 9-8; ROAD: 2-8, N: 2-1


|                                    | UA/OPP RK | TV    | W/L | UA  | OPP |
|------------------------------------|-----------|-------|-----|-----|-----|
| Thurs., 11-3   OKLA. BAPTIST (EXH) | -/-       | -     | W   | 79  | 32  |
| Fri., 11-11   SHSU (Elem Day)      | -/-       | SECN+ | W   | 71  | 39  |
| Sun., 11-13   LOUISIANA-MONROE     | -/-       | -     | W   | 92  | 46  |
| Thurs., 11-17   SOUTH DAKOTA       | -/-       | SECN+ | W   | 70  | 67  |
| Mon., 11-21   STETSON              | -/-       | SECN+ | W   | 79  | 62  |
| Fri., 11-25   vs. Memphis!         | -/-       | -     | W   | 91  | 61  |
| Sat., 11-26   vs. Navy!            | -/-       | -     | W   | 70  | 67  |
| Wed., 11-30   at Tulsa             | -/-       | CST   | W   | 57  | 50  |
| Sat., 12-3   TEXAS TECH#           | -/-       | SECN  | W   | 66  | 60  |
| Wed., 12-7   BUTLER                | -/-       | SECN+ | W   | 68  | 50  |
| Sun., 12-11   at Missouri State    | -/-       | ESPN3 | L   | 62  | 64  |
| Sun., 12-18   NORTHWESTERN STATE   | -/-       | SECN+ | W   | 65  | 36  |
| Wed., 12-21   ORAL ROBERTS         | -/-       | SECN+ | L   | 60  | 70  |
| Wed., 12-28   HOUSTON BAPTIST      | -/-       | SECN+ | W   | 101 | 40  |
| Sun., 1-1   at Ole Miss*           | -/-       | SECN  | L   | 64  | 73  |
| Thurs., 1-5   MISSISSIPPI STATE*   | -/4       | SECN+ | L   | 51  | 59  |
| Sun., 1-8   LSU*                   | -/-       | SECN+ | L   | 52  | 53  |
| Thurs., 1-12   at Texas A&M*       | -/-       | SECN+ | L   | 65  | 90  |
| Sun., 1-15   at Alabama*           | -/-       | SECN  | W   | 68  | 50  |
| Thurs., 1-19   VANDERBILT*         | -/-       | SECN+ | W   | 59  | 56  |
| Mon., 1-23   MISSOURI*             | -/-       | SECN  | L   | 46  | 60  |
| Sun., 1-29   at LSU*               | -/-       | SECN  | L   | 46  | 53  |
| Thurs., 2-2   GEORGIA*             | -/-       | SECN+ | L   | 66  | 69  |
| Sun., 2-5   SOUTH CAROLINA*        | -/4       | ESPN2 | L   | 49  | 79  |
| Thurs., 2-9   at Florida*          | -/-       | SECN+ | L   | 53  | 57  |
| Sun., 2-12   at Missouri*          | -/-       | SECN  | L   | 56  | 67  |
| Thurs., 2-16   KENTUCKY*           | -/-       | SECN+ | L   | 62  | 69  |
| Sun., 2-19   at Tennessee*         | -/-       | SECN  | L   | 46  | 59  |
| Thurs., 2-23   at Vanderbilt*      | -/-       | SECN+ | L   | 64  | 66  |
| Sun., 2-26   AUBURN*               | -/-       | SECN  | L   | 64  | 70  |
| Thurs., 3-1   Florida+             | -/-       | SECN  | L   | 61  | 71  |

\* - Southeastern Conference Game

! - Nugget Classic, Reno, Nev.

# - Big 12/SEC Challenge, Fayetteville, Ark.

+ - SEC Tournament, Jacksonville, Fla.



# YEAR BY YEAR RESULTS

2017-18

OVERALL: 13-18

SEC: 3-13

HOME: 8-7; ROAD: 3-10, N: 2-1

|  | UA/OPP | RK    | TV | W/L | UA  | OPP |
|--|--------|-------|----|-----|-----|-----|
| Thurs., 11-2   Northeastern St (Exh)   | -/-    | -     | W  | 82  | 74  |     |
| Fri., 11-10   Sam Houston State        | -/-    | SECN+ | W  | 65  | 54  |     |
| Sun., 11-12   Samford                  | -/-    | SECN+ | W  | 84  | 63  |     |
| Thurs., 11-16   at RV Nebraska         | -/-    | BTN   | L  | 69  | 80  |     |
| Mon., 11-20   at Oral Roberts          | -/-    | CST   | W  | 77  | 66  |     |
| Fri., 11-24   UTEP!                    | -/-    | -     | L  | 61  | 64  |     |
| Sat., 11-25   New Mexico State!        | -/-    | -     | W  | 69  | 60  |     |
| Wed., 11-29   Abilene Christian        | -/-    | SECN+ | W  | 79  | 65  |     |
| Sun., 12-3   at Kansas#                | -/-    | JTV   | L  | 60  | 71  |     |
| Thurs., 12-7   Charlotte               | -/-    | SECN+ | W  | 73  | 72  |     |
| Sun., 12-10   Tulsa                    | -/-    | SECN+ | W  | 67  | 41  |     |
| Sun., 12-17   UT Arlington             | -/-    | SECN+ | W  | 91  | 57  |     |
| Thurs., 12-21   at RV/RV Arizona St.   | -/rv   | -     | L  | 43  | 89  |     |
| Thurs., 12-28   Grambling State        | -/-    | SECN+ | W  | 79  | 2   |     |
| Sun., 12-31   Ole Miss*                | -/-    | SECN+ | W  | 73  | 72  |     |
| Thurs., 1-4   at #5/3 Miss State*      | -/5    | SECN  | L  | 69  | 111 |     |
| Sun., 1-7   -/rv Alabama*              | -/rv   | SECN  | L  | 76  | 83  |     |
| Thurs., 1-11   at rv/rv Georgia*       | -/rv   | SECN+ | L  | 65  | 78  |     |
| Sun., 1-14   at Auburn*                | -/-    | SECN  | W  | 68  | 58  |     |
| Thurs., 1-18   Florida*                | -/-    | SECN  | L  | 51  | 65  |     |
| Sun., 1-21   at No. 11 Missouri* (WBP) | -/11   | SECN  | L  | 54  | 88  |     |
| Thurs., 1-25   at No. 9/7 S Carolina*  | -/9    | SECN  | L  | 42  | 90  |     |
| Mon., 1-29   Kentucky*                 | -/-    | SECN  | L  | 65  | 76  |     |
| Sun., 2-4   at Alabama*                | -/-    | SECN  | W  | 74  | 66  |     |
| Thurs., 2-8   No. 11 Tennessee*        | -/11   | SECN+ | L  | 85  | 90  |     |
| Sun., 2-11   No. 13 Missouri*          | -/13   | SECN  | L  | 58  | 84  |     |
| Thurs., 2-15   at Kentucky*            | -/-    | SECN+ | L  | 57  | 78  |     |
| Sun., 2-18   LSU*> (Senior Day) (Pink) | -/-    | SECN+ | L  | 57  | 62  |     |
| Thurs., 2-22   No. 17 Texas A&M*       | -/17   | SECN+ | L  | 60  | 104 |     |
| Sun., 2-25   at Vanderbilt*            | -/-    | SECN+ | L  | 73  | 78  |     |
| Wed., 2-28   Vanderbilt-S              | -/-    | SECN  | W  | 88  | 76  |     |
| Thurs., 3-1   No. 15 Texas A&M-S       | -/15   | SECN  | L  | 52  | 82  |     |

\*-Southeastern Conference Game

! - UTEP Thanksgiving Tournament

# - Big 12/SEC Challenge, Lawrence, Kan.

+ - SEC Tournament, Nashville, Tenn.

2018-19

OVERALL: 22-15

SEC: 6-10

HOME: 11-7; ROAD: 7-6, N: 4-2

|                                       | UA/OPP | RK    | TV | W/L | UA  | OPP |
|---------------------------------------|--------|-------|----|-----|-----|-----|
| Mon., 10-29   Southwest Baptist (Exh) | -/-    | -     | W  | 115 | 53  |     |
| Thurs., 11-1   E Central University   | -/-    | -     | W  | 101 | 46  |     |
| Fri., 11-9   Northwestern State       | -/-    | SECN+ | W  | 98  | 53  |     |
| Thurs., 11-14   at UT Arlington       | -/-    | -     | W  | 66  | 65  |     |
| Sun., 11-18   Arizona State           | -/-    | SECN  | L  | 85  | 88  |     |
| Fri., 11-23   at Tennessee State!     | -/-    | -     | W  | 79  | 55  |     |
| Sat., 11-24   Pittsburgh!             | -/-    | -     | L  | 54  | 61  |     |
| Sun., 11-25   Wisconsin!              | -/-    | -     | W  | 69  | 68  |     |
| Wed., 11-28   Oral Roberts            | -/-    | SECN+ | W  | 74  | 61  |     |
| Sun., 12-2   at Iowa State#           | -/-    | -     | L  | 82  | 91  |     |
| Tues., 12-4   Tennessee Tech          | -/-    | SECN+ | W  | 65  | 42  |     |
| Sat., 12-8   at Abilene Christian     | -/-    | -     | W  | 80  | 68  |     |
| Sun., 12-16   Prairie View A&M        | -/-    | SECN+ | W  | 71  | 44  |     |
| Tues., 12-18   Nebraska               | -/-    | SECN+ | W  | 84  | 80  |     |
| Thurs., 12-20   at Tulsa              | -/-    | SECN+ | W  | 61  | 59  |     |
| Sun., 12-30   Jackson State           | -/-    | SECN+ | W  | 76  | 57  |     |
| Thurs., 1-3   Mississippi State*      | -/6    | SECN  | L  | 69  | 93  |     |
| Sun., 1-6   at Ole Miss*              | -/-    | SECN  | W  | 85  | 55  |     |
| Thurs., 1-10   at Missouri*           | -/-    | SECN+ | L  | 53  | 71  |     |
| Sun., 1-13   Vanderbilt*              | -/-    | SECN+ | W  | 83  | 62  |     |
| Mon., 1-21   at Tennessee*            | -/-    | SECN  | W  | 80  | 79  |     |
| Thurs., 1-24   Alabama*               | -/-    | SECN+ | W  | 72  | 61  |     |
| Sun., 1-27   at Florida (WBP)*        | -/-    | SECN+ | W  | 83  | 73  |     |
| Thurs., 1-31   Georgia*               | -/-    | SECN+ | L  | 72  | 80  |     |
| Sun., 2-3   S Carolina*               | -/16   | SECN  | L  | 79  | 87  |     |
| Thurs., 2-7   at LSU*                 | -/-    | SECN  | L  | 34  | 71  |     |
| Sun., 2-10   Auburn*                  | -/-    | SECN  | L  | 72  | 75  |     |
| Sun., 2-17   at Kentucky*             | -/17   | SECN+ | L  | 59  | 61  |     |
| Thurs., 2-21   at Georgia*            | -/-    | SECN+ | L  | 83  | 93  |     |
| Sun., 2-24   Ole Miss (Senior Day)*   | -/-    | SECN  | W  | 73  | 61  |     |
| Thurs., 2-28   Missouri*              | -/-    | SECN  | L  | 67  | 73  |     |
| Sun., 3-3   at Texas A&M              | -/19   | SECN  | L  | 53  | 66  |     |
| Thurs., 3-7   Georgia+                | -/-    | SECN  | W  | 86  | 76  |     |
| Fri., 3-8   South Carolina            | -/12   | SECN  | W  | 95  | 89  |     |
| Sat., 3-9   Texas A&M                 | -/18   | SECN  | W  | 58  | 51  |     |
| Sun., 3-10   Mississippi State        | -/5    | ESPN2 | L  | 70  | 101 |     |
| Thurs., 3-21   Houston*               | -/-    | -     | W  | 88  | 80  |     |
| Sun., 3-24   UAB*                     | -/-    | -     | W  | 100 | 52  |     |
| Thurs., 3-28   TCU*                   | -/-    | -     | L  | 78  | 82  |     |

\*-Southeastern Conference Game

! - Music City Challenge

# - Big 12/SEC Challenge

+ - SEC Tournament, Greenville, S.C.

^ - WNIT

2019-20

OVERALL: 24-8

SEC: 10-6

HOME: 15-3; ROAD: 5-4, N: 4-1

|                                       | UA/OPP | RK    | TV | W/L | UA | OPP |
|---------------------------------------|--------|-------|----|-----|----|-----|
| Thurs., 10-24   Pittsburg State (Exh) | -/-    | -     | W  | 97  | 63 |     |
| Wed., 10-30   Oklahoma City (Exh)     | -/-    | -     | W  | 77  | 62 |     |
| Fri., 11-8   New Orleans              | 22/-   | SECN+ | W  | 82  | 52 |     |
| Mon., 11-11   McNeese State           | 23/-   | SECN+ | W  | 101 | 58 |     |
| Thurs., 11-14   Oral Roberts          | 23/-   | SECN+ | W  | 96  | 64 |     |
| Sun., 11-17   Stony Brook             | 23/-   | SECN+ | W  | 88  | 58 |     |
| Sat., 11-20   Belmont                 | 20/-   | SECN+ | W  | 91  | 60 |     |
| Sun., 11-25   at California           | 20/-   | -     | L  | 80  | 84 |     |
| Fri., 11-29   Fordham!                | 25/-   | -     | W  | 71  | 59 |     |
| Sat., 11-30   Wisconsin!              | 25/-   | -     | W  | 68  | 64 |     |
| Sat., 12-7   Kansas State#            | 23/-   | SECN+ | W  | 81  | 72 |     |
| Wed., 12-11   Tulsa                   | 21/-   | SECN  | W  | 91  | 41 |     |
| Sun., 12-15   NWSU                    | 21/-   | SECN+ | W  | 99  | 39 |     |
| Sat., 12-21   Little Rock&            | 21/-   | -     | W  | 86  | 53 |     |
| Sun., 12-29   UT Martin               | 20/-   | SECN+ | W  | 96  | 46 |     |
| Thurs., 1-2   Texas A&M*              | 20/11  | SECN  | L  | 77  | 84 |     |
| Sun., 1-5   at Auburn*                | 20/-   | SECN  | W  | 86  | 70 |     |
| Thurs., 1-9   at South Carolina*      | 21/4   | SECN+ | L  | 82  | 91 |     |
| Sun., 1-12   Missouri*                | 21/-   | SECN  | W  | 90  | 73 |     |
| Sun., 1-19   at Vanderbilt*           | 23/-   | SECN  | W  | 100 | 66 |     |
| Thurs., 1-23   Georgia*               | 21/-   | SECN  | L  | 55  | 64 |     |
| Sun., 1-26   Florida (WBP)*           | 21/-   | SECN+ | W  | 79  | 57 |     |
| Thurs., 1-30   at Alabama*            | 25/-   | SECN+ | W  | 66  | 48 |     |
| Sun., 2-2   at Missouri*              | 25/-   | SECN  | W  | 85  | 81 |     |
| Thurs., 2-6   S Carolina*             | 25/1   | SECN  | L  | 65  | 86 |     |
| Sun., 2-9   Kentucky (PTP)*           | 25/15  | ESPN2 | W  | 103 | 85 |     |
| Sun., 2-16   at Ole Miss*             | 23/-   | SECN  | W  | 108 | 64 |     |
| Thurs., 2-20   Tennessee*             | 22/-   | SECN  | W  | 83  | 75 |     |
| Sun., 2-23   at Florida*              | 22/-   | SECN  | L  | 80  | 83 |     |
| Thurs., 2-27   at Mississippi State*  | RV/10  | SECN  | L  | 83  | 92 |     |
| Sun., 3-1   LSU (Senior Day)*         | RV/-   | SECN+ | W  | 75  | 71 |     |
| Thurs., 3-5   Auburn+                 | 25/-   | SECN  | W  | 90  | 68 |     |
| Fri., 3-6   Texas A&M+                | 25/15  | SECN  | W  | 67  | 66 |     |
| Sat., 3-7   South Carolina+           | 25/1   | SECN  | L  | 64  | 90 |     |

\*-Southeastern Conference Game

! - Bahamas Hoopfest

# - Big 12/SEC Challenge

& - Played at Simmons Bank Arena, Little Rock, Ark.

+ - SEC Tournament, Greenville, S.C.





# YEAR BY YEAR RESULTS

2020-21

OVERALL: 19-9

SEC: 9-6

HOME: 12-1; ROAD: 6-5, N: 1-3

|                                    | UA/OPP | RK    | TV | W/L | UA  | OPP |
|------------------------------------|--------|-------|----|-----|-----|-----|
| Wed., 11-25   Oral Roberts         | 14/-   | SECN+ | W  | 96  | 49  |     |
| Fri., 11-27   Wake Forest!         | 14/-   | FLO   | W  | 98  | 82  |     |
| Sun., 11-28   Florida Gulf Coast!  | 14/-   | FLO   | W  | 86  | 80  |     |
| Thurs., 11-29   Maryland           | 14/12  | FLO   | L  | 96  | 115 |     |
| Thurs., 12-3   Louisiana Monroe    | 16/-   | SECN  | W  | 103 | 50  |     |
| Sun., 12-6   Baylor#               | 16/4   | ESPN2 | W  | 83  | 78  |     |
| Wed., 12-9   at SMU                | 13/-   | ESPN+ | W  | 79  | 47  |     |
| Sun., 12-13   Central Arkansas     | 13/-   | SECN+ | W  | 105 | 58  |     |
| Sat., 12-19   at Little Rock       | 12/-   | ESPN+ | W  | 80  | 70  |     |
| Mon., 12-21   Arkansas-Pine Bluff  | 11/-   | SECN+ | W  | 86  | 52  |     |
| Thurs., 12-31   at Kentucky*       | 10/13  | SECN  | L  | 64  | 75  |     |
| Sun., 1-3   Mizzou*                | 10/-   | SECN  | W  | 91  | 88  |     |
| Thurs., 1-7   at Tennessee*        | 13/RV  | SECN  | L  | 73  | 88  |     |
| Sun., 1-10   Texas A&M*            | 13/8   | SECN  | L  | 73  | 74  |     |
| Thurs., 1-14   Florida (WBP)*      | 17/-   | SECN+ | W  | 84  | 80  |     |
| Mon., 1-18   at South Carolina*    | 15/4   | ESPN2 | L  | 82  | 104 |     |
| Mon., 1-25   at Georgia*           | 19/22  | SECN  | L  | 73  | 75  |     |
| Thurs., 1-28   UConn               | 19/3   | ESPN2 | W  | 90  | 87  |     |
| Sun., 1-31   Auburn*               | 19/-   | SECN+ | W  | 77  | 67  |     |
| Thurs., 2-4   at Mizzou*           | 16/-   | SECN+ | W  | 85  | 80  |     |
| Sun., 2-7   at Texas A&M*          | 16/7   | ESPN2 | L  | 67  | 69  |     |
| Thurs., 2-11   Mississippi State*  | 18/RV  | SECN  | W  | 86  | 80  |     |
| Fri., 2-19   Ole Miss*             | 18/-   | -     | W  | 84  | 74  |     |
| Sun., 2-21   at LSU*               | 18/-   | SECN  | W  | 74  | 64  |     |
| Thurs., 2-25   at Auburn*          | 16/-   | SECN  | W  | 74  | 69  |     |
| Sun., 2-28   Alabama (Senior Day)* | 16/RV  | SECN  | W  | 96  | 76  |     |
| Thurs., 3-4   Ole Miss+            | 13/-   | SECN  | L  | 60  | 79  |     |
| Mon., 3-22   Wright State^         | 17/-   | ESPN  | L  | 62  | 66  |     |

\*-Southeastern Conference Game

! - Gulf Coast Showcase

# - Big 12/SEC Challenge

+ - SEC Tournament, Greenville, SC

^ - NCAA Tournament, First Round, San Antonio, Tx.



# ALL TIME RESULTS

## ABILENE CHRISTIAN ----- 2-0

Games: 1

Fayetteville: 1-0

Abilene: 1-0

Neutral: 0-0

|            |    |    |     |    |              |
|------------|----|----|-----|----|--------------|
| 11/29/2017 | AR | 79 | ABU | 65 | Fayetteville |
| 12/8/2018  | AR | 80 | ABU | 68 | Abilene      |

## AKRON ----- 1-0

Games: 1

Fayetteville: 0-0

Akron: 0-0

Neutral: 1-0

|            |    |    |       |    |                |
|------------|----|----|-------|----|----------------|
| 11/27/1987 | AR | 70 | Akron | 62 | Lawrence, Kan. |
|------------|----|----|-------|----|----------------|

## ALABAMA-BIRMINGHAM ----- 1-1

Games: 2

Fayetteville: 1-0

Birmingham: 0-1

Neutral: 0-0

|           |    |     |     |    |              |
|-----------|----|-----|-----|----|--------------|
| 1/16/1981 | AR | 48  | UAB | 82 | Birmingham   |
| 3/24/2019 | AR | 100 | UAB | 52 | Fayetteville |

## ALABAMA ----- 25-15

Games: 40 SEC: Arkansas leads 23-15

Fayetteville: 13-6

Tuscaloosa: 11-7

Neutral: 1-2

|           |         |     |             |          |                |
|-----------|---------|-----|-------------|----------|----------------|
| 1/26/1980 | AR      | 68  | Alabama     | 54       | Fayetteville   |
| 1/17/1981 | AR      | 65  | Alabama     | 70       | Tuscaloosa     |
| 2/22/1992 | AR      | 76  | Alabama     | 80       | Fayetteville   |
| 2/20/1993 | AR      | 56  | Alabama     | 66       | Tuscaloosa     |
| 2/2/1994  | AR      | 82  | #15 Alabama | 75       | Fayetteville   |
| 12/6/1994 | AR      | 79  | #6 Alabama  | 93       | Tuscaloosa     |
| 3/4/1995  | #16 AR  | 72  | #16 Alabama | 86       | Chattanooga    |
| 1/4/1996  | #18 AR  | 85  | #19 Alabama | 92 (OT)  | Fayetteville   |
| 2/6/1997  | #17 AR  | 61  | #7 Alabama  | 102      | Tuscaloosa     |
| 3/1/1997  | AR      | 63  | #7 Alabama  | 85       | Chattanooga    |
| 1/11/1998 | AR      | 102 | Alabama     | 90 (OT)  | Fayetteville   |
| 2/18/1999 | AR      | 77  | #25 Alabama | 73       | Tuscaloosa     |
| 2/3/2000  | AR      | 66  | Alabama     | 62       | Fayetteville   |
| 2/1/2001  | AR      | 69  | Alabama     | 74       | Tuscaloosa     |
| 1/10/2002 | AR      | 70  | Alabama     | 84       | Fayetteville   |
| 2/3/2002  | AR      | 72  | Alabama     | 70       | Tuscaloosa     |
| 2/2/2003  | #12 AR  | 59  | Alabama     | 58       | Tuscaloosa     |
| 3/2/2003  | #21 AR  | 68  | Alabama     | 53       | Fayetteville   |
| 3/6/2003  | #23 AR  | 53  | Alabama     | 48       | N. Little Rock |
| 2/15/2004 | AR      | 65  | Alabama     | 68       | Tuscaloosa     |
| 2/10/2005 | AR      | 83  | Alabama     | 68       | Fayetteville   |
| 1/15/2006 | AR      | 73  | Alabama     | 75       | Tuscaloosa     |
| 1/18/2007 | AR      | 71  | Alabama     | 63       | Fayetteville   |
| 1/17/2008 | AR      | 63  | Alabama     | 49       | Tuscaloosa     |
| 2/22/2009 | AR      | 74  | Alabama     | 69       | Fayetteville   |
| 1/24/2010 | AR      | 66  | Alabama     | 62 (OT)  | Tuscaloosa     |
| 2/21/2010 | AR      | 58  | Alabama     | 69       | Fayetteville   |
| 1/16/2011 | #20 AR  | 57  | Alabama     | 54       | Tuscaloosa     |
| 2/27/2011 | AR      | 79  | Alabama     | 92       | Fayetteville   |
| 2/2/2012  | AR (rv) | 70  | Alabama     | 52       | Fayetteville   |
| 2/10/2013 | AR      | 91  | Alabama     | 80 (3ot) | Tuscaloosa     |
| 2/13/2014 | AR      | 75  | Alabama     | 55       | Fayetteville   |
| 2/1/2015  | AR      | 53  | Alabama     | 42       | Tuscaloosa     |
| 2/18/2016 | AR      | 69  | Alabama     | 67       | Fayetteville   |
| 1/15/2017 | AR      | 68  | Alabama     | 50       | Tuscaloosa     |
| 1/7/2018  | AR      | 76  | Alabama     | 83       | Fayetteville   |
| 2/4/2018  | AR      | 74  | Alabama     | 66       | Tuscaloosa     |
| 1/24/2019 | AR      | 72  | Alabama     | 61       | Fayetteville   |
| 1/30/2020 | #25 AR  | 66  | Alabama     | 48       | Tuscaloosa     |
| 2/28/2021 | #16 AR  | 94  | Alabama     | 76       | Fayetteville   |

## ALABAMA STATE ----- 2-0

Games: 2

Fayetteville: 2-0

Jonesboro: 0-0

Neutral: 0-0

|            |    |    |            |    |              |
|------------|----|----|------------|----|--------------|
| 11/29/1991 | AR | 84 | Ala. State | 31 | Fayetteville |
| 11/19/2004 | AR | 74 | Ala. State | 49 | Fayetteville |

## ALASKA ----- 1-0

Games: 1

Fayetteville: 0-0

Anchorage: 1-0

Neutral: 0-0

|           |    |    |        |    |                 |
|-----------|----|----|--------|----|-----------------|
| 2/27/1982 | AR | 85 | Alaska | 52 | Anchorage, Ala. |
|-----------|----|----|--------|----|-----------------|

## ALCORN STATE ----- 3-0

Games: 3

Fayetteville: 1-0

Lorman: 0-0

Neutral: 2-0

|            |    |    |            |    |                   |
|------------|----|----|------------|----|-------------------|
| 12/29/1995 | AR | 72 | Alcorn St. | 53 | Waco, Texas       |
| 12/31/1996 | AR | 90 | Alcorn St. | 56 | Fayetteville      |
| 11/15/2009 | AR | 87 | Alcorn St. | 78 | Hot Springs, Ark. |

## ARIZONA ----- 0-1

Games: 1

Fayetteville: 0-0

Phoenix: 0-0

Neutral: 0-1

Postseason: 0-1 (NWIT)

|           |    |    |         |    |                 |
|-----------|----|----|---------|----|-----------------|
| 3/22/1996 | AR | 77 | Arizona | 80 | Amarillo (NWIT) |
|-----------|----|----|---------|----|-----------------|

## ARIZONA STATE ----- 1-2

Games: 3

Fayetteville: 0-1

Tempe: 1-1

Neutral: 0-0

|            |    |    |               |    |              |
|------------|----|----|---------------|----|--------------|
| 12/2/1989  | AR | 85 | Arizona State | 63 | Tempe, Ariz. |
| 12/21/2017 | AR | 43 | Arizona State | 89 | Tempe, Ariz. |
| 11/18/2018 | AR | 85 | Arizona State | 88 | Fayetteville |

## ARKANSAS STATE-BEEBE ----- 1-0

Games: 1

Fayetteville: 0-0

Beebe: 0-0

Neutral: 1-0

|            |    |    |           |    |                 |
|------------|----|----|-----------|----|-----------------|
| 11/18/1977 | AR | 62 | ASU-Beebe | 58 | West Fork, Ark. |
|------------|----|----|-----------|----|-----------------|

## ARKANSAS COLLEGE ----- 1-0

Games: 1

Fayetteville: 0-0

Wynnee: 1-0

Neutral: 0-0

|            |    |    |              |    |              |
|------------|----|----|--------------|----|--------------|
| 12/19/1981 | AR | 57 | Ark. College | 39 | Wynnee, Ark. |
|------------|----|----|--------------|----|--------------|

## ARKANSAS-LITTLE ROCK ----- 3-0

Games: 3

Fayetteville: 0-0

Little Rock: 2-0

Neutral: 0-0

Simmons Bank Arena: 1-0

|            |        |    |      |    |                 |
|------------|--------|----|------|----|-----------------|
| 12/9/1977  | AR     | 74 | UALR | 54 | Little Rock     |
| 12/21/2019 | #21 AR | 86 | UALR | 53 | Little Rock (N) |
| 12/19/2020 | #12 AR | 80 | UALR | 70 | Little Rock     |

## ARKANSAS-PINE BLUFF ----- 1-0

Games: 1

Fayetteville: 1-0

Pine Bluff: 0-0

Neutral: 0-0

|            |        |    |      |    |              |
|------------|--------|----|------|----|--------------|
| 12/21/2020 | #11 AR | 86 | UAPB | 52 | Fayetteville |
|------------|--------|----|------|----|--------------|

## ARKANSAS STATE ----- 5-3

Games: 8

Fayetteville: 3-0

Jonesboro: 2-3

Neutral: 0-0

Postseason: 0-1 (WNIT)

|            |    |    |            |    |                  |
|------------|----|----|------------|----|------------------|
| 12/10/1977 | AR | 59 | Ark. State | 67 | Jonesboro        |
| 2/28/1978  | AR | 70 | Ark. State | 67 | Fayetteville     |
| 1/25/1979  | AR | 47 | Ark. State | 55 | Jonesboro        |
| 2/28/1979  | AR | 52 | Ark. State | 37 | Fayetteville     |
| 3/1/1980   | AR | 62 | Ark. State | 55 | Jonesboro        |
| 12/13/1980 | AR | 57 | Ark. State | 50 | Fayetteville     |
| 1/3/1983   | AR | 80 | Ark. State | 47 | Jonesboro        |
| 3/21/2005  | AR | 84 | Ark. State | 98 | Jonesboro (WNIT) |

## ARKANSAS TECH ----- 2-6

Games: 8

Fayetteville: 2-2

Russelleville: 0-4

Neutral: 0-0

|           |    |    |              |    |               |
|-----------|----|----|--------------|----|---------------|
| 2/7/1977  | AR | 53 | Ark. Tech    | 49 | Fayetteville  |
| 2/10/1977 | AR | 51 | Ark. Tech    | 54 | Russelleville |
| 1/31/1978 | AR | 65 | Ark. Tech    | 74 | Russelleville |
| 2/21/1978 | AR | 61 | Ark. Tech    | 51 | Fayetteville  |
| 1/8/1979  | AR | 55 | Ark. Tech    | 58 | Fayetteville  |
| 2/25/1980 | AR | 45 | Ark. Tech    | 55 | Russelleville |
| 1/26/1981 | AR | 50 | #2 Ark. Tech | 51 | Fayetteville  |
| 2/21/1981 | AR | 64 | Ark. Tech    | 70 | Russelleville |

## AUBURN ----- 19-23

Games: 42 SEC: 19-21

Fayetteville: 9-10

Auburn: 8-11

Neutral: 2-2

|            |    |    |            |         |               |
|------------|----|----|------------|---------|---------------|
| 11/24/1984 | AR | 65 | Auburn     | 70      | Sanford, Fla. |
| 12/14/1989 | AR | 69 | #7 Auburn  | 84      | Fayetteville  |
| 1/11/1992  | AR | 67 | #17 Auburn | 56      | Fayetteville  |
| 1/9/1993   | AR | 49 | #21 Auburn | 68      | Auburn        |
| 1/22/1994  | AR | 57 | #23 Auburn | 66      | Fayetteville  |
| 1/22/1995  | AR | 80 | Auburn     | 73      | Auburn        |
| 2/20/1996  | AR | 73 | #17 Auburn | 72 (OT) | Fayetteville  |
| 2/9/1997   | AR | 77 | Auburn     | 85      | Auburn        |
| 2/8/1998   | AR | 71 | Auburn     | 63      | Fayetteville  |
| 2/26/1998  | AR | 59 | Auburn     | 43      | Columbus, Ga. |
| 2/7/1999   | AR | 46 | #19 Auburn | 66      | Auburn        |
| 2/17/2000  | AR | 56 | #13 Auburn | 73      | Auburn        |
| 2/24/2000  | AR | 58 | #13 Auburn | 71      | Fayetteville  |
| 1/28/2001  | AR | 77 | Auburn     | 68      | Fayetteville  |
| 2/22/2001  | AR | 60 | Auburn     | 68      | Auburn        |
| 2/17/2002  | AR | 88 | Auburn     | 65      | Fayetteville  |
| 1/26/2003  | AR | 36 | Auburn     | 64      | Auburn        |
| 1/25/2004  | AR | 44 | #22 Auburn | 71      | Fayetteville  |
| 2/3/2005   | AR | 51 | Auburn     | 62      | Auburn        |
| 1/12/2006  | AR | 64 | Auburn     | 60      | Fayetteville  |
| 1/14/2007  | AR | 65 | Auburn     | 62      | Auburn        |
| 2/10/2008  | AR | 68 | Auburn     | 73      | Fayetteville  |
| 3/2/2008   | AR | 57 | Auburn     | 74      | Auburn        |
| 3/6/2008   | AR | 51 | Auburn     | 73      | Nashville     |
| 1/18/2009  | AR | 61 | #6 Auburn  | 70      | Fayetteville  |
| 3/1/2009   | AR | 57 | #3 Auburn  | 94      | Auburn        |
| 2/11/2010  | AR | 73 | Auburn     | 58      | Auburn        |
| 2/13/2011  | AR | 59 | Auburn     | 64      | Fayetteville  |
| 1/15/2012  | AR | 59 | Auburn     | 39      | Fayetteville  |
| 2/12/2012  | AR | 51 | Auburn     | 48      | Auburn        |
| 1/3/2013   | AR | 47 | Auburn     | 50      | Auburn        |
| 2/2/2014   | AR | 48 | Auburn     | 56      | Auburn        |
| 1/29/2015  | AR | 52 | Auburn     | 47      | Fayetteville  |
| 2/15/2015  | AR | 54 | Auburn     | 36      | Auburn        |



# ALL TIME RESULTS

|   |   |  |
|---|---|--|
| 1/24/2016 AR 60 Auburn 71 (OT) Auburn           | BOSTON COLLEGE ----- 3-0                            | Neutral: 0-0   |
| 2/26/2017 AR 64 Auburn 70 Fayetteville          | Games: 3  |  |
| 1/14/2018 AR 68 Auburn 58 Auburn                | Fayetteville: 2-0                                   | 2/24/1978 AR 65 Cent. Ark. 59 Conway                     |
| 2/10/2019 AR 72 Auburn 75 Fayetteville          | Boston: 1-0   | 12/13/2020 #13 AR 105 Cent. Ark. 58 Fayetteville         |
| 1/5/2020 #20 AR 86 Auburn 70 Auburn             | Neutral: 0-0  |  |
| 3/5/2020 #25 AR 90 Auburn 68 Greenville         | 11/23/1990 AR 105 #24 Boston Coll. 74 Fayetteville  | CENTRAL FLORIDA ----- 1-0                                |
| 1/31/2021 #19 AR 77 Auburn 67 Fayetteville      | 11/30/1999 AR 79 Boston Coll. 68 Boston             | Games: 1   |
| 2/25/2021 #16 AR 74 Auburn 69 Auburn            | 11/20/2001 AR 76 Boston Coll. 60 Fayetteville       | Fayetteville: 0-0  |
| AUSTIN PEAY ----- 2-0                           | BRIGHAM YOUNG ----- 2-0                             | Orlando: 0-0   |
| Games: 2  | Games: 2  | Neutral: 1-0   |
| Fayetteville: 1-0                               | Fayetteville: 1-0                                   |  |
| Clarksville: 1-0                                | Provo: 1-0  | 12/13/1985 AR 101 Central Fla. 74 Oxford, Miss.          |
| Neutral: 0-0                                    | Neutral: 0-0  | CHARLOTTE ----- 1-0                                      |
| 11/18/2006 AR 58 Austin Peay 46 Clarksville     | 12/4/2000 AR 93 BYU 73 Fayetteville                 | Games: 1   |
| 11/17/2007 AR 61 Austin Peay 48 Fayetteville    | 1/2/2002 AR 85 BYU 57 Provo                         | Fayetteville: 1-0  |
| BARTLESVILLE WESLEYAN ----- 2-0                 | BROWN ----- 1-0                                     | Orlando: 0-0   |
| Games: 2  | Games: 1  | Neutral: 0-0   |
| Fayetteville: 1-0                               | Fayetteville: 0-0                                   | 12/7/2017 AR 73 Charlotte 72 Fayetteville                |
| Bartlesville: 1-0                               | Providence: 0-0                                     | CINCINNATI ----- 3-0                                     |
| Neutral: 0-0                                    | Neutral: 1-0  | Games: 3   |
| 12/4/1976 AR 68 BW 19 Bartlesville              | 1/2/1995 AR 76 Brown 58 Miami, Fla.                 | Fayetteville: 1-0  |
| 2/19/1977 AR 108 BW 29 Fayetteville             | BUTLER ----- 3-1                                    | Cincinnati: 2-0  |
| BAYLOR ----- 22-7                               | Games: 4  | Neutral: 0-0   |
| Games: 29                                       | Fayetteville: 2-0                                   | Postseason: 1-0 (NCAA)                                   |
| Fayetteville: 11-2                              | Indianapolis: 1-1                                   | 3/23/2003 #24 AR 71 Cincinnati 57 Cincinnati (NCAA)      |
| Waco: 7-4                                       | Neutral: 0-0  | 1/2/2005 AR 66 Cincinnati 54 Cincinnati                  |
| Neutral: 4-1                                    | 12/5/1992 AR 80 Butler 66 Fayetteville              | 12/28/2006 #23 AR 94 Cincinnati 82 Fayetteville          |
| 2/10/1978 AR 62 Baylor 71 Houston, Texas        | 1/10/1994 AR 69 Butler 66 Indianapolis              | CLEMSON ----- 3-0  |
| 2/10/1981 AR 62 Baylor 73 Fayetteville          | 12/13/2015 AR 57 Butler 63 Indianapolis             | Games: 3   |
| 1/28/1982 AR 71 Baylor 66 College Station       | 12/07/2016 AR 68 Butler 50 Fayetteville             | Fayetteville: 1-0  |
| 2/14/1983 AR 65 Baylor 72 Waco                  | CAL PLOY-POMONA ----- 1-0                           | Clemson: 1-0   |
| 3/12/1983 AR 65 Baylor 62 Austin, Texas         | Games: 1  | Neutral: 1-0   |
| 1/23/1984 AR 59 Baylor 61 Fayetteville          | Fayetteville: 0-0                                   | Postseason: 1-0 (NCAA)                                   |
| 2/4/1984 AR 71 Baylor 57 Waco                   | Pomona: 0-0   | 3/15/2002 AR 78 Clemson 68 Manhattan, Kan. (NCAA)        |
| 1/30/1985 AR 80 Baylor 76 Fayetteville          | Neutral: 1-0  | 11/10/2006 AR 75 Clemson 69 Clemson                      |
| 3/2/1985 AR 88 Baylor 67 Fayetteville           | 1/5/1984 AR 58 CP-Pomona 48 Las Vegas, Nev.         | 12/2/2007 AR 79 Clemson 63 Fayetteville                  |
| 3/4/1985 AR 78 Baylor 69 Fayetteville           | CALIFORNIA ----- 2-2                                | COLORADO ----- 1-2                                       |
| 1/25/1986 AR 86 Baylor 55 Fayetteville          | Games: 4  | Games: 3   |
| 2/26/1986 AR 86 Baylor 63 Waco                  | Fayetteville: 0-0                                   | Fayetteville: 1-1  |
| 1/22/1987 AR 65 Baylor 71 Waco                  | Berkeley: 1-2                                       | Boulder: 0-1   |
| 2/21/1987 AR 77 Baylor 51 Fayetteville          | Neutral: 1-0  | Neutral: 0-0   |
| 1/19/1988 AR 80 Baylor 68 Waco                  | 3/21/1982 AR 62 California 66 Berkeley (AIAW)       | 1/9/1992 AR 56 Colorado 51 Fayetteville                  |
| 2/20/1988 AR 71 Baylor 56 Fayetteville          | 12/5/1982 AR 84 California 66 Berkeley, Calif.      | 12/8/1992 AR 67 #19 Colorado 94 Boulder                  |
| 1/21/1989 AR 95 Baylor 87 Waco                  | 3/21/1987 AR 112 California 80 Amarillo (NWIT)      | 11/21/1995 #9 AR 71 #11 Colorado 73 Fayetteville         |
| 2/21/1989 AR 98 Baylor 50 Fayetteville          | 11/24/2019 #20 AR 80 California 84 Berkeley, Calif. | CONNECTICUT ----- 1-1                                    |
| 1/9/1990 AR 81 Baylor 43 Fayetteville           | CARL ALBERT CC ----- 1-0                            | Games: 2   |
| 2/10/1990 AR 98 Baylor 61 Waco                  | Games: 1  | Fayetteville: 1-0  |
| 1/26/1991 AR 77 Baylor 78 Waco                  | Fayetteville: 1-0                                   | Storres: 0-0   |
| 2/27/1991 AR 90 Baylor 74 Fayetteville          | Poteau: 0-0   | Neutral: 0-1   |
| 3/6/1991 AR 108 Baylor 63 Dallas, Texas         | Neutral: 0-0  | 11/14/1998 #18 AR 64 #3 Connecticut 100 San Jose, Calif. |
| 12/30/1995 AR 67 Baylor 47 Waco                 | 2/2/1977 AR 50 Carl Albert 41 Fayetteville          | 1/28/2021 #19 AR 90 #3 Connecticut 87 Fayetteville       |
| 11/24/1998 AR 75 Baylor 64 Fayetteville         | CENTENARY ----- 3-0                                 | COPPIN STATE ----- 3-0                                   |
| 12/3/1999 AR 80 Baylor 69 Waco                  | Games: 3  | Games: 3   |
| 3/17/2001 AR 68 #24 Baylor 59 Durham, N.C.      | Fayetteville: 2-0                                   | Fayetteville: 2-0  |
| 3/22/2015 AR 44 #5/6 Baylor 73 Waco (NCAA)      | Shreveport: 0-0                                     | Baltimore: 0-0   |
| 12/6/2020 #16 AR 83 #4 Baylor 78 Fayetteville   | Neutral: 1-0  | Neutral: 1-0   |
| BINGHAMTON ----- 1-0                            | 12/3/1981 AR 78 Centenary 55 Camden, Ark.           | 12/29/2005 AR 49 Coppin State 33 Miami, Fla.             |
| Games: 1  | 12/12/1981 AR 67 Centenary 47 Fayetteville          | 12/8/2009 AR 72 Coppin State 51 Fayetteville             |
| Fayetteville: 0-0                               | 11/21/2004 AR 86 Centenary 52 Fayetteville          | 12/28/2012 AR 71 Coppin State 57 Fayetteville            |
| Binghamton: 0-0                                 | CENTRAL ARKANSAS ----- 2-0                          | COTTEY COLLEGE ----- 2-0                                 |
| Neutral: 1-0                                    | Games: 2  | Games: 2   |
| 11/30/2013 AR 72 Bing 23 Albuquerque, NM.       | Fayetteville: 1-0                                   | Fayetteville: 1-0  |
| BOISE STATE ----- 2-0                           | Conway: 1-0   | Nevada: 1-0  |
| Games: 2  |   | Neutral: 1-0   |
| Fayetteville: 0-0                               |   |  |
| Boise: 0-0                                      |   |  |
| Neutral: 2-0                                    |   |  |
| 12/3/1993 AR 92 Boise State 75 Honolulu, Hawaii |   |  |
| 12/7/1996 AR 73 Boise State 44 Kona, Hawaii     |   |  |

# ALL TIME RESULTS

|   |  |   |
|---|--|---|
| 1/28/1977 AR 73 Cottey Coll. 44 Nevada, Mo.<br>2/2/1978 AR 97 Cottey Coll. 29 Fayetteville  | 11/24/2006 AR 84 Denver 58 Honolulu, Hi.   | 2/4/1996 AR 57 #21 Florida 73 Gainesville<br>2/2/1997 #18 AR 66 #13 Florida 79 (OT) Fayetteville<br>2/5/1998 AR 69 #10 Florida 80 Gainesville<br>2/27/1998 AR 49 #10 Florida 63 Columbus. (SEC)<br>2/4/1999 AR 77 Florida 87 Fayetteville<br>2/10/2000 AR 73 Florida 87 Gainesville<br>3/2/2000 AR 86 Florida 96 Chatt (SEC)<br>3/25/2000 AR 62 Florida 83Fville (WNIT Semis)<br>2/8/2001 AR 64 #6 Florida 75 Fayetteville<br>3/2/2001 AR 78 #10 Florida 69 Memphis (SEC)<br>2/21/2002 AR 58 #16 Florida 64 Gainesville<br>1/16/2003 #10 AR 84 Florida 45 Fayetteville<br>2/22/2004 AR 82 Florida 68 Gainesville<br>1/6/2005 AR 56 Florida 68 Fayetteville<br>1/26/2006 AR 69 #24 Florida 63 Fayetteville<br>1/21/2007 AR 67 Florida 57 Gainesville<br>1/20/2008 AR 74 Florida 92 Fayetteville<br>2/17/2008 AR 73 Florida 75 Gainesville<br>2/1/2009 AR 78 #12 Florida 94 Fayetteville<br>2/19/2009 AR 83 #15 Florida 74 Gainesville<br>1/3/2010 AR 53 Florida 59 Fayetteville<br>1/2/2011 #22 AR 53 Florida 64 Gainesville<br>3/3/2011 AR 59 Florida 68 Nashville (SEC)<br>1/29/2012 AR 73 Florida 72 (2ot) Fayetteville<br>3/7/2013 AR 58 Florida 69 Gainesville<br>3/7/2013 AR 59 Florida 64 Duluth (SEC)<br>1/9/2014 AR 52 Florida 59 Gainesville<br>2/6/2014 AR 55 Florida 49 Fayetteville<br>1/25/2015 AR 58 Florida 72 Gainesville<br>1/28/2016 AR 66 Florida 71 (OT) Fayetteville<br>2/9/2017 AR 53 Florida 57 Gainesville<br>3/3/2017 AR 61 Florida 71 Greenville (SEC)<br>1/18/2018 AR 51 Florida 65 Fayetteville<br>1/27/2019 AR 83 Florida 73 Gainesville<br>1/26/2020 #21 AR 79 Florida 57 Fayetteville<br>2/23/2020 #22 AR 80 Florida 83 Gainesville<br>1/14/2021 #15 AR 84 Florida 80 Fayetteville |
| CREIGHTON ----- 1-0<br>Games: 1<br>Fayetteville: 1-0<br>Omaha: 0-0<br>Neutral: 0-0  | DEPAUL ----- 1-2<br>Games: 3<br>Fayetteville: 1-0<br>Chicago: 0-1<br>Neutral: 0-1  | FLORIDA A&M ----- 2-0<br>Games: 2<br>Fayetteville: 2-0<br>Tallahassee: 0-0<br>Neutral: 0-0  |
| 2/25/1985 AR 84 Creighton 56 Fayetteville   | 12/18/1992 AR 47 DePaul 71 Chicago, Ill.<br>12/8/1993 AR 80 DePaul 68 Fayetteville<br>12/19/2009 AR 45 DePaul 46 Hot Springs, Ark.   | 11/24/1995 AR 80 Florida AM 73 Fayetteville<br>11/12/2010 AR 71 Florida AM 62 Fayetteville  |
| CROWDER COLLEGE ----- 1-0<br>Games: 1<br>Fayetteville: 0-0<br>Crowder: 1-0<br>Neutral: 0-0  | DETROIT ----- 1-0<br>Games: 1<br>Fayetteville: 0-0<br>Detroit: 0-0<br>Neutral: 1-0   | FLORIDA GULF COAST ----- 1-0<br>Games: 1<br>Fayetteville: 0-0<br>Fort Myers: 1-0<br>Neutral: 0-0  |
| 11/28/1979 AR 63 Crowder Col. 51 Crowder, Okla.   | 12/1/1989 AR 112 Detroit 68 Tempe, Ariz.   | 11/28/2020 #14 AR 86 FGCU 80 Fort Myers, Fla.   |
| CS-LONG BEACH ----- 0-1<br>Games: 1<br>Fayetteville: 0-0<br>Long Beach: 0-1<br>Neutral: 0-0   | DRAKE ----- 2-1<br>Games: 3<br>Fayetteville: 2-0<br>Des Moines: 0-1<br>Neutral: 0-0<br>Postseason: 2-0 (WNIT)  | FLORIDA INTERNATIONAL ----- 1-0<br>Games: 1<br>Fayetteville: 0-0<br>Miami: 1-0<br>Neutral: 0-0  |
| 12/12/1986 AR 58 #7 CSLB 76 Long Beach  | 12/19/1980 AR 60 Drake 87 Des Moines, Iowa<br>11/17/1995 AR 81 Drake 76Fayetteville (WNIT)<br>3/20/1999 AR 80 Drake 56Fayetteville (WNIT)                                  | 12/30/2005 AR 58 FIU 54 Miami, Fla.   |
| DARTMOUTH ----- 1-0<br>Games: 1<br>Fayetteville: 1-0<br>Hanover: 0-0<br>Neutral: 0-0  | DUKE ----- 1-2<br>Games: 3<br>Fayetteville: 0-0<br>Durham: 0-1<br>Neutral: 1-1<br>Postseason: 1-1 (NCAA)   | FLORIDA STATE ----- 1-0<br>Games: 1<br>Fayetteville: 0-0<br>Tallahassee: 0-0<br>Neutral: 1-0  |
| 12/18/2008 AR 66 Dartmouth 57 Fayetteville  | 3/23/1998 AR 77 Duke 72 Oakland (NCAA)<br>3/19/2001 AR 54 Duke 75 Durham (NCAA)<br>11/30/2002 AR 72 Duke (OT) 74 Virgin Isl.   | 2/13/2011 AR 55 #13 FSU 52 Daytona Beach  |
| DAVIDSON ----- 1-0<br>Games: 1<br>Fayetteville: -0<br>Davidson: 0-0<br>Neutral: 0-0   | EAST TENNESSEE STATE ----- 1-0<br>Games: 1<br>Fayetteville: 1-0<br>Johnson City: 0-0<br>Neutral: 0-0   | FURMAN ----- 3-0<br>Games: 3<br>Fayetteville: 2-0<br>Furman: 1-0<br>Neutral: 1-0  |
| 11/14/10 AR 68 Davidson 55 Fayetteville   | 11/22/2009 AR 95 ETSU 78 Fayetteville  | 12/28/2010 AR (22) 88 Furman 44 Fayetteville<br>12/16/2012 AR 73 Furman 38 Furman   |
| DAYTON ----- 5-0<br>Games: 5<br>Fayetteville: 2-0<br>Dayton: 2-0<br>Neutral: 1-0<br>Postseason: 1-0 (NCAA)  | EASTERN OKLAHOMA ----- 0-2<br>Games: 2<br>Fayetteville: 0-1<br>Wilburton: 0-0<br>Neutral: 0-1  |   |
| 1/12/1994 AR 76 Dayton 59 Dayton<br>1/2/1996 AR 70 Dayton 53 Fayetteville<br>12/7/2000 AR 80 Dayton 77 Dayton<br>12/21/2001 AR 73 Dayton 55 Fayetteville<br>3/17/2012 AR 72 Dayton 55 College Station | 11/19/1977 AR 90 Eastern Okla. 98 West Fork, Ark.<br>1/18/1980 AR 39 Eastern Okla. 53 Fayetteville   |   |
| DELAWARE ----- 1-0<br>Games: 1<br>Fayetteville: 0-0<br>Hanover: 1-0<br>Neutral: 0-0   | EVANGEL COLLEGE ----- 1-0<br>Games: 1<br>Fayetteville: 1-0<br>Springfield: 0-0<br>Neutral: 0-0   |   |
| 12/29/2007 AR 62 Delaware 49 Hanover, NH  | 1/9/1982 AR 88 Evangel Coll. 4 Fayetteville  |   |
| DELTA STATE ----- 1-2<br>Games: 3<br>Fayetteville: 1-1<br>Cleveland: 0-1<br>Neutral: 0-0  | FLORIDA ----- 12-29<br>Games: 41 SEC: 12-29<br>Fayetteville: 7-11<br>Gainesville: 4-13<br>Neutral: 1-5<br>Postseason: 0-1 (WNIT)   |   |
| 2/23/1981 AR 53 Delta State 84 Fayetteville<br>2/23/1982 AR 64 Delta State 75 Cleveland, Miss.<br>2/7/1983 AR 84 Delta State 77 Fayetteville  | 1/18/1992 AR 46 Florida 58 Gainesville<br>1/16/1993 AR 60 Florida 68 Fayetteville<br>1/30/1994 AR 69 Florida 74 Gainesville<br>1/28/1995 AR 72 #13 Florida 66 Fayetteville |   |
| DENVER ----- 1-0<br>Games: 1<br>Fayetteville: 0-0<br>Denver: 0-0<br>Neutral: 1-0  |  |   |



# ALL TIME RESULTS

11/16/2013 AR 74 Furman 45 Fayetteville

GEORGE WASHINGTON ----- 0-2

Games: 2  
Series Record: Arkansas trails 0-2  
Fayetteville: 0-1  
Washington DC: 0-1  
Neutral: 0-0

12/5/1998 AR 56 GW 74 Washington, D.C.

1/3/2000 AR 71 GW 83 Fayetteville

GEORGIA ----- 6-36

Games: 42 SEC: 4-34  
Fayetteville: 3-17  
Athens: 3-17  
Neutral: 1-1

12/10/1980 AR 49 Georgia 61 Fayetteville

3/18/1990 #22 AR 81 #7 Georgia 70 Athens

12/19/1991 #20 AR 62 Georgia 79 Fayetteville

1/13/1993 AR 71 Georgia 91 Athens

3/5/1993 #25 AR 73 Georgia 84 Fayetteville

1/8/1994 AR 64 Georgia 73 Fayetteville

3/4/1994 AR 62 Georgia 84 Fayetteville

1/8/1995 #24 AR 67 #11 Georgia 72 Athens

2/24/1996 AR 54 #2 Georgia 87 Fayetteville

2/23/1997 #20 AR 63 #5 Georgia 79 Athens

1/21/1998 AR 51 #18 Georgia 81 Athens

2/20/1998 AR 81 Georgia 86 (OT) Fayetteville

1/21/1999 AR 59 #5 Georgia 68 Fayetteville

2/21/1999 AR 82 #14 Georgia 98 Athens

2/20/2000 AR 69 Georgia 72 Fayetteville

2/18/2001 AR 60 #5 Georgia 81 Athens

3/3/2001 AR 44 #6 Georgia 63 Memphis

2/24/2002 AR 66 #23 Georgia 45 Fayetteville

2/23/2003 #15 AR 60 #13 Georgia 69 Athens

2/8/2004 AR 71 #16 Georgia 63 Fayetteville

12/30/2004 AR 57 #16 Georgia 78 Athens

2/23/2006 AR 80 #13 Georgia 86 Fayetteville

2/25/2007 AR 51 #11 Georgia 69 Athens

2/7/2008 AR 58 #24 Georgia 72 Fayetteville

2/8/2009 AR 77 Georgia 64 Athens

1/17/2010 AR 63 #6 Georgia 73 Fayetteville

2/28/2010 AR 48 #24 Georgia 79 Athens

1/13/2011 #20 AR 56 Georgia 59 Fayetteville

2/3/2011 AR 54 #24 Georgia 57 (OT) Athens

1/1/2012 AR 57 #17/15 Georgia 67 Athens

1/17/2013 AR 53 #13/12 Georgia 57 Fayetteville

2/21/2013 AR 34 #13/12 Georgia 66 Athens

1/16/2014 AR 58 Georgia 60 Athens

2/9/2015 AR 54 #24/21 Georgia 48 Fayetteville

2/25/2016 AR 57 Georgia 72 Athens

2/2/2017 AR 66 Georgia 69 Fayetteville

1/11/2018 AR 65 Georgia 78 Athens

1/31/2019 AR 72 Georgia 80 Fayetteville

2/21/2019 AR 83 Georgia 93 Athens

3/7/2019 AR 86 Georgia 76 Greenville

1/23/2020 #21 AR 55 Georgia 64 Fayetteville

1/25/2021 #19 AR 73 #22 Georgia 75 Athens

GEORGIA SOUTHERN ----- 2-0

Games: 2  
Fayetteville: 1-0  
Statesboro: 0-0  
Neutral: 1-0

11/28/1997 AR 104 Ga. Southern 71 Fayetteville

11/23/2007 AR 77 Ga. Southern 51 San Antonio

GEORGIA STATE ----- 1-0

Games: 1  
Fayetteville: 0-0  
Atlanta: 0-0  
Neutral: 1-0

1/14/1983 AR 70 Ga. State 62 Lexington, Ky.

GEORGIA TECH ----- 2-0

Games: 2  
Fayetteville: 0-0  
Atlanta: 0-0  
Neutral: 1-0  
Postseason: 1-0 (WNIT)

3/21/2000 AR 78 Georgia Tech 67 F'ville (WNIT)

2/13/2005 AR 71 Georgia Tech 59 Duluth, Ga.

GAMBLING STATE ----- 8-0

Games: 8  
Fayetteville: 5-0  
Grambling: 1-0  
Neutral: 2-0

12/17/1981 AR 83 Grambling St. 60 Fayetteville

1/7/1983 AR 57 Grambling St. 52 Grambling

12/16/1984 AR 96 Grambling St. 57 Little Rock, Ark.

12/6/1991 AR 90 Grambling St. 66 Houston, Texas

11/29/2005 AR 88 Grambling St. 69 Fayetteville

11/25/2011 AR 69 Grambling St. 49 Fayetteville

12/29/2014 RV AR 77 Grambling St. 35 Fayetteville

12/28/2017 AR 79 Grambling St. 62 Fayetteville

HAMPTON ----- 1-0

Games: 1  
Fayetteville: 0-0  
Hampton: 0-0  
Neutral: 1-0

11/29/2002 AR 78 Hampton 41 US Virgin Isl.

HARVARD ----- 2-0

Games: 2  
Fayetteville: 0-0  
Cambridge: 0-0  
Neutral: 2-0  
Postseason: 1-0 (NCAA)

3/16/1998 AR 82 Harvard 64 Palo Alto (NCAA)

12/21/2000 AR 87 Harvard 48 NLR, Ark.

HAWAII ----- 4-2

Games: 6  
Fayetteville: 0-0  
Honolulu: 3-2  
Neutral: 1-0  
Postseason: 1-0 (NCAA)

12/4/1987 AR 66 Hawai'i 85 Honolulu

12/5/1993 AR 58 Hawai'i 88 Honolulu

3/14/1998 AR 76 Hawai'i 70 Palo Alto (NCAA)

11/26/2000 AR 76 Hawai'i 73 Honolulu

11/25/2006 AR 70 Hawai'i 56 Honolulu

11/24/2012 AR 83 Hawai'i 68 Honolulu

HIGH POINT ----- 2-0

Games: 2  
Fayetteville: 2-0  
High Point: 0-0  
Neutral: 0-0

11/19/2008 AR 63 High Point 46 Fayetteville

11/26/2010 AR 82 High Point 63 Fayetteville

HOUSTON ----- 15-8

Games: 23  
Fayetteville: 7-2  
Houston: 7-6  
Neutral: 1-0

2/9/1979 AR 40 Houston 69 Houston

2/13/1982 AR 72 Houston 62 Houston

1/29/1983 AR 62 Houston 58 Houston

1/26/1984 AR 68 Houston 58 Fayetteville

2/25/1984 AR 54 Houston 66 Houston

1/19/1985 AR 62 Houston 79 Houston

2/19/1985 AR 71 Houston 73 Fayetteville

1/14/1986 AR 66 Houston 60 Fayetteville

2/15/1986 AR 77 Houston 67 Houston

1/14/1987 AR 76 Houston (OT) 78 Houston

2/10/1987 AR 78 Houston 60 Fayetteville

3/5/1987 AR 96 Houston 82 Dallas, Texas

1/30/1988 AR 58 Houston 70 Fayetteville

3/2/1988 AR 89 Houston 97 Houston

1/31/1989 AR 84 Houston 82 Houston

3/4/1989 AR 90 Houston 88 Fayetteville

1/3/1990 AR 75 Houston 64 Houston

2/3/1990 AR 88 Houston 70 Fayetteville

1/5/1991 AR 88 Houston 61 Fayetteville

2/6/1991 AR 78 Houston 76 Houston

3/7/1991 AR 83 Houston (OT) 77 Houston

12/7/1991 AR 61 Houston 78 Houston

3/21/2019 AR 88 Houston (OT) 80 Fayetteville

HOUSTON BAPTIST ----- 1-0

Games: 1  
Fayetteville: 1-0  
Brookings: 0-0  
Neutral: 0-0

12/28/2016 AR 101 H. Baptist 40 Fayetteville

HOWARD ----- 1-0

Games: 1  
Fayetteville: 1-0  
Washington DC: 0-0  
Neutral: 0-0

2/15/2001 AR 98 Howard 69 Fayetteville

IDAHO STATE ----- 1-0

Games: 1  
Fayetteville: 0-0  
Pocatello: 0-0  
Neutral: 1-0

11/26/2004 AR 69 Idaho State 59 Corpus Christi

ILLINOIS ----- 0-2

Games: 2  
Fayetteville: 0-0  
Champaign: 0-2  
Neutral: 0-0

1/9/1996 AR 64 Illinois 88 Champaign

1/8/1997 AR 81 Illinois 100 Champaign

ILLINOIS STATE ----- 0-1

Games: 1  
Fayetteville: 0-0  
Bloomington: 0-1  
Neutral: 0-0  
Postseason: 0-1

3/27/2011 AR 49 Ill State 60 Bloomington

INDIANA ----- 3-1

Games: 4  
Fayetteville: 1-1  
Bloomington: 1-0  
Neutral: 1-0

2/26/1982 AR 60 Indiana 63 Fayetteville

11/27/1982 AR 62 Indiana 61 Manhattan, Kan.

12/20/2003 AR 78 Indiana 70 Bloomington

12/1/2004 AR 53 Indiana 50 Fayetteville

IONA ----- 1-0

Games: 1  
Fayetteville: 0-0  
New Rochelle: 0-0  
Neutral: 1-0

11/26/2009 AR 66 Iona 60 Cancun, Mex.

# ALL TIME RESULTS

|  |  |  |  |  |  |  |  |   |  |  |  |
|--|--|--|--|--|--|--|--|---|--|--|--|
| IOWA ----- 3-0                                   |  |  |  | Kent: 0-1  |  |  |  | 11/25/1980 AR 77 Northeast La. 68 Fayetteville  |  |  |  |
| Games: 3   |  |  |  | Neutral: 0-0                                       |  |  |  | 12/5/1981 AR 70 Northeast La. 68 Monroe         |  |  |  |
| Fayetteville: 1-0                                |  |  |  | 12/21/1991 AR 89 Kent State 72 Fayetteville        |  |  |  | 11/29/1994 AR 74 Northeast La. 59 Fayetteville  |  |  |  |
| Iowa City: 0-0                                   |  |  |  | 11/30/1993 AR 81 Kent State 86 Kent, Ohio          |  |  |  | 11/29/1995 AR 77 Northeast La. 62 Monroe        |  |  |  |
| Neutral: 2-0                                     |  |  |  | KENTUCKY ----- 14-25                               |  |  |  | 11/20/1999 AR 85 La.-Monroe 48 Fayetteville     |  |  |  |
| 11/23/1997 AR 83 Iowa 57 Boston                  |  |  |  | Games: 39 SEC: 14-25                               |  |  |  | 1/24/2001 AR 86 La.-Monroe 70 Monroe            |  |  |  |
| 1/30/2000 AR 72 Iowa 65 Fayetteville             |  |  |  | Fayetteville: 10-7                                 |  |  |  | 11/17/2001 AR 99 La.-Monroe 47 Fayetteville     |  |  |  |
| 11/28/2014 RV AR 77 #17/16 Iowa 67               |  |  |  | Lexington: 3-16                                    |  |  |  | 11/13/2006 AR 62 La.-Monroe 54 Fayetteville     |  |  |  |
| Las Vegas  |  |  |  | Neutral: 1-2                                       |  |  |  | 11/15/2008 AR 77 La.-Monroe 38 Fayetteville     |  |  |  |
| IOWA STATE ----- 1-2                             |  |  |  | 1/15/1983 AR 43 Kentucky 77 Lexington              |  |  |  | 11/13/2016 AR 92 La.-Monroe 46 Fayetteville     |  |  |  |
| Games: 3   |  |  |  | 1/24/1992 AR 74 Kentucky 75 (OT) Lexington         |  |  |  | 12/3/2020 #16 AR 103 La.-Monroe 50 Fayetteville |  |  |  |
| Fayetteville: 1-0                                |  |  |  | 3/6/1992 AR 63 Kentucky 79 Albany, Ga.             |  |  |  | LAMAR ----- 2-3                                 |  |  |  |
| Ames: 0-2  |  |  |  | 1/23/1993 AR 45 Kentucky 43 Fayetteville           |  |  |  | Games: 5  |  |  |  |
| Neutral: 0-0                                     |  |  |  | 2/5/1994 AR 60 Kentucky 81 Lexington               |  |  |  | Fayetteville: 1-0                               |  |  |  |
| 11/19/1979 AR 56 Iowa State 39 Fayetteville      |  |  |  | 2/4/1995 AR 62 Kentucky 56 Fayetteville            |  |  |  | Beaumont: 1-1                                   |  |  |  |
| 12/20/1980 AR 60 Iowa State 71 Ames              |  |  |  | 1/28/1996 AR 65 Kentucky 69 Lexington              |  |  |  | Neutral: 0-2                                    |  |  |  |
| 12/2/2018 AR 82 Iowa State 91 Ames               |  |  |  | 1/25/1997 AR 88 Kentucky 55 Fayetteville           |  |  |  | Postseason: 0-1 (NCAA); WNIT (1-0)              |  |  |  |
| JACKSON STATE ----- 4-0                          |  |  |  | 2/28/1997 AR 71 Kentucky 60 Chattanooga            |  |  |  | 2/10/1978 AR 50 Lamar 55 Houston, Texas         |  |  |  |
| Games: 4   |  |  |  | 1/31/1998 AR 79 Kentucky 63 Lexington              |  |  |  | 1/28/1983 AR 52 Lamar 60 Beaumont, Texas        |  |  |  |
| Fayetteville: 4-0                                |  |  |  | 1/31/1999 AR 74 Kentucky 69 (OT) Fayetteville      |  |  |  | 1/29/1986 AR 67 Lamar 55 Beaumont, Texas        |  |  |  |
| Jackson: 0-0                                     |  |  |  | 1/16/2000 AR 60 Kentucky 68 Lexington              |  |  |  | 3/21/1991 AR 75 Lamar 91 Austin (NCAA)          |  |  |  |
| Neutral: 0-0                                     |  |  |  | 2/6/2000 AR 83 Kentucky 70 Fayetteville            |  |  |  | 3/17/2011 AR 91 Lamar 65 F'ville (WNIT)         |  |  |  |
| 2/25/1993 AR 82 Jackson St. 39 Fayetteville      |  |  |  | 1/14/2001 AR 69 Kentucky 50 Fayetteville           |  |  |  | LIPSCOMB ----- 2-0                              |  |  |  |
| 11/14/2007 AR 72 Jackson St. 49 Fayetteville     |  |  |  | 2/4/2001 AR 84 Kentucky 78 Lexington               |  |  |  | Games: 2  |  |  |  |
| 11/9/2012 AR 97 Jackson St. 58 Fayetteville      |  |  |  | 1/17/2002 AR 76 Kentucky 64 Fayetteville           |  |  |  | Fayetteville: 1-0                               |  |  |  |
| 12/30/2018 AR 76 Jackson St. 57 Fayetteville     |  |  |  | 2/13/2003 AR 70 Kentucky 60 Lexington              |  |  |  | Nashville: 1-0                                  |  |  |  |
| JOHN BROWN ----- 6-0                             |  |  |  | 2/19/2004 AR 69 Kentucky 58 Fayetteville           |  |  |  | Neutral: 0-0                                    |  |  |  |
| Games: 6   |  |  |  | 2/27/2005 AR 67 Kentucky 73 Lexington              |  |  |  | 11/17/2006 AR 77 Lipscomb 39 Nashville          |  |  |  |
| Fayetteville: 3-0                                |  |  |  | 2/12/2006 AR 50 Kentucky 79 Fayetteville           |  |  |  | 11/11/2007 AR 87 Lipscomb 60 Fayetteville       |  |  |  |
| Siloam Springs: 3-0                              |  |  |  | 2/18/2007 AR 60 Kentucky 87 Lexington              |  |  |  | LOUISVILLE ----- 2-0                            |  |  |  |
| Neutral: 0-0                                     |  |  |  | 3/1/2007 AR 57 Kentucky 72 Duluth, Ga.             |  |  |  | Games: 2  |  |  |  |
| 12/1/1976 AR 92 John Brown 87 Siloam Springs     |  |  |  | 2/24/2008 AR 56 Kentucky 59 Fayetteville           |  |  |  | Fayetteville: 1-0                               |  |  |  |
| 12/11/1976 AR 76 John Brown 57 Fayetteville      |  |  |  | 1/11/2009 AR 63 Kentucky 72 Lexington              |  |  |  | Louisville: 1-0                                 |  |  |  |
| 12/1/1977 AR 75 John Brown 46 Siloam Springs     |  |  |  | 1/21/2010 AR 52 #25 Kentucky 69 Lexington          |  |  |  | Neutral: 0-0                                    |  |  |  |
| 1/21/1978 AR 70 John Brown 57 Fayetteville       |  |  |  | 2/7/2010 AR 57 #18 Kentucky 71 Fayetteville        |  |  |  | 12/4/1997 AR 69 Louisville 57 Louisville        |  |  |  |
| 11/28/1978 AR 55 John Brown 47 Siloam Springs    |  |  |  | 1/6/2011 #25 AR 78 #10 Kentucky 67 Fayetteville    |  |  |  | 11/21/1998 AR 70 Louisville 61 Fayetteville     |  |  |  |
| 12/16/1978 AR 73 John Brown 48 Fayetteville      |  |  |  | 1/24/2011 AR 54 #20 Kentucky 55 Lexington          |  |  |  | LOYOLA-CHICAGO ----- 1-0                        |  |  |  |
| KANSAS ----- 4-4                                 |  |  |  | 1/5/2012 AR 72 #6/7 Kentucky 84 Lexington          |  |  |  | Games: 1  |  |  |  |
| Games: 8   |  |  |  | 2/7/2013 AR 74 #8/10 Kentucky 80 (OT) Fayetteville |  |  |  | Fayetteville: 0-0                               |  |  |  |
| Fayetteville: 1-1                                |  |  |  | 1/26/2014 AR 58 #8/9 Kentucky 68 Lexington         |  |  |  | Chicago: 1-0                                    |  |  |  |
| Lawrence: 1-2                                    |  |  |  | 2/26/2015 AR 51 #13 Kentucky 56 Fayetteville       |  |  |  | Neutral: 0-0                                    |  |  |  |
| Neutral: 2-1                                     |  |  |  | 2/21/2016 AR 63 #16 Kentucky 77 Lexington          |  |  |  | 12/19/1992 AR 75 Loyola-Chic. 70 Chicago        |  |  |  |
| Postseason: 1-1 (NCAA)                           |  |  |  | 2/16/2017 AR 62 Kentucky 69 Fayetteville           |  |  |  | LOYOLA MARYMOUNT ----- 1-2                      |  |  |  |
| 11/25/1983 AR 72 Kansas 53 Minneapolis           |  |  |  | 1/29/2018 AR 65 Kentucky 76 Fayetteville           |  |  |  | Games: 3  |  |  |  |
| 11/28/1987 AR 68 Kansas 75 Lawrence              |  |  |  | 2/15/2018 AR 57 Kentucky 78 Lexington              |  |  |  | Fayetteville: 1-0                               |  |  |  |
| 12/9/1989 AR 51 Kansas 56 Fayetteville           |  |  |  | 2/17/2019 AR 59 Kentucky 61 Lexington              |  |  |  | Los Angeles: 0-1                                |  |  |  |
| 3/21/1998 AR 79 Kansas 63 Oakland (NCAA)         |  |  |  | 2/9/2020 #25 AR 103 #15 Kentucky 85 Fayetteville   |  |  |  | Neutral: 0-1                                    |  |  |  |
| 3/26/2009 AR 59 Kansas 75 Manhattan (NCAA)       |  |  |  | 12/31/2020 #10 AR 64 #13 Kentucky 75 Lexington     |  |  |  | 12/5/1987 AR 58 ULM 60 Honolulu                 |  |  |  |
| 12/6/2012 AR 64 #17 Kansas 56 Fayetteville       |  |  |  | LOUISIANA TECH ----- 0-3                           |  |  |  | 12/30/2002 AR 87 ULM 52 Fayetteville            |  |  |  |
| 12/4/2013 AR 64 Kansas 53 Lawrence               |  |  |  | Games: 3   |  |  |  | 11/29/2003 AR 58 ULM 64 Los Angeles             |  |  |  |
| 12/3/2017 AR 60 Kansas 71 Lawrence (SEC/Big 12)  |  |  |  | Fayetteville: 0-1                                  |  |  |  | LSU ----- 18-33                                 |  |  |  |
| KANSAS STATE ----- 3-3                           |  |  |  | Neutral: 0-0                                       |  |  |  | Games: 51 SEC: 18-33                            |  |  |  |
| Games: 6   |  |  |  | 11/30/1978 AR 28 La. Tech 82 Ruston                |  |  |  | Fayetteville: 10-14                             |  |  |  |
| Fayetteville: 3-0                                |  |  |  | 1/8/1983 AR 34 La. Tech 74 Ruston                  |  |  |  | Baton Rouge: 8-16                               |  |  |  |
| Manhattan: 0-3                                   |  |  |  | 11/29/1983 AR 52 La. Tech 75 Fayetteville          |  |  |  | Neutral: 0-3                                    |  |  |  |
| Neutral: 0-0                                     |  |  |  | LA-LAFAYETTE (USL) ----- 3-1                       |  |  |  | 2/11/1992 AR 74 LSU 66 Fayetteville             |  |  |  |
| Postseason: 0-1 (NCAA); 0-1 (WNIT)               |  |  |  | Games: 4   |  |  |  | 2/10/1993 AR 69 LSU 66 Baton Rouge              |  |  |  |
| 1/2/1982 AR 68 Kansas State 53 Fayetteville      |  |  |  | Fayetteville: 1-0                                  |  |  |  | 2/7/1994 AR 64 LSU 75 Fayetteville              |  |  |  |
| 11/26/1982 AR 79 Kansas State 86 Manhattan       |  |  |  | Lafayette: 1-0                                     |  |  |  | 2/14/1995 #18 AR 82 LSU 72 Baton Rouge          |  |  |  |
| 3/17/2002 AR 68 Kansas State 82 Manhattan (NCAA) |  |  |  | Neutral: 1-1                                       |  |  |  | 1/23/1996 #22 AR 73 LSU 72 Baton Rouge          |  |  |  |
| 12/6/2008 AR 56 Kansas State 65 Manhattan (WNIT) |  |  |  | 1/15/1982 AR 90 SW Louisiana 59 Lafayette, La.     |  |  |  | 1/31/1996 #24 AR 74 LSU 65 Fayetteville         |  |  |  |
| 12/2/2009 AR 60 Kansas State 58 Fayetteville     |  |  |  | 1/6/2003 AR 75 La-Lafayette 57 Fayetteville        |  |  |  | 3/23/1996 AR 63 LSU 91 Amarillo                 |  |  |  |
| 12/7/2019 #23 AR 81 Kansas State 72 Fayetteville |  |  |  | 12/16/2004 AR 82 La.-Lafayette 68 NLR, Ark.        |  |  |  | 1/21/1997 #13 AR 72 LSU 79 Baton Rouge          |  |  |  |
| KENT STATE ----- 1-1                             |  |  |  | 11/27/2015 AR 59 La-Lafayette 67 San Juan, PR      |  |  |  | 2/19/1997 #20 AR 66 #3 LSU 76 Fayetteville      |  |  |  |
| Games: 2   |  |  |  | LOUISIANA-MONROE (ULM) ----- 11-0                  |  |  |  | 1/6/1998 AR 81 LSU 66 Fayetteville              |  |  |  |
| Fayetteville: 1-0                                |  |  |  | Games: 11  |  |  |  | 2/11/1998 AR 55 LSU 77 Baton Rouge              |  |  |  |
|  |  |  |  | Fayetteville: 8-0                                  |  |  |  | 1/6/1999 AR 51 LSU 85 Baton Rouge               |  |  |  |
|  |  |  |  | Monroe: 3-0  |  |  |  |   |  |  |  |
|  |  |  |  | Neutral: 0-0                                       |  |  |  |   |  |  |  |



# ALL TIME RESULTS

|  |  |  |
|--|--|--|
| 2/11/1999 AR 86 #20 LSU 61 Fayetteville                | 12/22/1985 AR 76 Memp. State 64 Fayetteville | 2/9/2003 #14 AR 62 MS 60 Fayetteville        |
| 1/13/2000 AR 69 #17 LSU 82 Fayetteville                | 12/22/1986 AR 60 Memp. State 79 Memphis      | 1/11/2004 AR 67 MS 61 Fayetteville           |
| 2/12/2000 AR 51 #7 LSU 68 Baton Rouge                  | 1/5/1992 AR 50 Memp. State 58 Memphis        | 2/29/2004 AR 73 MS 84 Oxford                 |
| 1/11/2001 AR 54 #9 LSU 61 Baton Rouge                  | 2/2/1993 AR 82 Memp. State 60 Fayetteville   | 1/9/2005 AR 73 MS 85 Oxford                  |
| 2/11/2001 AR 58 #14 LSU 62 Fayetteville                | 12/19/1997 AR 93 Memphis 84 Fayetteville     | 1/30/2005 AR 52 MS 75 Fayetteville           |
| 1/20/2002 AR 55 LSU 65 Baton Rouge                     | 12/1/1998 AR 58 Memphis 70 Memphis           | 2/26/2006 AR 78 MS 85 Oxford                 |
| 2/10/2002 AR 80 LSU 71 Fayetteville                    | 12/19/1999 AR 82 Memphis 88 NLR, Ark.        | 3/2/2006 AR 64 MS 94 N. Little Rock          |
| 1/19/2003 #10 AR 82 #2 LSU 72 Fayetteville             | 11/18/2000 AR 58 Memphis 66 Memphis          | 2/4/2007 #20 AR 87 MS 90 (20T) Fayetteville  |
| 2/27/2003 #21 AR 57 #4 LSU 70 Baton Rouge              | 12/2/2001 AR 85 Memphis 48 Fayetteville      | 1/13/2008 AR 55 MS 63 Oxford                 |
| 3/7/2003 #23 AR 72 #6 LSU 78 N. Little Rock            | 1/9/2003 AR 78 Memphis 64 Memphis            | 2/15/2009 AR 70 MS 59 Fayetteville           |
| 1/22/2004 AR 65 #12 LSU 73 Fayetteville                | 1/2/2004 AR 79 Memphis 75 Fayetteville       | 3/5/2009 AR 60 MS 65 N. Little Rock          |
| 2/12/2004 AR 65 #16 LSU 92 Baton Rouge                 | 12/7/2004 AR 59 Memphis 53 Memphis           | 1/10/2010 AR 71 MS 86 Oxford                 |
| 1/20/2005 AR 45 #2 LSU 91 Baton Rouge                  | 11/21/2005 AR 99 Memphis 53 Fayetteville     | 2/18/2010 AR 67 MS 59 Fayetteville           |
| 2/24/2005 AR 64 #1 LSU 90 Fayetteville                 | 12/18/2006 AR 70 Memphis 54 Memphis          | 1/23/2011 #23 AR 65 MS 69 Fayetteville       |
| 2/2/2006 AR 59 #3 LSU 93 Fayetteville                  | 12/18/2007 AR 91 Memphis 66 Fayetteville     | 2/17/2011 AR 56 MS 53 Oxford                 |
| 2/19/2006 AR 42 #2 LSU 64 Baton Rouge                  | 12/3/2008 AR 76 Memphis 69 Memphis           | 1/12/2012 AR 54 MS 60 Oxford                 |
| 1/25/2007 AR 53 #8 LSU 70 Baton Rouge                  | 3/21/2013 AR 67 Memphis 57 F'ville (WNIT)    | 3/1/2012 AR 67 MS 47 Nashville (SEC)         |
| 2/15/2007 AR 65 #7 LSU 86 Fayetteville                 | 11/25/2016 AR 91 Memphis 61 Reno, Nev.       | 1/31/2013 AR 77 MS 66 Oxford                 |
| 1/10/2008 AR 54 #11LSU 76 Fayetteville                 | MIAMI (FLORIDA) 1-0                          | 3/3/2013 AR 93 MS 52 Fayetteville            |
| 2/28/2008 AR 46 #6 LSU 83 Baton Rouge                  | Games: 1                                     | 1/19/2014 AR 68 MS 65 Fayetteville           |
| 1/8/2009 AR 42 LSU 62 Fayetteville                     | 2/5/2009 AR 53 LSU 68 Baton Rouge            | 3/5/2015 AR 62 MS 63 Duluth (SEC)            |
| 2/5/2009 AR 53 LSU 68 Baton Rouge                      | 2/5/2009 AR 53 LSU 68 Baton Rouge            | 1/2/2015 AR 57 MS 71 Oxford                  |
| 1/7/2010 AR 38 #11 LSU 65 Fayetteville                 | Miami: 0-0                                   | 3/5/2015 RV AR 72 MS 61 N. Little Rock       |
| 2/25/2010 AR 53 #20 LSU 70 Baton Rouge                 | Neutral: 1-0                                 | 2/28/2016 AR 60 MS 49 Fayetteville           |
| 1/27/2011 AR 53 LSU 45 Baton Rouge                     | 11/23/1984 AR 79 Miami 58 Sanford, Fla.      | 1/1/2017 AR 64 MS 73 Oxford                  |
| 2/20/2011 AR 42 LSU 40 Fayetteville                    | MICHIGAN ----- 1-0                           | 12/31/2017 AR 72 MS 72 Fayetteville          |
| 1/22/2012 AR 72 LSU 52 Baton Rouge                     | Games: 1                                     | 1/6/2019 AR 85 MS 55 Oxford                  |
| 2/16/2012 AR 42 LSU 50 Fayetteville                    | Fayetteville: 0-0                            | 2/24/2019 AR 73 MS 61 Fayetteville           |
| 3/2/2012 AR 40 LSU 41 Nashville (SEC)                  | Ann Arbor: 0-0                               | 2/16/2020 #23 AR 108 MS 64 Oxford            |
| 1/10/2013 AR 63 LSU 54 Fayetteville                    | Neutral: 1-0                                 | 2/19/2021 #18 AR 84 MS 74 Fayetteville       |
| 2/23/2014 AR 57 #19/18 LSU 53 Baton Rouge              | 11/24/2000 AR 78 Michigan 67 Honolulu        | 3/4/2021 #13 AR 60 MS 69 Greenville, SC      |
| 2/22/2015 AR 63 LSU 41 Fayetteville                    | MIDDLE TENNESSEE STATE ----- 5-0             | MISSISSIPPI COLLEGE ----- 0-1                |
| 1/21/2016 AR 48 LSU 44 Baton Rouge                     | Games: 5                                     | Games: 1                                     |
| 1/8/2017 AR 52 LSU 53 Fayetteville                     | Fayetteville: 3-0                            | Fayetteville: 0-1                            |
| 1/29/2017 AR 46 LSU 53 Baton Rouge                     | Murfreesboro: 2-0                            | Clinton: 0-0                                 |
| 2/18/2018 AR 57 LSU 62 Fayetteville                    | Neutral: 0-0                                 | Neutral: 0-1                                 |
| 2/7/2019 AR 34 LSU 71 Baton Rouge                      | 2/5/1983 AR 73 MTSU 72 Fayetteville          | 12/1/1978 AR 47 Miss. College 86 Ruston, La. |
| 3/1/2020 AR 75 LSU 71 Fayetteville                     | 11/21/2010 AR 77 MTSU 50 Fayetteville        | MISSISSIPPI STATE ----- 19-22                |
| 2/21/2021 #18 AR 74 LSU 64 Baton Rouge                 | 12/3/2011 AR 59 MTSU 53 Murfreesboro         | Games: 41 SEC: 19-22                         |
| MARQUETTE ----- 1-0                                    | 11/19/2013 AR 66 MTSU 51 Fayetteville        | Fayetteville: 11-7                           |
| Games: 1   | 11/20/2014 RV AR 58 RV MTSU 51 Murfreesboro  | Starkville: 7-11                             |
| Fayetteville: 0-0                                      | MINNESOTA ----- 1-1                          | Neutral: 2-3                                 |
| Hanover: 1-0   | Games: 2                                     | 2/15/1992 AR 66 MSU 76 Starkville            |
| Neutral: 0-0   | Fayetteville: 0-0                            | 2/13/1993 AR 80 MSU 51 Fayetteville          |
| 12/30/2007 AR 71 Marquette 69 Hanover, NH              | Minneapolis: 1-0                             | 2/26/1994 AR 67 MSU 61 Starkville            |
| MARYLAND ----- 1-2                                     | Neutral: 0-1                                 | 2/26/1995 AR 86 MSU 63 Fayetteville          |
| Games: 3   | 11/26/1983 AR 76 Minnesota 60 Minneapolis    | 1/6/1996 AR 67 MSU 77 Starkville             |
| Fayetteville: 0-0                                      | 11/11/2011 AR 60 Minnesota 68 Daytona Beach  | 1/5/1997 AR 84 MSU 67 Fayetteville           |
| College Park: 0-0                                      | MISSISSIPPI (OLE MISS) ----- 21-27           | 1/15/1998 AR 80 MSU 73 Starkville            |
| Neutral: 1-2   | Games: 48 SEC: 20-23                         | 1/28/1998 AR 89 MSU 70 Fayetteville          |
| 11/25/1988 AR 84 Maryland 110 Auburn, Ala.             | Fayetteville: 14-5                           | 1/14/1999 AR 85 MSU 58 Fayetteville          |
| 12/29/1990 AR 79 Maryland 68 Piscataway, NJ            | Oxford: 4-16                                 | 1/28/1999 AR 60 MSU 81 Starkville            |
| 11/29/2020 #14 AR 96 #12 Maryland 115 Fort Myers, Fla. | Neutral: 3-6                                 | 2/24/1999 AR 70 MSU 79 Chattanooga           |
| MCNEESE STATE ----- 3-1                                | 12/14/1985 AR 61 #8 MS 76 Oxford             | 1/20/2000 AR 56 #22 MSU 69 Starkville        |
| Games: 4   | 12/9/1987 AR 72 #8 MS 88 Pine Bluff          | 1/18/2001 AR 72 #21 MSU 45 Fayetteville      |
| Fayetteville: 3-0                                      | 12/7/1988 AR 63 #9 MS 75 Oxford              | 3/1/2001 AR 94 MSU 76 Memphis                |
| Lake Charles: 0-1                                      | 12/15/1990 #13 AR 79 #8 MS 70 Fayetteville   | 1/24/2002 AR 82 MSU (OT) 85 Starkville       |
| Neutral: 0-0   | 1/4/1992 AR 65 MS 66 Oxford                  | 2/20/2003 AR 59 #16 MSU 72 Fayetteville      |
| 2/14/1981 AR 77 McNeese St. 62 Fayetteville            | 1/2/1993 AR 73 MS 72 Fayetteville            | 2/1/2004 AR 55 MSU 57 Starkville             |
| 1/16/1982 AR 75 McNeese St. 96 Lake Charles            | 1/16/1994 AR 54 MS 56 Oxford                 | 3/4/2004 AR 74 MSU 79 Nashville              |
| 12/20/1996 AR 81 McNeese St. 54 Fayetteville           | 1/14/1995 AR 74 #17 MS 75 Fayetteville       | 1/16/2005 AR 83 MSU 71 Fayetteville          |
| 12/30/2003 AR 72 McNeese St. 52 Fayetteville           | 2/17/1996 AR 62 #21 MS 73 Oxford             | 3/3/2005 AR 80 MSU 73 Nashville              |
| MEMPHIS (STATE) ----- 13-8                             | 3/1/1996 AR 73 #23 MS 76 Chattanooga         | 1/5/2006 AR 66 MSU 45 Starkville             |
| Games: 14  | 2/16/1997 #21 AR 71 MS 62 Fayetteville       | 1/22/2006 AR 60 MSU 58 Fayetteville          |
| Fayetteville: 8-1                                      | 2/14/1998 AR 50 MS 68 Oxford                 | 1/7/2007 #20 AR 73 MSU 81 Starkville         |
| Memphis: 4-6   | 2/14/1999 AR 73 MS 80 Fayetteville           | 2/1/2007 AR 75 MSU 80 Fayetteville           |
| Neutral: 1-1   | 2/27/2000 AR 63 MS 78 Oxford                 | 1/27/2008 AR 56 MSU 42 Fayetteville          |
| Postseason: 1-0 (WNIT)                                 | 2/24/2001 AR 82 MS 64 Fayetteville           | 1/25/2009 AR 65 MSU 62 Starkville            |
| 2/22/1979 AR 66 Memp. State 86 Memphis                 | 1/6/2002 AR 46 MS 81 Oxford                  | 1/14/2010 AR 60 MSU 78 Fayetteville          |
| 2/12/1980 AR 65 Memp. State 71 Fayetteville            | 2/28/2002 AR 78 MS 60 Nashville              | 1/9/2011 AR 61 MSU 56 Starkville             |
| 2/17/1981 AR 57 Memp. State 86 Memphis                 |  | 1/26/2012 AR 51 MSU 35 Starkville            |

# ALL TIME RESULTS

|           |        |    |          |     |              |
|-----------|--------|----|----------|-----|--------------|
| 1/10/2016 | AR     | 55 | #5/6 MSU | 80  | Starkville   |
| 1/31/2016 | AR     | 55 | #13 MSU  | 65  | Fayetteville |
| 1/5/2017  | AR     | 51 | #4 MSU   | 59  | Fayetteville |
| 1/4/2018  | AR     | 69 | #5 MSU   | 111 | Starkville   |
| 1/3/2019  | AR     | 69 | #7/6 MSU | 93  | Fayetteville |
| 3/10/2019 | AR     | 70 | #5 MSU   | 101 | Greenville   |
| 2/27/2020 | AR     | 83 | #10 MSU  | 92  | Starkville   |
| 2/11/2021 | #18 AR | 86 | MSU      | 80  | Fayetteville |

## MISSISSIPPI VALLEY STATE ----- 11-0

Games: 11  
Fayetteville: 10-0  
Itta Bena: 0-0  
Neutral: 1-0  
Postseason: 1-0 (WNIT)

|            |    |     |      |                    |              |
|------------|----|-----|------|--------------------|--------------|
| 12/4/1986  | AR | 95  | MVSU | 82                 | Fayetteville |
| 11/30/1987 | AR | 76  | MVSU | 71                 | Fayetteville |
| 12/10/1988 | AR | 107 | MVSU | 83                 | Fayetteville |
| 11/24/1989 | AR | 93  | MVSU | 50                 | Fayetteville |
| 2/13/2002  | AR | 83  | MVSU | 37                 | Fayetteville |
| 12/5/2008  | AR | 79  | MVSU | 46 Man., Kan. WNIT |              |
| 11/17/2010 | AR | 55  | MVSU | 54                 | Fayetteville |
| 12/28/2011 | AR | 59  | MVSU | 40                 | Fayetteville |
| 12/19/2012 | AR | 99  | MVSU | 42                 | Fayetteville |
| 12/28/2013 | AR | 100 | MVSU | 54                 | Fayetteville |
| 12/28/2016 | AR | 86  | MVSU | 46                 | Fayetteville |

## MISSOURI ----- 15-12

Games: 27 SEC: 10-8  
Fayetteville: 8-4  
Columbia: 6-8  
Neutral: 1-0  
Postseason: 0-1 (NCAA); 1-0 (WNIT)

|            |        |    |               |    |                    |
|------------|--------|----|---------------|----|--------------------|
| 3/12/1986  | AR     | 65 | Missouri      | 66 | Columbia (NCAA)    |
| 11/30/1986 | AR     | 66 | Missouri      | 69 | Columbia           |
| 12/30/1997 | AR     | 80 | Missouri      | 79 | Bowling Green, Ky. |
| 12/19/1998 | AR     | 80 | Missouri      | 60 | Fayetteville       |
| 11/22/1999 | AR     | 83 | Missouri      | 76 | Columbia           |
| 3/18/2000  | AR     | 89 | Missouri (OT) | 88 | F'ville (WNIT)     |
| 11/20/2000 | AR     | 67 | Missouri      | 79 | Columbia           |
| 11/28/2007 | AR     | 66 | Missouri      | 53 | Columbia           |
| 12/21/2008 | AR     | 55 | Missouri      | 56 | Fayetteville       |
| 1/24/2013  | AR     | 58 | Missouri      | 50 | Columbia           |
| 2/17/2013  | AR     | 61 | Missouri      | 40 | Fayetteville       |
| 1/5/2014   | AR     | 69 | Missouri      | 66 | Columbia           |
| 3/2/2014   | AR     | 72 | Missouri      | 70 | Fayetteville       |
| 1/18/2015  | AR     | 73 | Missouri      | 55 | Fayetteville       |
| 3/1/2015   | AR     | 41 | Missouri      | 57 | Columbia           |
| 1/17/2016  | AR     | 64 | #24 MO        | 52 | Fayetteville       |
| 2/14/2016  | AR     | 48 | Missouri      | 69 | Columbia           |
| 1/23/2017  | AR     | 46 | Missouri      | 60 | Fayetteville       |
| 2/12/2017  | AR     | 56 | Missouri      | 67 | Columbia           |
| 1/21/2018  | AR     | 54 | #11 Missouri  | 88 | Columbia           |
| 2/12/2018  | AR     | 58 | #13 Missouri  | 84 | Fayetteville       |
| 1/10/2019  | AR     | 53 | Missouri      | 53 | Columbia           |
| 2/28/2019  | AR     | 67 | Missouri      | 73 | Fayetteville       |
| 1/12/2020  | #21 AR | 90 | Missouri      | 73 | Fayetteville       |
| 2/2/2020   | #25 AR | 85 | Missouri      | 81 | Columbia           |
| 1/3/2021   | #10 AR | 91 | Missouri      | 88 | Fayetteville       |
| 2/4/2021   | #16 AR | 85 | Missouri      | 80 | Columbia           |

## MISSOURI SOUTHERN ----- 2-0

Games: 2  
Fayetteville: 1-0  
Joplin: 1-0  
Neutral: 0-0

|            |    |    |              |    |              |
|------------|----|----|--------------|----|--------------|
| 11/16/1979 | AR | 53 | Missouri So. | 45 | Fayetteville |
| 11/18/1980 | AR | 67 | Missouri So. | 61 | Joplin, Mo.  |

## MISSOURI STATE (SW MISSOURI) ----- 21-8

Games: 29  
Fayetteville: 11-4  
Springfield: 10-4  
Neutral: 0-0  
Postseason: 1-0 (WNIT)

|            |        |    |           |    |                    |
|------------|--------|----|-----------|----|--------------------|
| 1/29/1977  | AR     | 56 | SMSU      | 46 | Springfield        |
| 2/7/1978   | AR     | 66 | SMSU      | 35 | Fayetteville       |
| 2/1/1979   | AR     | 58 | SMSU      | 67 | Springfield        |
| 1/29/1980  | AR     | 68 | SMSU      | 36 | Fayetteville       |
| 3/2/1983   | AR     | 76 | SMSU      | 54 | Fayetteville       |
| 12/6/1983  | AR     | 78 | SMSU      | 45 | Springfield        |
| 12/8/1984  | AR     | 76 | SMSU      | 64 | Springfield        |
| 11/26/1985 | AR     | 94 | SMSU      | 51 | Fayetteville       |
| 12/18/1986 | AR     | 78 | SMSU      | 61 | Springfield        |
| 12/19/1987 | AR     | 85 | SMSU      | 71 | Fayetteville       |
| 12/17/1988 | AR     | 88 | SMSU      | 66 | Springfield        |
| 11/29/1989 | AR     | 87 | SMSU      | 60 | Fayetteville       |
| 12/12/1990 | #13 AR | 62 | SMSU      | 55 | Springfield        |
| 12/30/1991 | #25 AR | 52 | #24 SMSU  | 67 | Fayetteville       |
| 12/1/1992  | AR     | 55 | #13 SMSU  | 64 | Springfield        |
| 12/29/1993 | AR     | 66 | #23 SMSU  | 63 | Fayetteville       |
| 12/10/1994 | AR     | 61 | #25 SMSU  | 60 | Springfield        |
| 12/10/1995 | #7 AR  | 65 | SMSU      | 58 | Fayetteville       |
| 11/26/1996 | #20 AR | 75 | SMSU      | 62 | Springfield        |
| 12/7/1997  | #20 AR | 67 | SMSU      | 79 | Fayetteville       |
| 12/8/1998  | AR     | 50 | SMSU      | 70 | Fayetteville       |
| 12/8/1999  | AR     | 64 | Mo. State | 58 | Fayetteville       |
| 11/23/2001 | AR     | 48 | Mo. State | 64 | Springfield        |
| 12/19/2002 | #10 AR | 64 | Mo. State | 46 | Fayetteville       |
| 3/20/2011  | AR     | 65 | Mo. State | 64 | Springfield (WNIT) |
| 11/22/2013 | AR     | 78 | Mo. State | 44 | Fayetteville       |
| 12/10/2014 | RV AR  | 59 | Mo. State | 50 | Springfield        |
| 12/2/2015  | AR     | 54 | Mo. State | 69 | Fayetteville       |
| 12/11/2016 | AR     | 62 | Mo. State | 64 | Springfield        |

## MONTANA ----- 4-0

Games: 4  
Fayetteville: 1-0  
Missoula: 1-0  
Neutral: 2-0  
Postseason: 1-0 (WNIT)

|            |    |    |         |    |                 |
|------------|----|----|---------|----|-----------------|
| 12/3/1982  | AR | 55 | Montana | 43 | Berkley, Calif. |
| 3/19/1987  | AR | 92 | Montana | 74 | Amarillo (WNIT) |
| 11/29/1997 | AR | 81 | Montana | 68 | Fayetteville    |
| 12/30/1998 | AR | 74 | Montana | 54 | Missoula        |

## MONTANA STATE ----- 1-1

Games: 2  
Fayetteville: 1-0  
Billingsly: 0-0  
Neutral: 0-1

|            |    |    |             |    |                    |
|------------|----|----|-------------|----|--------------------|
| 12/13/1986 | AR | 68 | Montana St. | 70 | Long Beach, Calif. |
| 1/5/2003   | AR | 85 | Montana St. | 37 | Fayetteville       |

## MORGAN STATE ----- 1-0

Games: 1  
Fayetteville: 1-0  
Baltimore: 0-0  
Neutral: 0-0

|            |    |    |            |    |              |
|------------|----|----|------------|----|--------------|
| 12/19/2011 | AR | 81 | Morgan St. | 50 | Fayetteville |
|------------|----|----|------------|----|--------------|

## MURRAY STATE ----- 2-0

Games: 2  
Fayetteville: 2-0  
Tishomingo: 0-0  
Neutral: 0-0

|           |    |     |              |    |              |
|-----------|----|-----|--------------|----|--------------|
| 2/4/1983  | AR | 100 | Murray State | 69 | Fayetteville |
| 12/5/1990 | AR | 102 | Murray State | 48 | Fayetteville |

## NAVY ----- 1-0

Games: 1  
Fayetteville: 0-0  
Annapolis: 0-0  
Neutral: 1-0

|            |    |    |      |    |            |
|------------|----|----|------|----|------------|
| 11/26/2016 | AR | 70 | Navy | 67 | Reno, Nev. |
|------------|----|----|------|----|------------|

## NEBRASKA ----- 1-1

Games: 2  
Fayetteville: 1-0

Lincoln: 0-1  
Neutral: 0-0

|            |    |    |          |    |               |
|------------|----|----|----------|----|---------------|
| 11/16/2017 | AR | 69 | Nebraska | 80 | Lincoln, Neb. |
| 12/18/18   | AR | 84 | Nebraska | 80 | Fayetteville  |

## NEW HAMPSHIRE ----- 1-0

Games: 1  
Fayetteville: 0-0  
Durham: 0-0  
Neutral: 1-0

|          |    |    |    |    |             |
|----------|----|----|----|----|-------------|
| 1/4/1995 | AR | 75 | NH | 41 | Miami, Fla. |
|----------|----|----|----|----|-------------|

## NEW MEXICO ----- 1-1

Games: 2  
Fayetteville: 0-0  
Albuquerque: 0-1  
Neutral: 1-0

|            |    |    |            |    |               |
|------------|----|----|------------|----|---------------|
| 1/10/1981  | AR | 69 | New Mexico | 50 | Wichita, Kan. |
| 12/21/1999 | AR | 66 | New Mexico | 71 | Albuquerque   |

## NEW MEXICO STATE ----- 1-0

Games: 1  
Fayetteville: 0-0  
Las Cruces: 0-0  
Neutral: 1-0

|            |    |    |      |    |                |
|------------|----|----|------|----|----------------|
| 11/25/2017 | AR | 69 | NMSU | 60 | El Paso, Texas |
|------------|----|----|------|----|----------------|

## NEVADA-LAS VEGAS ----- 2-1

Games: 3  
Fayetteville: 1-0  
Las Vegas: 1-1  
Neutral: 0-0  
Postseason: 1-0 (WNIT)

|            |    |    |      |    |                |
|------------|----|----|------|----|----------------|
| 1/7/1984   | AR | 62 | UNLV | 68 | Las Vegas      |
| 11/26/1994 | AR | 88 | UNLV | 75 | Las Vegas      |
| 3/18/2005  | AR | 61 | UNLV | 48 | F'ville (WNIT) |

## NEW ORLEANS ----- 9-0

Games: 9  
Fayetteville: 5-0  
New Orleans: 2-0  
Neutral: 2-0

|            |        |    |             |    |              |
|------------|--------|----|-------------|----|--------------|
| 1/11/1980  | AR     | 71 | New Orleans | 47 | New Orleans  |
| 3/13/1982  | AR     | 76 | New Orleans | 74 | Lubbock      |
| 2/2/1989   | AR     | 61 | New Orleans | 60 | Fayetteville |
| 1/22/1990  | AR     | 71 | New Orleans | 63 | New Orleans  |
| 12/17/1993 | AR     | 60 | New Orleans | 59 | Fayetteville |
| 12/21/2005 | AR     | 84 | New Orleans | 46 | Fayetteville |
| 11/24/2007 | AR     | 65 | New Orleans | 44 | San Antonio  |
| 12/30/2016 | AR     | 73 | New Orleans | 41 | Fayetteville |
| 11/8/2019  | #22 AR | 82 | New Orleans | 52 | Fayetteville |

## NICHOLLS STATE ----- 2-0

Games: 2  
Fayetteville: 1-0  
Thibodaux 0-0  
Neutral: 1-0

|            |       |    |              |    |                   |
|------------|-------|----|--------------|----|-------------------|
| 12/15/2005 | AR    | 75 | Nicholls St. | 40 | Hot Springs, Ark. |
| 11/14/2014 | RV AR | 63 | Nicholls     | 52 | Fayetteville      |

## NORTH ARKANSAS CC ----- 0-2

Games: 2  
Fayetteville: 0-0  
Bentonville: 0-0  
Neutral: 0-2

|            |    |    |             |    |                 |
|------------|----|----|-------------|----|-----------------|
| 11/19/1976 | AR | 67 | No. Ark. CC | 70 | West Fork, Ark. |
| 1/31/1977  | AR | 65 | No. Ark. CC | 67 | Harrison, Ark.  |

## NORTH CAROLINA ----- 0-1

Games: 1  
Fayetteville: 0-0





|   |  |  |  |  |  |  |
|---|--|--|--|--|--|--|
| Chapel Hill: 0-0<br>Neutral: 1-0              |  |  |  |  | 11/15/1995 AR 84 NW St. (20T) 83 F'ville (WNIT)  | 12/1/2000 AR 69 Oklahoma St. 61 Okla. City         |
|   |  |  |  |  | 3/12/1999 AR 78 NW St. 60 F'ville (WNIT)         | 12/19/2001 AR 81 Oklahoma St. 78 Fayetteville      |
|   |  |  |  |  | 12/6/2002 AR 79 NW St. 60 Houston, Texas         | 1/2/2003 #9 AR 58 Oklahoma St. 60 Stillwater       |
| 11/26/2006 AR 69 No. Carolina 94 Honolulu     |  |  |  |  | 12/18/2003 AR 78 NW St. 64 Hot Springs, Ark.     | 1/4/2004 AR 75 Oklahoma St. 55 Fayetteville        |
|   |  |  |  |  | 12/13/2007 AR 59 NW St. 43 Hot Springs, Ark.     | 3/23/2009 #18 AR 61 Okla. St. (OT) 60 Stillwater   |
| NORTH CAROLINA STATE -----0-1                 |  |  |  |  | 12/21/2012 AR 80 NW St. 41 Fayetteville          | OLD DOMINION -----1-0                              |
| Games: 1                                      |  |  |  |  | 12/7/2013 AR 74 NW St. 53 Fayetteville           | Games: 1   |
| Fayetteville: 0-0                             |  |  |  |  | 11/23/2014 RV AR 78 NW St. 30 Fayetteville       | Fayetteville: 0-0                                  |
| Raleigh: 0-0                                  |  |  |  |  | 12/18/2016 AR 65 NW St. 36 Fayetteville          | Norfolk: 0-0                                       |
| Neutral: 0-1                                  |  |  |  |  | 11/9/2018 AR 98 NW St. 53 Fayetteville           | Neutral: 1-0                                       |
|   |  |  |  |  | 12/15/2019 #21 AR 99 NW St. 39 Fayetteville      |  |
| 11/25/2000 AR 46 NC State 48 Honolulu         |  |  |  |  |  | 11/28/2002 #17 AR 54 Old Dominion 49 US Virgin Isl |
| NORTH DAKOTA -----1-0                         |  |  |  |  | OHIO STATE -----1-0                              |  |
| Games: 1                                      |  |  |  |  | Games: 1   | ORAL ROBERTS -----23-9                             |
| Fayetteville: 1-0                             |  |  |  |  | Fayetteville: 1-0                                | Games: 32  |
| Grand Forks: 0-0                              |  |  |  |  | Columbus: 0-0                                    | Fayetteville: 18-2                                 |
| Neutral: 0-1                                  |  |  |  |  | Neutral: 0-0                                     | Tulsa: 5-7   |
|   |  |  |  |  |  | Neutral: 0-0                                       |
| 12/9/2008 AR 85 No. Dakota 73 Fayetteville    |  |  |  |  | 11/19/1995 AR 86 Ohio State 80 F'ville (WNIT)    | 2/5/1977 AR 37 Oral Roberts 69 Tulsa               |
|   |  |  |  |  |  | 2/16/1978 AR 71 Oral Roberts 88 Fayetteville       |
| NORTH TEXAS -----2-1                          |  |  |  |  | OKLAHOMA -----8-10                               | 2/3/1979 AR 46 Oral Roberts 63 Tulsa               |
| Games: 3                                      |  |  |  |  | Games:18   | 1/19/1980 AR 66 Oral Roberts 64 Fayetteville       |
| Fayetteville: 2-0                             |  |  |  |  | Fayetteville: 4-2                                | 3/14/1981 AR 57 Oral Roberts 59 Tulsa              |
| Denton: 0-1                                   |  |  |  |  | Norman: 3-7                                      | 12/7/1981 AR 61 Oral Roberts 75 Tulsa              |
| Neutral: 0-0                                  |  |  |  |  | Neutral: 1-1                                     | 1/12/1982 AR 61 Oral Roberts 57 Fayetteville       |
|   |  |  |  |  |  | 12/10/1983 AR 65 Oral Roberts 71 Tulsa             |
| 2/8/1980 AR 50 No. Texas St. 59 Denton, Texas |  |  |  |  | 12/14/1977 AR 51 Oklahoma 80 Norman              | 12/17/1983 AR 84 Oral Roberts 70 Fayetteville      |
| 12/4/1992 AR 102 No. Texas 58 Fayetteville    |  |  |  |  | 2/20/1979 AR 53 Oklahoma 65 Fayetteville         | 11/19/1984 AR 78 Oral Roberts 55 Fayetteville      |
| 12/17/1999 AR 102 No. Texas 69 Fayetteville   |  |  |  |  | 2/16/1980 AR 50 Oklahoma 57 Norman               | 12/5/1985 AR 72 Oral Roberts 78 Tulsa              |
|   |  |  |  |  | 1/3/1981 AR 68 Oklahoma 75 Norman                | 2/19/1987 AR 115 Oral Roberts 66 Fayetteville      |
| NORTHEAST OKLAHOMA STATE -----4-4             |  |  |  |  | 2/7/1982 AR 64 Oklahoma 65 Norman                | 1/2/1988 AR 66 Oral Roberts 77 Tulsa               |
| Games: 8                                      |  |  |  |  | 12/21/1985 AR 79 #14 Oklahoma 66 Fayetteville    | 12/12/1988 AR 113 Oral Roberts 69 Fayetteville     |
| Fayetteville: 3-1                             |  |  |  |  | 12/6/1986 AR 70 Oklahoma 76 Norman               | 1/30/1992 AR 88 Oral Roberts 64 Fayetteville       |
| Miami: 1-3                                    |  |  |  |  | 12/12/1989 AR 86 Oklahoma 68 Norman              | 3/1/1993 AR 96 Oral Roberts 60 Fayetteville        |
| Neutral: 0-0                                  |  |  |  |  | 11/27/1990 #8 AR 84 Oklahoma 72 Norman           | 2/23/1994 AR 85 Oral Roberts 51 Fayetteville       |
|   |  |  |  |  | 1/13/1992 AR 57 Oklahoma 55 Norman               | 1/11/1995 AR 78 Oral Roberts 63 Tulsa              |
| 1/22/1977 AR 62 NE Okla. St. 61 Fayetteville  |  |  |  |  | 1/20/1993 AR 63 Oklahoma 70 Fayetteville         | 2/22/1996 AR 68 Oral Roberts 45 Fayetteville       |
| 2/4/1977 AR 54 NE Okla. St. 63 Miami, Okla.   |  |  |  |  | 1/25/1994 AR 79 Oklahoma 93 Norman               | 12/2/1997 AR 82 Oral Roberts 59 Tulsa              |
| 1/24/1978 AR 47 NE Okla. St. 56 Miami, Okla.  |  |  |  |  | 2/22/1995 #25 AR 69 #16 Oklahama 64 Fayetteville | 11/28/1998 AR 84 Oral Roberts 56 Fayetteville      |
| 2/4/1978 AR 72 NE Okla. St. 60 Fayetteville   |  |  |  |  | 3/14/1999 AR 97 Oklahoma (OT) 93 F'ville (WNIT)  | 12/16/2010 AR 80 Oral Roberts 63 Fayetteville      |
| 1/20/1979 AR 64 NE Okla. St. 79 Miami, Okla.  |  |  |  |  | 12/5/2009 AR 86 #12 Okla. (OT) 87 Norman         | 3/20/2011 AR 78 Oral Roberts 59 Tulsa              |
| 2/14/1979 AR 63 NE Okla. St. 69 Fayetteville  |  |  |  |  | 12/19/10 AR 67 #10 Okla. 57 Fayetteville         | 12/10/2011 AR 65 Oral Roberts 37 Fayetteville      |
| 12/15/1979 AR 62 NE Okla. St. 58 Fayetteville |  |  |  |  | 11/24/2013 AR 70 #12 Okla. 73 Honolulu           | 11/19/2012 AR 80 Oral Roberts 57 Tulsa             |
| 2/1/1980 AR 57 NE Okla. St. 42 Miami, Okla.   |  |  |  |  | 12/21/2014 RV AR 71 Oklahoma 64 N. Little Rock   | 11/13/2013 AR 91 Oral Roberts 33 Fayetteville      |
|   |  |  |  |  |  | 12/10/2015 AR 65 Oral Roberts 50 Fayetteville      |
| NORTHERN IOWA -----0-1                        |  |  |  |  | OKLAHOMA CITY -----3-1                           | 12/21/2016 AR 60 Oral Roberts 70 Fayetteville      |
| Games: 1                                      |  |  |  |  | Games: 4   | 11/20/2017 AR 77 Oral Roberts 66 Tulsa             |
| Fayetteville: 0-1                             |  |  |  |  | Fayetteville: 1-0                                | 11/14/2019 #23 AR 96 Oral Roberts 64 Fayetteville  |
| Cedar Falls: 0-0                              |  |  |  |  | Oklahoma City: 1-1                               | 11/25/2020 #14 AR 96 Oral Roberts 49 Fayetteville  |
| Neutral: 0-0                                  |  |  |  |  | Neutral: 1-0                                     |  |
|   |  |  |  |  | Postseason: 1-0 (SWAIW)                          | OREGON -----3-1                                    |
| 12/7/2001 AR 63 No. Iowa 67 Fayetteville      |  |  |  |  | 1/24/1981 AR 74 Oklahoma City 54 Fayetteville    | Games: 4   |
|   |  |  |  |  | 2/5/1982 AR 48 Oklahoma City 54 Okla. City       | Fayetteville: 1-0                                  |
| NORTHWESTERN -----3-1                         |  |  |  |  | 3/11/1982 AR 78 Oklahoma City 67 Lubbock (SWAIW) | Eugene:  |

# ALL TIME RESULTS

|  |   |   |
|--|---|---|
| 12/8/1996 #21 AR 93 Pacific 59 Kona, Hawai'i     | Neutral: 1-0                                      | 11/15/2015 AR 67 SHSU 47 Fayetteville               |
| 11/29/2008 AR 78 Pacific 61 Grand Bahama         | Postseason: 1-0 (WNIT)                            | 11/11/2016 AR 71 SHSU 39 Fayetteville               |
| PENN STATE ----- 1-0                             | 3/20/1987 AR 101 Providence 91 Amarillo (NWIT)    | 11/10/2017 AR 65 SHSU 54 Fayetteville               |
| Games: 1   | 11/21/1997 AR 93 Providence 82 Providence         | SAMFORD ----- 1-0                                   |
| Fayetteville: 0-0                                | 11/16/1998 #18 AR 110 Providence 59 Fayetteville  | Games: 1  |
| State College: 0-0                               | PURDUE ----- 0-2                                  | Fayetteville: 1-0                                   |
| Neutral: 1-0                                     | Games: 2  | Birmingham: 0-1                                     |
| 1/9/1999 AR 82 #17 Penn State 78 Grand Bahama    | Fayetteville: 0-0                                 | Neutral: 0-0  |
| PEPPERDINE ----- 1-0                             | West Lafayette: 0-1                               | 11/12/2017 AR 84 Samford 63 Fayetteville            |
| Games: 1   | Neutral: 0-1                                      | SAN FRANCISCO ----- 2-0                             |
| Fayetteville: 1-0                                | Postseason: 0-1 (NCAA)                            | Games: 2  |
| Malibu: 0-0                                      | 3/15/1989 AR 63 #5 Purdue 91W Lafayette (NCAA)    | Fayetteville: 0-0                                   |
| Neutral: 0-0                                     | 11/25/2004 AR 51 Purdue 55 Corpus Christi, Tx     | San Francisco: 0-0                                  |
| 12/2/2012 AR 64 Pepperdine 32 Fayetteville       | RICE ----- 23-1                                   | Neutral: 2-0  |
| PHILLIPS ----- 1-1                               | Games: 24   | Postseason: 1-0 (NCAA)                              |
| Games: 2   | Fayetteville: 13-0                                | 12/4/1993 AR 62 San Francisco 44 Honolulu           |
| Fayetteville: 1-0                                | Houston: 9-1                                      | 3/16/1995 #15 AR 67 San Francisco 58 Seattle (NCAA) |
| Enid: 0-1  | Neutral: 1-0                                      | SAVANNAH STATE ----- 1-0                            |
| Neutral: 0-0                                     | Postsason: 1-0 (WNIT)                             | Games: 1  |
| 2/15/1980 AR 73 Phillips 77 (OT) Enid            | 12/1/1979 AR 53 Rice 35 Fayetteville              | Fayetteville: 1-0                                   |
| 2/7/1981 AR 89 Phillips 66 Fayetteville          | 12/6/1979 AR 56 Rice 51 Kingsville, Texas         | Savannah: 0-0                                       |
| PITTSBURGH ----- 1-1                             | 2/18/1983 AR 68 Rice 43 Fayetteville              | Neutral: 1-0  |
| Games: 2   | 1/28/1984 AR 82 Rice 51 Fayetteville              | 11/16/2014 RV AR 75 SSU 46 Fayetteville             |
| Fayetteville: 0-0                                | 2/27/1984 AR 85 Rice 66 Houston                   | SCHOOL OF THE OZARKS ----- 1-0                      |
| Pittsburgh: 0-0                                  | 1/22/1985 AR 81 Rice 57 Fayetteville              | Games: 1  |
| Neutral: 2-0                                     | 2/23/1985 AR 69 Rice 52 Houston                   | Fayetteville: 1-0                                   |
| 11/25/1994 AR 76 Pitt 75 Las Vegas               | 1/18/1986 AR 64 Rice 52 Houston                   | Point Lookout: 0-0                                  |
| 11/24/2018 AR 54 Pitt 61 Nashville               | 2/18/1986 AR 67 Rice 55 Fayetteville              | Neutral: 0-0  |
| PITTSBURG STATE ----- 3-0                        | 1/17/1987 AR 79 Rice 53 Fayetteville              | 12/11/1984 AR 85 Ozarks 58 Fayetteville             |
| Games: 3   | 2/14/1987 AR 88 Rice 71 Houston                   | SETON HALL ----- 1-0                                |
| Fayetteville: 1-0                                | 1/27/1988 AR 63 Rice 60 Houston                   | Games: 1  |
| Pittsburg: 2-0                                   | 2/27/1988 AR 79 Rice 73 Fayetteville              | Fayetteville: 0-0                                   |
| Neutral: 0-0                                     | 1/28/1989 AR 81 Rice 62 Fayetteville              | South Orange: 1-0                                   |
| 12/6/1977 AR 67 Pittsburg St. 52 Pittsburg, Kan. | 2/28/1989 AR 109 Rice 73 Houston                  | Neutral: 0-0  |
| 1/9/1979 AR 58 Pittsburg St. 50 Fayetteville     | 1/30/1990 AR 78 Rice 49 Houston                   | 12/1/1985 AR 69 Seton Hall 60 S. Orange, NJ         |
| 1/5/1980 AR 60 Pittsburg St. 59 Pittsburg, Kan.  | 3/3/1990 #19 AR 77 Rice 56 Fayetteville           | SOUTH ALABAMA ----- 2-0                             |
| PORTLAND STATE ----- 1-1                         | 1/2/1991 #14 AR 70 Rice 52 Houston                | Games: 1  |
| Games: 2   | 2/2/1991 #12 AR 96 Rice 74 Fayetteville           | Fayetteville: 0-0                                   |
| Fayetteville: 1-0                                | 11/25/1995 #9 AR 81 Rice 68 Fayetteville          | Pittsburgh: 0-0                                     |
| Portland: 0-1                                    | 12/3/1996 #21 AR 61 Rice 77 Houston               | Neutral: 1-0  |
| Neutral: 0-1                                     | 3/17/1999 AR 76 Rice 70 F'ville (WNIT)            | 11/28/1981 AR 78 So. Alabama 55 Camden, Ark.        |
| 11/26/2005 AR 65 Portland St. 67 Portland, Ore.  | 12/7/2002 #13 AR 63 Rice 50 Houston               | 11/20/1998 #18 AR 95 So. Alabama 38 Fayetteville    |
| 12/1/2006 AR 97 Portland St. 62 Fayetteville     | 11/24/2003 AR 65 Rice 46 Fayetteville             | SOUTH CAROLINA ----- 18-22                          |
| PRAIRIE VIEW ----- 2-0                           | RICHMOND ----- 1-0                                | Games: 40 SEC: 18-21                                |
| Games: 2   | Games: 1  | Fayetteville: 10-8                                  |
| Fayetteville: 1-0                                | Fayetteville: 0-0                                 | Columbia: 5-12                                      |
| Prairie View: 0-0                                | Richmond: 1-0                                     | Neutral: 3-2  |
| Neutral: 1-0                                     | Neutral: 1-0                                      | 2/1/1992 AR 58 SC 51 Fayetteville                   |
| 2/10/1979 AR 48 Prairie View 45 Houston, Texas   | 12/29/2014 RV AR 74 Richmond 55 Las Vegas         | 1/30/1993 AR 51 SC 76 Columbia                      |
| 12/16/2018 AR 71 Prairie View 44 Fayetteville    | RUTGERS ----- 0-4                                 | 2/12/1994 AR 87 SC 77 Fayetteville                  |
| PRINCETON ----- 2-0                              | Games: 4  | 2/11/1995 #20 AR 63 SC 62 Columbia                  |
| Games: 2   | Fayetteville: 0-1                                 | 3/3/1995 #16 AR 80 SC 70 Chattanooga                |
| Fayetteville: 0-0                                | Piscataway: 0-3                                   | 1/21/1996 #20 AR 66 SC 58 Fayetteville              |
| Princeton: 1-0                                   | Neutral: 0-0                                      | 1/18/1997 #13 AR 82 SC 71 Columbia                  |
| Neutral: 1-0                                     | 11/30/1985 AR 63 Rutgers 72 Piscataway, NJ        | 1/24/1998 AR 86 SC 67 Fayetteville                  |
| Postseason: 1-0 (WNIT)                           | 12/28/1990 #9 AR 60 #17 Rutgers 89 Piscataway, NJ | 1/24/1999 AR 88 SC 80 Columbia                      |
| 3/21/1996 AR 83 Princeton 51 Amarillo (NWIT)     | 12/7/2014 #25 AR 52 #18/20 RU 64 Fayetteville     | 1/27/2000 AR 87 SC 79 Fayetteville                  |
| 11/27/1999 AR 87 Princeton 45 Princeton, NJ      | 12/6/2015 AR 40 Rutgers 60 Piscataway, NJ         | 1/2/2001 AR 49 SC 66 Columbia                       |
| PROVIDENCE ----- 3-0                             | SAM HOUSTON STATE ----- 8-0                       | 1/13/2002 AR 66 #9 SC 91 Columbia                   |
| Games: 3   | Games: 8  | 1/27/2002 AR 74 #7 SC 46 Fayetteville               |
| Fayetteville: 1-0                                | Fayetteville: 8-0                                 | 3/1/2002 AR 79 #12 SC 61 Nashville                  |
| Providence: 1-0                                  | Huntsville: 0-0                                   | 1/12/2003 #11 AR 67 #13 SC 58 Fayetteville          |
|  | Neutral: 0-0                                      | 2/16/2003 #13 AR 59 #15 SC 83 Columbia              |
|  | 12/22/1994 AR 84 SHSU 63 Fayetteville             | 1/18/2004 AR 66 SC 52 Columbia                      |
|  | 11/30/1996 #20 AR 76 SHSU 51 Fayetteville         | 1/23/2005 AR 61 SC 49 Fayetteville                  |
|  | 12/4/2007 AR 89 SHSU 62 Fayetteville              |   |
|  | 12/29/2009 AR 106 SHSU 78 Fayetteville            |   |
|  | 11/8/2013 AR 81 SHSU 45 Fayetteville              |   |



# ALL TIME RESULTS

|           |        |    |           |         |                |
|-----------|--------|----|-----------|---------|----------------|
| 1/29/2006 | AR     | 52 | SC        | 61      | Columbia       |
| 2/8/2007  | AR     | 69 | SC        | 74      | Fayetteville   |
| 2/3/2008  | AR     | 50 | SC        | 59      | Columbia       |
| 2/12/2009 | AR     | 58 | SC        | 54      | Fayetteville   |
| 2/14/2010 | AR     | 72 | SC        | 68      | Columbia       |
| 2/6/2011  | AR     | 62 | SC        | 64 (OT) | Fayetteville   |
| 2/9/2012  | AR     | 68 | SC        | 47      | Fayetteville   |
| 2/27/2012 | AR     | 47 | SC        | 53      | Columbia       |
| 1/27/2013 | AR     | 40 | #14/18 SC | 43      | Fayetteville   |
| 1/2/2014  | AR     | 51 | #13/12 SC | 54      | Fayetteville   |
| 2/9/2014  | AR     | 49 | #6/7 SC   | 67      | Columbia       |
| 2/29/2015 | AR     | 56 | #2/2 SC   | 73      | Fayetteville   |
| 3/6/2015  | AR     | 36 | #3/3 SC   | 58      | N. Little Rock |
| 1/3/2016  | AR     | 32 | #2/2 SC   | 85      | Columbia       |
| 2/5/2017  | AR     | 49 | #4 SC     | 79      | Fayetteville   |
| 1/25/2018 | AR     | 42 | #9 SC     | 90      | Columbia       |
| 2/3/2019  | AR     | 79 | SC        | 87      | Fayetteville   |
| 3/7/2019  | AR     | 95 | SC        | 89      | Greenville     |
| 1/9/2020  | #21 AR | 82 | #4 SC     | 91      | Columbia       |
| 2/6/2020  | #25 AR | 65 | #1 SC     | 86      | Fayetteville   |
| 3/7/2020  | #25 AR | 64 | #1 SC     | 90      | Greenville     |
| 1/18/2021 | #15 AR | 82 | #4 SC     | 104     | Columbia       |

SOUTH CAROLINA STATE ----- 1-0  
Games: 1  
Fayetteville: 0-0  
Orangeburg: 1-0  
Neutral: 0-0

1/28/1993 AR 73 SC State 59 Orangeburg, SC

SOUTH DAKOTA ----- 1-0  
Games: 1  
Fayetteville: 1-0  
Brookings: 0-0  
Neutral: 0-0

11/17/2016 AR 70 SD 67 Fayetteville

SOUTH DAKOTA STATE ----- 0-2  
Games: 2  
Fayetteville: 0-1  
Brookings: 0-1  
Neutral: 0-0

12/4/2014 #25 AR 75 SDSU 80 (ot) Fayetteville  
11/18/2015 AR 69 SDSU 76 Brookings

SOUTH FLORIDA ----- 1-0  
Games: 1  
Fayetteville: 0-0  
Tampa: 0-0  
Neutral: 1-0

11/12/2011 AR 65 USF 61 (ot) Daytona Beach

SOUTHEASTERN LOUISIANA ----- 2-0  
Games: 2  
Fayetteville: 2-0  
Hammond: 0-0  
Neutral: 0-0

12/10/00 AR 97 SELA 40 Fayetteville  
11/13/15 AR 97 SELA 53 Fayetteville

SOUTHEASTERN OKLAHOMA ----- 2-0  
Games: 2  
Fayetteville: 1-0  
Durant: 0-0  
Neutral: 1-0

11/17/1981 AR 64 SE Oklahoma 58 Fayetteville  
12/17/1982 AR 71 SE Oklahoma 52 Weatherford

SOUTHERN METHODIST ----- 23-5  
Games: 28  
Fayetteville: 9-2  
University Park: 12-3  
Neutral: 2-0

|            |        |    |     |    |                   |
|------------|--------|----|-----|----|-------------------|
| 12/6/1980  | AR     | 58 | SMU | 69 | Univ. Park, Texas |
| 1/31/1981  | AR     | 66 | SMU | 61 | Houston, Texas    |
| 1/6/1982   | AR     | 76 | SMU | 59 | Fayetteville      |
| 2/15/1983  | AR     | 60 | SMU | 54 | Univ. Park, Texas |
| 1/30/1984  | AR     | 79 | SMU | 59 | Fayetteville      |
| 2/11/1984  | AR     | 66 | SMU | 59 | Univ. Park, Texas |
| 1/5/1985   | AR     | 80 | SMU | 64 | Univ. Park, Texas |
| 2/5/1985   | AR     | 85 | SMU | 56 | Fayetteville      |
| 1/2/1986   | AR     | 90 | SMU | 78 | Fayetteville      |
| 2/1/1986   | AR     | 79 | SMU | 53 | Univ. Park, Texas |
| 3/4/1986   | AR     | 82 | SMU | 75 | Dallas (SWC)      |
| 1/26/1987  | AR     | 94 | SMU | 71 | Fayetteville      |
| 2/28/1987  | AR     | 93 | SMU | 53 | Univ. Park, Texas |
| 1/13/1988  | AR     | 69 | SMU | 68 | Univ. Park, Texas |
| 2/13/1988  | AR     | 78 | SMU | 85 | Fayetteville      |
| 1/14/1989  | AR     | 74 | SMU | 84 | Fayetteville      |
| 2/15/1989  | AR     | 87 | SMU | 72 | Univ. Park, Texas |
| 1/17/1990  | AR     | 84 | SMU | 52 | Univ. Park, Texas |
| 2/17/1990  | AR     | 74 | SMU | 60 | Fayetteville      |
| 1/15/1991  | #12 AR | 99 | SMU | 61 | Fayetteville      |
| 2/19/1991  | #9 AR  | 77 | SMU | 66 | Univ. Park, Texas |
| 12/21/1993 | AR     | 81 | SMU | 89 | Univ. Park, Texas |
| 12/3/1994  | AR     | 85 | SMU | 79 | Fayetteville      |
| 11/18/2005 | AR     | 73 | SMU | 63 | Univ. Park, Texas |
| 12/13/2006 | #25 AR | 70 | SMU | 58 | Univ. Park, Texas |
| 11/21/2008 | AR     | 78 | SMU | 69 | Fayetteville      |
| 11/18/2009 | AR     | 71 | SMU | 76 | Univ. Park, Texas |
| 12/9/2020  | #13 AR | 79 | SMU | 47 | Univ. Park, Texas |

SOUTHEAST LOUISIANA ----- 2-0  
Games: 2  
Fayetteville: 2-0  
Hammond: 0-1  
Neutral: 0-0

12/10/2000 AR 97 SELA 40 Fayetteville  
11/13/2015 AR 97 SELA 53 Fayetteville

SOUTHERN ----- 2-1  
Games: 3  
Fayetteville: 2-0  
Baton Rouge: 0-0  
Neutral: 1-0

2/10/1979 AR 52 Southern 63 Houston  
1/23/1982 AR 85 Southern 64 Fayetteville  
11/25/1986 AR 103 Southern 51 Fayetteville

SOUTHERN ILLINOIS ----- 0-1  
Games: 1  
Fayetteville: 0-0  
Carbondale: 0-0  
Neutral: 0-1

1/9/1981 AR 61 So. Illinois 68 Wichita, Kan.

SOUTHERN ILLINOIS-EDWARDSVILLE ----- 3-0  
Games: 3  
Fayetteville: 2-0  
Edwardsville: 1-0  
Neutral: 0-0

3/17/2011 AR 78 SIUE 61 Fayetteville  
3/8/2012 AR 75 SIUE 37 Edwardsville  
3/14/2013 AR 63 SIUE 41 Fayetteville

SOUTHERN UTAH ----- 2-0  
Games: 2  
Fayetteville: 1-0  
Cedar City: 0-0  
Neutral: 1-0

11/30/1990 #8 AR 104 So. Utah 51 Pullman, Wash.  
11/29/1996 #20 AR 94 So. Utah 61 Fayetteville

ST. BONAVENTURE ----- 1-0  
Games: 1  
Fayetteville: 0-0

St. Bonaventure: 0-0  
Neutral: 1-0

12/29/1998 AR 97 St. Bon. 67 Missoula, Mt.

ST. JOSEPH'S ----- 0-1  
Games: 1  
Fayetteville: 0-0  
Philadelphia: 0-0  
Neutral: 0-1

1/3/1995 #24 AR 72 St. Joseph's 78 Miami, Fla.

ST. LOUIS ----- 3-0  
Games: 3  
Fayetteville: 2-0  
St. Louis: 1-0  
Neutral: 0-0

12/18/1996 #23 AR 69 St. Louis 43 Fayetteville  
12/30/2006 #23 AR 66 St. Louis 59 St. Louis, Mo.  
12/15/2007 AR 74 St. Louis 59 Fayetteville

ST. MARY'S ----- 1-0  
Games: 1  
Fayetteville: 1-0  
Moraga: 0-0  
Neutral: 0-0

12/2/1994 AR 66 St. Mary's 48 Fayetteville

STANFORD ----- 1-1  
Games: 2  
Fayetteville: 0-0  
Palo Alto: 1-0  
Neutral: 1-0  
Postseason: 1-0 (NCAA)

3/24/1990 #22 AR 87 #2 Stanford 114 Palo Alto (NCAA)  
11/13/1998 #18 AR 76 #19 Stanford 71 San Jose, Calif.

STEPHEN F. AUSTIN ----- 8-3  
Games: 11  
Fayetteville: 4-1  
Nacogdoches: 2-2  
Neutral: 2-0  
Postseason: 1-0 (NCAA)

12/21/1987 AR 59 SFA 93 Fayetteville  
12/2/1988 AR 75 #13 SFA 93 Nacogdoches  
3/22/1990 #22 AR 87 #6 SFA 82 Stanford (NCAA)  
11/24/1990 #8 AR 81 SFA 72 Fayetteville  
11/24/1991 #11 AR 57 #14 SFA 83 Nacogdoches  
2/13/1996 AR 81 #23 SFA 60 Fayetteville  
1/28/1997 #20 AR 85 #18 SFA (OT) 76 Nacogdoches  
11/23/2002 #17 AR 78 SFA 54 Fayetteville  
12/28/2003 AR 79 SFA 61 Nacogdoches  
12/20/2006 #24 AR 75 SFA 54 Hot Springs, Ark.  
12/6/2011 AR 61 SFA 46 Fayetteville

STETSON ----- 2-0  
Games: 2  
Fayetteville: 2-0  
DeLand: 0-0  
Neutral: 0-0

12/31/2008 AR 85 Stetson 44 Fayetteville  
11/21/2016 AR 79 Stetson 62 Fayetteville

TENNESSEE ----- 5-32  
Games: 37 SEC: 5-32  
Fayetteville: 3-14  
Knoxville: 2-15  
Neutral: 0-2  
Postseason: 0-1 (NCAA Final Four)

2/29/1992 AR 59 #2 Tennessee 105 Knoxville  
2/27/1993 AR 55 #1 Tennessee 72 Fayetteville  
1/2/1994 AR 67 #1 Tennessee 89 Knoxville

# ALL TIME RESULTS

|                            |     |     |                |              |                     |                           |           |    |               |               |                      |                              |                        |     |           |              |                   |                   |              |
|----------------------------|-----|-----|----------------|--------------|---------------------|---------------------------|-----------|----|---------------|---------------|----------------------|------------------------------|------------------------|-----|-----------|--------------|-------------------|-------------------|--------------|
| 2/7/1995                   | #20 | AR  | 67             | #2 Tennessee | 87                  | Fayetteville              | 1/7/1986  | AR | 44            | #1 Texas      | 75                   | Fayetteville                 | 12/1/2010              | AR  | 57        | UTA          | 54                | Arlington         |              |
| 1/17/1996                  | AR  | 66  | #4 Tennessee   | 78           | Knoxville           | 2/8/1986                  | AR        | 57 | #1 Texas      | 75            | Fayetteville         | 11/16/2011                   | AR                     | 57  | UTA       | 34           | Fayetteville      |                   |              |
| 12/29/1996                 | #22 | AR  | 77             | #6 Tennessee | 75                  | Fayetteville              | 1/6/1987  | AR | 56            | #1 Texas      | 59                   | Fayetteville                 | 12/17/2017             | AR  | 91        | UTA          | 57                | Fayetteville      |              |
| 1/1/1998                   | AR  | 58  | #1 Tennessee   | 88           | Knoxville           | 2/3/1987                  | AR        | 65 | #1 Texas      | 91            | Austin               | 11/14/2018                   | AR                     | 66  | UTA       | 65           | Arlington         |                   |              |
| 3/27/1998                  | AR  | 58  | #1 Tennessee   | 86           | Kan City (NCAA)     | 3/7/1987                  | AR        | 70 | #1 Texas      | 72            | Dallas (SWC)         | TEXAS-CHRISTIAN ----- 20-4   |                        |     |           |              |                   |                   |              |
| 12/17/1998                 | AR  | 62  | #2 Tennessee   | 82           | Fayetteville        | 1/5/1988                  | AR        | 70 | #1 Texas      | 89            | Fayetteville         | Games: 24                    |                        |     |           |              |                   |                   |              |
| 1/10/2000                  | AR  | 69  | #2 Tennessee   | 79           | Knoxville           | 2/6/1988                  | AR        | 54 | #5 Texas      | 84            | Austin               | Fayetteville: 12-1           |                        |     |           |              |                   |                   |              |
| 1/7/2001                   | AR  | 61  | #2 Tennessee   | 76           | Fayetteville        | 1/7/1989                  | AR        | 67 | #4 Texas      | 104           | Austin               | Ft. Worth: 8-3               |                        |     |           |              |                   |                   |              |
| 2/7/2002                   | AR  | 65  | #3 Tennessee   | 93           | Knoxville           | 2/7/1989                  | AR        | 67 | #11 Texas     | 87            | Fayetteville         | Neutral: 0-0                 |                        |     |           |              |                   |                   |              |
| 1/30/2003                  | #12 | AR  | 79             | #4 Tennessee | 92                  | Fayetteville              | 3/11/1989 | AR | 99            | #6 Texas      | 101                  | Dallas (SWC)                 | Postseason: 0-1 (WNIT) |     |           |              |                   |                   |              |
| 1/8/2004                   | AR  | 44  | #5 Tennessee   | 83           | Knoxville           | 1/24/1990                 | AR        | 75 | #1 Texas      | 84            | Fayetteville         | 1/11/1983                    | AR                     | 105 | TCU       | 44           | Fayetteville      |                   |              |
| 2/26/2004                  | AR  | 71  | #2 Tennessee   | 93           | Fayetteville        | 2/23/1990                 | #25       | AR | 82            | #6 Texas      | 77                   | Austin                       | 1/14/1984              | AR  | 55        | TCU          | 48                | Ft. Worth         |              |
| 2/20/2005                  | AR  | 71  | #8 Tennessee   | 84           | Knoxville           | 1/8/1991                  | #14       | AR | 76            | #20 Texas     | 61                   | Fayetteville                 | 2/22/1984              | AR  | 83        | TCU          | 67                | Fayetteville      |              |
| 1/13/2005                  | AR  | 54  | #6 Tennessee   | 72           | Fayetteville        | 2/9/1991                  | #11       | AR | 73            | #15 Texas     | 68                   | Austin                       | 1/8/1985               | AR  | 74        | TCU          | 54                | Fayetteville      |              |
| 2/5/2006                   | AR  | 37  | #5 Tennessee   | 77           | Knoxville           | 3/25/2003                 | #24       | AR | 50            | #5 Texas      | 67                   | Cincinnati (NCAA)            | 2/9/1985               | AR  | 92        | TCU          | 69                | Ft. Worth         |              |
| 2/22/2007                  | AR  | 68  | #2 Tennessee   | 75 (OT)      | Fayetteville        | 12/20/2015                | AR        | 50 | #5/6 Texas    | 61            | OK City, Okla.       | 1/4/1986                     | AR                     | 94  | TCU       | 61           | Ft. Worth         |                   |              |
| 1/24/2008                  | AR  | 55  | #2 Tennessee   | 98           | Knoxville           | TEXAS A&I ----- 1-0       |           |    |               |               |                      | 2/4/1986                     | AR                     | 109 | TCU       | 59           | Fayetteville      |                   |              |
| 1/22/2009                  | AR  | 67  | #10 Tennessee  | 76           | Fayetteville        | Games: 1                  |           |    |               |               |                      | 1/3/1987                     | AR                     | 94  | TCU       | 55           | Fayetteville      |                   |              |
| 2/4/2010                   | AR  | 57  | #5 Tennessee   | 74           | Knoxville           | Fayetteville: 0-0         |           |    |               |               |                      | 1/31/1987                    | AR                     | 76  | TCU       | 53           | Ft. Worth         |                   |              |
| 1/30/2011                  | AR  | 53  | #5 Tennessee   | 72           | Fayetteville        | Kingsville: 1-0           |           |    |               |               |                      | 1/9/1988                     | AR                     | 87  | TCU       | 75           | Fayetteville      |                   |              |
| 1/8/2012                   | AR  | 38  | #6/7 Tennessee | 68           | Fayetteville        | Neutral: 0-0              |           |    |               |               |                      | 2/9/1988                     | AR                     | 69  | TCU       | 73           | Ft. Worth         |                   |              |
| 2/23/2012                  | AR  | 72  | #6/7 Tennessee | 71 (OT)      | Knoxville           | 12/12/1979                | AR        | 71 | Texas A&I     | 54            | Kingsville, Texas    | 1/10/1989                    | AR                     | 83  | TCU       | 69           | Ft. Worth         |                   |              |
| 2/24/2013                  | AR  | 54  | #11 Tennessee  | 60           | Fayetteville        | TEXAS A&M ----- 23-14     |           |    |               |               |                      | 2/11/1989                    | AR                     | 77  | TCU       | 70           | Fayetteville      |                   |              |
| 1/30/2014                  | AR  | 60  | #10 Tennessee  | 70           | Knoxville           | Games: 37 SEC: 2-11       |           |    |               |               |                      | 1/13/1990                    | AR                     | 86  | TCU       | 65           | Fayetteville      |                   |              |
| 1/1/2015                   | AR  | 51  | #5/8 Tennessee | 60           | Fayetteville        | Fayetteville: 11-5        |           |    |               |               |                      | 2/13/1990                    | AR                     | 85  | TCU       | 65           | Ft. Worth         |                   |              |
| 1/14/2016                  | AR  | 64  | #13 Tennessee  | 59           | Fayetteville        | College Station: 8-7      |           |    |               |               |                      | 1/16/1991                    | #12                    | AR  | 95        | TCU          | 62                | Ft. Worth         |              |
| 2/4/2016                   | AR  | 57  | #24 Tennessee  | 75           | Knoxville           | Neutral: 4-2              |           |    |               |               |                      | 2/16/1991                    | #9                     | AR  | 82        | TCU          | 46                | Fayetteville      |              |
| 3/3/2016                   | AR  | 51  | Tennessee      | 68           | Jacksonville (SEC)  | 1/30/1981                 | AR        | 80 | Texas A&M     | 62            | Houston (SWC)        | 2/1/1995                     | #23                    | AR  | 105       | TCU          | 64                | Fayetteville      |              |
| 2/19/2017                  | AR  | 46  | Tennessee      | 59           | Knoxville           | 2/12/1982                 | AR        | 70 | Texas A&M     | 60            | College Station      | 12/21/1995                   | #8                     | AR  | 83        | TCU          | 52                | Ft. Worth         |              |
| 2/8/2018                   | AR  | 85  | #11 Tennessee  | 90           | Fayetteville        | 1/19/1983                 | AR        | 75 | Texas A&M     | 57            | Fayetteville         | 12/30/2000                   | AR                     | 81  | TCU       | 65           | Fayetteville      |                   |              |
| 1/21/2019                  | AR  | 80  | Tennessee      | 79           | Knoxville           | 3/11/1983                 | AR        | 66 | Texas A&M     | 57            | Austin (SWC)         | 12/29/2001                   | AR                     | 58  | TCU       | 60           | Ft. Worth         |                   |              |
| 2/20/2020                  | #22 | AR  | 83             | Tennessee    | 75                  | Fayetteville              | 1/21/1984 | AR | 69            | Texas A&M     | 63                   | College Station              | 11/25/2002             | #17 | AR        | 76           | TCU               | 66                | Fayetteville |
| 1/7/2021                   | #13 | AR  | 73             | Tennessee    | 88                  | Knoxville                 | 2/6/1984  | AR | 83            | Texas A&M     | 70                   | Fayetteville                 | 12/6/2003              | AR  | 62        | #21 TCU (OT) | 67                | Ft. Worth         |              |
| TENNESSEE-MARTIN ----- 2-0 |     |     |                |              |                     | 3/6/1984                  | AR        | 75 | Texas A&M     | 66            | Fayetteville (SWC)   | 3/28/2019                    | AR                     | 78  | TCU       | 82           | Fayetteville      |                   |              |
| Games: 2                   |     |     |                |              |                     | 1/2/1985                  | AR        | 81 | Texas A&M     | 67            | College Station      | TEXAS-EL PASO ----- 2-1      |                        |     |           |              |                   |                   |              |
| Fayetteville: 2-0          |     |     |                |              |                     | 2/2/1985                  | AR        | 75 | Texas A&M     | 65            | Fayetteville         | Games: 3                     |                        |     |           |              |                   |                   |              |
| Martin: 0-0                |     |     |                |              |                     | 1/28/1986                 | AR        | 74 | Texas A&M     | 65            | College Station      | Fayetteville: 1-0            |                        |     |           |              |                   |                   |              |
| Neutral: 1-0               |     |     |                |              |                     | 3/1/1986                  | AR        | 75 | Texas A&M     | 67            | Fayetteville         | El Paso: 1-1                 |                        |     |           |              |                   |                   |              |
| 2/13/1981                  | AR  | 66  | UT-Martin      | 46           | Fayetteville        | 1/24/1987                 | AR        | 86 | Texas A&M     | 69            | Fayetteville         | Neutral: 0-0                 |                        |     |           |              |                   |                   |              |
| 12/29/2019                 | #20 | AR  | 96             | UT-Martin    | 46                  | Fayetteville              | 2/25/1987 | AR | 63            | Texas A&M     | 57                   | College Station              | 11/25/1989             | AR  | 87        | UTEP         | 61                | Fayetteville      |              |
| TENNESSEE STATE ----- 3-0  |     |     |                |              |                     | 1/16/1988                 | AR        | 56 | Texas A&M     | 60            | College Station      | 11/27/2010                   | AR                     | 59  | UTEP      | 56           | El Paso           |                   |              |
| Games: 3                   |     |     |                |              |                     | 2/16/1988                 | AR        | 79 | Texas A&M     | 69            | Fayetteville         | 11/24/2017                   | AR                     | 61  | UTEP      | 64           | El Paso           |                   |              |
| Fayetteville: 1-0          |     |     |                |              |                     | 3/10/1988                 | AR        | 58 | Texas A&M     | 59            | Dallas (SWC)         | TEXAS-PAN AMERICAN ----- 2-0 |                        |     |           |              |                   |                   |              |
| Nashville: 0-0             |     |     |                |              |                     | 1/17/1989                 | AR        | 91 | Texas A&M     | 90            | Fayetteville         | Games: 2                     |                        |     |           |              |                   |                   |              |
| Neutral: 2-0               |     |     |                |              |                     | 2/18/1989                 | AR        | 74 | Texas A&M     | 73            | College Station      | Fayetteville: 2-0            |                        |     |           |              |                   |                   |              |
| 11/26/1988                 | AR  | 114 | Tenn. State    | 42           | Auburn, Ala.        | 1/20/1990                 | AR        | 70 | Texas A&M     | 64            | College Station      | Pan American: 0-0            |                        |     |           |              |                   |                   |              |
| 11/23/2010                 | AR  | 71  | Tenn. State    | 50           | Fayetteville        | 2/20/1990                 | #25       | AR | 76            | Texas A&M     | 63                   | Fayetteville                 | Neutral: 0-0           |     |           |              |                   |                   |              |
| 11/23/2018                 | AR  | 79  | Tenn. State    | 55           | Nashville           | 1/22/1991                 | #11       | AR | 90            | Texas A&M     | 66                   | Fayetteville                 | 2/15/1994              | AR  | 94        | Texas-PA     | 59                | Fayetteville      |              |
| TENNESSEE TECH ----- 2-1   |     |     |                |              |                     | 2/24/1991                 | #9        | AR | 91            | Texas A&M     | 68                   | College Station              | 12/18/2005             | AR  | 74        | Texas-PA     | 44                | Fayetteville      |              |
| Games: 3                   |     |     |                |              |                     | 3/19/2012                 | AR        | 59 | #22/14 TAMU   | 61            | Coll. Station (NCAA) | TEXAS-SAN ANTONIO ----- 3-1  |                        |     |           |              |                   |                   |              |
| Fayetteville: 2-0          |     |     |                |              |                     | 1/6/2013                  | AR        | 51 | #24/22 TAMU   | 63            | Fayetteville         | Games: 4                     |                        |     |           |              |                   |                   |              |
| Cookville: 0-1             |     |     |                |              |                     | 2/27/2014                 | AR        | 54 | #17/16 TAMU   | 77            | College Station      | Fayetteville: 1-0            |                        |     |           |              |                   |                   |              |
| Neutral: 0-0               |     |     |                |              |                     | 1/4/2015                  | AR        | 50 | #5/8 TAMU     | 52            | Fayetteville         | San Antonio: 1-0             |                        |     |           |              |                   |                   |              |
| 11/27/1981                 | AR  | 75  | Tenn. Tech     | 96           | Cookville, Tenn.    | 2/12/2015                 | RV        | AR | 55            | #15/16 TAMU   | 59                   | College Station              | Neutral: 1-1           |     |           |              |                   |                   |              |
| 12/20/2013                 | AR  | 79  | Tenn. Tech     | 53           | Fayetteville        | 1/7/2016                  | AR        | 67 | #13/10 TAMU   | 61            | Fayetteville         | 12/12/1987                   | AR                     | 84  | UTSA      | 73           | Fayetteville      |                   |              |
| 12/4/2018                  | AR  | 65  | Tenn. Tech     | 42           | Fayetteville        | 1/12/2017                 | AR        | 65 | Texas A&M     | 90            | College Station      | 12/3/1988                    | AR                     | 75  | UTSA      | 57           | Nacogdoches       |                   |              |
| TEXAS ----- 3-22           |     |     |                |              |                     | 2/22/2018                 | AR        | 60 | #17 TAMU      | 104           | Fayetteville         | 1/9/1989                     | AR                     | 97  | UTSA      | 77           | San Antonio       |                   |              |
| Games: 25                  |     |     |                |              |                     | 3/1/2018                  | AR        | 52 | #15 TAMU      | 82            | Nashville (SEC)      | 12/20/2009                   | AR                     | 55  | UTSA      | 71           | Hot Springs, Ark. |                   |              |
| Fayetteville: 1-9          |     |     |                |              |                     | 3/3/2019                  | AR        | 63 | #19 Texas A&M | 66            | College Station      | TEXAS SOUTHERN ----- 5-1     |                        |     |           |              |                   |                   |              |
| Austin: 2-7                |     |     |                |              |                     | 3/9/2019                  | AR        | 58 | #15 Texas A&M | 51            | Greenville           | Games: 6                     |                        |     |           |              |                   |                   |              |
| Neutral: 0-6               |     |     |                |              |                     | 1/2/2020                  | #20       | AR | 77            | #11 Texas A&M | 84                   | Fayetteville                 | Fayetteville: 5-0      |     |           |              |                   |                   |              |
| Postseason: 0-1 (NCAA)     |     |     |                |              |                     | 3/6/2020                  | #25       | AR | 67            | #15 Texas A&M | 66                   | Greenville                   | Houston: 0-0           |     |           |              |                   |                   |              |
| 1/29/1981                  | AR  | 61  | #14 Texas      | 110          | Houston             | 1/10/2021                 | #13       | AR | 73            | #8 Texas A&M  | 74                   | Fayetteville                 | Neutral: 0-1           |     |           |              |                   |                   |              |
| 1/29/1982                  | AR  | 53  | #10 Texas      | 68           | Coll. Station (SWC) | 2/7/2021                  | #16       | AR | 67            | #7 Texas A&M  | 69                   | College Station              | 12/8/1979              | AR  | 47        | Texas So.    | 70                | Kingsville, Texas |              |
| 2/21/1983                  | AR  | 67  | #3 Texas       | 89           | Austin              | TEXAS-ARLINGTON ----- 8-0 |           |    |               |               |                      | 2/19/1982                    | AR                     | 65  | Texas So. | 56           | Fayetteville      |                   |              |
| 3/13/1983                  | AR  | 54  | #3 Texas       | 80           | Austin (SWC)        | Games: 8                  |           |    |               |               |                      | 11/27/1995                   | #9                     | AR  | 98        | Texas So.    | 35                | Fayetteville      |              |
| 1/16/1984                  | AR  | 63  | #3 Texas       | 89           | Austin              | Fayetteville: 4-0         |           |    |               |               |                      | 12/3/2006                    | AR                     | 90  | Texas So. | 50           | Fayetteville      |                   |              |
| 2/18/1984                  | AR  | 70  | #1 Texas       | 71           | Fayetteville        | Arlington: 3-0            |           |    |               |               |                      | 12/21/2011                   | AR                     | 86  | Texas So. | 41           | Fayetteville      |                   |              |
| 1/12/1985                  | AR  | 60  | #3 Texas       | 85           | Fayetteville        | Neutral: 1-0              |           |    |               |               |                      | 11/29/2013                   | AR                     | 72  | Texas So. | 50           | Fayetteville      |                   |              |
| 2/12/1985                  | AR  | 71  | #1 Texas       | 89           | Austin              | 12/22/1992                | AR        | 70 | UTA           | 43            | Fayetteville         |                              |                        |     |           |              |                   |                   |              |
| 3/7/1985                   | AR  | 62  | #1 Texas       | 104          | Fayetteville        | 12/22/1993                | AR        | 73 | UTA           | 57            | Arlington            |                              |                        |     |           |              |                   |                   |              |
|                            |     |     |                |              |                     | 11/23/1996                | #19       | AR | 64            | UTA           | 53                   | Fayetteville                 |                        |     |           |              |                   |                   |              |
|                            |     |     |                |              |                     | 11/25/2001                | AR        | 79 | UTA           | 48            | NLR, Ark.            |                              |                        |     |           |              |                   |                   |              |



# ALL TIME RESULTS

## TEXAS TECH ----- 18-9

Games: 27  
Fayetteville: 11-0  
Lubbock: 4-5  
Neutral: 3-4

|            |        |    |                |    |                     |
|------------|--------|----|----------------|----|---------------------|
| 3/6/1980   | AR     | 46 | Texas Tech     | 74 | Baton Rouge (SWIAW) |
| 1/27/1982  | AR     | 70 | Texas Tech     | 55 | Coll Station (SWC)  |
| 2/24/1983  | AR     | 74 | Texas Tech     | 67 | Fayetteville        |
| 1/19/1984  | AR     | 64 | Texas Tech     | 61 | Fayetteville        |
| 2/13/1984  | AR     | 62 | Texas Tech     | 71 | Lubbock             |
| 3/8/1984   | AR     | 43 | Texas Tech     | 56 | Houston (SWC)       |
| 1/15/1985  | AR     | 74 | #16 Texas Tech | 78 | Lubbock             |
| 2/16/1985  | AR     | 65 | #16 Texas Tech | 55 | Fayetteville        |
| 1/11/1986  | AR     | 62 | #24 Texas Tech | 60 | Fayetteville        |
| 2/11/1986  | AR     | 60 | Texas Tech     | 73 | Lubbock             |
| 3/5/1986   | AR     | 48 | Texas Tech     | 58 | Dallas (SWC)        |
| 1/10/1987  | AR     | 53 | Texas Tech     | 51 | Lubbock             |
| 2/7/1987   | AR     | 69 | TX Tech (OT)   | 65 | Fayetteville        |
| 2/2/1988   | AR     | 80 | Texas Tech     | 67 | Fayetteville        |
| 3/5/1988   | AR     | 70 | Texas Tech     | 82 | Lubbock             |
| 1/3/1989   | AR     | 75 | Texas Tech     | 64 | Fayetteville        |
| 2/4/1989   | AR     | 74 | Texas Tech     | 65 | Lubbock             |
| 3/8/1989   | AR     | 79 | Texas Tech     | 72 | Dallas (SWC)        |
| 1/6/1990   | AR     | 76 | TX Tech (OT)   | 74 | Lubbock             |
| 2/6/1990   | AR     | 62 | Texas Tech     | 55 | Fayetteville        |
| 3/7/1990   | #19 AR | 60 | Texas Tech     | 69 | Dallas (SWC)        |
| 1/12/1991  | #14 AR | 64 | Texas Tech     | 62 | Lubbock             |
| 2/12/1991  | #9 AR  | 82 | Texas Tech     | 70 | Fayetteville        |
| 3/9/1991   | #8 AR  | 60 | Texas Tech     | 51 | Dallas (SWC)        |
| 1/5/2008   | #25 AR | 80 | Texas Tech     | 57 | Fayetteville        |
| 1/3/2009   | AR     | 60 | Texas Tech     | 75 | Lubbock             |
| 12/03/2016 | AR     | 66 | Texas Tech     | 60 | Fayetteville        |

## TEXAS WOMAN'S ----- 0-1

Games: 1  
Fayetteville: 0-0  
Durant: 0-0  
Neutral: 1-0

|          |    |    |     |    |               |
|----------|----|----|-----|----|---------------|
| 2/9/1980 | AR | 58 | TWU | 67 | Denton, Texas |
|----------|----|----|-----|----|---------------|

## TULANE ----- 3-1

Games: 4  
Fayetteville: 1-1  
New Orleans: 1-0  
Neutral: 1-0  
Postseason: 0-1 (WNIT)

|            |        |    |        |    |                |
|------------|--------|----|--------|----|----------------|
| 1/12/1980  | AR     | 66 | Tulane | 65 | New Orleans    |
| 1/19/1994  | AR     | 71 | Tulane | 59 | Fayetteville   |
| 12/28/1994 | #24 AR | 83 | Tulane | 79 | Kenner, La.    |
| 3/24/2013  | AR     | 48 | Tulane | 60 | F'ville (WNIT) |

## TULSA ----- 23-3

Games: 26  
Fayetteville: 11-2  
Tulsa: 12-1  
Neutral: 0-0  
Postseason: 1-0 (WNIT)

|            |        |     |       |    |              |
|------------|--------|-----|-------|----|--------------|
| 1/15/1977  | AR     | 47  | Tulsa | 55 | Tulsa        |
| 2/26/1977  | AR     | 59  | Tulsa | 48 | Fayetteville |
| 11/22/1977 | AR     | 68  | Tulsa | 50 | Tulsa        |
| 1/26/1978  | AR     | 69  | Tulsa | 49 | Fayetteville |
| 11/21/1978 | AR     | 79  | Tulsa | 76 | Tulsa        |
| 1/16/1979  | AR     | 66  | Tulsa | 47 | Fayetteville |
| 2/3/1981   | AR     | 88  | Tulsa | 67 | Fayetteville |
| 11/23/1981 | AR     | 76  | Tulsa | 60 | Tulsa        |
| 1/17/1985  | AR     | 88  | Tulsa | 54 | Fayetteville |
| 2/22/1986  | AR     | 62  | Tulsa | 49 | Tulsa        |
| 12/30/1999 | AR     | 80  | Tulsa | 62 | Tulsa        |
| 1/5/2001   | AR     | 101 | Tulsa | 60 | Fayetteville |
| 12/5/2001  | AR     | 55  | Tulsa | 52 | Tulsa        |
| 12/9/2002  | #13 AR | 66  | Tulsa | 49 | Fayetteville |
| 12/9/2003  | AR     | 64  | Tulsa | 43 | Tulsa        |
| 12/1/2005  | AR     | 64  | Tulsa | 66 | Fayetteville |
| 12/16/2006 | #25 AR | 78  | Tulsa | 67 | Tulsa        |

|            |        |    |       |    |                     |
|------------|--------|----|-------|----|---------------------|
| 11/20/2007 | AR     | 69 | Tulsa | 52 | Fayetteville (NWIT) |
| 11/15/2012 | AR     | 64 | Tulsa | 56 | (OT) Tulsa          |
| 12/10/2013 | AR     | 81 | Tulsa | 43 | Fayetteville        |
| 12/14/2014 | RV AR  | 64 | Tulsa | 53 | Tulsa               |
| 11/23/2015 | AR     | 67 | Tulsa | 74 | Fayetteville        |
| 11/30/2016 | AR     | 57 | Tulsa | 50 | Tulsa               |
| 12/10/2017 | AR     | 67 | Tulsa | 41 | Tulsa               |
| 12/20/2018 | AR     | 61 | Tulsa | 59 | Tulsa               |
| 12/11/2019 | #21 AR | 91 | Tulsa | 41 | Fayetteville        |

## UCLA ----- 1-0

Games: 1

Fayetteville: 1-0

Los Angeles: 0-0

Neutral: 0-0

Postseason: 1-0 (NCAA)

|           |        |    |           |    |                     |
|-----------|--------|----|-----------|----|---------------------|
| 3/14/1990 | #22 AR | 90 | UCLA (OT) | 80 | Fayetteville (NCAA) |
|-----------|--------|----|-----------|----|---------------------|

## UM-KANSAS CITY ----- 6-0

Games: 6

Fayetteville: 4-0

Kansas City: 2-0

Neutral: 0-0

|            |        |     |             |    |              |
|------------|--------|-----|-------------|----|--------------|
| 1/25/1985  | AR     | 79  | UMKC        | 47 | Fayetteville |
| 2/23/1988  | AR     | 102 | UMKC        | 85 | Fayetteville |
| 2/25/1989  | AR     | 46  | Missouri-KC | 42 | Kansas City  |
| 11/30/1991 | #18 AR | 73  | Missouri-KC | 61 | Fayetteville |
| 1/25/2005  | AR     | 69  | UMKC        | 46 | Kansas City  |
| 12/4/2005  | AR     | 84  | UMKC        | 57 | Fayetteville |

## UNC-WILMINGTON ----- 1-0

Games: 1

Fayetteville: 0-0

Wilmington: 0-0

Neutral: 1-0

|            |    |    |       |    |                 |
|------------|----|----|-------|----|-----------------|
| 11/26/1999 | AR | 88 | UNC-W | 77 | Princeton, N.J. |
|------------|----|----|-------|----|-----------------|

## UTAH ----- 2-1

Games: 3

Fayetteville: 1-0

Salt Lake City: 1-0

Neutral: 0-1

|            |        |    |      |    |                  |
|------------|--------|----|------|----|------------------|
| 12/21/1997 | #24 AR | 64 | Utah | 73 | Ft. Worth, Texas |
| 12/4/2010  | AR     | 65 | Utah | 54 | Salt Lake City   |
| 12/20/2011 | AR     | 57 | Utah | 56 | Fayetteville     |

## VALPARAISO ----- 1-0

Games: 1

Fayetteville: 0-0

Valparaiso: 1-0

Neutral: 0-0

|            |        |    |            |    |                  |
|------------|--------|----|------------|----|------------------|
| 12/28/1997 | #25 AR | 77 | Valpo (OT) | 69 | Valparaiso, Ind. |
|------------|--------|----|------------|----|------------------|

## VANDERBILT ----- 11-25

Games: 36 SEC: 11-24

Fayetteville: 8-8

Nashville: 2-16

Neutral: 1-1

|           |        |    |            |    |              |
|-----------|--------|----|------------|----|--------------|
| 2/8/1992  | AR     | 75 | #13 VU     | 79 | Nashville    |
| 2/6/1993  | AR     | 59 | #6 VU      | 80 | Fayetteville |
| 2/20/1994 | #18 AR | 58 | #14 VU     | 67 | Nashville    |
| 2/19/1995 | AR     | 73 | #8 VU (OT) | 71 | Fayetteville |
| 1/14/1996 | #14 AR | 60 | #2 VU      | 65 | Fayetteville |
| 1/12/1997 | #8 AR  | 68 | #10 VU     | 77 | Nashville    |
| 1/18/1998 | AR     | 80 | #6 VU (OT) | 85 | Fayetteville |
| 1/17/1999 | AR     | 57 | VU         | 73 | Nashville    |
| 1/23/2000 | AR     | 61 | VU         | 52 | Fayetteville |
| 1/21/2001 | AR     | 68 | #15 VU     | 64 | Nashville    |
| 1/31/2002 | AR     | 67 | #8 VU      | 57 | Fayetteville |
| 3/2/2002  | AR     | 78 | #6 VU      | 81 | Nashville    |
| 1/23/2003 | #8 AR  | 59 | #18 VU     | 76 | Nashville    |
| 1/29/2004 | AR     | 69 | #24 VU     | 74 | Fayetteville |
| 2/17/2005 | AR     | 43 | #22 VU     | 78 | Nashville    |

|           |        |     |             |    |                 |
|-----------|--------|-----|-------------|----|-----------------|
| 3/4/2005  | AR     | 60  | VU          | 79 | Nashville       |
| 1/8/2006  | AR     | 52  | #20 VU (OT) | 51 | Fayetteville    |
| 2/9/2006  | AR     | 59  | #22 VU      | 64 | Nashville       |
| 1/4/2007  | #20 AR | 61  | #11 VU      | 98 | Nashville       |
| 1/28/2007 | AR     | 34  | #15 VU      | 61 | Fayetteville    |
| 2/21/2008 | AR     | 50  | #25 VU      | 63 | Fayetteville    |
| 1/29/2009 | AR     | 61  | #20 VU (OT) | 72 | Nashville       |
| 1/31/2010 | AR     | 61  | VU          | 67 | Fayetteville    |
| 3/4/2010  | AR     | 64  | VU (OT)     | 65 | Duluth          |
| 1/20/2011 | #23 AR | 54  | VU          | 65 | Nashville       |
| 1/19/2012 | AR     | 69  | #35/33 VU   | 47 | Fayetteville    |
| 1/13/2013 | AR     | 58  | VU          | 78 | Nashville       |
| 2/20/2014 | AR     | 50  | rv/25 VU    | 56 | Fayetteville    |
| 1/22/2015 | AR     | 53  | VU          | 55 | Nashville       |
| 2/8/2016  | AR     | 57  | VU          | 56 | Fayetteville    |
| 1/19/2017 | AR     | 59  | VU          | 46 | Fayetteville    |
| 2/23/2017 | AR     | 64  | VU          | 66 | Nashville       |
| 2/25/2018 | AR     | 73  | VU          | 78 | Nashville       |
| 2/28/2018 | AR     | 88  | VU          | 76 | Nashville (SEC) |
| 1/13/2019 | AR     | 83  | VU          | 62 | Fayetteville    |
| 1/19/2020 | #23 AR | 100 | VU          | 66 | Nashville       |

## VIRGINIA COMMONWEALTH ----- 1-0

Games: 1

Fayetteville: 0-0

Richmond: 0-0

Neutral: 1-0

|            |    |    |     |    |                   |
|------------|----|----|-----|----|-------------------|
| 12/21/2009 | AR | 68 | VCU | 58 | Hot Springs, Ark. |
|------------|----|----|-----|----|-------------------|

## WASHINGTON STATE ----- 2-0

Games: 2

Fayetteville: 1-0

Pullman: 1-0

Neutral: 0-0

|            |       |    |           |    |              |
|------------|-------|----|-----------|----|--------------|
| 12/1/1990  | #8 AR | 68 | Wash. St. | 48 | Pullman      |
| 12/31/1992 | AR    | 84 | Wash. St. | 62 | Fayetteville |

## WASHINGTON ----- 1-1

Games: 2

Fayetteville: 1-0

Spokane: 0-1

Neutral: 0-0

|           |        |    |            |    |              |
|-----------|--------|----|------------|----|--------------|
| 2/28/1982 | AR     | 75 | Wash. (OT) | 70 | Fayetteville |
| 3/18/1995 | #15 AR | 50 | #14 Wash.  | 54 | Spokane      |

## WAYLAND BAPTIST ----- 0-1

Games: 1

Fayetteville: 0-0

Plainview: 0-0

Neutral: 0-1

Postseason: 0-1 (SWIAW)

|           |    |    |             |    |                 |
|-----------|----|----|-------------|----|-----------------|
| 3/12/1982 | AR | 57 | Wayland Bap | 61 | Lubbock (SWIAW) |
|-----------|----|----|-------------|----|-----------------|

## WEST VIRGINIA ----- 0-1

Games: 1

Fayetteville: 0-0

Morgantown: 0-1

Neutral: 0-0

|           |    |    |               |    |            |
|-----------|----|----|---------------|----|------------|
| 1/26/1992 | AR | 60 | West Virginia | 81 | Morgantown |
|-----------|----|----|---------------|----|------------|

## WESTERN ILLINOIS ----- 2-0

Games: 2

Fayetteville: 2-0

Macomb: 0-0

Neutral: 0-0

|            |        |     |             |    |              |
|------------|--------|-----|-------------|----|--------------|
| 12/22/1996 | #23 AR | 100 | W. Illinois | 49 | Fayetteville |
| 12/29/2008 | AR     | 70  | W. Illinois | 53 | Fayetteville |

## WESTERN KENTUCKY ----- 4-2

Games: 6

Fayetteville: 2-0

Bowling Green: 1-2

Neutral: 1-0

# ALL TIME RESULTS

|            |        |    |             |    |               |
|------------|--------|----|-------------|----|---------------|
| 11/29/1986 | AR     | 76 | W. Kentucky | 86 | Bowling Green |
| 12/28/2002 | #10 AR | 71 | W. Kentucky | 61 | Fayetteville  |
| 12/3/2003  | AR     | 67 | W. Kentucky | 65 | Bowling Green |
| 11/28/2004 | AR     | 83 | W. Kentucky | 79 | Fayetteville  |
| 12/6/2005  | AR     | 73 | W. Kentucky | 89 | Bowling Green |
| 11/27/2009 | AR     | 69 | W. Kentucky | 51 | Cancun, Mex.  |

## WESTERN MICHIGAN ----- 2-0

Games: 2

Fayetteville: 1-0

Kalamazoo: 0-0

Neutral: 0-0

|           |    |    |               |    |              |
|-----------|----|----|---------------|----|--------------|
| 12/9/2001 | AR | 73 | W. Mich. (OT) | 69 | Fayetteville |
|-----------|----|----|---------------|----|--------------|

|            |    |    |          |    |              |
|------------|----|----|----------|----|--------------|
| 11/24/2013 | AR | 61 | W. Mich. | 46 | Fayetteville |
|------------|----|----|----------|----|--------------|

## WICHITA STATE ----- 7-1

Games: 8

Fayetteville: 5-0

Wichita: 2-1

Neutral: 0-0

Postseason: 1-0 (WNIT)

|          |    |    |             |    |         |
|----------|----|----|-------------|----|---------|
| 1/8/1981 | AR | 47 | Wichita St. | 68 | Wichita |
|----------|----|----|-------------|----|---------|

|           |    |    |             |    |              |
|-----------|----|----|-------------|----|--------------|
| 2/20/1982 | AR | 82 | Wichita St. | 72 | Fayetteville |
|-----------|----|----|-------------|----|--------------|

|           |       |    |             |    |         |
|-----------|-------|----|-------------|----|---------|
| 12/2/1995 | #9 AR | 70 | Wichita St. | 67 | Wichita |
|-----------|-------|----|-------------|----|---------|

|            |        |    |             |    |              |
|------------|--------|----|-------------|----|--------------|
| 11/26/1997 | #24 AR | 73 | Wichita St. | 53 | Fayetteville |
|------------|--------|----|-------------|----|--------------|

|           |    |    |             |    |                     |
|-----------|----|----|-------------|----|---------------------|
| 3/15/2000 | AR | 83 | Wichita St. | 63 | Fayetteville (WNIT) |
|-----------|----|----|-------------|----|---------------------|

|            |    |    |             |    |         |
|------------|----|----|-------------|----|---------|
| 11/21/2003 | AR | 81 | Wichita St. | 72 | Wichita |
|------------|----|----|-------------|----|---------|

|           |    |    |             |    |              |
|-----------|----|----|-------------|----|--------------|
| 12/3/2004 | AR | 78 | Wichita St. | 55 | Fayetteville |
|-----------|----|----|-------------|----|--------------|

|            |    |    |             |    |              |
|------------|----|----|-------------|----|--------------|
| 11/20/2006 | AR | 80 | Wichita St. | 70 | Fayetteville |
|------------|----|----|-------------|----|--------------|

## WISCONSIN ----- 3-0

Games: 3

Fayetteville: 1-0

Madison: 0-0

Neutral: 2-0

Postseason: 1-0 (WNIT)

|           |    |    |           |    |                     |
|-----------|----|----|-----------|----|---------------------|
| 3/23/1999 | AR | 67 | Wisconsin | 64 | Fayetteville (WNIT) |
|-----------|----|----|-----------|----|---------------------|

|            |    |    |           |    |           |
|------------|----|----|-----------|----|-----------|
| 11/25/2018 | AR | 69 | Wisconsin | 68 | Nashville |
|------------|----|----|-----------|----|-----------|

|            |        |    |           |    |        |
|------------|--------|----|-----------|----|--------|
| 11/30/2019 | #25 AR | 68 | Wisconsin | 64 | Nassau |
|------------|--------|----|-----------|----|--------|

## WOFFORD ----- 1-0

Games: 1

Fayetteville: 1-1

Spartanburg: 0-0

Neutral: 0-0

|           |        |    |         |    |              |
|-----------|--------|----|---------|----|--------------|
| 2/10/1997 | #21 AR | 76 | Wofford | 39 | Fayetteville |
|-----------|--------|----|---------|----|--------------|

## WRIGHT STATE ----- 0-1

Games: 1

Fayetteville: 0-0

Dayton: 0-0

Neutral: 0-1

|           |        |    |              |    |             |
|-----------|--------|----|--------------|----|-------------|
| 3/22/2021 | #15 AR | 62 | Wright State | 66 | San Antonio |
|-----------|--------|----|--------------|----|-------------|





# SCHEDULE NOTES

## SIMMONS BANK/VERIZON/ALLTEL ARENA

Arkansas women's basketball games played in Simmons Bank/Verizon/Alltel Arena (opened October 1999)

| Date          | Opponent                   | Result   | UA/Opp Rank |
|---------------|----------------------------|----------|-------------|
| Dec. 19, 1999 | Memphis                    | L, 88-82 | -/-         |
| Dec. 21, 2000 | Harvard                    | W, 87-48 | -/-         |
| Nov. 25, 2001 | Texas-Arlington            | W, 79-48 | -/-         |
| Jan. 6, 2003  | Louisiana-Lafayette        | W, 75-57 | 11/-        |
| March 6, 2003 | Alabama *                  | W, 53-48 | 23/-        |
| March 7, 2003 | LSU *                      | L, 78-72 | 23/6        |
| Dec. 16, 2004 | Louisiana-Lafayette        | W, 82-68 | -/-         |
| March 2, 2006 | Ole Miss *                 | L, 94-64 | -/-         |
| March 5, 2009 | Ole Miss *                 | L, 65-60 | -/-         |
| Dec. 21, 2014 | Oklahoma (SEC/Big 12)      | W, 71-65 | rv/rv       |
| March 5, 2015 | Ole Miss (SEC Tourn)       | W, 71-61 | -/-         |
| March 6, 2015 | South Carolina (SEC Tourn) | L, 36-58 | -/3         |
| Dec. 21, 2019 | Little Rock                | W, 86-53 | 21/-        |

Arkansas owns a 7-5 record in games played in Verizon/Alltel Arena.

Arkansas owns a 2-4 record in SEC Tournament games played in Verizon/Alltel Arena.

## STATE OF ARKANSAS - NOT IN FAYETTEVILLE

| Date          | Opponent              | Result   | UA/Opp Rk | Location          |
|---------------|-----------------------|----------|-----------|-------------------|
| Nov. 19, 1976 | North Arkansas CC     | L, 70-67 | -/-       | West Fork         |
| Nov. 18, 1977 | Arkansas St. - Beebe  | W, 62-58 | -/-       | West Fork         |
| Nov. 19, 1977 | Eastern Oklahoma      | L, 98-90 | -/-       | West Fork         |
| Dec. 3, 1981  | Centenary             | W, 78-55 | -/-       | Camden            |
| Dec. 19, 1981 | Arkansas College      | W, 57-39 | -/-       | Wynne             |
| Dec. 19, 1983 | Northwestern State    | W, 75-73 | -/-       | Little Rock       |
| Dec. 16, 1984 | Grambling             | W, 96-57 | -/-       | Little Rock       |
| Dec. 9, 1987  | Mississippi           | L, 88-72 | -/8       | Pine Bluff        |
| Dec. 19, 1999 | Memphis               | L, 88-82 | -/-       | North Little Rock |
| Dec. 21, 2000 | Harvard               | W, 87-48 | -/-       | North Little Rock |
| Nov. 25, 2001 | Texas-Arlington       | W, 79-48 | -/-       | North Little Rock |
| Jan. 6, 2003  | Louisiana-Lafayette   | W, 75-57 | 11/-      | North Little Rock |
| March 6, 2003 | Alabama *             | W, 53-48 | 23/-      | North Little Rock |
| March 7, 2003 | LSU *                 | L, 78-72 | 23/6      | North Little Rock |
| Dec. 18, 2003 | Northwestern State    | W, 78-64 | -/-       | Hot Springs       |
| Dec. 16, 2004 | Louisiana-Lafayette   | W, 82-68 | -/-       | North Little Rock |
| Dec. 15, 2005 | Nicholls State        | W, 75-40 | -/-       | Hot Springs       |
| March 2, 2006 | Ole Miss *            | L, 94-64 | -/-       | North Little Rock |
| Dec. 20, 2006 | Stephen F. Austin     | W, 75-54 | 24/-      | Hot Springs       |
| Dec. 13, 2007 | Northwestern State    | W, 59-43 | -/-       | Hot Springs       |
| March 5, 2009 | Ole Miss *            | L, 65-60 | -/-       | North Little Rock |
| Nov. 15, 2009 | Alcorn State          | W, 87-78 | -/-       | Hot Springs       |
| Dec. 21, 2014 | Oklahoma (SEC/Big 12) | W, 71-65 | rv/rv     | North Little Rock |
| March 5, 2015 | Ole Miss*             | W, 71-61 | -/-       | North Little Rock |
| March 6, 2015 | South Carolina*       | L, 36-58 | -/3       | North Little Rock |
| Dec. 21, 2019 | Little Rock           | W, 86-53 | 21/-      | North Little Rock |

\* SEC Tournament game

Arkansas owns a 18-8 in games played in the state of Arkansas, including 1-2 in West Fork, 1-0 in Camden, 1-0 in Wynne, 10-5 in Little Rock, 5-0 in Hot Springs, and 0-1 in Pine Bluff.

Arkansas has played in four SEC Tournaments in Little Rock, with a 2-4 record in those games.

## ELEMENTARY DAY

Arkansas is 10-1 all-time in Elementary Day Games

The Razorbacks are 10-0 at home and 0-1 on the road (Northwestern, 2008)

|          |          |    |                    |    |
|----------|----------|----|--------------------|----|
| 11-12-10 | Arkansas | 71 | Florida A&M        | 62 |
| 11-16-11 | Arkansas | 57 | UTA                | 34 |
| 11-9-12  | Arkansas | 97 | Jackson State      | 58 |
| 11-8-13  | Arkansas | 81 | Sam Houston State  | 45 |
| 11-14-14 | Arkansas | 63 | Nicholls           | 52 |
| 11-13-15 | Arkansas | 97 | SE Louisiana       | 53 |
| 11-11-16 | Arkansas | 71 | Sam Houston State  | 39 |
| 11-10-17 | Arkansas | 65 | Sam Houston State  | 54 |
| 11-9-18  | Arkansas | 98 | Northwestern State | 53 |
| 11-8-19  | Arkansas | 82 | New Orleans        | 52 |

## PINK GAMES

Arkansas is 8-6 in home Pink Games 4-8 road Pink Games

|      |            |           |             |          |
|------|------------|-----------|-------------|----------|
| 2021 | Ole Miss   | W, 74-64  | @ Texas A&M | L, 69-67 |
| 2020 | Kentucky   | W, 103-85 | Florida     | L, 83-80 |
| 2019 | Auburn     | L, 75-72  | Kentucky    | L, 61-59 |
| 2018 | LSU        | L, 62-57  |             |          |
| 2017 | Kentucky   | L, 69-62  | Missouri    | L, 67-56 |
| 2016 | Alabama    | W, 69-67  | Missouri    | L, 69-48 |
|      |            |           | Kentucky    | L, 77-63 |
| 2015 | LSU        | W, 63-41  | Auburn      | W, 54-36 |
| 2014 | Alabama    | W, 75-55  | S Carolina  | L, 49-67 |
| 2013 | Missouri   | W, 61-40  | Georgia     | L, 34-66 |
| 2012 | LSU        | L, 42-50  | Auburn      | W, 51-48 |
| 2011 | LSU        | W, 42-40  | Ole Miss    | W, 56-53 |
| 2010 | Alabama    | L, 58-69  | LSU         | L, 53-70 |
| 2009 | Ole Miss   | W, 70-59  | Florida     | W, 83-74 |
| 2008 | Vanderbilt | L, 63-50  | Florida     | L, 73-75 |

## SEC/BIG 12 CHALLENGE

Arkansas is 2-2 in the SEC/Big 12 Challenge game that began in the 2014-15 season. The event expanded from four teams who played at the SEC and Big 12 Conference Tournament sites the first two seasons to include the Big 12's full membership versus 10 SEC teams beginning in December 2016. The inaugural challenge was held in 2014 in Little Rock, Ark., and featured a top 5 match-up with No. 3 Texas squaring off against No. 4 Texas A&M. Oklahoma and Arkansas, who were both receiving votes in the Associated Press Poll, played in the second game. The conferences split the Challenge with the two games decided by a total of nine points.

|      |               |          |                   |
|------|---------------|----------|-------------------|
| 2014 | Oklahoma      | W, 71-64 | North Little Rock |
| 2015 | #5 Texas      | L, 61-50 | Oklahoma City     |
| 2016 | Texas Tech    | W, 66-60 | Fayetteville      |
| 2017 | at Kansas     | L, 71-60 | Lawrence          |
| 2018 | at Iowa State | L, 91-82 | Ames              |
| 2019 | Kansas State  | W, 81-72 | Fayetteville      |



# SEC OPENING GAME NOTES

Arkansas is 5-24 in SEC openers (home or away) since joining the league for the 1991-92 season. (First SEC game of the year)

Arkansas is 4-8 when they open at home and 1-17 when their first SEC game is on the road.

Arkansas has opened with Tennessee six times including a stretch of four in a row in 1997, 1998, 1999, 2000. The Razorbacks have faced Ole Miss six times, South Carolina four times, Alabama, Florida, Georgia and LSU twice and Auburn, Mississippi State and Kentucky, Texas A&M and Vanderbilt once each.

## SEC OPENING GAMES

Open at Home

Win: Ole Miss (2x), Tennessee, South Carolina

Loss: Alabama, Florida, LSU (2x), Kentucky, Tennessee, South Carolina, Mississippi State, Texas A&M

Open on the Road

Win: Mississippi State (2006), at Ole Miss

Loss: Alabama, Auburn, Florida, Georgia (2x), Ole Miss (4x), South Carolina (2x), Tennessee (4x), Texas A&M, Vanderbilt

### HOME SEC OPENERS

|               |                    |   |       |
|---------------|--------------------|---|-------|
| Jan. 3, 1993  | Ole Miss           | W | 73-72 |
| Jan. 4, 1996  | #19 Alabama        | L | 92-85 |
| Dec. 29, 1997 | #6 Tennessee       | W | 77-75 |
| Dec. 17, 1999 | #2 Tennessee       | L | 82-62 |
| Jan. 12, 2003 | #13 South Carolina | W | 67-58 |
| Jan. 10, 2008 | #11 LSU            | L | 76-54 |
| Jan. 8, 2009  | LSU                | L | 62-42 |
| Jan. 3, 2010  | Florida            | L | 59-53 |
| Jan. 2, 2014  | #13 South Carolina | L | 55-51 |
| Dec. 31, 2017 | Ole Miss           | W | 73-72 |
| Jan. 3, 2019  | Mississippi State  | L | 93-69 |
| Jan. 2, 2020  | #11 Texas A&M      | L | 84-77 |

### ROAD SEC OPENERS

|               |                   |   |       |
|---------------|-------------------|---|-------|
| Jan. 4, 1992  | Ole Miss          | L | 66-65 |
| Jan. 2, 1994  | #1 Tennessee      | L | 89-67 |
| Dec. 6, 1995  | #6 Alabama        | L | 93-79 |
| Jan. 1, 1998  | #1 Tennessee      | L | 88-58 |
| Jan. 10, 2000 | #2 Tennessee      | L | 79-69 |
| Jan. 2, 2001  | South Carolina    | L | 66-49 |
| Jan. 6, 2002  | Ole Miss          | L | 81-46 |
| Jan. 8, 2004  | #5 Tennessee      | L | 83-44 |
| Dec. 30, 2005 | #16 Georgia       | L | 78-57 |
| Jan. 5, 2006  | Mississippi State | W | 66-45 |
| Jan. 4, 2007  | #11 Vanderbilt    | L | 98-61 |
| Jan. 2, 2011  | Florida           | L | 64-53 |
| Jan. 1, 2012  | #17 Georgia       | L | 67-67 |
| Jan. 3, 2013  | Auburn            | L | 50-47 |
| Jan. 2, 2015  | Ole Miss          | L | 71-57 |
| Jan. 3, 2016  | #2 South Carolina | L | 85-32 |
| Jan. 1, 2017  | Ole Miss          | L | 73-64 |
| Dec. 31, 2020 | #13 Kentucky      | L | 75-64 |





# SEC STANDINGS

## 2020-21

|             | SEC ONLY |    |      | OVERALL |    |      |
|-------------|----------|----|------|---------|----|------|
|             | W        | L  | PCT  | W       | L  | PCT  |
| Texas A&M   | 13       | 1  | .929 | 25      | 3  | .893 |
| S. Carolina | 14       | 2  | .875 | 26      | 5  | .838 |
| Tennessee   | 9        | 4  | .692 | 17      | 8  | .680 |
| Georgia     | 10       | 5  | .667 | 21      | 7  | .750 |
| Kentucky    | 9        | 5  | .643 | 18      | 9  | .667 |
| ARKANSAS    | 9        | 6  | .600 | 19      | 9  | .679 |
| Alabama     | 8        | 8  | .500 | 17      | 10 | .629 |
| LSU         | 6        | 8  | .429 | 9       | 13 | .409 |
| Miss State  | 5        | 7  | .417 | 10      | 9  | .526 |
| Missouri    | 5        | 9  | .357 | 9       | 13 | .409 |
| Ole Miss    | 4        | 10 | .286 | 15      | 12 | .556 |
| Florida     | 3        | 11 | .214 | 12      | 14 | .462 |
| Auburn      | 0        | 15 | .000 | 5       | 19 | .208 |
| Vanderbilt* | 0        | 3  | .000 | 4       | 4  | .500 |

## 2019-20

|             | SEC ONLY |    |       | OVERALL |    |      |
|-------------|----------|----|-------|---------|----|------|
|             | W        | L  | PCT   | W       | L  | PCT  |
| S. Carolina | 16       | 0  | 1.000 | 32      | 1  | .970 |
| Miss State  | 13       | 3  | .813  | 27      | 6  | .818 |
| Kentucky    | 10       | 6  | .625  | 22      | 8  | .733 |
| Texas A&M   | 10       | 6  | .625  | 22      | 8  | .733 |
| ARKANSAS    | 10       | 6  | .625  | 24      | 8  | .750 |
| Tennessee   | 10       | 6  | .625  | 21      | 10 | .677 |
| LSU         | 9        | 7  | .563  | 20      | 10 | .667 |
| Alabama     | 8        | 8  | .500  | 18      | 12 | .600 |
| Georgia     | 7        | 9  | .438  | 17      | 14 | .548 |
| Florida     | 6        | 10 | .375  | 15      | 15 | .500 |
| Missouri    | 5        | 11 | .313  | 9       | 22 | .290 |
| Vanderbilt  | 4        | 12 | .250  | 14      | 16 | .467 |
| Auburn      | 4        | 12 | .250  | 11      | 18 | .379 |
| Ole Miss    | 0        | 16 | .000  | 7       | 23 | .233 |

## 2018-19

|             | SEC ONLY |    |      | OVERALL |    |      |
|-------------|----------|----|------|---------|----|------|
|             | W        | L  | PCT  | W       | L  | PCT  |
| Miss State  | 15       | 1  | .933 | 33      | 3  | .917 |
| S. Carolina | 13       | 3  | .813 | 23      | 10 | .697 |
| Texas A&M   | 12       | 4  | .750 | 26      | 8  | .765 |
| Kentucky    | 11       | 5  | .688 | 25      | 8  | .758 |
| Missouri    | 10       | 6  | .625 | 24      | 11 | .686 |
| Auburn      | 9        | 7  | .563 | 22      | 10 | .688 |
| Georgia     | 9        | 7  | .563 | 18      | 12 | .600 |
| Tennessee   | 7        | 9  | .438 | 19      | 13 | .576 |
| LSU         | 7        | 9  | .438 | 16      | 13 | .552 |
| ARKANSAS    | 6        | 10 | .375 | 22      | 15 | .595 |
| Alabama     | 5        | 11 | .313 | 14      | 17 | .452 |
| Ole Miss    | 3        | 13 | .188 | 9       | 22 | .290 |
| Florida     | 3        | 13 | .188 | 8       | 23 | .258 |
| Vanderbilt  | 2        | 14 | .125 | 7       | 23 | .233 |

## 2017-18

|              | SEC ONLY |    |       | OVERALL |    |      |
|--------------|----------|----|-------|---------|----|------|
|              | W        | L  | PCT   | W       | L  | PCT  |
| Miss State*  | 16       | 0  | 1.000 | 37      | 2  | .949 |
| S. Carolina* | 12       | 4  | .750  | 29      | 7  | .806 |
| Georgia      | 12       | 4  | .750  | 26      | 7  | .788 |
| Tennessee    | 11       | 5  | .688  | 25      | 8  | .655 |
| Missouri     | 11       | 5  | .688  | 24      | 8  | .722 |
| Texas A&M    | 11       | 5  | .688  | 26      | 10 | .750 |
| LSU          | 11       | 5  | .688  | 19      | 10 | .758 |
| Alabama      | 7        | 9  | .438  | 20      | 14 | .588 |
| Kentucky     | 6        | 10 | .375  | 15      | 17 | .469 |
| Auburn       | 5        | 11 | .313  | 14      | 15 | .483 |
| ARKANSAS     | 3        | 13 | .188  | 13      | 18 | .367 |
| Florida      | 3        | 13 | .188  | 11      | 19 | .226 |
| Vanderbilt   | 3        | 13 | .188  | 7       | 24 | .219 |
| Ole Miss     | 1        | 15 | .063  | 12      | 19 | .387 |

## 2016-17

|              | SEC ONLY |   |      | OVERALL |   |      |
|--------------|----------|---|------|---------|---|------|
|              | W        | L | PCT  | W       | L | PCT  |
| S. Carolina* | 14       | 2 | .875 | 32      | 4 | .889 |
| Miss. State  | 13       | 3 | .813 | 34      | 4 | .895 |

|            |    |    |      |    |    |      |
|------------|----|----|------|----|----|------|
| Missouri   | 11 | 5  | .688 | 22 | 11 | .667 |
| Kentucky   | 11 | 5  | .688 | 22 | 11 | .667 |
| Tennessee  | 10 | 6  | .625 | 20 | 12 | .625 |
| Texas A&M  | 9  | 7  | .563 | 22 | 12 | .647 |
| LSU        | 8  | 8  | .500 | 20 | 12 | .625 |
| Georgia    | 7  | 9  | .438 | 16 | 15 | .516 |
| Auburn     | 7  | 9  | .438 | 17 | 15 | .531 |
| Ole Miss   | 6  | 10 | .375 | 17 | 14 | .548 |
| Florida    | 5  | 11 | .313 | 15 | 16 | .484 |
| Alabama    | 5  | 11 | .313 | 22 | 14 | .611 |
| Vanderbilt | 4  | 12 | .250 | 14 | 16 | .467 |
| Arkansas   | 2  | 14 | .125 | 13 | 17 | .433 |

## 2015-16

|             | SEC ONLY |    |       | OVERALL |    |      |
|-------------|----------|----|-------|---------|----|------|
|             | W        | L  | PCT   | W       | L  | PCT  |
| S. Carolina | 16       | 0  | 1.000 | 33      | 2  | .943 |
| Miss State  | 11       | 5  | .688  | 28      | 8  | .778 |
| Texas A&M   | 11       | 5  | .688  | 22      | 10 | .688 |
| Kentucky    | 10       | 6  | .625  | 25      | 8  | .758 |
| Florida     | 10       | 6  | .625  | 22      | 9  | .710 |
| Georgia     | 9        | 7  | .563  | 21      | 10 | .677 |
| Missouri    | 8        | 8  | .500  | 22      | 10 | .688 |
| Tennessee   | 8        | 8  | .500  | 22      | 14 | .611 |
| Auburn      | 8        | 8  | .500  | 20      | 13 | .606 |
| Arkansas    | 7        | 9  | .438  | 12      | 18 | .400 |
| Vanderbilt  | 5        | 11 | .313  | 18      | 14 | .563 |
| Alabama     | 4        | 12 | .250  | 15      | 16 | .484 |
| LSU         | 3        | 13 | .188  | 10      | 21 | .323 |
| Ole Miss    | 2        | 14 | .125  | 10      | 20 | .333 |

## 2014-15

|             | SEC ONLY |    |      | OVERALL |    |      |
|-------------|----------|----|------|---------|----|------|
|             | W        | L  | PCT  | W       | L  | PCT  |
| S. Carolina | 15       | 1  | .937 | 34      | 3  | .919 |
| Tennessee   | 15       | 1  | .937 | 30      | 5  | .857 |
| Miss State  | 11       | 5  | .687 | 27      | 7  | .794 |
| LSU         | 10       | 6  | .625 | 17      | 14 | .548 |
| Texas A&M   | 10       | 6  | .625 | 23      | 10 | .696 |
| Kentucky    | 10       | 6  | .625 | 24      | 10 | .705 |
| Missouri    | 7        | 9  | .437 | 19      | 14 | .575 |
| Ole Miss    | 7        | 9  | .437 | 19      | 14 | .575 |
| Arkansas    | 6        | 10 | .375 | 18      | 14 | .562 |
| Georgia     | 6        | 10 | .375 | 19      | 12 | .612 |
| Vanderbilt  | 5        | 11 | .312 | 15      | 16 | .483 |
| Florida     | 5        | 11 | .312 | 13      | 17 | .433 |
| Auburn      | 3        | 13 | .187 | 13      | 18 | .419 |
| Alabama     | 2        | 14 | .125 | 13      | 19 | .406 |

## 2013-14

|             | SEC ONLY |    |      | OVERALL |    |      |
|-------------|----------|----|------|---------|----|------|
|             | W        | L  | PCT  | W       | L  | PCT  |
| So Carolina | 14       | 2  | .875 | 29      | 5  | .852 |
| Tennessee   | 13       | 3  | .812 | 29      | 6  | .828 |
| Texas A&M   | 13       | 3  | .812 | 27      | 9  | .750 |
| Kentucky    | 10       | 6  | .625 | 26      | 9  | .742 |
| Florida     | 8        | 8  | .500 | 20      | 13 | .606 |
| Auburn      | 7        | 9  | .437 | 19      | 15 | .558 |
| Alabama     | 7        | 9  | .437 | 14      | 16 | .466 |
| Vanderbilt  | 7        | 9  | .437 | 18      | 13 | .580 |
| Georgia     | 7        | 9  | .437 | 20      | 12 | .625 |
| LSU         | 7        | 9  | .437 | 21      | 13 | .617 |
| ARKANSAS    | 6        | 10 | .375 | 19      | 11 | .633 |
| Missouri    | 6        | 10 | .375 | 17      | 14 | .548 |
| Miss. State | 5        | 11 | .312 | 22      | 14 | .611 |
| Ole Miss    | 2        | 14 | .125 | 12      | 20 | .375 |

## 2012-13

|             | SEC ONLY |   |      | OVERALL |    |      |
|-------------|----------|---|------|---------|----|------|
|             | W        | L | PCT  | W       | L  | PCT  |
| Tennessee   | 14       | 2 | .875 | 27      | 8  | .771 |
| Kentucky    | 13       | 3 | .813 | 30      | 6  | .833 |
| Georgia     | 12       | 4 | .750 | 28      | 7  | .800 |
| Texas A&M   | 11       | 5 | .688 | 25      | 10 | .714 |
| S. Carolina | 11       | 5 | .688 | 25      | 8  | .758 |
| LSU         | 10       | 6 | .625 | 22      | 12 | .647 |
| Vanderbilt  | 9        | 7 | .563 | 21      | 11 | .656 |

|             |   |    |      |    |    |      |
|-------------|---|----|------|----|----|------|
| Florida     | 6 | 10 | .375 | 22 | 15 | .695 |
| ARKANSAS    | 6 | 10 | .375 | 20 | 13 | .606 |
| Missouri    | 6 | 10 | .375 | 17 | 15 | .531 |
| Auburn      | 5 | 11 | .313 | 19 | 15 | .559 |
| Miss. State | 5 | 11 | .313 | 13 | 17 | .433 |
| Alabama     | 2 | 14 | .125 | 13 | 18 | .419 |
| Ole Miss    | 2 | 14 | .125 | 9  | 20 | .310 |

## 2011-12

|             | SEC ONLY |    |      | OVERALL |    |      |
|-------------|----------|----|------|---------|----|------|
|             | W        | L  | PCT  | W       | L  | PCT  |
| Kentucky    | 13       | 3  | .813 | 28      | 7  | .800 |
| Tennessee   | 12       | 4  | .750 | 27      | 9  | .750 |
| Georgia     | 11       | 5  | .688 | 22      | 9  | .710 |
| LSU         | 10       | 6  | .625 | 23      | 11 | .676 |
| ARKANSAS    | 10       | 6  | .625 | 24      | 9  | .727 |
| S. Carolina | 10       | 6  | .625 | 25      | 10 | .714 |
| Vanderbilt  | 9        | 7  | .563 | 23      | 10 | .697 |
| Florida     | 8        | 8  | .500 | 20      | 13 | .606 |
| Auburn      | 5        | 11 | .313 | 13      | 17 | .433 |
| Miss State  | 4        | 12 | .250 | 14      | 16 | .467 |
| Alabama     | 2        | 14 | .125 | 12      | 19 | .387 |
| Ole Miss    | 2        | 14 | .125 | 12      | 18 | .400 |

## 2010-11

|             | SEC ONLY |    |       | OVERALL |    |      |
|-------------|----------|----|-------|---------|----|------|
|             | W        | L  | PCT   | W       | L  | PCT  |
| Tennessee   | 16       | 0  | 1.000 | 34      | 3  | .918 |
| Kentucky    | 11       | 5  | .688  | 25      | 9  | .735 |
| Vanderbilt  | 10       | 6  | .625  | 20      | 12 | .625 |
| Georgia     | 10       | 6  | .625  | 23      | 11 | .676 |
| S. Carolina | 8        | 8  | .500  | 18      | 15 | .545 |
| Auburn      | 8        | 8  | .500  | 16      | 16 | .500 |
| LSU         | 8        | 8  | .500  | 19      | 13 | .594 |
| Florida     | 7        | 9  | .438  | 20      | 15 | .571 |
| ARKANSAS    | 6        | 10 | .375  | 22      | 12 | .647 |
| Alabama     | 5        | 11 | .313  | 18      | 15 | .545 |
| Miss. State | 4        | 12 | .250  | 13      | 17 | .433 |
| Ole Miss    | 3        | 13 | .188  | 10      | 19 | .345 |

## 2009-10

|             | SEC ONLY |    |      | OVERALL |    |      |
|-------------|----------|----|------|---------|----|------|
|             | W        | L  | PCT  | W       | L  | PCT  |
| Tennessee   | 15       | 1  | .938 | 32      | 3  | .914 |
| Kentucky    | 11       | 5  | .688 | 28      | 8  | .777 |
| Miss. State | 9        | 7  | .562 | 21      | 13 | .618 |
| LSU         | 9        | 7  | .562 | 21      | 10 | .677 |
| Vanderbilt  | 9        | 7  | .562 | 23      | 11 | .676 |
| Georgia     | 9        | 7  | .562 | 25      | 9  | .735 |
| Florida     | 7        | 9  | .438 | 15      | 17 | .469 |
| S. Carolina | 7        | 9  | .438 | 14      | 15 | .483 |
| Ole Miss    | 7        | 9  | .438 | 17      | 15 | .531 |
| Auburn      | 5        | 11 | .312 | 15      | 16 | .484 |
| Alabama     | 4        | 12 | .250 | 12      | 18 | .400 |
| ARKANSAS    | 4        | 12 | .250 | 12      | 18 | .400 |

## 2008-09

|             | SEC ONLY |    |      | OVERALL |    |      |
|-------------|----------|----|------|---------|----|------|
|             | W        | L  | PCT  | W       | L  | PCT  |
| Auburn      | 12       | 2  | .857 | 30      | 4  | .882 |
| Vanderbilt  | 10       | 4  | .714 | 26      | 9  | .789 |
| LSU         | 10       | 4  | .714 | 19      | 11 | .633 |
| Florida     | 9        | 5  | .643 | 24      | 8  | .750 |
| Tennessee   | 9        | 5  | .643 | 22      | 11 | .667 |
| Miss. State | 8        | 6  | .571 | 23      | 10 | .697 |
| Georgia     | 7        | 7  | .500 | 18      | 14 | .563 |
| ARKANSAS    | 6        | 8  | .429 | 18      | 14 | .563 |
| Ole Miss    | 5        | 9  | .357 | 18      | 15 | .545 |
| Kentucky    | 5        | 9  | .357 | 16      | 16 | .500 |
| S. Carolina | 2        | 12 | .168 | 10      | 18 | .357 |
| Alabama     | 1        | 13 | .071 | 13      | 17 | .433 |

# SEC STANDINGS

## 2002-03

|             | SEC ONLY |    |       | OVERALL |    |      |
|-------------|----------|----|-------|---------|----|------|
|             | W        | L  | PCT   | W       | L  | PCT  |
| Tennessee   | 14       | 0  | 1.000 | 33      | 5  | .868 |
| LSU         | 11       | 3  | .786  | 30      | 4  | .882 |
| Georgia     | 10       | 4  | .714  | 21      | 10 | .677 |
| Miss. State | 10       | 4  | .714  | 24      | 8  | .750 |
| S. Carolina | 9        | 5  | .643  | 23      | 8  | .742 |
| Vanderbilt  | 9        | 5  | .643  | 22      | 10 | .688 |
| ARKANSAS    | 7        | 7  | .500  | 22      | 11 | .667 |
| Auburn      | 5        | 9  | .357  | 23      | 11 | .676 |
| Kentucky    | 4        | 10 | .286  | 11      | 16 | .407 |
| Alabama     | 3        | 11 | .214  | 13      | 15 | .464 |
| Florida     | 1        | 13 | .071  | 9       | 19 | .321 |
| Ole Miss    | 1        | 13 | .071  | 12      | 16 | .429 |

## 2001-02

|             | SEC ONLY |    |      | OVERALL |    |      |
|-------------|----------|----|------|---------|----|------|
|             | W        | L  | PCT  | W       | L  | PCT  |
| Tennessee   | 13       | 1  | .929 | 29      | 5  | .853 |
| S. Carolina | 10       | 4  | .714 | 25      | 7  | .781 |
| Vanderbilt  | 10       | 4  | .714 | 30      | 7  | .812 |
| LSU         | 8        | 6  | .571 | 18      | 12 | .600 |
| Miss. State | 8        | 6  | .571 | 19      | 12 | .613 |
| Florida     | 8        | 6  | .571 | 18      | 11 | .621 |
| ARKANSAS    | 7        | 7  | .500 | 20      | 12 | .625 |
| Alabama     | 7        | 7  | .500 | 19      | 12 | .613 |
| Georgia     | 6        | 8  | .429 | 19      | 11 | .633 |
| Ole Miss    | 3        | 11 | .214 | 11      | 17 | .393 |
| Auburn      | 3        | 11 | .214 | 16      | 13 | .552 |
| Kentucky    | 1        | 13 | .071 | 9       | 20 | .310 |

## 2000-01

|             | SEC ONLY |    |       | OVERALL |    |      |
|-------------|----------|----|-------|---------|----|------|
|             | W        | L  | PCT   | W       | L  | PCT  |
| Tennessee   | 14       | 0  | 1.000 | 31      | 3  | .912 |
| Georgia     | 11       | 3  | .786  | 27      | 6  | .818 |
| Florida     | 11       | 3  | .786  | 24      | 6  | .800 |
| Vanderbilt  | 8        | 6  | .571  | 24      | 10 | .706 |
| LSU         | 8        | 6  | .571  | 20      | 11 | .645 |
| ARKANSAS    | 6        | 8  | .429  | 20      | 13 | .606 |
| S. Carolina | 6        | 8  | .429  | 11      | 17 | .393 |
| Alabama     | 5        | 9  | .357  | 19      | 12 | .613 |
| Auburn      | 5        | 9  | .357  | 17      | 12 | .586 |
| Ole Miss    | 4        | 10 | .286  | 17      | 13 | .567 |
| Miss. State | 4        | 10 | .286  | 17      | 14 | .548 |
| Kentucky    | 2        | 12 | .143  | 6       | 21 | .222 |

## 1999-2000

|             | SEC ONLY |   |      | OVERALL |    |      |
|-------------|----------|---|------|---------|----|------|
|             | W        | L | PCT  | W       | L  | PCT  |
| Georgia     | 13       | 1 | .929 | 32      | 4  | .889 |
| Tennessee   | 13       | 1 | .929 | 33      | 4  | .892 |
| LSU         | 11       | 3 | .786 | 25      | 7  | .781 |
| Auburn      | 9        | 5 | .643 | 22      | 8  | .733 |
| Miss. State | 8        | 6 | .571 | 24      | 8  | .750 |
| Vanderbilt  | 6        | 8 | .429 | 21      | 13 | .618 |
| Florida     | 6        | 8 | .429 | 21      | 13 | .618 |

|             |   |    |      |    |    |      |
|-------------|---|----|------|----|----|------|
| Alabama     | 5 | 9  | .357 | 15 | 14 | .517 |
| Kentucky    | 5 | 9  | .357 | 15 | 14 | .517 |
| ARKANSAS    | 4 | 10 | .286 | 17 | 15 | .531 |
| S. Carolina | 3 | 11 | .214 | 13 | 15 | .464 |
| Ole Miss    | 1 | 13 | .071 | 12 | 16 | .429 |

## 1998-99

|             | SEC ONLY |    |      | OVERALL |    |      |
|-------------|----------|----|------|---------|----|------|
|             | W        | L  | PCT  | W       | L  | PCT  |
| Tennessee   | 13       | 1  | .929 | 31      | 3  | .912 |
| LSU         | 10       | 4  | .714 | 22      | 8  | .733 |
| Georgia     | 9        | 5  | .643 | 27      | 7  | .794 |
| Auburn      | 8        | 6  | .571 | 20      | 9  | .690 |
| Alabama     | 7        | 7  | .500 | 20      | 11 | .645 |
| Miss. State | 7        | 7  | .500 | 17      | 11 | .607 |
| Kentucky    | 7        | 7  | .500 | 21      | 11 | .656 |
| Florida     | 6        | 8  | .429 | 19      | 14 | .576 |
| Vanderbilt  | 6        | 8  | .429 | 13      | 14 | .481 |
| Ole Miss    | 6        | 8  | .429 | 15      | 13 | .536 |
| ARKANSAS    | 5        | 9  | .357 | 20      | 14 | .588 |
| S. Carolina | 0        | 14 | .000 | 11      | 16 | .407 |

## 1997-98

|             | SEC ONLY |    |       | OVERALL |    |       |
|-------------|----------|----|-------|---------|----|-------|
|             | W        | L  | PCT   | W       | L  | PCT   |
| Tennessee   | 14       | 0  | 1.000 | 39      | 0  | 1.000 |
| Florida     | 10       | 4  | .714  | 23      | 9  | .719  |
| Alabama     | 10       | 4  | .714  | 24      | 10 | .706  |
| Vanderbilt  | 9        | 5  | .643  | 20      | 9  | .690  |
| Georgia     | 8        | 6  | .571  | 17      | 11 | .607  |
| ARKANSAS    | 7        | 7  | .500  | 22      | 11 | .667  |
| LSU         | 7        | 7  | .500  | 19      | 13 | .594  |
| Kentucky    | 5        | 9  | .357  | 13      | 15 | .464  |
| Miss. State | 4        | 10 | .286  | 14      | 15 | .483  |
| Auburn      | 4        | 10 | .286  | 16      | 11 | .593  |
| S. Carolina | 3        | 11 | .214  | 13      | 15 | .464  |
| Ole Miss    | 3        | 11 | .214  | 12      | 19 | .387  |

## 1996-97

|             | SEC ONLY |    |      | OVERALL |    |      |
|-------------|----------|----|------|---------|----|------|
|             | W        | L  | PCT  | W       | L  | PCT  |
| Georgia     | 11       | 1  | .917 | 25      | 6  | .806 |
| Alabama     | 10       | 2  | .833 | 25      | 7  | .781 |
| Florida     | 9        | 3  | .750 | 24      | 9  | .727 |
| LSU         | 9        | 3  | .750 | 25      | 5  | .833 |
| Tennessee   | 8        | 4  | .750 | 29      | 10 | .744 |
| Vanderbilt  | 6        | 6  | .500 | 20      | 11 | .645 |
| ARKANSAS    | 5        | 7  | .417 | 18      | 10 | .643 |
| Ole Miss    | 5        | 7  | .417 | 16      | 11 | .593 |
| Auburn      | 5        | 7  | .417 | 22      | 10 | .688 |
| Kentucky    | 2        | 10 | .167 | 8       | 19 | .296 |
| Miss. State | 1        | 11 | .083 | 11      | 16 | .407 |
| S. Carolina | 1        | 11 | .083 | 12      | 15 | .44  |

## 1995-96

|  | SEC ONLY |   |     | OVERALL |   |     |
|--|----------|---|-----|---------|---|-----|
|  | W        | L | PCT | W       | L | PCT |

|             |    |   |      |    |    |      |
|-------------|----|---|------|----|----|------|
| Georgia     | 10 | 1 | .909 | 28 | 5  | .848 |
| Tennessee   | 9  | 2 | .818 | 32 | 4  | .889 |
| Vanderbilt  | 7  | 4 | .636 | 23 | 8  | .742 |
| Alabama     | 7  | 4 | .636 | 24 | 8  | .750 |
| Auburn      | 6  | 5 | .545 | 23 | 9  | .719 |
| Florida     | 6  | 5 | .545 | 21 | 9  | .700 |
| Ole Miss    | 6  | 5 | .545 | 18 | 11 | .621 |
| LSU         | 4  | 7 | .364 | 21 | 11 | .656 |
| Miss. State | 4  | 7 | .364 | 13 | 14 | .481 |
| ARKANSAS    | 3  | 8 | .273 | 21 | 13 | .645 |
| S. Carolina | 2  | 9 | .182 | 16 | 12 | .571 |
| Kentucky    | 2  | 9 | .182 | 8  | 19 | .296 |

## 1994-95

|             | SEC ONLY |    |       | OVERALL |    |      |
|-------------|----------|----|-------|---------|----|------|
|             | W        | L  | PCT   | W       | L  | PCT  |
| Tennessee   | 11       | 0  | 1.000 | 34      | 3  | .919 |
| Georgia     | 8        | 3  | .727  | 28      | 5  | .848 |
| Vanderbilt  | 8        | 3  | .727  | 25      | 8  | .800 |
| ARKANSAS    | 7        | 4  | .636  | 23      | 7  | .767 |
| Florida     | 7        | 4  | .636  | 24      | 9  | .727 |
| Alabama     | 7        | 4  | .636  | 22      | 9  | .710 |
| Ole Miss    | 6        | 5  | .545  | 21      | 8  | .724 |
| Auburn      | 5        | 6  | .455  | 17      | 10 | .630 |
| Kentucky    | 4        | 7  | .364  | 14      | 14 | .500 |
| S. Carolina | 1        | 10 | .091  | 12      | 16 | .429 |
| Miss. State | 1        | 10 | .091  | 9       | 18 | .333 |
| LSU         | 1        | 10 | .091  | 7       | 20 | .259 |

## 1993-94

|             | SEC ONLY |    |       | OVERALL |    |      |
|-------------|----------|----|-------|---------|----|------|
|             | W        | L  | PCT   | W       | L  | PCT  |
| Tennessee   | 11       | 0  | 1.000 | 31      | 2  | .939 |
| Vanderbilt  | 9        | 2  | .818  | 25      | 8  | .758 |
| Florida     | 8        | 3  | .727  | 22      | 7  | .759 |
| Alabama     | 7        | 4  | .636  | 26      | 7  | .788 |
| Ole Miss    | 7        | 4  | .636  | 24      | 9  | .727 |
| Auburn      | 6        | 5  | .545  | 20      | 10 | .667 |
| Georgia     | 5        | 6  | .455  | 17      | 11 | .607 |
| Kentucky    | 5        | 6  | .455  | 17      | 11 | .607 |
| ARKANSAS    | 3        | 8  | .273  | 15      | 14 | .517 |
| S. Carolina | 2        | 9  | .182  | 14      | 13 | .519 |
| LSU         | 2        | 9  | .182  | 11      | 16 | .519 |
| Miss. State | 1        | 10 | .090  | 8       | 18 | .307 |

## 1992-93

|             | SEC ONLY |   |       | OVERALL |    |      |
|-------------|----------|---|-------|---------|----|------|
|             | W        | L | PCT   | W       | L  | PCT  |
| Tennessee   | 11       | 0 | 1.000 | 29      | 3  | .906 |
| Auburn      | 9        | 2 | .818  | 25      | 4  | .862 |
| Vanderbilt  | 9        | 2 | .818  | 30      | 3  | .909 |
| Florida     | 6        | 5 | .545  | 19      | 10 | .655 |
| Alabama     | 6        | 5 | .545  | 22      | 9  | .710 |
| Kentucky    | 5        | 6 | .455  | 18      | 10 | .643 |
| S. Carolina | 5        | 6 | .455  | 17      | 10 | .630 |
| ARKANSAS    | 4        | 7 | .364  | 13      | 14 | .481 |
| Georgia     | 4        | 7 | .364  | 21      | 13 | .618 |
| Ole Miss    | 4        | 7 | .364  | 19      | 10 | .621 |

|             |   |    |      |    |    |      |
|-------------|---|----|------|----|----|------|
| Miss. State | 3 | 8  | .273 | 14 | 13 | .519 |
| LSU         | 0 | 11 | .000 | 9  | 18 | .333 |

## 1991-92

|             | SEC ONLY |   |       | OVERALL |    |      |
|-------------|----------|---|-------|---------|----|------|
|             | W        | L | PCT   | W       | L  | PCT  |
| Ole Miss    | 11       | 0 | 1.000 | 29      | 3  | .906 |
| Tennessee   | 10       | 1 | .909  | 28      | 3  | .903 |
| Alabama     | 7        | 4 | .636  | 23      | 7  | .767 |
| Vanderbilt  | 6        | 5 | .545  | 22      | 9  | .710 |
| Georgia     | 6        | 5 | .545  | 19      | 11 | .633 |
| Kentucky    | 5        | 6 | .455  | 16      | 14 | .533 |
| Auburn      | 4        | 7 | .364  | 17      | 12 | .586 |
| Miss. State | 4        | 7 | .364  | 15      | 13 | .536 |
| Florida     | 4        | 7 | .364  | 15      | 13 | .536 |
| LSU         | 4        | 7 | .364  | 16      | 13 | .552 |
| ARKANSAS    | 3        | 8 | .273  | 11      | 14 | .440 |
| S. Carolina | 2        | 9 | .222  | 13      | 15 | .464 |

### IN THE AP POLL

Highest Ranking: #7 (12/4/95 & 12/11/95)

Highest Preseason Ranking: #10 (90-91

& 95-96)

Longest Poll Run: 28 weeks (2/19/90 to

12/29/91)

Cons. Weeks in Top 10: 5 (2/11/91 to 3/11/91)

[It's notable that Arkansas was in five of six weeks from 12/16/02 to 1/20/03, and the one week out -- 1/6/03 -- was ranked #11]

### While Ranked:

Versus All Teams: 127-53 (.706)

Versus Ranked Teams: 19-47 (.288)

Versus Unranked Teams: 130-25 (.839)

### Against the AP Poll

Versus #1 0-15 Versus #7 2-9

Versus #2 1-2 Versus #8 4-5

Versus #3 0-10 Versus #9 1-4

Versus #4 0-5 Versus #10 2-6

Versus #5 0-15 Versus #11-#25 47-81

Versus #6 3-10

### Highest ranked wins:

Home: #2 LSU (1/19/03)

Road: @#6 Texas (2/23/89)

Neutral: #6 SFA (3/22/90) (@Stanford)



### BACK IN THE DAY -- SEC SCHEDULING

Starting with the 2010 SEC championship season, women's basketball began a 16-game schedule. The league maintained the 16-game schedule in 2012-13 after the addition of Missouri and Texas A&M to league. This schedule format continues today.

Each team's 16-game schedule will feature home-and-home games against divisional opponents, while featuring one permanent opponent and two rotating opponents from the opposite division. Arkansas' permanent opponent is Missouri.

When Arkansas joined the SEC in 1991, the league played a single round-robin schedule. To promote women's basketball, the conference required each team to play home-and-home with a fixed "rival" partner in 1996 with the 12th game that did not count. For Arkansas, this became LSU. Several SEC teams (UT-Vandy, Ole Miss-MSU, Auburn-Bama) had home-and-home series in previous years and simply designated one game as the league counter. The next season, 1997, both games counted for a 12-game season.</



# SWC STANDINGS

## 1990-91

|          | SWC ONLY |    |      | OVERALL |    |      |
|----------|----------|----|------|---------|----|------|
|          | W        | L  | PCT  | W       | L  | PCT  |
| Arkansas | 15       | 1  | .938 | 28      | 4  | .875 |
| Texas    | 14       | 2  | .875 | 21      | 9  | .700 |
| T. Tech  | 12       | 4  | .750 | 23      | 8  | .742 |
| Houston  | 10       | 6  | .625 | 20      | 12 | .625 |
| A&M      | 8        | 8  | .500 | 14      | 14 | .500 |
| SMU      | 4        | 12 | .250 | 9       | 19 | .321 |
| Rice     | 4        | 12 | .250 | 10      | 18 | .357 |
| Baylor   | 3        | 13 | .188 | 9       | 17 | .346 |
| TCU      | 2        | 14 | .125 | 5       | 22 | .185 |

## 1989-90

|          | SWC ONLY |    |      | OVERALL |    |      |
|----------|----------|----|------|---------|----|------|
|          | W        | L  | PCT  | W       | L  | PCT  |
| Arkansas | 15       | 1  | .938 | 25      | 5  | .833 |
| Texas    | 15       | 1  | .938 | 27      | 5  | .844 |
| T. Tech  | 11       | 5  | .688 | 20      | 11 | .645 |
| Houston  | 9        | 7  | .563 | 17      | 12 | .586 |
| A&M      | 8        | 8  | .500 | 16      | 12 | .571 |
| TCU      | 8        | 8  | .500 | 11      | 16 | .407 |
| Rice     | 3        | 13 | .188 | 6       | 21 | .222 |
| SMU      | 2        | 14 | .125 | 4       | 22 | .154 |
| Baylor   | 1        | 15 | .063 | 4       | 23 | .148 |

## 1988-89

|          | SWC ONLY |    |       | OVERALL |    |      |
|----------|----------|----|-------|---------|----|------|
|          | W        | L  | PCT   | W       | L  | PCT  |
| Texas    | 16       | 0  | 1.000 | 28      | 5  | .875 |
| Arkansas | 13       | 3  | .813  | 22      | 8  | .733 |
| Houston  | 9        | 7  | .563  | 16      | 12 | .571 |
| T. Tech  | 9        | 7  | .563  | 16      | 13 | .552 |
| A&M      | 8        | 8  | .500  | 17      | 12 | .586 |
| SMU      | 7        | 9  | .438  | 11      | 14 | .444 |
| Rice     | 5        | 11 | .313  | 14      | 14 | .500 |
| TCU      | 4        | 12 | .250  | 9       | 16 | .360 |
| Baylor   | 1        | 15 | .063  | 3       | 23 | .115 |

## 1987-88

|          | SWC ONLY |    |       | OVERALL |    |      |
|----------|----------|----|-------|---------|----|------|
|          | W        | L  | PCT   | W       | L  | PCT  |
| Texas    | 16       | 0  | 1.000 | 32      | 3  | .914 |
| Houston  | 12       | 4  | .750  | 22      | 7  | .759 |
| T. Tech  | 9        | 7  | .563  | 17      | 13 | .567 |
| Arkansas | 8        | 8  | .500  | 13      | 15 | .481 |
| A&M      | 8        | 8  | .500  | 15      | 13 | .536 |
| SMU      | 6        | 10 | .375  | 12      | 16 | .429 |
| Rice     | 5        | 11 | .313  | 11      | 14 | .440 |
| TCU      | 5        | 11 | .313  | 12      | 15 | .444 |
| Baylor   | 3        | 13 | .188  | 10      | 20 | .333 |

## 1986-87

|          | SWC ONLY |    |       | OVERALL |    |      |
|----------|----------|----|-------|---------|----|------|
|          | W        | L  | PCT   | W       | L  | PCT  |
| Texas    | 16       | 0  | 1.000 | 31      | 2  | .939 |
| Arkansas | 12       | 4  | .750  | 20      | 12 | .625 |
| Houston  | 10       | 6  | .625  | 19      | 10 | .655 |
| T. Tech  | 10       | 6  | .625  | 18      | 11 | .621 |
| Rice     | 7        | 9  | .438  | 15      | 13 | .536 |
| Baylor   | 5        | 11 | .313  | 8       | 20 | .286 |
| A&M      | 5        | 11 | .313  | 9       | 17 | .346 |
| SMU      | 4        | 12 | .250  | 8       | 19 | .297 |
| TCU      | 3        | 13 | .188  | 8       | 19 | .297 |

## 1985-86

|          | SWC ONLY |    |       | OVERALL |    |       |
|----------|----------|----|-------|---------|----|-------|
|          | W        | L  | PCT   | W       | L  | PCT   |
| Texas    | 16       | 0  | 1.000 | 34      | 0  | 1.000 |
| Arkansas | 13       | 3  | .813  | 22      | 8  | .733  |
| T. Tech  | 13       | 3  | .813  | 21      | 9  | .700  |
| Houston  | 9        | 7  | .563  | 19      | 10 | .655  |
| A&M      | 9        | 7  | .563  | 16      | 13 | .552  |
| SMU      | 5        | 11 | .267  | 11      | 20 | .355  |
| Baylor   | 4        | 12 | .250  | 6       | 21 | .222  |
| Rice     | 2        | 14 | .125  | 7       | 19 | .269  |
| TCU      | 1        | 15 | .063  | 5       | 22 | .185  |

## 1984-85

|          | SWC ONLY |    |       | OVERALL |    |      |
|----------|----------|----|-------|---------|----|------|
|          | W        | L  | PCT   | W       | L  | PCT  |
| Texas    | 16       | 0  | 1.000 | 28      | 3  | .903 |
| T. Tech  | 12       | 4  | .750  | 24      | 8  | .750 |
| Arkansas | 11       | 5  | .688  | 20      | 8  | .667 |
| Houston  | 11       | 5  | .688  | 22      | 8  | .733 |
| A&M      | 7        | 9  | .438  | 14      | 14 | .500 |
| Baylor   | 7        | 9  | .438  | 12      | 14 | .462 |
| SMU      | 4        | 12 | .250  | 9       | 19 | .321 |
| TCU      | 2        | 14 | .125  | 6       | 22 | .222 |
| Rice     | 2        | 14 | .125  | 5       | 21 | .192 |

## 1983-84

|          | SWC ONLY |    |       | OVERALL |    |      |
|----------|----------|----|-------|---------|----|------|
|          | W        | L  | PCT   | W       | L  | PCT  |
| Texas    | 16       | 0  | 1.000 | 32      | 3  | .914 |
| T. Tech  | 13       | 3  | .813  | 23      | 7  | .767 |
| Arkansas | 11       | 5  | .688  | 20      | 9  | .690 |
| Houston  | 9        | 7  | .563  | 16      | 12 | .571 |
| Baylor   | 9        | 7  | .563  | 15      | 12 | .556 |
| A&M      | 6        | 10 | .375  | 13      | 15 | .464 |
| SMU      | 4        | 12 | .250  | 11      | 15 | .423 |
| Rice     | 3        | 13 | .188  | 9       | 17 | .346 |
| TCU      | 1        | 15 | .063  | 6       | 22 | .214 |


## 1982-83

|          | SWC ONLY |   |       | OVERALL |    |      |
|----------|----------|---|-------|---------|----|------|
|          | W        | L | PCT   | W       | L  | PCT  |
| Texas    | 8        | 0 | 1.000 | 30      | 3  | .909 |
| Arkansas | 6        | 2 | .750  | 21      | 8  | .724 |
| T. Tech  | 6        | 2 | .750  | 22      | 9  | .710 |
| Houston  | 5        | 3 | .625  | 17      | 11 | .607 |
| Baylor   | 4        | 4 | .500  | 16      | 14 | .533 |
| SMU      | 4        | 4 | .500  | 14      | 14 | .500 |
| A&M      | 2        | 6 | .250  | 11      | 16 | .407 |
| Rice     | 1        | 7 | .125  | 8       | 18 | .308 |
| TCU      | 0        | 8 | .000  | 5       | 23 | .179 |



## ONE OF A KIND

These are the only Southwest Conference women's basketball trophies located outside the state of Texas. Arkansas was the first team to defeat the University of Texas in SWC play, capturing a share of the 1990 regular season title. Arkansas took the 1991 title outright, then defeated Texas Tech for the 1991 SWC Classic title to become the first non-Texas team to win the league's postseason tournament. Arkansas departed the SWC the next season, and the fact that the Razorbacks were the team to end the Longhorn dynasty is sometimes overlooked in women's basketball history.



## BACK IN THE DAY - SWC SCHEDULING

The Southwest Conference started championships for women during the 1981-82 academic year. As was the custom of many conferences, there was no regular season play in 1982, and only a conference championship tournament. Not all of the SWC members participated in the event hosted by Texas A&M, and it took place midseason rather than at the end of the year.

In 1982-83, the league played single round robin and hosted its first true post-season tournament at Austin. The following year the regular season format of double-round robin was established. The 16-game schedule remained unchanged for the rest of SWC history, and featured a looping schedule that reversed the order of play during the year. The primary game days followed the men's schedule -- Thursdays and Saturdays -- and several institutions played double-headers.

The top teams in the league both in attendance and performance, Arkansas and Texas, did not play double-headers.

## ARKANSAS' SWC CLASSIC RESULTS

1991 Champion (d. Baylor, 90-74; d. Houston, 83-77; d. Texas Tech, 60-51)  
 1990 First Round (l. Texas Tech, 69-60)  
 1989 Finalist (d. Texas Tech, 79-72; l. #6 UT, 101-99)  
 1988 First Round (l. TAMU, 59-58)  
 1987 Finalist (d. Houston, 96-82; l. #1 UT, 72-70)  
 1986 Semifinalist (d. SMU, 82-75; l. Texas Tech, 58-48)  
 1985 Semifinalist (d. Baylor, 78-69; l. #1 UT, 104-62)  
 1984 Semifinalist (d. TAMU, 75-66; l. Texas Tech, 56-43)  
 1983 Semifinalist (d. Baylor, 65-62; l. #3 UT, 80-54)  
 1982 Finalist (d. Texas Tech, 70-55; d. Baylor, 71-66; l. #10 UT 68-53)  
 1981 Consolation Title (in-season tournament)

## SWC CLASSIC SEEDING

1991 1st  
 1990 2nd  
 1989 2nd  
 1988 4th  
 1987 2nd  
 1986 3rd  
 1985 4th  
 1984 4th  
 1983 2nd  
 1982 n/a

# SERIES HISTORY VS. CONFERENCES

## AMERICA EAST

|               |     |
|---------------|-----|
| Binghamton    | 1-0 |
| New Hampshire | 1-0 |
| Stony Brook   | 1-0 |

## AMERICAN

|                 |      |
|-----------------|------|
| Central Florida | 1-0  |
| Cincinnati      | 3-0  |
| Connecticut     | 0-1  |
| Houston         | 15-8 |
| Memphis         | 13-8 |
| Navy            | 1-0  |
| South Florida   | 1-0  |
| SMU             | 23-5 |
| Tulane          | 3-1  |
| Tulsa           | 23-3 |

## ATLANTIC COAST

|                      |     |
|----------------------|-----|
| Boston Col.          | 3-0 |
| Clemson              | 3-0 |
| Duke                 | 1-2 |
| Florida State        | 1-0 |
| Georgia Tech         | 2-0 |
| Louisville           | 2-0 |
| Miami                | 1-0 |
| North Carolina       | 0-1 |
| North Carolina State | 0-1 |
| Pittsburgh           | 1-1 |
| Wake Forest          | 1-0 |

## ATLANTIC SUN

|                    |     |
|--------------------|-----|
| Florida Gulf Coast | 1-0 |
| Lipscomb           | 2-0 |
| Stetson            | 2-0 |

## ATLANTIC 10

|                       |     |
|-----------------------|-----|
| Davidson              | 1-0 |
| Dayton                | 5-0 |
| Fordham               | 1-0 |
| George Washington     | 0-2 |
| Richmond              | 1-0 |
| St. Bonaventure       | 1-0 |
| St. Louis             | 3-0 |
| St. Joseph's          | 0-1 |
| Virginia Commonwealth | 0-1 |

## BIG EAST

|             |     |
|-------------|-----|
| Butler      | 3-1 |
| Connecticut | 1-1 |
| Creighton   | 1-0 |
| DePaul      | 2-1 |
| Marquette   | 1-0 |
| Providence  | 2-0 |
| Seton Hall  | 1-0 |

## BIG SKY

|             |     |
|-------------|-----|
| Idaho State | 1-0 |
|-------------|-----|

|                |     |
|----------------|-----|
| Montana        | 4-0 |
| Montana State  | 1-1 |
| North Dakota   | 1-0 |
| Portland State | 1-1 |
| Southern Utah  | 2-0 |

## BIG SOUTH

|            |     |
|------------|-----|
| High Point | 2-0 |
|------------|-----|

## BIG TEN

|              |     |
|--------------|-----|
| Illinois     | 0-2 |
| Indiana      | 3-1 |
| Iowa         | 3-0 |
| Maryland     | 1-2 |
| Michigan     | 1-0 |
| Minnesota    | 1-1 |
| Nebraska     | 1-1 |
| Northwestern | 3-1 |
| Ohio State   | 1-0 |
| Penn State   | 1-0 |
| Purdue       | 0-2 |
| Rutgers      | 0-4 |
| Wisconsin    | 2-1 |

## BIG 12

|               |       |
|---------------|-------|
| Baylor        | 22-7  |
| Iowa State    | 1-2   |
| Kansas        | 4-4   |
| Kansas State  | 3-3   |
| Oklahoma      | 8-10  |
| Oklahoma St.  | 11-10 |
| Texas         | 3-22  |
| TCU           | 20-4  |
| Texas Tech    | 18-9  |
| West Virginia | 0-1   |

## BIG WEST

|                  |     |
|------------------|-----|
| Hawai'i          | 4-2 |
| Long Beach State | 0-1 |

## COLONIAL ATHLETIC

|          |     |
|----------|-----|
| Delaware | 1-0 |
| UNC-W    | 1-0 |

## CONFERENCE USA

|                       |      |
|-----------------------|------|
| UAB                   | 1-1  |
| Charlotte             | 1-0  |
| Florida International | 1-0  |
| La. Tech              | 0-3  |
| Middle Tennessee      | 5-0  |
| North Texas           | 2-1  |
| Old Dominion          | 1-0  |
| Rice                  | 23-1 |
| Texas El Paso         | 2-1  |
| UT-San Antonio        | 3-1  |
| Western Kentucky      | 4-2  |

## HORIZON LEAGUE

|              |     |
|--------------|-----|
| Detroit      | 1-0 |
| Valparaiso   | 1-0 |
| Wright State | 0-1 |

## IVY LEAGUE

|           |     |
|-----------|-----|
| Brown     | 1-0 |
| Dartmouth | 1-0 |
| Harvard   | 2-0 |
| Princeton | 2-0 |

## METRO ATLANTIC

|      |     |
|------|-----|
| Iona | 1-0 |
|------|-----|

## MID-AMERICAN

|                  |     |
|------------------|-----|
| Akron            | 1-0 |
| Kent State       | 1-1 |
| Western Michigan | 2-0 |

## MID CONTINENT

|           |     |
|-----------|-----|
| Centenary | 3-0 |
|-----------|-----|

## MID-EASTERN

|                      |     |
|----------------------|-----|
| Coppin State         | 3-0 |
| Florida A&M          | 2-0 |
| Hampton              | 1-0 |
| Howard               | 1-0 |
| Morgan State         | 1-0 |
| Savannah State       | 1-0 |
| South Carolina State | 1-0 |

## MISSOURI VALLEY

|                   |      |
|-------------------|------|
| Drake             | 2-1  |
| Illinois State    | 0-1  |
| Loyola-Chicago    | 1-0  |
| Missouri State    | 21-8 |
| Northern Iowa     | 0-1  |
| Southern Illinois | 0-1  |
| SIU-Edwardsville  | 3-0  |
| Wichita State     | 7-1  |

## MOUNTAIN WEST

|             |     |
|-------------|-----|
| Boise State | 2-0 |
| New Mexico  | 1-1 |
| UNLV        | 2-1 |

## OHIO VALLEY

|                  |     |
|------------------|-----|
| Austin Peay      | 2-0 |
| Belmont          | 1-0 |
| Murray State     | 2-0 |
| Tennessee-Martin | 2-0 |
| Tennessee State  | 3-0 |
| Tennessee Tech   | 1-1 |

## PAC-12

|                  |     |
|------------------|-----|
| Arizona          | 0-1 |
| Arizona State    | 2-1 |
| California       | 2-2 |
| Colorado         | 1-2 |
| Oregon           | 3-1 |
| Oregon State     | 1-2 |
| UCLA             | 1-0 |
| Stanford         | 1-1 |
| Utah             | 2-1 |
| Washington       | 1-1 |
| Washington State | 2-0 |

## SOUTHERN

|                      |     |
|----------------------|-----|
| East Tennessee State | 1-0 |
| Furman               | 3-0 |
| Mercer               | 2-0 |
| Samford              | 1-0 |
| Wofford              | 1-0 |

## SOUTHLAND

|                    |      |
|--------------------|------|
| Abilene Christian  | 2-0  |
| Central Arkansas   | 1-0  |
| Houston Baptist    | 1-0  |
| Lamar              | 2-3  |
| McNeese            | 4-1  |
| Nicholls           | 2-0  |
| New Orleans        | 9-0  |
| Northwestern State | 15-3 |
| Sam Houston State  | 8-0  |
| Southeastern La.   | 2-0  |
| Stephen F. Austin  | 8-3  |

## SWAC

|                   |      |
|-------------------|------|
| Alabama State     | 2-0  |
| Alcorn State      | 3-0  |
| Ark.-Pine Bluff   | 1-0  |
| Grambling         | 7-0  |
| Jackson State     | 4-0  |
| Miss Valley State | 11-0 |
| Prairie View A&M  | 1-0  |
| Southern          | 2-1  |
| Texas Southern    | 5-1  |

## SUMMIT LEAGUE

|                    |      |
|--------------------|------|
| Denver             | 1-0  |
| Oral Roberts       | 23-9 |
| South Dakota       | 1-0  |
| South Dakota State | 0-2  |
| Western Illinois   | 2-0  |

## SUN BELT

|                     |      |
|---------------------|------|
| Ark-Little Rock     | 3-0  |
| Arkansas State      | 5-3  |
| Georgia Southern    | 2-0  |
| Georgia State       | 1-0  |
| Louisiana-Lafayette | 3-1  |
| La-Monroe           | 11-0 |
| South Alabama       | 2-0  |
| Texas-Arlington     | 8-0  |

## WEST COAST

|                  |     |
|------------------|-----|
| Brigham Young    | 2-0 |
| Loyola Marymount | 1-2 |
| Pacific          | 2-0 |
| Pepperdine       | 1-0 |
| St. Mary's (CA)  | 1-0 |
| San Francisco    | 2-0 |

## WESTERN ATHLETIC

|                    |     |
|--------------------|-----|
| Central Arkansas   | 1-0 |
| Texas-Pan American | 2-0 |
| UMKC               | 6-0 |

## OTHERS

|                       |     |
|-----------------------|-----|
| Alaska                | 1-0 |
| Arkansas State-Beebe  | 1-0 |
| Arkansas College      | 1-0 |
| Arkansas Tech         | 2-6 |
| Bartlesville Wesleyan | 2-0 |
| Cal Poly-Pomona       | 1-0 |
| Carl Albert CC        | 1-0 |
| Centenary             | 3-0 |
| Cottey College        | 2-0 |
| Crowder College       | 1-0 |
| Delta State           | 1-2 |
| Eastern Oklahoma      | 0-2 |
| Evangel College       | 1-0 |
| John Brown University | 6-0 |
| Mississippi College   | 0-1 |
| Missouri Southern     | 2-0 |
| New Mexico State      | 1-0 |
| North Arkansas CC     | 0-2 |
| Northeast Okla. State | 4-4 |
| Oklahoma City         | 3-1 |
| Phillips              | 1-1 |
| Pittsburg State       | 3-0 |
| Prairie View          | 2-0 |
| School of the Ozarks  | 1-0 |
| SE Oklahoma           | 2-0 |
| St. Joseph's          | 0-1 |
| St. Louis             | 3-0 |
| St. Mary's            | 1-0 |
| Texas A&T             | 1-0 |
| Texas Woman's         | 0-1 |
| Wayland Baptist       | 0-1 |



# BY THE NUMBERS

|  |  |   |   |   |  |
|--|--|---|---|---|--|
| <b>00</b><br>Jessica Jackson (14, 15, 16, 17)  | <b>12</b><br>Sandy Scranton (79, 80)<br>Stephanie Bloomer (92, 93, 94, 95)<br>Roxanne McCrory (96, 97)<br>Krystal Osborne (98)<br>LaKiesha Beard (01, 02, 03)<br>Sheree Thompson (05, 06)<br>Ashley Daniels (09, 10, 11, 12)<br>Dominique Wilson (13)<br>Briunna Freeman (16, 17)<br>Brenna McClure (18)   | <b>21</b><br>Camille Yancey (77, 78)<br>Marsha Johnson (79, 80)<br>Kathy Caton (79, 80)<br>Cheryl Orcholski (81, 82, 83, 84)<br>Stephanie Brinlee (86)<br>Juliet Jackson (87, 88, 89, 90)<br>Angela Davis (92, 93)<br>Robin Alpe (95, 96)<br>India Lewis (99, 01, 02, 03)<br>Rochelle Vaughn (03, 04, 05, 06)<br>Dominique Robinson (10, 11, 12, 13)<br>Katie Powell (15)<br>Devin Cosper (16, 17, 18)  | <b>24</b><br>Marsha Lackey-Vining (77, 78)<br>Connie Fitzgerald (80, 81, 82, 83)<br>Sheila Burkes (84, 85, 86, 87)<br>Marla Goshien (90)<br>Allyson Twiggs (92, 93, 94, 95)<br>Shameka Christon (01, 02, 03, 04)<br>Leslie Howard (06, 07)<br>Brittney Richardson (08, 09, 10, 11)<br>Quistelle Williams (10, 11, 12, 13)<br>Jordan Danberry (16, 17)<br>Taylah Thomas (18, 19, 20, 21) | Charity Ford (06, 07, 08, 09)<br>Khadijah West (14, 15, 16)   | <b>43</b><br>Shannon Jones (93, 94)<br><b>Makayla Daniels (20, 21)</b>   |
| <b>0</b><br>A'Tyanna Gaulden (18 RS, 19)   | <b>13</b><br>Leah Gordon (80, 81)<br>Tennille Adams (96, 97, 98, 99)<br>Julie Inman (09, 10, 11, 12)<br>Ana-Carlota Faussurier (12, 13, 14)<br>Nicole Bolt (15)<br>Grayce Spangler (18, 19,20,21)  | <b>22</b><br>Peggy Price (78, 79)<br>Tammy Siefkes (80, 81)<br>Jan Lookadoo (81)<br>Doris Gaiser (82, 83, 84, 85)<br>Kim Grisham (86)<br>Maria Kidd (87)<br>Lisa Martin (88, 89)<br>Shea Henderson (91, 92, 93, 94)<br>Kamara Stancle (98, 99)<br>Dana Cherry (00, 01, 02, 03)<br>April Seggebruch (04, 05)<br>Melissa Hobbs (05, 06)<br>Tanisha Smith (07)<br>C'eira Ricketts (09, 10, 11, 12)<br>Bria Pitts (14)<br>Bailey Zimmerman (16, 17, 18, 19) | <b>25</b><br>Jeanette Cowherd (77, 78)<br>Lita Stricklin (79, 80)<br>Cecilia Roark (81)<br>Michele Mabry (89)<br>Sally Moore (90, 91)<br>Lonniya Bragg (98, 99, 00, 01)<br>Rochelle Vaughn (03, 04, 05, 06)<br>Brittney Vaughn (05, 06, 07, 08)<br>Joey Bailey (12, 13, 14, 15)<br>Tatiyana Smith (16, 17)<br><b>Destinee Oberg (20, 21)</b>  | <b>33</b><br>Carol Ann Riggs (77, 78)<br>Monica Van Parys (79, 80, 81, 82)<br>Tamara Mathis (82, 83, 84, 85)<br>Lanell Dawson (86, 87)<br>Christi Willson (88, 89, 90, 91)<br>Karen Jones (95, 96, 97, 98)<br>Celia Anderson (98, 99, 00, 01)<br>Sarah Pfeifer (03, 04, 05, 06, 07, 08)<br>Lyndsay Harris (09, 10, 11, 12)<br>Melissa Wolff (13, 14, 15, 16)<br>Chelsea Dungee (19, 20, 21) | <b>44</b><br>Lita Stricklin (79, 80)<br>Erma Greer (82, 83, 84, 85)<br>Shelly Wallace (86, 87, 88, 89)<br>Celia Anderson (98, 99, 00, 01)<br>Lakisha Harper (00, 01, 02, 03)<br>Adrienne Bush (04, 05, 06)<br>Lauren Ervin (07, 08)<br>Quistelle Williams (10, 11, 12, 13) |
| <b>2</b><br>Shanita Arnold (08, 09)<br>Kelsey Hatcher (11, 12, 13)<br>Aaliyah Wilson (17)<br>Alexis Tolefree (19,20)   | <b>14</b><br>Donna Buccella (79)<br>Mary Lynn Ederington (78)<br>Kelly Lipe (80)<br>Sha Hopson (91, 92)<br>Debbie Olivas (93, 94, 95)<br>Cara Wright (02, 03)<br>Danielle Allen (04, 05, 06, 07)<br>Kristen Gillespie (10 RS)<br>Erin Gatling (11, 12, 13)<br>McKinley Bostad (15)<br>Jailyn Mason (17, 18, 19, 21)  | <b>23</b><br>Heritage Player (77)<br>Pat Keck (77)<br>Tami Scherm (78)<br>Marsha Johnson (79, 80)<br>DeAnn Henry (81, 82, 83)<br>Sherri Boeller (83)<br>Valecia Fore (84)<br>Brenda Rhodes (85)<br>Lillian Valley (86)<br>Carrie Parker (94, 95, 96, 97)<br>Melissa Hobbs (05, 06)<br>Donica Cosby (07)<br>Hailey Nutt (08)<br>Ashley McCray (09, 10)<br>Caroline Powell (11)<br>Mia Melton (13)<br><b>Amber Ramirez (20, 21)</b>                       | <b>34</b><br>Deanna Barnes (77)<br>Kelly Johnson (93, 94, 95, 96)<br>Karyn Karlin (97, 98, 99, 00)<br>Ayana Brereton (06, 07, 08, 09)   | <b>45</b><br>Melanie Browder (78)<br>Toya Marshall (94)<br>Katrina Nesby (01, 02, 03, 04)<br>Yashira Delgado (10)   |  |
| <b>3</b><br>Donna Wilson (87, 88, 89)<br>Stacey Walls (90)<br>Amy Wright (99, 00, 01, 02)<br>Dominique Washington (06, 07)<br>Jamesha Townsend (09, 10, 11, 12)<br>Kelsey Hatcher (13)<br>McKenzie Adams (14)<br>Malica Monk (16, 17, 18, 19)<br><b>Elaina Eaton ( 21)</b> | <b>15</b><br>Joyce Underdown (77)<br>Debbie Roe (77, 78, 79)<br>Connie Fitzgerald (80, 81, 82, 83)<br>Wendy Schopp (81)<br>Tracy Webb (84, 85, 86, 87)<br>Yolanda Dickson (91, 92, 93, 94)<br>Tiffany Wright (95, 96, 97, 98)<br>Allison Singleton (05)<br>Skye Rees (10, 11)<br>Kelsey Brooks (14, 15, 16)  | <b>30</b><br>Sheila Burns (78)<br>Debbie Roe (77, 78)<br>Patrice Gillenwater (80, 81)<br>Blair Savage (90, 91, 92, 93)<br>Debbie Olivas (93, 94, 95)<br>Sytia Messer (96, 97, 98, 99)<br>Macy Weaver (18, 19, 20, 21)   | <b>35</b><br>Celeste Holman (77)<br>Betsy Broyles (78, 79)<br>Sharon Delph (79)<br>Treva Christensen (95, 97, 98, 99)<br>Shanna Harmon (01, 02, 03, 04)<br>Alecia Cooley (16, 17)<br>Ginger Reece (20)  | <b>50</b><br><b>Delmonica DeHorney (88, 89, 90, 91) RETIRED 1992</b>  |  |
| <b>4</b><br>Redd Coleman (03)<br>Kristin Peoples (04, 05, 06)<br>Sarah Watkins (10, 11, 12, 13)<br>Keiryn Swenson (16, 17, 18, 19)<br><b>Erynn Barnum (20, 21)</b>   | <b>16</b><br>Joanie Johnston (77, 78)<br>Brenda Alexander (81, 82)<br>DeAnn Henry (81, 82, 83)<br>Dianna Harris (85, 87)<br>Tina Adams (85, 86)<br>Angie Gore (88, 89, 90, 91)<br>Taqueta Robertson (94, 95, 96, 97)<br>Wendi Willits (98, 99, 00, 01)<br>Shameka Christon (01, 02, 03, 04)<br>Aujaunta Daniels (14)<br>Sydney Stout (17, 18, 19)<br>Destinee McGhee (21)                              | <b>31</b><br>Deborah Cooper (77)<br>Sherry Smith (78)<br>Trisha Cooper (79, 80)<br>Mary Munsch (81, 82, 83, 84)<br>Cindy Daley (85, 86, 87, 88)<br>Coretta Chenault (89, 90)<br>Rochelle Masengill (92, 93, 95)<br>Carla Rhodes (01, 02)<br>Cara Wright (02, 03)<br>Whitney Jones (06, 07, 08, 09)  | <b>40</b><br>Karen Osborne (77)<br>Kim Bunge (80, 81, 82, 83)<br>Bronwyn Wynn (86, 87)<br>Faye Dickerson (88, 89)<br>Janet Moore (90, 91)<br>Chrysti Jordan (92)<br>Carrie Satterfield (96, 97, 98, 99)<br>Sarah Pfeifer (03, 04, 05, 06, 07, 08)   | <b>51</b><br>Amanda Holley (82, 83, 84)   |  |
| <b>5</b><br><b>Bettye Fiscus (82, 83, 84, 85) RETIRED 1986</b>   | <b>17</b><br>Wendy Schopp (81)<br>Tracy Webb (84, 85, 86, 87)<br>Yolanda Dickson (91, 92, 93, 94)<br>Tiffany Wright (95, 96, 97, 98)<br>Allison Singleton (05)<br>Skye Rees (10, 11)<br>Kelsey Brooks (14, 15, 16)   | <b>32</b><br>Tami Thompson (77)<br>Kathy Roland (78)<br>Kathleen Caton (79, 80)<br>Lisa Harris (80)<br>Tammy Siefkes (80, 81)<br>Dinah Dickerson (82)<br>Debra Williams (83, 84, 85, 86)<br>Claudia Harris (87)<br>Sue Pack (88, 89, 90)<br>Kimberly Wilson (94, 95, 96, 97)<br>Christina Lawrence (05)   | <b>41</b><br>Alison Muldrew (91, 92)<br>Amber Hudson (93)   | <b>52</b><br>Tamara Mathis (82, 83, 84, 85)<br>Paula Phillips (82, 83)<br>Monica Brown (84, 85, 86, 87)<br>Wendy Norwood (88)<br>Deborah Crosby (90, 91)<br>Shaka Massey (96, 97)<br>Joy Oakley (99, 00, 01, 02)<br>Rokia Doumbia (19, 20)  |  |
| <b>10</b><br>Tracy Eaton (93, 94)<br>Christy Smith (95, 96, 97, 98)<br>Sara Lundberg (01)<br>LaKendra Spates (07)<br>Kendra Roberts (07, 08)<br>Whitney Zachariason (08)<br>Caroline Powell (10)<br>Chrisstasia Walter (11)<br>Kiara Williams (17, 18, 19, 20)             | <b>18</b><br>Joanie Johnston (77, 78)<br>Brenda Alexander (81, 82)<br>DeAnn Henry (81, 82, 83)<br>Dianna Harris (85, 87)<br>Tina Adams (85, 86)<br>Angie Gore (88, 89, 90, 91)<br>Taqueta Robertson (94, 95, 96, 97)<br>Wendi Willits (98, 99, 00, 01)<br>Shameka Christon (01, 02, 03, 04)<br>Aujaunta Daniels (14)<br>Sydney Stout (17, 18, 19)<br>Destinee McGhee (21)                              | <b>33</b><br>Tami Thompson (77)<br>Kathy Roland (78)<br>Kathleen Caton (79, 80)<br>Lisa Harris (80)<br>Tammy Siefkes (80, 81)<br>Dinah Dickerson (82)<br>Debra Williams (83, 84, 85, 86)<br>Claudia Harris (87)<br>Sue Pack (88, 89, 90)<br>Kimberly Wilson (94, 95, 96, 97)<br>Christina Lawrence (05)   | <b>42</b><br>Joy Dillard (77, 78, 79)<br>Paula Phillips (82, 83)<br>Anne Luostarinen (83, 84)<br>Tracey Hutchinson (85)<br>Robyn Irwin (87, 88, 89)<br>Michelle Thacker (91, 92, 93, 94)<br>Jhasmin Bowen (12, 13, 14, 15)<br>Yasmeen Ratliff (17)  | <b>53</b><br>Annisea Booker (92)  |  |
| <b>11</b><br>Amber Nicholas (89, 90, 91, 92)<br>Kela Peterson (02, 03)<br>Kristina Andjelkovic (05, 06)<br>Amanda Westbrook (11)<br>Calli Berna (12, 13, 14, 15)<br><b>Rylee Langerman ( 21)</b>   | <b>19</b><br>Wendy Schopp (81)<br>Tracy Webb (84, 85, 86, 87)<br>Yolanda Dickson (91, 92, 93, 94)<br>Tiffany Wright (95, 96, 97, 98)<br>Allison Singleton (05)<br>Skye Rees (10, 11)<br>Kelsey Brooks (14, 15, 16)   | <b>34</b><br>Tami Thompson (77)<br>Kathy Roland (78)<br>Kathleen Caton (79, 80)<br>Lisa Harris (80)<br>Tammy Siefkes (80, 81)<br>Dinah Dickerson (82)<br>Debra Williams (83, 84, 85, 86)<br>Claudia Harris (87)<br>Sue Pack (88, 89, 90)<br>Kimberly Wilson (94, 95, 96, 97)<br>Christina Lawrence (05)   | <b>43</b><br>Joy Dillard (77, 78, 79)<br>Paula Phillips (82, 83)<br>Anne Luostarinen (83, 84)<br>Tracey Hutchinson (85)<br>Robyn Irwin (87, 88, 89)<br>Michelle Thacker (91, 92, 93, 94)<br>Jhasmin Bowen (12, 13, 14, 15)<br>Yasmeen Ratliff (17)  | <b>54</b><br>Dianna Harris (85, 87)<br>Ashlea Williams (08, 09, 10)   |  |
|  | <b>20</b><br>Joanie Johnston (77, 78)<br>Brenda Alexander (81, 82)<br>DeAnn Henry (81, 82, 83)<br>Dianna Harris (85, 87)<br>Tina Adams (85, 86)<br>Angie Gore (88, 89, 90, 91)<br>Taqueta Robertson (94, 95, 96, 97)<br>Wendi Willits (98, 99, 00, 01)<br>Shameka Christon (01, 02, 03, 04)<br>Aujaunta Daniels (14)<br>Sydney Stout (17, 18, 19)<br>Destinee McGhee (21)                              | <b>35</b><br>Tami Thompson (77)<br>Kathy Roland (78)<br>Kathleen Caton (79, 80)<br>Lisa Harris (80)<br>Tammy Siefkes (80, 81)<br>Dinah Dickerson (82)<br>Debra Williams (83, 84, 85, 86)<br>Claudia Harris (87)<br>Sue Pack (88, 89, 90)<br>Kimberly Wilson (94, 95, 96, 97)<br>Christina Lawrence (05)   | <b>44</b><br>Joy Dillard (77, 78, 79)<br>Paula Phillips (82, 83)<br>Anne Luostarinen (83, 84)<br>Tracey Hutchinson (85)<br>Robyn Irwin (87, 88, 89)<br>Michelle Thacker (91, 92, 93, 94)<br>Jhasmin Bowen (12, 13, 14, 15)<br>Yasmeen Ratliff (17)  | <b>55</b><br>Brandi Whitehead (99, 00)<br>Ruby Vaden (03, 04, 05)   |  |
|  | <b>21</b><br>Camille Yancey (77, 78)<br>Marsha Johnson (79, 80)<br>Kathy Caton (79, 80)<br>Cheryl Orcholski (81, 82, 83, 84)<br>Stephanie Brinlee (86)<br>Juliet Jackson (87, 88, 89, 90)<br>Angela Davis (92, 93)<br>Robin Alpe (95, 96)<br>India Lewis (99, 01, 02, 03)<br>Rochelle Vaughn (03, 04, 05, 06)<br>Dominique Robinson (10, 11, 12, 13)<br>Katie Powell (15)<br>Devin Cosper (16, 17, 18) | <b>36</b><br>Tami Thompson (77)<br>Kathy Roland (78)<br>Kathleen Caton (79, 80)<br>Lisa Harris (80)<br>Tammy Siefkes (80, 81)<br>Dinah Dickerson (82)<br>Debra Williams (83, 84, 85, 86)<br>Claudia Harris (87)<br>Sue Pack (88, 89, 90)<br>Kimberly Wilson (94, 95, 96, 97)<br>Christina Lawrence (05)   | <b>45</b><br>Joy Dillard (77, 78, 79)<br>Paula Phillips (82, 83)<br>Anne Luostarinen (83, 84)<br>Tracey Hutchinson (85)<br>Robyn Irwin (87, 88, 89)<br>Michelle Thacker (91, 92, 93, 94)<br>Jhasmin Bowen (12, 13, 14, 15)<br>Yasmeen Ratliff (17)  | <b>NA</b><br>George Ann Clark (80)  |  |

## BEHIND THE NUMBERS

**2** numbers are retired at Arkansas, both in the year following the end of the careers of the only players to wear those numbers in school history: #5 (Bettye Fiscus) and #50 (Delmonica DeHorney).

**17** athletes have worn 23, the most worn number in Razorback history

**19** 17 players have worn two different numbers during their career: Amber Ramirez (23 & 51), Erynn Barnum (4 & 11), Sarah Pfeifer (33 & 40), Melissa Hobbs (22 & 23), Rochelle Vaughn (21 & 25), Cara Wright (14 & 31), Shameka Christon (24 & 20), Celia Anderson (44 & 33), Debbie Roe (15 & 30), Debbie Olivas (14 & 30), Connie Fitzgerald (15 & 24), DeAnn Henry (20 & 23), Tammy Siefkes (22 & 32), Lita Stricklin (25 & 44), Tamara Mathis (33 & 52), Paula Phillips (42 & 52) Quistelle Williams (42 & 24) and Carol Ann Riggs (33 & 35). Interestingly, Pfeifer becomes the first player ever to switch back, going from 40 to 33 in 2007–08.

## ARE YOU MISSING FROM OUR LISTS?

The records for the first three varsity teams at the University of Arkansas are not complete, but we believe we have identified all the modern-era Razorbacks. If you find a mistake in our letterwinner or all-time jersey listings, please contact us to let us know. Also, if you played basketball for Arkansas in the pre-varsity era -- prior to 1976 -- we are looking for your information. Please contact Mario Bravante in Communications at bravante@uark.edu.

# LETTERWINNERS



## Sarah Pfeifer

*Letters Won and Years Played*

One of the most unique careers at Arkansas belonged to one of its most loyal players. Two season-ending injuries and an extension of her eligibility clock resulted in Pfeifer becoming the first player in school history to participate in six seasons and earn five varsity letters. She is also the only player to have played for three different coaches. Pfeifer may also have the title for most surgeries during a career --- five --- including three on her two shoulders. Along with her devotion to the team, she also earned her bachelor's and master's degrees and is the only player in SEC history

### A

Adams, Karen, 77  
Adams, McKenzie, 13, 14  
Adams, Tenille, 96, 97, 98, 99  
Adams, Tina, 86  
Alexander, Brenda, 81, 82  
Allen, Danielle, 04, 05, 06, 07  
Alpe, Robin, 95, 96  
Anderson, Celia, 98, 99, 00, 01  
Andjelkovic, Kristina, 05, 06  
Arnold, Shanita, 08, 09  
Attwood, Renee, 77

### B

Bailey, Joey, 12, 13, 14, 15  
Barns, Deanna, 77  
Barnum, Erynn, 19, 20, 21  
Beard, LaKiesha, 01, 02, 03  
Berna, Calli, 12, 13, 14, 15  
Bloomer, Stephanie, 92, 93, 94, 95  
Boeller, Sherri, 83  
Bolt, Nicole, 13  
Booker, Annisea, 92  
Bostad, McKinley, 14  
Bowen, Jhasmin, 11, 12, 13, 14  
Bragg, Lonniya, 98, 99, 00, 01  
Brereton, Ayana, 06, 07, 08, 09  
Brinlee, Stephanie, 86  
Brooks, Kelsey, 14, 15, 16  
Browder, Melonie, 78  
Brown, Monica, 84, 85, 86, 87  
Broyles, Betsy, 78, 79  
Buccella, Donna, 79  
Bunge, Kim, 80, 81, 82, 83  
Burkes, Sheila, 84, 85, 86, 87  
Burns, Sheila, 78  
Bush, Adrienne, 04, 05, 06

### C

Caton, Kathy, 79, 80  
Chenault, Coretta, 89, 90  
Cherry, Dana, 00, 01, 02, 03  
Christensen, Treva, 95, 97, 98, 99  
Christon, Shameka, 01, 02, 03, 04  
Clark, George Anna, 80  
Coleman, Redd, 03  
Cooley, Alecia, 16, 17  
Cooper, Deborah, 77  
Cooper, Trisha, 78, 80  
Cosby, Donica, 07  
Casper, Devin, 16, 17, 18  
Cowherd, Jeanette, 77, 78  
Crosby, Deborah, 90, 91

### D

Daley, Cindy, 85, 86, 87, 88  
Danberry, Jordan, 16+  
Daniels, Ashley, 09, 10, 11, 12

Daniels, Aujontee, 14  
Daniels, Makayla, 20, 21  
Davis, Angela, 92, 93  
Davis, Marquesha, 20, 21  
Dawson, Lanell, 86, 87  
DeHorney, Delmonica, 88, 89, 90, 91  
Delgado, Yashira, 11  
Delph, Sharon, 79  
Dickerson, Dinah, 82  
Dickerson, Faye, 88, 89  
Dickson, Yolanda, 91, 92, 93, 94  
Dillard, Joy, 77, 78, 79  
Dolumbia, Rokia, 19, 20  
Dungee, Chelsea, 18 (redshirt), 19, 20, 21

### E

Eaton, Elauna, 21  
Eaton, Tracy, 93, 94  
Ederington, Mary Lynn, 78  
Ervin, Lauren, 07, 08

### F

Faussurier, Ana-Carlota, 12, 13, 14  
Fiscus, Bettye, 82, 83, 84, 85  
Fitzgerald, Connie, 80, 81, 82, 83  
Ford, Charity, 07, 08, 09, 10  
Fore, Valecia, 84  
Freeman, Briuanna, 16+

### G

Gaiser, Doris, 82, 83, 84, 85  
Gatling, Erin, 11 (redshirt), 12, 13  
Gaulden, A'Tyanna, 18 (redshirt), 19, 20  
Gillenwater, Patrice, 80, 81  
Gillespie, Kristen, 10 (redshirt)  
Gordon, Leah, 80, 81  
Gore, Angie, 88, 89, 90, 91  
Goshien, Marla, 90  
Greer, Erma, 82, 83, 84, 85  
Grisham, Kim, 86

### H

Harmon, Shanna, 01, 02, 03, 04  
Harper, Lakishia, 00, 01, 02, 03  
Harris, Dianna, 85, 87  
Harris, Claudia, 87  
Harris, Lisa, 80  
Harris, Lyndsay, 09, 10, 11, 12  
Hatcher, Kelsey, 11 (redshirt), 12, 13  
Henderson, Shea, 91, 92, 93, 94  
Henry, DeAnn, 81, 82, 83  
Hobbs, Melissa, 05, 06  
Holley, Amanda, 82, 83, 84

Holman, Celeste, 77  
Hopson, Sha, 91, 92  
Howard, L'Anna, 79  
Howard, Leslie, 06, 07  
Hudson, Amber, 93  
Hughes, Avery, 20  
Hutchinson, Tracey, 85

### I

Irwin, Robyn, 87, 88, 89  
Inman, Julie, 09, 10 (Dec.), 11, 12

### J

Jackson, Jessica, 14, 15, 16, 17  
Jackson, Juliet, 87, 88, 89, 90  
Johnson, Becky, 77  
Johnson, Kelly, 93, 94, 95, 96  
Johnson, Marsha, 79, 80  
Johnston, Joanie, 77, 78  
Jones, Karen, 95, 96, 97, 98  
Jones, Shannon, 93, 94  
Jones, Whitney, 06, 07, 08, 09  
Jordan, Chrysti, 92

### K

Karlin, Karyn, 97, 98, 99, 00  
Keck, Pat, 77  
Kidd Maria, 87

### L

Lackey-Vining, Marsha, 77, 78  
Langerman, Rylee, 21  
Lawrence, Christina, 05  
Lewis, India, 00, 01, 02, 03  
Lipe, Kelly, 80  
Lookadoo, Jan, 81  
Lundberg, Sarah, 01  
Luostarinen, Anne, 83, 84

### M

McClure, Brenna, 18  
McCray, Ashley, 09, 10  
McCrory, Roxanne, 96  
McGhee, Destinee, 21  
Mabry, Michelle, 89  
Marshall, Toya, 94  
Martin, Lisa, 88, 89  
Mason, Jaielyn, 17, 18, 19, 20, 21  
Mason, Kim, 77  
Masengill, Rochelle, 92, 93, 95  
Massey, Shaka, 96, 97  
Mathes, Kathy, 77  
Mathis, Tamara, 82, 83, 84, 85  
Melton, Mia, 12, 13  
Messer, Sytia, 96, 97, 98, 99  
Monk, Malica, 16, 17, 18, 19  
Moore, Janet, 90, 91  
Moore, Kristin, 03, 04, 05, 06  
Moore, Sally, 90, 91

Muldrew, Alison, 91, 92  
Munsch, Mary, 81, 82, 83, 84

### N

Nesby, Katrina, 01, 02, 03, 04  
Nicholas, Amber, 89, 90, 91, 92  
Northcross-Baker, Raven, 18, 19  
Norwood, Wendy, 88  
Nutt, Hailey, 08

### O

Oakley, Joy, 99, 00, 01, 02  
Oberg, Destinee, 20, 21  
Olivas, Debbie, 93, 94, 95  
Orcholski, Cheryl, 81, 82, 83, 84  
Osborne, Karen, 77  
Osborne, Krystal, 99

### P

Pack, Sue, 88, 89, 90  
Parker, Carrie, 94, 95, 96, 97  
Peak, Keira, 11, 12, 13, 14  
Peoples, Kristin, 04, 05, 06  
Peterson, Kela, 02, 03  
Pfeifer, Sarah, 03, 04, 05, 06, 07, 08  
Phillips, Paula, 82, 83  
Pitts, Bria, 13  
Powell, Caroline, 11  
Powell, Katie, 14  
Price, Peggy, 78, 79

### R

Ramirez, Amber, 19 RS, 20, 21  
Ratliff, Yasmeen, 17  
Reece, Ginger, 20  
Rees, Skye, 10, 11  
Rhodes, Brenda, 85  
Rhodes, Carla, 01, 02  
Richardson, Brittney, 08, 09, 10, 11  
Ricketts, C'eira, 09, 10, 11, 12  
Riggs, Carol Ann, 77, 78  
Roark, Cecilia, 81  
Roberson, Taqueta, 94, 95, 96, 97  
Roberts, Kendra, 07, 08  
Robinson, Dominique, 10, 11, 12, 13  
Roe, Debbie, 77, 78, 79  
Rowland, Kathy, 78

### S

Satterfield, Carrie, 96, 97, 98, 99  
Savage, Blair, 90, 91, 92, 93  
Scherer, Tamera, 78  
Schopp, Wendy, 81  
Scranton, Sandy, 79, 80  
Seggebruch, April, 04, 05  
Siefkes, Tammy, 80, 81

Singleton, Allison, 05  
Slocum, Destiny, 21  
Smith, Christy, 95, 96, 97, 98  
Smith, Tanisha, 07  
Smith, Tatiyana, 16, 17  
Smith, Sherry, 78  
Spangler, Grayce, 18, 19, 20, 21  
Spates, LaKendra, 07  
Stancle, Kamara, 98, 99  
Stout, Sydney, 17, 18, 19  
Stricklin, Lita, 79, 80  
Swenson, Keiryn, 16, 17, 18, 19

### T

Thacker, Michelle, 91, 92, 93, 94  
Thomas, Taylah, 18, 19, 20, 21  
Thompson, Sheree, 05, 06  
Thompson, Tami, 77  
Tolfree, Alexis, 19, 20  
Torrence, Carolyn, 77  
Townsend, Jamesha, 09, 10, 11, 12  
Twiggs, Allyson, 92, 93, 94, 95

### U

Underdown, Joyce, 77

### V

Vaden, Ruby, 03, 04, 05  
Valley, Lillian, 86  
Van Parys, Monica, 79, 80, 81, 82  
Vaughn, Brittney, 05, 06, 07, 08  
Vaughn, Rochelle, 03, 04, 05, 06

### W

Wallace, Shelly, 86, 87, 88, 89  
Walls, Stacey, 90  
Walter, Chrisstasia, 11  
Washington, Dominique, 06, 07  
Watkins, Sarah, 10, 11, 12, 13  
Weaver, Macy, 18, 19, 20, 21  
Webb, Tracy, 84, 85, 86, 87  
West, Khadijah, 14, 15, 16  
Westbrook, Amanda, 11  
Whitehead, Brandi, 99, 00  
Williams, Ashlea, 08, 09, 10  
Williams, Debra, 83, 84, 85, 86  
Williams, Kiara, 17, 18, 19, 20  
Williams, Quistelle, 10, 11, 12, 13  
Willits, Wendi, 98, 99, 00, 01  
Wilson, Aaliyah, 17  
Willson, Christi, 88, 89, 90, 91  
Willson, Dominique, 13  
Wilson, Donna, 88, 89  
Wilson, Kimberly, 94, 95, 96, 97  
Wolff, Melissa, 13, 14, 15, 16  
Wright, Amy, 99, 00, 01, 02  
Wright, Cara, 02, 03  
Wright, Tiffany, 95, 96, 97, 98  
Wynn, Bronwyn, 86, 87

### Y

Yancey, Camille, 77, 78

### Z

Zachariason, Whitney, 08  
Zimmerman, Bailey, 16, 17, 18, 19

+--Played one full year and part of



# BY HOMETOWN

## ALABAMA: (1)

Lyndsay Harris (Hoover)  
Destinee McGhee (Huntsville)

## ALASKA: (1)

DeAnn Henry (Homer)

## ARKANSAS: (114)

See listing next page

## CALIFORNIA: (4)

Jamesha Townsend (Chula Vista [Bonita Vista])  
Shelly Wallace (Delano)  
Kela Peterson (Lake Elsinore)  
Lauren Ervin (Los Angeles)

## FLORIDA: (3)

Yashira Delgado (Kissimmee [W. Oaks Academy])  
Dominique Washington (Pensacola)  
Ashley McCray (Sanford [Seminole])

## GEORGIA: (6)

Yasmeen Ratliff (Alpharetta)  
Keira Peak (Clyattville)  
Katie Powell (Duluth)  
A'Tyanna Gaulden (Ocilla)  
Briunna Freeman (Pelham)  
Dominique Wilson (Powder Springs)

## IDAHO: (1)

Destiny Slocum (Meridian/Maryland/Oregon State)

## INDIANA: (3)

Tennille Adams (East Chicago)  
Christy Smith (West Lafayette)  
Amy Wright (Williamsburg [Northeastern])

## ILLINOIS: (5)

Kristin Moore (Chicago)  
April Seggebruch (Cissna Park)  
Alecia Cooley (Evanston)  
Mary Munsch (Libertyville)  
Macy Weaver (Stillman Valley)

## KANSAS: (7)

Devin Cospo (Coffeyville)  
Tammy Siefkes (Hutchinson)  
Brenna McClure (Lyons)  
Kelsey Brooks (Olathe)  
Christine Gillespie (Overland Park [Shawnee Mission South])  
Jhasmin Bowen (Wichita [Wichita Heights])  
Keiryn Swenson (Wichita [Maize])

## KENTUCKY: (1)

C'eira Ricketts (Louisville [Fairdale])

## LOUISIANA: (3)

Dominique Robinson (Baton Rouge [Capitol])  
Taqueta Robertson (Natchitoches)  
Khadijah West (Shreveport)

## MARYLAND

Makayla Daniels (Frederick)

## MICHIGAN: (1)

Quistelle Williams (Grand Rapids [Ottawa Hills])

## MINNESOTA

Destinee Oberg (Burnsville)

## MISSISSIPPI: (4)

Dianna Harris (Booneville)  
Donica Cosby (Coldwater [Independence])  
Ashley Daniels (Coldwater [Coldwater])  
Sheree Thompson (McComb)

## MISSOURI: (10)

Sue Pack (Independence)  
Treva Christensen (Joplin)  
Roxanne McCrory (Kansas City [Center])  
Tanisha Smith (Kansas City [Lincoln Prep])  
Leah Gordon (Moundville)  
Jeannette Cowherd (Purdy)  
Claudia Harris (Risco)  
Leslie Howard (Salem)  
Ashlea Williams (Springfield)  
Christina Lawrence (Sullivan)

## NEVADA (1)

Krystal Osborne (Las Vegas)

## NEW MEXICO: (1)

Karyn Karlin (Fruitland)

## OHIO: (3)

Kristin Peoples (Columbus)  
Jailyn Mason (Mason)  
Cara Wright (West Chester [Lakota West])

## OKLAHOMA: (20)

Kim Bunge (Bartlesville)  
Amanda Holley (Bethany)  
Sydney Stout (Bixby)  
Bria Pitts (Broken Arrow)  
Michelle Thacker (Coweta)  
Rylee Langerman (Del City)  
Faye Dickerson (Elk City)  
Marsha Lackey Vining (Eufaula)  
Wendi Willits (Fort Cobb)  
Kathleen Caton (Inola)  
Coretta Chenault (Lawton)  
Kamara Stangle (Muskogee)  
Aaliya Wilson (Muskogee)  
Shanna Harmon (Norman [North])  
Toya Marshall (Oklahoma City [John Marshall])  
Delmonica DeHorney (Poteau)  
Chelsea Dungee (Sapulpa)

Angie Gore (Tulsa [Jenks])  
Stephanie Brinlee (Sand Springs [Page])  
Melissa Hobbs (Woodward)  
Stephanie Bloomer (Vian)

## TENNESSEE: (3)

Sarah Watkins (Germantown [Houston])  
Tracy Eaton (Knoxville)  
Angela Davis (Memphis)

## TEXAS: (25)

Lakishia Harper (Amarillo [Palo Duro])  
Ayana Brereton (Angleton)  
Shaka Massey (Arlington [Sam Houston])  
Charity Ford (Arlington [Sequin])  
Tayah Thomas (Arlington [Mansfield Timberview])  
Brandi Whitehead (Cayuga)  
Valecia Fore (Celina)  
Karen Jones (Corpus Christi)  
Alison Muldrew (Duncanville)  
Debbie Olivas (El Paso [Eastwood])  
Deborah Crosby (Fort Worth)  
McKenzie Adams (Frisco)  
Joey Bailey (Gunter)  
Chrysti Jordan (Irving)  
McKinly Bostad (Kennedale)  
Donna Wilson (Palestine)  
Rochelle Masengill (Plano [East])  
Rochelle Vaughn (Plano [West])  
Brittney Vaughn (Plano [West])  
Tatiana Smith (Plano [Plano])  
Yolanda Dickson (Houston)  
Kiesha Beard (Houston [Willowridge])  
L'Anna Howard (San Antonio)  
Tiffany Wright (San Antonio [Southwest])  
Bronwyn Wynn (Tyler [John Tyler])  
Amber Ramirez (San Antonio)

## WISCONSIN: (1)

Cheryl Orcholski (Milwaukee)

## INTERNATIONAL (6)

AFRICA  
Rokia Doumbia (Mali & Bradenton, Fla.)

BRAZIL  
Angelica de Paula (Sao Paulo)

SERBIA  
Kristina Andjelkovic (Belgrade)

FINLAND  
Anne Luosarinen (Helsinki)

AUSTRALIA  
Skye Rees (Drouin [Victoria])

SPAIN  
Ana-Carlota Faussurier (Yecla)



# BY HOMETOWN

## ARKANSAS CITIES AND TOWNS

### ALEXANDRIA

- » Kiara Williams [LRC]

### ARKADELPHIA

- » Lonniya Bragg

### BATESVILLE

- » Tracy Webb

### BENTON>> 2

- » Trisha Cooper
- » Maria Kidd [Bauxite]

### BENTONVILLE

- » Robin Alpe
- » Avery Hughes

### BLYTHEVILLE

- » Whitney Jones

### BRYANT>> 2

- » Marla Goshein
- » Sally Moore

### CABOT

- » Melissa Wolff

### CARLISLE>> 2

- » Tami Scherm
- » Julie Inman

### CAVE CITY

- » Sheila Burns

### CLARKSVILLE

- » Dinah Dickerson

### CHARLESTON

- » Carrie Parker

### CONWAY>> 4

- » Sharon Delph
- » Caroline Powell
- » Jordan Danberry
- » Alexis Tolefree

### DAMASCUS

- » Lanell Dawson

### DANVILLE

- » Tamara Mathis

### DARDANELLE

- » Kelly Johnson

### DEER

- » Shanon Jones

### DERMOTT

- » Joy Dillard

### ELKINS>> 2

- » Debbie Roe
- » Sandy Scranton

### EUDORA

- » Debra Williams

### FAYETTEVILLE >> 7

- » Calli Berna
- » Betsy Broyles
- » Connie Fitzgerald
- » Wendy Norwood
- » Hailey Nutt
- » Carol Ann Riggs
- » Grayce Spangler

### FORT SMITH >> 4

- » Redd Coleman [Northside]
- » Allison Singleton [Southside]
- » Kendra Roberts [N'side]
- » Shanita Arnold [N'side]

### GENTRY

- » Allyson Twiggs

### GRAVETTE >> 2

- » Wendy Schopp
- » Blair Savage

### GREENWOOD

- » Paula Phillips

### GREEN FOREST

- » Joyce Underdown

### GURDON

- » Lita Stricklin

### HAMPTON >> 2

- » Cecilia Roark
- » Kimberly Wilson

### HARRISON >> 3

- » Georgia Clark
- » Deborah Cooper
- » Danelle Allen

### HATTIEVILLE

- » Bailey Zimmerman

### HEBER SPRINGS

- » Brenda Alexander

### HELENA

- » Elauna Eaton

### HOT SPRINGS >> 4

- » Cindy Daley
- » Sha Hopson
- » Joy Oakley
- » Shameka Christon

### HUNTINGTON

- » Donna Buccella

### HUNTSVILLE >> 2

- » Sherry Smith
- » Sheila Burkes

### JACKSONVILLE

- » Jessica Jackson

### JUDSONIA

- » Lisa Martin

### LITTLE ROCK>> 11

- » Aujontee Daniels [Parkview]
- » Joni Johnston [MSM]
- » Patrice Gillenwater [MSM]
- » Doris Gaiser [McClellan]
- » Erma Greer [McClellan]
- » Michelle Mabry [MSM]
- » Celia Anderson [Hall]
- » Kelsey Hatcher [CAC]
- » Amanda Westbrook [Mt. St. Mary]
- » Kiara Williams [LR Central]
- » Erynn Barnum

### MALVERN

- » Raven Northcross-Baker

### MARVELL >> 2

- » Camille Yancy [Acad.]
- » Stacey Walls [Parkview]

### MCGHEE

- » Marquesha Davis

### MT. HOME >> 3

- » Kathy Rowland
- » Carrie Satterfield
- » Brittney Richardson

### NEWARK

- » Amber Nicholas

### N. LITTLE ROCK >> 4

- » Robyn Irwin [Sylvan Hills]
- » Malica Monk [NLR]
- » Christi Willson [Northeast]
- » Whitney Zachariason [CAC]

### OSCEOLA

- » Ruby Vaden

### OZARK

- » Sarah Pfeifer

### PEA RIDGE

- » Jan Lookadoo

### PINE BLUFF >> 4

- » Kelly Lipe
- » Juliet Jackson
- » Dana Cherry
- » Tami Thompson

### PRAIRIE GROVE>> 2

- » Tracey Hutchinson
- » Sarah Lundberg

### RUSSELLVILLE

- » Adrienne Bush

### ROYAL

- » Kim Grishman [Lake Hamilton]

### ROGERS

- » Pat Keck

### RUDY

- » Lisa Harris

### ST. VINCENT

- » Bailey Zimmerman [Wonder-view]

### SALEM

- » Brittney Richardson

### SILOAM SPRINGS

- » India Lewis

### SPRINGDALE >> 2

- » Tina Adams
- » Janet Moore

### STAR CITY

- » Shea Henderson

### TEXARKANA

- » Chrisstasia Walter [Arkansas]

### VAN BUREN>> 2

- » Marsha Johnson
- » Erin Gatling

### VILONIA

- » Monica Van Parys [NLR]

### WALDO

- » Sytia Messer

### WARREN

- » Mary Lynn Ederington

### WEST HELENA >> 2

- » Lillian Valley [Central]
- » LaKendra Spates [Central]

### WEST MEMPHIS >> 2

- » Melanie Browder
- » Katrina Nesby



# TEAM CAPTAINS

Each coaching staff had different ways of selecting the team captains. Some chose before the start of the season some changed during the year and others were voted on by the players after the end of the year.

|         |                    |         |                      |
|---------|--------------------|---------|----------------------|
| 2017-18 | Devin Cospier      | 1993-94 | Shea Henderson       |
| 2016-17 | NA                 |         | Michelle Thacker     |
| 2015-16 | Melissa Wolff      |         | Kelly Johnson        |
| 2014-15 | Calli Berna        | 1992-93 | Angela Davis         |
|         | Jhasmin Bowen      |         | Blair Savage         |
| 2013-14 | Calli Berna        | 1991-92 | Amber Nicholas       |
|         | Jhasmin Bowen      |         | Blair Savage         |
|         | Keira Peak         | 1990-91 | Delmonica DeHorney   |
| 2012-13 | Erin Gatling       |         | Angie Gore           |
|         | Kelsey Hatcher     |         | Amber Nicholas       |
|         | Sarah Watkins      | 1989-90 | Juliet Jackson       |
|         | Quistelle Williams | 1988-89 | Robyn Irwin          |
| 2011-12 | Ashley Daniels     |         | Shelly Wallace       |
|         | Lyndsay Harris     |         | Donna Wilson         |
| 2010-11 | Lyndsay Harris     | 1987-88 | Cindy Daily          |
|         | C'eira Ricketts    |         | Shelly Wallace       |
| 2009-10 | Charity Ford       |         | Donna Wilson         |
| 2008-09 | Ayana Brereton     | 1986-87 | Tracy Webb           |
|         | Whitney Jones      |         | Monica Brown         |
| 2007-08 | Brittney Vaughn    |         | Sheila Burkes        |
|         | Lauren Ervin       |         | Bronwyn Wynn         |
| 2006-07 | Brittney Vaughn    | 1985-86 | Tracy Webb           |
|         | Sarah Pfeifer      |         | Sheila Burkes        |
| 2005-06 | Rochelle Vaughn    |         | Debra Williams       |
|         | Sarah Pfeifer      | 1984-85 | Doris Gaiser         |
| 2004-05 | April Seggebruch   |         | Bettye Fiscus        |
|         | Rochelle Vaughn    | 1983-84 | Mary Munsch          |
|         | Sarah Pfeifer      |         | Cheryl Orcholski     |
| 2003-04 | Rochelle Vaughn    |         | Amanda Holley        |
|         | Sarah Pfeifer      | 1982-83 | Kim Bunge            |
| 2002-03 | India Lewis        |         | Connie Fitzgerald    |
|         | Lakishia Harper    | 1981-82 | Kim Bunge            |
|         | Shameka Christon   |         | Connie Fitzgerald    |
| 2001-02 | Amy Wright         |         | Monica Van Parys     |
|         | India Lewis        | 1980-81 | Kathy Caton          |
|         | Lakishia Harper    |         | Tammy Siefkes        |
| 2000-01 | Wendi Willits      |         | Lita Stricklin       |
|         | Amy Wright         | 1979-80 | Kathy Caton          |
| 1999-00 | Karyn Karlin       |         | Tammy Siefkes        |
|         | Brandi Whitehead   | 1977-78 | Marsha Lackey-Vining |
| 1998-99 | Sytia Messer       |         | Carol Ann Riggs      |
|         | Karyn Karlin       |         |                      |
|         | Treva Christensen  |         |                      |
| 1997-98 | Christy Smith      |         |                      |
|         | Sytia Messer       |         |                      |
|         | Karyn Karlin       |         |                      |
| 1996-97 | Kimberly Wilson    |         |                      |
|         | Christy Smith      |         |                      |
|         | Taqueta Roberson   |         |                      |
| 1995-96 | Kelly Johnson      |         |                      |
|         | Kimberly Wilson    |         |                      |
|         | Christy Smith      |         |                      |
| 1994-95 | Kelly Johnson      |         |                      |
|         | Debbie Olivas      |         |                      |
|         | Kimberly Wilson    |         |                      |

## Four-Year Captains

Sarah Pfeifer 04, 05, 06, 07

## Three-Year Captains

Karyn Karlin 98, 99, 00

Christy Smith 96, 97, 98

Kim Wilson 95, 96, 97

Roachell Vaughn 04, 05, 06

## Two-Year Captains

Calli Berna 14, 15

Jhasmin Bowen 14, 15

Sheila Burkes 86, 87

Kathy Caton 90, 81

Connie Fitzgerald 82, 83

Lakishia Harper 02, 03

Lyndsay Harris 11, 12

Kelly Johnson 95, 96

India Lewis 02, 03

Sytia Messer 98, 99

Amber Nicholas 91, 92

Blair Savage 92, 93

Tammy Siefkes 80, 81

Brittney Vaughn 07, 08

Shelly Wallace 88, 89

Tracy Webb 86, 87

Donna Wilson 88, 89

Amy Wright 01, 02

» 94 Captains Listed

» 18 times someone whose last name begins with a W was captain (12 different players)

» Arkansas did not name captains for the 2016-17 season

(Our records before the NCAA era began -- 1982-83 -- are incomplete. Former Razorbacks are urged to contact the Athletic Communications Office [479-575-2751] with corrections and additions to this list of former captains.)



“


# HONORS AND AWARDS

”





# ALL AMERICANS



## ASSOCIATED PRESS ALL-AMERICA

- 2020-21 Chelsea Dungee, Third Team
- 2003-04 Shameka Christon, Third Team
- 1997-98 Christy Smith, honorable mention
- 1996-97 Christy Smith, honorable mention
- 1995-96 Christy Smith, honorable mention
- 1994-95 Christy Smith, honorable mention

## KODAK ALL-AMERICA HONORS

- 2003-04 Shameka Christon, honorable mention All-America; All-Dist. III
- 1990-91 Delmonica DeHorney, All-America; All-District VI
- 1988-89 Shelly Wallace, honorable mention All-America; All-District VI

## OTHER ALL-AMERICA HONORS

- 2020-21 Chelsea Dungee (WBCA All-American, USBWA Third Team) Destiny Slocum, Honorable Mention WBCA Alexis Tolefree, Honorable Mention WBCA
- 2008-09 C'eira Ricketts, Second Team (Full Court Press Freshman All-America team)
- 2003-04 Shameka Christon (Wooden Award All-American; finalist, Wade Trophy and Naismith awards; Street & Smith's high honorable mention preseason All-America; Wooden Award preseason All-America)
- 2002-03 Shameka Christon (Street & Smith's high honorable mention preseason All-America; Basketball Times honorable mention All-America; Women's Basketball News Service All-America)
- 2001-02 Shameka Christon (Street & Smith's honorable mention preseason All-America; Basketball Times, honorable mention All-America) Amy Wright (Women's Basketball News Service preseason)
- 1998-99 Karyn Karlin (Women's Basketball News Service All-American, 2nd team)

- 1997-98 Christy Smith (Women's Basketball News Service All-American, 2nd team; WBNS preseason All-American) Karyn Karlin (Women's Basketball News Service All-American, 3rd team)
- 1996-97 Christy Smith (Women's BB News Service; Athlon Sports, Lindy's, 2nd team preseason All-American)
- 1995-96 Christy Smith (ESPN Basketball Top 5; Women's Basketball News Service, 2nd team preseason All-America) Sytia Messer & Shaka Massey (PRIME Network Freshman All-America)
- 1994-95 Christy Smith (Women's Basketball News Service, 2nd team; WBNS Freshman All-America, 1st team) Kimberly Wilson & Stephanie Bloomer (Women's Basketball News Service, preseason All-America)
- 1990-91 Delmonica DeHorney (USA TODAY top 15; Street & Smith's, 1st team; Dick Vitale's Basketball, 2nd team) Amber Nicholas (Street & Smith's BB Yearbook, honorable mention).
- 1988-89 Shelly Wallace (American Women's Sports Federation, 2nd team; Street & Smith's, honorable mention)
- 1987-88 Delmonica DeHorney (American Women's Sports Federation, Freshman All-America Team)
- 1985-86 Lanell Dawson (American Women's Sports Federation, Freshman All-America Team; Women's Basketball Yearbook Freshman All-America, honorable mention)



## COSIDA ACADEMIC ALL-AMERICA

- 2007-08 Sarah Pfeifer, national ballot
- 2006-07 Sarah Pfeifer, national ballot
- 2005-06 Kristin Peoples, 3rd Team
- 2004-05 Kristin Peoples, national ballot
- 1990-91 Amber Nicholas, 2nd Team
- 1989-90 Amber Nicholas, 3rd Team

## COSIDA ACADEMIC ALL-DISTRICT

- 2017-18 Keiryn Swenson, 1st Team
- 2012-13 Calli Berna, 1st Team
- 2007-08 Sarah Pfeifer, 1st Team Brittney Vaughn, 2nd Team
- 2006-07 Sarah Pfeifer, 1st Team
- 2005-06 Kristin Peoples, 1st Team
- 2004-05 Kristin Peoples, 1st Team Sarah Pfeifer, 2nd Team
- 1990-91 Amber Nicholas, 1st Team Sally Moore, 2nd Team



# ALL SEC HONORS

The All–Southeastern Conference–Team is selected by the league coaches and has changed twice in the recent seasons. Since the league's inception, the–team was composed of a first– and second–team of 10 players each. In 2003, only 10 players -- five first, five second -- were selected. In 2004, 16 players -- eight first and eight second -- were chosen, the format which continues today. Five freshmen are chosen to the all–freshman–team (with the exception of 1999). In addition, the academic–team for the SEC, the SEC Academic Honor Roll, is chosen each season. After 2001, the honor roll is one year out of sequence to allow seniors to earn fourth–year honors. Recent additions to the–team structure were made in 2003 with the Community Service Team, 2004 with Scholar–Athlete of the Year and Defensive Player of the Year, 2006 saw the first Freshmen of the Week and 2008 a five–player all–defensive–team.

2021

Chelsea Dungee, First–Team All–SEC  
Destiny Slocum, Second–Team All–SEC  
Macy Weaver, Community Service Team

2020

Alexis Tolefree, First–Team All–SEC  
Chelsea Dungee, Second–Team All–SEC  
Grayce Spangler, Community Service Team, SEC Academic Honor Roll  
Taylah Thomas, SEC Academic Honor Roll  
Macy Weaver, SEC Academic Honor Roll

2019

Bailey Zimmerman, Community Service Team  
Malica Monk, Preseason Second–Team All–SEC  
Chelsea Dungee, Second–Team All–SEC  
Chelsea Dungee, SEC Tournament All–Tournament Team  
Malica Monk, SEC Academic Honor Roll  
Grayce Spangler, SEC Academic Honor Roll  
Sydney Stout, SEC Academic Honor Roll  
Keiryn Swenson, SEC Academic Honor Roll  
Taylah Thomas, SEC Academic Honor Roll  
Macy Weaver, SEC Academic Honor Roll  
Bailey Zimmerman, SEC Academic Honor Roll

2018

Keiryn Swenson, Community Service Team  
Malica Monk, SEC Academic Honor Roll  
Sydney Stout, SEC Academic Honor Roll  
Keiryn Swenson, SEC Academic Honor Roll  
Grayce Spangler, SEC First–Year Academic Honor Roll  
Taylah Thomas, SEC First–Year Academic Honor Roll  
Macy Weaver, SEC First–Year Academic Honor Roll

2017

Jessica Jackson, Preseason SEC First–Team (coaches)  
Jailyn Mason, SEC All–Freshman Team  
Jailyn Mason SEC Freshman of the Week (Nov. 29 & Jan. 17)  
Devin Cospoer, Community Service Team  
Sydney Stout, SEC First–Year Academic Honor Roll  
Devin Cospoer, SEC Academic Honor Roll  
Malica Monk, SEC Academic Honor Roll  
Keiryn Swenson, SEC Academic Honor Roll  
Bailey Zimmerman, SEC Academic Honor Roll

2016

Jessica Jackson, Preseason SEC Second–Team (media & coaches)  
Jessica Jackson, SEC First–Team (coaches)  
Jessica Jackson, AP SEC Second–Team  
Jessica Jackson, CollegeSportsMadness.com Third–Team All–SEC  
Jessica Jackson CollegeSportsMadness.com POW (Jan. 18)  
Kelsey Brooks, CollegeSportsMadness.com Second–Team All–SEC  
Kelsey Brooks, SEC Academic Honor Roll  
Melissa Wolff, SEC Academic Honor Roll  
Melissa Wolff, WBAC Good Works nominee  
Melissa Wolff, Uni. of Arkansas Senior of Distinction  
Melissa Wolff, #D1WBB HERO of the Week (Jan. 12)  
Melissa Wolff, Community Service Team

2015

Jessica Jackson, Preseason SEC Second–Team (media & coaches)  
Jessica Jackson, SEC All–Second–Team (AP & coaches)  
Jessica Jackson, CollegeSportsMadness.com Fourth–Team All–SEC  
Jessica Jackson, CollegeSportsMadness.com Preseason Third–Team All–SEC  
Kelsey Brooks, CollegeSportsMadness.com Second–Team All–SEC  
Joey Bailey, Community Service Team

2014

Jessica Jackson, SEC Second–Team  
Jessica Jackson, SEC All–Freshman–Team  
Jessica Jackson, AP SEC Honorable Mention  
Jessica Jackson, First–Year Academic Honor Roll  
Jessica Jackson, SEC FR of Week (3 times)  
Mckenzie Adams, First–Year Academic Honor Roll  
Kelsey Brooks, First–Year Academic Honor Roll  
Bria Pitts, First–Year Academic Honor Roll  
Joey Bailey, Community Service Team  
Joey Bailey, Academic Honor Roll  
Calli Berna, Academic Honor Roll  
Anna Carlotta–Fausurier, Academic Honor Roll  
Melissa Wolff, Academic Honor Roll

2013

Sarah Watkins, SEC Co–Sixth POW  
Sarah Watkins, Preseason CollegeSportsMadness.com Second–Team All–SEC  
Sarah Watkins, CollegeSportsMadness.com Fourth–Team All–SEC  
Erin Gatling, Community Service Team

2012

C'eira Ricketts, Preseason First–Team (media & coaches)  
C'eira Ricketts, First–Team (coaches)  
C'eira Ricketts, Second–Team AP  
C'eira Ricketts, Preseason CollegeSportsMadness.com First–Team All–SEC  
C'eira Ricketts, CollegeSportsMadness.com Second–Team All–SEC  
Sarah Watkins, Preseason Second–Team (media & coaches)  
Sarah Watkins, Second–Team (coaches)  
Sarah Watkins, Preseason CollegeSportsMadness.com Second–Team All–SEC  
Sarah Watkins, CollegeSportsMadness.com Fourth–Team All–SEC  
Ashley Daniels Preseason CollegeSportsMadness.com Second–Team All–SEC  
Julie Inman, Community Service Team  
Tom Collen, SEC Coach of the Year (coaches)  
Tom Collen, CollegeSportsMadness.com Coach of the Year  
Calli Berna, Freshman All–SEC

2011

C'eira Ricketts, Preseason Second–Team (media)  
C'eira Ricketts, Second–Team (coaches)  
Sarah Watkins, Second–Team (coaches)  
Ashley Daniels, Community Service Team

2010

C'eira Ricketts, Preseason Second–Team (media)  
C'eira Ricketts, Preseason First–Team (coaches)  
Ashlea Williams, Community Service Team

2009

C'eira Ricketts, Co–Freshman of the Year  
C'eira Ricketts, Second–Team  
C'eira Ricketts, AP SEC Freshman of the Year  
Charity Ford, Community Service Team  
Lyndsay Harris, Freshman All–SEC  
Lyndsay Harris, Freshman Academic Honor Roll  
Charity Ford, Sixth Player of the Year  
Ayanna Brereton, Academic Honor Roll  
Brittney Richardson, Academic Honor Roll  
Ashlea Williams, Academic Honor Roll

2008

Brittney Vaughn, All–Defense–Team  
Sarah Pfeifer, Academic Honor Roll  
Sarah Pfeifer, Community Service Team  
Brittney Vaughn, Academic Honor Roll

2007

Lauren Ervin, Second–Team  
Sarah Pfeifer, Scholar–Athlete of the Year  
Sarah Pfeifer, Community Service Team  
Leslie Howard, Academic Honor Roll  
Sarah Pfeifer, Academic Honor Roll  
Brittney Vaughn, Academic Honor Roll  
2006  
Rochelle Vaughn, Community Service Team  
Kristin Peoples, Academic Honor Roll  
Melissa Hobbs, Academic Honor Roll  
Brittney Vaughn, Academic Honor Roll

2005

Sarah Pfeifer, Scholar–Athlete of the Year  
Sarah Pfeifer, Community Service Team  
Sarah Pfeifer, Academic Honor Roll  
April Seggebruch, Academic Honor Roll  
Rochelle Vaughn, Academic Honor Roll  
Kristin Peoples, Academic Honor Roll  
Melissa Hobbs, Academic Honor Roll  
Adrienne Bush, Academic Honor Roll

2004

Shameka Christon, Player of the Year  
Shameka Christon, First–Team (coaches and AP)  
Kristin Peoples, Freshman All–SEC  
Kristin Peoples, Academic Honor Roll  
Rochelle Vaughn, Good Works Team\*  
Sarah Pfeifer, Academic Honor Roll  
April Seggebruch, Academic Honor Roll  
Rochelle Vaughn, Academic Honor Roll

2003

Shameka Christon, Second–Team  
Shameka Christon, SEC All–Tournament Team  
Shameka Christon, Good Works\*  
Ruby Vaden, Freshman All–SEC  
India Lewis, Academic Honor Roll  
Shanna Harmon, Academic Honor Roll

2002

Shameka Christon, Second–Team  
Shameka Christon, SEC All–Tournament Team  
Dana Cherry, Second–Team

Celia Anderson, Academic Honor Roll  
Wendi Willits, Academic Honor Roll  
Shanna Harmon, Academic Honor Roll  
India Lewis, Good Works Team\*

2001

Shameka Christon, Freshman All–SEC  
Wendi Willits, Academic Honor Roll  
Celia Anderson, Academic Honor Roll  
Joy Oakley, Good Works Team\*

2000

Wendi Willits, Second–Team  
Celia Anderson, Academic Honor Roll  
Karyn Karlin, Academic Honor Roll  
Karyn Karlin, Good Works Team\*  
Brandi Whitehead, Academic Honor Roll  
Wendi Willits, Academic Honor Roll  
Amy Wright, Academic Honor Roll

1999

Karyn Karlin, Second–Team  
Karyn Karlin, Academic Honor Roll  
Wendi Willits, Academic Honor Roll  
Carrie Satterfield, Good Works Team\*

1998

Christy Smith, First–Team  
Karyn Karlin, Second–Team  
Karyn Karlin, Academic Honor Roll  
Carrie Satterfield, Academic Honor Roll  
Christy Smith, Academic Honor Roll  
Tiffany Wright, Academic Honor Roll

1997

Christy Smith, Second–Team  
Kimberly Wilson, Second–Team  
Karyn Karlin, SEC Freshman of the Year  
Karyn Karlin, AP SEC Freshman of the Year  
Karyn Karlin, Freshman All–SEC  
Kimberly Wilson, Academic Honor Roll  
Christy Smith, Academic Honor Roll  
Shaka Massey, Academic Honor Roll  
Carrie Parker, Academic Honor Roll  
Taqueta Roberson, Academic Honor Roll  
Tiffany Wright, Academic Honor Roll

1996

Kimberly Wilson, Second–Team  
Shaka Massey, Freshman All–SEC  
Sytia Messer, Freshman All–SEC  
Christy Smith, Academic Honor Roll

1995

Christy Smith, Freshman of the Year  
Christy Smith All–SEC Second–Team;  
Christy Smith, Consensus All–Freshman–Team  
Kimberly Wilson, Second–Team  
Stephanie Bloomer, Second–Team

1994

Kimberly Wilson, Freshman All–SEC

1993

Angela Davis, Academic Honor Roll  
Blair Savage, Academic Honor Roll

1992



# ALL SEC HONORS

Amber Nicholas, Academic Honor Roll  
Blair Savage, Academic Honor Roll

\*Good Works Team became Community Service Team

All-SEC Tournament  
2019 Chelsea Dungee  
2003 Shameka Christon  
2002 Shameka Christon

SEC Player of the Week  
2020 Chelsea Dungee, Feb. 2  
Chelsea Dungee, Dec. 8

2019 Makayla Daniels, Nov. 18 (freshman)

2017 Jailyn Mason, Nov. 29 (freshman)  
Jailyn Mason, Jan. 17 (freshman)

2015 Kelsey Brooks, Dec. 1 & Dec. 15  
McKinley Bostad, Jan. 19 (freshman)  
Jessica Jackson, Feb. 16 (CoPOW)

2014 Jessica Jackson, Nov. 25 (freshman)  
Jessica Jackson, Dec. 9 (freshman)  
Jessica Jackson, Jan. 20 (freshman)

2013 Keira Peak, Nov. 26

2012 C'eira Ricketts, Nov. 11  
Sarah Watkins, Jan. 16  
Calli Berna, Feb. 6 & Feb. 13 (freshman)

2011 C'eira Ricketts, Dec. 6 & Dec. 19  
Sarah Watkins, Jan. 10  
Keira Peak, Feb. 20

2010 Quistelle Williams, Feb. 14 (freshman)

2009 C'eira Ricketts, Five Times (freshman)\*  
Charity Ford, Feb. 23

2008 Lauren Ervin, Dec. 2 & Dec. 30

2007 Brittney Vaughn, Dec. 18  
Donica Cosby, Nov. 27 (freshman)

2006 Whitney Jones, Nov. 21 (freshman)

2004 Shameka Christon, Jan. 12, Feb. 2 (co)

2003 Shameka Christon, Jan. 13  
India Lewis, Nov. 25, 2002

2001 Wendi Willits, Jan. 22

2000 Karyn Karlin, Feb. 7  
Dana Cherry, Dec. 13, 1999

1998 Christy Smith, Jan. 12

1995 Christy Smith, Jan. 30

1994 Kimberly Wilson, Rookie of the Week

1992 Sha Hopson, Jan. 13

\*Ties SEC Record

Associated Press All-Southeastern Conference  
Starting with the 1998 season, the Associated Press women's basketball writers voted All-Southeastern Conference-Team.

2019 Chelsea Dungee, Second Team

2016 Jessica Jackson, Second Team

2015 Jessica Jackson, Second Team

2014 Jessica Jackson, Honorable Mention

2012 C'eira Ricketts, First-Team

2011 C'eira Ricketts, Second-Team  
Sarah Watkins, Honorable Mention

2009 C'eira Ricketts, Honorable Mention

2008 Brittney Vaughn, Honorable Mention

2004 Shameka Christon, Player of the Year  
& First-Team


2003 Shameka Christon, Second-Team  
India Lewis, Third-Team

2002 Shameka Christon, Dana Cherry, Hon. Mention

2001 Wendi Willits, Third-Team

1999 Karyn Karlin, Second-Team

1998 Christy Smith, First-Team



# SEC HONORS BY AWARD

SEC Player of the Year  
2004 Shameka Christon

AP SEC Player of the Year  
2004 Shameka Christon

SEC Coach of the Year  
2012 Tom Collen

SEC Freshman of the Year  
2009 C'eira Ricketts (co-freshman of year)  
1997 Karyn Karlin  
1995 Christy Smith

AP SEC Freshman of the Year  
2009 C'eira Ricketts  
1997 Karyn Karlin

SEC Scholar-Athlete of the Year  
2007 Sarah Pfeifer  
2005 Sarah Pfeifer

All-SEC (Coaches)  
2021 Chelsea Dungee, First Team  
2021 Destiny Slocum, Second Team  
2020 Alexis Tolefree, First Team  
2020 Chelsea Dungee, Second Team  
2019 Chelsea Dungee, Second Team  
2019 Malica Monk, Preseason Second Team  
2017 Jessica Jackson, Preseason First Team  
2016 Jessica Jackson, First Team  
2015 Jessica Jackson, Second Team  
2014 Jessica Jackson, Second Team  
2012 C'eira Ricketts, Preseason First Team  
2012 C'eira Ricketts, First Team  
2012 Sarah Watkins, Preseason Second Team  
2012 Sarah Watkins, Second Team  
2011 C'eira Ricketts, Preseason Second Team  
2011 Sarah Watkins, Second Team  
2010 C'eira Ricketts, Preseason First Team  
2009 C'eira Ricketts, Second Team  
2007 Lauren Ervin, Second Team  
2004 Shameka Christon, First Team  
2003 Shameka Christon, Second Team  
2002 Shameka Christon, Second Team  
2002 Dana Cherry, Second Team  
2000 Wendi Willits, Second Team  
1999 Karyn Karlin, Second Team  
1998 Christy Smith, First Team  
1998 Karyn Karlin, Second Team  
1997 Christy Smith, Second Team  
1997 Kimberly Wilson, Second Team  
1996 Kimberly Wilson, Second Team  
1995 Christy Smith, Second Team  
1995 Kimberly Wilson, Second Team  
1995 Stephanie Bloomer, Second Team

All-SEC (Media)  
2016 Jessica Jackson, Preseason Second-Team  
2015 Jessica Jackson, Preseason Second-Team  
2012 C'eira Ricketts, Preseason First-Team  
2012 Sarah Watkins, Preseason Second-Team  
2011 C'eira Ricketts, Second-Team  
2010 C'eira Ricketts, Preseason Second-Team

SEC All-Freshman Team  
2014 Jessica Jackson  
2012 Calli Berna  
2009 Lyndsay Harris  
2009 C'eira Ricketts  
2007 Donica Cosby  
2004 Kristin Peoples  
2003 Ruby Vaden  
2001 Shameka Christon  
1997 Karyn Karlin  
1996 Shaka Massey

1996 Sytia Messer  
1995 Christy Smith, Consensus All-Freshman Team  
1994 Kimberly Wilson  
SEC All-Defensive Team  
2008 Brittney Vaughn

Associated Press All-SEC  
Starting with the 1998 season, the Associated Press women's basketball writers voted All-SEC team.  
2016 Jessica Jackson, Second-Team  
2015 Jessica Jackson, Second-Team  
2014 Jessica Jackson, Honorable Mention  
2012 C'eira Ricketts, Preseason Second-Team  
2012 C'eira Ricketts, First Team  
2011 C'eira Ricketts, Second Team  
2011 Sarah Watkins, Honorable Mention  
2009 C'eira Ricketts, Honorable Mention  
2008 Brittney Vaughn, Honorable Mention  
2007 Lauren Ervin, Second Team  
2004 Shameka Christon, Player of the Year & First Team  
2003 Shameka Christon, Second Team  
2003 India Lewis, Third Team  
2002 Shameka Christon, Dana Cherry, Hon. Mention  
2001 Wendi Willits, Third Team  
1999 Karyn Karlin, Second Team  
1998 Christy Smith, First Team  
1998 Karyn Karlin, Third Team  
1997 Karyn Karlin, AP Freshman of the Year  
1997 Christy Smith, Honorable Mention

SEC Community Service Team\*  
2021 Macy Weaver  
2020 Grayce Spangler  
2019 Bailey Zimmerman  
2018 Keiryn Swenson  
2017 Devin Cosper  
2016 Melissa Wolff  
2015 Joey Bailey  
2014 Joey Bailey  
2013 Erin Gatling  
2012 Julie Inman  
2011 Ashley Daniels  
2010 Ashlea Williams  
2009 Charity Ford  
2008 Sarah Pfeifer  
2007 Sarah Pfeifer  
2006 Rochelle Vaughn  
2005 Sarah Pfeifer  
2004 Rochelle Vaughn  
2003 Shameka Christon  
2002 India Lewis  
2001 Joy Oakley  
2000 Karyn Karlin  
1999 Carrie Satterfield  
\*Called SEC Good Works Team until 2004

SEC Sixth Player of the Year  
2013 Sarah Watkins, Co-Sixth Player of the Year  
2009 Charity Ford

CollegeSportsMadness.com All-SEC  
2016 Jessica Jackson, Preseason Third-Team  
2016 Kelsey Brooks, Preseason Second-Team  
2016 Jessica Jackson, Player of Week, Jan. 18, 16  
2015 Jessica Jackson, Preseason Third-Team  
2015 Jessica Jackson, Postseason Fourth-Team  
2013 Sarah Watkins, Preseason Second-Team  
2013 Sarah Watkins, Postseason Fourth-Team  
2012 C'eira Ricketts, Preseason First-Team  
2012 C'eira Ricketts, Postseason Second-Team  
2012 Sarah Watkins, Preseason Second-Team  
2012 Sarah Watkins, Preseason Fourth-Team  
2012 Ashley Daniels, Preseason Second-Team  
2012 Tom Collen, Coach of the Year

All-SEC Tournament  
2019 Chelsea Dungee  
2003 Shameka Christon  
2002 Shameka Christon  
SEC Player of the Week  
2015 Kelsey Brooks, Dec. 1 & Dec. 15  
McKinley Bostad, Jan. 19 (freshman)  
Jessica Jackson, Feb. 16 (CoPOW)  
2014 Jessica Jackson, Nov. 25 (freshman)  
Jessica Jackson, Dec. 9 (freshman)  
Jessica Jackson, Jan. 20 (freshman)  
2013 Keira Peak, Nov. 26  
2012 C'eira Ricketts, Nov. 11  
Sarah Watkins, Jan. 16  
Calli Berna, Feb. 6 (freshman)  
2011 C'eira Ricketts, Dec. 5 & Dec. 19  
Sarah Watkins, Jan. 10  
Keira Peak, Feb. 20 (freshman)  
2010 Quistelle Williams, Feb. 14 (freshman)  
2009 C'eira Ricketts, Five Times (freshman)\*  
Nov. 24, Jan. 19, Jan. 26, Feb. 9, Feb. 16  
Charity Ford, Feb. 23  
2008 Lauren Ervin, Dec. 2 & Dec. 30  
2007 Brittney Vaughn, Dec. 18  
Donica Cosby, Nov. 27 (freshman)  
2006 Whitney Jones, Nov. 21 (freshman)  
2004 Shameka Christon, Jan. 12, Feb. 2 (co)  
2003 Shameka Christon, Jan. 13  
India Lewis, Nov. 25  
2001 Wendi Willits, Jan. 22  
2000 Karyn Karlin, Feb. 7  
Dana Cherry, Dec. 13, 1999  
1998 Christy Smith, Jan. 12  
1995 Christy Smith, Jan. 30  
1994 Kimberly Wilson, Rookie of the Week  
1992 Sha Hopson, Jan. 13  
\*Ties SEC Record

SEC Academic Honor Roll  
2020 Grayce Spangler  
2020 Taylah Thomas  
2020 Macy Weaver  
2019 Malica Monk  
2019 Grayce Spangler  
2019 Sydney Stout  
2019 Keiryn Swenson  
2019 Taylah Thomas  
2019 Macy Weaver  
2019 Bailey Zimmerman  
2018 Malica Monk  
2018 Sydney Stout  
2018 Keiryn Swenson  
2018 Bailey Zimmerman  
2017 Devin Cosper  
2017 Malica Monk  
2017 Keiryn Swenson  
2017 Bailey Zimmerman  
2016 Melissa Wolff  
2016 Kelsey Brooks  
2015 Jhasmin Bowen  
2015 Calli Berna  
2015 Kelsey Brooks  
2015 Joey Bailey  
2015 Melissa Wolff  
2014 Joey Bailey  
2014 Calli Berna  
2014 Ana-Carolota Faussurrier  
2014 Melissa Wolff  
2013 Joey Bailey  
2013 Calli Berna  
2012 Erin Gatling  
2012 Julie Inman  
2012 Lyndsay Harris  
2012 C'eira Ricketts  
2011 Julie Inman

2011 Sarah Watkins  
2010 Ashlea Williams  
2009 Ayanna Brereton  
2009 Brittney Richardson  
2009 Ashlea Williams  
2008 Sarah Pfeifer  
2008 Brittney Vaughn  
2007 Leslie Howard  
2007 Sarah Pfeifer  
2007 Brittney Vaughn  
2006 Kristin Peoples  
2006 Melissa Hobbs  
2006 Brittney Vaughn  
2005 Sarah Pfeifer  
2005 April Seggebruch  
2005 Rochelle Vaughn  
2005 Kristin Peoples  
2005 Melissa Hobbs  
2005 Adrienne Bush  
2004 Kristin Peoples  
2004 Sarah Pfeifer  
2004 April Seggebruch  
2004 Rochelle Vaughn  
2003 India Lewis  
2003 Shanna Harmon  
2002 Celia Anderson  
2002 Wendi Willits  
2002 Shanna Harmon  
2001 Wendi Willits  
2001 Celia Anderson  
2000 Celia Anderson  
2000 Karyn Karlin  
2000 Brandi Whitehead  
2000 Wendi Willits  
2000 Amy Wright  
1999 Karyn Karlin  
1999 Wendi Willits  
1998 Karyn Karlin  
1998 Carrie Satterfield  
1998 Christy Smith  
1998 Tiffany Wright  
1997 Kimberly Wilson  
1997 Christy Smith  
1997 Shaka Massey  
1997 Carrie Parker  
1997 Taqueta Roberson  
1997 Tiffany Wright  
1996 Christy Smith  
1993 Angela Davis  
1993 Blair Savage  
1992 Amber Nicholas  
1992 Blair Savage

SEC First-Year Academic Honor Roll  
2017-18 Grayce Spangler  
2017-18 Taylah Thomas  
2017-18 Macy Weaver  
2016-17 Sydney Stout  
2015-16 Keiryn Swenson  
2015-16 Devin Cosper  
2014-15 McKinley Bostad  
2013-14 McKenzie Adams  
2013-14 Kelsey Brooks  
2013-14 Jessica Jackson  
2013-14 Bria Pitts  
2012-13 Dominique Wilson  
2012-13 Melissa Wolff  
2011-12 Joey Bailey  
2011-12 Calli Berna  
2011-12 Jhasmin Bowen  
2010-11 Julie Inman  
2010-11 Sarah Watkins  
2009-10 Brittney Richardson  
2009-10 Ashlea Williams  
2008-09 Julie Inman  
2008-09 Lyndsay Harris





# ALL SOUTHWEST CONFERENCE HONORS

|  |  |  |  |
|--|--|--|--|
| <p>The All-Southwest Conference team selected by the league coaches was composed of five players from 1983-86. Starting in 1987, two five-player teams were chosen. In 1988, an academic team, co-sponsored by GTE, was started.</p> <p>1991<br/>Delmonica DeHorney, 1st Team, Player of the Year<br/>Amber Nicholas, 1st Team, Academic Team<br/>Blair Savage, 2nd Team<br/>Sha Hopson, All-Newcomer Team</p> <p>1990<br/>Delmonica DeHorney, 1st Team, Player of the Year<br/>Juliet Jackson, 2nd Team<br/>Amber Nicholas, 2nd Team, Acad. Team<br/>Sue Pack, Academic Team<br/>John Sutherland, Coach of the Year</p> | <p>1989<br/>Shelly Wallace, 1st Team<br/>Juliet Jackson, 2nd Team<br/>John Sutherland, Coach of the Year</p> <p>1988<br/>Shelly Wallace, 1st Team<br/>Delmonica DeHorney, 2nd Team,<br/>Newcomer of the Year<br/>Cindy Daley, Academic Team</p> <p>1987<br/>Tracy Webb, 1st Team<br/>Monica Brown, 2nd Team</p> <p>1986<br/>John Sutherland, Coach of the Year</p> <p>1985<br/>Bettye Fiscus</p> <p>1984<br/>Amanda Holley</p> | <p>1983<br/>Bettye Fiscus</p> <p>1982<br/>Bettye Fiscus, Kim Bunge</p> <p>All-SWC Tournament</p> <p>1991<br/>Amber Nicholas, MVP<br/>Delmonica DeHorney, Sha Hopson</p> <p>1989<br/>Shelly Wallace, Lisa Martin</p> <p>1987<br/>Tracy Webb, Bronwyn Wynn</p> <p>1985<br/>Bettye Fiscus</p> <p>1984<br/>Amanda Holley</p> <p>1983<br/>Bettye Fiscus</p> <p>SWC Player of the Week<br/>Player of the Week honors started in 1986-87.<br/>1991 Delmonica DeHorney, Jan. 14, Feb. 21</p> | <p>1990<br/>Blair Savage, Dec. 17<br/>Delmonica DeHorney, Jan. 9, Feb. 6 (co-player), Feb. 27<br/>Amber Nicholas, Feb. 13 (co-player)<br/>Blair Savage, Jan. 23<br/>Shelly Wallace, Dec. 13, Dec. 20, Feb. 21</p> <p>1989<br/>21</p> <p>1988<br/>7<br/>Shelly Wallace, Feb. 16, Feb. 23, Mar. 7</p> <p>1987<br/>Bronwyn Wynn, Jan. 27<br/>Tracy Webb, Feb. 17<br/>Monica Brown, Feb. 24</p> <p>SWC All-Decade Team<br/>Selected on the 10th anniversary of women's championships in the Southwest Conference.</p> <p>First Team Delmonica DeHorney</p> |
|--|--|--|--|


## SWC HALL OF FAME

The Texas Sports Hall of Fame (TSHOF), in conjunction with the Arkansas Sports Hall of Fame and the Little Rock Touchdown Club, announced the selection of Bettye Fiscus into its 2015 class of inductees for the Southwest Conference Hall of Fame.


As the first female athlete inducted into the Arkansas Sports Hall of Honor in 1994, Bettye Fiscus set the definition by which all other Arkansas women's basketball players are judged. She was the first player to score over 1,000 points in a career, and broke the school record in only two seasons. She went on to become the only Razorback women's basketball player over 2,000 points, and until Razorback All-American Todd Day in the early 1990s, Fiscus was the University's all-time leading scorer. She averaged 18.5 points per game during her career. She was a Wade Trophy Award finalist, an award given to the nation's top women's player. Her jersey number - No. 5 - was the first to be retired by the University of Arkansas - male or female - and was placed in the trophy case and the rafters of Barnhill Arena. In 2015 during a special ceremony, a banner was raised in her honor in Bud Walton Arena, the current home of Razorback Basketball. She still holds 12 Arkansas overall individual records including total points, career scoring average, field goals and free throws and eight class records. When she completed her career, she not only was the all-time leading scorer, but the leader in rebounds as well with 785.



## NCAA WOMAN OF THE YEAR



**AMBER NICHOLAS**  
**1992 STATE WINNER**



**BLAIR SAVAGE**  
**1993 STATE WINNER**



**CHRISTY SMITH**  
**1998 STATE WINNER**

Started in 1991 to recognize female athletes, the NCAA Woman of the Year program showcases individuals who have been standouts in athletics, academics and community service.

The Razorback women's basketball team has three university and statewide selections in the NCAA Woman of the Year program.

The University of Arkansas has produced 10 of the first 11 Women of the Year for the state, including the first top 10 national finalist for the state of Arkansas -- track and field All-American Jessica Dailey.

Each NCAA member institution selects its university-wide Woman of the Year. Those nominations are forwarded to the state level where a panel of journalists and NCAA officials vote to select a representative for the state at the national level. These 51 state Women of the Year are honored at the NCAA Woman of the Year banquet where a top 10 and a single national Woman of the Year are chosen.

## OTHER HONORS

|  |  |  |  |
|--|--|--|--|
| <p>NCAA Woman of the Year<br/>Christy Smith, 1998<br/>State of Arkansas and National Finalist<br/>Blair Savage, 1993<br/>State of Arkansas and National Finalist<br/>Amber Nicholas, 1992<br/>State of Arkansas and National Finalist</p> <p>NCAA Postgraduate Scholarship<br/>Amber Nicholas, 1992–93</p> <p>Wade Trophy<br/>Shameka Christon, 2004 finalist<br/>Amber Nicholas, 1992 nominee<br/>Delmonica DeHorney, 1991 finalist<br/>Bettye Fiscus, 1985 finalist</p> <p>Naismith Award<br/>Shameka Christon, 2003 ballot, 2004 finalist<br/>Christy Smith, 1997 ballot<br/>Christy Smith, 1996 finalist<br/>Delmonica DeHorney, 1991 finalist</p> <p>Wooden Award<br/>Chelsea Dungee, 2021 National Ballot<br/>Shameka Christon, 2004 finalist</p> <p>Nancy Lieberman Award<br/>Destiny Slocum, 2021, Watch List<br/>Calli Berna, 2014, Watch List</p> <p>Ann Meyers Drysdale Award<br/>Chelsea Dungee, 2021, Finalist<br/>Chelsea Dungee, 2020, Watch List</p> <p>Ed Steitz Award<br/>Wendi Willits, 1999</p> <p>Senior CLASS Award Nominee<br/>Destiny Slocum, 2021<br/>Jessica Jackson, 2017</p> | <p>ESPN Three-Point Contest<br/>Chelsea Dungee, 2021<br/>Wendi Willits, 2001</p> <p>Sports Illustrated Player of the Week<br/>Delmonica DeHorney, March 1, 1990</p> <p>National Coach of the Year<br/>Gary Blair, Basketball Times, 1995<br/>Women's BB News Service, 1995</p> <p>USA Basketball Team Trials<br/>Aaliyah Wilson, 2017<br/>C'eira Ricketts, 2009<br/>Shameka Christon, 2009<br/>Ruby Vaden, 2003<br/>Danielle Allen, 2003<br/>Shameka Christon, 2001, 2002<br/>Christy Smith, 1997<br/>Shaka Massey, 1996</p> <p>USA Junior National Team<br/>Shameka Christon, 2001 (FIBA Jr World Bronze Medal)</p> <p>USA Young Women's Team<br/>Ruby Vaden, 2003 team alternate<br/>Shameka Christon, 2002 (COPABA Gold Medal)</p> <p>World University Games<br/>Christy Smith, 1997, Gold Medalist</p> <p>Jones Cup<br/>Gary Blair, 1996, Assistant Coach</p> <p>Olympic Festival Team<br/>Gary Blair, 1996, North team, head coach<br/>Christy Smith, 1995, North team<br/>Sha Hopson, 1991, South team</p> | <p>US Select Team Trials<br/>Marsha Lackey-Vining, 1978<br/>Debbie Roe, 1978<br/>Shameka Christon, 2009</p> <p>Bell Atlantic Scholar-Athlete Award<br/>Amber Nicholas, 1990</p> <p>Entergy Postgraduate Scholarship<br/>Blair Savage, 1993</p> <p>WBCA Robin Roberts Award<br/>Brittney Vaughn, 2008</p> <p>WBCA/Honda All-Star Challenge<br/>Christy Smith, 1998 (Selected, did not play due to Final Four)</p> <p>Athletes in Action (College)<br/>Sytia Messer, 1997 (Europe)<br/>Kimberly Wilson, 1995 (Africa)<br/>Cheryl Orcholski, 1983 (S. America)<br/>John Sutherland, 1983 (Asst. Coach, Asia)</p> <p>WBCA Good Works Nominee<br/>Melissa Wolff, 2015–16</p> <p>McDonald's HS All-American<br/>Jersey Wolfenbarger<br/>Maryam Dauda<br/>Sasha Goforth<br/>Amber Ramirez<br/>Lauren Ervin<br/>Brittany Vaughn<br/>Aaliyah Wilson</p> | <p>Athletes in Action (Pro)<br/>Karyn Karlin, 2000 &amp; 2001<br/>(USA Tour Team)<br/>Christy Smith, 2000, 1998 (USA Tour Team)<br/>Sytia Messer, 1999 (USA Tour Team)</p> <p>Athletic Int'l Ministries<br/>Karyn Karlin, 1999, Collegiate Athlete of the Year<br/>Christy Smith, 1998, Collegiate Athlete of the Year</p> <p>WNBA Camp<br/>Jessica Jackson, 2017<br/>Lauren Ervin, 2009<br/>Brittney Vaughn, 2008<br/>Shameka Christon, 2004<br/>Amy Wright, 2002<br/>Wendi Willits, 2001<br/>Karyn Karlin, 2000<br/>Christy Smith, 1998<br/>Kimberly Wilson, 1997</p> <p>U19 WORLD CHAMPIONSHIP<br/>C'eira Ricketts, 2009</p> <p>CollegeSports360.com<br/>Primetime Performer Honor Roll<br/>Sarah Watkins, 1/25/12</p> <p>WBCA Spalding Maggie Dixon DI<br/>Rookie Coach of the Year Finalist<br/>Jimmy Dykes, 2015</p> |
|--|--|--|--|



Senior guard Calli Berna's high school jersey (Fayetteville #14) hung from the rafters of the Women's Basketball Hall of Fame in Knoxville, Tenn.



Delmonica DeHorney (left) and Bettye Fiscus (right) were honored with their retired banners hung from the rafters in Bud Walton Arena during the 2014–15 season. They are joined by Senior Women's Administrator Julie Cromer.



# ALL TOURNAMENT TEAMS

|           |  |         |  |  |  |
|-----------|--|---------|--|--|--|
| 2020-21   | Gulf Coast Showcase<br>Chelsea Dungee  | 1997-98 | Arkansas Dial Classic VII<br>Sytia Messer, all-tourn.; Karyn Karlin, MVP<br>NCAA West Regional<br>Christy Smith, Treva Christensen, all-tourn.<br>Sytia Messer, MVP  | 1982-83  | Lady Razorback Invitational<br>Bettye Fiscus, MVP  |
| 2019-20   | Bahamas Hoopfest<br>Chelsea Dungee<br>Amber Ramirez<br>Taylah Thomas   | 1996-97 | Kona Classic<br>Karyn Karlin, Sytia Messer, all-tournament<br>Arkansas Dial Classic VI<br>Kim Wilson, Shaka Massey, all-tourn.;<br>Christy Smith, MVP  | 1981-82  | Lady Razorback Invitational<br>Bettye Fiscus, MVP<br>Northern Lights Invitational<br>Bettye Fiscus, all-tournament |
| 2018-19   | SEC Tournament<br>Chelsea Dungee<br>Music City Challenge (Nashville)<br>Chelsea Dungee   | 1995-96 | Women's Pre-Season NIT<br>Christy Smith, Kimberly Wilson, all-tournament<br>Arkansas Dial Classic V<br>Kimberly Wilson, Kelly Johnson, all-tourn.;<br>Christy Smith, MVP<br>Dr. Pepper Holiday Classic (Baylor)<br>Kimberly Wilson, all-tourn.; Kelly Johnson,<br>Hustle award; Christy Smith, MVP<br>National Women's Inv. Tournament<br>Kimberly Wilson, all-tournament                | 1980-81  | Lady Razorback Invitational<br>Kim Bunge, MVP  |
| 2016-17   | Nugget Classic (Reno)<br>Jessica Jackson, MVP<br>Alecia Cooley, all-tournament   | 1994-95 | United States Olympic Festival<br>Christy Smith, all-tournament<br>Seven-Up/Desert Classic (UNLV)<br>Stephanie Bloomer, all-tournament<br>Kimberly Wilson, all-tournament & MVP<br>Arkansas Dial Classic IV<br>Kim Wilson, Christy Smith, all-tournament<br>Kelly Johnson, MVP<br>FIU Sun & Fun Tournament<br>Stephanie Bloomer, all-tournament  | <b>CONFERENCE, NATIONAL LEADERS</b>              |  |
| 2014-15   | South Point Thanksgiving Shootout (Las Vegas)<br>Kelsey Brooks, MVP<br>Jessica Jackson, all-tournament   | 1993-94 | Rainbow Wahine Classic<br>Stephanie Bloomer, all-tournament<br>Arkansas Dial Classic III<br>Stephanie Bloomer, all-tourn.;<br>Shea Henderson, MVP  | Individual -- NCAA Division I                    |  |
| 2013-14   | New Mexico Thanksgiving Tournament (Albuquerque)<br>Jhasmin Bowen, MVP<br>Calli Berna, all-tournament  | 1992-93 | Arkansas Dial Classic II<br>Angela Davis, Blair Savage, all-tourn.;<br>Shea Henderson, MVP   | 1995 Christy Smith, free throw pct. 89.9         |  |
| 2012-13   | Mariott Wakiki Beach Resort Classic (Honolulu)<br>Keira Peak, MVP<br>Sarah Watkins, all-tournament   | 1991-92 | Arkansas Dial Classic<br>Angela Davis, Blair Savage, Amber<br>Nicholas, all-tournament; Nicholas, MVP<br>Lady Cougar Invitational (Houston)<br>Sha Hopson, all-tournament  | Team -- NCAA Division I                          |  |
| 2011-12   | WBI Tip-Off Classic (Daytona Beach)<br>Sarah Watkins, all-tournament<br>C'eira Ricketts, MVP   | 1990-91 | Arkansas Thanksgiving Tournament<br>Delmonica DeHorney, Amber Nicholas,<br>Christi Willson, all-tourn.; DeHorney, co-MVP<br>Washington State Dial Classic<br>Amber Nicholas, Delmonica DeHorney,<br>Blair Savage, Sally Moore, all-t.; Nicholas, MVP<br>Bell Atlantic Holiday (Rutgers)<br>Amber Nicholas, all-tournament<br>NCAA Midwest Regional<br>Delmonica DeHorney, all-tournament | 1991 Field Goal Pct. 52.3                        |  |
| 2010-11   | UTEP Thanksgiving Classic<br>Lyndsay Harris, Sarah Watkins, all-tournament<br>C'eira Ricketts, Defensive MVP   | 1989-90 | Arkansas Thanksgiving Tournament<br>Juliet Jackson, Sally Moore, Blair Savage,<br>all-tournament; Jackson and Moore, co-MVP<br>Arizona State Dial Classic<br>Juliet Jackson, Delmonica DeHorney, att; Amber Nicholas, MVP<br>NCAA West Regional<br>Delmonica DeHorney, all-tournament  | Individual -- SEC                                |  |
| 2008-09   | Commerce Bank Wildcat Classic<br>Whitney Jones, C'eira Ricketts, all-tournament<br>Junkanoo Jam<br>Lyndsay Harris, all-tournament  | 1988-89 | Auburn Dial Classic<br>Shelly Wallace, all-tournament<br>Ladyjack (SFA) Dial Classic<br>Shelly Wallace, all-tournament<br>BG (Bowling Green) Invitational<br>Lanell Dawson, all-tournament   | 2021 Chelsea Dungee/PPG 22.3                     |  |
| 2007-08   | UTSA Thanksgiving Classic<br>Whitney Jones, Lauren Ervin, all-tournament<br>Blue Sky Holiday Classic (Dartmouth)<br>Lauren Ervin, MVP<br>Brittney Vaughn, all-tournament   | 1986-87 | Lady Rebel (Ole Miss) Dial Classic<br>Debra Williams, all-tournament<br>National Women's Inv. Tournament<br>Lanell Dawson, Monica Brown, all-tournament;<br>Tracy Webb, MVP  | 2021 Chelsea Dungee/FTM 6.6                      |  |
| 2006-07   | Hawaiian Airlines Rainbow Wahine Classic<br>Donica Cosby, all-tournament   | 1985-86 | Minnesota Dial Classic<br>Bettye Fiscus, Amanda Holley   | 2021 Amber Ramirez/3PT PCT 43.5                  |  |
| 2005-06   | Florida International Holiday Classic<br>Kristin Moore, Rochelle Vaughn, all-tournament  |         |  | 2020 Amber Ramirez/3PM 50                        |  |
| 2004-05   | Flint Hills Resources Holiday Classic<br>Kristin Peoples, all-tournament   |         |  | 2020 Amber Ramirez/3PT PCT 46.3                  |  |
| 2003-04   | LMU Thanksgiving Classic<br>Shameka Christon, MVP;<br>Rochelle Vaughn, all-tournament  |         |  | 2019 Chelsea Dungee/FTM 6.2                      |  |
| 2002-03   | Paradise Jam<br>India Lewis, Shameka Christon, all-tournament<br>Gene Hackerman (Rice)<br>India Lewis, MVP<br>Shameka Christon, all-tournament   |         |  | 2013 Calli Berna (all games), asst/to ratio 2.85 |  |
| 2000-01   | Rainbow Wahine Invitational<br>Wendi Willits, Lonniya Bragg, all-tournament  |         |  | 2012 Sarah Watkins (tie), blocks 2.5 bpg         |  |
| 1999-2000 | Princeton Invitational<br>India Lewis, all-tourn.; Wendi Willits, MVP  |         |  | Ashley Daniels, Off Reb. 3.3 orpg                |  |
| 1998-99   | Four in the Fall (WBCA)<br>Karyn Karlin, all-tournament  |         |  | 2011 Lyndsay Harris, 3pt made 81/2.8 per         |  |
|           | Arkansas Invitational<br>Wendi Willits, all-tourn.; Karyn Karlin, MVP<br>Lady Griz Holiday Classic (Montana)<br>Kamara Stancle, all-tourn.; Karyn Karlin, MVP<br>Women's NIT<br>Sytia Messer, all-tourn.; Lonniya Bragg, MVP |         |  | 2004 Shameka Christon, scoring 611 pts/21.8 ppg  |  |
|           |  |         |  | 2002 India Lewis, 3pt made 89/2.8 per            |  |
|           |  |         |  | 1999 Wendi Willits, 3pt pct. 46.0                |  |
|           |  |         |  | Wendi Willits, 3pt made 104/3.2 per              |  |
|           |  |         |  | 1996 Kimberly Wilson, 3pt pct. 46.4              |  |
|           |  |         |  | 1995 Christy Smith, free throw pct. 89.9         |  |
|           |  |         |  | Team -- SEC                                      |  |
|           |  |         |  | 2021 Scoring Offense 82.3                        |  |
|           |  |         |  | 2021 3PT PCT 38.9                                |  |
|           |  |         |  | 2021 3PT Made 9.5                                |  |
|           |  |         |  | 2021 TO Margin +6.4                              |  |
|           |  |         |  | 2014 Scoring Defense (all games) 54.1 ppg        |  |

# IN THE PROS



*Chelsea Dungee with the Dallas Wings; Wendi Willits with the Los Angeles Sparks; Christy Smith with the Charlotte Sting; Brittney Vaughn with the Minnesota Lynx*

Celia Anderson  
Alexander the Great (Greece), 2001

Lonniya Bragg  
Atlanta Flame (WBCBL), 2006 [MVP, 2006]  
Sundsvall Saints (Sweden), 2008

Dana Cherry  
Charlotte Sting (WNBA) [23rd pick overall; 2nd rd, 2003 draft]

Treva Christensen  
Insolo (Finland), 2002

Shameka Christon  
Phoenix Mercury (2015–16)  
San Antonio Stars (2012–2014)  
Chicago Sky (2010–11)  
New York Liberty (WNBA), 2004–2009  
(5th pick overall; 1st round, 2004 draft, WNBA All-Star Team, 2009)  
Rivas Futura (Spain) 2006  
Elizur Ramla (Israel D. I), 2004–05  
Hondarribia-Irun (Spain), 2008  
Orenburg (Russia), 2009

Alecia Cooley  
Herner TC (Germany), 2017–18

Ashley Daniels  
Freiburg (Sweden) 2012  
Mark Basket (Sweden) 2013–present

Delmonica DeHorney  
Japan Air Lines, 1991

Chelsea Dungee  
Dallas Wings (WNBA)  
(5th pick overall, 1st round, 2021 draft)

Lauren Ervin  
Connecticut Sun (WNBA), 2008–09  
(37th pick overall, 3rd round, 2008 draft)  
Sundsvall Saints (Sweden) 2009  
Phoenix Mercury  
Faenza (Italy), 2010–11  
Washington Mystics  
Ceyhan Bid (Turkey)  
Leonas De Ponce (Puerto Rico)

Lyndsay Harris  
Hondarribia (Hondarribia, Spain), 2013

Jessica Jackson  
Los Angeles Sparks (WNBA), 2017 camp  
Bellinzona (Switzerland), 2017–18

Whitney Jones  
Volsun KP Brno (ZBL); Gesam Gas Le Mura Lucca (Italy); Bursa BSB (Turkey); Evo New Basket Oberhausen (Germany)

Karyn Karlin  
Birmingham Power (ABL), 2002  
Miami Sol (WNBA), 2002 camp  
BC Nokia (Finland), 2001  
Calais (France), 2001

India Lewis  
BL Levy (Holland), 2004

Shaka Massey  
Charlotte Sting (WNBA), 2000  
(59th pick overall; 4th round, 2000 draft)

Raven Northcross-Baker  
Vellaznimi (Kosovan Superleague), 2020

Cheryl Orcholski  
Columbus Minks (WBA), 1984 [40th pick of 1984 draft] Keira Peak  
PeKa (Finland), 2014

C'eira Ricketts  
Phoenix Mercury (WNBA), 2012  
(24th pick overall; 2nd round, 2012 draft)

Destiny Slocum  
Las Vegas Aces (WNBA)  
(14th pick overall; 2nd round, 2021 WNBA Draft)

Christy Smith  
Charlotte Sting (WNBA), 1998 & 1999  
(17th pick overall; 2nd round, 1998 draft)

Alexis Tolefree  
Pristina (Kosovan Superleague), 2020

Brittney Vaughn  
Minnesota Lynx (WNBA), 2008  
Visby (Sweden), 2008–09

Rochelle Vaughn  
Dallas Lady Diesel (WBCBL), 2006  
Russia, 2008–09

Sarah Watkins  
Slovanka MB (Czech Republic), 2013

Wendi Willits  
Los Angeles Sparks (WNBA), 2001 [Free agent]

Amy Wright  
Detroit Shock (WNBA), 2002





# IN THE CLASSROOM

## COSIDA ACADEMIC ALL-AMERICA

|         |                                  |
|---------|----------------------------------|
| 2007-08 | Sarah Pfeifer, national ballot   |
| 2006-07 | Sarah Pfeifer, national ballot   |
| 2005-06 | Kristin Peoples, 3rd Team        |
| 2004-05 | Kristin Peoples, national ballot |
| 1990-91 | Amber Nicholas, 2nd Team         |
| 1989-90 | Amber Nicholas, 3rd Team         |

## COSIDA ACADEMIC ALL-DISTRICT

|         |                           |
|---------|---------------------------|
| 2017-18 | Keiryn Swenson, 1st Team  |
| 2012-13 | Calli Berna, 1st Team     |
| 2007-08 | Sarah Pfeifer, 1st Team   |
|         | Brittney Vaughn, 2nd Team |
| 2006-07 | Sarah Pfeifer, 1st Team   |
| 2005-06 | Kristin Peoples, 1st Team |
| 2004-05 | Kristin Peoples, 1st Team |
|         | Sarah Pfeifer, 2nd Team   |
| 1990-91 | Amber Nicholas, 1st Team  |
|         | Sally Moore, 2nd Team     |

## SOUTHEASTERN CONFERENCE ACADEMIC HONOR ROLL

| YEAR    | NAME               | MAJOR                       |
|---------|--------------------|-----------------------------|
| 1991-92 | Amber Nicholas     | Kinesiology                 |
| 1991-92 | Blair Savage       | Secondary Education-Math    |
| 1992-93 | Angela Davis       | Secondary Education-English |
| 1992-93 | Blair Savage       | Secondary Education-Math    |
| 1995-96 | Christy Smith      | Exercise Sciences           |
| 1996-97 | Kimberly Wilson    | Education                   |
| 1996-97 | Christy Smith      | Exercise Sciences           |
| 1996-97 | Shaka Massey       | Education                   |
| 1996-97 | Carrie Parker      | Journalism                  |
| 1996-97 | Taqueta Roberson   | Education                   |
| 1996-97 | Tiffany Wright     | Broadcast Journalism        |
| 1997-98 | Karyn Karlin       | Exercise Sciences           |
| 1997-98 | Carrie Satterfield | Kinesiology/K-12            |
| 1997-98 | Christy Smith      | Exercise Sciences           |
| 1997-98 | Tiffany Wright     | Broadcast Journalism        |
| 1998-99 | Karyn Karlin       | Exercise Sciences           |
| 1998-99 | Wendi Willits      | Exercise Sciences           |
| 1999-00 | Amy Wright         | Marketing                   |
| 1999-00 | Wendi Willits      | Exercise Sciences           |
| 1999-00 | Brandi Whitehead   | Exercise Sciences           |
| 1999-00 | Karyn Karlin       | Exercise Sciences           |
| 1999-00 | Celia Anderson     | Communications              |
| 2000-01 | Wendi Willits      | Exercise Sciences           |
| 2000-01 | Celia Anderson     | Communications              |
| 2001-02 | Celia Anderson     | Communications              |
| 2001-02 | Wendi Willits      | Kinesiology                 |
| 2001-02 | Shanna Harmon      | Communications              |
| 2002-03 | India Lewis        | Marketing                   |
| 2002-03 | Shanna Harmon      | Communications              |
| 2003-04 | Kristin Peoples    | Biology                     |
| 2003-04 | Sarah Pfeifer      | Industrial Engineering      |
| 2003-04 | April Seggebruch   | Marketing                   |
| 2003-04 | Rochelle Vaughn    | Communications              |
| 2004-05 | Sarah Pfeifer      | Industrial Engineering      |
| 2004-05 | Sarah Pfeifer      | Industrial Engineering      |
| 2004-05 | April Seggebruch   | Marketing                   |
| 2004-05 | Rochelle Vaughn    | Communications              |
| 2004-05 | Kristin Peoples    | Biology                     |
| 2004-05 | Melissa Hobbs      | Kinesiology                 |
| 2004-05 | Adrienne Bush      | Information Systems         |
| 2005-06 | Leslie Howard      | Psychology                  |
| 2005-06 | Sarah Pfeifer      | Industrial Engineering      |
| 2005-06 | Kristin Peoples    | Biology                     |
| 2005-06 | Melissa Hobbs      | Kinesiology                 |
| 2005-06 | Brittney Vaughn    | Journalism                  |
| 2006-07 | Brittney Vaughn    | Journalism                  |
| 2006-07 | Leslie Howard      | Psychology                  |
| 2006-07 | Sarah Pfeifer      | Industrial Engineering      |
| 2007-08 | Sarah Pfeifer      | Recreation                  |
| 2007-08 | Brittney Vaughn    | Journalism                  |
| 2008-09 | Ashlea Williams    | Kinesiology                 |
| 2008-09 | Ayana Brereton     | Sociology                   |

|         |                        |  |
|---------|------------------------|--|
| 2008-09 | Brittney Richardson    | Kinesiology                                      |
| 2009-10 | Brittney Richardson    | Kinesiology                                      |
| 2009-10 | Ashlea Williams        | Biology  |
| 2010-11 | Julie Inman            | Biology  |
| 2010-11 | Sarah Watkins          | Kinesiology                                      |
| 2011-12 | Erin Gatling           | Kinesiology                                      |
| 2011-12 | Julie Inman            | Biology  |
| 2011-12 | Lyndsay Harris         | Criminal Justice                                 |
| 2011-12 | C'eira Ricketts        | Kinesiology                                      |
| 2012-13 | Joey Bailey            | Journalism                                       |
| 2012-13 | Calli Berna            | Broadcast Journalism                             |
| 2013-14 | Joey Bailey            | Journalism                                       |
| 2013-14 | Calli Berna            | Broadcast Journalism                             |
| 2013-14 | Ana-Carolota Fausurier | Psychology                                       |
| 2013-14 | Melissa Wolff          | Exercise Science                                 |
| 2014-15 | Joey Bailey            | Master's Business Admin                          |
| 2014-15 | Calli Berna            | Journalism                                       |
| 2014-15 | Jhasmin Bowen          | Marketing  |
| 2014-15 | Kelsey Brooks          | Rec. & Sports Management                         |
| 2014-15 | Melissa Wolff          | Kinesiology                                      |
| 2015-16 | Melissa Wolff          | Kinesiology                                      |
| 2015-16 | Kelsey Brooks          | Rec. & Sports Management                         |
| 2016-17 | Devin Cospier          | Communication                                    |
| 2016-17 | Malica Monk            | Recreation and Sport Management                  |
| 2016-17 | Keiryn Swenson         | Accounting                                       |
| 2016-17 | Bailey Zimmerman       | Apparel Merchandising/<br>Production Development |
| 2017-18 | Malica Monk            | Recreation and Sport Management                  |
| 2017-18 | Sydney Stout           | Marketing  |
| 2017-18 | Keiryn Swenson         | Accounting                                       |
| 2017-18 | Bailey Zimmerman       | Apparel Merchandising/<br>Production Development |
| 2018-19 | Malica Monk            | Recreation and Sport Management                  |
| 2018-19 | Grayce Spangler        | Journalism                                       |
| 2018-19 | Sydney Stout           | Marketing  |
| 2018-19 | Keiryn Swenson         | Accounting                                       |
| 2018-19 | Taylah Thomas          | Public Health                                    |
| 2018-19 | Macy Weaver            | Supply Chain Management                          |
| 2018-19 | Bailey Zimmerman       | Apparel Merchandising                            |
| 2019-20 | Taylah Thomas          | Public Health                                    |
| 2019-20 | Grayce Spangler        | Journalism                                       |
| 2019-20 | Macy Weaver            | Supply Chain Management                          |
| 2020-21 | Makayla Daniels        | Rec & Sport Management                           |
| 2020-21 | Avery Hughes           | Public Health                                    |
| 2020-21 | Jailyn Mason           | Communication                                    |
| 2020-21 | Destinee Oberg         | Psychology                                       |
| 2020-21 | Grayce Spangler        | Journalism                                       |
| 2020-21 | Taylah Thomas          | Public Health                                    |
| 2020-21 | Macy Weaver            | Supply Chain Management                          |

## SEC FIRST-YEAR ACADEMIC HONOR ROLL

| YEAR    | NAME                | MAJOR                      |
|---------|---------------------|----------------------------|
| 1993-94 | Kimberly Wilson     | Education                  |
| 2005    | Brittney Vaughn     | Journalism                 |
| 2008    | Brittney Richardson | Kinesiology                |
| 2008    | Ashlea Williams     | Biology                    |
| 2008-09 | Julie Inman         | Undecided                  |
| 2009-10 | Brittney Richardson | Kinesiology                |
| 2009-10 | Ashlea Williams     | Biology                    |
| 2010-11 | Julie Inman         | Biology                    |
| 2010-11 | Sarah Watkins       | Kinesiology                |
| 2011-12 | Joey Bailey         | Arts and Sciences          |
| 2011-12 | Calli Berna         | Edu. & Health Professions  |
| 2011-12 | Jhasmin Bowen       | Business                   |
| 2012-13 | Dominique Wilson    | Kinesiology                |
| 2012-13 | Melissa Wolff       | Kinesiology                |
| 2013-14 | McKenzie Adams      | Exercise Science           |
| 2013-14 | Kelsey Brooks       | Rec. & Sports Management   |
| 2013-14 | Jessica Jackson     | Applied Exercise Science   |
| 2013-14 | Bria Pitts          | Applied Exercise Science   |
| 2014-15 | McKinley Bostad     | Kinesiology                |
| 2015-16 | Keiryn Swenson      | Accounting                 |
| 2015-16 | Devin Cospier       | Communication              |
| 2016-17 | Sydney Stout        | Management/Human Resources |
| 2017-18 | Grayce Spangler     | Journalism: Broadcast      |
| 2017-18 | Taylah Thomas       | Public Health              |

|         |             |                         |
|---------|-------------|-------------------------|
| 2017-18 | Macy Weaver | Supply Chain Management |
|---------|-------------|-------------------------|

## ARKANSAS ACADEMIC CHAMPIONS (4.00)

| YEAR        | NAME             | MAJOR                   |
|-------------|------------------|-------------------------|
| Fall 1989   | Sally Moore      | Kinesiology             |
| Fall 1989   | Amber Nicholas   | Kinesiology             |
| Spring 1990 | Sally Moore      | Kinesiology             |
| Spring 1990 | Amber Nicholas   | Kinesiology             |
| Spring 1991 | Amber Nicholas   | Kinesiology             |
| Fall 1991   | Amber Nicholas   | Kinesiology             |
| Fall 2000   | Sarah Lundberg   | Marketing               |
| Spring 2001 | Sarah Lundberg   | Marketing               |
| Spring 2003 | Sarah Pfeifer    | Industrial Engineering  |
| Fall 2003   | Sarah Pfeifer    | Industrial Engineering  |
| Spring 2004 | Kristin Peoples  | Biology                 |
| Spring 2004 | Sarah Pfeifer    | Industrial Engineering  |
| Fall 2004   | Kristin Peoples  | Biology                 |
| Fall 2004   | Sarah Pfeifer    | Industrial Engineering  |
| Spring 2005 | Kristin Peoples  | Biology                 |
| Spring 2005 | Sarah Pfeifer    | Industrial Engineering  |
| Spring 2006 | Melissa Hobbs    | Kinesiology             |
| Spring 2006 | Kristin Peoples  | Biology                 |
| Spring 2006 | Rochelle Vaughn  | Recreation              |
| Fall 2006   | Sarah Pfeifer    | Industrial Engineering  |
| Fall 2006   | Brittney Vaughn  | Broadcast Journalism    |
| Spring 2008 | Sarah Pfeifer    | Recreation              |
| Spring 2011 | Ashlea Williams  | Kinesiology             |
| Spring 2012 | Julie Inman      | Biology                 |
| Fall 2012   | Melissa Wolff    | Exercise Science        |
| Spring 2013 | Julie Inman      | Biology                 |
| Spring 2013 | Calli Berna      | Journalism              |
| Fall 2013   | Joey Bailey      | Journalism              |
| Spring 2014 | Melissa Wolff    | Exercise Science        |
| Fall 2014   | Melissa Wolff    | Exercise Science        |
| Spring 2015 | Calli Berna      | Journalism              |
| Spring 2015 | Melissa Wolff    | Kinesiology             |
| Fall 2015   | Kelsey Brooks    | Rec. & Sport Management |
| Fall 2015   | Keiryn Swenson   | Accounting              |
| Spring 2016 | Keiryn Swenson   | Accounting              |
| Spring 2016 | Melissa Wolff    | Exercise Science        |
| Fall 2016   | Keiryn Swenson   | Accounting              |
| Spring 2017 | Sydney Stout     | Management              |
| Spring 2017 | Keiryn Swenson   | Accounting              |
| Spring 2017 | Bailey Zimmerman | Pre-Business            |
| Fall 2017   | Brenna McClure   | Social Work             |
| Fall 2017   | Sydney Stout     | Management              |
| Fall 2017   | Keiryn Swenson   | Accounting              |
| Spring 2018 | Sydney Stout     | Management              |
| Spring 2018 | Keiryn Swenson   | Accounting              |

## ARKANSAS ATHLETIC DIRECTOR'S LIST (3.99-3.5)

| YEAR        | NAME            | MAJOR                |
|-------------|-----------------|----------------------|
| Fall 1989   | Blair Savage    | Secondary Education  |
| Spring 1990 | Sue Pack        | NA                   |
| Spring 1990 | Blair Savage    | Secondary Education  |
| Fall 1990   | Angie Gore      | Social Work          |
| Fall 1990   | Sally Moore     | Kinesiology          |
| Fall 1990   | Amber Nicholas  | Kinesiology          |
| Spring 1991 | Angela Gore     | Social Work          |
| Spring 1991 | Sally Moore     | Kinesiology          |
| Fall 1991   | Angela Davis    | Secondary Education  |
| Spring 1993 | Angela Davis    | Secondary Education  |
| Spring 1994 | Tracy Eaton     | Kinesiology          |
| Fall 1995   | Carrie Parker   | Journalism           |
| Spring 1996 | Kimberly Wilson | Kinesiology          |
| Fall 1996   | Carrie Parker   | Journalism           |
| Fall 1996   | Kimberly Wilson | Kinesiology          |
| Spring 1997 | Carrie Parker   | Journalism           |
| Spring 1997 | Kimberly Wilson | Exercise Science     |
| Spring 1997 | Tiffany Wright  | Broadcast Journalism |
| Fall 1997   | Tiffany Wright  | Broadcast Journalism |
| Fall 1998   | Wendi Willits   | Exercise Science     |
| Spring 1998 | Wendi Willits   | Exercise Science     |
| Spring 1998 | Tiffany Wright  | Broadcast Journalism |
| Spring 2002 | India Lewis     | Marketing            |

# IN THE CLASSROOM

|             |                        |                          |             |                    |                      |             |                        |                             |
|-------------|------------------------|--------------------------|-------------|--------------------|----------------------|-------------|------------------------|-----------------------------|
| Spring 2002 | Cara Wright            | Liberal Arts             | Fall 1992   | Kelly Johnson      | Biology              | Fall 2005   | Dominique Washington   | Sociology                   |
| Spring 2003 | Rochelle Vaughn        | Communications           | Fall 1992   | Debbie Olivas      | Political Science    | Spring 2006 | Kristina Andjelkovic   | Business                    |
| Spring 2003 | Brooke Lawrence        | NA                       | Fall 1992   | Blair Savage       | Secondary Education  | Spring 2006 | Leslie Howard          | Psychology                  |
| Fall 2003   | Kristin Peoples        | Biology                  | Fall 1992   | Allyson Twiggs     | Communication        | Spring 2006 | Sheree Thompson        | Kinesiology                 |
| Fall 2003   | Rochelle Vaughn        | Communications           | Spring 1993 | Stephanie Bloomer  | Undecided            | Fall 2006   | Whitney Jones          | Psychology                  |
| Spring 2004 | Melissa Hobbs          | Kinesiology              | Spring 1993 | Kelly Johnson      | Biology              | Spring 2007 | Leslie Howard          | Psychology                  |
| Spring 2004 | April Seggebruch       | Marketing                | Spring 1993 | Blair Savage       | Secondary Education  | Spring 2007 | Kendra Roberts         | Health Science              |
| Spring 2004 | Sheree Thompson        | Kinesiology              | Fall 1993   | Tracy Eaton        | Kinesiology          | Spring 2007 | Dominique Washington   | Sociology                   |
| Fall 2004   | Melissa Hobbs          | Kinesiology              | Fall 1993   | Debbie Olivas      | Political Science    | Fall 2007   | Whitney Jones          | Kinesiology                 |
| Spring 2005 | Melissa Hobbs          | Kinesiology              | Fall 1993   | Carrie Parker      | Pre-Med              | Fall 2007   | Ashlea Williams        | Biology                     |
| Fall 2005   | Melissa Hobbs          | Kinesiology              | Fall 1993   | Michelle Thacker   | Communication        | Spring 2008 | Lauren Ervin           | NA                          |
| Fall 2005   | Kristin Peoples        | Biology                  | Spring 1994 | Stephanie Bloomer  | Criminal Justice     | Spring 2008 | Ayana Brereton         | Sociology                   |
| Fall 2005   | Sarah Pfeifer          | Industrial Engineering   | Spring 1994 | Debbie Olivas      | Criminal Justice     | Fall 2008   | Ayana Brereton         | Sociology                   |
| Spring 2006 | Brittney Vaughn        | Journalism               | Fall 1994   | Christy Smith      | Liberal Arts         | Fall 2008   | Charity Ford           | Kinesiology                 |
| Spring 2007 | Ayana Brereton         | Sociology                | Spring 1995 | Christy Smith      | Kinesiology          | Fall 2008   | Julie Inman            | Pre-Med                     |
| Spring 2007 | Sarah Pfeifer          | Recreation               | Fall 1995   | Christy Smith      | Kinesiology          | Fall 2008   | Ashlea Williams        | Biology                     |
| Spring 2007 | Brittney Vaughn        | Journalism               | Fall 1995   | Tiffany Wright     | Journalism           | Spring 2009 | Ayana Brereton         | Sociology                   |
| Fall 2007   | Sarah Pfeifer          | Recreation               | Spring 1996 | Treva Christensen  | Business             | Spring 2009 | Charity Ford           | Business                    |
| Fall 2007   | Brittney Vaughn        | Journalism               | Spring 1996 | Kelly Johnson      | Biology              | Spring 2009 | Lyndsay Harris         | Biology                     |
| Spring 2008 | Brittney Richardson    | Kinesiology              | Spring 1996 | Roxanne McCrory    | Accounting           | Spring 2009 | C'eira Ricketts        | Kinesiology                 |
| Fall 2008   | Brittney Richardson    | Kinesiology              | Spring 1996 | Carrie Parker      | Journalism           | Spring 2010 | Caroline Powell        | BioEngineering              |
| Spring 2009 | Julie Inman            | Pre-Med                  | Spring 1996 | Christy Smith      | Kinesiology          | Spring 2010 | Ashlea Williams        | Biology                     |
| Spring 2009 | Brittney Richardson    | Kinesiology              | Fall 1996   | Karyn Karlin       | Pre-PT               | Fall 2010   | Kelsey Hatcher         | Communications              |
| Fall 2009   | Skye Rees              | Childhood Development    | Fall 1996   | Shaka Massey       | Kinesiology          | Fall 2010   | Caroline Powell        | Biological Engineering      |
| Fall 2009   | Brittney Richardson    | Kinesiology              | Fall 1996   | Roxanne McCrory    | Accounting           | Fall 2010   | Brittney Richardson    | Kinesiology                 |
| Fall 2009   | Ashlea Williams        | Biology                  | Fall 1996   | Tiffany Wright     | Broadcast Journalism | Fall 2010   | Sarah Watkins          | Kinesiology                 |
| Spring 2010 | Brittney Richardson    | Kinesiology              | Spring 1997 | Karyn Karlin       | Pre-PT               | Fall 2010   | Ashlea Williams        | Biology                     |
| Fall 2010   | Lyndsay Harris         | Criminal Justice         | Spring 1997 | Shaka Massey       | Exercise Science     | Spring 2011 | Brittney Richardson    | Kinesiology                 |
| Fall 2010   | Julie Inman            | Biology                  | Spring 1997 | Christy Smith      | Exercise Science     | Spring 2011 | Caroline Powell        | Biological Engineering      |
| Fall 2011   | Joey Bailey            | Journalism               | Fall 1997   | Carrie Satterfield | Education            | Spring 2011 | C'eira Ricketts        | Kinesiology                 |
| Fall 2011   | Calli Berna            | Broadcast Journalism     | Fall 1997   | Brandi Whitehead   | Exercise Science     | Spring 2011 | Kelsey Hatcher         | Communications              |
| Fall 2011   | C'eira Ricketts        | Kinesiology              | Fall 1997   | Wendi Willits      | Exercise Science     | Spring 2011 | Skye Rees              | Childhood Development       |
| Spring 2012 | Joey Bailey            | Journalism               | Fall 1998   | Treva Christensen  | Marketing            | Fall 2011   | Lyndsay Harris         | Criminal Justice            |
| Spring 2012 | Calli Berna            | Broadcast Journalism     | Fall 1998   | Joy Oakley         | Exercise Science     | Spring 2012 | Lyndsay Harris         | Criminal Justice            |
| Spring 2012 | Jhasmin Bowen          | Business                 | Fall 1998   | Carrie Satterfield | Education            | Spring 2012 | Kelsey Hatcher         | Communications              |
| Spring 2012 | Erin Gatling           | Kinesiology              | Fall 1998   | Brandi Whitehead   | Exercise Science     | Spring 2012 | C'eira Ricketts        | Kinesiology                 |
| Fall 2012   | Joey Bailey            | Journalism               | Spring 1998 | Karyn Karlin       | Kinesiology          | Fall 2012   | Lyndsay Harris         | Criminal Justice            |
| Fall 2012   | Calli Berna            | Broadcast Journalism     | Spring 1998 | Celia Anderson     | Liberal Arts         | Spring 2013 | Joey Bailey            | Journalism                  |
| Fall 2012   | Erin Gatling           | Kinesiology              | Spring 1998 | Treva Christensen  | Marketing            | Spring 2013 | Calli Berna            | Broadcast Journalism        |
| Fall 2012   | C'eira Ricketts        | Kinesiology              | Fall 1999   | Celia Anderson     | Communication        | Spring 2013 | Jhasmin Bowen          | Business                    |
| Spring 2013 | Lyndsay Harris         | Criminal Justice         | Spring 2000 | Celia Anderson     | Communication        | Spring 2013 | Erin Gatling           | Kinesiology                 |
| Spring 2013 | Kelsey Hatcher         | Communication            | Spring 2000 | Karyn Karlin       | Kinesiology          | Spring 2013 | Dominique Wilson       | Kinesiology                 |
| Spring 2013 | C'eira Ricketts        | Kinesiology              | Spring 2000 | India Lewis        | Business             | Fall 2013   | Jhasmin Bown           | Business                    |
| Spring 2013 | Erin Gatling           | Kinesiology              | Spring 2000 | Amy Wright         | Marketing            | Fall 2013   | Kelsey Brooks          | Rec & Sport Management      |
| Spring 2013 | Melissa Wolff          | Exercise Science         | Spring 2000 | Donesha Williams   | Marketing            | Fall 2013   | Ana-Carolota Fausurier | Psychology                  |
| Spring 2013 | Ana-Carolota Fausurier | Psychology               | Fall 2000   | Celia Anderson     | Communication        | Fall 2013   | Bria Pitts             | Applied Exercise Science    |
| Spring 2013 | Joey Bailey            | Sport Management         | Fall 2000   | Carla Rhodes       | Chemical Engineering | Spring 2014 | Joey Bailey            | Journalism                  |
| Fall 2013   | Calli Berna            | Broadcast Journalism     | Fall 2000   | Wendi Willits      | Kinesiology          | Spring 2014 | Ana-Carolota Fausurier | Psychology                  |
| Fall 2013   | Melissa Wolff          | Exercise Science         | Spring 2001 | Wendi Willits      | Exercise Science     | Spring 2014 | Jessica Jackson        | Applied Exercise Science    |
| Spring 2014 | McKenzie Adams         | Exercise Science         | Spring 2001 | Shameka Christon   | Pre-Med              | Spring 2014 | Bria Pitts             | Applied Exercise Science    |
| Spring 2014 | Calli Berna            | Broadcast Journalism     | Spring 2001 | Shanna Harmon      | Communication        | Spring 2014 | Khadiah West           | Kinesiology P-12            |
| Spring 2014 | Kelsey Brooks          | Rec. & Sport Management  | Spring 2001 | Wendi Willits      | Exercise Science     | Fall 2014   | Joey Bailey            | Graduate School             |
| Fall 2014   | Calli Berna            | Broadcast Journalism     | Fall 2001   | India Lewis        | Marketing            | Fall 2014   | McKinley Bostad        | Kinesiology                 |
| Fall 2014   | Joey Bailey            | Sport Management         | Spring 2002 | Dana Cherry        | Kinesiology          | Fall 2014   | Jhasmin Bowen          | Business                    |
| Fall 2014   | Melissa Wolff          | Kinesiology              | Spring 2002 | Shanna Harmon      | Communication        | Fall 2014   | Kelsey Brooks          | Rec & Sport Management      |
| Fall 2015   | Bailey Zimmerman       | Pre-Business             | Spring 2003 | Lakisha Harper     | NA                   | Spring 2015 | Joey Bailey            | Graduate School/Sport Mang. |
| Fall 2015   | Bailey Zimmerman       | Pre-Business             | Spring 2003 | India Lewis        | Marketing            | Spring 2015 | McKinley Bostad        | Kinesiology                 |
| Fall 2017   | Grayce Spangler        | Journalism: Broadcast    | Spring 2003 | Katrina Nesby      | NA                   | Spring 2015 | Jhasmin Bowen          | Business                    |
| Fall 2017   | Taylah Thomas          | Public Health            | Fall 2003   | Adrienne Bush      | Business Systems     | Spring 2015 | Kelsey Brooks          | Rec & Sport Management      |
| Fall 2017   | Macy Weaver            | Supply Chain Management  | Fall 2003   | Shanna Harmon      | Communications       | Fall 2015   | Devin Cosper           | Communication               |
| Fall 2017   | Bailey Zimmerman       | Apparel Merch/Production | Fall 2003   | Kristin Moore      | Business             | Fall 2015   | Tatiana Smith          | Criminal Justice            |
| Spring 2018 | Devin Cosper           | Communication            | Spring 2004 | Danielle Allen     | Communications       | Spring 2016 | Kelsey Brooks          | Rec & Sport Management      |
| Spring 2018 | Brenna McClure         | Social Work              | Spring 2004 | Adrienne Bush      | Business Systems     | Spring 2016 | Alecia Cooley          | Communication               |
| Spring 2018 | Grayce Spangler        | Journalism: Broadcast    | Spring 2004 | Shanna Harmon      | Communications       | Spring 2016 | Devin Cosper           | Communication               |
| Spring 2018 | Taylah Thomas          | Public Health            | Spring 2004 | Ruby Vaden         | Communications       | Spring 2016 | Bruinna Freeman        | Psychology                  |
| Spring 2018 | Macy Weaver            | Supply Chain Management  | Spring 2004 | Rochelle Vaughn    | Communications       | Fall 2016   | Devin Cosper           | Communication               |
|             |                        |                          | Fall 2004   | Adrienne Bush      | Information Systems  | Fall 2016   | Malica Monk            | Rec & Sport Management      |
|             |                        |                          | Fall 2004   | April Seggebruch   | Marketing            | Fall 2016   | Sydney Stout           | Management                  |
|             |                        |                          | Fall 2004   | Allison Singleton  | Accounting           | Spring 2017 | Devin Cosper           | Communication               |
|             |                        |                          | Fall 2004   | Brittney Vaughn    | Journalism           | Spring 2017 | Jessica Jackson        | Rec & Sport Management      |
|             |                        |                          | Fall 2004   | Rochelle Vaughn    | Communications       | Fall 2017   | Chelsea Dungee         | Rec & Sport Management      |
|             |                        |                          | Spring 2005 | Adrienne Bush      | Information Systems  | Fall 2017   | Malica Monk            | Rec & Sport Management      |
|             |                        |                          | Spring 2005 | April Seggebruch   | Marketing            | Fall 2017   | Raven Northcross-Baker | Criminal Justice            |
|             |                        |                          | Spring 2005 | Allison Singleton  | Accounting           | Spring 2018 | Malica Monk            | Rec & Sport Management      |
|             |                        |                          | Spring 2005 | Brittney Vaughn    | Journalism           | Spring 2018 | Bailey Zimmerman       | Apparel Merch/Production    |
|             |                        |                          | Spring 2005 | Rochelle Vaughn    | Communications       |             |                        |                             |
|             |                        |                          | Fall 2005   | Ayana Brereton     | Liberal Arts         |             |                        |                             |
|             |                        |                          | Fall 2005   | Sheree Thompson    | Kinesiology          |             |                        |                             |
|             |                        |                          | Fall 2005   | Brittney Vaughn    | Journalism           |             |                        |                             |

## ARKANSAS HONOR ROLL (3.49-3.0)

| YEAR        | NAME               | MAJOR               |
|-------------|--------------------|---------------------|
| Spring 1990 | Janet Moore        | Kinesiology         |
| Fall 1990   | Blair Savage       | Secondary Education |
| Spring 1991 | Delmonica DeHorney | Psychology          |
| Spring 1991 | Blair Savage       | Secondary Education |
| Spring 1992 | Stephanie Bloomer  | Undecided           |
| Spring 1992 | Angela Davis       | Secondary Education |
| Spring 1992 | Blair Savage       | Secondary Education |
| Fall 1992   | Angela Davis       | Secondary Education |



# IN THE POLLS - AP

## ASSOCIATED PRESS

### Year 1989-90

|          |    |
|----------|----|
| Nov. 20  | -  |
| Nov. 27  | -  |
| Dec. 4   | -  |
| Dec. 11  | -  |
| Dec. 18  | -  |
| Dec. 24  | -  |
| Jan. 1   | -  |
| Jan. 8   | -  |
| Jan. 14  | -  |
| Jan. 21  | -  |
| Jan. 28  | -  |
| Feb. 5   | -  |
| Feb. 12  | -  |
| Feb. 19  | 25 |
| Feb. 26  | 19 |
| March 5  | 19 |
| March 12 | 22 |

### Year 1990-91

|          |    |
|----------|----|
| Nov. 18  | 10 |
| Nov. 26  | 8  |
| Dec. 3   | 8  |
| Dec. 10  | 13 |
| Dec. 17  | 10 |
| Dec. 24  | 9  |
| Dec. 31  | 14 |
| Jan. 7   | 14 |
| Jan. 14  | 12 |
| Jan. 21  | 11 |
| Jan. 28  | 12 |
| Feb. 4   | 11 |
| Feb. 11  | 9  |
| Feb. 18  | 9  |
| Feb. 25  | 8  |
| March 4  | 8  |
| March 11 | 9  |

### Year 1991-92

|          |     |
|----------|-----|
| Nov. 17  | 11  |
| Nov. 24  | 18  |
| Dec. 1   | 14  |
| Dec. 8   | 20  |
| Dec. 15  | 20  |
| Dec. 22  | 24  |
| Dec. 29  | T25 |
| Jan. 5   | -   |
| Jan. 12  | -   |
| Jan. 19  | -   |
| Jan. 26  | -   |
| Feb. 2   | -   |
| Feb. 9   | -   |
| Feb. 16  | -   |
| Feb. 23  | -   |
| March 1  | -   |
| March 8  | -   |
| March 15 | -   |

### Year 1999-95

|          |    |
|----------|----|
| PS       | -  |
| Nov. 22  | -  |
| Nov. 29  | -  |
| Dec. 6   | -  |
| Dec. 13  | -  |
| Dec. 20  | -  |
| Dec. 27  | 24 |
| Jan. 3   | 24 |
| Jan. 10  | -  |
| Jan. 17  | -  |
| Jan. 24  | -  |
| Jan. 31  | 22 |
| Feb. 7   | 20 |
| Feb. 14  | 18 |
| Feb. 21  | 16 |
| Feb. 28  | 14 |
| March 7  | 15 |
| March 14 | 15 |

### Year 1995-96

|          |    |
|----------|----|
| PS       | 10 |
| Nov. 21  | 9  |
| Nov. 28  | 9  |
| Dec. 5   | 7  |
| Dec. 12  | 7  |
| Dec. 19  | 8  |
| Dec. 26  | 8  |
| Jan. 2   | 8  |
| Jan. 9   | 14 |
| Jan. 16  | 20 |
| Jan. 23  | 22 |
| Jan. 30  | 24 |
| Feb. 6   | -  |
| Feb. 13  | -  |
| Feb. 20  | -  |
| Feb. 27  | -  |
| March 5  | -  |
| March 12 | -  |

### Year 1996-97

|         |    |
|---------|----|
| PS      | 18 |
| Nov. 19 | 19 |
| Nov. 26 | 20 |
| Dec. 3  | 21 |
| Dec. 10 | 23 |
| Dec. 17 | 23 |
| Dec. 24 | 22 |
| Dec. 31 | 13 |
| Jan. 7  | 10 |
| Jan. 14 | 13 |
| Jan. 21 | 13 |
| Jan. 28 | 18 |
| Feb. 4  | 17 |
| Feb. 11 | 21 |
| Feb. 18 | 20 |
| Feb. 25 | 23 |
| March 5 | -  |

### March 11 -

### Year 1997-98

|          |    |
|----------|----|
| PS       | -  |
| Nov. 18  | -  |
| Nov. 25  | 24 |
| Dec. 2   | 20 |
| Dec. 9   | 24 |
| Dec. 16  | 24 |
| Dec. 23  | 25 |
| Dec. 30  | 25 |
| Jan. 6   | -  |
| Jan. 13  | -  |
| Jan. 20  | -  |
| Jan. 27  | -  |
| Feb. 3   | -  |
| Feb. 10  | -  |
| Feb. 17  | -  |
| Feb. 24  | -  |
| March 3  | -  |
| March 10 | -  |

### Year 1998-99

|          |    |
|----------|----|
| PS       | 18 |
| Nov. 17  | 18 |
| Nov. 24  | 14 |
| Dec. 3   | 13 |
| Dec. 10  | 24 |
| Dec. 17  | -  |
| Dec. 24  | -  |
| Dec. 31  | -  |
| Jan. 7   | -  |
| Jan. 15  | -  |
| Jan. 12  | -  |
| Jan. 28  | -  |
| Feb. 4   | -  |
| Feb. 11  | -  |
| Feb. 18  | -  |
| Feb. 26  | -  |
| March 4  | -  |
| March 11 | -  |

### Year 2002-03

|            |    |
|------------|----|
| 1 Nov. 14  | 17 |
| 1 Nov. 18  | 17 |
| 2 Nov. 25  | 17 |
| Dec. 2     | 13 |
| Dec. 9     | 13 |
| 1 Dec. 16  | 10 |
| 2 Dec. 23  | 10 |
| 30-Dec. 30 | 9  |
| Jan. 6     | 11 |
| 1 Jan. 13  | 10 |
| 20-Jan. 20 | 8  |
| 2 Jan. 27  | 12 |
| Feb. 3     | 14 |
| 10-Feb. 10 | 13 |
| 1 Feb. 17  | 15 |
| 2 Feb. 24  | 21 |

### March 3 23

### 10-March 10 24

### 1 March 17 24

### Year 2006-07

|             |    |
|-------------|----|
| 1 Nov. 13   | -  |
| 1 Nov. 19   | -  |
| 2 Nov. 26   | -  |
| Dec. 3      | -  |
| 10-Dec. 10  | 25 |
| 1 Dec. 17   | 24 |
| 2Dec. 24    | 23 |
| 31-Dec. 31  | 20 |
| Jan. 7      | 25 |
| 1 Jan. 15   | -  |
| 2Jan. 21    | -  |
| 2Jan. 28    | -  |
| Feb. 4      | -  |
| 11-Feb. 11  | -  |
| 1 Feb. 18   | -  |
| Feb. 26     | -  |
| March 4     | -  |
| 11-March 11 | -  |

### Year 2007-08

|          |    |
|----------|----|
| Nov. 11  | -  |
| Nov. 18  | -  |
| Nov. 25  | -  |
| Dec. 2   | -  |
| Dec. 9   | -  |
| Dec. 16  | -  |
| Dec. 23  | -  |
| Dec. 30  | 25 |
| Jan. 6   | 20 |
| Jan. 13  | -  |
| Jan. 20  | -  |
| Jan. 27  | -  |
| Feb. 3   | -  |
| Feb. 10  | -  |
| Feb. 17  | -  |
| Feb. 24  | -  |
| March 2  | -  |
| March 9  | -  |
| March 16 | -  |

### Year 2010-11

|         |    |
|---------|----|
| PS      | -  |
| Nov. 14 | -  |
| Nov. 21 | -  |
| Nov. 28 | -  |
| Dec. 5  | -  |
| Dec. 12 | -  |
| Dec. 19 | 25 |
| Dec. 26 | 22 |
| Jan. 2  | 25 |
| Jan. 9  | 20 |
| Jan. 16 | 23 |
| Jan. 23 | -  |
| Jan. 30 | -  |

### Feb. 6 -

### Feb. 13 -

### Feb. 20 -

### Feb. 27 -

### March 6 -

### March 13 -

### Year 2012-13

|          |    |
|----------|----|
| PS       | -  |
| Nov. 12  | -  |
| Nov. 19  | -  |
| Nov. 26  | -  |
| Dec. 3   | -  |
| Dec. 10  | -  |
| Dec. 17  | -  |
| Dec. 24  | 25 |
| Dec. 31  | 23 |
| Jan. 7   | -  |
| Jan. 14  | -  |
| Jan. 21  | -  |
| Jan. 28  | -  |
| Feb. 4   | -  |
| Feb. 11  | -  |
| Feb. 18  | -  |
| Feb. 25  | -  |
| March 4  | -  |
| March 11 | -  |
| F        | -  |

### Year 2014-15

|          |     |
|----------|-----|
| PS       | -   |
| Nov. 17  | -   |
| Nov. 24  | -   |
| Dec. 1   | T25 |
| Dec. 8   | -   |
| Dec. 15  | -   |
| Dec. 22  | -   |
| Dec. 29  | -   |
| Jan. 5   | -   |
| Jan. 12  | -   |
| Jan. 19  | -   |
| Jan. 26  | -   |
| Feb. 2   | -   |
| Feb. 9   | -   |
| Feb. 16  | -   |
| Feb. 23  | -   |
| March 2  | -   |
| March 9  | -   |
| March 16 | -   |

### Year 2015-16

|         |      |
|---------|------|
| PS      | RV-8 |
| Nov. 16 | RV-7 |
| Nov. 23 | RV-8 |
| Nov. 30 | -    |
| Dec. 7  | -    |
| Dec. 14 | -    |
| Dec. 21 | -    |
| Dec. 28 | -    |

### Jan. 18 RV-4

### Jan. 25 -

### Feb. 1 -

### Feb. 8 -

### Feb. 15 -

### Feb. 22 -

### Feb. 29 -

### March 7 -


### F -

### Year 2019-20

|          |    |
|----------|----|
| PS       | 22 |
| Nov. 12  | 23 |
| Nov. 19  | 20 |
| Nov. 26  | 25 |
| Dec. 3   | 23 |
| Dec. 10  | 21 |
| Dec. 17  | 21 |
| Dec. 24  | 20 |
| Dec. 31  | 20 |
| Jan. 7   | 21 |
| Jan. 14  | 23 |
| Jan. 21  | 21 |
| Jan. 28  | 25 |
| Feb. 4   | 25 |
| Feb. 11  | 23 |
| Feb. 18  | 22 |
| Feb. 25  | -  |
| March 3  | 25 |
| March 10 | 24 |
| F        | 24 |


### Year 2020-21

|         |    |
|---------|----|
| PS      | 14 |
| Nov. 30 | 16 |
| Dec. 7  | 13 |
| Dec. 14 | 12 |
| Dec. 21 | 11 |
| Dec. 28 | 10 |
| Jan. 4  | 13 |
| Jan. 11 | 17 |
| Jan. 18 | 15 |
| Jan. 25 | 19 |
| Feb. 1  | 16 |
| Feb. 8  | 18 |
| Feb. 15 | 18 |
| Feb. 22 | 16 |
| March 1 | 13 |
| F       | 15 |



# IN THE POLLS - COACHES

|                  |         |            |         |          |         |          |         |          |         |
|------------------|---------|------------|---------|----------|---------|----------|---------|----------|---------|
| <b>USA TODAY</b> |         | Feb. 7     | 23      | Dec. 3   | 13      | Feb. 25  | -       | Year     | 2020-21 |
| Year             | 1989-90 | Feb. 14    | 23      | Dec. 10  | 20      | March 3  | -       | PS       | 14      |
| Nov. 20          | -       | Feb. 21    | 18      | Dec. 17  | -       | March 10 | -       | Dec. 8   | 13      |
| Nov. 28          | -       | Feb. 28    | 17      | Dec. 24  | -       | April 8  | -       | Dec. 15  | 12      |
| Dec. 5           | -       | March 7    | 18      | Dec. 31  | -       |          |         | Dec. 22  | 10      |
| Dec. 12          | -       | March 14   | 18      | Jan. 7   | -       | Year     | 2010-11 | Dec. 29  | 10      |
| Dec. 19          | -       | April 4    | 20      | Jan. 15  | -       | PS       | -       | Jan. 5   | 13      |
| Dec. 26          | -       |            |         | Jan. 21  | -       | Nov. 16  | -       | Jan. 12  | 16      |
| Jan. 3           | -       | Year       | 1995-96 | Jan. 28  | -       | Nov. 23  | -       | Jan. 19  | 17      |
| Jan. 11          | -       | PS         | 10      | Feb. 4   | -       | Nov. 30  | -       | Jan. 26  | 18      |
| Jan. 17          | -       | Nov. 21    | 9       | Feb. 11  | -       | Dec. 7   | -       | Feb. 2   | 15      |
| Jan. 24          | -       | Nov. 28    | 9       | Feb. 18  | -       | Dec. 14  | -       | Feb. 9   | 17      |
| Jan. 31          | -       | Dec. 5     | 7       | Feb. 26  | -       | Dec. 21  | 25      | Feb. 16  | 18      |
| Feb. 7           | -       | Dec. 12    | 8       | March 4  | -       | Dec. 28  | 24      | Feb. 23  | 16      |
| Feb. 14          | 25      | Dec. 19    | 9       | March 11 | -       | Jan. 4   | -       | March 2  | 13      |
| Feb. 21          | 24      | Dec. 26    | 9       |          |         | Jan. 11  | 23      | March 10 | 16      |
| Feb. 28          | 17      | Jan. 2     | 7       | Year     | 2002-03 | Jan. 18  | 24      | F        | 23      |
| March 7          | 17      | Jan. 9     | 14      | PS       | 16      | Jan. 25  | -       |          |         |
| March 14         | 21      | Jan. 16    | 20      | Nov. 25  | 15      | Feb. 1   | -       |          |         |
| March 19         | 8       | Jan. 23    | 21      | Dec. 2   | 11      | Feb. 8   | -       |          |         |
|                  |         | Jan. 30    | 24      | Dec. 9   | 11      | Feb. 15  | -       |          |         |
| Year             | 1990-91 | Feb. 6     | 25      | Dec. 16  | 9       | Feb. 22  | -       |          |         |
| Nov. 14          | 10      | Feb. 13    | 25      | Dec. 23  | 9       | March 1  | -       |          |         |
| Nov. 28          | 8       | Feb. 20    | -       | Dec. 30  | 8       | March 8  | -       |          |         |
| Dec. 5           | 8       | Feb. 27    | -       | Jan. 6   | 10      | April 7  | -       |          |         |
| Dec. 12          | 13      | March 5    | -       | Jan. 13  | 9       |          |         | Year     | 2013-14 |
| Dec. 19          | 10      | March 12   | -       | Jan. 20  | 7       |          |         | PS       | -       |
| Dec. 26          | 11      | April 2    | -       | Jan. 27  | 11      |          |         | Nov. 11  | -       |
| Jan. 3           | 14      |            |         | Feb. 3   | 13      |          |         | Nov. 18  | -       |
| Jan. 8           | 14      | Year       | 1996-97 | Feb. 10  | 13      |          |         | Nov. 25  | -       |
| Jan. 15          | 12      | PS         | 17      | Feb. 17  | 14      |          |         | Dec. 2   | -       |
| Jan. 22          | 11      | Nov. 19    | 19      | Feb. 24  | 19      |          |         | Dec. 9   | -       |
| Jan. 29          | 12      | Nov. 26    | 21      | March 3  | 21      |          |         | Dec. 16  | -       |
| Feb. 5           | 11      | Dec. 3     | 22      | March 10 | 20      |          |         | Dec. 23  | -       |
| Feb. 12          | 9       | Dec. 10    | 25      | March 17 | 21      |          |         | Dec. 30  | -       |
| Feb. 19          | T9      | Dec. 17    | -       | April 9  | 25      |          |         | Jan. 6   | 25      |
| Feb. 26          | 8       | Dec. 24    | 24      |          |         | Year     | 2006-07 | Jan. 13  | -       |
| March 5          | 8       | Dec. 31    | 20      | Year     | 2006-07 | Nov. 13  | -       | Jan. 20  | -       |
| March 14         | 8       | Jan. 7     | 17      | Nov. 13  | -       | Nov. 20  | -       | Jan. 27  | -       |
| April 1          | 12      | Jan. 14    | 19      | Nov. 27  | -       | Dec. 4   | -       | Feb. 3   | -       |
|                  |         | Jan. 21    | 16      | Dec. 4   | -       | Dec. 11  | -       | Feb. 10  | -       |
| Year             | 1991-92 | Jan. 28    | 19      | Dec. 18  | 24      | Dec. 18  | 24      | Feb. 17  | -       |
| Nov. 19          | 11      | Feb. 4     | 19      | Dec. 25  | 24      | Jan. 1   | 23      | Feb. 24  | -       |
| Dec. 3           | 15      | Feb. 11    | 24      | Jan. 8   | -       | Jan. 8   | -       | March 3  | -       |
| Dec. 10          | 21      | Feb. 18    | 23      | Jan. 15  | -       | Jan. 15  | -       | March 10 | -       |
| Dec. 17          | 20      | Feb. 25    | 23      | Jan. 22  | -       | Jan. 22  | -       | March 17 | -       |
| Dec. 24          | 25      | March 4    | -       | Jan. 29  | -       |          |         | Year     | 2019-20 |
| Dec. 31          | 24      | March 11   | -       | Feb. 5   | -       | PS       | 22      | Nov. 12  | 22      |
| Jan. 7           | -       | April 1    | -       | Feb. 12  | -       | Nov. 19  | 18      | Nov. 26  | 24      |
| Jan. 14          | -       |            |         | Feb. 19  | -       | Dec. 3   | 23      | Dec. 10  | 20      |
| Jan. 21          | -       | USA TODAY/ |         | Feb. 26  | -       | Dec. 17  | 20      | Dec. 17  | 20      |
| Jan. 28          | -       | ESPN       |         | March 5  | -       | Dec. 24  | 20      | Dec. 31  | 20      |
| Feb. 4           | -       | Year       | 1997-98 | March 11 | -       | Jan. 7   | 21      | Jan. 14  | 23      |
| Feb. 11          | -       | PS         | -       | April 4  | -       | Jan. 21  | 20      | Jan. 21  | 20      |
| Feb. 18          | -       | Nov. 15    | 25      |          |         | Jan. 28  | 25      | Feb. 4   | RV      |
| Feb. 25          | -       | Dec. 2     | 21      | Year     | 2007-08 | Feb. 11  | RV      | Feb. 18  | 25      |
| March 3          | -       | Dec. 9     | 24      | Nov. 12  | -       | Feb. 25  | RV      | March 3  | RV      |
| March 10         | -       | Dec. 16    | -       | Nov. 19  | -       | March 10 | 25      | March 10 | 25      |
| March 17         | -       | Dec. 23    | -       | Nov. 26  | -       | F        | 25      |          |         |
| April 6          | -       | Dec. 30    | -       | Dec. 3   | -       |          |         |          |         |
|                  |         | Jan. 6     | -       | Dec. 10  | -       |          |         |          |         |
| USA TODAY/CNN    |         | Jan. 13    | -       | Dec. 17  | -       |          |         |          |         |
| Year             | 1994-95 | Jan. 20    | -       | Dec. 24  | 23      |          |         |          |         |
| PS               | -       | Jan. 27    | -       | Jan. 1   | 21      |          |         |          |         |
| Nov. 29          | -       | Feb. 3     | -       | Jan. 7   | 18      |          |         |          |         |
| Dec. 6           | -       | Feb. 10    | -       | Jan. 14  | -       |          |         |          |         |
| Dec. 13          | -       | Feb. 17    | -       | Jan. 21  | -       |          |         |          |         |
| Dec. 20          | -       | Feb. 24    | -       | Jan. 28  | -       |          |         |          |         |
| Dec. 27          | -       | March 3    | -       | Feb. 4   | -       |          |         |          |         |
| Jan. 3           | -       | March 10   | -       | Feb. 11  | -       |          |         |          |         |
| Jan. 10          | -       |            |         | Feb. 18  | -       |          |         |          |         |
| Jan. 17          | -       | Year       | 1998-99 | Feb. 25  | -       |          |         |          |         |
| Jan. 24          | -       | PS         | 18      | March 3  | -       |          |         |          |         |
| Jan. 31          | -       | Nov. 24    | 14      | March 10 | -       |          |         |          |         |





# HALL OF HONOR SHAMEKA CHRISTON

The first Arkansas women's basketball player to earn Associated Press All-America honors, Hot Springs, Ark., native Shameka Christon became Arkansas' first, first-round professional draft selection after earning 2004 Southeastern Conference Player of the Year honors. Leading the league in scoring with 21.8 points-per-game her senior year, Christon played in three NCAA tournaments at Arkansas and closed her career as the second all-time leading scorer with 1,951 points. She led Arkansas to semifinal finishes at the 2001 and 2002 SEC Women's Basketball Tournament, still the all-time best performance for the Razorbacks. As a six-year veteran with the WNBA New York Liberty, she was on the 2004 Rookie Team and a WNBA All-Star in 2009. Christon was traded to the Chicago Sky for the 2011 season but injuries kept her out of the lineup. Christon was traded to the San Antonio Stars and retired from the WNBA with the Phoenix Mercury in 2015.



## RECORDS

One of the most decorated players in program history, Christon worked with the Razorbacks as the team's color analyst on the radio for one season as well.

### CAREER

Points in a half: 28 vs. Vanderbilt, 2002  
FGA: 1,641  
Points in SEC games: 905 (14 games)  
FGA (SEC): 764 (14 games)  
FGM (SEC): 327

### SEASON RECORDS

Points in SEC Season: 304, 2004  
Points in SEC Game Half:  
27 at Ole Miss, 2004  
FGA: 50, 2004  
FGA (SEC): 241, 2004  
FGM (SEC): 105, 2004

### GAME RECORDS

FGM: 16 vs. Vanderbilt, 3-2-02  
FGM Half: 10 vs. LS, 2-10-02  
FGM (SEC): 13 (3x in 2004)  
FGM (SEC Half): 10 2x in 2002, 2004  
FT (SEC): 12 at Florida, 2004

### CLASS RECORDS

Sophomore Points: 40 vs. Vandy, 2002  
Sophomore Points, season: 517

In addition, Christon was the yearly leader in points, scoring average, field goals made and attempted in 2002, '03, '04. She led the team in field goal percentage (2002), 3-pointers made and attempted (2004), and percentage (2003, 2004). Defensively she led the team in rebounds and rebounding average in 2002, 03, 04 and blocks (2001, 02, 03, 04) during her career.

During her WNBA career:

- Named to the WNBA All-Star team in 2009 in a year that saw her average a career-high 16.1 points and 4.9 rebounds
- Finished 10th in the WNBA in scoring in 2009
- Averages 9.9 points, 2.8 rebounds and 1.3 assists in her career
- Career 34.3-percent (431-of-1255) shooter from the three-point line
- Played in all 34 games three times in her career (2005, 2006 and 2012); ..over the last three seasons has played in 98 of a possible 102 games
- Scored a career-high 32 points on July 19, 2009 vs. Atlanta
- Handed out a career-best eight assists on June 4, 2010 at Atlanta
- Led New York in scoring four consecutive seasons (2006 - 2009)
- Named Eastern Conference Player of the week on July 7, 2008 after averaging 24 points and three rebounds per game during the week prior
- Finished the 2006 season ranked seventh in the WNBA in blocked shots (42) and ninth in three-point field goals (99)
- Owns career playoff averages of 10.1 points and 3.7 rebounds in 18 career games, 12 career starts
- Missed the entire 2011 season after suffering a right knee injury during training camp
- Played in 10 games in 2010 before suffering an eye injury that sidelined her for the remainder of the season
- Signed with San Antonio as a free agent on February 8, 2012
- Acquired by Chicago in a three-team trade along with Catherine Kraayeveld on March 29, 2010 - New York received Cappie Pondexter and Kelly Mazzante from Phoenix while Phoenix received Candice Dupree and a second-round draft pick from Chicago
- Originally selected by New York in the first round (fifth overall) of the 2004 WNBA Draft

### SHAMEKA CHRISTON TODAY

Shameka Christon retired to New York and is working as an entrepreneur in several industries.

## SHAMEKA CHRISTON'S CAREER STATS

| YEAR  | GP-GS   | FG-FGA   | PCT. | 3P-3PA  | PCT. | FT-FTA  | PCT. | REB | RPG | PF-DQ | A   | TO  | BK  | ST  | PTS  | PPG  |
|-------|---------|----------|------|---------|------|---------|------|-----|-----|-------|-----|-----|-----|-----|------|------|
| 00-01 | 32-24   | 117-289  | .405 | 37-113  | .327 | 56-72   | .778 | 132 | 4.1 | 90-2  | 20  | 64  | 29  | 47  | 327  | 10.2 |
| 01-02 | 31-29   | 197-418  | .471 | 31-104  | .298 | 92-133  | .692 | 193 | 6.2 | 74-0  | 25  | 60  | 52  | 61  | 517  | 16.7 |
| 02-03 | 32-32   | 193-434  | .445 | 29-81   | .358 | 81-117  | .692 | 194 | 6.1 | 88-3  | 47  | 101 | 35  | 50  | 496  | 15.5 |
| 03-04 | 28-28   | 219-500  | .438 | 47-129  | .364 | 126-166 | .759 | 195 | 7.0 | 81-3  | 49  | 91  | 46  | 48  | 611  | 21.8 |
| TOTAL | 123-113 | 726-1641 | .442 | 144-427 | .337 | 335-488 | .687 | 714 | 5.8 | 333-8 | 141 | 316 | 162 | 206 | 1951 | 15.9 |







# HALL OF HONOR

## DELMONICA DEHORNEY-HAWKINS

Delmonica DeHorney Hawkins became the second Razorback basketball player and the fourth overall inductee to the Arkansas Hall of Honor in September 2000. The first Kodak All-American at the University of Arkansas, DeHorney set the standard by which all future post players will be judged. The only player in Southwest Conference history to receive three player of the year honors during her career, DeHorney led Arkansas to its peak of domination of the SWC and onto the national stage as a top 10 team.

DeHorney exhibited her promise her first season at Arkansas, earning SWC Newcomer of the Year honors. Her sophomore season was limited due to injuries, but the 6-4 Poteau, Okla., product came back stronger than ever as a junior.

It was during the 1989-90 season that DeHorney and Arkansas became household words in the sports world. Leading Arkansas and the SWC in scoring and field goal percentage, DeHorney paced the Razorbacks to the first win over Texas by a conference opponent. The win at Texas broke a 183-game streak and the UT stranglehold on the conference title. As the SWC co-champions, Arkansas was selected for the NCAA tournament. DeHorney stepped up her game, earning All-NCAA West Regional team honors for her back-to-back 30-point games at the Stanford-hosted tournament. Arkansas reached the Elite Eight with DeHorney leading the way.

For her efforts, DeHorney was voted the SWC Player of the Year in 1990 as well as one of the 10 players selected by the WBCA for the Kodak All-America team.

As a senior, DeHorney proved herself again. Repeating as SWC Player of the Year, she led Arkansas to an undisputed SWC crown with a pair of wins over Texas and a 15-1 conference mark. Arkansas added the 1991 SWC Classic trophy to its collection to become the first team besides UT to win the postseason conference tournament. Ranked as high as 8th in the nation, Arkansas received a first-round bye in the 1991 NCAA Tournament, but was upset in the Sweet 16 by Lamar.



## RECORDS

The post against all others are measured in Arkansas Razorback women's basketball history, Delmonica was one of the most accurate scorers in school history and the key to Arkansas leading the nation in field goal percentage during the 1990-91 season.

### CAREER

Blocked shots, career: 235  
Blocked shots, season: 83  
Field goal , career: 60.9  
Field goal , season: 63.2

### CLASS RECORDS

Junior points, season (581) & game (39)  
Freshman (7) and senior (6) [tied] blocked shots  
Junior scoring average: 20.0 ppg  
Junior season blocked shots: 83  
Senior season blocked shots: 70

She also holds the record for career scoring in SWC games only along with another 10 SWC game records.

### ONE OF A KIND

In the storied history of the Southwest Conference, only one woman was voted by the league coaches to a player of the year honor three times in a career. Delmonica DeHorney was the SWC Newcomer of the Year as a freshman in 1988. An injury limited her playing time as a sophomore, but she returned full force as a junior and a senior to lead the league in scoring and earn the 1990 and 1991 SWC Player of the Year award. The first player twice voted first team all-conference, DeHorney was chosen SWC Player of the Week three times and all-tournament once. Her career was remembered years later as she was the only women's basketball player voted to the five-player first-team of the SWC All-Decade Team.

One of Delmonica's three blocks that were key to Arkansas' snapping the Texas 183-game win streak in SWC games in 1990.

### DELMONICA HAWKINS TODAY

Married to Jackson Hawkins and the mother of two, Delmonica lives in Baltimore, Md., and works as a juvenile probation officer. Immediately after her playing career at Arkansas, she spent a season in Japan in professional basketball, then a brief time in France. She returned to Fayetteville for the retirement of her jersey, only the second in school history, before settling with her family in Baltimore.

DeHorney-Hawkins joined the Razorback women at the 2011 SEC Championship where she was honored as an SEC Great.

## DELMONICA DEHORNEY'S CAREER STATS

| YEAR  | GP-GS  | FG-FGA   | PCT. | 3P-3PA | PCT. | FT-FTA  | PCT. | REB | RPG | PF-DQ  | A  | T0  | BK  | ST | PTS  | PPG  |
|-------|--------|----------|------|--------|------|---------|------|-----|-----|--------|----|-----|-----|----|------|------|
| 87-88 | 28-22  | 146-243  | .601 | 0-0    | -    | 117-170 | .688 | 167 | 6.0 | 98-9   | 6  | 50  | 54  | 30 | 409  | 14.6 |
| 88-89 | 26-4   | 75-145   | .517 | 0-0    | -    | 62-88   | .705 | 94  | 3.6 | 78-4   | 14 | 28  | 28  | 4  | 212  | 8.2  |
| 89-90 | 29-28  | 219-349  | .628 | 0-0    | -    | 143-213 | .671 | 203 | 7.0 | 97-7   | 24 | 57  | 83  | 21 | 581  | 20.0 |
| 90-91 | 32-32  | 227-359  | .632 | 0-0    | -    | 129-177 | .729 | 177 | 5.5 | 77-2   | 13 | 72  | 70  | 31 | 583  | 18.2 |
| TOTAL | 115-86 | 667-1096 | .609 | 0-0    | -    | 451-648 | .696 | 641 | 5.6 | 350-22 | 57 | 207 | 235 | 86 | 1785 | 15.5 |







# HALL OF HONOR

## BETTYE FISCUS

The first of the true greats in Razorback history, Bettye Fiscus set the definition by which all other Arkansas women's basketball players are judged.

In a career of firsts, Fiscus received perhaps her final and most unique honor in 1994 when she became the first female athlete inducted into the University of Arkansas Sports Hall of Honor.

Fiscus was the first player to score over 1,000 points in a career, and broke the school record in only two seasons. She went on to become the only women's basketball player over 2,000 points, and until Razorback All-American and NBA standout Todd Day in the early 1990s, Fiscus was the university's all-time leading scorer.


Also one in a long line of Arkansas prep legends to play for the Razorbacks, she led her hometown of Wynne, Ark., to the AAA state title and was named player of the year by the Arkansas Democrat.

Her jersey number -- No. 5 -- was the first to be retired by the University of Arkansas -- male or female -- and hangs in the Razorback trophy case, as well as in Barnhill Arena.

Even though her career ended in 1985, she still holds seven Arkansas overall individual records including total points, career scoring average, field goals and free throws and seven class records. When she completed her career, she not only was the all-time leading scorer, but the leader in rebounds as well with 785.

Adding to her career honors, she was inducted into the Arkansas Sports Hall of Fame in 2006.

She was inducted into the Southwest Conference Hall of Fame in 2015.



## RECORDS

Two decades later, Bettye Fiscus remains Arkansas' all-time scoring leader with 2,073 points, but the original star of the program still holds another seven individual records and seven class records.

### CAREER

Points, career: 2,073  
Scoring average, career: 18.5 ppg  
Field goals, career: 794  
Free throw attempts, season: 229  
Free throws, career: 485  
Free throws, season: 183  
2nd Free throw attempts, career: 622

### CLASS RECORDS

Freshman pts., season (655) & game (37)  
Freshman rebs, season (282) & game (18)  
Freshman scoring ave.: 18.7  
Freshman rebound ave.: 8.1  
Sophomore rebound ave. (shared): 7.3

She also holds two records for SWC games only, career scoring average and season field goals.

### IT'S NOT ALL ABOUT SCORING

While her career rebound mark of 785 did not last more than three years, Bettye remains No. 2 on the career rebound list and the top guard-wing rebounder. Notable Razorbacks below Bettye in boards: Kodak All-American Delmonica DeHorney and SEC Player of the Year Shameka Christon

Bettye Fiscus was Arkansas' first all-conference player, earning first-team all-SWC in 1982. She was a three-time all-SWC selection in her career, two-time all-SWC tournament and was selected to the SWC All-Decade Team

### BETTYE FISCUS TODAY

Bettye Fiscus remains a part of the great history of the Razorback program. She was the first player in university history to have her jersey retired in 1986.

To celebrate the end of the Barnhill Arena era and the opening of Bud Walton Arena, the Women's Athletics Department issued commemorative tickets for the first women's game in the new facility. Each ticket had the image of one of the four career leaders, and a special banquet was held to celebrate "A Moment in Time." Bettye was joined at the banquet by Amber Nicholas Shirey (UA's then assist leader) and Shelly Wallace, the only woman to break Bettye's mark for rebounds.

As a part of the 30th anniversary season of Razorback basketball, the University chose Bettye as its Southeastern Conference Great to be honored at the 2006 SEC Women's Basketball Tournament in North Little Rock.




## BETTYE FISCUS' CAREER STATS

| YEAR  | GP-GS   | FG-FGA   | PCT. | 3P-3PA | PCT. | FT-FTA  | PCT. | REB | RPG | PF-DQ | A   | T0  | BK | ST  | PTS  | PPG  |
|-------|---------|----------|------|--------|------|---------|------|-----|-----|-------|-----|-----|----|-----|------|------|
| 81-82 | 35-35   | 236-486  | .486 | n/a    | -    | 183-229 | .799 | 282 | 8.1 | 76-2  | 34  | 85  | 11 | 76  | 655  | 18.7 |
| 82-83 | 26-25   | 181-370  | .489 | n/a    | -    | 114-151 | .755 | 189 | 7.3 | 56-1  | 42  | 68  | 7  | 57  | 476  | 18.3 |
| 83-84 | 23-22   | 158-296  | .534 | n/a    | -    | 72-94   | .766 | 137 | 6.0 | 45-1  | 29  | 49  | 0  | 27  | 388  | 16.9 |
| 84-85 | 28-28   | 219-439  | .500 | n/a    | -    | 116-148 | .784 | 177 | 6.3 | 45-0  | 38  | 50  | 1  | 45  | 554  | 19.8 |
| TOTAL | 112-110 | 794-1591 | .499 | n/a    | -    | 485-622 | .780 | 785 | 7.0 | 222-4 | 143 | 252 | 19 | 205 | 2073 | 18.5 |

Perhaps the most notable aspect of Bettye Fiscus' career -- it came before the advent of the three-point shot.







# HALL OF HONOR

## SYTIA MESSER

Named the most outstanding player of the 1998 NCAA West Regional, former Razorback women's basketball player Sytia Messer was an integral part of two of Arkansas' greatest women's basketball teams, the 1998 Final Four and 1999 WNIT Championship squads.

Messer is a 1,000-point scorer (1,379) and, at 5-8, she pulled down 603 rebounds as one of the best rebounding guards in school history. She was a two-time captain for Arkansas as a junior and senior and she was named to the SEC All-Freshman team in 1996.

Messer averaged 12.6 ppg in 1997-98, her best season, leading Arkansas to the program's first Final Four appearance. She was named to the Joe Smith Pre-Season All-American team in 1998-99 and then led her team as they ran the table to the WNIT title against Wisconsin.

Along with her play for the Razorbacks, Messer also took time to play in the summer prior to graduation for the collegiate squad of Athletes in Action. She also played for the post-collegian Athletes in Action touring team.

Following college, Messer began her coaching career with stops at Arkansas State, Memphis, Georgia Tech, Tennessee Tech and most recently Baylor.



## RECORDS

Sytia Messer was part of two record-setting seasons for Razorback women's basketball. She was a two-time captain while helping Arkansas to the program's first Final Four in 1998 and again when the Razorbacks won the WNIT title in 1999.

## CAREER

Points: 14th with 1,379 points  
Rebounds: 20th with 603 rebounds  
Free Throws Made: 9th with 329  
Free Throw Attempts: 8th with 458  
3-Point Field Goals: 12th with 112  
3-Point Field Goal Att: 9th with 412



## SYTIA MESSER'S CAREER STATS

| YEAR    | GP-GS  | FG-FGA   | PCT. | 3P-3PA  | PCT. | FT-FTA  | PCT. | REB | RPG | PF-DQ | A   | TO  | BK | ST  | PTS  | PPG  |
|---------|--------|----------|------|---------|------|---------|------|-----|-----|-------|-----|-----|----|-----|------|------|
| 1995-96 | 34-14  | 102-290  | .352 | 26-100  | .260 | 64-99   | .647 | 177 | 65  | 2     | 39  | 90  | 6  | 45  | 294  | 8.7  |
| 1996-97 | 28-24  | 94-259   | .363 | 22-97   | .227 | 58-83   | .699 | 123 | 65  | 0     | 40  | 50  | 4  | 60  | 268  | 9.6  |
| 1997-98 | 33-32  | 140-354  | .396 | 37-121  | .306 | 97-137  | .708 | 141 | 93  | 4     | 78  | 94  | 10 | 39  | 414  | 12.6 |
| 1998-99 | 33-26  | 133-341  | .390 | 27-94   | .287 | 110-139 | .791 | 162 | 93  | 2     | 51  | 85  | 4  | 34  | 403  | 12.2 |
| TOTAL   | 128-96 | 469-1244 | .377 | 112-412 | .272 | 329-458 | .718 | 603 | 316 | 8     | 208 | 319 | 24 | 178 | 1379 | 10.8 |







# HALL OF HONOR


## AMBER NICHOLAS SHIREY

While others may have better statistics, arguably no other Razorback has had the impact upon the Arkansas women's basketball program as Amber Nicholas Shirey. An All-SWC and Academic All-American player in the late 1980s and early 1990s, she is the first former women's player to become a full-time coaching staff member at Arkansas. As a result, she played a critical hand in recruiting and coaching the athletes who replaced her in the record books.

It seems fitting that the player to hold the Arkansas record for assists would have the best winning percentage in her career (over 75 pct.) of any Razorback. In the process, her teams won 86 games, two SWC titles and made three NCAA appearances. Thanks in part to her 538 assists, her post players led the SWC in scoring twice.

She ended her career second in steals and one of only two players to rank in the top 10 in points, rebounds, steals and assists. Nicholas can rightly lay claim to a stake in the 86 games won during her four years as she played in all 117 games and started a school-record 87 consecutive games. The 1991 SWC Tournament MVP, Nicholas also was a two-time CoSIDA Academic All-American and NCAA Post-Graduate Scholarship recipient.

Her legacy to the program continued as an assistant coach, working with guards like former SEC three-point accuracy champion Kimberly Wilson, former four-time AP All-American Christy Smith and three-point record holder Wendi Willits. She had the privilege to coach the woman who finished off her assist record, Amy Wright. Shirey was inducted into the Southwest Conference Hall of Fame in the fall of 2017.



### RECORDS

Of all the records that Amber Nicholas set during her career, which included virtually every assist and free throw mark, the two that speak to the essence of her game remain to this day. She is the only starting point guard to take her team to three consecutive NCAA tournaments and the only Arkansas player named MVP of the SWC Classic.

### CAREER

Three-point percentage, career: 41.6  
Three-point percentage, season: 47.7  
Free throw percentage, career: 84.5  
Consecutive games started: 87

### CLASS RECORDS

It's somehow fitting that the consummate point guard of her era hold no class records. However, her post players, Delmonica DeHorney (junior season) and Shelly Wallace (senior season) hold the school class records for most points in a game, season and season scoring average.

### "MISS LADYBACK"


During the program's 25th anniversary celebration, that's the headline on the newspaper article about Amber Nicholas Shirey. The label fits as no person has been involved in more games than any other individual in Arkansas history, 117 as a player, 27 as a graduate assistant coach and 436 as an assistant coach. That's a total of 580 games over a span of 19 years.

### A SCHOLAR AND AN ATHLETE

Recipient of several academic awards, Amber was the first Razorback to earn an NCAA Post-Graduate Scholarship. She also was the NCAA Woman of the Year from the state of Arkansas in 1992.

### AMBER SHIREY TODAY

Honored by the university with selection to the University of Arkansas Sports Hall of Honor in 2002 as the third Razorback women's basketball player inducted, Shirey was also honored by the athletic department's as the Legend player at the 2003 Southeastern Conference Women's Basketball Tournament hosted in North Little Rock at ALLTEL Arena. She married Fayetteville High teacher Jason Shirey in 1999, and the Shireys have three children, a son, Ross, and daughters, Reese and Rheid.



### AMBER NICHOLAS' CAREER STATS

| YEAR  | GP-GS  | FG-FGA   | PCT. | 3P-3PA  | PCT. | FT-FTA  | PCT. | REB | RPG | PF-DQ | A   | TO  | BK | ST  | PTS  | PPG  |
|-------|--------|----------|------|---------|------|---------|------|-----|-----|-------|-----|-----|----|-----|------|------|
| 88-89 | 30-3   | 79-178   | .444 | 18-46   | .391 | 26-31   | .839 | 61  | 2.0 | 63-0  | 99  | 61  | 1  | 29  | 202  | 6.7  |
| 89-90 | 30-30  | 128-292  | .438 | 31-71   | .437 | 46-53   | .868 | 131 | 4.4 | 69-4  | 169 | 116 | 3  | 67  | 333  | 11.1 |
| 90-91 | 32-32  | 152-308  | .494 | 41-86   | .477 | 53-66   | .803 | 118 | 3.7 | 56-1  | 180 | 96  | 1  | 58  | 398  | 12.4 |
| 91-92 | 25-25  | 98-255   | .384 | 31-88   | .352 | 49-56   | .875 | 118 | 4.7 | 60-2  | 89  | 100 | 1  | 66  | 276  | 11.0 |
| TOTAL | 117-90 | 457-1033 | .442 | 121-291 | .416 | 174-206 | .845 | 428 | 3.7 | 248-7 | 537 | 373 | 5  | 220 | 1209 | 10.3 |







# HALL OF HONOR

## CHRISTY SMITH

The fifth Razorback women's basketball player inducted into the Arkansas Sports Hall of Honor, Christy Smith lives forever in the memories of women's basketball fans for her heroic leadership of the 1998 NCAA Final Four team.

She became the first Razorback to lead the nation in a NCAA statistical category by shooting 89.9 percent at the free throw line as a freshman. Yet, one of her 15 missed free throws that season cost Arkansas a chance to advance to overtime versus Ole Miss. That loss put Arkansas at 1-3 for SEC games, but Smith would not be denied and led Arkansas on a 6-1 finish to give the Razorbacks their best SEC finish in school history, 7-4, tied for fourth overall.

As a sophomore, Smith had the best single free throw shooting game in Division I for the 1995-96 season, a 15-of-15 effort to defeat Ohio State in the preseason WNIT. Arkansas roared to a program-best start of 13-1, but the team faltered when Smith tore her ACL at Kentucky midway through conference play. Without Smith, the team accepted a NWIT berth.

Upon her return, Arkansas opened 12-1 including Smith leading the Razorbacks' first-ever win over Tennessee, but a tough close made Arkansas the bubble team left out of the NCAA Tournament.

In her final season, Smith rallied Arkansas again into a NCAA bid, but with a ninth seed and the unenviable assignment to the Stanford-hosted subregional it appeared Smith would end her career short of her dream. But two flawless games from the West Lafayette, Ind., guard -- zero turnovers -- put Arkansas into the West Regional at Oakland. Defeating Kansas in the Sweet 16, and struggling from behind against eight-ranked Duke, Smith fulfilled her destiny appropriately at the free throw line. In the waning seconds, Duke fouled Smith twice and she calmly sank all four to send Arkansas to the Final Four in Kansas City. It remains to this day the only time an unranked team reached the Final Four.



Smith closed her career second all-time in assists and fifth in scoring. Only 31 assists shy of her coach Amber Nicholas' record, she certainly would have closed No. 1 in assists without her knee injury. She remains the highest scoring point guard in school history.

Along with her All-SEC honors, Christy was a member of the inaugural AP Women's All-America Team in 1995. She was a four-time honorable mention AP All-American, a feat made more notable by her season ending knee injury in 1996.

## RECORDS

The highest scoring point guard in Arkansas history, Smith was one of the most accurate free throw shooters in the nation during her career. In fact, she led Division I in 1994-95 for the season and had the single best game in all of Division I in 1995-96.

## CAREER

Three-point pct., half: 100 (5-of-5)  
Free throw percentage, season: 89.9  
Free throw pct., game: 100 (16-of-16)  
Free throw pct., half: 100 (12-of-12)

## CLASS RECORDS

Freshman steals, season: 89

In addition to these records, Smith holds another 14 records for SEC games only including career free throws, career free throw percentage and career consecutive SEC starts -- 43. In fact, she is the only Razorback to start every SEC game of her career that she was able to play.

## CHRISTY SMITH TODAY

Following her trip to the Final Four, Smith was a second round draft pick of the Charlotte Sting, and as the starting point guard for the franchise led the Sting to the WNBA Playoffs. Injuries limited her playing time the following season and eventually ended her professional career.

Smith was the fifth Razorback women's basketball player selected by the A-Club membership for inclusion in the Arkansas Hall of Honor. She was inducted in 2005.

She and former Razorback defensive back Jeromy Flowers have three children. She is currently the head coach at Incarnant Word in San Antonio, Texas.



## CHRISTY SMITH'S CAREER STATS

| YEAR  | GP-GS   | FG-FGA   | PCT. | 3P-3PA  | PCT. | FT-FTA  | PCT. | REB | RPG | PF-DQ | A   | T0  | BK | ST  | PTS  | PPG  |
|-------|---------|----------|------|---------|------|---------|------|-----|-----|-------|-----|-----|----|-----|------|------|
| 94-95 | 30-30   | 117-307  | .381 | 40-113  | .354 | 134-149 | .899 | 76  | 2.5 | 60-1  | 133 | 134 | 2  | 89  | 408  | 13.6 |
| 95-96 | 22-22   | 111-276  | .402 | 31-102  | .304 | 110-138 | .797 | 73  | 3.3 | 47-0  | 97  | 88  | 1  | 44  | 363  | 16.5 |
| 96-97 | 28-27   | 100-273  | .366 | 45-134  | .336 | 98-121  | .810 | 68  | 2.4 | 57-0  | 131 | 82  | 1  | 52  | 343  | 12.3 |
| 97-98 | 31-31   | 93-255   | .365 | 40-116  | .345 | 119-143 | .832 | 77  | 2.5 | 67-0  | 146 | 89  | 2  | 54  | 345  | 11.1 |
| TOTAL | 111-110 | 421-1111 | .379 | 156-465 | .336 | 461-551 | .837 | 294 | 2.7 | 231-1 | 507 | 393 | 6  | 239 | 1459 | 13.1 |





*Perhaps the most famous picture in Arkansas history: Christy Smith falls to her knees at center court of the Oakland Coliseum after dribbling out the final seconds of Arkansas' win over Duke to advance to the Final Four.*



# HALL OF HONOR

## TRACY WEBB

The fourth Razorback women's basketball player inducted into the Arkansas Sports Hall of Honor, Tracy Webb Rice was the fiery leader of the basketball team during its climb to power in the Southwest Conference era.

Webb's scrappy play resulted in four consecutive 20-win seasons, the Razorbacks' first women's basketball NCAA tournament appearance and first major title with the 1987 National Women's Invitational Tournament.

The leader of a recruiting class that put Arkansas on the map, the Batesville, Ark., native stole more than the basketball during her four-year career.

Aside from 293 basketballs, Webb stole the show and the hearts of Arkansas fans as one of the most popular on-the-court personalities of the mid-1980s. The first true point guard star, Webb finished her career holding almost all the Razorback assist and steal records. She was the first Razorback player to earn "first team" All-Southwest Conference honors, a distinction that began her senior season.

She was also one of the first three Razorbacks named conference player of the week. Her junior-season team was the first in school history to earn an NCAA berth, losing by a point at Missouri in the opening round, 66-65. Her senior season was exciting as the Razorbacks missed beating No. 1-ranked UT by a bucket in Fayetteville (59-56) and at the SWC Tournament (72-70), then was overlooked for a return trip to the NCAA. Fueled to prove they belonged in the NCAA, Webb's team crushed the WNIT field by a 16-point average as she was named the tournament MVP.



### MAKING HER POINT

Back in the 1980s, the NCAA tournament was limited to only 32 bids, and as a result many great basketball players never reached the Big Dance. Such was the case for the 1986-87 Razorbacks and their leader, Tracy Webb. Snubbed by the NCAA committee, Webb and company headed west to Amarillo, Texas, and the National Women's Invitational Tournament on a mission. Not only did Arkansas want to win, the team crushed the opposition by a record-setting margin that stood until the end of the NWIT's existence. That same year, Webb had a profound impact on Arkansas' future as she impressed upon a young recruit, Amber Nicholas, her duty to stay home and take over for her at point guard.

## RECORDS

One of the first true point guards in Arkansas history, Tracy Webb set the standard by which future "1" players were measured. When she finished her career in 1987, she held almost every guard oriented career mark, including assists, steals and free throw percentage. She still holds these Arkansas marks.

### CAREER

Second for Steals, career: 293  
Steals, season: 95  
Personal fouls: 323

### CLASS RECORDS

Senior season steals: 95  
Senior game assists: 11 (tied)

She also holds the record for career assists and career steals in SWC games, plus the career and season records for best free throw percentage in SWC games.

### TRACY RICE TODAY

After finishing her playing career at Arkansas, Tracy was a graduate assistant coach for the Razorbacks in 1987-88.

She worked for several years as a flight attendant for a major carrier. Married to Paul Rice and the mother of three, Webb lives in Hot Springs, Ark.

Tracy was the University of Arkansas' honored former player at the 2005 Southeastern Conference Women's Basketball Tournament in Greenville, S.C.


She was inducted into the Arkansas Sports Hall of Fame in 2008.



## TRACY WEBB'S CAREER STATS

| YEAR  | GP-GS  | FG-FGA   | PCT. | 3P-3PA | PCT. | FT-FTA  | PCT. | REB | RPG | PF-DQ  | A   | TO  | BK | ST  | PTS  | PPG  |
|-------|--------|----------|------|--------|------|---------|------|-----|-----|--------|-----|-----|----|-----|------|------|
| 83-84 | 27-5   | 69-158   | .437 | n/a    | -    | 75-109  | .688 | 59  | 2.2 | 86-4   | 61  | 96  | 4  | 51  | 213  | 7.9  |
| 84-85 | 28-27  | 127-264  | .481 | n/a    | -    | 102-142 | .718 | 96  | 3.4 | 79-6   | 104 | 126 | 1  | 68  | 356  | 12.7 |
| 85-86 | 30-29  | 148-353  | .419 | n/a    | -    | 91-130  | .700 | 117 | 3.9 | 87-5   | 86  | 98  | 1  | 70  | 327  | 12.6 |
| 86-87 | 32-30  | 165-358  | .461 | 1-7    | .143 | 116-145 | .800 | 116 | 3.6 | 73-5   | 173 | 135 | 0  | 95  | 447  | 14.0 |
| TOTAL | 117-91 | 509-1133 | .449 | 1-7    | .143 | 384-526 | .730 | 388 | 3.3 | 325-20 | 424 | 455 | 6  | 284 | 1343 | 11.5 |







# HALL OF HONOR

## AMY WRIGHT

The all-time record holder for assists in a career (717) and second for a single season (205), Wright finished her career as the first starting point guard to take her team to four consecutive post-season appearances (1999–2000, WNIT; 2001–02, NCAA).

As a freshman, Wright guided Arkansas to the 1999 WNIT Championship. Her teams won 77 games, including three 20-win seasons, for one of the most successful four-year periods for Arkansas. Her senior season team set the Arkansas record for the least turnovers in a season.

After her playing career, she has become a successful Division I women's basketball assistant coach. An SEC Academic Honor Roll selection and member of the Arkansas Academic Honor Roll as a sophomore (1999–2000), Wright never missed a game, playing in a school-record 131 consecutive contests. She was named to the Women's Basketball News Service preseason All-America team in 2001–02.

Following her collegiate career, Wright participated in the WNBA Pre-Draft Camp and was drafted by the Detroit Shock in 2002.

A native of Williamsburg, Ind., Wright earned a bachelor's degree in marketing and management from Arkansas in 2002. She completed her master's degree in sports and administration from Ohio University in December 2012. Following her playing career, Wright went into coaching and currently serves as an assistant women's basketball coach at Texas A&M University.



### AMY WRIGHT TODAY

Amy Wright is in her sixth season (2017–18) as an assistant coach at Texas A&M, working with Texas A&M's point guards, in-bound plays and serving as recruiting coordinator.

During her time at A&M, she helped the Aggies win the 2013 SEC Tournament Championship and reach the Elite Eight of the 2014 NCAA Tournament. She has helped the Aggies to two second-place finishes in the SEC in a five year span.

In her 13-year coaching career, Wright has been a part of 12 postseason teams, eight of which were NCAA Tournament teams, and has won four conference championships. Her teams have won 278 games, an average of 21.4 wins a year.

She has coached 11 first team all-conference selections, including Kelsey Bone (2012–13) and Courtney Walker (2013–14, 2014–15, 2015–16), who were named All-SEC at Texas A&M.



## RECORDS

Amy Wright led Arkansas in assists four consecutive seasons erasing one of the oldest records in program history with 717 career helps. She is one of just three point guards (Tracy Webb, C'eira Ricketts) to lead the Razorbacks in assists all four seasons.

### CAREER

Assists: 717 (4 seasons, 131 games played)

Games Played: 131 (tied for lead)

Assists in a season: 205, 2001–02 (second)

Free throw pct., half: 100 (12-of-12)

### CLASS RECORDS

Freshman assists, game: 12 vs. LSU (tied for 1st)

Freshman assists, season: 172



Senior assists, game: 11 vs. KSU (tied for 1st)

Senior assists, season: 205

### AMY WRIGHT'S CAREER STATS

| YEAR  | GP-GS   | FG-FGA  | PCT. | 3P-3PA | PCT. | FT-FTA  | PCT. | REB | RPG | PF-DQ | A   | TO  | BK | ST  | PTS | PPG |
|-------|---------|---------|------|--------|------|---------|------|-----|-----|-------|-----|-----|----|-----|-----|-----|
| 98-99 | 34-33   | 41-115  | .357 | 7-35   | .200 | 42-65   | .646 | 62  | 1.8 | 81-2  | 172 | 113 | 5  | 38  | 131 | 3.9 |
| 99-00 | 32-30   | 47-123  | .382 | 10-31  | .323 | 40-59   | .678 | 50  | 1.6 | 82-2  | 142 | 109 | 4  | 36  | 144 | 4.5 |
| 00-01 | 33-31   | 84-184  | .457 | 9-30   | .300 | 62-102  | .608 | 106 | 3.2 | 75-0  | 198 | 124 | 12 | 54  | 239 | 7.2 |
| 01-02 | 32-31   | 64-196  | .327 | 7-33   | .212 | 76-117  | .650 | 99  | 3.1 | 66-0  | 205 | 101 | 6  | 66  | 211 | 6.6 |
| TOTAL | 131-125 | 236-618 | .382 | 33-129 | .256 | 220-343 | .641 | 317 | 2.4 | 304-4 | 717 | 447 | 27 | 194 | 725 | 5.5 |







# HALLS OF FAME/HONOR

## ARKANSAS SPORTS HALL OF FAME

(Established in January, 1959, to honor individuals who have made a special contribution to athletics in Arkansas.)



### 2006 BETTYE FISCUS

A native of Wynne, she is listed as the first "great" women's basketball player for the modern day Lady Razorbacks. Having guided Wynne to the 1981 state championship (scoring 18 points in the final 2:30 minutes of the title game), she also became a legend at the University of Arkansas. The first Lady Razorback to score more than 1,000 points in her career, Fiscus took the U of A to the Sweet 16 as a freshman. She's a member of the Southwest Conference's All-Decade team and had her number 5 jersey retired. She continues to hold a number of U of A records to this day. Fiscus is the program-leading scorer with 2,073 points, was the first player in program history to score 1,000 points and the only one to reach the 2,000-point plateau. Fiscus still holds program career records for points, field goals made (794), free throws made (485) and scoring average (18.5). She is a member of the Arkansas Hall of Honor and named an SEC Great in 2006.



### 2008 TRACY WEBB RICE

Tracy was a standout lady basketball player at Batesville High and was named "Player of the Year" by the Arkansas Democrat and the Associated Press. Playing on 2 state championship teams, she was named to the Gazette's Super Team, averaging 22.5 points, 8.6 rebounds, and 6 assist her senior season. She scored a career 1,691 points and was named state tournament MVP. Tracy was also a member of the state championship tennis doubles tennis team her sophomore & senior years. As a Lady Razorback true point guard, she gained All-SWC status, guiding Arkansas to 4 consecutive 20 win seasons and the NCAA tournament for the first time. She also guided the Lady'Backs to an WNIT title, grabbing MVP honors. Upon leaving the U of A she held most of the steal and assist records



### 2014 GARY BLAIR, WOMEN'S BASKETBALL COACH

Gary Blair is a former head women's basketball coach at the University of Arkansas and currently the head women's basketball coach at Texas A&M University. Blair led Arkansas to five NCAA appearances including the 1998 Final Four and four second round appearances including his last three seasons with the Razorbacks. During his tenure (1993–2003), the Razorbacks made eight postseason appearances in 10 years including earning a WNIT championship in 1999. Blair's overall record at Arkansas was 198–120 (.623). Blair is one of only three NCAA Division I women's basketball coaches to lead two schools to the NCAA Women's Final Four. Blair led Texas A&M to the 2011 national championship. At the start of this season, Blair had a 237–100 record at Texas A&M and a 645–263 overall record. He was the head coach at Stephen F. Austin from 1985–93, compiling a 210–43 record at the Texas school. He ranks among the top 20 in career victories and in the top 30 by winning

percentage among active Division I coaches. Blair already has been inducted into three halls of fame: the Texas High School Basketball Hall of Fame in 2002, the Stephen F. Austin University Ladyjack Hall of Fame in 2008 and the Southland Conference Hall of Honor in 2009.



### 2015 CHRISTY SMITH

Christy Smith graduated from Arkansas with a bachelor's degree in exercise science in 1998 and a master's degree in biomechanics in 2001. She was a four-year starter at point guard from 1995–1998. Smith's honors include being a four-time honorable mention All-American, first-team All-SEC in 1998, second-team All-SEC in 1996 and 1997, SEC Freshman of the Year in 1995. Smith led Arkansas to the 1998 Final Four, and was a UA Sports Hall of Honor inductee in 2005. The Razorbacks were 84–41 overall in her four seasons with two NCAA Tournament appearances and a WNIT appearance. She is Arkansas' eighth all-time leading scorer with 1,459 career points, ranks fourth on career assists with 507 and third in steals with 239. She played two seasons in the WNBA with the Charlotte Sting after being a first-round draft pick, No. 17 overall, in 1998. Smith is married to Tommy Cook and has three kids: Daughter Dayton and sons Tyson and Crew.

## UNIVERSITY OF ARKANSAS SPORTS HALL OF HONOR

The University of Arkansas Sports Hall of Honor was established in 1988 as a means of honoring the all-time great athletes and coaches that have done so much in establishing a tradition of excellence in University of Arkansas athletics. Only former Razorback letterwinners are allowed to vote. Bios from their induction release are posted if they were available.

1994 Bettye Fiscus

1998 Bev Lewis

Lewis spent 19 years (1989–2007) as the director of Women's Athletics. During her tenure, the University of Arkansas has moved to increase athletic participation for women with the addition of volleyball, golf, gymnastics and softball. All four sports competed in NCAA post-season competition by each inaugural recruiting class' senior season and have established themselves as nationally competitive programs. Lewis received one of her greatest personal honors as Bob and Marilyn Bogle requested that Arkansas' new facility be named the Bev Lewis Center for Women's Athletics. Lewis' leadership was also key to the construction of Bogle Park and Razorback Field, the home to Razorback softball and Razorback soccer, respectively. Lewis served collegiate athletics at the highest level as an administrator, as a member of the NCAA Management Council, the NCAA Championship Cabinet and the Southeastern Conference Executive Committee. In 1998, she was voted into the University of Arkansas Hall of Honor for her contributions as a coach and administrator.

2000 Delmonica DeHorney

Named a Kodak All-American in 1990. - A two-time Southwest Conference Player of the Year and the league's Newcomer of the Year. - Still holds program records for field goal percentage (.609), free throw attempts (648) and blocks (235). - Led Arkansas in scoring in record-setting win over Texas that snapped a 183-game SWC win streak for the Longhorns and led to a conference title. - Member of the Arkansas Hall of Honor. For the latest information regarding Razorback basketball, please visit [ArkansasRazorbacks.com](http://ArkansasRazorbacks.com) or follow @RazorbackMBB and @RazorbackWBB on Twitter.

2002 Amber Nicholas Shirey

The 1990 Southwest Conference Tournament MVP, Amber Nicholas Shirey lettered from 1989–92 and was a two-time All-SWC selection. The career leader in assists at Arkansas prior to the 2002 season, no point guard has matched her team's run of back-to-back conference titles and three consecutive NCAA appearances. The only 1,000 point–500 assist Lady'Back, she was a two-time CoSIDA Academic All-American, was NCAA Woman of the Year for the state of Arkansas and received an NCAA Postgraduate Scholarship. Becoming an assistant coach in 1993, she was an assistant for the 1998 NCAA Final Four team.

2004 Tracy Webb Rice

The fourth Lady Razorback basketball player inducted into the Arkansas Sports Hall of Honor, Tracy Webb Rice was the fiery leader of the basketball team during its climb to power in the Southwest Conference era. Webb's scrappy play resulted in four consecutive 20–win seasons, the Lady'Backs' first NCAA tournament appearance and first major title with the 1987 National Women's Invitational Tournament. The leader of a recruiting class that put Arkansas on the map, the Batesville, Ark., native stole more than the basketball during her four-year career. Aside from 293 basketballs, Webb stole the show and the hearts of Lady'Back fans as one of the most popular on-the-court personalities of the mid-1980s. The first true point guard star, Webb finished her career holding almost all the Lady Razorback assist and steal records. She was the first Lady'Back player to earn "first team" all-Southwest Conference honors, a distinction that began her senior season. She was also one of the first three Lady'Backs named conference player of the week. Her junior season team was the first in school history to earn an NCAA berth,

# HALLS OF HONOR/FAME

losing by a point at Missouri in the opening round, 66–65. Her senior season was exciting as the LadyBacks missed beating #1–ranked UT by a bucket in Fayetteville (59–56) and at the SWC Tournament (72–70), then was overlooked for a return trip to the NCAA. Fueled to prove they belonged in the NCAA, Webb's team crushed the WNIT field by a 16–point average as she was named the tournament MVP.

2005 Christy Smith

2014 Shameka Christon

The first Arkansas women's basketball player to earn Associated Press All–America honors, Hot Springs, Ark., native Shameka Christon became Arkansas' first, first–round professional draft selection after earning 2004 Southeastern Conference Player of the Year honors. Leading the league in scoring with 21.8 points–per–game her senior year, Christon played in three NCAA tournaments at Arkansas and closed her career as the second all–time leading scorer with 1,951 points. She led Arkansas to semifinal finishes at the 2001 and 2002 SEC Women's Basketball Tournament, still the all–time best performance for the Razorbacks. As a six–year veteran with the WNBA New York Liberty, she was on the 2004 Rookie Team and a WNBA All–Star in 2009. Christon was traded to the Chicago Sky for the 2011 season but injuries kept her out of the lineup. Christon is now with the Phoenix Mercury.

2017 Amy Wright

The all–time record holder for assists in a career (717) and second for a single season (205), Wright finished her career as the first starting point guard to take her team to four consecutive post–season appearances (1999–2000, WNIT; 2001–02, NCAA). As a freshman, Wright guided Arkansas to the 1999 WNIT Championship. Her teams won 77 games, including three 20–win seasons, for one of the most successful four–year periods for Arkansas. Her senior season team set the Arkansas record for the least turnovers in a season. After her playing career, she has become a successful Division I women's basketball assistant coach. An SEC Academic Honor Roll selection and member of the Arkansas Academic Honor Roll as a sophomore (1999–2000), Wright never missed a game, playing in a school–record 131 consecutive contests. She was named to the Women's Basketball News Service preseason All–America team in 2001–02. Following her collegiate career, Wright participated in the WNBA Pre–Draft Camp and was drafted by the Detroit Shock in 2002. A native of Williamsburg, Ind., Wright earned a bachelor's degree in marketing and management from Arkansas in 2002. She completed her master's degree in sports and administration from Ohio University in December 2012. Following her playing career, Wright went into coaching and currently serves as an assistant women's basketball coach at Texas A&M University.

2018 Sytia Messer

Named the most outstanding player of the 1998 NCAA West Regional, former Razorback women's basketball player Sytia Messer was an integral part of two of Arkansas' greatest women's basketball teams, the 1998 Final Four and 1999 WNIT Championship squads. Messer is a 1,000–point scorer (1,379) and, at 5–8, she pulled down 603 rebounds as one of the best rebounding guards in school history. She was a two–time captain for Arkansas as a junior and senior and she was named to the SEC All–Freshman team in 1996. Messer averaged 12.6 ppg in 1997–98, her best season, leading Arkansas to the program's first Final Four appearance. She was named to the Joe Smith Pre–Season All–American team in 1998–99 and then led her team as they ran the table to the WNIT title against Wisconsin. Along with her play for the Razorbacks, Messer also took time to play in the summer prior to graduation for the collegiate squad of Athletes in Action. She also played for the post–collegian Athletes in Action touring team. Following college, Messer began her coaching career with stops at Arkansas State, Memphis, Georgia Tech, Tennessee Tech and most recently Baylor.

## SOUTHWEST CONFERENCE HALL OF FAME

1994 Bettye Fiscus

As the first female athlete inducted into the Arkansas Sports Hall of Honor in 1994, Bettye Fiscus set the definition by which all other Arkansas women's basketball players are judged. She was the first player to score over 1,000 points in a career, and broke the school record in only two seasons. She went on to become the only Razorback women's basketball player over 2,000 points, and until Razorback All–American Todd Day in the early 1990s, Fiscus was the University's all–time leading scorer. She averaged 18.5 points per game during her career. She was a Wade Trophy Award finalist, an award given to the nation's top women's player. Her jersey number – No. 5 – was the first to be retired by the University of Arkansas – male or female – and was placed in the trophy case and the rafters of Barnhill Arena. In 2015 during a special ceremony, a banner was raised in her honor in Bud Walton Arena, the current home of Razorback Basketball. She still holds 12 Arkansas overall individual records including total points, career scoring average, field goals and free throws and eight class records. When she completed her career, she not only was the all–time leading scorer, but the leader in rebounds as well with 785.

2016 Bev Lewis (Women's Track and Field, Administrator)

Prior to Bev Lewis assuming the duties of director of women's athletics in 1989, her Razorback women's cross country and track teams had six top 20 national finishes, and she coached Team USA at the 1990 World Junior Cross Country Championships. Her coaching was instrumental in establishing Arkansas' perfect record of sending a team or individual to every collegiate national meet since the program's inception. Lewis also coached Arkansas' first women's conference championship team at the 1988 Southwest Conference Cross Country Championships. As a result, her peers voted her SWC Coach of the Year for the second year in a row. She also was named SWC Outdoor Track Coach of the Year in 1989. Lewis spent 19 years (1989–2007) as the director of Women's Athletics. She served collegiate athletics at the highest level as an administrator, as a member of the NCAA Management Council, the NCAA Championship Cabinet and the Southeastern Conference Executive Committee. From 2008–14, Lewis served as Associate Vice Chancellor and Executive Associate Athletic Director in the combined men's and women's athletic program. In 1998, she was voted into the University of Arkansas Hall of Honor for her contributions as a coach and administrator. In recognition of her outstanding achievements, Lewis was named to Arkansas Business magazine's "Top 100 Women in Arkansas" in 1996, 1997 and 1998. The publication also named her to their 2010 "Women of Influence" in Arkansas.



2017 Amber Nicholas Shirey

Selected in 2017, Amber Nicholas began her career at Arkansas as a player for the Razorbacks (1989–92) becoming the first women's student–athlete selected to receive a NCAA Postgraduate Scholarship. She closed her career as one of two players in school history to rank on four career total lists (points, 6th; rebounds, 10th; steals, 2nd; assists, 1st). Twice named All–Southwest Conference, she was the MVP of the 1991 SWC tournament, leading Arkansas to the first non–Texas title. Shirey equaled her court performance in the classroom. A kinesiology major, she had over a 3.9 GPA, and twice was voted to the College Sports Information Directors of America's Academic All–America Team. She was a three–time conference academic team member.

Shirey graduated and went on to a student coaching role for one season before being named assistant coach, a position she held for 14 seasons with two different head coaches. In 2007 Shirey redefined herself in a new role as executive director of operations, a position she held until returning to the sidelines as the Razorback assistant.

2018 Tracy Webb

The fourth Lady Razorback basketball player inducted into the Arkansas Sports Hall of Honor, Tracy Webb Rice was the fiery leader of the basketball team during its climb to power in the Southwest Conference era. Webb's scrappy play resulted in four consecutive 20–win seasons, the LadyBacks' first NCAA tournament appearance and first major title with the 1987 National Women's Invitational Tournament. The leader of a recruiting class that put Arkansas on the map, the Batesville, Ark., native stole more than the basketball during her four–year career. Aside from 293 basketballs, Webb stole the show and the hearts of LadyBack fans as one of the most popular on–the–court personalities of the mid–1980s. The first true point guard star, Webb finished her career holding almost all the Lady Razorback assist and steal records. She was the first LadyBack player to earn "first team" all–Southwest Conference honors, a distinction that began her senior season. She was also one of the first three LadyBacks named conference player of the week. Her junior season team was the first in school history to earn an NCAA berth, losing by a point at Missouri in the opening round, 66–65. Her senior season was exciting as the LadyBacks missed beating #1–ranked UT by a bucket in Fayetteville (59–56) and at the SWC Tournament (72–70), then was overlooked for a return trip to the NCAA. Fueled to prove they belonged in the NCAA, Webb's team crushed the WNIT field by a 16–point average as she was named the tournament MVP.



