

ARKANSAS RAZORBACKS

MBB SID: Mike Cawood
EMAIL: tmcawood@uark.edu
CELL: 479-236-2090

GAME 3: NORTHERN IOWA PANTHERS AT ARKANSAS RAZORBACKS

NOV. 17, 2021 • WEDNESDAY • 7:00 PM • FAYETTEVILLE, ARK. • BUD WALTON ARENA (19,200)/NOLAN RICHARDSON COURT

2021-22 SCHEDULE / RESULTS					
Date	Day	ARK RANK AP/COACH	OPPONENT Rank AP/Coach	Television	Time (CT)/ Result
Nov. 9	Tues	#16/15	MERCER	SECN+	W 74 61
Fayetteville, Ark. Bud Walton Arena • Nolan Richardson Court					
Nov. 13	Sat	#16/15	GARDNER-WEBB	SECN+	W 86 69
Fayetteville, Ark. Bud Walton Arena • Nolan Richardson Court					
Nov. 17	Wed	#16/15	NORTHERN IOWA	SECN+	7:00 pm
Fayetteville, Ark. Bud Walton Arena • Nolan Richardson Court					
Nov. 22	Mon		vs. Kansas State +	ESPNEWS	8:00 pm
Kansas City, Mo. T-Mobile Center					
Nov. 23	Tues		vs. Cincinnati or Illinois +	ESPNEWS/2	6/8:30 pm
Kansas City, Mo. T-Mobile Center					
Nov. 28	Sun		Penn	SEC Network	3:00 pm
Fayetteville, Ark. Bud Walton Arena • Nolan Richardson Court					
Dec. 1	Wed		CENTRAL ARKANSAS	SECN+	7:00 pm
Fayetteville, Ark. Bud Walton Arena • Nolan Richardson Court					
Dec. 4	Sat		LITTLE ROCK	SEC Network	3:00 pm
Fayetteville, Ark. Bud Walton Arena • Nolan Richardson Court					
Dec. 7	Tues		CHARLOTTE	SEC Network	8:00 pm
Fayetteville, Ark. Bud Walton Arena • Nolan Richardson Court					
Dec. 11	Sat		vs. Oklahoma	ESPN2	12:30 pm
Tulsa, Okla. BOK Center					
Dec. 18	Sat		vs. HOFSTRA	--	7:00 pm
North Little Rock, Ark. Simmons Bank Arena					
Dec. 21	Tues		ELON	SEC Network	6:00 pm
Fayetteville, Ark. Bud Walton Arena • Nolan Richardson Court					
Dec. 29	Wed		at Mississippi State *	SEC Network	8:00 pm
Starkville, Miss. Humphrey Coliseum					
Jan. 4	Tues		VANDERBILT *	SEC Network	7:30 pm
Fayetteville, Ark. Bud Walton Arena • Nolan Richardson Court					
Jan. 8	Sat		at Texas A&M *	SEC Network	Noon
Bryan-College Station, Texas Reed Arena					
Jan. 12	Wed		MISSOURI *	SEC Network	8:00 pm
Fayetteville, Ark. Bud Walton Arena • Nolan Richardson Court					
Jan. 15	Sat		at LSU *	ESPN	1:00 pm
Baton Rouge, La. Pete Maravich Assembly Center					
Jan. 18	Tues		SOUTH CAROLINA *	SEC Network	6:00 pm
Fayetteville, Ark. Bud Walton Arena • Nolan Richardson Court					
Jan. 22	Sat		TEXAS A&M *	SEC Network	7:30 pm
Fayetteville, Ark. Bud Walton Arena • Nolan Richardson Court					
Jan. 26	Wed		at Ole Miss *	SEC Network	6:00 pm
Oxford, Miss. Sandy and John Black Pavilion at Ole Miss					
Jan. 29	Sat		WEST VIRGINIA %	ESPN/2	1:00 pm
Fayetteville, Ark. Bud Walton Arena • Nolan Richardson Court					
Feb. 2	Wed		at Georgia *	ESPN2/U	6:00 pm
Athens, Ga. Stegeman Coliseum					
Feb. 5	Sat		MISSISSIPPI STATE *	SEC Network	7:30 pm
Fayetteville, Ark. Bud Walton Arena • Nolan Richardson Court					
Feb. 8	Tues		AUBURN *	ESPN/2	6:00 pm
Fayetteville, Ark. Bud Walton Arena • Nolan Richardson Court					
Feb. 12	Sat		at Alabama *	ESPN/2	11:00 am
Tuscaloosa, Ala. Coleman Coliseum					
Feb. 15	Tues		at Missouri *	SEC Network	8:00 pm
Columbia, Mo. Mizzou Arena					
Feb. 19	Sat		TENNESSEE *	ESPN/2	TBA
Fayetteville, Ark. Bud Walton Arena • Nolan Richardson Court					
Feb. 22	Tues		at Florida *	ESPN/2	6:00 pm
Gainesville, Fla. Exactech Arena at Stephen C. O'Connell Center					
Feb. 26	Sat		KENTUCKY *	CBS	1:00 pm
Fayetteville, Ark. Bud Walton Arena • Nolan Richardson Court					
Mar. 2	Wed		LSU *	ESPN2/U	8:00 pm
Fayetteville, Ark. Bud Walton Arena • Nolan Richardson Court					
Mar. 5	Sat		at Tennessee *	ESPN/2	TBA
Knoxville, Tenn. Thompson-Boling Arena					
Mar. 9-13	Wed-Sun		SEC Tournament ^		
Tampa, Fla. Amalie Arena					
Mar. 17-20	Thurs-Sun		NCAA 1st and 2nd Rounds \$		
Portland • Buffalo • Indianapolis • Fort Worth • Milwaukee • Greenville (S.C.) • Pittsburgh • San Diego					
Mar. 24-27	Thurs-Sun		NCAA Regional Rounds \$		
San Francisco • San Antonio • Philadelphia • Chicago					
Apr. 2-4	Sat-Mon		NCAA Final Four \$		
New Orleans, La. (Mercedes-Benz Superdome)					

* - Southeastern Conference game
% - SEC/Big 12 Challenge
\$ = NCAA Championship

+ - Hall of Fame Classic
^ - SEC Tournament

@RazorbackMBB @EricPMusselman || @RazorbackMBBRec @ericpmusselman

#16/15 ARKANSAS RAZORBACKS

Eric Musselman (San Diego '87)
at UA: 47-19 (3rd) Collegiate: 157-53 (6th)

www.ArkansasRazorbacks.com

#16/15 ARKANSAS RAZORBACKS

Eric Musselman (San Diego '87)
at UA: 47-19 (3rd) Collegiate: 157-53 (6th)

NORTHERN IOWA PANTHERS

Ben Jacobson (North Dakota, 1994)
at UNI: 302-191 (16th) Career: Same

- GAME COVERAGE -

TELEVISION: SEC NETWORK PLUS
Brett Dolan (PxP) || Manuele Watkins (Analyst)

RADIO: LEARFIELD RAZORBACK SPORTS NETWORK
Chuck Barrett (PxP) || Matt Zimmerman (Analyst)

SATELLITE RADIO:
Sirius: 135 || XM: 190 || Online Channel: 961

ONLINE:
LIVE STATS: www.Arkansas.StatBroadcast.com
STREAMING VIDEO: <http://www.espn.com/watch/player?id=a88ca69f-0d43-42cc-86a4-cae5ce150961>

Versus Northern Iowa

Arkansas and Northern Iowa are meeting for the first time..

Runs from Games 1 & 2

- Versus Mercer, Arkansas was down one (54-53) with 9:41 to play before going on an **18-3 over an eight-minute span** to claim a 74-61 victory. The Razorbacks forced seven turnovers during the span and held Mercer to 1-of-7 shooting.
- The Gardner-Webb game was tied, 15-15, with seven minutes to play in the first half. GWU went on a 6-0 run before the Hogs answered with a **14-0 run**. Ultimately, Arkansas would **out-score the Runnin' Bulldogs 29-5 over a 6:41 span**, putting the Razorbacks up 18 (44-26) at the 19:44 mark of the second half.

Notae Leads SEC in Scoring

- Its early, but facts are facts. JD Notae has scored 48 points through two games and leads the SEC, while ranking 20th nationally, with his 24.0 scoring average. He additionally ranks second in the SEC (13th NCAA) by making 4.5 3-pointers per game.
- Notae scored 30 in the season opener.
- His third career 30+-point game and his best effort as a Razorback.
- The sixth Razorback to score at least 30 in a season opener.
- Marked the 134th time in Arkansas history a player has scored at least 30 points and Notae was the 50th Razorback to accomplish the feat.
- Notae scored an efficient 18 points (in just 26 minutes) versus Gardner-Webb.

Notae Steals the Show

- In addition to his play on the offensive end, JD Notae is also producing on the defensive end. The senior had a career-high seven steals in the season opener and added two versus Gardner-Webb.
- He leads the SEC - and ranks sixth in the NCAA in steals per game at 4.5.
- His seven steals versus Mercer rank 8th (tied) on the Arkansas single-game list.

Can I Help You?

- After tallying just 32 assists (10.7 avg.) in the two exhibitions and season opener, Arkansas exploded for 23 assists in the Gardner-Webb game, which led to the Razorbacks shooting 47.1 percent. Also, it was the second-best total of assists by Arkansas under Musselman.
- Jaylin Williams has been Arkansas' top passer through two games, posting career-highs with five assists in both contests to rank sixth int he SEC.
- Williams is the only player 6-9 or taller in the NCAA to average 5.0 assists to date.** (VMI's Lewis Rowe at 6-10 and Belmont's Nick Muszynski at 6-11 each average 4.5).

SERIES INFO:

• FIRST MEETING •

NCAA STAT COMPARISON

80.0	--	Scoring Off.	70.0	--
65.0	--	Scoring Def.	63.7	--
+15.0	--	Scoring Margin	+6.3	--
.472	--	FG%	.436	--
.452	--	FG% Def.	.429	--
.396	--	3PT%	.315	--
9.5	--	3PT Made/Gm	7.7	--
.419	--	3PT% Def.	.287	--
.676	--	FT%	.672	--
+11.5	--	Reb. Margin	+1.7	--
18.0	--	Assists/Gm	12.7	--
1.50	--	A/TO Ratio	1.09	--
+4.5	--	TO Margin	-1.3	--
3.5	--	Blocks/Gm	1.0	--
9.0	--	Steals/Gm	4.7	--
11.5	--	Fouls/Gm	13.3	--

DID YOU KNOW...

The 2021-22 season marks the 30th anniversary of Arkansas joining the SEC?

In Arkansas' first year in the SEC, the Razorbacks...

- were the **overall, SEC regular-season champions**, posting a 13-3 league record.
- finished with an **overall record of 26-8**, tying for the 4th-most wins in a season at the time.
- advanced to the NCAA 2nd Rd.
- ranked **#8 in the final UPI/Coaches poll**, #9 in the AP poll and #10 in the USA Today poll.
- had All-Americans and consensus first team All-SEC picks Todd Day and Lee Mayberry as well as third team All-SEC selection Oliver Miller.
- led the NCAA with 674 assists.

THE RAZORBACKS

No.	Name		Pos.	Yr.	Ht.	Wt.	Hometown	High School / Previous School	Span	Reach	Vertical	Vertical
0	Stanley Umude	Uh-Moo-day	G	Gr.Sr.	6-6	210	San Antonio, Texas	Warren HS / South Dakota	6' 10"	8' 6"	35"	42"
1	JD Notae	No-Tay	G	Sr.	6-2	190	Covington, Ga.	Newton HS / Jacksonville	6' 6.5"	8' 0"	33"	42"
2	Khalen "KK" Robinson	Kay-lin	G	So.	6-0	180	Little Rock, Ark.	Oak Hill (Va.) Academy	6' 7"	8' 0"	31"	37"
3	Trey Wade		F	Gr.Sr.	6-6	225	Marietta, Ga.	South Cobb HS / Wichita State	6' 11"	8' 7"	31.5"	38"
4	Davonte "Devo" Davis		G	So.	6-4	185	Jacksonville, Ark.	Jacksonville HS	6' 7"	8' 3"	30	35"
5	Au'Diese Toney	Awe-Deece	G	Sr.	6-6	205	Huntsville, Ala.	Trinity Christian (N.C.) Academy / Pittsburgh	6' 8"	8' 5"	34.5"	40.5"
10	Jaylin Williams		F	So.	6-10	240	Fort Smith, Ark.	Fort Smith Northside HS	7' 1.5"	9' 0"	26"	35"
11	Chris Lykes	"Likes"	G	Gr.Sr.	5-7	160	Mitchellville, Md.	Gonzaga College (D.C.) HS / Miami	5' 11"	7' 1"	34"	45"
13	Chance Moore		G	Fr.	6-5	190	Brookhaven, Ga.	McEachern HS	6' 9"	8' 8.5"	29"	37"
14	Jaxson Robinson		G	So.	6-6	190	Ada, Okla.	Ada HS / Texas A&M	7' 0"	8' 7"	30"	33.5"
20	Kamani Johnson	Kuh-ma-Nee	F	R-Jr.	6-7	230	Brooklyn, N.Y.	Holy Spirit (Ga.) Prep School / Little Rock	6' 10"	8' 9"	29"	35"
21	Cade Arbogast	(ineligible / transfer)	G	So.	6-3	170	Concord, Calif.	De La Salle HS / Lane (Ore.) CC	6' 3"	8' 0"	26"	31"
23	Connor Vanover		F	Jr.	7-3	225	Little Rock, Ark.	Findlay (Nev.) Prep / California	7' 5.5"	9' 10"	21"	24.5"
45	Lawson Blake		F	Fr.	6-10	225	Fayetteville, Ark.	Fayetteville HS / Link Year Prep (Mo.)	6' 6"	8' 7"	31.5"	38"

Head Coach: Eric Musselman (San Diego, 1987)

Assistant Coach: Clay Moser (Wisconsin-La Crosse, 1987)

Assistant Coach: Gus Argenal (UC Davis, 2004) • pronounced Are-GIN-nall

Assistant Coach: Keith Smart (Indiana, 1995)

Director of Operations: Anthony Ruta (Arizona State, 2012) • pronounced ROO-tah

Director of Recruiting/Asst. Dir. of Operations: Michael Musselman (San Diego, 2018)

Head Athletic Trainer: Matt Townsend (Idaho, 2017)

Graduate Assistants: Caleb Cline (South Dakota, 2020) • Raheem Martin (Greensboro College, 2016) • Jake Alburtus (Western Michigan, 2020) • Markus Black (Florida A&M, 2010) Sam Little (Texas, 2020) • Ty McHone (Charlotte, 2019) • Trey Smith (Findlay, 2020) • Camden Taylor (North Carolina A&T, 2019)

Director of Scouting and Analytics: Hays Myers (LSU, 2016)

Director of Player Development: Mike Ekanem (Texas Lutheran, 2005) • pronounced EE-con-EM

Director of Internal Operations: Riley Hall (Arkansas, 2016)

Recruiting Coordinator: Ronnie Brewer Jr. (Arkansas, 2015)

Asst. Director for Basketball Operations: Jon Blake (Arkansas, 2015)

Head Strength Coach: Dave Richardson (Louisiana-Monroe, 1989)



0 • Stanley UMUDE
South Dakota '21 • General Studies
2nd Undergrad: Arts & Sciences



1 • JD NOTAE
Recreation and Sport Management



2 • Khalin "KK" ROBINSON
Recreation and Sport Management



3 • Trey WADE
Wichita State '21 • General Studies
Master's in Adult & Lifelong Learning



4 • Davonte "Devo" DAVIS
Recreation and Sport Management



5 • Au'Diese TONEY
Communications



10 • Jaylin WILLIAMS
Recreation and Sport Management



11 • Chris LYKES
Miami '21 • Sport Admin/Marketing
2nd Undergrad: Arts & Sciences



13 • Chance MOORE
Recreation and Sport Management



14 • Jaxson ROBINSON
Arts and Sciences



20 • Kamani JOHNSON
Communications



21 • Cade ARBOGAST
Communications



23 • Connor VANOVER
Communications



45 • Lawson BLAKE
Exercise Science



Eric MUSSELMAN
Head Coach



Clay MOSER
Assistant Coach



Gus ARGENAL
Assistant Coach



Keith SMART
Assistant Coach



Anthony RUTA
Director of Basketball Operations



Hays MYERS
Director of Scouting & Analytics



Michael MUSSELMAN
Dir. of Recruiting/Asst. Dir. Ops



Riley HALL
Director of Internal Operations



Mike EKANEM
Dir. of Player Development



Ronnie BREWER Jr.
Recruiting Coordinator



Jon BLAKE
Ast. Dir. of Administration

ABOUT ARKANSAS

Location.....Fayetteville, Ark.
Enrollment.....27,559
Founded.....1871
Colors.....Cardinal (PMS 201) and White
Nickname.....Razorbacks
Conference.....Southeastern (SEC)
System President.....Dr. Donald R. Bobbitt (Arkansas, 1980)
Interim Chancellor ...Dr. Charles F. Robinson (Houston, 1987)
Vice Chancellor / AD.....Hunter Yurachek (Guilford, 1990)
Faculty Representative.....Gerald Jordan (Arkansas, 1970)
Deputy AD/MBB Admin....Clayton Hamilton (Arkansas, 1994)
Arena (Capacity).....Bud Walton Arena (19,200)

HISTORY

First Year of Basketball.....1923-24
Seasons.....99th
Head Coaches.....13
Overall Conference Championships.....24 (2 SEC, 22 SWC)
NCAA Tournament Record / App.....45-33 (.577) / 34
NIT Record / App.....6-5 / 4
SEC Tournament Record.....29-28

- Davonte Davis tied his career-high with a game-best six assists versus Gardner-Webb.
- Stanley Umude, Trey Wade and Khalen Robinson each contributed three assists in the GWU win.

Affecting the Game ... Is Not All About Scoring

VERSUS MERCER

- Davonte Davis did not score in the opener versus Mercer. In fact, he did not even attempt a shot from the field nor the line.
- However, he led the team in Plus-Minus at +19 thanks to his defense on Mercer's top player, guard Neftali Alvarez, who was just 4-of-13 from the field, including 0-of-6 from 3-point range.

VERSUS GARDNER-WEBB

- Jaylin Williams only scored three points versus the Runnin' Bulldogs, but he was arguably the team's best player thanks to eight rebounds, five assists (tying his career high) and drawing three charges.

Big Man Comes Up Big

- Connor Vanover scored the first points of the game versus Gardner-Webb and capped a 29-5 run that started in the first half and ended with the first basket of the second half.
- Overall, he finished with a game-high 19 points (his second-best as a Razorback and third-best of his career) on 7-of-12 shooting (1-of-2 from 3PT) and going 4-of-4 at the free throw line.
- He added seven rebounds, three blocked shots and two assists.
- OH AND BY THE WAY he did it all in just 17 minutes played.

Second Half Surge

- Eric Musselman must give some great halftime speeches as the Razorbacks out-score their opponents by 5.9 points in the second half in his two-plus year.

^ 209-20	ARK 2nd HALF: 1,304 pts	OPP 2nd Half: 1,173 pts	DIFF: ARK +131 or 4.1 avg. (32 gms)
^ 2020-21	ARK 2nd HALF: 1,388 pts	OPP 2nd Half: 1,150 pts	DIFF: ARK +238 or 7.4 avg (32 gms)
^ 2021-22	ARK 2nd HALF: 90 pts	OPP 2nd Half: 68 pts	DIFF: ARK +22 or 11.0 avg (2 gms)

TOTALS ARK 2nd HALF: 2,782 pts OPP 2nd Half: 2,391 pts DIFF: ARK +391 or 5.9 avg (66 gms)

- By comparison in the first half under Musselman: ARK (2,367 pts) and OPP (2,182 pts) for a difference of ARK +185 (2.8 avg.)
- According to HogStats, Musselman's 5.9 second-half differential is the best second-half scoring margin among the last eight Razorback head coaches.

+5.9 PPG in the second half	Eric Musselman	2019-pres.
+4.7 PPG in the second half	Nolan Richardson	1985-02
+3.6 PPG in the second half	Eddie Sutton	1975-85
+2.7 PPG in the second half	Mike Anderson	2011-19
+2.2 PPG in the second half	Stan Heath	2002-07
+0.8 PPG in the second half	John Pelphrey	2007-11
+0.8 PPG in the second half	Lanny Van Eman	1970-74
-1.6 PPG in the second half	Duddy Waller	1966-70

Razorbacks Stay 16th In AP

- After a 13-point win over Mercer in the season opener and a 17-point win over Gardner-Webb last Saturday, Arkansas remained #16 in the AP poll. The Coaches did not release a poll this week.
- This is the seventh straight week Arkansas has appeared in the AP poll and the 273rd appearance all-time. Arkansas is 16-6 all-time as the #16 team in the AP poll and is 405-120 all-time when ranked.
- Other teams of note in the AP poll this week are SEC foes Kentucky (#13), Alabama (#14), Tennessee (#17), Auburn (#21) and Florida (#24). Mississippi State and LSU were among those getting votes. Also in the poll is potential Hall of Fame Classic opponent Illinois (#10).

Media Picks Arkansas to Finish 3rd in SEC

- The Arkansas men's basketball team was picked to finish third and sophomore guard Davonte Davis was selected second team All-SEC by a select panel of both SEC and national media members.
- The #3 SEC preseason rank is the highest for the Razorbacks since being picked third for the 2014-15 season, a year the Razorbacks finished second. Last season Arkansas was picked sixth in the preseason and finished regular-season runner-up.
- Kentucky was picked to win the SEC with Alabama picked second ahead of the Razorbacks. Vanderbilt's Scotty Pippen Jr., was selected as the SEC Preseason Player of the Year.

Davis and Notae Get SEC Preseason Recognition

- Davonte Davis was voted preseason second team All-SEC by both the league's media and coaches while JD Notae was picked preseason first team All-SEC by the coaches. While Notae did make the media's preseason team, he did receive voted for preseason SEC Player of the Year.
- Notae, last year's SEC Sixth Man of the Year as well as Bleacher Report's National Sixth Man of the Year, is the Razorbacks' top returning scorer (12.8). Overall, Notae was third on the team in scoring behind Moses Moody and Justin Smith, but he led the team in scoring 22.2 points per 40 minutes. He additionally led the team in steals (46) and ranked seventh in the SEC in free throws made (92).
- Davis played a key role in Arkansas late-season success and run to the NCAA Elite 8. He played in 30 games with 17 starts, including each of the last 14. In the postseason (SEC/NCAA), Davis averaged 12.3 points and was second on the team in both rebound average (6.7) and assists (17). He was second on the team in deflections and, on a per 40 minute basis, averaged 14.2 points and 7.5 rebounds. Davis is just one of two Razorback freshmen to ever have at least 15 points, 5 rebounds and 5 assists in a game and is the only Razorback rookie to do it twice in a season.

New Assistants

- Head coach Eric Musselman added two assistant coaches for the 2021-22 season. However, the two are not new to working with Coach Muss.
- **Gus Argenal** worked under Musselman for two seasons at Nevada.
- ^ 2017-18 season as an assistant coach

PRESEASON PRAISE

Davonte Davis

- Preseason 2nd Tm All-SEC (Media)
- Preseason 2nd Tm All-SEC (Coaches)
- 1 of 20 Break-Out Players (Jon Rothstein - College Hoops Today)

CHRIS LYKES

- 2022 Jersey Mike's Naismith Trophy Watch List
- #20 ranked returning player in college basketball (Andy Katz - March Madness)
- #51 on CBSSports.com Top 100 and 1 Best College Basketball Players entering 2021-22
- 1 of 30 Impact Transfers (Jon Rothstein - College Hoops Today)

JD Notae

- Preseason 1st Tm All-SEC (Coaches)

Jaylin Williams

- 1 of 20 Under-The Radar Break-Out Player (Jon Rothstein - College Hoops Today)
- 1 of 20 Glue Guys (Jon Rothstein - College Hoops Today)

Razorback Transfers Bring Lots of Scoring

Arkansas has five transfers that are immediately eligible this year, one that had to sit-out last season and two that played last year, but had to sit out the 2019-20 season. Here is the breakdown

• 5 immediately eligible transfers 4,125 pts

^ Stanley Umude	1,520 at South Dakota
^ Chris Lykes	1,256 at Miami
^ Au'Diese Toney	763 at Pitt
^ Trey Wade	556 at UTEP/Wichita St.
^ Jaxson Robinson	30 at Texas A&M

• 1 sit-out transfer 479 pts

^ Kamani Johnson	479 at Little Rock
------------------	--------------------

• 2 previous sit-outs 1,138 pts

^ JD Notae	929 at Jacksonville
^ Connor Vanover	209 at Cal

Transfers Eligible for 2021-22 (D-I pts only)

School	No.	Points
Arkansas	6	4,604
Florida	4	3,882
SMU	4	3,733
Penn State	4	3,577
Kentucky	4	3,538
Georgia	5	3,354

Total Transfers on Roster (pts at previous D-I only)

School	No.	Points
Arkansas	8	5,742
Florida	6	4,615
Kentucky	5	4,175
Penn State	5	4,728

2020-21 MISCELLANEOUS STATS

DOUBLE-FIGURE SCORING GAMES

Player	17-18	18-19	19-20	20-21	21-22	Career
Davis	NA	NA	NA	14	1	15
Johnson	NA	5	15	RS	-	20
Lykes	16	27	21	2*	1	67
Moore	NA	NA	NA	NA	-	-
Notae	23	24	RS	21	2	70
J. Robinson	NA	NA	NA	0	-	0
K. Robinson	NA	NA	NA	1	-	1
Toney	NA	9	14	12	1	36
Umude	0	19	28	24	-	71
Vanover	NA	9	RS	7	1	17
Wade	9	JC	9	3	-	21
Williams	NA	NA	NA	1	-	1

20+ POINT SCORING GAMES

Player	17-18	18-19	19-20	20-21	21-22	Career
Davis	NA	NA	NA	1	-	1
Johnson	NA	0	3	RS	-	3
Lykes	0	10	6	1*	-	17
Notae	7	8	RS	5	1	21
Toney	NA	1	2	3	-	6
Umude	0	8	9	14	-	31
Vanover	NA	1	RS	1	-	2
Wade	1	JC	1	1	-	3

30+/40+ POINT SCORING GAMES

Player	17-18	18-19	19-20	20-21	21-22	Career
Johnson	NA	0/0	2/0	RS	-/-	2 / 0
Notae	1/0	1/1	RS	0/0	1/0	3 / 1
Umude	0/0	1/0	0/0	5/1	-/-	6 / 1

3+ THREE-POINTERS IN A GAME

Player	17-18	18-19	19-20	20-21	21-22	Career
Lykes	5	10	6	1*	-	22
Notae	7	11	RS	7	2	27
Robinson	NA	NA	NA	1	-	1
Toney	NA	0	1	1	-	2
Umude	0	1	2	5	-	8
Vanover	NA	1	RS	1	-	2
Wade	1	JC	2	1	-	4

5+ THREE-POINTERS IN A GAME

Player	17-18	18-19	19-20	20-21	21-22	Career
Lykes	0	2	2	0*	-	4
Notae	2	4	RS	0	1	7
Umude	0	0	0	2	-	2
Vanover	NA	1	RS	0	-	1

DOUBLE FIGURE REBOUNDING GAMES

Player	17-18	18-19	19-20	20-21	21-22	Career
Johnson	NA	1	6	RS	-	7
Notae	2	3	RS	0	-	5
Toney	NA	1	1	2	1	5
Umude	0	4	5	5	-	14
Vanover	NA	0	RS	2	-	2
Wade	1	JC	3	1	-	5
Williams	NA	NA	NA	4	-	4

DOUBLE FIGURE ASSISTS GAMES

Player	17-18	18-19	19-20	20-21	21-22	Career
Notae	0	1	RS	0	-	1

DOUBLE-DOUBLES

Player	17-18	18-19	19-20	20-21	21-22	Career
Johnson	NA	0	4	RS	-	4
Notae	2	3	RS	0	-	5
Toney	NA	0	1	2	1	4
Umude	0	3	5	5	-	13
Wade	1	JC	2	0	-	3

TRIPLE-DOUBLES

Player	17-18	18-19	19-20	20-21	21-22	Career
Notae	0	1	RS	0	-	1

5+ ASSIST GAMES

Player	17-18	18-19	19-20	20-21	21-22	Career
Davis	NA	NA	NA	2	1	3
Johnson	NA	0	3	RS	-	3
Lykes	6	6	3	2*	-	17
Notae	2	9	RS	3	-	14
Toney	NA	0	0	2	-	2
Umude	0	1	3	7	-	11
Wade	0	JC	0	2	-	2
Williams	NA	NA	NA	0	2	2

3+ STEALS IN A GAME

Player	17-18	18-19	19-20	20-21	21-22	Career
Davis	NA	NA	NA	2	1	3
Johnson	NA	1	0	RS	-	1
Lykes	1	4	2	1*	-	8
Notae	11	8	RS	6	1	26
Toney	NA	1	4	1	-	6
Umude	0	2	1	2	-	5
Vanover	NA	0	RS	1	-	1
Wade	1	JC	1	1	-	3

3+ BLOCKS IN A GAME

Player	17-18	18-19	19-20	20-21	21-22	Career
Notae	1	2	RS	1	-	4
Umude	0	5	6	1	-	12
Vanover	NA	5	RS	8	1	14
Wade	2	JC	1	0	-	3
Williams	NA	NA	NA	1	-	1

^ 2018-19 season as the associate head coach

^ The Wolf Pack went to the NCAA Tournament both years, including the Sweet 16 in his first season, and won the Mountain West Championship both years as well.

• **Keith Smart** has a long history with Musselman both as a player with the Rapid City Thrillers and Florida Beachdogs and as an assistant coach on Musselman's staff with the Golden State Warriors.

^ Served as head coach for the Cleveland Cavaliers, Golden State Warriors and Sacramento Kings.

^ Overall, Smart spent nine years playing professional basketball and 22 years coaching in professional basketball, including assistant positions with the New York Knicks, Memphis Grizzlies, Miami Heat, Kings, Warriors and Cavaliers. He got his start in the coaching business as head coach of the Fort Wayne Fury of the CBA in 1997.

2020-21 Attendance Leaders; Sold Out for 2021-22

• Arkansas led the NCAA in men's basketball attendance in 2020-21.

^ Averaged an NCAA-best 4,284

- Tenn., 2nd at 4,191 / TX Tech 2nd at 3,916

^ Had an NCAA-best 72,822 cumulative

- Tenn. 2nd at 67,056 / TX Tech 3rd at 58,734

• Arkansas was one of 17 DI schools to have an arena capacity of at least 20 percent

• *SIDE NOTE*, Arkansas women were 5th in both average (2,417) and cumulative (28,766) attendance.

• **After last season's success, Arkansas officially sold put Bud Walton Arena for the 2021-22 season on Oct. 18.**

Muss Has Most Wins Among SEC Since Arrival

• Since Eric Musselman's arrival, Arkansas leads the SEC in overall wins (47) and overall home wins (31).

OVERALL	SEC ONLY	HOME ALL	HOME SEC
ARK 47	BAMA 24	ARK 32	LSU 15
BAMA 44	UK 23	LSU 28	BAMA 14
LSU 42	LSU 22	TENN 26	ARK 13
MS ST 40	ARK 20	AUB 26	FLA 12
AUB 40	FLA 20	UGA 25	UK 12
TENN 37	3 with 19	MS ST 25	AUB 12

3-Ball Streak Continues

• On Feb. 9, 2019, Mason Jones made a 3-pointer at 18:43 of the first half at South Carolina to mark the 1,000th-straight game Arkansas made at least one triple.

• Arkansas ranks third on the NCAA active list of teams that have made at least one 3-pointer.

1. UNLV 1,131 consecutive games (thru 11/13)

2. Duke 1,117 consecutive games (thru 11/13)

3. ARKANSAS 1,077 CONSECUTIVE GAMES

4. Western Kentucky 1,072 consecutive games

• UNLV and Princeton (959 straight games) have made a 3-pointer in every game since the NCAA adopted the rule in 1986-87. Kentucky and Vanderbilt are the only other teams to make a 3-pointer in over 1,000 straight games.

• **The last game Arkansas did not make a 3-pointer was when the Razorbacks went 0-for-2 at Texas on Jan. 07, 1989.**

Five Lettermen Return

• Arkansas returns five lettermen from last year, including National/SEC Sixth Man of the Year JD Notae; starters Connor Vanover and Davonte Davis; key reserve Jaylin Williams and Khaleen Robinson, who only played in the first 11 games before a season-ending injury.

• The group combined for:

- 37.4% scoring, including 12.8 ppg by Notae

- 39.0% rebounding, 4 players getting at least 100

- 36.7% assists, 125 combined from Notae & Davis

- 54.4% blocks, including 51 of team's 158 by Vanover

- 43.4% steals, including team-best 46 by Notae

• Also back is sit-out transfer Kamani Johnson. The 6-7 forward was a third team All-Sun Belt selection who averaged 11.0 points, 6.7 rebounds and 2.2 assists per game while ranking 26th in the NCAA in free throw attempts.

Foes Now Bros

• Current Razorbacks Au'Diese Toney and Chris Lykes were rivals for three years – Toney at Pitt and Lykes at Miami.

• The two did not meet this past year as Lykes was injured.

• The pair split decisions in 2019-20, each winning at home. Lykes made 5-of-7 shots for 12 points with 4 assists in the win at home (Toney scored nine points). In the rematch in Pittsburgh, Toney posted a double-double (15 and 10). Lykes did not play due to injury.

• The duo only met once in 2018-19 with Lykes' squad getting the upper hand. Lykes had eight points and three assists while Toney had four points and six rebounds.

Stats Lost

• Arkansas lost four of its top five scorers, its top two rebounders, its top assist man and four of its top six steals producers.

• Namely, in Moses Moody and Justin Smith, Arkansas lost its top two scorers and its top two rebounders.

• Overall, with 10 players, Arkansas lost:

^ 1,631 points.....62.6% of scoring

^ 139 3's Made.....59.7% of 3's made

^ 326 FT Made.....65.1% of FT made

^ 676 Rebounds.....53.2% of Rebounds

^ 295 Assists.....63.3% of Assists

^ 142 Steals.....56.6% of Steals

Stats Gained

- With five transfers and a sit-out transfer, Arkansas has reloaded for 2020-21.
- Using 2020-21 stats (**except for Chris Lykes who only played two games ... will use 2019-20 season stats for Lykes and sit-out Kamani Johnson**), Arkansas' six incoming transfers match favorably with the 10 players it lost.

Also Note: Au'Diese Toney only played 16 games in 2020-21 and Jaxson Robinson only played in 14.

The 6 new for 2020-21	The 10 lost from 2020-21	The Diff
^ 1,688 points	1,631	+57
^ 135 3's made	139	-4
^ 443 FT made	326	+117
^ 672 rebs	676	-4
^ 279 assists	295	-16
^ 96 steals	142	-46

1K Club; Other Milestones

- Arkansas has three players that have eclipsed 1,000 points in there careers, including:
 - Stanley Umude 1,520 all at South Dakota
 - JD Notae 1,339 (929 at JU; 410 at ARK)
 - Chris Lykes 1,256 all at Miami, Fla.

PLAYER	CAREER PTS	PROJECTED GMS TO REACH 1K
- Au'Diese Toney	763	24.4 at 9.7 ppg

PROJECTIONS FOR OTHER MILESTONES

- Stanley Umude has already eclipsed the 500-rebound barrier with 549.
- JD Notae has 428 career rebounds; projection for 500th rebound 15.4 games into the season.
- Au'Diese Toney has 423 career rebounds; projection for 500th rebound 14.3 games into the season.
- Chris Lykes has 251 career assists; projection for 300th assist 17.9 games into the season.

Mutt and Jeff

- Arkansas features one of the tallest players in Division I - Connor Vanover at 7-3 -and one of the shortest - Chris Lykes at 5-7.

TALLEST PLAYERS IN D-I

Jamarion Sharp	Western Kentucky	7-5
Zach Edey	Purdue	7-4
Matt van Komen	Saint Mary's 7-4	
Riley Sorn	Washington	7-4
Connor Vanover	Arkansas	7-3
Jordan Wilmore	Missouri	7-3
Jasper Reinalda	Montana State	7-3

SHORTEST PLAYERS IN D-I

Brian White	Northwestern State	5-6
Chris Lykes	Arkansas	5-7
Damien Daniels	Abilene Christian	5-7
Xavier Bishop	Montana State	5-8
Tevin Brewer	FIU	5-8
Duke Deen	Troy	5-8



Big Neutral Site Match-Ups

- Arkansas will additionally play in two other high-profile non-conference events, including the Hall of Fame Classic and, albeit a year late, starting the 3-game series with Oklahoma in Tulsa.

HALL OF FAME CLASSIC

- Arkansas, Cincinnati, Illinois and Kansas State - four men's basketball programs that have combined to win three NCAA titles and reach 21 Final Fours - will compete at the **2021 Hall of Fame Classic** on Nov. 22 and 23 at T-Mobile Center in Kansas City, Mo.
- The Hall of Fame Classic is part of Kansas City's Hall of Fame Weekend, which also includes the National Collegiate Basketball Hall of Fame Class of 2021 induction celebration. The 2021 Hall of Fame Classic will mark the event's 21st season of operation in Kansas City.
- The 2021 Hall of Fame class includes Paul Pierce (Kansas), Antawn Jamison (North Carolina), Len Bias (Maryland), David Greenwood (UCLA), Hersey Hawkins (Bradley) and Jim Jackson (Ohio State) as well as coaches Rick Byrd and Tom Penders.

HALL OF FAME CLASSIC INSIDE THE NUMBERS

- Arkansas is 6-5 all-time in games played in Kansas City, including the 1941 Elite 8/Final 4; 1945 Elite 8/Final 4; 1946 Big 6 Tournament; 1949 NCAA Elite 8/Consolation and 1996 NCAA Sweet 16/Elite 8.
- Arkansas is 1-3 all-time versus Cincinnati, including 1-1 at neutral sites and 1-0 in Kansas (Lawrence).
- Arkansas is 0-5 all-time versus Illinois, including 0-4 at neutral sites.
- Arkansas is 3-8 all-time versus Kansas State, including 0-5 at neutral sites at 0-2 in Kansas City.

ARKANSAS-OKLAHOMA SERIES

- Border rivals Arkansas and Oklahoma announced a multi-year, men's basketball series to be played in consecutive years at the BOK Center in Tulsa, Okla., the first game in the series was set for December 12, 2020, but was postponed a year due to COVID-19. The series will now start the first week of December 2021.
- Located midway between the Arkansas (116 miles) and Oklahoma (125 miles) campuses, the BOK Center offers a central location that caters to alumni and fan bases from both universities. Tickets for the matchup will be divided at midcourt to create a unique 50-50 atmosphere for fans from each school.
- The Arkansas and Oklahoma series includes 28 games dating back to the 1938-39 season. Arkansas owns a 16-12 advantage in the series, including a 5-0 record when the teams play on a neutral court. The teams have never met in Tulsa.

2021-22 MISCELLANEOUS STATS

RECORD BREAKDOWN

At Home	2-0
On The Road	0-0
Neutral	0-0
White Uniforms	0-0
White '94 Throwback Uniforms	2-0
White "Hog" Uniforms	0-0
Cardinal Uniforms	0-0
Anthracite Uniforms	0-0

GENERAL

When Arkansas controls the tip	2-0
When opponent controls the tip	0-0
When Arkansas scores first	2-0
When opponent scores first	0-0

LEADS AND DEFICITS

Leading at the half	1-0
home: 1-0 road: 0-0 neutral: 0-0	
Trailing at the half	1-0
home: 1-0 road: 0-0 neutral: 0-0	
Tied at the half	0-0
home: 0-0 road: 0-0 neutral: 0-0	

Games decided by 1-to-5 points	0-0
Games decided by 6-to-10 points	0-0
With 5:00 left	Leading: 2-0 Trailing: 0-0 Tied: 0-0
With 2:00 left	Leading: 2-0 Trailing: 0-0 Tied: 0-0
Overtime games	0-0

OFFENSE

Scoring less than 70 points	0-0
Scoring 70-79 points	1-0
Scoring 80-89 points	1-0
Scoring 90-99 points	0-0
Scoring 100+ points	0-0
1 or 2 Players in Double Figures	0-0
3 Players in Double Figures	2-0
4 Players in Double Figures	0-0
5-7 Players in Double Figures	0-0
8+ Players in Double Figures	0-0
At least 1 Player Scores 20+ Points	1-0
When 2+ Players Score 20+ Points	0-0
FG Shooting	50% or better: 0-0 Below 50%: 2-0
3PT FG Shooting	33% or better: 1-0 Below 33%: 1-0

REBOUNDING/TURNOVERS

When out-rebounding opponent	2-0
When out-rebounded	0-0
When rebounds are even	0-0
When grabbing 10+ offensive reb	2-0
When forcing 15+ turnovers	2-0
When committing less than 15 turnovers	1-0

BY MONTH

In November	2-0
In December	0-0
In January	0-0
In February	0-0
In March	0-0

LED HIS TEAM IN SCORING (INCLUDES TIES)

Player	17-18	18-19	19-20	20-21	21-22	Career
Davis	NA	NA	NA	3	-	3
Johnson	NA	0	5	RS	-	5
Lykes	3	13	11	1	-	28
Notae	15	16	RS	7	1	39
Toney	NA	0	3	1	-	4
Umude	0	13	13	14	-	40
Vanover	NA	1	RS	2	1	4
Wade	5	JC	3	1	-	9

LED HIS TEAM IN REBOUNDING (INCLUDES TIES)

Player	17-18	18-19	19-20	20-21	21-22	Career
Davis	NA	NA	NA	2	-	2
Johnson	NA	2	8	RS	-	10
Lykes (assists)	6	12	10	1	-	28
Notae	3	13	RS	0	-	17
Toney	NA	12	5	2	1	20
Umude	0	8	13	12	-	33
Vanover	NA	3	RS	5	-	8
Wade	5	JC	7	5	-	17
Williams	NA	NA	NA	7	1	8

ARKANSAS IN 2020-21 RANKINGS

Thru Nov. 14, 2021



TEAM IN THE NCAA/SEC

	NCAA	SEC	NO.
3-pt Field Goal Attempts (350 ranked)	153	9	48
Assist Turnover Ratio (350 ranked)	64	7	1.5
Assists Per Game (350 ranked)	47	6	18
Blocked Shots Per Game (340 ranked)	148	10	3.5
Defensive Rebounds per Game (350 ranked)	217	12	25.5
Fewest Fouls (350 ranked)	39	2	23
Fewest Turnovers (350 ranked)	113	8	24
Field-Goal Percentage (350 ranked)	111	6	47.2
Field-Goal Percentage Defense (350 ranked)	260	14	45.2
Free Throw Attempts (350 ranked)	180	8	37
Free Throws Made (350 ranked)	179	7	25
Free-Throw Percentage (350 ranked)	213	11	67.6
Offensive Rebounds Per Game (350 ranked)	132	11	11.5
Personal Fouls Per Game (350 ranked)	17	1	11.5
Rebound Margin (349 ranked)	52	7	11.5
Scoring Defense (350 ranked)	122	10	65
Scoring Margin (350 ranked)	105	9	15
Scoring Offense (350 ranked)	120	9	80
Steals Per Game (349 ranked)	86	6	9
Three Pt FG Defense (349 ranked)	326	14	41.9
Three-Point Field Goals Per Game (349 ranked)	76	6	9.5
Three-Point Field-Goal Percentage (350 ranked)	68	5	39.6
Total 3-point FGM (349 ranked)	102	7	19
Total Assists (350 ranked)	78	8	36
Total Blocks (335 ranked)	153	9	7
Total Rebounds (350 ranked)	201	11	74
Total Rebounds Per Game (350 ranked)	186	11	37
Total Steals (350 ranked)	105	7	18
Turnover Margin (329 ranked)	77	7	4.5
Turnovers Forced (350 ranked)	86	6	16.5
Turnovers Per Game (350 ranked)	108	7	12
Won-Lost Percentage (284 ranked)	1	1	100

RAZORBACKS IN THE NCAA/SEC

	PLAYER	NCAA	SEC	NO.
3-pt Field Goal Attempts (280 ranked)	JD Notae	24	2	21
Assist Turnover Ratio (324 ranked)	Jaylin Williams	248	12	2
Assists Per Game (338 ranked)	Jaylin Williams	71	6	5
	Davonte Davis	236	16	3.5
Blocked Shots Per Game (273 ranked)	Jaylin Williams	273	15	1
Defensive Rebounds per Game (302 ranked)	Jaylin Williams	104	6	6.5
Double Doubles (18 ranked)	Au'Diese Toney	18	3	1
Field-Goal Percentage (343 ranked)	--			
Free Throw Attempts (348 ranked)	Chris Lykes	261	9	10
Free Throws Made (283 ranked)	Chris Lykes	283	10	7
Free-Throw Percentage (349 ranked)	--			
Minutes Per Game (350 ranked)	JD Notae	245	6	32:34
	Davonte Davis	346	11	31:24
Offensive Rebounds Per Game (345 ranked)	Au'Diese Toney	78	6	3.5
Points Per Game (323 ranked)	JD Notae	20	1	24
Rebounds Per Game (341 ranked)	Au'Diese Toney	159	10	8
	Jaylin Williams	159	10	8
Steals Per Game (184 ranked)	JD Notae	6	1	4.5
	Davonte Davis	96	7	2.5
Three-Point Field Goals Per Game (304 ranked)	JD Notae	13	2	4.5
Three-Point Field-Goal Percentage (281 ranked)	JD Notae	192	14	42.9
Total 3-point FGM (219 ranked)	JD Notae	22	2	9
Total Assists (276 ranked)	Jaylin Williams	106	6	10
	Davonte Davis	276	19	7
Total Blocks (310 ranked)	Connor Vanover	156	8	3
	Jaylin Williams	310	20	2
Total Field Goal Attempts (300 ranked)	JD Notae	37	2	39
Total Field Goals Made (282 ranked)	JD Notae	47	1	18
Total Minutes (350 ranked)	--			
Total Points (316 ranked)	JD Notae	54	1	48
Total Rebounds (293 ranked)	Au'Diese Toney	231	12	16
	Jaylin Williams	231	12	16
Total Steals (225 ranked)	JD Notae	16	2	9
	Davonte Davis	109	7	5

ARKANSAS IN TULSA

- Arkansas has never played in Tulsa's BOK Center.
- The last time Arkansas played in Tulsa was Nov. 30, 2003, an 81-74 victory over the Golden Hurricane at the Donald W. Reynolds Center.
- Arkansas is 9-15 all-time versus the Golden Hurricane in Tulsa.
- Arkansas is 1-2 all-time versus Oral Roberts in Tulsa.
- Arkansas faced Oklahoma State once in Tulsa (Mabee Center) on Dec. 9, 2000, a game the Cowboys won 74-73.

Razorbacks Return to North Little Rock

- After a year's absence due to COVID-19, Arkansas will host Hofstra in its annual trip to North Little Rock. The contest is set for Dec. 18 at Simmons Bank Arena at 7 p..
- Last year snapped a 19-year streak of Arkansas playing in North Little Rock. This year will mark the 22nd time overall, posting a 12-9 record in the venue.
- The Razorbacks have won four straight in North Little Rock and seven of the last eight.
- Arkansas is 2-0 all-time versus Hofstra.

Razorbacks in Big 12/SEC Challenge

- The ninth annual Big 12/SEC Challenge will take place Jan. 29, 2022 when the Razorbacks host West Virginia.
 - This will be just the second time the two programs have met. The Razorbacks defeated the Mountaineers, 71-64, on Nov. 26, 2006, in Orlando, Fla., to win the Old Spice Classic.
 - Arkansas will play in its eighth consecutive Challenge and is 3-4 in such games - 3-0 at home and 0-4 on the road.
- | | | | | |
|------------|-------------------|--------|----|----|
| - 12/04/14 | at #20 Iowa State | L | 77 | 95 |
| - 01/30/16 | Texas Tech | (ot) W | 75 | 68 |
| - 01/28/17 | at Oklahoma State | L | 71 | 99 |
| - 01/27/18 | Oklahoma State | W | 66 | 65 |
| - 01/26/19 | at #13 Texas Tech | L | 64 | 67 |
| - 01/25/20 | TCU | W | 78 | 67 |
| - 01/30/21 | at Oklahoma State | L | 77 | 81 |


SEC Vacations in Tampa in 2022

- The 2022 SEC Basketball Tournament will take a one-year hiatus from playing at Nashville's Bridgestone Arena and return to its 2009 location of Tampa, Fla., (Amalie Arena).
- Arkansas is 0-1 in SEC Tourneys played in Tampa, falling 73-58 as the West #6 seed to Florida, the East #3 seed.
- The SEC Tournament will return to Nashville in 2023 and is scheduled to remain there through 2030.

SIGNING CLASS OF 2022


• HIGHEST RATED RECRUITING CLASS IN SCHOOL HISTORY (#2 247SPORTS COMPOSITE - #2 ESPN - #3 247SPORTS - #5 RIVALS)

- First time to sign two, 5-stars (Nick Smith Jr., and Jordan Walsh) in the same class
- In fact, Arkansas now has only signed six, 5-stars since 2004. Smith and Walsh are the only two Razorback signees to rank among the ESPN top 10 (dating back to 2007).
- **Nick Smith Jr., and Jordan Walsh are on the 2022 Jersey Mike's Naismith High School Trophy Watch List**
- **Arkansas had never had a class with at least four players among the ESPN top 100 until Eric Musselman's arrival and his staff has done so twice (class of 2020 and class of 2022)**
- Since 2004, only four recruiting classes have ranked among the top 10 and Musselman's staff owns two of those - class of 2020 was #5 ESPN / #9 247Sports and class of 2022 ranks #2 in both ESPN and 247Sports.




Barry Dunning Jr.
6-6, 195, G
Mobile, Ala.
McGill Toolen Catholic HS

- 4-Star - 76th overall by ESPN / #20 small forward in the nation
- 4-Star - 91st overall by 247Sports Composite / #25 small forward in the nation
- 3-star - 125th overall by 247Sports / #32 small forward in the nation
- 3-Star - 131st overall by Rivals / #36 small forward in the nation
- **Rated #1 player in the state of Alabama by ESPN, 247Composite, 247Sports**
- **2021 Gatorade Alabama Player of the Year**
- 2021 first team Class 6A All-State selection by the Alabama Sports Writers Association
- 1 of 5 statewide players selected to the ASWA Super All-State Team
- Averaged 21.5 points and 11.3 rebounds per game as a junior for the Yellow Jackets ... Also recorded 3.1 assists, 2.1 steals and 1.8 blocks per game




Derrian Ford
6-3, 200, G
Magnolia, Ark.
Magnolia HS

- 4-Star - 55th overall by 247Composite / #10 combo guard in the nation
- 4-Star - 58th overall by Rivals / #11 shooting guard in the nation
- 4-Star - 59th overall by 247Sports / #11 combo guard in the nation
- 4-Star - 68th overall by ESPN / #13 shooting guard in the nation
- **2021 Gatorade Arkansas Player of the Year**
- Rated #3 player in the state of Arkansas by ESPN and 247Sports
- **2021 Class 4A Player of the Year by the Arkansas Basketball Coaches Association**
- 2021 Arkansas Democrat-Gazette first team All-Arkansas Preps (all divisions)
- Led the Panthers to a 23-1 record and the Class 4A semifinals in 2021
- Averaged 23.2 points, 7.1 rebounds and 3.0 assists as a junior
- Class 4A State Tournament MVP as a freshman and sophomore, leading his team to back-to-back championships (2019 and 2020) ... Had 54-game win streak snapped in the 2021 4A state semifinals, falling to Morrilton
- As a sophomore, tabbed first team Arkansas All-State team by MaxPreps
- Has a 4.0 GPA



Joseph Pinion
6-6, 185, F
Morrilton, Ark.
Morrilton HS

- 4-Star - 93rd overall by ESPN / #16 shooting guard in the nation
- 4-star - 98th overall by 247Sports Composite / #27 small forward in the nation
- 3-Star - 125th overall by Rivals / #34 small forward in the nation
- 3-Star - 135th overall by 247Sports / #34 small forward in the nation
- **2021 Arkansas Democrat-Gazette first team All-Arkansas Preps (all divisions)**
- Led Morrilton to the 2021 Class 4A title game as a junior
- Averaged 17.2 points, 6.4 rebounds, 3 assists, 2 steals and 1 block per game as a junior ... Shot 58% from two-point range, 40 percent from three and 74 percent at the free throw line
- As a sophomore, averaged 18 points, 7.9 rebounds, 1.3 assists, 1.6 steals and 1.4 steals ... As a freshman, averaged 12.3 points, 4.4 rebounds, 2 assists, 1 steal and 1 block



Nick Smith Jr.
6-5, 185, G
North Little Rock, Ark.
North Little Rock HS

- **5-Star - 6th overall by ESPN / #4 shooting guard in the nation**
- **5-star - 8th overall by 247Sports / #3 combo guard in the nation**
- **5-Star - 9th overall by 247Composite / #3 combo guard in the nation**
- **5-Star - 16th overall by Rivals / #2 point guard in the nation**
- **At #6 by ESPN, is the third-highest rated player to ever sign with Arkansas trailing Corliss Williamson (ranked either #1 or #2 by all the recruiting services) and Al Jefferson (ranked #3 by 247Sports and #4 by Rivals in 2004).**
- **On the 2021-22 Jersey Mike's Naismith National High School Player of the Year Watch List**
- Consensus #1 player from Arkansas by the recruiting websites
- **20221 MaxPreps Arkansas High School Basketball Player of the Year**
- 2021 Arkansas Democrat-Gazette All-Arkansas Preps (all divisions) Player of the Year ... Averaged 25 points, 5 rebounds and 4 assists
- 2020 Arkansas Democrat-Gazette All-Arkansas Preps Underclassman of the Year ... Averaged 21.3 points, 3 rebounds and 3 steals
- Played at Sylvan Hills as a junior and sophomore
- In the summer of 2021, led Brad Beal Elite AAU team to a 6-2 record and the finals of Peach Jam while averaging 18.6 points, 3 rebounds and 3 assists per game ... Scored 31 points (10-of-18 shooting) in the championship game and became the first player since NBA star Michael Porter Jr. to score more than 30 in the finals.



Jordan Walsh
6-7, 200, F
Desoto, Texas
Link Year (Mo.) Prep

- **5-Star - 7th overall by ESPN / #2 small forward in the nation**
- **5-Star - 27th overall by 247Composite / #7 small forward in the nation**
- 4-Star - 31st overall by Rivals / #11 small forward in the nation
- 4-star - 38th overall by 247Sports / #10 small forward in the nation
- **Rated #1 player from Texas by ESPN and #2 in the state by 247Sports**
- **On the 2021-22 Jersey Mike's Naismith National High School Player of the Year Watch List**
- 2021 4A All-State as named by the Texas Association of Basketball Coaches
- In the summer of 2021, played for Drive Nation program on the Nike EYBL circuit and averaged 12.3 points, 7.4 points and 3.3 assists while shooting better than 50% inside the arc ... Tallied three double-doubles, including a 17-point, 10-rebound, 4-assist effort
- As a junior at Oak Cliff's Faith and Family Academy, averaged 18 points, 11 rebounds, five assists, 2.4 steals and 2.3 blocks per game for a squad that finished 25-6 and advanced to the Class 4A state semifinals
- Also led the Eagles to the state semifinals as a sophomore before the remainder of the state tournament was canceled due to COVID-19
- As a freshman, led Faith and Family to a 36-6 record and its first Class 4A state title ... In fact, his dunk just before the final buzzer provided the 53-51 victory against Liberty Hill



ERIC MUSSELMAN LIVE RADIO SHOW

Once again, there will be 12 Arkansas basketball radio shows, all starting at 7 pm, at Sassy's BBQ and Grille (Steamboat Dr.) in Fayetteville.

Monday, Nov. 15* Monday, Jan. 3
Monday, Nov. 29 Monday, Jan. 10
Monday, Dec. 6 Monday, Jan. 17
Monday, Dec. 13 Monday, Jan. 24
Monday, Dec. 20 Monday, Jan. 31
Monday, Dec. 27 Monday, Mar. 7

* - Nov. 15 show will broadcast from Bud Walton Arena and be for students only



COURTSIDE WITH ERIC MUSSELMAN

There will be 10, 30-minute television shows featuring head coach Eric Musselman and co-host Chuck Barrett. Each show will air on Sunday, Please check local listings for times and channels in your area.

Sunday, Jan 2 Sunday, Feb 6
Sunday, Jan 9 Sunday, Feb 13
Sunday, Jan 16 Sunday, Feb 20
Sunday, Jan 23 Sunday, Feb 27
Sunday, Jan 30 Sunday, Mar 6

LEARFIELD



RAZORBACK SPORTS NETWORK RADIO AFFILIATES

Batesville (Games)	KWOZ-FM - 103.3	Glenwood	KHGZ-AM - 670
Batesville (Coach Show)	KBTA-AM - 1340	Hot Springs / Mena	KTTG-FM - 96.3
Camden	KAMD-FM - 97.1	Jonesboro	KEGI-FM - 100.5
Camden (Coach Show)	KCXY-FM - 95.3	Joplin, Mo.	KHST - FM - 101.7
Crossett	KAGH-FM - 104.9	Little Rock	KABZ-FM - 103.7
Crossett	KAGH-AM - AM 800	Magnolia	KZHE-FM - 100.5
DeQueen	KDQN-FM - 92.1	Marshall	KBCN-FM - 104.3
DeWitt	KDEW-FM - 97.3	Monett, MO	KKBL-FM - 95.9
El Dorado	KAGL-FM - 93.3	Monticello	KGPO-FM - 99.9
Fayetteville	KQSM-FM - 92.1	Morrilton	KCON-FM - 99.3
Fayetteville (Games)	KYNG-AM - AM 1590	Mountain Home	KOMT-FM - 93.5
Fayetteville	KAKS-FM - 99.5	Ozark	KDYN-FM - 96.7
Fayetteville	KUOA-FM - 95.3	Ozark	KDYN-AM - AM 1540
Fayetteville	KUOA-AM - 1290	Searcy	KRZS-FM - 99.1
Forrest City	KBFC-FM - 93.5	Texarkana	KKTK-AM - 1400
Fort Smith	KERX-FM - 95.3	Wynne	KWYN-FM - 92.5
Glenwood	KHGZ-FM - 98.9		

MEDIA PRESEASON ALL-SEC/POLL

First Team All-SEC

Jaden Shackelford - Alabama
Jahvon Quinerly - Alabama
Colin Castleton - Florida
Sahvir Wheeler - Kentucky
Iverson Molinar - Mississippi State
Scotty Pippen Jr. - Vanderbilt

Second Team All-SEC

DAVONTE DAVIS - ARKANSAS

Jabari Smith - Auburn
Keion Brooks Jr. - Kentucky
Kellan Grady - Kentucky
Oscar Tshiebwe - Kentucky
Darius Days - LSU

SEC Player of the Year

Scotty Pippen Jr. - Vanderbilt

PRESEASON POLL

1. Kentucky
2. Alabama
3. ARKANSAS
4. Tennessee
5. Auburn
6. LSU
7. Florida
8. Mississippi State
9. Ole Miss
10. Missouri
11. South Carolina
12. Texas A&M
13. Vanderbilt
14. Georgia

COACHES PRESEASON ALL-SEC

First Team All-SEC

Jaden Shackelford - Alabama
Jahvon Quinerly - Alabama
JD NOTAE - ARKANSAS
Allen Flanigan - Auburn
Colin Castleton - Florida
Sahvir Wheeler - Kentucky
Darius Days - LSU
Iverson Molinar - Mississippi State
John Fulkerson - Tennessee
Scotty Pippen Jr. - Vanderbilt

Second Team All-SEC

DAVONTE DAVIS - ARKANSAS

Jabari Smith - Auburn
Keion Brooks Jr. - Kentucky
Kellan Grady - Kentucky
Oscar Tshiebwe - Kentucky
Xavier Pinson - LSU
Garrison Brooks - Miss State
Keyshawn Bryant - South Carolina





2021-22 SEC STANDINGS

Through Nov. 14, 2021



	SEC	PCT.	HOME	AWAY	OVERALL	PCT.	HOME	ROAD	NEUTRAL	STRK
Alabama	-	-	-	-	2-0	1.000	2-0	0-0	0-0	W2
Arkansas	-	-	-	-	2-0 1.000		2-0	0-0	0-0	W2
Auburn	-	-	-	-	2-0	1.000	2-0	0-0	0-0	W2
Florida	-	-	-	-	2-0	1.000	2-0	0-0	0-0	W2
LSU	-	-	-	-	2-0	1.000	2-0	0-0	0-0	W2
Ole Miss	-	-	-	-	2-0	1.000	2-0	0-0	0-0	W2
Mississippi State	-	-	-	-	2-0	1.000	2-0	0-0	0-0	W2
Missouri	-	-	-	-	1-0	1.000	1-0	0-0	0-0	W1
Tennessee	-	-	-	-	2-0	1.000	2-0	0-0	0-0	W2
Texas A&M	-	-	-	-	3-0	1.000	3-0	0-0	0-0	W3
Vanderbilt	-	-	-	-	3-0	1.000	3-0	0-0	0-0	W2
South Carolina	-	-	-	-	2-1	.667	1-0	0-0	1-1	W1
Georgia	-	-	-	-	1-1	.500	1-0	0-1	0-0	L1
Kentucky	-	-	-	-	1-1	.500	1-0	0-0	0-1	W1

AP (Preseason - Nov 15)		
1	Gonzaga (55)	2-0 1517
2	UCLA (6)	2-0 1450
3	Kansas	2-0 1400
4	Michigan	2-0 1252
5	Villanova	1-1 1232
6	Purdue	2-0 1223
7	Duke	3-0 1143
8	Texas	1-1 1058
9	Baylor	1-0 1010
10 ILLINOIS	2-0 920	
11	Memphis	2-0 886
12	Oregon	2-0 802
13 KENTUCKY	1-1 773	
14 ALABAMA	2-0 743	
15	Houston	2-0 655
16 ARKANSAS	2-0 646	
17 TENNESSEE	2-0 575	
18	North Carolina	2-0 506
19	Ohio State	2-0 438
20	Maryland	3-0 306
21 AUBURN	2-0 286	
22	St. Bonaventure	2-0 280
23	UConn	2-0 236
24 FLORIDA	2-0 141	
25	USC	2-0 63

COACHES (Preseason - Oct 27)		
1	Gonzaga	0-0 771
2	UCLA	0-0 709
3	Kansas	0-0 705
4	Villanova	0-0 658
5	Texas	0-0 634
6	Michigan	0-0 627
7	Purdue	0-0 578
8	Baylor	0-0 542
9	Duke	0-0 490
10 ILLINOIS	0-0 466	
11 KENTUCKY	0-0 438	
12	Oregon	0-0 382
13 ALABAMA	0-0 360	
14	Houston	0-0 343
15 ARKANSAS	0-0 340	
16	Memphis	0-0 337
17 TENNESSEE	0-0 280	
17	Ohio St.	0-0 280
19	Florida State	0-0 225
20	North Carolina	0-0 224
21	Maryland	0-0 150
22 AUBURN	0-0 87	
23	Connecticut	0-0 73
24	St. Bonaventure	0-0 71
25	Virginia	0-0 60

RECEIVING VOTES: Virginia Tech 50, Indiana 35, Texas Tech 27, BYU 26, Michigan State 18, Florida State 15, Colorado State 15, Arizona 15, Iowa 13, Xavier 12, Syracuse 12, Oklahoma State 10, Seton Hall 7, Rutgers 7, **MISS STATE 6**, St. John's 4, Drake 3, **LSU 3**, Virginia 2, Furman 2, Loyola Chicago 1, Ohio 1.

RECEIVING VOTES: Michigan St 55; Texas Tech 46; Southern Cal 38; **WEST VIRGINIA 18**; Indiana 13; Virginia Tech 9; Loyola-Chicago 9; Oklahoma State 8; Arizona 8; Creighton 7; Syracuse 6; Colorado St. 5; Drake 4; Richmond 3; Notre Dame 3; Iowa 3; Rutgers 2; **LSU 2**; Colorado 2; Xavier 1; Nevada 1; Butler 1; Boise St. 1.

2021-22 SEC PRESEASON MEDIA POLL

- Kentucky
- Alabama
- 3. ARKANSAS**
- Tennessee
- Auburn
- LSU
- Florida
- Mississippi State
- Ole Miss
- Missouri
- South Carolina
- Texas A&M
- Vanderbilt
- Georgia

HOGS RANKING BY WEEK

WEEK	AP	COACH	NET
Preseason	16	15	NA
Nov. 15	16	No Poll	NA
Nov. 22			
Nov. 29			
Dec. 6			
Dec. 13			
Dec. 20			
Dec. 27			
Jan. 3			
Jan. 10			
Jan. 17			
Jan. 24			
Jan. 31			
Feb. 7			
Feb. 14			
Feb. 21			
Feb. 28			
Mar. 7			
Mar. 14			
Apr. 5			

ARKANSAS IN THE POLLS

Ranking in AP Poll unless "*" indicating only ranked in the Coaches Poll

As	Overall	H	A	N	Last Meeting	Last Win
As #1	16-4	8-0	6-2	2-2	W, 97-79 vs #14 Georgetown @MEM (11/27/94)	Same
As #2	38-4	17-1	7-0	14-3	W, 76-72 vs #2 Duke @NCAA (4/4/94)	Same
As #3	29-5	13-0	10-5	6-0	W, 97-79 vs Tennessee (1/7/95)	Same
As #4	13-2	8-0	3-2	2-0	W, 94-71 at Missouri (12/3/94)	Same
As #5	13-8	1-1	2-4	10-3	L (OT), 93-95 vs #3 Kentucky @SEC (3/12/95)	69-58 vs #20 Alabama @SEC (3/11/95)
As #6	18-3	6-0	5-0	7-3	L, 78-89 vs #1 UCLA @NCAA (4/3/95)	75-68 vs #4 N. Carolina @NCAA (4/1/95)
As #7	18-1	4-0	7-0	7-1	W, 68-66 vs Auburn (3/4/95)	Same
As #8	9-10	6-1	1-5	2-4	L, 71-78 vs LSU @SEC (3/13/21)	70-64 vs Missouri @SEC (3/12/21)
As #9	22-5	5-1	6-1	11-3	W, 94-92 vs #5 Kentucky (1/29/95)	Same
As #10	14-4	6-1	2-1	6-2	L, 72-81 vs #3 Baylor @NCAA (3/29/21)	72-70 vs Oral Roberts @NCAA (3/27/21)
As #11	20-6	10-2	6-4	4-0	W, 89-73 vs South Carolina (2/15/92)	Same
As #12	21-8	10-0	8-5	2-3	W, 87-80 vs Texas A&M (3/6/21)	Same
As #13	14-5	10-1	3-4	1-0	W, 61-48 vs Centenary (12/18/97)	Same
As #14	28-4	12-0	8-1	8-3	W, 93-83 vs Vanderbilt (2/7/98)	Same
As #15	15-3	4-1	9-1	2-1	L, 54-63 vs Southern Miss (11/18/00)	90-68 vs Tennessee State (11/17/00)
As #16 16-6	11-1	3-4	2-1	W, 86-69 vs Gardner-Webb (11/13/21)	Same	
As #17	15-8	5-0	5-2	****5-6	L, 72-82 vs #21 Iowa @NCAA (3/13/99)	94-80 vs Siena @NCAA (3/11/99)
As #18	18-9	*9-4	7-4	2-1	L, 78-81 vs LSU (3/7/15)	78-74 at South Carolina (3/5/15)
As #19	16-7	8-2	3-3	5-2	L, 82-96 vs Ole Miss (1/17/15)	67-45 vs Wofford (11/9/07)
As #20	24-4	**11-0	1-0****12-4	W, 83-75 vs LSU (2/27/21)	Same	
As #21	6-4	3-0	0-1	3-3	L, 78-87 vs #15 N. Carolina @NCAA (3/21/15)	56-53 vs Wofford @NCAA (3/19/15)
As #22	8-5	4-1	2-3	2-1	L, 77-78 at Auburn (1/6/18)	84-79 (OT) vs Miss State @SEC (3/6/99)
As #23	5-1	4-0	1-1	0-0	W, 82-70 vs Vanderbilt (1/10/15)	Same
As #24	7-0	4-0	3-0	0-0	W, 75-64 vs Florida (2/16/21)	Same
As #25	5-2	5-0	0-1	0-1	W, 94-77 vs Iowa (11/30/14)	Same
TOT.	405-120	184-17	108-56	113-47		

ARKANSAS VERSUS THE POLLS

Ranking in AP Poll unless * indicating only ranked in the Coaches Poll

Vs	Overall	H	A	N	Last Meeting	Last Win
Vs #1	1-11	0-2	0-2	1-7	L, 63-78 vs Kentucky (3/15/15)	65-64 vs North Carolina @PB (2/12/84)
Vs #2	6-8	5-2	0-5	1-1	W, 80-69 vs Florida (2/5/13)	Same
Vs #3	0-15	0-1	0-3	0-11	L, 72-81 vs Baylor @NCAA (3/29/21)	--
Vs #4	5-12	2-2	1-7	2-3	L, 66-70 at Kentucky (2/26/19)	96-88 vs Oklahoma (12/30/08)
Vs #5	4-4	4-1	0-1	0-2	W, 74-71 vs Texas A&M (1/27/16)	Same
Vs #6	6-11	3-3	0-5	3-3	W, 81-66 vs Alabama (2/25/21)	Same
Vs #7	1-5	1-0	0-1	0-4	W, 67-64 vs Texas (1/6/09)	Same
Vs #8	3-4	2-0	1-3	0-1	L, 65-82 vs Kentucky @SEC (3/12/17)	88-61 vs Alabama (1/6/07)
Vs #9	2-5	0-0	1-4	1-1	L, 74-79 at Tennessee (2/6/21)	91-82 vs Arizona @NCAA (4/2/94)
Vs #10	5-4	2-2	2-1	1-1	W (OT), 86-81 at Missouri (2/13/21)	Same
Vs #11	5-8	2-2	1-4	2-2	L (OT), 76-79 vs Auburn (2/4/20)	104-93 vs Missouri (12/5/95)
Vs #12	6-9	2-2	1-4	*3-3	L, 68-81 vs Missouri (2/2/21)	63-57 at Alabama (1/27/07)
Vs #13	6-3	3-0	0-1	3-2	L, 66-84 vs Tennessee @SEC (3/10/18)	87-85 vs Kentucky (1/14/14)
Vs #14	5-7	3-2	0-3	2-2	L, 64-67 at Texas Tech (1/26/19)	91-82 vs Auburn (2/27/18)
Vs #15	3-5	0-0	0-2	0-3	L, 78-887 vs N. Carolina @NCAA (3/21/15)	98-88 vs Mississippi State (1/7/12)
Vs #16	3-7	1-2	0-4	2-1	L, 73-80 at Tennessee (3/3/10)	72-52 vs LSU (12/07)
Vs #17	3-3	1-2	1-0	1-1	W (OT), 71-67 at Kentucky (2/27/14)	Same
Vs #18	5-7	1-2	2-3	2-2	L, 67-84 at Ole Miss (1/19/19)	80-73 at Ole Miss (1-31-10)
Vs #19	8-3	3-1	3-1	2-1	W, 90-89 at LSU (2/2/19)	Same
Vs #20	10-5	4-2	1-2	5-1	L, 69-92 at Texas A&M (1/2/16)	66-64 vs Michigan (1/21/12)
Vs #21	5-3	2-1	1-0	2-2	W, 68-66 vs TX Tech @NCAA (3/21/21)	Same
Vs #22	4-2	4-1	0-1	0-0	W (OT), 77-76 vs Kentucky (2/23/11)	Same
Vs #23	3-7	1-2	0-3	2-2	W, 80-72 vs Florida @SEC (3/9/18)	Same
Vs #24	2-4	*1-1	*0-1	*1-1	*L, 59-90 at Alabama (1/16/21)	*86-72 vs Indiana @NCAA (3/21/08)
Vs #25	4-4	*3-2	0-0	1-2	L, 72-81 vs Florida (12/29/16)	82-74 vs Vanderbilt (1/31/16)
TOT.	104-156	53-36	15-61	36-59	L, 72-81 vs #3 Baylor @NCAA (3/29/21)	68-66 vs #21 TX Tech @NCAA (3/21/21)

LAST TIME HOGS WON AS TOP 25

	HOME	ROAD	NEUTRAL
#1: Miss State	3/5/94	LSU	3/2/94
#2: NW (La) St	12/4/93	Baylor	1/26/91
#3: Tennessee	1/7/95	Ole Miss	1/4/95
#4: Jackson St.	11/30/94	Missouri	12/03/94
#5: Miss State	1/11/95	Tennessee	1/29/94
#6: Montevallo	2/5/94	UAB	1/27/90
#7: Auburn	3/4/95	Florida	2/28/95
#8: Montevallo	2/25/95	LSU	2/22/95
#9: Kentucky	1/29/95	S. Carolina	1/21/95
#10: Ole Miss	2/18/95	Alabama	2/15/95
#11: S. Carolina	2/15/92	S. Alabama	11/29/89
#12: Texas A&M	3/6/21	S. Carolina	3/2/21
#13: Centenary	12/18/97	S. Carolina	1/9/93
#14: Vanderbilt	2/7/98	Alabama	2/13/93
#15: Tenn State	11/27/00	Miss State	1/31/98
#16: Gardner-Webb	11/13/21	S. Alabama	12/30/91
#17: SE Mo. State	11/27/82	Florida	2/6/93
#18: Texas A&M	2/24/15	S. Carolina	3/5/15
#19: Wofford	11/9/07	Wake Forest	12/23/98
#20: LSU	2/27/21	LSU	1/22/99
#21: North Texas	12/05/00	--	(0-1)
#22: Providence	1/23/99	Memphis	1/10/98
#23: Vanderbilt	1/10/15	Georgia	1/6/15
#24: Florida	2/16/21	Ole Miss	2/14/15
#25: Iowa	11/30/14	--	(0-1)

LAST TIME HOGS WON VS TOP 25

	HOME	ROAD	NEUTRAL
#1: --	(0-2)	--	(0-2)
#2: Florida	2/5/13	--	(0-5)
#3: --	(0-1)	--	(0-3)
#4: Oklahoma	12/30/08	Kentucky	2/9/94
#5: Texas A&M	1/27/16	--	(0-1)
#6: Alabama	2/24/21	--	(0-5)
#7: Texas	1/6/09	--	(0-1)
#8: Alabama	1/6/07	Kentucky	1/25/92
#9: --	--	Arizona	12/6/92
#10: Florida	2/18/06	Missouri	2/13/21
#11: Missouri	12/5/95	Texas	2/17/19
#12: Texas	2/6/82	--	(0-5)
#13: Kentucky	1/14/14	--	(0-1)
#14: Auburn	2/27/18	--	(0-3)
#15: Miss State	1/7/12	--	(0-2)
#16: LSU	1/20/07	--	(0-4)
#17: Ole Miss	2/5/10	Kentucky	2/27/14
#18: Vanderbilt	3/1/08	Ole Miss	1/31/08
#19: Auburn	3/5/00	LSU	2/2/19
#20: Michigan	1/21/12	Alabama	2/28/01
#21: Texas A&M	2/17/18	S. Carolina	2/15/17
#22: Kentucky	2/23/11	--	(0-1)
#23: LSU	3/3/92	Texas	3/3/91
#24: UAB	1/2/00	--	(0-1*)
#25: Vanderbilt	1/31/12	--	(0-0)

VERSUS 2021-22 OPPONENTS

NON-CONFERENCE

School	Gms	Series Record	H	A	N	Last Meeting
Central Arkansas	7	Arkansas Leads, 7-0	4-0	3-0	0-0	H - W, 100-75 (12/12/20)
Charlotte	1	Arkansas Leads, 1-0	1-0	0-0	0-0	H - W, 80-67 (12/28/11)
Cincinnati	4	Arkansas Trails, 1-3	0-1	0-1	1-1	A - L, 92-57 (01/18/97)
Elon	1	Arkansas Leads, 1-0	1-0	0-0	0-0	W - H, 96-52 (12/29/01)
Gardner-Webb	2	Arkansas Leads, 2-0	2-0	0-0	0-0	H - W, 86-69 (11/13/21)
Hofstra	2	Arkansas Leads, 2-0	1-0	0-0	1-0	N - 94-64 @ PB (01/04/78)
Illinois	5	Arkansas Trails, 0-5	0-0	0-1	0-4	N - L, 72-60 @ NLR (12/04/04)
Kansas State	11	Arkansas Trails, 3-8	2-1	1-2	0-5	A - W, 70-59 (12/10/91)
Little Rock		• First Meeting •				
Mercer	6	Arkansas Leads, 5-1	2-0	0-0	3-1	H - W, 74-61 (11/09/21)
Northern Iowa		• First Meeting •				
Oklahoma	28	Arkansas Leads, 16-12	8-5	3-7	5-0	N - W, 92-83 (11/23/17)
Penn		• First Meeting •				

SOUTHEASTERN CONFERENCE

School	Gms	Series Record	H	A	N	Last Meeting
Alabama	65	Arkansas Leads, 36-29	20-6	8-21	8-2	H - W, 81-66 (02/24/21)
• SEC Only	55	Arkansas Leads, 29-26	20-6	8-19	1-1	
Auburn	56	Arkansas Leads, 36-20	22-5	13-14	1-1	H - W, 75-73 (01/20/21)
• SEC Only	55	Arkansas Leads, 36-19	22-5	13-14	1-0	
Florida	39	Arkansas Trails, 13-26	9-7	2-14	2-5	H - W, 75-64 (02/16/21)
• SEC Only	39	SAME		SAME		
Georgia	40	Arkansas Leads, 24-16	12-3	6-10	6-3	H - W, 99-69 (01/09/21)
• SEC Only	40	SAME		SAME		
Kentucky	45	Arkansas Trails, 12-33	7-8	4-15	1-10	A - W, 81-80 (02/09/21)
• SEC Only	40	Arkansas Trails, 12-28	7-8	4-13	1-8	
LSU	72	Arkansas Leads, 38-34	21-8	12-19	5-7	N - L, 78-71 (03/13/21)
• SEC Only	63	Arkansas Leads, 34-29	21-8	11-18	2-3	
Ole Miss	83	Arkansas Leads, 50-33	17-11	9-20	24-2	H - W, 74-59 (01/27/21)
• SEC Only	54	Arkansas Leads, 28-27	17-10	9-18	1-0	
Mississippi State	65	Arkansas Leads, 34-31	22-8	7-22	5-1	H - W, 61-45 (02/02/21)
• SEC Only	56	Arkansas Leads, 29-27	21-7	6-20	2-0	
Missouri	56	Arkansas Leads, 30-26	17-10	11-16	2-0	N - W, 70-64 (03/12/21)
• SEC Only	19	Arkansas Leads, 11-8	7-2	3-6	1-0	
South Carolina	36	Arkansas Leads, 21-15	11-5	7-8	3-2	A - W, 101-73 (03/02/21)
• SEC Only	36	SAME		SAME		
Tennessee	44	Arkansas Trails, 21-23	11-4	4-14	6-5	A - L, 79-74 (01/06/21)
• SEC Only	40	Arkansas Trails, 18-22	11-4	4-14	3-4	
Texas A&M	161	Arkansas Leads, 104-57	59-15	38-38	7-4	H - W, 87-80 (03/06/21)
• SEC Only	15	Arkansas Leads, 9-6	7-1	2-5	0-0	
Vanderbilt	41	Arkansas Leads, 29-12	16-3	8-8	5-1	H - W, 92-71 (01/23/21)
• SEC Only	39	Arkansas Leads, 28-11	15-3	8-7	5-1	

AT THE SEC TOURNEY

Overall: 28-28
 1st Rd: 4-10
 2nd Rd: 1-2
 Quarterfinal: 15-2
 Semifinal: 7-8
 Final: 1-6

RECORD BY OPPONENT

Opponent	Record	Last Meeting
Alabama	1-1	1995, W, 69-58 (Semis)
Auburn	1-0	2000, W, 75-67 (Final)
Florida	2-5	2019, L, 66-50 (2nd)
Georgia	6-3	2015, W, 60-49 (Semis)
Kentucky	1-9	2017, L, 82-65 (Final)
LSU	2-3	2021, L, 78-71 (Semis)
Ole Miss	1-0	2017, W, 73-72 (Quart)
Mississippi State	2-0	2007, W, 81-72 (Semis)
Missouri	1-0	2021, W, 70-64 (Quart)
South Carolina	3-2	2018, W, 69-64 (2nd)
Tennessee	3-4	2018, L, 84-66 (Semis)
Texas A&M	0-0	n/a
Vanderbilt	5-1	2020, W, 86-73 (1st)

AT THE NCAA TOURNEY

Overall: 45-33
 1st Rd: 17-8
 2nd Rd: 10-10
 Sweet 16: 7-5
 Elite 8: 6-4
 Final Four: 2-4
 Championship: 1-1
 Regional/Final Consolations: 2-1

RECORD BY OPPONENT

Opponent	Record	Last Meeting
Alabama	1-0	1991, W, 93-70 (Sweet 16)
Arizona	1-0	1994, W, 91-82 (Final 4)
Arizona State	1-0	1991, W, 97-90 (2nd)
Baylor	0-1	2021, L, 81-72 (Elite 8)
Bucknell	0-1	2006, L, 59-55 (1st)
Butler	0-1	2018, L, 79-62 (1st)
Cal St-Fullerton	1-0	1979, W, 61-58 (Elite 8)
Cincinnati	0-1	1958, L, 97-62 (Final 4 con)
Colgate	1-0	2021, W, 85-68 (1st)
Dayton	1-0	1990, W, 86-84 (2nd)
Duke	1-1	1994, W, 76-72 (Final)
Georgetown	1-1	2001, L, 63-61 (1st)
Georgia State	1-0	1991, W, 117-76 (1st)
Holy Cross	1-0	1993, W, 94-64 (1st)
Indiana	1-0	2008, W, 86-72 (1st)
Indiana State	0-1	1980, L, 73-71 (Elite 8)
Iowa	1-1	1999, L, 82-72 (2nd)
Kansas	0-1	1991, L, 93-71 (Elite 8)
Kansas State	0-2	1982, L, 65-64 (2nd)
Kentucky	0-1	1979, L, 64-59 (Final 4)
LSU	0-1	1981, L, 75-56 (Sweet 16)
Louisville	2-2	1989, L, 93-74 (2nd)
Loyola-Marymount	1-0	1989, W, 120-101 (1st)
Marquette	1-0	1996, W, 65-56 (2nd)
UMass	0-1	1996, L, 79-63 (Sweet 16)
Memphis	1-1	1995, W, 96-91 OT (Sweet 16)
Mercer	1-0	1981, W, 73-67 (1st)
Miami (Fla.)	0-1	2000, L, 75-71 (1st)
Michigan	1-0	1994, W, 76-68 (Elite 8)
Murray State	1-0	1992, W, 80-60 (1st)
Nebraska	1-0	1998, W, 74-65 (1st)

#PROHOGS

40

NBA Draft
Selections

16

All-Star Game
Appearances

14

All-Defensive
Team Honors



PATRICK BEVERLEY

- 10th Year in NBA
- 3x NBA All-Defensive Team
- 2009 - 2nd RD/42nd overall



DANIEL GAFFORD

- 3rd Year in NBA
- 2019 - 2nd RD/38th overall



ISAIAH JOE

- 2nd Year in NBA
- 2020 - 2nd RD/49th overall



MOSES MOODY

- 1st Year in NBA
- 1st Hog to be "1 & Done"
- 2021 - 1st RD/14th Pick



BOBBY PORTIS

- 7th Year in NBA
- 2021 NBA Champion
- 2015 - 1st RD/22nd overall

13

First Round
Draft Picks

7

All-NBA
Selections

5

NBA
Champions



PROHOGS AROUND THE WORLD

Adrio Bailey	Sopron KC (Hungary)
Jaylen Barford	Astana (Kazakhstan)
Coty Clarke	Toyama Grouses (Japan)
Jeantal Cylla	Union SF (Argentina)
Jabril Durham	Fortitudo (Italy)
Courtney Fortson	Bney Herzliya (Israel)
Sergio Gipson	Triplets (USA BIG3)
Dusty Hannahs	Adelaide 36ers (Australia)
Delvon Johnson	Usti n/Labem (Czech Republic)
Joe Johnson	Triplets (USA BIG3)
Mason Jones	South Bay Lakers (NBA G League)
Moses Kingsley	Ionikos (Greece)
Daryl Macon	Panathinaikos (Greece)
Rashad Madden	Brno (Czech Republic)
Jannero Pargo	Triplets (USA BIG3)
Michael Qualls	Craiova (Romania)
Jalen Tate	Giessen 46ers (Germany)
Charles Thomas	Nantes (France)
Dustin Thomas	Ironi Nahariya (Israel)
Jimmy Whitt Jr.	Cleveland Charge (NBA G League)





ERIC MUSSELMAN

ARKANSAS HEAD COACH

San Diego, 1987

47-19 • 2nd year as Arkansas head coach
157-53 • 7th year as collegiate head coach
503-291 • 14 seasons as professional head coach

- 1996 USBL Coach of the Year
- 2003 NBA Coach of the Year Runner-Up
- 2012 NBA D-League Coach of the Year
- 2016 Bleacher Report's Mountain West Coach of the Year
- 2017 USBWA District VIII Coach of the Year
- 2018 USBWA District VIII Coach of the Year
- 2018 NABC District 17 Coach of the Year
- 2018 Mountain West Coach of the Year
- 2021 Jim Phelan Coach of the Year Finalist
- 2021 Werner Ladder Naismith Coach of the Year Semifinalist
- 2021 Basketball Times Midlands District Coach of the Year

COLLEGIATE HEAD COACHING RECORD

Year	Overall	Conf	Finish	Conf Tourn	NCAA/CBI Postseason
2015-16	24-14	10-8	MW (T4th)	1-1	5-1 • CBI Champion
2016-17	28-7	14-4	MW (1st)	3-0 *	0-1 • #12 seed NCAA 1st Rd
2017-18	29-8	15-3	MW (1st)	1-1	2-1 • #7 seed NCAA Sweet 16
2018-19	29-5	15-3	MW (1st)	1-1	0-1 • #7 seed NCAA 1st Rd
2019-20	20-12	7-11	SEC (T10th)	1-0 +	Canceled
2020-21	25-7	13-4	SEC (2nd)	1-1	3-1 • #3 seed Elite 8
2021-22	2-0	--	--	--	--
Totals	157-53	74-33		8-4	10-5 (5-4 NCAA / 5-1 CBI)

* - Tournament champion / + - SEC Tourney canceled after Rd 1

MUSSELMAN'S CAREER AS HEAD COACH

NOTE: Professional basketball **DOES NOT** count postseason toward season W-L record nor to head coach W-L record

Year	Team	League	Record	Note for the Season	Reg. Season Div./Conf. Finish	Postseason
1989-90	Rapid City	CBA	42-14	MOST WINS IN CBA	1st National Conf.	Finals (8-8) *
1991-92	Rapid City	CBA	37-19	2nd-most wins in CBA	1st National Conf.	Finals (9-7) *
1992-93	Rapid City	CBA	44-12	MOST WINS IN CBA	1st National Conf.	Conf. Finals (5-3) *
1993-94	Rapid City	CBA	37-19	MOST WINS IN CBA	1st National Conf.	Conf. Finals (5-5) *
1994-95	Rapid City	CBA	31-25	6th-most wins in CBA	5th National Conf.	Conf. 1st Rd (0-2) *
1995-96	Florida	CBA	41-15	MOST WINS IN CBA	1st National Conf.	Conf. Finals (5-3) *
1996-97	Florida	CBA	38-18	2nd-most wins in CBA	1st American Conf.	Finals (7-6) *
1995	Florida	USBL	25-2	MOST WINS IN USBL	1st Overall	Champion (1-0) *
1996	Florida	USBL	28-1	MOST WINS IN USBL	1st Southern Div.	Champion (3-0) *
2002-03	Golden State	NBA	38-44	6th Pacific Division	11th Western Conf.	--
2003-04	Golden State	NBA	37-45	T4th Pacific Division	11th Western Conf.	--
2006-07	Sacramento	NBA	33-49	5th Pacific Division	11th Western Conf.	--
2010-11	Reno	D-League	34-16	2nd-most wins in NBADL	1st Western Conf.	Semifinals (2-3) *
2011-12	Los Angeles	D-League	38-12	MOST WINS IN NBADL	1st Western Conf.	Finals (5-2) *
2015-16	Nevada	NCAA	24-14	Led NCAA in FT Made	T4th Mountain West	CBI Champion (5-1)
2016-17	Nevada	NCAA	28-7	T16th for Most wins NCAA	1st Mountain West	#12 seed - NCAA 1st Rd (0-1)
2017-18	Nevada	NCAA	29-8	2nd in NCAA in A-T0 ratio	1st Mountain West	#7 seed - NCAA Sweet 16 (2-1)
2018-19	Nevada	NCAA	29-5	7th in NCAA in W-L%	1st Mountain West	#7 seed - NCAA 1st Rd (0-1)
2019-20	Arkansas	NCAA	20-12	Led NCAA in 3Pt% Def	T10th SEC	Canceled
2020-21	Arkansas	NCAA	25-7	NCAA: 2nd FT/11th Scoring	2nd SEC	#3 seed - NCAA Elite 8 (3-1)
2021-22	Arkansas	NCAA	2-0			
2010	Dominican Team		5-1	Silver Medal Centrobasket Championship		
2011	Venezuelan Team		12-9	5th FIBA Americas Championship		
2012	Venezuelan Team		7-4	Silver Medal FIBA South American Championship		

MUSSELMAN COMPOSITE COACHING RECORD

		Overall	Conf	Conf Tourn	NCAA/CBI	ALL POST
COLLEGIATE	7th Yr	155-53	74-33	8-4	5-4 / 5-1	18-9
	Nevada 4 yrs	110-34	54-18	6-3	2-3 / 5-1	13-7
	Arkansas 3rd yr	47-19	20-15	2-1	3-1 / ---	5-2
PROFESSIONAL	14 Seasons	503-291	(50-39 Postseason *)			
	CBA 7 years	270-122	(39-34 Postseason*)			
	Rapid City 5 years	191-89	(27-25 Postseason *)			
	Florida 2 years	79-33	(12-9 Postseason *)			
	USBL 2 years	53-3	(4-0 Postseason *)			
	Florida 2 years	53-3	(4-0 Postseason *)			
	NBA 3 years	108-138	--			
	Golden State 2 years	75-89	--			
	Sacramento 1 year	33-49	--			
	D-League 2 years	72-28	(7-5 Postseason *)			
	Reno 1 year	34-16	(2-3 Postseason *)			
	Los Angeles 1 year	28-12	(5-2 Postseason *)			
INTERNATIONAL	3 Years	24-14	--			
	Dominican 1 years	5-1	--			
	Venezuelan 2 years	19-13	--			

* - Note, professional basketball does not include playoff results in W-L record

* - Musselman's pro record including playoffs is 553-330

MUSSELMAN STOPS BY YEAR

1989-90	Head Coach	Rapid City Thrillers	CBA
1990-91	Asst. Coach	Minnesota Timberwolves	NBA
1991-92	Head Coach	Rapid City Thrillers	CBA
1992-93	Head Coach	Rapid City Thrillers	CBA
1993-94	Head Coach	Rapid City Thrillers	CBA
1994-95	Head Coach	Rapid City Thrillers	CBA
Spring '95	Head Coach	Florida Sharks	USBL
1995-96	Head Coach	Florida Beachdogs	CBA
Spring '96	Head Coach	Florida Sharks	USBL
1996-97	Head Coach	Florida Beachdogs	CBA
1998-99	Asst. Coach	Orlando Magic	NBA
1999-00	Asst. Coach	Orlando Magic	NBA
2000-01	Asst. Coach	Atlanta Hawks	NBA
2001-02	Asst. Coach	Atlanta Hawks	NBA
2002-03	Head Coach	Golden State Warriors	NBA
2003-04	Head Coach	Golden State Warriors	NBA
2004-05	Asst. Coach	Memphis Grizzlies	NBA
2005-06	Asst. Coach	Memphis Grizzlies	NBA
2006-07	Head Coach	Sacramento Kings	NBA
2007-10	- DID NOT COACH FOR 3 SEASONS -		
2010-11	Head Coach	Reno Bighorns	NBADL
2011-12	Head Coach	Los Angeles Defenders	NBADL
2012-13	Asst. Coach	Arizona State Sun Devils	NCAA
2013-14	Assoc. HC	Arizona State Sun Devils	NCAA
2014-15	Assoc. HC	LSU Tigers	NCAA
2015-16	Head Coach	Nevada Wolf Pack	NCAA
2016-17	Head Coach	Nevada Wolf Pack	NCAA
2017-18	Head Coach	Nevada Wolf Pack	NCAA
2018-19	Head Coach	Nevada Wolf Pack	NCAA
2019-20	Head Coach	Arkansas Razorbacks	NCAA
2020-21	Head Coach	Arkansas Razorbacks	NCAA
2021-22	Head Coach	Arkansas Razorbacks	NCAA



MUSSELMAN AT A GLANCE

Eric Musselman was named Arkansas' 13th head men's basketball coach on April 7, 2019. He has over 30 years of coaching experience, including his seventh as a collegiate head coach and 14 as a professional head coach.

In his first six years as a collegiate head coach, Musselman has won at least 20 games each season (24, 28, 29, 29, 20 and 20), advanced to all five postseasons played (including four straight NCAA tournaments) and reached two NCAA Sweet 16's, including an Elite 8 appearance with the Razorbacks in 2021.

Prior to entering the collegiate head coaching ranks, Musselman was a head coach for seven professional teams, including two seasons with the Golden State Warriors (2002-04) and one with the Sacramento Kings (2006-07). He won over 550 games as a professional head coach with a combined winning percentage of .626 (553-330).

Musselman played collegiately at the University of San Diego and helped the Toreros to NCAA Tournament berths in 1984 and 1987. He was recipient of the program's Bugelli Leadership Award as a senior.

Musselman is married to Danyelle Sargent Musselman, who has worked at ESPN, Fox Sports and the NFL Network as a broadcaster. Musselman has two sons, Michael and Matthew, and the couple has a daughter, Mariah.

Musselman's father Bill was also an NBA head coach and they were the first father-son combination to become head coaches in the NBA.

MUSSELMAN DID YOU KNOWS

- Named General Manager of CBA's Rapid City Thrillers at age of 22. The next year, became head coach of the Thrillers at he age of 23, the youngest coach in CBA history.
- From 1990-1997, had 26 players called up to the NBA, the highest number in the league during that span.
- Is the only person in CBA history to coach in five league All-Star Games (1990, 1992, 1993, 1994, 1997)
- The first coach in professional basketball history to win 100 games by the age of 28.
- At the age of 37, named head coach of the Golden State Warriors and was the youngest head coach ever hired by an NBA team at the time.
- He and his father, Bill, were first father-son combination to both become head coaches in NBA history.
- In 2003, was runner-up to Gregg Popovich for NBA Coach of the Year Award voting (231 points, including 26 first-place votes).
- Is the CBA's third all-time winningest coach (270-122 in seven seasons) and the most successful coach (54-3 in two seasons) in the history of the United States Basketball League.
- Led CBA in scoring (116.7 ppg) in 1992-93 and was 2nd in NBA in scoring (102.4 ppg) in 2002-03.
- Only needed 130 games to win his 100th game as a collegiate head coach. He was the 27th-fastest coach in NCAA history to reach 100 wins but was the ninth-fastest since 1970.
- In his first season at Arkansas, the Razorbacks led the NCAA in 3-point field goal percentage defense.

MUSSELMAN VS. ALL OPPONENTS

Opponent	Overall	at Nevada	at Arkansas	Last Meeting
Abilene Christian	1-0	0-0	1-0	12/20/20
Air Force	7-0	7-0	0-0	03/05/19
Akron	1-0	1-0	0-0	12/22/18
Alabama	2-1	0-0	2-1	02/24/21
Arizona State	1-0	1-0	0-0	12/07/18
Arkansas-Little Rock	1-0	1-0	0-0	11/16/18
Auburn	2-1	0-0	2-1	01/20/21
Austin Peay	1-0	0-0	1-0	11/12/19
Baylor	0-1	0-0	0-1	03/29/21
Boise State	7-2	7-2	0-0	02/02/19
Bradley	1-0	1-0	0-0	12/03/16
Buffalo	1-0	1-0	0-0	11/25/16
BYU	1-0	1-0	0-0	11/06/18
Cal State Fullerton	0-1	0-1	0-0	11/28/15
California Baptist	1-0	1-0	0-0	11/19/18
Central Arkansas	1-0	0-0	1-0	12/20/20
Charlotte	• FIRST MEETING •			
Cincinnati	1-0	1-0	0-0	03/18/18
Coastal Carolina	1-0	1-0	0-0	11/13/15
Colgate	1-0	0-0	1-0	03/19/21
Colorado State	7-1	7-1	0-0	02/02/19
Davidson	1-0	1-0	0-0	11/21/17
Drake	1-0	1-0	0-0	12/12/15
Eastern Washington	1-0	1-0	0-0	03/21/16
Elon	• FIRST MEETING •			
Florida	1-2	0-1	1-1	02/16/21
Fresno Pacific	1-0	1-0	0-0	12/09/15
Fresno State	6-3	6-3	0-0	02/23/19
LSU	1-1	0-0	1-1	03/05/20
Gardner-Webb	1-0	0-0	1-0	11/13/21
Georgia	1-1	0-0	1-1	01/09/21
Georgia Tech	1-0	0-0	1-0	11/25/19
Grand Canyon	1-0	1-0	0-0	12/09/18
Hawai'i	1-1	1-1	0-0	11/24/17
Hofstra	• FIRST MEETING •			
Holy Names	1-0	1-0	0-0	11/30/15
Idaho	1-0	1-0	0-0	11/10/17
Illinois	• FIRST MEETING •			
Illinois State	1-0	1-0	0-0	11/29/17
Indiana	1-0	0-0	1-0	12/29/19
Iona	1-1	1-1	0-0	11/26/16
Iowa State	0-1	0-1	0-0	03/16/17
Kansas State	• FIRST MEETING •			
Kentucky	1-1	0-0	1-1	02/09/21
Little Rock	• FIRST MEETING •			
Lipscomb	1-0	0-0	1-0	12/05/20
LSU	2-3	0-0	2-3	03/13/21
Loyola-Chicago	1-1	1-1	0-0	11/28/18
Loyola Marymount	1-0	1-0	0-0	11/14/16
Ole Miss	2-0	0-0	2-0	01/27/21
Massachusetts	1-0	1-0	0-0	11/23/18
Mercer	1-0	0-0	2-0	11/09/21
Mississippi State	1-2	0-0	1-2	02/03/21
Mississippi Valley	1-0	0-0	1-0	11/25/20
Missouri	3-2	0-0	3-2	03/12/21
Montana	2-0	1-0	1-0	11/16/19
Montana State	1-0	1-0	0-0	11/15/15
Morehead State	2-1	2-1	0-0	04/01/16
New Mexico	5-3	5-3	0-0	02/09/19
North Texas	2-0	0-0	2-0	11/29/20

MUSSELMAN VS. ALL OPPONENTS

Opponent	Overall	at Nevada	at Arkansas	Last Meeting
Northern Iowa	• FIRST MEETING •			
Northern Kentucky	1-0	0-0	1-0	11/30/19
Oakland	1-0	1-0	0-0	11/23/16
Oklahoma	• FIRST MEETING •			
Oklahoma State	0-1	0-0	0-1	01/30/21
Oral Roberts	2-0	0-0	2-0	03/27/21
Oregon State	1-1	1-1	0-0	11/18/16
Pacific	4-0	4-0	0-0	11/09/18
Penn	• FIRST MEETING •			
Portland State	1-0	1-0	0-0	11/25/15
Radford	1-0	1-0	0-0	12/17/17
Rhode Island	1-0	1-0	0-0	11/13/17
Rice	1-0	0-0	1-0	11/05/19
Saint Mary's	0-1	0-1	0-0	11/11/16
San Diego State	3-7	3-7	0-0	03/0/19
San Francisco	0-1	0-1	0-0	12/23/17
San Jose State	6-0	6-0	0-0	01/09/19
Santa Clara	2-0	2-0	0-0	11/15/17
South Carolina	1-1	0-0	1-1	03/02/21
South Dakota	1-0	0-0	1-0	11/22/19
South Dakota State	1-0	1-0	0-0	12/15/18
Southern	1-0	0-0	1-0	12/09/20
Southern Cal	1-0	1-0	0-0	12/01/18
Southern Illinois	1-0	1-0	0-0	12/22/17
Tennessee	1-2	0-0	1-2	01/06/21
Texas	1-0	1-0	0-0	03/16/18
Texas A&M	2-1	0-0	2-1	03/07/20
Texas Tech	1-0	0-0	1-0	03/21/21
TCU	1-1	0-1	1-0	01/25/20
Texas Southern	1-0	0-0	1-0	11/19/19
Texas Tech	0-1	0-1	0-0	12/05/17
Towson	1-0	1-0	0-0	12/21/16
Tulsa	2-0	1-0	1-0	12/14/19
UC Davis	1-0	1-0	0-0	12/19/17
UC Irvine	2-0	2-0	0-0	12/02/17
UC Santa Barbara	1-0	1-0	0-0	12/22/16
UNLV	7-2	7-2	0-0	02/27/19
UT Arlington	1-0	0-0	1-0	12/02/20
Utah	1-0	1-0	0-0	12/29/18
Utah State	7-2	7-2	0-0	03/02/19
Valparaiso	1-0	0-0	1-0	12/21/19
Vanderbilt	3-0	0-0	3-0	01/23/21
Vermont	1-0	1-0	0-0	03/23/16
Washington	1-0	1-0	0-0	12/11/16
West Virginia	• FIRST MEETING •			
Western Kentucky	0-1	0-0	0-1	12/07/19
Wichita State	0-1	0-1	0-0	12/22/15
Wyoming	5-1	5-1	0-0	02/16/19

Totals 157-53 110-34 47-19

MUSSELMAN VS. CONFERENCES

American Athletic	3-0	CAA	1-0	Ohio Valley	3-1
American East	1-0	C-USA	3-1	Pac-12	5-1
ACC	1-0	Horizon League	2-0	Patriot League	1-0
Atlantic Sun	1-0	Ind./Non DI	2-0	SEC	21-17
Atlantic 10	3-0	Ivy League	0-0	SoCon	1-0
Big East	0-0	MAAC	1-1	Southland	2-0
Big Sky	6-0	Mid-American	1-0	SWAC	3-0
Big South	3-0	MEAC	0-0	Summit League	4-0
Big Ten	1-0	Missouri Valley	6-2	Sun Belt	3-0
Big 12	3-5	Mountain West	60-21	WCC	8-2
Big West	5-2	Northeast	0-0	WAC	2-0

MUSSELMAN RECORD BREAKDOWN

OVERALL:	157-53
- AT ARKANSAS.....	47-19
Home:.....	90-10.....32-5 at Arkansas
Away:.....	43-31.....9-12 at Arkansas
Neutral:.....	24-12.....6-2 at Arkansas

CONFERENCE GAMES:	74-33
- AT ARKANSAS.....	20-15
Home:.....	45-10.....14-5 at Arkansas
Away:.....	29-23.....6-10 at Arkansas

VS RANKED TEAMS:....	5-9	AS RANKED TEAM:	49-14
- AT ARKANSAS.....	3-6	- AT ARKANSAS.....	11-2
Home:.....	1-3 / 1-3 at Ark	Home:.....	24-1 / 6-0 at Ark
Away:.....	1-3 / 1-2 at Ark	Away:.....	13-6 / 1-0 at Ark
Neutral:.....	3-3 / 1-1 at Ark	Neutral:.....	12-7 / 4-2 at Ark

RECORD BY MONTH:	
November:.....	36-4.....11-0 at Arkansas
December:.....	32-8.....11-1 at Arkansas
January:.....	32-15.....8-9 at Arkansas
February:.....	31-12.....9-6 at Arkansas
March:.....	24-14.....8-3 at Arkansas
April:.....	1-0.....0-0 at Arkansas

WHEN LEADING AT HALFTIME:	118-6
at Arkansas	35-2

WHEN TRAILING AT HALFTIME:	37-46
at Arkansas	12-17

WHEN TIED AT HALFTIME:	2-1
at Arkansas	0-0

OUT-REBOUNDING OPP:	93-13
at Arkansas	23-3

BEING OUT-REBOUNDED:	55-37
at Arkansas	22-15

REBOUNDS ARE EVEN:	9-2
at Arkansas	2-1

WHEN SCORING FIRST:	93-24
at Arkansas	27-8

WHEN OPPONENT SCORES FIRST:	64-29
at Arkansas	20-11

ONE-POSSESSION GAMES:	20-12
at Arkansas	5-4

OVERTIME GAMES:	8-6
at Arkansas	2-3

GAMES DECIDED BY 1-5 PTS OR LESS:	33-21
at Arkansas	9-7

GAMES DECIDED BY 6-10 PTS:	24-15
at Arkansas	9-7

GAMES DECIDED BY 11-19 PTS:	50-11
at Arkansas	17-3

GAMES DECIDED BY 20-PLUS PTS:	40-6
at Arkansas	12-2

SHOOTING 50 PERCENT OR BETTER:	49-2
at Arkansas	11-1

SHOOTING PCT. BETTER THAN OPP:	129-10
at Arkansas	40-5

SHOOTING PCT. WORSE THAN OPP:	26-42
at Arkansas	6-14

SHOOTING PCT. SAME AS OPP:	1-1
at Arkansas	0-0

OUT-SCORING OPP BENCH:	78-5
at Arkansas	25-4

OUT-SCORED BY OPP BENCH:	72-39
at Arkansas	19-15

BENCH SCORING EVEN:	7-0
at Arkansas	3-0

MOST POINTS BY A MUSSELMAN TEAM

NOTE: MISSING RESULTS FROM RAPID CITY (CBA) AND FLORIDA (USBL)			
142	Arkansas	Mississippi Valley State	11/25/20 W, 142-62
138	LA D-Fenders	Erie BayHawks	02/06/12 W, 138-107
135	LA D-Fenders	Stockton Kings	11/28/11 W, 135-103
135	Sacramento	Charlotte Bobcats	02/28/07 W, 135-120
135	Golden State	Orlando Magic	11/16/02 W, 135-92
133	Golden State	at Milwaukee Bucks	03/08/03 L, 133-138 (OT)
132	LA D-Fenders	Rio Grande Valley Vipers	12/05/11 W, 132-126
128	Sacramento	Los Angeles Lakers	12/29/06 L, 128-132 (OT)
128	Golden State	Utah Jazz	04/08/03 W, 128-102
127	LA D-Fenders	Canton Charge	01/30/12 W, 127-87
127	Reno	Idaho Stampede	12/01/10 W, 127-117
126	Reno	Rio Grande Valley Vipers	004/20/11 L, 126-134

PLAYER GAME HIGHS:

MOST POINTS:	
at Nevada:	45 Jordan Caroline at New Mexico 01/07/17
	40 Jordan Caroline at Colorado St 02/06/19
	37 D.J. Fenner vs UNLV 02/08/17
	34 Marqueeze Coleman at Hawai'i 11/16/15
	33 Caleb Martin at Utah 12/29/18
	32 Marcus Marshall at Wyoming 01/14/17
	32 Marcus Marshall at Washington 12/11/16
	32 Tyron Criswell vs Eastern Washington 03/21/16
	30 4x

at Arkansas:	41 Mason Jones vs Tulsa 12/14/19
	40 Mason Jones vs Auburn 02/04/20
	38 Mason Jones vs Miss State 02/15/20
	37 Mason Jones vs Tennessee 02/26/20
	36 Mason Jones vs LSU 03/04/20
	34 Mason Jones vs South Carolina 01/29/20
	34 Isaiah Joe at Ole Miss 01/11/20
	33 Isaiah Joe vs Texas Southern 11/19/19
	32 Mason Jones vs Rice 11/05/19
	30 4x - Last: JD Notae vs Mercer 11/09/21

SEC Game: 40 Mason Jones vs Auburn 02/04/20
SEC Tourney: 28 Moses Moody vs LSU 03/13/20
NCAA Tourney: 27, Justin Smith vs Colgate 03/19/21
Bud Walton: 41 Mason Jones vs Tulsa 12/14/19
Road Game: 34 Isaiah Joe at Ole Miss 01/11/20
Neutral Site: 28 Moses Moody vs LSU 03/13/20
Ranked Opp: 40 Mason Jones vs Auburn 02/04/20
Frosh: 28 (4x) Moses Moody (Bama, USC, TX A&M, LSU)
Soph: 34 Isaiah Joe at Ole Miss 01/11/20
Junior: 41 Mason Jones vs Tulsa 12/14/19
Senior: 30 (2x) last JD Notae vs Mercer 11/09/21
Season Opener: 32 Mason Jones vs Rice 11/05/19
SEC Opener 17 Isaiah Joe & Mason Jones vs TX A&M 01/04/20

MOST FIELD GOALS MADE:	
at Nevada:	17 Jordan Caroline at New Mexico 01/07/17
	13 Cody Martin vs Utah State 02/17/18
	12 Jordan Caroline at UNLV 02/25/17
	12 Cameron Oliver vs Eastern Washington 03/21/16
	12 D.J. Fenner v UNLV 02/08/17
at Arkansas:	14 Jimmy Whitt Jr. vs Vanderbilt 01/15/20
	12 Mason Jones vs Auburn 02/04/20
	12 Mason Jones vs Tulsa 12/14/19
	12 Mason Jones vs Rice 11/05/19
	11 5x - Last: JD Notae vs Mercer 11/09/21

MOST 3-POINTERS MADE:	
at Nevada:	8 Marcus Marshall at UNLV 02/25/17
	7 6x
at Arkansas:	8 Mason Jones at Texas A&M 03/07/20
	7 Isaiah Joe at Ole Miss 01/11/20
	6 Isaiah Joe at Texas A&M 03/07/20
	6 Isaiah Joe at Indiana 12/29/19
	6 Isaiah Joe vs Texas Southern 11/19/19

MOST FREE THROWS MADE:	
at Nevada:	15 Marcus Marshall vs Boise State 02/22/17
	15 Marqueeze Coleman vs UNLV 01/23/16
	15 Marqueeze Coleman at Hawai'i 11/16/15
	14 Jordan Caroline vs Rhode Island 11/13/17
	14 Marcus Marshall at Wyoming 01/14/17
at Arkansas:	18 Mason Jones vs Miss State 02/15/20
	16 Moses Moody vs Alabama 02/24/21
	15 Mason Jones vs South Carolina 01/29/20
	12 Mason Jones vs LSU 03/04/20
	12 Isaiah Joe vs Tennessee 02/26/20
	12 Mason Jones vs Tulsa 12/14/19
	11 5x - Last: Justin Smith vs Colgate 03/19/21

MOST REBOUNDS:	
at Nevada:	24 Cameron Oliver vs Fresno State 02/11/16
	21 Cameron Oliver at UNLV 02/20/16
	17 Cameron Oliver vs Colorado State 03/04/17
	16 6x
at Arkansas:	17 Justin Smith vs Oral Roberts 12/20/20
	16 Connor Vanover vs North Texas 11/28/20
	15 Jimmy Whitt Jr. vs LSU 03/04/20
	14 Justin Smith vs Oral Roberts (03/27/21
	12 4X - Last: Justin Smith vs Colgate 03/19/21

SEC Game: 15 Jimmy Whitt Jr. vs LSU 03/04/20
SEC Tourney: 9 Moses Moody vs LSU 03/13/20
NCAA Tourney: 14 Justin Smith vs Oral Roberts 03/27/21
Bud Walton: 17 Justin Smith vs Oral Roberts 12/20/20
Road Game: 12 Jimmy Whitt Jr. at Western Ky 12/07/19
Neutral Site: 12 Justin Smith vs Colgate 03/19/21
Ranked Opp: 12 Justin Smith vs Alabama 02/24/21
Frosh: 10 (5x) last by Jaylin Williams vs Texas Tech 03/21/21
Soph: 16 Connor Vanover vs North Texas 11/28/20
Junior: 12 Mason Jones vs South Carolina 01/29/20
Senior 17 Justin Smith vs Oral Roberts 12/20/20
Season Opener: 11 Au'Diese Toney vs Mercer 11/09/21
SEC Opener 6 Mason Jones vs Texas A&M 01/04/20

MOST OFFENSIVE REBOUNDS:

at Nevada:	11 AJ West at Pacific 11/21/15
	8 Cameron Oliver vs Fresno State 02/11/16
at Arkansas:	11 Justin Smith vs Oral Roberts 03/27/21
	10 Justin Smith vs Oral Roberts 12/12/20
	6 Justin Smith vs UT Arlington 12/02/20
	6 Reggie Chaney at Missouri 02/08/20
	5 6x - Last: Au'Diese Toney vs Mercer 11/09/21

MOST DEFENSIVE REBOUNDS:

at Nevada:	16 Cameron Oliver vs Fresno State 02/11/16
	14 Cameron Oliver vs Colorado State 03/04/17
	14 Cameron Oliver at Wyoming 01/14/17
	13 Cameron Oliver vs Colorado State 03/11/17
	13 Cameron Oliver at Air Force 02/15/17
at Arkansas:	14 Connor Vanover vs North Texas 11/28/20
	14 Jimmy Whitt Jr. vs LSU 03/04/20
	11 Mason Jones vs South Carolina 01/29/20
	9 6x - Last: Connor Vanover vs UCA 12/12/12

MOST ASSISTS:

at Nevada:	11 Cody Martin vs BYU 11/06/18
	11 Cody Martin vs Colorado State 02/25/18
	11 Marqueeze Coleman vs Holy Names 11/30/15
	10 Cody Martin vs Little Rock 11/16/18
	10 Cody Martin vs Pacific 11/09/18
	10 Marcus Marshall vs Colorado State 03/04/17
at Arkansas:	11 Jalen Tate vs UCA 12/12/12
	10 Jalen Tate vs Georgia 01/09/21
	9 Mason Jones at Ole Miss 01/11/20
	8 Jalen Tate at Vanderbilt 01/23/21
	8 Mason Jones vs Vanderbilt 01/15/20

SEC Game: 10 Jalen Tate vs Georgia 01/09/21
SEC Tourney: 6 Mason Jones vs Vanderbilt 03/11/20
NCAA Tourney: 6 Jalen Tate vs Oral Roberts 03/27/21
Bud Walton: 11 Jalen Tate vs Central Arkansas 12/12/12
Road Game: 9 Mason Jones at Ole Miss 01/11/20
Neutral Site: 6 Jalen Tate vs Oral Roberts 03/27/21
Ranked Opp: 6 by Jalen Tate at Tennessee 01/06/21
Frosh: 6 Davonte Davis (2x) vs Georgia and vs LSU
Soph: 7 Isaiah Joe vs Rice 11/05/19
Junior: 9 Mason Jones at Ole Miss 01/11/20
Senior: 11 Jalen Tate vs Central Arkansas 12/12/12
Season Opener: 7 Isaiah Joe vs Rice 11/05/19
SEC Opener 5 Jalen Harris vs Texas A&M 01/04/20

MOST STEALS:

at Nevada:	5 Caleb Martin vs California Baptist 11/19/18
	5 Jordan Caroline at San Diego St 02/12/17
	5 Marqueeze Coleman at New Mexico 12/30/15
	4 17x

at Arkansas:	7 JD Notae vs Mercer 11/09/21
	5 Justin Smith vs Colate 03/19/21
	5 JD Notae at South Carolina 03/02/21
	5 Justin Smith vs Florida 02/16/21
	5 Mason Jones at Georgia Tech 11/25/19
	5 Isaiah Joe vs Texas Southern 11/19/19
	5 Mason Jones vs Rice 11/05/19

SEC Game: 5 (3x) last JD Notae at South Carolina
SEC Tourney: 4 Davonte Davis vs LSU 03/13/20
NCAA Tourney: 5 Justin Smith vs Colgate 03/19/21
Bud Walton: 7 JD Notae vs Mercer 11/09/21
Road Game: 5 (2x) last JD Notae at South Carolina
Neutral Site: 4 Davonte Davis vs LSU 03/13/20
Ranked Opp: 4 Desi Sills vs Auburn 02/04/20
Frosh: 4 Davonte Davis vs LSU 03/13/20
Soph: 5 Isaiah Joe vs Texas Southern 11/19/19
Junior: 5 (4x) last JD Notae vs Colgate 03/19/21
Senior: 7 JD Notae vs Mercer 11/09/21
Season Opener: 7 JD Notae vs Mercer 11/09/21
SEC Opener 3 Mason Jones vs Texas A&M 01/04/20

MOST BLOCKED SHOTS:

at Nevada:	6 Cameron Oliver vs Morehead State 04/01/16
	5 7x
at Arkansas:	6 Connor Vanover vs North Texas 11/28/20
	5 Connor Vanover at Oklahoma St. 01/30/21
	5 Connor Vanover vs Ole Miss 01/27/21
	5 Adrio Bailey vs Valpo 12/21/19
	5 Adrio Bailey vs Texas Southern 11/19/19
	4 5x - Last Connor Vanover at S. Carolina 02/03/21

SEC Game: 5 Connor Vanover vs Ole Miss 01/27/21
SEC Tourney: 3 (3x) last Ethan Henderson vs LSU 03/13/21
NCAA Tourney: 3 Moses Moody vs Oral Roberts 03/27/21
Bud Walton: 6 Connor Vanover vs North Texas 11/28/20
Road Game: 5 Connor Vanover at Oklahoma State 01/30/21
Neutral Site: 5 Adrio Bailey vs Valpo 12/21/19
Ranked Opp: 4 Jalen Tate vs Alabama 02/24/21
Frosh: 4 Jaylin Williams vs LSU 02/27/21
Soph: 6 Connor Vanover vs North Texas 11/28/20
Junior: 3 (2x) last Ethan Henderson vs LSU 03/13/21
Senior: 5 Adrio Bailey 2x
Season Opener: 3 Connor Vanover vs Miss Valley 11/25/20
SEC Opener 1 Adrio Bailey & Jimmy Whitt vs TX A&M 01/04/20

TEAM GAME HIGHS:

MOST POINTS:			
at Nevada:	119	vs Fresno State 12/09/15	W, 119-70
	110	vs UMass 11/23/18	W, 110-87
	108	vs Holy Names 11/30/15	W, 108-57
	105	at New Mexico 01/07/17	W, 105-104 (OT)
	104	vs UNLV 02/08/17	W, 104-77
	103	at Wyoming 01/24/18	L, 103-104 (2OT)
	102	vs Fresno State 01/31/18	W, 102-92
	101	at UNLV 02/28/18	W, 101-75
	100	vs Colorado State 01/23/19	W, 100-60

at Arkansas:	142	vs Mississippi Valley 11/25/20	W, 142-62
	101	at South Carolina 03/02/21	W, 101-73
	100	vs UCA 12/12/12	W, 100-75
	99	vs Georgia 01/09/21	W, 99-69
	99	vs LSU 03/04/20	W, 99-90
	98	vs Tulsa 12/14/19	W, 98-79
	97	at Auburn 12/30/20	W, 97-89
	92	at Vanderbilt 01/23/21	W, 92-71
	91	vs Rice 11/05/19	W, 91-43

MOST FIELD GOALS MADE:			
at Nevada:	40	vs UMass 11/23/18	
	40	vs Fresno State 12/09/15	
	40	vs Holy Names 11/30/15	
	38	vs San Jose State 01/09/19	
	38	vs UNLV 02/08/17	

at Arkansas:	48	vs Mississippi Valley 11/25/20	
	40	vs Central Arkansas 12/12/20	
	37	at South Carolina 03/02/21	
	37	vs Rice 11/05/19	
	36	at Vanderbilt 01/23/21	
	36	vs Georgia 01/09/21	

MOST FIELD GOALS ATTEMPTED:			
at Nevada:	80	at UNLV 02/20/16	
	77	vs Colorado State 02/25/18	
	75	at New Mexico 01/07/17	
	74	vs Wyoming 01/03/18	
	74	at Wyoming 01/24/18	
	74	at Pacific 11/21/15	

at Arkansas:	86	vs Mississippi Valley 11/25/20	
	77	vs Oral Roberts 12/20/20	
	76	at LSU 01/13/21	
	76	vs Central Arkansas 12/12/20	
	71	vs Missouri 01/02/21	
	71	vs Texas Southern 11/19/19	

BEST FIELD GOAL PERCENTAGE:			
at Nevada:	.615 (40-65)	vs UMass 11/23/18	
	.597 (40-67)	vs Fresno State 12/09/15	
	.597 (40-67)	vs Holy Names 11/30/15	
	.593 (32-54)	at Utah State 02/17/18	
	.589 (33-56)	vs Fresno State 01/31/18	

at Arkansas:	.571 (36-63)	at Vanderbilt 01/23/21	
	.567 (34-60)	vs Tulsa 12/14/19	
	.558 (48-86)	vs Mississippi Valley 11/25/20	
	.552 (37-67)	at South Carolina 03/02/21	
	.552 (37-67)	vs Rice 11/05/19	
	.540 (27-50)	vs TCU 01/25/20	

MOST 3-POINT FIELD GOALS MADE:			
at Nevada:	17	at Pacific 11/18/17	
	15	vs Pacific 11/09/18	
	15	at Air Force 01/06/18	
	15	at Santa Clara 11/15/17	
	15	at New Mexico 01/07/17	

at Arkansas:	20	vs Mississippi Valley 11/25/20	
	15	at South Carolina 03/02/21	
	14	at Texas A&M 03/07/20	
	13	vs Gardner-Webb 11/13/21	
	12	5x - Last vs Georgia 01/09/21	

MOST 3-POINT FIELD GOALS ATTEMPTED:			
at Nevada:	39	vs South Dakota State 12/15/18	
	37	at Fresno State 01/12/19	
	37	vs San Jose State 02/21/18	
	34	vs San Jose State 01/09/19	
	34	at Pacific 11/18/17	

at Arkansas:	40	vs Mississippi Valley 11/25/20	
	34	vs Lipscomb 12/05/20	
	33	at South Carolina 03/02/21	
	33	vs Southern 12/09/20	
	32	at Texas A&M 03/07/20	

BEST 3-POINT FIELD GOAL PERCENTAGE:			
at Nevada:	.600 (6-10)	vs Morehead State 03/30/16	
	.588 (10-17)	at Fresno State 12/27/17	
	.579 (11-19)	vs Southern Illinois 12/22/17	
	.550 (11/20)	vs Oakland 11/23/16	
	.542 (13-24)	at UNLV 02/28/18	
	.542 (13-24)	at Air Force 02/15/17	

at Arkansas:	.667 (6-9)	vs TCU 01/25/20	
	.571 (12-21)	vs Georgia 01/09/21	
	.500 (20-40)	vs Mississippi Valley 11/25/20	
	.481 (13-27)	vs Gardner-Webb 11/13/21	
	.480 (12-25)	vs Missouri 02/22/20	
	.455 (15-33)	at South Carolina 03/02/21	

MOST FREE THROWS MADE:			
at Nevada:	39	vs Morehead State 04/01/16	
	36	vs Rhode Island 11/13/17	
	35	vs Tulsa 11/22/18	
	31	at Wyoming 01/14/17	
	30	at Wyoming 01/24/18	

at Arkansas:	36	vs LSU 03/04/20	
	28	at Missouri 02/08/20	
	27	vs Alabama 02/24/21	
	27	vs Tennessee 02/26/20	
	26	3x - Last: vs Mississippi Valley 11/25/20	

MOST FREE THROWS ATTEMPTED:			
at Nevada:	45	vs Morehead State 04/01/16	
	44	vs Rhode Island 11/13/17	
	43	at Pacific 11/21/15	
	42	vs Tulsa 11/22/18	

at Arkansas:	54	vs LSU 03/04/20	
	43	vs Alabama 02/24/21	
	40	vs South Carolina 01/29/20	
	39	at Missouri 02/08/20	
	36	at Tennessee 02/11/20	

BEST FREE THROW PERCENTAGE:			
at Nevada:	.929 (13-14)	vs Loyola-Chicago 03/22/18	
	.929 (13-14)	at Cal State Fullerton 11/28/15	
	.900 (18-20)	at Pacific 11/18/17	
	.889 (16-18)	at Fresno State 12/27/17	
	.885 (23-26)	vs Montana 03/16/16	
	.885 (23-26)	at Hawai'i 11/16/15	

at Arkansas:	.944 (17-18)	at LSU 01/08/20	
	.929 (13-14)	vs Mississippi State 02/02/21	
	.923 (12-13)	at South Carolina 03/02/21	
	.917 (11-12)	vs South Dakota 11/22/19	
	.889 (16-18)	vs Austin Peay 12/03/19	

MOST REBOUNDS:			
at Nevada:	61	at Pacific 11/21/15	
	60	vs Fresno Pacific 12/09/15	
	57	vs Fresno State 02/13/16	
	53	at UNLV 02/20/16	
	50	vs San Jose State 12/28/16	

at Arkansas:	58	Oral Roberts 12/20/20	
	58	vs Mississippi Valley 11/25/20	
	54	vs Lipscomb 12/05/20	
	46	vs Southern 12/09/20	
	45	3x - Last: vs LSU 02/27/21	

MOST OFFENSIVE REBOUNDS:			
at Nevada:	25	at Pacific 11/21/15	
	19	vs Fresno Pacific 12/09/15	
	19	vs Fresno State 02/13/16	
	19	vs Florida 03/21/19	

at Arkansas:	24	vs Oral Roberts 12/20/20	
	20	vs Mississippi Valley 11/25/20	
	18	vs Oral Roberts 03/27/21	
	17	at LSU 01/13/21	
	17	vs UT Arlington 12/02/20	

MOST DEFENSIVE REBOUNDS:			
at Nevada:	43	vs Fresno State 02/13/16	
	42	vs San Jose State 12/28/16	
	41	vs Fresno Pacific 12/09/15	
	40	vs Little Rock 11/16/18	
	38	vs Mew Mexico 02/09/19	

at Arkansas:	44	vs Lipscomb 12/05/20	
	38	vs Mississippi Valley 11/25/20	
	36	vs LSU 02/27/21	
	36	vs Valparaiso 12/21/19	
	35	vs Rice 11/05/19	

MOST ASSISTS:			
at Nevada:	29	vs Holy Names 11/30/15	
	27	at Santa Clara 11/15/17	
	25	vs Illinois State 11/29/17	
	25	at New Mexico 01/07/17	
	24	vs UC Davis 12/19/17	

at Arkansas:	26	vs Central Arkansas 12/12/20	
	26	vs Mississippi Valley 11/25/20	
	23	vs Gardner-Webb 11/13/21	
	22	at Vanderbilt 01/23/21	
	21	vs Georgia 01/09/21	
	19	2s last vs Vanderbilt 01/15/20	

MOST STEALS:			
at Nevada:	15	vs San Jose State 01/09/19	
	15	vs Utah State 01/02/19	
	12	vs New Mexico 01/28/17	
	13	at New Mexico 12/30/15	
	11	4x	

at Arkansas:	15	at Georgia Tech 11/25/19	
	14	vs Auburn 02/04/20	
	14	vs Rice 11/05/19	
	13	Missouri 01/02/21	
	13	at Auburn 12/30/20	
	13	vs Texas Southern 11/19/19	

MOST BLOCKED SHOTS:			
at Nevada:	11	at Oregon State 12/05/15	
	10	at Wyoming 01/20/16	
	10	vs Holy Names 11/30/15	

MUSS TEAMS IN THE NCAA/CONFERENCE STATS							
	2015-16	2016-17	2017-18	2018-19	2019-20	2020-21	
3-pt FG Att	176 / 8	37 / 2	29 / 2	51 / 2	115 / 5	26 / 3	
A-Turnover Ratio	232 / 9	13 / 1	2 / 1	15 / 1	140 / 4	103 / 2	
Assists/Gm	220 / 9	32 / 1	27 / 2	75 / 3	226 / 10	80 / 4	
Blocks/Gm	7 / 1	64 / 3	74 / 2	100 / 2	84 / 9	17 / 4	
Def Reb/Gm	19 / 1	31 / 2	92 / 6	31 / 2	287 / 12	33 / 2	
Fewest Fouls	342 / 11	105 / 3	253 / 9	184 / 1	322 / 12	329 / 13	
Fewest TO	335 / 11	59 / 1	24 / 1	21 / 1	59 / 1	320 / 10	
FG Pct	251 / 9	146 / 5	60 / 3	68 / 4	147 / 6	100 / 4	
FG Pct Defense	28 / 2	120 / 7	140 / 4	42 / 3	169 / 12	70 / 5	
FT Attempts	2 / 1	13 / 1	16 / 2	16 / 1	8 / 2	4 / 1	
FT Made	1 / 1	24 / 2	9 / 2	17 / 1	3 / 1	2 / 1	
FT Pct	43 / 2	159 / 6	66 / 2	167 / 6	102 / 6	68 / 4	
Off Reb/Gm	76 / 2	132 / 3	255 / 7	205 / 6	325 / 14	44 / 8	
Fouls/Gm	275 / 8	35 / 1	95 / 1	126 / 3	311 / 11	131 / 3	
Reb Margin	4 / 2	72 / 1	232 / 81	97 / 3	342 / 14	56 / 3	
Scoring Defense	177 / 5	151 / 6	191 / 6	55 / 1	185 / 9	189 / 8	
Scoring Margin	117 / 5	39 / 1	27 / 1	9 / 1	70 / 4	24 / 1	
Scoring Offense	113 / 5	37 / 1	18 / 2	28 / 1	56 / 5	11 / 2	
Steals/Gm	98 / 3	262 / 8	174 / 6	172 / 4	41 / 1	48 / 4	
3 Pt FG Defense	59 / 2	18 / 2	20 / 1	113 / 3	1 / 1	174 / 9	
3 PT FG/Game	323 / 11	33 / 2	31 / 3	74 / 3	143 / 4	169 / 5	
3 PT FG Pct	314 / 11	42 / 1	26 / 2	155 / 6	175 / 5	198 / 7	
3 PT FGM	251 / 9	22 / 2	15 / 2	59 / 2	129 / 4	39 / 4	
Total Assists	112 / 2	30 / 2	10 / 1	69 / 2	251 / 10	12 / 1	
Total Blocks	3 / 1	50 / 3	44 / 1	88 / 2	81 / 7	3 / 2	
Total Rebounds	2 / 1	25 / 3	44 / 2	63 / 2	306 / 14	4 / 3	
Total Rebs/Gm	18 / 1	41 / 1	171 / 6	72 / 4	322 / 14	18 / 2	
Total Steals	40 / 3	208 / 9	85 / 2	157 / 4	34 / 1	5 / 2	
Turnover Margin	184 / 5	169 / 7	22 / 2	22 / 1	9 / 1	58 / 2	
Turnovers Forced	154 / 5	306 / 10	191 / 6	127 / 3	29 / 1	52 / 7	
Fewest TO/Gm	208 / 7	26 / 2	4 / 1	13 / 1	47 / 1	151 / 3	
W-L Pct	93 / 3	17 / 1	17 / 1	7 / 1	89 / 5	17 / 2	

	9	vs UNLV 03/08/18	
	9	at New Mexico 01/07/17	
	8	3x	

at Arkansas:	11	vs Alabama 02/24/21	
	10	vs Texas Southern 11/19/19	
	8	vs Central Arkansas 12/12/20	
	8	vs Southern 12/09/20	
	8	vs North Texas 11/28/20	
	8	at Texas A&M 03/07/20	
	8	vs Valparaiso 12/21/19	

MOST TURNOVERS:			
at Nevada:	21	at Texas Tech 12/05/17	
	21	vs Morehead State 03/30/16	
	20	vs Fresno Pacific 12/09/15	
	20	at San Diego State 03/11/16	
	17	3x	

at Arkansas:	21	vs Rice 11/05/19	
	20	vs Missouri 03/12/21	
	20	at Tennessee 01/06/21	
	20	vs Austin Peay 12/03/19	
	19	vs Valparaiso 12/21/19	

MOST FOULS:			
at Nevada:	38	at Wichita State 12/22/15	
	30	at New Mexico 01/07/17	
	30	at New Mexico 12/30/15	
	28	at Utah State 03/02/19	

at Arkansas:	32	at Missouri 02/08/20	
	28	Missouri 01/02/21	
	28	at Texas A&M 03/07/20	
	26	at Tennessee 02/11/20	
	23	3x - Last: vs South Carolina 01/29/20	

OPPONENT GAME HIGHS (at

	.509 (28-55)	vs South Carolina 01/29/20
	.508 (31-61)	vs Texas A&M 03/06/21
	.508 (31-61)	at Oklahoma State 01/31/21
3 PT MADE	15	at Alabama 01/16/21
	15	at Auburn 12/30/20
	14	at Kentucky 02/09/21
	13	vs Gardner-Webb 11/13/21
	13	vs Mercer 11/09/21
	13	at Missouri 02/13/21
	13	vs Mississippi Valley 11/25/20
3 PT ATT	39	vs Mississippi Valley 11/25/20
	33	vs Alabama 02/24/21
	32	at Missouri 02/13/21
	31	5x - Last: vs Gardner-Webb 11/13/21
3 PT PCT	.538 (14-26)	at Kentucky 02/09/21
	.533 (8-15)	vs Baylor 03/29/21
	.517 (15-29)	at Auburn 12/30/20
	.474 (9-19)	vs LSU 03/13/21
	.444 (12-27)	vs Colgate 03/19/21
FT MADE	34	at Missouri 02/08/20
	28	vs Missouri 01/02/21
	27	at Mississippi State 01/22/20
	25	at Ole Miss 01/11/20
FT ATTEMPTS	44	at Missouri 02/08/20
	39	vs Missouri 01/02/21
	33	vs South Carolina 01/29/20
	31	at Texas A&M 03/07/20
	31	at Mississippi State 01/22/20
FT PCT	1.000 (14-14)	vs Florida 02/16/21
	.962 (25-26)	at Ole Miss 01/11/20
	.871 (27-31)	at Mississippi State 01/22/20
	.867 (13-15)	vs LSU 03/13/21
	.846 (11-13)	vs Austin Peay 12/03/19
REBOUNDS	53	at LSU 01/08/20
	52	at Missouri 02/08/20
	51	vs Missouri 01/02/21
	48	at LSU 01/13/21
	47	2x - Last: vs Kentucky 01/18/20
OFF REB	23	at LSU 01/08/20
	16	at Missouri 02/08/20
	15	4x
DEF REB	41	vs Missouri 01/02/21
	37	at Georgia Tech 11/25/19
	35	vs Kentucky 01/18/20
	34	at Alabama 01/16/21
	34	at LSU 01/13/21
	34	vs Valparaiso 12/21/19
ASSISTS	18	at Kentucky 02/09/21
	18	at Alabama 01/16/21
	17	Gardner-Webb 11/13/21
	17	vs Mercer 11/09/21
	17	vs Baylor 03/29/21
	17	vs Colgate 03/19/21
	17	at Tennessee 02/11/20
STEALS	12	at Alabama 01/16/21
	10	vs LSU 03/13/21
	10	at Oklahoma State 01/30/21
	10	at Tennessee 01/06/21
	10	vs Northern Kentucky 11/30/19
	9	4x - Last: vs Baylor 03/29/21
BLOCKS	9	vs Auburn 01/20/21
	9	at Tennessee 01/06/21
	7	at Oklahoma State 01/30/21
	7	vs Oral Roberts 12/20/20
	6	6x - Last: vs Ole Miss 01/27/21
TURNOVERS	27	vs Rice 11/05/19
	26	vs Mississippi State 02/02/21
	24	at Georgia Tech 11/25/19
	24	vs Texas Southern 11/19/19
	23	vs Montana 11/16/19
FOULS	35	vs LSU 03/04/20
	33	vs South Carolina 01/29/20
	32	vs Alabama 02/24/21
	29	vs Missouri 01/02/21
	27	2x - Last: at Missouri 02/08/20

ARKANSAS TEAM GAME LOWS:

FEWEST PTS	59	at Alabama 01/16/21
	59	at Florida 02/18/20
	61	vs Mississippi State 02/02/21
	61	at Tennessee 02/11/20
	62	at Georgia Tech 11/25/19
FEWEST FG	15	at Tennessee 02/11/20
	19	vs Missouri 01/02/21
	19	vs Kentucky 01/18/20
	20	vs North Texas 11/12/19
	20	vs Montana 11/16/19
FEWEST FGA	45	vs North Texas 11/12/19
	46	vs Austin Peay 12/03/19
	49	at Tennessee 02/11/20
LOWEST FG%	.268 (19-71)	vs Missouri 01/02/21
	.306 (15-49)	at Tennessee 02/11/20

	.333 (21-63)	at Alabama 01/16/21
	.333 (19-57)	vs Kentucky 01/18/20
	.342 (26-79)	at LSU 01/13/21
FEWEST 3PT FG	1	vs Oral Roberts 03/27/21
	2	vs Mississippi State 02/02/21
	3	vs Northern Kentucky 11/30/19
	3	at Missouri 02/08/20
	3	at Florida 02/18/20
	4	9x - Last: vs Texas Tech 03/21/21
FEWEST 3 FGA	9	vs Oral Roberts 03/27/21
	9	vs TCU 01/25/20
	11	s Baylor 03/29/21
	14	vs Alabama 02/24/21
	14	at Missouri 02/08/20
	15	3x - Last: vs Missouri 03/12/21
LOWEST 3 PT%	.111 (1-9)	vs Oral Roberts 03/27/21
	.118 (2-17)	vs Mississippi State 02/02/21
	.167 (4-24)	vs Oral Roberts 12/20/20
	.167 (3-18)	vs Northern Kentucky 11/30/19
	.188 (3-16)	at Florida 02/18/20
FEWEST FT	4	at Oklahoma State 01/30/21
	6	at Mississippi State 01/22/20
	7	vs Rice 11/05/19
	8	4x - Last: at Tennessee 01/06/21
FEWEST FTA	7	at Oklahoma State 01/30/21
	8	vs Central Arkansas 12/12/20
	10	at Tennessee 01/06/21
	11	vs Rice 11/05/19
	11	at Mississippi State 01/22/20
LOWEST FT%	.471 (8-17)	vs Southern 12/09/20
	.533 (8-15)	vs Vanderbilt 01/15/20
	.545 (6-11)	at Mississippi State 01/22/20
	.615 (16-26)	vs Auburn 02/04/20
FEWEST REBS	23	vs Missouri 02/22/20
	24	vs North Texas 11/12/19
	24	at LSU 01/08/20
	25	at Texas A&M 03/07/20
FEWEST OFF REB	2	vs Missouri 02/22/20
	3	at LSU 01/08/20
	3	at Georgia Tech 11/25/19
	4	vs North Texas 11/12/19
	5	at South Carolina 03/02/21
	5	at Kentucky 02/09/21
FEWEST DEF REB	15	at Florida 02/18/20
	18	at Tennessee 02/11/20
	18	vs TCU 01/25/20
	19	vs Mississippi State 02/15/20
FEWEST ASSISTS	6	at Tennessee 02/11/20
	7	vs Missouri 01/02/21
	7	at Alabama 02/01/20
	8	6x - last at Alabama 01/16/21
FEWEST STEALS	0	vs Texas Tech 03/21/21
	2	at Tennessee 01/06/21
	4	at Western Kentucky 12/07/19
	4	vs Mississippi State 02/15/20
	4	vs LSU 03/04/20
FEWEST BLOCKS	1	vs Texas Tech 03/21/21
	1	vs Georgia 01/09/21
	1	vs Northern Kentucky 11/30/19
	1	vs South Carolina 01/29/20
	1	vs Mississippi State 02/15/20
	1	at Florida 02/18/20
	2	8x last at Tennessee 01/06/21
FEWEST TO	5	vs LSU 03/04/20
	6	at Kentucky 02/09/21
	6	at Georgia 02/29/20
	7	5x
FOULS	6	vs Mercer 11/09/21
	10	vs Southern 12/09/20
	12	vs Mississippi Valley 11/25/20
	14	4x: Last: vs North Texas 11/28/20

OPPONENT GAME LOWS (at Ark):

FEWEST PTS	43	vs Rice 11/05/19
	43	vs North Texas 11/12/19
	44	vs Southern 12/09/20
	45	vs Mississippi State 02/02/21
	46	vs Montana 11/16/19
FEWEST FG	15	vs Mississippi State 02/02/21
	15	vs Lipscomb 12/05/20
	16	vs Rice 11/05/19
	17	vs North Texas 11/12/19
	18	2x - Last: vs Southern 12/09/20
FEWEST FGA	45	vs Texas A&M 01/04/20
	46	at Florida 02/18/20
	48	vs Vanderbilt 01/15/20
	49	vs Mississippi State 02/02/21
LOWEST FG%	.254 (15-59)	vs Lipscomb 12/05/20
	.286 (18-63)	vs Southern 12/09/20
	.286 (16-56)	vs Rice 11/05/19
	.306 (15-49)	vs Mississippi State 02/20/21
	.321 (18-56)	vs Montana 11/16/19
FEWEST 3PT FG	1	vs Ole Miss 01/27/21
	1	vs Southern 12/09/20
	2	vs North Texas 11/28/20
	2	vs Rice 11/05/19
	2	vs North Texas 11/12/19

	2	vs Montana 11/16/19
	2	vs Texas Southern 11/19/19
	2	at Georgia Tech 11/25/19
FEWEST 3 FGA	7	vs Mississippi State 02/15/20
	11	vs Texas Southern 11/19/19
	12	vs South Dakota 11/22/19
	12	at Georgia Tech 11/25/19
LOWEST 3 PT%	.063 (1-16)	vs Ole Miss 01/27/21
	.077 (1-13)	vs Southern 12/09/20
	.080 (2-25)	vs Rice 11/05/19
	.118 (2-17)	vs North Texas 11/12/19
	.125 (2-16)	vs Montana 11/16/19
FEWEST FT	3	vs Alabama 02/24/21
	3	vs Mississippi Valley 11/25/20
	6	vs LSU 02/27/21
	7	3x - Last: vs Southern 12/09/20
FEWEST FTA	3	vs Alabama 02/24/21
	6	vs Mississippi Valley 11/25/20
	10	vs Texas A&M 03/06/21
	10	vs Southern 12/09/20
	11	2x - last vs Gardner-Webb 11/13/21
LOWEST FT%	.375 (3-8)	vs Alabama 02/24/21
	.500 (6-12)	vs LSU 02/27/21
	.500 (9-18)	at Indiana 12/29/19
	.515 (17-33)	vs South Carolina 01/29/20
	.545 (12-22)	vs Vanderbilt 01/15/20
FEWEST REBS	22	vs Mercer 11/09/21
	27	vs Rice 11/05/19
	28	at Tennessee 01/06/21
	28	vs Abilene Christian 12/20/20
	28	vs Mississippi State 02/15/20
FEWEST OFF REBS	4	vs Mercer 11/09/21
	4	vs Mississippi State 02/15/20
	4	vs Vanderbilt 01/15/20
	5	vs Gardner-Webb 11/13/21
	5	vs Missouri 03/12/21
	5	vs South Carolina 01/29/20
	5	vs Northern Kentucky 11/30/19
FEWEST DEF REBS	18	vs Mercer 11/09/21
	18	vs Baylor 03/29/21
	20	vs Texas A&M 03/06/21
	20	vs Abilene Christian 12/20/20
	20	vs UT Arlington 12/02/20
	20	vs Tennessee 02/26/20
	20	vs Austin Peay 12/03/19
FEWEST ASSISTS	5	vs Southern 12/09/20
	6	vs Florida 02/16/21
	6	at Ole Miss 01/11/20
	6	at Missouri 02/08/20
	7	3x - Last: vs Rice 11/05/19
FEWEST STEALS	0	vs Vanderbilt 01/15/20
	1	at Kentucky 02/09/21
	1	at LSU 01/08/20
	2	vs LSU 02/27/21
	2	at Georgia 02/29/20
FEWEST BLOCKS	0	vs Georgia 01/09/21
	0	Southern 12/09/20
	0	vs North Texas 11/12/19
	0	vs Austin Peay 12/03/19
	1	9x - Last: vs Missouri 01/02/21
FEWEST TO	5	at Tennessee 01/06/21
	7	vs Lipscomb 12/05/20
	8	vs LSU 02/27/21
	9	3x - Last: vs Texas Tech 03/21/21
FEWEST FOULS	12	at Tennessee 01/06/21
	12	vs Central Arkansas 12/12/20
	14	vs LSU 03/13/21
	14	at South Carolina 03/02/21
	14	at Oklahoma State 01/30/21

IN HIS FIRST SIX YEARS AS A COLLEGIATE HEAD COACH

- » Led the NCAA in 3-pt FG Pct Defense (2020)
- » Led the NCAA in Free Throws Made (2016)
- » Ranked 1st (3x) or 2nd (3x) six times in the league in FT Made
- » Ranked 1st (4x) or 2nd (2x) six times in the league in FT Attempts
- » 6x - Ranked among NCAA top 25 in FT Made AND FT Attempts
- » 4x - Led the league in Scoring Margin (2017, '18, '19, '21)
- » 4x - Led the league in Fewest Turnovers (2017, '18, '19, '20)
- » 3x - Led the league in Overall W-L Percentage (2017, '18, '19)
- » 3x - Led the league in Assist-To-TO Ratio (2017, '18, '19)
- » 3x - In NCAA top 20 in 3PTFG% Defense (2017, '18, '20)

OTHER TEAM HIGHLIGHTS

- » 2nd in the NCAA in Assist-To-TO Ratio (2018)
- » 2nd in the NCAA in Total Rebounds (2016)
- » 2nd in the NCAA in Free Throws Made (2021)
- » 3rd in the NCAA in Total Blocked Shots (2016)
- » 4th in the NCAA in Rebound Margin (2016)
- » 4th in the NCAA in Fewest TO Per Gm (2018)
- » 7th in the NCAA in Blocks Per Game (2016)
- » 9th in the NCAA in Scoring Margin (2019)
- » 9th in the NCAA in Turnover Margin (2020)
- » 10th in the NCAA in Total Assists (2018)

PLAYER HIGHLIGHTS

- » 6 Players in the NBA over past three years
- » 4x - Player led his league in 3-PT FG Made AND 3-PT FG Attempts
- » 3x - Player led his league in points scored
- » 4 All-American Honors (Caleb Martin 2x, Mason Jones, Moses Moody)
- » 2 Conference Players of the Year
- » 2 Conference Freshman of the Year
- » 3 Conference Newcomers of the Year
- » 5 All-Defensive Team Honors
- » 3 Conference 6th Man Award
- » 1 Conference Defensive Player of the Year
- » 17 All-Conference Honors

MUSSELMAN MILESTONE WINS

OVERALL

1	11/13/15	vs Coastal Carolina (Honolulu, Hawaii)	73-56
100	01/24/19	Colorado State (Reno, Nev.)	100-60
150	03/02/21	at South Carolina (Columbia, S.C.)	101-73

AT ARKANSAS

1	11/05/19	Rice (Fayetteville, Ark.)	91-43
---	----------	---------------------------	-------

MUSSELMAN PLAYERS OF NOTE

CODY MARTIN

NEVADA

- Charlotte Hornets (Free Agent) • 2019-pres.
- 2x All-Mountain West (2018 and 2019)
- 2018 Mountain West Defensive Player of the Year

CALEB MARTIN

NEVADA

- Hornets (2019 2nd Rd / 36th pick) • Heat 2021-pres.
- 2x First Team All-America (2018 and 2019)
- 2018 Mountain West Player & Newcomer of the Year

JORDAN CAROLINE

NEVADA

- 3x First Team All-Mountain West (2018 and 2019)

CAM OLIVER

NEVADA

- Rockets (2021 Free Agent) • South Bay Lakers 2021-pres.
- Led Australian NBL in rebounding in 2020; named All-NBA

JALEN HARRIS

NEVADA

- Toronto Raptors (2nd Rd / 59th pick) • 2020

ISAIAH JOE

ARKANSAS

- Philadelphia 76ers (2nd Rd • 49th pick) • 2020-pres

MASON JONES

ARKANSAS

- Rockets & 76ers (2020 Free Agent) • South Bay Lakers 2021
- 2020 All-American
- 2020 SEC Player of the Year

MOSES MOODY

ARKANSAS

- Golden State Warriors (1st Rd • 14th pick) • 2021
- 1st "one-and-done" in Arkansas history
- 2021 All-American
- 2021 SEC Freshman & Newcomer of the Year

JD NOTAE

ARKANSAS

- 2021 Bleacher Report's National and SEC 6th Man of the Year

BEST WINNING PERCENTAGE among active NCAA Division I head coaches (min 5 yrs as a Division I Head Coach)

(https://stats.NCAA.org/head_coaches • Thru Nov. 14)

1	Mark Few, Gonzaga	.835	632-125	23rd yr
2	Bill Self, Kansas	.766	731-223	29th yr
3	Mike Krzyzewski, Duke	.765	1173-361	47th yr
4	John Calipari, Kentucky	.762	743-232	30th yr
5	Chris Jans, New Mexico State	.761	118-37	6th yr
6	Brian Dutcher, San Diego St.	.752	97-32	5th yr
7	ERIC MUSSELMAN, ARKANSAS	.748	157-53	7th yr
8	Tony Bennett, Virginia	.727	365-137	15th yr
9	Bruce Pearl, Auburn	.718	602-237	26th yr
10	Tom Izzo, Michigan State	.716	644-255	27th yr



MUSSELMAN RECORD • POINTS SCORED

Scoring Below 50 Points:	0-0
- At Arkansas	0-0
Home:	0-0
Away:	0-0
Neutral:	0-0
Scoring 50-59 Points:	0-9
- At Arkansas:	0-1
Home:	0-1
Away:	0-6
Neutral:	0-2
Scoring 60-69 Points:	17-15
- At Arkansas	9-4
Home:	10-4
Away:	3-8
Neutral:	4-3
Scoring 70-79 Points:	52-21
- At Arkansas	14-10
Home:	30-4
Away:	14-12
Neutral:	8-5
Scoring 80-89 Points:	56-3
- At Arkansas	14-1
Home:	32-0
Away:	15-2
Neutral:	9-1
Scoring 90-99 Points:	21-1
- At Arkansas	6-0
Home:	12-0
Away:	8-1
Neutral:	1-0
Scoring 100 or More Points:	11-1
- At Arkansas	3-0
Home:	7-0
Away:	3-1
Neutral:	1-0

MUSSELMAN RECORD • POINTS ALLOWED

Opponent Scores Below 50 Points:	7-0
- At Arkansas	5-0
Home:	6-0
Away:	1-0
Neutral:	0-0
Opponent Scores 50-59 Points:	25-1
- At Arkansas	7-0
Home:	18-1
Away:	6-0
Neutral:	1-0
Opponent Scores 60-69 Points:	62-6
- At Arkansas	18-0
Home:	38-0
Away:	12-2
Neutral:	12-4
Opponent Scores 70-79 Points:	44-19
- At Arkansas	12-0
Home:	23-5
Away:	14-11
Neutral:	7-3
Opponent Scores 80-89 Points:	17-16
- At Arkansas	4-6
Home:	6-3
Away:	8-11
Neutral:	3-2
Opponent Scores 90-99 Points:	2-6
- At Arkansas	1-3
Home:	2-2
Away:	0-3
Neutral:	0-1
Opponent Scores 100 or More Points:	1-2
- At Arkansas	0-0
Home:	0-0
Away:	1-2
Neutral:	0-0



STANLEY UMUDE

Pronounced: UH-Moo-day

Gr.Sr. | G | 6-6 | 210 | San Antonio, Texas | Warren HS | Univ. of South Dakota



@StanleyUmude_



@stanleyumude

GENERAL:

- Member of the Southeastern Conference Men's and Women's Basketball Leadership Council.
- Played four seasons at South Dakota ... Tabbed first team All-Summit League twice (2021 and 2019) and earned second team all-league honors in 2020 ... **Ranked ninth in the NCAA** in scoring (21.6) in 2020-21 ... Graduated from South Dakota in the spring of 2021 with a Bachelor of General Studies degree ... Scored 1,520 points in his career to rank 11th on the Coyotes' all-time list while pulling down 549 rebounds with 183 assists, 91 blocked shots (8th in USD history) and 55 steals.

2021-22 HIGHLIGHTS:

.

DOUBLE-DOUBLES (13)

SOPHOMORE (3)		
12/29/18 • at North Dakota State	17 pts	11 reb
02/07/19 • OMAHA	24 pts	10 reb
02/20/19 • DENVER	18 pts	10 reb
JUNIOR (5)		
11/30/19 • at Northern Arizona ^	18 pts	14 reb
12/02/19 • at Washington ^	17 pts	13 reb
12/06/19 • MOUNT MARTY ^	19 pts	14 reb
01/19/20 • at South Dakota State	11 pts	10 reb
01/30/20 • at Denver	23 pts	13 reb
SENIOR (5)		
12/01/20 • at Nebraska	25 pts	12 reb
12/12/20 • vs South Dakota State	41 pts	11 reb
01/03/21 • DENVER	27 pts	11 reb
01/23/21 • at Western Illinois	14 pts	11 reb
02/13/21 • at North Dakota	26 pts	13 reb

^ - Consecutive games

• Led his team/ARK in Pts:	40/-
• Led his team/ARK in Reb:	36/0
• Led his team/ARK Assists:	8/0
• Led his team/ARK in PTS+REB Same Gm...13/0	
• Led his team/ARK in P+R+A Same Gm...4/0	
• CAREER: Double-figure Pts:	71/0
Double-figure Rebs:	14/0
20-pt gms:	31/0
30-pt gms / 40-pt gms:	5 / 1
Gms with a 3PT FG:	61/1
Gms with 3+ PT FG:	9/0
Gms with 2+ Steals:	11/0
Gms with 3+ Assists:	31/1
Gms with 5+ Rebs:	61/0



PERSONAL BESTS

POINTS

Season: 9 vs Gardner-Webb (11/13/21)
Career: 41 vs South Dakota State (12/12/20)
SEC:

FG MADE

Season: 4 vs Gardner-Webb (11/13/21)
Career: 17 vs South Dakota State (12/12/20)
SEC:

FG ATTEMPTED

Season: 7 (2x) last: vs Gardner-Webb (11/13/21)
Career: 26 vs South Dakota State (12/12/20)
SEC:

3-PT FG MADE

Season: 1 vs Gardner-Webb (11/13/21)
Career: 5 vs North Dakota State (11/25/20)
SEC:

3-PT FG ATT

Season: 1 (2x) last: vs Gardner-Webb (11/13/21)
Career: 9 vs North Dakota (12/10/20)
SEC:

FT MADE

Season: -
Career: 14 at Oral Roberts (02/15/20)
SEC:

FT ATTEMPTED

Season: -
Career: 20 at Oral Roberts (02/15/20)
SEC:

REBOUNDS

Season: 4 vs Gardner-Webb (11/13/21)
Career: 14 (2x) last vs Mt. Marty (12/06/19)
SEC:

ASSISTS

Season: 3 vs Gardner-Webb (11/13/21)
Career: 7 North Dakota State (02/19/20)
SEC:

STEALS

Season: -
Career: 3 (5x) last vs at North Dakota (02/13/21)
SEC:

BLOCKED SHOTS

Season: -
SEC: 4 (2x) last vs Denver (02/20/19)
SEC:

MINUTES

Season: 26:47 vs Gardner-Webb (11/13/21)
Career: 41:00 vs Omaha (02/07/19)
SEC:

STANLEY UMUDE'S 2021-22 GAME STATS

Opponent	Date	GS	Min	FG	FGA	Pct	3FG	3A	Pct	FT	FTA	Pct	O	D	Tot	Avg	PF	FO	A	TO	Blk	Stl	Pts	Avg
MERCER	11/09/21	*	17	3	7	.429	0	1	.000	0	0	.000	1	2	3	3.0	0	0	1	1	0	0	6	6.0
GARDNER-WEBB	11/13/21		27	4	7	.571	1	1	1.000	0	0	.000	1	3	4	3.5	2	0	3	2	0	0	9	7.5
Totals		1	44	7	14	.500	1	2	.500	0	0	.000	2	5	7	3.5	2	0	4	3	0	0	15	7.5

STANLEY UMUDE CAREER STATISTICS

Year	GP	GS	Min	Avg	FG	FGA	Pct	3FG	3FGA	Pct	FT	FTA	Pct	Off	Def	Tot	Avg	PF	FO	Ass	TO	Blk	Stl	Pts	Avg
2017-18 (USD)	14	0	47	3.4	4	14	.286	0	3	.000	7	10	.700	0	7	7	0.5	3	0	2	6	2	1	15	1.1
2018-19 (USD)	30	18	797	28.6	156	318	.491	26	74	.351	94	134	.701	32	133	165	5.5	89	2	41	51	37	22	432	14.4
2019-20 (USD)	32	32	977	30.5	190	414	.459	36	108	.333	117	157	.745	22	179	201	6.3	76	1	66	64	43	21	533	16.7
2020-21 (USD)	25	25	807	32.3	193	410	.471	39	110	.355	115	144	.797	14	162	176	7.0	53	0	74	63	9	11	540	21.6
2021-22 (ARK)	2	1	44	22.0	7	14	.500	1	2	.500	0	0	.000	2	5	7	3.5	2	0	4	3	0	0	15	7.5
TOTALS	103	76	2672	25.9	550	1170	.470	102	297	.343	333	445	.748	70	486	556	5.4	223	3	187	187	91	55	1535	14.9

GENERAL

- Played his first two seasons at Jacksonville and scored 929 points with the Dolphins ... Was **second team All-ASUN** in 2019 and **ASUN Freshman of the Year** in 2018 ... Has scored 1,339 in three years ... Named the **Bleacher Report National Sixth Man of the Year** and the **SEC Coaches Sixth Man of the Year** ... Was Arkansas' first sub 16 times and Arkansas was 13-3 in those games.

2021-22 HIGHLIGHTS:

- **Preseason 1st team All-SEC** (coaches) ... Received votes for preseason SEC Player of the Year (media)
- **Mercer:** Scored a game-high 30 (his best as a Hog, 3rd career 30+-pt game) with a career-high seven steals ... 6 steals came in the 2nd half to spur the come-from-behind win ... His seven steals ties for 8th on the school's single-game list ... Just the 6th Razorback to score at least 30 in a season opener.

- **2021 SEC Coaches Sixth Man of the Year**
- **2021 Bleacher Report National Sixth Man of the Year**

TRIPLE-DOUBLES (1)

01/09/19 • at Kennesaw State **15-10-10**

DOUBLE-DOUBLES (5)

FRESHMAN (2)
11/26/17 • Gardner-Webb 17 pts 10 reb
12/09/17 • Florida National 14 pts 10 reb
SOPHOMORE (3)
01/05/19 • Lipscomb ^ 12 pts 13 reb
01/09/19 • at Kennesaw State ^ * 15 pts 10 reb
01/30/19 • Stetson 16 pts 14 reb
^ - back-to-back games * - part of a triple double

- Scored 1,000th Point vs UCA (12/20/20)
- Led his team/ARK in Pts: 39/8
- Led his team/ARK in Rebs: 16/0
- Led his team/ARK in Assists: 23/4
- CAREER: Double-figure Pts: 69/22
20-pt gms: 21/6
30-pt gms / 40-pt gms: 3 / 1
Gms with a 3PT FG: 75/28
Gms with 3+ 3PT FG: 28/10
Gms with 3+ Steals: 28/8
Gms with 3+ Assists: 39/9
Gms with 5+ Rebs: 45/9



PERSONAL BESTS

POINTS

Season: 30 vs Mercer (11/09/21)
Career: 40 vs Florida Memorial (11/21/18)
SEC: 21 (2x) last at South Carolina (03/02/21)

FG MADE

Season: 11 vs Mercer (11/09/21)
Career: 16 vs Florida Memorial (11/21/18)
SEC: 9 at South Carolina (03/02/21)

FG ATTEMPTED

Season: 26 vs Mercer (11/09/21)
Career: 26 vs Mercer (11/09/21)
SEC: 20 at LSU (01/12/21)

3-POINT FG MADE

Season: 5 vs Mercer (11/09/21)
Career: 5 (7x) last vs Mercer (11/09/21)
SEC: 3 (3x) last vs Ole Miss (01/27/21)

3-PT FG ATTEMPTS

Season: 14 vs Mercer (11/09/21)
Career: 14 (2x) last vs Mercer (11/09/21)
SEC: 10 at LSU (01/12/21)

FT MADE

Season: 8 vs Ole Miss (01/27/21)
Career: 8 vs Ole Miss (01/27/21)
SEC: 8 vs Ole Miss (01/27/21)

FT ATTEMPTED

Season: 9 (3x) last vs LSU (02/27/21)
Career: 9 (4x) last vs LSU (02/27/21)
SEC: 9 (3x) last vs LSU (02/27/21)

REBOUNDS

Season: 6 (2x) last vs LSU (02/27/21)
Career: 14 vs Stetson (01/30/19)
SEC: 6 vs LSU (02/27/21)

ASSISTS

Season: 7 vs Miss Valley State (11/25/20)
Career: 10 at Kennesaw State (01/09/19)
SEC: 5 at South Carolina (03/02/21)

STEALS

Season: 7 vs Mercer (11/09/21)
Career: 7 last vs Mercer (11/09/21)
SEC: 5 at South Carolina (03/02/21)

BLOCKED SHOTS

Season: -
Career: 3 (4x) last vs Oral Roberts (12/20/20)
SEC: 2 at Auburn (12/30/20)

MINUTES

Season: 39:12 vs Mercer (11/09/21)
Career: 46 vs Gardner-Webb (11/26/17)
SEC: 31:37 vs LSU (02/27/21)

JD NOTAE'S 2021-22 GAME STATS

Opponent	Date	GS	Min	FG	FGA	Pct	3FG	3A	Pct	FT	FTA	Pct	O	D	Tot	Avg	PF	FO	A	TO	Blk	Stl	Pts	Avg
MERCER	11/09/21	*	39	11	26	.423	5	14	.357	3	4	.750	0	2	2	2.0	1	0	2	2	0	7	30	30.0
GARDNER-WEBB	11/13/21	*	26	7	13	.538	4	7	.571	0	0	.000	0	1	1	1.5	1	0	0	0	0	2	18	24.0
Totals		2	65	18	39	.462	9	21	.429	3	4	.750	0	3	3	1.5	2	0	2	2	0	9	48	24.0

JD NOTAE CAREER STATISTICS

Year	GP	GS	Min	Avg	FG	FGA	Pct	3FG	3FGA	Pct	FT	FTA	Pct	Off	Def	Tot	Avg	PF	FO	Ass	TO	Blk	Stl	Pts	Avg
2017-18 (JAX)	28	28	879	31.4	159	388	.410	49	121	.405	65	93	.699	28	103	131	4.7	60	2	54	72	14	49	432	15.4
2018-19 (JAX)	32	23	932	29.1	177	415	.427	62	194	.320	81	111	.730	29	168	197	6.2	76	4	109	106	14	52	497	15.5
2020-21 (ARK)	32	1	719	22.5	131	343	.382	56	167	.335	92	121	.760	16	84	100	3.1	47	2	61	66	11	46	410	12.8
2021-22 (ARK)	2	2	65	32.5	18	39	.462	9	21	.429	3	4	.750	0	3	3	1.5	2	0	2	2	0	9	48	24.0
TOTAL	94	54	2595	27.6	485	1185	.409	176	503	.350	241	329	.733	73	358	431	4.6	185	8	226	246	39	156	1387	14.8

2

KHALEN "KK" ROBINSON

Pronounced: Kay-Lin

So. | G | 6-0 | 180 | Little Rock, Ark. | Oak Hill (Va.) Academy

GENERAL:

- Named the SEC First-Year Academic Honor Roll ... Made the Department's Honor Roll (3.0-3.49 GPA) for Fall 2020 and Spring 2021 ... Was ranked 39th-best HS prospect by 247Sports.com after his senior season — which was one spot higher than Moses Moody in the publication.

2021-22 HIGHLIGHTS:

• Led his team in Pts:
 • Led his team in Rebs:
 • Led his team in Assists:
 • CAREER: Double-figure Pts:
 20-pt gms:
 Gms with a 3PT FG:
 Gms with 3+ 3PT FG:
 Gms with 3+ Steals:
 Gms with 3+ Assists:

@onekrob2

@khal2n



PERSONAL BESTS

POINTS

Season: 3 vs Gardner-Webb (11/13/21)
 Career: 15 vs Miss Valley State (11/25/20)
 SEC: -

FG MADE

Season: 1 vs Gardner-Webb (11/13/21)
 Career: 5 vs Miss Valley State (11/25/20)
 SEC: -

FG ATTEMPTED

Season: 3 vs Gardner-Webb (11/13/21)
 Career: 8 vs Miss Valley State (11/25/20)
 SEC: -

3-POINT FG MADE

Season: 1 vs Gardner-Webb (11/13/21)
 Career: 3 vs Miss Valley State (11/25/20)
 SEC: -

3-PT FG ATTEMPTS

Season: 2 (2x) last: vs Gardner-Webb (11/13/21)
 Career: 5 vs Miss Valley State (11/25/20)
 SEC: -

FT MADE

Season: -
 Career: 2 (2x) last: vs North Texas (11/28/20)
 SEC: -

FT ATTEMPTED

Season: -
 Career: 2 (3x) last: vs Southern (12/09/20)
 SEC: -

REBOUNDS

Season: 2 vs Mercer (11/09/21)
 Career: 3 vs Miss Valley State (11/25/20)
 SEC: 2 at Tennessee (01/06/21)

ASSISTS

Season: 3 vs Gardner-Webb (11/13/21)
 Career: 4 vs Lipscomb (12/05/20)
 SEC: 1 at Tennessee (01/06/21)

STEALS

Season: -
 Career: 1 vs Miss Valley State (11/25/20)
 SEC: -

BLOCKED SHOTS

Season: -
 Career: 1 vs Oral Roberts (12/20/20)
 SEC: -

MINUTES

Season: 9:43 vs Gardner-Webb (11/13/21)
 Career: 20:36 vs Miss Valley State (11/25/20)
 SEC: 4:52 at Tennessee (01/06/21)

KHALEN ROBINSON'S 2021-22 GAME STATS

Opponent	Date	GS	Min	FG	FGA	Pct	3FG	3A	Pct	FT	FTA	Pct	O	D	Tot	Avg	PF	FO	A	TO	Blk	Stl	Pts	Avg
MERCER	11/09/21	*	9	0	2	.000	0	2	.000	0	0	.000	0	2	2	2.0	1	0	0	0	0	0	0	0.0
GARDNER-WEBB	11/13/21		10	1	3	.333	1	2	.500	0	0	.000	0	0	0	1.0	2	0	3	1	0	1	3	1.5
Totals		1	19	1	5	.200	1	4	.250	0	0	.000	0	2	2	1.0	3	0	3	1	0	1	3	1.5

KHALEN ROBINSON CAREER STATISTICS

Year	GP	GS	Min	Avg	FG	FGA	Pct	3FG	3FGA	Pct	FT	FTA	Pct	Off	Def	Tot	Avg	PF	FO	Ast	TO	Blk	Stl	Pts	Avg
2020-21	11	0	92	8.4	9	21	.429	5	12	.417	6	8	.750	0	10	10	0.9	16	1	11	6	1	3	29	2.6
2021-22	2	1	19	9.5	1	5	.200	1	4	.250	0	0	.000	0	2	2	1.0	3	0	3	1	0	1	3	1.5
TOTAL	13	1	111	8.5	10	26	.385	6	16	.375	6	8	.750	0	12	12	0.9	19	1	14	7	1	4	32	2.5

3

TREY WADE

Gr.Sr. | G | 6-6 | 220 | Marietta, Ga. | South Cobb HS | Wichita State Univ.



@treywade35



@thetreywade5

GENERAL:

- Was a two-year starter at Wichita State ... Played his freshman season-each at UTEP and his sophomore year South Plains (Texas) Junior College ... Appeared in 52 games with 47 starts in two seasons for the Shockers and helped team to 2021 NCAA Tournament berth ... Graduated from Wichita State in the spring of 2021 with a degree in general studies (sociology) ... He is pursuing his Master's in adult and lifelong learning at Arkansas.

2021-22 HIGHLIGHTS:

DOUBLE-DOUBLES (3)

FRESHMAN	(1)
03/07/18 • vs UTSA	10 pts 10 reb
JUNIOR	(2)
11/05/19 • OMAHA	19 pts 11 reb
12/14/19 • OKLAHOMA	11 pts 15 reb

- Led his team/ARK in Pts:9/0
- Led his team/ARK in Reb:17/0
- Led his team/ARK Assists:3/0
- Led his team/ARK in PT+REB same gm:3/0
- CAREER: Double-figure Pts:21/0
- Double-figure Rebs:4/0
- 20-pt gms:3/0
- Gms with a 3PT FG:43/1
- Gms with 3+ Steals:3/0
- Gms with 3+ Assists:12/1
- Gms with 5+ Rebs:48/0



PERSONAL BESTS

POINTS

Season: 5 vs Gardner-Webb (11/13/21)
 Career: 23 at Tulane (03/03/21)
 SEC:

FG MADE

Season: 2 vs Gardner-Webb (11/13/21)
 Career: 9 at Tulane (03/03/21)
 SEC:

FG ATTEMPTED

Season: 4 vs Gardner-Webb (11/13/21)
 Career: 15 at UAB (01/25/18)
 SEC:

3-PT FG MADE

Season: 1 vs Gardner-Webb (11/13/21)
 Career: 4 (2x) last at Tulane (03/03/21)
 SEC:

3-PT FG ATT

Season: 2 vs Gardner-Webb (11/13/21)
 Career: 8 at UAB (01/25/18)
 SEC:

FT MADE

Season: -
 Career: 4 (2x) last at South Florida (12/22/20)
 SEC:

FT ATTEMPTED

Season: -
 Career: 7 vs Omaha (11/05/19)
 SEC:

REBOUNDS

Season: 2 vs Gardner-Webb (11/13/21)
 Career: 15 vs Oklahoma (12/14/19)
 SEC:

ASSISTS

Season: 3 vs Gardner-Webb (11/13/21)
 Career: 5 (2x) vs UCF (01/30/21)
 SEC:

STEALS

Season: -
 Career: 3 (3x) vs Cincinnati (03/13/21)
 SEC:

BLOCKED SHOTS

Season: 1 vs Gardner-Webb (11/13/21)
 Career: 4 vs FIU (01/13/18)
 SEC:

MINUTES

Season: 16:14 vs Gardner-Webb (11/13/21)
 Career: 34:18 vs Temple (02/27/20)
 SEC:

TREY WADE'S 2021-22 GAME STATS

Opponent	Date	GS	Min	FG	FGA	Pct	3FG	3A	Pct	FT	FTA	Pct	O	D	Tot	Avg	PF	FO	A	TO	Blk	Stl	Pts	Avg
MERCER	11/09/21	7	0	0	.000	0	0	.000	0	0	.000	0	0	0	0.0	0	0	0	0	0	0	0	0	0.0
GARDNER-WEBB	11/13/21	16	2	4	.500	1	2	.500	0	0	.000	1	1	2	1.0	1	0	3	0	1	0	5	2.5	
Totals		0	23	2	4	.500	1	2	.500	0	0	.000	1	1	2	1.0	1	0	3	0	1	0	5	2.5

TREY WADE CAREER STATISTICS

Year	GP	GS	Min	Avg	FG	FGA	Pct	3FG	3FGA	Pct	FT	FTA	Pct	Off	Def	Tot	Avg	PF	FO	Ass	TO	Blk	Stl	Pts	Avg
2017-18 (UTEP)	25	6	444	17.8	77	160	.481	18	52	.346	8	24	.333	29	75	104	4.2	40	1	9	18	23	10	180	7.2
2019-20 (WSU)	31	27	730	23.5	86	200	.430	22	68	.324	35	60	.583	62	106	168	5.4	46	0	41	30	13	21	229	7.4
2020-21 (WSU)	22	21	573	26.0	56	139	.403	19	61	.311	16	29	.552	42	82	124	5.6	37	0	34	18	15	11	147	6.7
2021-22 (ARK)	2	0	23	11.5	2	4	.500	1	2	.500	0	0	.000	1	1	2	1.0	1	0	3	0	1	0	5	2.5
TOTAL	80	54	1770	22.1	221	503	.439	60	183	.328	59	113	.522	134	264	398	5.0	124	1	87	66	52	42	561	7.0

4

DAVONTE "DEVO" DAVIS

So. | G | 6-4 | 180 | Jacksonville, Ark. | Jacksonville HS

GENERAL:

- Named the SEC First-Year Academic Honor Roll ... Made the Department's Honor Roll (3.0-3.49 GPA) for Fall 2020 and Spring 2021

2021-22 HIGHLIGHTS:

- Preseason 2nd Tm All-SEC (Coaches and Media) ... 1 of 20 Break-Out Players (Jon Rothstein - College Hoops Today)
- Mercer: Did not take a shot Mercer but led the team with a +19 as he held Mercer's top scorer to just 4-of-13 FG / 0-of-6 3PT.
- Gardner-Webb: Tied his career-high with 6 assists as Arkansas handed out 23 for the game ... Scored 10 points, making 2 3-pointers (only made 2 trey as a frosh) ... Added two steals

Led the Razorbacks in Pts:.....	3
Led the Razorbacks in Rebs:.....	2
Led the Razorbacks in Assists:.....	7
Led the Razorbacks in Steals:.....	9
CAREER: Double-figure Pts:	13
20-pt gms:.....	1
Gms with a 3PT FG:	3
Gms with 3+ 3PT FG:.....	-
Gms with 5+ Rebs:	11
Gms with 3+ Steals:	3

 @MrDevoBuckets

 @devofor3


PERSONAL BESTS

POINTS

Season: 10	vs Gardner-Webb (11/13/21)
Career: 20	vs Georgia (01/09/21)
SEC: 20	vs Georgia (01/09/21)

FG MADE

Season: 4	vs Gardner-Webb (11/13/21)
Career: 9	vs Georgia (01/09/21)
SEC: 9	vs Georgia (01/09/21)

FG ATTEMPTED

Season: 10	vs Gardner-Webb (11/13/21)
Career: 14 (2x)	last vs Florida (02/16/21)
SEC: 14 (2x)	last vs Florida (02/16/21)

3-POINT FG MADE

Season: 2	vs Gardner-Webb (11/13/21)
Career: 2	vs Gardner-Webb (11/13/21)
SEC: 1	vs Georgia (01/09/21)

3-PT FG ATTEMPTS

Season: 3	vs Gardner-Webb (11/13/21)
Career: 3	vs Gardner-Webb (11/13/21)
SEC: 2	vs Georgia (01/09/21)

FT MADE

Season: -	
Career: 4	vs Florida (02/16/21)
SEC: 4	vs Florida (02/16/21)

FT ATTEMPTED

Season: -	
Career: 6	vs Missouri (03/13/21)
SEC: 4 (2x)	last vs Florida (02/16/21)

REBOUNDS

Season: 4	vs Mercer (11/09/21)
Career: 8 (4x)	last vs Oral Roberts (03/27/21)
SEC: 8 (2x)	last at South Carolina (03/02/21)

ASSISTS

Season: 6	vs Gardner-Webb (11/13/21)
Career: 6 (3x)	vs Gardner-Webb (11/13/21)
SEC: 6 (2x)	last at LSU (02/27/21)

STEALS

Season: 3	vs Mercer (11/09/21)
Career: 4	vs LSU (03/13/21)
SEC: 3	vs Missouri (01/02/21)

BLOCKED SHOTS

Season: -	
Career: 2	vs Colgate (03/19/21)
SEC: 1 (3x)	last at Missouri (02/13/21)

MINUTES

Season: 33:48	vs Mercer (11/09/21)
Career: 38:52	vs Texas A&M (03/06/21)
SEC: 38:52	vs Texas A&M (03/06/21)

DAVONTE DAVIS' 2021-22 GAME STATS

Opponent	Date	GS	Min	FG	FGA	Pct	3FG	3A	Pct	FT	FTA	Pct	O	D	Tot	Avg	PF	FO	A	TO	Blk	Stl	Pts	Avg
MERCER	11/09/21	*	34	0	0	.000	0	0	.000	0	0	.000	0	4	4	4.0	1	0	1	5	0	3	0	0.0
GARDNER-WEBB	11/13/21	*	29	4	10	.400	2	3	.667	0	0	.000	1	2	3	3.5	2	0	6	2	0	2	10	5.0
Totals		1	34	0	0	.000	0	0	.000	0	0	.000	0	4	4	4.0	1	0	1	5	0	3	0	0.0

DAVONTE DAVIS CAREER STATISTICS

Year	GP	GS	Min	Avg	FG	FGA	Pct	3FG	3FGA	Pct	FT	FTA	Pct	Off	Def	Tot	Avg	PF	FO	Ast	TO	Blk	Stl	Pts	Avg
2020-21	30	17	716	23.9	109	229	.476	2	13	.154	34	45	.756	36	98	134	4.5	70	0	64	48	5	35	254	8.5
2021-22	2	2	63	31.5	4	10	.400	2	3	.667	0	0	.000	1	6	7	3.5	3	0	7	7	0	5	10	5.0
TOTAL	32	19	779	24.3	113	239	.473	4	16	.250	34	45	.756	37	104	141	4.4	73	0	71	55	5	40	264	8.3

5

AU'DIESE TONEY

Pronounced: Awe-Deece

Sr. | G | 6-6 | 205 | Huntsville, Ala. | Trinity Christian (N.C.) Acad. | Univ. of Pittsburgh

GENERAL:

- Played three seasons with the Pitt Panthers ... Scored 763 points (9.78 avg.) in his three years at Pitt and averaged 5.42 rebounds (423 total) ... Had three career double-doubles.

2021-22 HIGHLIGHTS:

- **Mercer:** Registered a double-double in the season opener with 18 pts and 11 rebs ... Made 7-of-9 shots ... Added two assists ... Had five offensive boards ... Was second on the team with a +18 ... Coach Muss "he really saved us with his unselfish play"

DOUBLE-DOUBLES (4)

SOPHOMORE	(1)
02/02/20 • MIAMI	15 pts 10 reb
JUNIOR	(2)
01/06/21 • at Syracuse	12 pts 14 reb
01/19/21 • DUKE	22 pts 11 reb
SENIOR	(1)
11/09/21 • MERCER	18 pts 11 reb

- Led his team/ARK in Pts:5/0
- Led his team/ARK in Reb:..... 22/1
- Led his team/ARK Assists:3/0
- **CAREER: Double-figure Pts: 36/1**
- Double-figure Rebs: 5/1
- 20-pt gms:.....6/0
- Gms with a 3PT FG:.....39/0
- Gms with 2+ Steals:.....19/0
- Gms with 3+ Assists:..... 12/0
- Gms with 5+ Rebs:46/2

 @thefuturetoney

 @at.loading
**PERSONAL BESTS****POINTS**

Season: 18 vs Mercer (11/09/21)
 Career: 27 at Duke (01/28/20)
 SEC:

FG MADE

Season: 7 vs Mercer (11/09/21)
 Career: 11 at Duke (01/28/20)
 SEC:

FG ATTEMPTED

Season: 9 vs Mercer (11/09/21)
 Career: 19 at Duke (01/28/20)
 SEC:

3-PT FG MADE

Season: -
 Career: 4 vs Saint Francis (PA) (11/25/20)
 SEC:

3-PT FG ATT

Season: 1 vs Mercer (11/09/21)
 Career: 6 vs Saint Francis (PA) (11/25/20)
 SEC:

FT MADE

Season: 4 vs Mercer (11/09/21)
 Career: 13 vs Duke (01/19/21)
 SEC:

FT ATTEMPTED

Season: 6 vs Mercer (11/09/21)
 Career: 17 vs Duke (01/19/21)
 SEC:

REBOUNDS

Season: 11 vs Mercer (11/09/21)
 Career: 14 at Syracuse (01/06/21)
 SEC:

ASSISTS

Season: 2 vs Mercer (11/09/21)
 Career: 6 vs Drexel (11/28/20)
 SEC:

STEALS

Season: 1 vs Mercer (11/09/21)
 Career: 4 (4x) last vs Wake Forest (03/10/20)
 SEC:

BLOCKED SHOTS

Season: -
 SEC: 2 vs Saint Louis (11/21/18)
 SEC:

MINUTES

Season: 36:56 vs Mercer (11/09/21)
 Career: 40:00 (3x) last vs Virginia (02/22/20)
 SEC:

AU'DIESE TONEY'S 2021-22 GAME STATS

Opponent	Date	GS	Min	FG	FGA	Pct	3FG	3A	Pct	FT	FTA	Pct	O	D	Tot	Avg	PF	FO	A	TO	Blk	Stl	Pts	Avg
MERCER	11/09/21	*	37	7	9	.778	0	1	.000	4	6	.667	5	6	11	11.0	0	0	2	1	0	1	18	18.0
GARDNER-WEBB	11/13/21	*	14	1	4	.250	0	0	.000	1	2	.500	2	3	5	8.0	3	0	1	1	0	0	3	10.5
Totals		2	51	8	13	.615	0	1	.000	5	8	.625	7	9	16	8.0	3	0	3	2	0	1	21	10.5

AU'DIESE TONEY CAREER STATISTICS

Year	GP	GS	Min	Avg	FG	FGA	Pct	3FG	3FGA	Pct	FT	FTA	Pct	Off	Def	Tot	Avg	PF	FO	Ass	TO	Blk	Stl	Pts	Avg
2018-19 (PITT)	32	28	809	25.3	80	222	.360	17	69	.246	63	95	.663	62	117	179	5.6	62	1	15	34	4	22	240	7.5
2019-20 (PITT)	31	25	934	30.1	107	232	.461	22	67	.328	57	87	.655	63	86	149	4.8	60	2	36	35	3	38	293	9.5
2020-21 (PITT)	16	16	559	34.9	77	166	.464	18	53	.340	58	87	.667	37	58	95	5.9	33	0	37	38	2	20	230	14.4
2021-22 (ARK)	2	2	51	25.5	8	13	.615	0	1	.000	5	8	.625	7	9	16	8.0	3	0	3	2	0	1	21	10.5
TOTAL	81	71	2353	29.0	272	633	.430	57	190	.300	183	277	.661	169	270	439	5.4	158	3	91	109	9	81	784	9.7

10

JAYLIN WILLIAMS

So. | F | 6-10 | 240 | Fort Smith, Ark. | Fort Smith Northside HS

GENERAL:

- Played in 26 games in 2020-21 with five starts, including the final three games of the NCAA Tournament ... **Named the SEC First-Year Academic Honor Roll ... Made the Department's Honor Roll (3.0-3.49 GPA) for Fall 2020 and Spring 2021 ... Invited to Team USA U-19 camp in the summer of 2021** ... Led the 2020-21 team by taking 16 charges, including two each versus UT Arlington, Georgia, LSU (1/13), Auburn (1/20) and Texas Tech.

2021-22 HIGHLIGHTS:

- e Radar Break-Out Player (Jon Rothstein - College Hoops Today) ... • 1 of 20 Glue Guys (Jon Rothstein - College Hoops Today)
- **Mercer:** Led the team with five assists while adding eight rebounds, two blocked shots and a steal ... His overall play led to Arkansas 18-3 run in the second half.
- **Gardner-Webb:** Dished out 5 assists for the second straight game ... Led the team with eight rebounds and drew three charges

DID YOU KNOW...

Jaylin Williams is the only player 6-9 or taller in the NCAA to average 5.0 assists to date.

(VMI's Lewis Rowe at 6-10 and Belmont's Nick Muszynski at 6-11 each average 4.5).

• Led Razorbacks in Pts:	0
• Led Razorbacks in Rebs:	8
• Led Razorbacks in Blks:	8
• Led Razorbacks in Assists:	2
• CAREER: Double-figure Pts:	1
Double-figure Rebs:	4
20-pt gms:	-
Gms with a 3PT Made:	6
Gms with 3+ Assists:	3
Gms with 5+ Rebs:	12
Charges Taken 2020-21:	team-best 16
Charges Taken 2021-22:	team-best 4



@Jay_MWilliams_



@thejaylinwilliams_



PERSONAL BESTS

POINTS

Season: 8	vs Gardner-Webb (11/13/21)
Career: 13	vs Alabama (02/24/21)
SEC: 13	vs Alabama (02/24/21)

FG MADE

Season: 1 (2x)	last: vs Gardner-Webb (11/13/21)
Career: 4	vs Alabama (02/24/21)
SEC: 4	vs Alabama (02/24/21)

FG ATTEMPTED

Season: 4	vs Mercer (11/09/21)
Career: 8	vs Alabama (02/24/21)
SEC: 8	vs Alabama (02/24/21)

3-POINT FG MADE

Season: -	
Career: 2	vs Miss Valley State (11/25/20)
SEC: 1 (3x)	last at Missouri (02/13/21)

3-PT FG ATTEMPTS

Season: 2	vs Mercer (11/09/21)
Career: 4 (2x)	last vs Missouri (01/02/21)
SEC: 4	vs Missouri (01/02/21)

FT MADE

Season: 2	vs Mercer (11/09/21)
Career: 5	vs Alabama (02/24/21)
SEC: 5	vs Alabama (02/24/21)

FT ATTEMPTED

Season: 4	vs Mercer (11/09/21)
Career: 7	vs Alabama (02/24/21)
SEC: 7	vs Alabama (02/24/21)

REBOUNDS

Season: 8 (2x)	last vs Gardner-Webb (11/13/21)
Career: 10 (4x)	last vs Texas Tech (03/21/21)
SEC: 10 (2x)	last vs Florida (02/16/21)

ASSISTS

Season: 5 (2x)	last vs Gardner-Webb (11/13/21)
Career: 5 (2x)	last vs Gardner-Webb (11/13/21)
SEC: 3	at Missouri (02/13/21)

STEALS

Season: 1 (2x)	last vs Gardner-Webb (11/13/21)
Career: 2 (3x)	last vs LSU (02/27/21)
SEC: 2 (3x)	last vs LSU (02/27/21)

BLOCKED SHOTS

Season: 2	vs Mercer (11/09/21)
Career: 4	vs LSU (02/27/21)
SEC: 4	vs LSU (02/27/21)

MINUTES

Season: 29:40	vs Mercer (11/09/21)
Career: 29:49	vs LSU (02/27/21)
SEC: 29:49	vs LSU (02/27/21)

JAYLIN WILLIAM'S 2021-22 GAME STATS

Opponent	Date	GS	Min	FG	FGA	Pct	3FG	3A	Pct	FT	FTA	Pct	O	D	Tot	Avg	PF	FO	A	TO	Blk	Stl	Pts	Avg
MERCER	11/09/21		30	1	4	.250	0	2	.000	2	4	.500	3	5	8	8.0	2	0	5	4	2	1	4	4.0
GARDNER-WEBB	11/13/21	*	24	1	2	.500	0	1	.000	1	2	.500	0	8	8	8.0	1	0	5	1	0	1	3	3.5
Totals		1	54	2	6	.333	0	3	.000	3	6	.500	3	13	16	8.0	3	0	10	5	2	2	7	3.5

JAYLIN WILLIAMS CAREER STATISTICS

Year	GP	GS	Min	Avg	FG	FGA	Pct	3FG	3FGA	Pct	FT	FTA	Pct	Off	Def	Tot	Avg	PF	FO	Ass	TO	Blk	Stl	Pts	Avg
2020-21	26	5	400	15.4	33	69	.478	7	23	.304	23	31	.742	29	92	121	4.7	50	1	21	24	18	12	96	3.7
2021-22	2	1	54	27.0	2	6	.333	0	3	.000	3	6	.500	3	13	16	8.0	3	0	10	5	2	2	7	3.5
TOTAL	28	6	454	16.2	35	75	.467	7	26	.269	26	37	.703	32	105	137	4.9	53	1	31	29	20	14	103	3.7

**GENERAL:**

- Spent four seasons with the Miami Hurricanes but only played two games his senior year (2020-21) after injuring his ankle on Dec. 4 ... Graduated from Miami (Spring, '21 - sport administration/marketing) ... Pursuing a second undergraduate degree at Arkansas in arts and sciences ... Preseason 1st team All-ACC prior to 2020-21 season ... **2020 All-ACC HM** ... **2019 and 2018 ACC All-Academic Team** ... Led the team – and ranked among the ACC top 10 – in scoring in both 2019-20 and 2018-19 ... In three-plus seasons with the Hurricanes, scored 1,256 points with 251 assists and 100 steals.

2021-22 HIGHLIGHTS:

- 2022 Jersey Mike's Naismith Trophy Watch List** ... #20 ranked returning player in college basketball (Andy Katz - March Madness) ... #51 on CBSSports.com Top 100 and 1 best college players entering 2021-22 ... 1 of 30 Impact Transfers (Jon Rothstein - College Hoops Today).

Mercer: Scored 16 off the bench thanks to making 7-of-8 FT ... 10 of his points came during Arkansas' decisive 18-3 run to turn a 54-53 deficit into a 71-57 lead.

• Led his team/ARK in Pts:	28/0
• Led his team/ARK in Assists:.....	28/0
• Led his team/ARK Pts•Asssts Same Gm:..	11/0
• CAREER: Double-figure Pts:	67/1
Double-figure Assists:	0/0
20-pt gms:.....	16/0
Gms with a 3PT FG:.....	76/2
Gms with 3+ 3PT FG:.....	23/0
Gms with 3+ Steals:	8/0
Gms with 3+ Assists.....	41/0
Gms with 5+ Assists:.....	17/0

**PERSONAL BESTS****POINTS**

Season: 16 vs Mercer (11/09/21)
 Career: 28 (2x) last at Illinois (12/02/19)
 SEC:

FG MADE

Season: 4 vs Mercer (11/09/21)
 Career: 11 at Illinois (12/02/19)
 SEC:

FG ATTEMPTED

Season: 7 vs Mercer (11/09/21)
 Career: 23 at North Carolina (02/09/19)
 SEC:

3-PT FG MADE

Season: 1 (2x) last vs Gardner-Webb (11/13/21)
 Career: 6 (2x) vs Florida State (01/18/20)
 SEC:

3-PT FG ATT

Season: 2 vs Gardner-Webb (11/13/21)
 Career: 11 (2x) vs Clemson (03/11/20)
 SEC:

FT MADE

Season: 7 vs Mercer (11/09/21)
 Career: 14 vs Wake Forest (01/12/19)
 SEC:

FT ATTEMPTED

Season: 8 vs Mercer (11/09/21)
 Career: 14 vs Wake Forest (01/12/19)
 SEC:

REBOUNDS

Season: 2 vs Mercer (11/09/21)
 Career: 6 vs Loyola-Chicago (03/15/18)
 SEC:

ASSISTS

Season: 1 vs Mercer (11/09/21)
 Career: 9 at Virginia Tech (03/08/19)
 SEC:

STEALS

Season: -
 Career: 5 vs Temple (12/17/19)
 SEC:

BLOCKED SHOTS

Season: -
 SEC: 2 vs Florida State (01/18/20)
 SEC:

MINUTES

Season: 26:17 vs Mercer (11/09/21)
 Career: 40:55 vs Florida State (01/18/20)
 SEC:

CHRIS LYKES' 2021-22 GAME STATS

Opponent	Date	GS	Min	FG	FGA	Pct	3FG	3A	Pct	FT	FTA	Pct	O	D	Tot	Avg	PF	FO	A	TO	Blk	Stl	Pts	Avg
MERCER	11/09/21		26	4	7	.571	1	1	1.000	7	8	.875	0	2	2	2.0	1	0	1	1	0	0	16	16.0
GARDNER-WEBB	11/13/21		16	2	5	.400	1	2	.500	0	2	.000	0	0	0	1.0	1	0	0	0	0	0	5	10.5
Totals		0	42	6	12	.500	2	3	.667	7	10	.700	0	2	2	1.0	2	0	1	1	0	0	21	10.5

CHRIS LYKES CAREER STATISTICS

Year	GP	GS	Min	Avg	FG	FGA	Pct	3FG	3FGA	Pct	FT	FTA	Pct	Off	Def	Tot	Avg	PF	FO	Ass	TO	Blk	Stl	Pts	Avg
2017-18 (MIA)	32	10	690	21.6	100	249	.402	48	139	.345	59	82	.720	3	36	39	1.2	70	0	75	58	1	25	307	9.6
2018-19 (MIA)	32	32	1082	33.8	171	421	.406	61	192	.318	114	146	.781	14	72	86	2.7	72	0	103	93	1	43	517	16.2
2019-20 (MIA)	26	24	780	30.0	140	324	.432	51	134	.381	70	86	.814	10	45	55	2.1	68	1	62	54	7	28	401	15.4
2020-21 (MIA)*	2	2	57	28.5	8	22	.364	5	11	.455	10	11	.909	0	8	8	4.0	4	0	11	3	1	4	31	15.5
2021-22 (ARK)	2	0	42	21.0	6	12	.500	2	3	.667	7	10	.700	0	2	2	1.0	2	0	1	1	0	0	21	10.5
TOTAL	94	68	2651	28.2	425	1028	.413	167	479	.349	260	335	.776	27	163	190	2.0	216	1	252	209	10	100	1277	13.6

*- Played in two games in 2020-21 before suffering a season-ending injury

13

CHANCE MOORE

Fr. | G | 6-5 | 195 | Brookhaven, Ga. | McEachern HS

GENERAL:

- A four-star recruit ... Rated 84th nationally by ESPN and 93rd by 247Sports Composite ... Averaged 19 pts and 9 rebounds his senior season

2021-22 HIGHLIGHTS:

.

 @Chance3303

 @chance__moore



CHANCE MOORE'S 2021-22 GAME STATS

Opponent	Date	GS	Min	FG	FGA	Pct	3FG	3A	Pct	FT	FTA	Pct	O	D	Tot	Avg	PF	FO	A	TO	Blk	Stl	Pts	Avg
MERCER	11/09/21		DNP																					
GARDNER-WEBB	11/13/21		2	0	0	.000	0	0	.000	0	0	.000	0	0	0	0.0	2	0	0	0	0	0	0	0.0
Totals		0	2	0	0	.000	0	0	.000	0	0	.000	0	0	0	0.0	2	0	0	0	0	0	0	0.0

PERSONAL BESTS

POINTS

Season: --

SEC: --

FG MADE

Season: --

SEC: --

FG ATTEMPTED

Season: --

SEC: --

3-POINT FG MADE

Season: --

SEC: --

3-PT FG ATTEMPTS

Season: --

SEC: --

FT MADE

Season: --

SEC: --

FT ATTEMPTED

Season: --

SEC: --

REBOUNDS

Season: --

SEC: --

ASSISTS

Season: --

SEC: --

STEALS

Season: --

SEC: --

BLOCKED SHOTS

Season: --

SEC: --

MINUTES

Season: 1:56 vs Gardner-Webb (11/13/21)

SEC: --

CHANCE MOORE CAREER STATISTICS

Year	GP	GS	Min	Avg	FG	FGA	Pct	3FG	3FGA	Pct	FT	FTA	Pct	Off	Def	Tot	Avg	PF	FO	Ast	TO	Blk	Stl	Pts	Avg
2021-22	1	0	2	2.0	0	0	.000	0	0	.000	0	0	.000	0	0	0	0.0	2	0	0	0	0	0	0	0.0

14

JAXSON ROBINSON

So. | G | 6-6 | 185 | Ada, Okla. | Ada HS | Texas A&M

GENERAL:

- Played one season (2020-21) at Texas A&M ... Was a four-star prospect by 247Sports, ESPN and Rivals ... Ranked 62nd nationally and 16th at his position by 247Sports ... Previously was a top 50 recruit of 2021 class but reclassified to the 2020 signing class.

2021-22 HIGHLIGHTS:

- Gardner-Webb:** Tied career highs with six points and making two 3-pointers .. Recorded his second career blocked shot.

Led his team/ARK in Pts:	0/0
CAREER: Double-figure Pts:	0/0
20-pt gms:	0/0
Gms with a 3PT FG:	5/1
Gms with 3+ 3PT FG:	23/0
Gms with 3+ Steals:	0/0
Gms with 3+ Assists:	0/0

 @Robinsonjaxx

 @j4sonn


PERSONAL BESTS

POINTS

Season: 6 vs Gardner-Webb (11/13/21)
 Career: 6 (4x) last vs Gardner-Webb (11/13/21)
 SEC: 6 (3x) last at Ole Miss (01/23/21)

FG MADE

Season: 2 vs Gardner-Webb (11/13/21)
 Career: 2 (5x) last vs Gardner-Webb (11/13/21)
 SEC: 2 (4x) last vs at Ole Miss (01/23/21)

FG ATTEMPTED

Season: 7 vs Gardner-Webb (11/13/21)
 Career: 7 vs Gardner-Webb (11/13/21)
 SEC: 6 at LSU (12/29/20)

3-PT FG MADE

Season: 2 vs Gardner-Webb (11/13/21)
 Career: 2 (4x) last vs Gardner-Webb (11/13/21)
 SEC: 2 (3x) last at Ole Miss (01/23/21)

3-PT FG ATT

Season: 7 vs Gardner-Webb (11/13/21)
 Career: 7 vs Gardner-Webb (11/13/21)
 SEC: 5 (4x) last at Ole Miss (01/23/21)

FT MADE

Season: --
 Career: --
 SEC: --

FT ATTEMPTED

Season: --
 Career: 1 vs Tennessee (01/09/21)
 SEC: 1 vs Tennessee (01/09/21)

REBOUNDS

Season: 1 vs Gardner-Webb (11/13/21)
 Career: 7 at LSU (12/29/20)
 SEC: 7 at LSU (12/29/20)

ASSISTS

Season: --
 Career: 1 (4x) last vs LSU (01/26/21)
 SEC: 1 (3x) last vs LSU (01/26/21)

STEALS

Season: --
 Career: 1 (3x) last at Ole Miss (01/23/21)
 SEC: 1 (2x) last at Ole Miss (01/23/21)

BLOCKED SHOTS

Season: 1 vs Gardner-Webb (11/13/21)
 Career: 1 (2x) last vs Gardner-Webb (11/13/21)
 SEC: --

MINUTES

Season: 10:57 vs Gardner-Webb (11/13/21)
 Career: 19:32 vs Auburn (01/02/21)
 SEC: 19:32 vs Auburn (01/02/21)

JAXSON ROBINSON'S 2021-22 GAME STATS

Opponent	Date	GS	Min	FG	FGA	Pct	3FG	3A	Pct	FT	FTA	Pct	O	D	Tot	Avg	PF	FO	A	TO	Blk	Stl	Pts	Avg
MERCER	11/09/21	DNP																						
GARDNER-WEBB	11/13/21	11	11.0	2	7	.286	2	7	.286	0	0	.000	1	0	1	1.0	1	0	0	0	1	0	6	6.0
Totals		0	11	2	7	.286	2	7	.286	0	0	.000	1	0	1	1.0	1	0	0	0	1	0	6	6.0

JAXSON ROBINSON CAREER STATISTICS

Year	GP	GS	Min	Avg	FG	FGA	Pct	3FG	3FGA	Pct	FT	FTA	Pct	Off	Def	Tot	Avg	PF	FO	Ast	TO	Blk	Stl	Pts	Avg
2020-21 (TXAM)	14	4	137	9.7	11	31	.355	8	28	.268	0	1	.000	4	11	15	1.1	10	0	4	5	1	3	30	2.1
2021-22 (ARK)	1	0	11	11.0	2	7	.286	2	7	.286	0	0	.000	1	0	1	1.0	1	0	0	0	1	0	6	6.0
Total	15	4	148	9.9	13	38	.342	10	35	.286	0	1	.000	5	11	16	1.1	11	0	4	5	2	3	36	2.4

20

KAMANI JOHNSON

R-Jr. | F | 6-7 | 235 | Brooklyn, N.Y. | Holy Spirit (Ga.) Prep School | Little Rock

GENERAL:

- Played two seasons at Little Rock ... Sat out 2020-21 att Arkansas per NCAA transfer rules ... Signed with Arkansas on Oct. 26, 2020, and joined the team on Dec. 19, 2020 ... **Third team All-Sun Belt** selection at Little Rock ... His 144 free throws made in 2019-20 ranked sixth in UALR history for a single season ... In the NCAA, ranked 26th in free throw attempts with a Sun Belt-best 198 and ranked 49th nationally in free throws made (144).

2021-22 HIGHLIGHTS

DOUBLE-DOUBLES (4)

SOPHOMORE (4)

11/27/19 • ALCORN STATE	17 pts	12 reb
01/02/20 • TEXAS STATE *	15 pts	10 reb
01/04/20 • UT ARLINGTON *	30 pts	13 reb
02/22/20 • at Arkansas St.	32 pts	16 reb

* - Back-to-Back games

• Led his team/ARK in Pts:	5/0
• Led his team/ARK in Rebs:	10/0
• Led his team/ARK in Assists:.....	7/0
• Led his tm/ARK in PTS+REB Same Gm:.....	3/0
• Led his tm/ARK in P+R+A Same Gm:.....	2/0
• CAREER: Double-figure Pts:	20/0
Double-figure Rebs:.....	7/0
20-pt gms / 30-pt gms:	3 / 2
Gms with a 3PT Made:.....	0/0
Gms with 3+ Assists:	17/0
Gms with 5+ Rebs:.....	37/0

 @KamaniJohnson20

 @Kamani_Johnson


PERSONAL BESTS

POINTS

Season: 5 vs Gardner-Webb (11/13/21)
 Career: 32 at Arkansas State (02/22/20)
 SEC:

FG MADE

Season: 1 vs Gardner-Webb (11/13/21)
 Career: 9 at Arkansas State (02/22/20)
 SEC:

FG ATTEMPTED

Season: 1 vs Gardner-Webb (11/13/21)
 Career: 13 at Memphis (11/20/19)
 SEC:

3-PT FG MADE

Season: --
 Career: --
 SEC:

3-PT FG ATT

Season: --
 Career: 1 (2x) last at Memphis (11/20/19)
 SEC:

FT MADE

Season: 3 vs Gardner-Webb (11/13/21)
 Career: 14 at Arkansas State (02/22/20)
 SEC:

FT ATTEMPTED

Season: 5 vs Gardner-Webb (11/13/21)
 Career: 16 at Arkansas State (02/22/20)
 SEC:

REBOUNDS

Season: 6 vs Gardner-Webb (11/13/21)
 Career: 20 at Arkansas State (02/22/20)
 SEC:

ASSISTS

Season: 1 vs Mercer (11/09/21)
 Career: 6 vs Appalachian State (02/01/20)
 SEC:

STEALS

Season: --
 Career: 3 vs Arkansas State (02/02/19)
 SEC:

BLOCKED SHOTS

Season: --
 SEC: 2 (5x) last at UT Arlington (02/15/20)
 SEC:

MINUTES

Season: 8:34 vs Gardner-Webb (11/13/21)
 Career: 38:42 vs UT Arlington (01/04/20)
 SEC:

KAMANI JOHNSON'S 2021-22 GAME STATS

Opponent	Date	GS	Min	FG	FGA	Pct	3FG	3A	Pct	FT	FTA	Pct	O	D	Tot	Avg	PF	FO	A	TO	Blk	Stl	Pts	Avg
MERCER	11/09/21		1	0	0	.000	0	0	.000	0	0	.000	1	0	1	1.0	0	0	1	1	0	0	0	0.0
GARDNER-WEBB	11/13/21		8	1	1	1.000	0	0	.000	3	5	.600	2	4	6	3.5	0	0	0	2	0	0	5	2.5
Totals		0	9	1	1	1.000	0	0	.000	3	5	.600	3	4	7	3.5	0	0	1	3	0	0	5	2.5

KAMANI JOHNSON CAREER STATISTICS

Year	GP	GS	Min	Avg	FG	FGA	Pct	3FG	3FGA	Pct	FT	FTA	Pct	Off	Def	Tot	Avg	PF	FO	Ass	TO	Blk	Stl	Pts	Avg
2018-19 (UALR)	27	15	519	19.2	53	96	.552	0	1	.000	33	65	.508	51	79	130	4.8	85	5	37	41	13	14	139	5.1
2019-20 (UALR)	31	28	860	27.7	98	191	.513	0	1	.000	144	198	.727	94	113	207	6.7	99	5	68	67	15	23	340	11.0
2021-22 (ARK)	2	0	9	4.5	1	1	1.000	0	0	.000	3	5	.600	3	4	7	3.5	0	0	1	3	0	0	5	2.5
TOTAL	60	43	1388	23.1	152	288	.528	0	2	.000	180	268	.672	148	196	344	5.7	184	10	106	111	28	37	484	8.1

23 CONNOR VANOVER

Jr. | F | 7-3 | 215 | Little Rock, Ark. | Findlay Prep (Nev.) | Univ. of California

GENERAL:

- Named the SEC Winter Academic Honor Roll ... Played his freshman season at Cal, Sat out 2019-20 season at Arkansas ... In 2020-19, was 1 of 3 players in the NCAA to have at least 50 blocked shots and 20 3-pointers made ... In fact, Vanover is the first Arkansas player with 50+ blocks and 20+ 3's made in a season and only nine other Hogs have reached those levels in an entire career (HogStats.com).

2021-22 HIGHLIGHTS:

- Gardner-Webb: Set the tone early and produced one of his best overall games with a team-best 19 points, seven rebounds, three blocked shots and two assists in just 17 minutes ... Down six with 6:30 left in the first half, keyed a 29-5 run to put the Hogs up 18 with eight points, three rebounds and two blocked shots during the run.

• Led his team/ARK in Pts:	4/3
• Led his team/ARK in Rebs:	7/5
• CAREER: Double-figure Pts:	15/8
Double-figure rebs:	2/2
20-pt gms:	2/1
Gms with a 3 PT FG:	30/18
Gms with 3+ 3PT FG:	2/1
Gms with 3+ Blks:	13/9

PLAYERS IN THE NCAA IN 2020-21

WITH 50+ BLOCKS AND 20+ 3'S MADE

Connor Vanover, ARK	51 blocks	24 3's
Hayden Koval, UNCG	65 blocks	26 3's
Jay Huff, UVa	62 blocks	28 3's

Vanover the first Arkansas player with 50+ blocks and 20+ 3's made in a season. Only nine other Hogs have reached those levels in an entire career: (HogStats.com)

Carl Baker (54 BLK • 29 3's)	Todd Day (102 BLK • 226 3's)
Ron Huery (70 BLK • 94 3's)	Vincent Hunter (79 BLK • 32 3's)
Bobby Portis (104 BLK • 23 3's)	Marshawn Powell (96 BLK • 42 3's)
Michael Qualls (55 BLK • 103 3's)	Darnell Robinson (62 BLK • 28 3's)
Mike Washington (107 BLK • 22 3's)	

@Vanover_Connor

@cv_23



PERSONAL BESTS

POINTS

Season: 19	vs Gardner-Webb (11/13/21)
Career: 24	at Stanford (03/07/19)
SEC: 17	at Auburn (12/30/20)

FG MADE

Season: 7	vs Gardner-Webb (11/13/21)
Career: 9	at Stanford (03/07/19)
SEC: 6	vs Mississippi State (02/02/21)

FG ATTEMPTED

Season: 12	vs Gardner-Webb (11/13/21)
Career: 15	vs Washington (02/28/19)
SEC: 11 (3x)	last vs Mississippi State (02/02/21)

3-POINT FG MADE

Season: 1	vs Gardner-Webb (11/13/21)
Career: 5	at Stanford (03/07/19)
SEC: 2 (2x)	last at Missouri (02/13/21)

3-PT FG ATTEMPTS

Season: 2	vs Gardner-Webb (11/13/21)
Career: 8	vs Lipscomb (12/05/20)
SEC: 6	at Auburn (12/30/20)

FT MADE

Season: 4	vs Gardner-Webb (11/13/21)
Career: 6	at Auburn (12/30/20)
SEC: 6	at Auburn (12/30/20)

FT ATTEMPTED

Season: 4	vs Gardner-Webb (11/13/21)
Career: 6	at Auburn (12/30/20)
SEC: 6	at Auburn (12/30/20)

REBOUNDS

Season: 7	vs Gardner-Webb (11/13/21)
Career: 16	vs North Texas (11/28/20)
SEC: 8	vs Mississippi State (02/02/21)

ASSISTS

Season: 2	vs Gardner-Webb (11/13/21)
Career: 2 (7x)	last at Missouri (02/13/21)
SEC: 2 (2x)	last at Missouri (02/13/21)

STEALS

Season: --	
Career: 3	vs Southern (12/19/20)
SEC: 2 (2x)	last vs Mississippi State (02/02/21)

BLOCKED SHOTS

Season: 3	vs Gardner-Webb (11/13/21)
Career: 6 (2x)	last vs North Texas (11/28/20)
SEC: 5	vs Ole Miss (01/27/21)

MINUTES

Season: 17:10	vs Gardner-Webb (11/13/21)
Career: 34:05	vs North Texas (11/28/20)
SEC: 28:45	at Auburn (12/30/20)

KAMANI JOHNSON'S 2021-22 GAME STATS

Opponent	Date	GS	Min	FG	FGA	Pct	3FG	3A	Pct	FT	FTA	Pct	O	D	Tot	Avg	PF	FO	A	TO	Blk	Stl	Pts	Avg
MERCER	11/09/21		DNP																					
GARDNER-WEBB	11/13/21	*	17	7	12	.583	1	2	.500	4	4	1.000	3	4	7	7.0	1	0	2	0	3	0	19	19.0
Totals		1	17	7	12	.583	1	2	.500	4	4	1.000	3	4	7	7.0	1	0	2	0	3	0	19	19.0

CONNOR VANOVER CAREER STATISTICS

Year	GP	GS	Min	Avg	FG	FGA	Pct	3FG	3FGA	Pct	FT	FTA	Pct	Off	Def	Tot	Avg	PF	FO	Ass	TO	Blk	Stl	Pts	Avg
2018-19 (CAL)	28	15	491	17.5	83	177	.469	27	76	.355	16	24	.667	21	62	83	3.0	38	2	5	18	35	7	209	7.5
2020-21 (ARK)	29	27	483	16.7	70	155	.452	24	74	.324	20	21	.952	27	104	131	4.5	37	0	14	21	51	13	184	6.3
2021-22 (ARK)	1	1	17	17.0	7	12	.583	1	2	.500	4	4	1.000	3	4	7	7.0	1	0	2	0	3	0	19	19.0
TOTAL	58	43	991	17.1	160	344	.465	52	152	.342	40	49	.816	51	170	221	3.8	76	2	21	39	89	20	412	7.1

ARKANSAS RAZORBACKS

2021-22 SEASON RESULTS & LEADERS

RECORD:	OVERALL	HOME	AWAY	NEUTRAL
ALL GAMES	2-0	2-0	0-0	0-0
CONFERENCE	0-0	0-0	0-0	0-0
NON-CONFERENCE	2-0	2-0	0-0	0-0

DATE	TIME (CT)	R A N K	OPPONENT	TV	RESULT	ATTEND	RECORD	(SEC)	HIGH POINTS	HIGH REBOUNDS
11/19/21	7:00 pm	16/15	— MERCER	SEC Network Plus	W 74-61	19,200	1-0	--	(30)JD Notae	(11)Au'Diese Toney
11/13/21	2:00 pm	16/15	— GARDNER-WEBB	SEC Network Plus	W 86-69	19200	2-0	--	(19)Connor Vanover	(8)Jaylin Williams

Home Games in CAPS | * - Southeastern Conference game | # Hall of Fame Classic (Kansas City, Mo. - T-Mobile Center) | % - Big 12/SEC Challenge
 @ - played in Tulsa, Okla. (BOK Center) | & - played in North Little Rock (Simmons Bank Arena) | ^ - SEC Tournament (Tampa, Fla. - Amalie Arena)

ATTENDANCE SUMMARY	GAMES	TOTALS	AVG/GAME
HOME	2	38400	19200
AWAY	0	0	0
NEUTRAL	0	0	0
TOTAL	2	38400	19200

ARKANSAS RAZORBACKS

2021-22 COMBINED REPORT

RECORD:	OVERALL	HOME	AWAY	NEUTRAL
ALL GAMES	2-0	2-0	0-0	0-0
CONFERENCE	0-0	0-0	0-0	0-0
NON-CONFERENCE	2-0	2-0	0-0	0-0

##	Player	GP	GS	Min	Avg	• TOTAL •			• 3-PTS •			• REBOUNDS •				PF		FO				A		TO	Blk	Stl	Pts	
						FG	FGA	Pct	3FG	FGA	Pct	FT	FTA	Pct	Off	Def	Tot	Avg	Off	Def	Off	Def	Off				Def	Off
1	JD Notae	2	2	65	32.5	18	39	.462	9	21	.429	3	4	.750	0	3	3	1.5	2	0	2	2	0	9	48	24.0		
23	Connor Vanover	1	1	17	17.0	7	12	.583	1	2	.500	4	4	1.000	3	4	7	7.0	1	0	2	0	3	0	19	19.0		
11	Chris Lykes	2	0	42	21.0	6	12	.500	2	3	.667	7	10	.700	0	2	2	1.0	2	0	1	1	0	0	21	10.5		
5	Au'Diese Toney	2	2	51	25.5	8	13	.615	0	1	.000	5	8	.625	7	9	16	8.0	3	0	3	2	0	1	21	10.5		
0	Stanley Umude	2	1	44	22.0	7	14	.500	1	2	.500	0	0	.000	2	5	7	3.5	2	0	4	3	0	0	15	7.5		
14	Jaxson Robinson	1	0	11	11.0	2	7	.286	2	7	.286	0	0	.000	1	0	1	1.0	1	0	0	0	1	0	6	6.0		
4	Davonte Davis	2	2	63	31.5	4	10	.400	2	3	.667	0	0	.000	1	6	7	3.5	3	0	7	7	0	5	10	5.0		
10	Jaylin Williams	2	1	54	27.0	2	6	.333	0	3	.000	3	6	.500	3	13	16	8.0	3	0	10	5	2	2	7	3.5		
20	Kamani Johnson	2	0	9	4.5	1	1	1.000	0	0	.000	3	5	.600	3	4	7	3.5	0	0	1	3	0	0	5	2.5		
03	Trey Wade	2	0	23	11.5	2	4	.500	1	2	.500	0	0	.000	1	1	2	1.0	1	0	3	0	1	0	5	2.5		
2	Khalen Robinson	2	1	19	9.5	1	5	.200	1	4	.250	0	0	.000	0	2	2	1.0	3	0	3	1	0	1	3	1.5		
13	Chance Moore	1	0	2	2.0	0	0	.000	0	0	.000	0	0	.000	0	0	0	0.0	2	0	0	0	0	0	0	0.0		
TEAM.....														2	2	4	2.0	0		0				0				
RAZORBACKS..... 2						58	123	.472	19	48	.396	25	37	.676	23	51	74	37.0	23	0	36	24	7	18	160	80.0		
Opponents..... 2						47	104	.452	26	62	.419	10	17	.588	9	42	51	25.5	34	0	34	33	4	11	130	65.0		

Team Statistics

	ARK	OPP
SCORING	160	130
Points per game	80.0	65.0
Scoring margin	+15.0	-
FIELD GOALS-ATT	58-123	47-104
Field goal pct	.472	.452
3 POINT FG-ATT	19-48	26-62
3-point FG pct	.396	.419
3-pt FG made per game	9.5	13.0
FREE THROWS-ATT	25-37	10-17
Free throw pct	.676	.588
F-Throws made per game	12.5	5.0
REBOUNDS	74	51
Rebounds per game	37.0	25.5
Rebounding margin	+11.5	-
ASSISTS	36	34
Assists per game	18.0	17.0
TURNOVERS	24	33
Turnovers per game	12.0	16.5
Turnover margin	+4.5	-
Assist/turnover ratio	1.5	1.0
STEALS	18	11
Steals per game	9.0	5.5
BLOCKS	7	4
Blocks per game	3.5	2.0
ATTENDANCE	38400	0
Home games-Avg/Game	2-19200	0-0
Neutral site-Avg/Game	-	0-0

SCORE BY PERIODS:	1st	2nd	Total
Arkansas	70	90	160
Opponents	62	68	130

Date	Ark. Rank	Opponent	Result	Score	Attend
11/09/21	16/15	MERCER	W	74-61	19,200
11/13/21	16/15	GARDNER-WEBB	W	86-69	19200

* = SEC game

Hall of Fame Classic (Kansas City, Mo. - T-Mobile Center)

@ - played in Tulsa, Okla. (BOK Center)

& - played in North Little Rock (Simmons Bank Arena)

% = SEC/Big 12 Challenge

^ - SEC Tournament (Tampa, Fla. - Amalie Arena)

ARKANSAS RAZORBACKS

2021-22 SEASON STATISTICS • ALL GAMES



RECORD:	OVERALL	HOME	AWAY	NEUTRAL
ALL GAMES	2-0	2-0	0-0	0-0
CONFERENCE	0-0	0-0	0-0	0-0
NON-CONFERENCE	2-0	2-0	0-0	0-0

				• TOTAL •			• 3-PTS •			• REBOUNDS •																
##	Player	GP	GS	Min	Avg	FG	FGA	Pct	3FG	FGA	Pct	FT	FTA	Pct	Off	Def	Tot	Avg	PFFO	A	TO	Blk	St	Pts	Avg	
1	JD Notae	2	2	65	32.5	18	39	.462	9	21	.429	3	4	.750	0	3	3	1.5	2	0	2	2	0	9	48	24.0
23	Connor Vanover	1	1	17	17.0	7	12	.583	1	2	.500	4	4	1.000	3	4	7	7.0	1	0	2	0	3	0	19	19.0
11	Chris Lykes	2	0	42	21.0	6	12	.500	2	3	.667	7	10	.700	0	2	2	1.0	2	0	1	1	0	0	21	10.5
5	Au'Diese Toney	2	2	51	25.5	8	13	.615	0	1	.000	5	8	.625	7	9	16	8.0	3	0	3	2	0	1	21	10.5
0	Stanley Umude	2	1	44	22.0	7	14	.500	1	2	.500	0	0	.000	2	5	7	3.5	2	0	4	3	0	0	15	7.5
14	Jaxson Robinson	1	0	11	11.0	2	7	.286	2	7	.286	0	0	.000	1	0	1	1.0	1	0	0	0	1	0	6	6.0
4	Davonte Davis	2	2	63	31.5	4	10	.400	2	3	.667	0	0	.000	1	6	7	3.5	3	0	7	7	0	5	10	5.0
10	Jaylin Williams	2	1	54	27.0	2	6	.333	0	3	.000	3	6	.500	3	13	16	8.0	3	0	10	5	2	2	7	3.5
20	Kamani Johnson	2	0	9	4.5	1	1	1.000	0	0	.000	3	5	.600	3	4	7	3.5	0	0	1	3	0	0	5	2.5
3	Trey Wade	2	0	23	11.5	2	4	.500	1	2	.500	0	0	.000	1	1	2	1.0	1	0	3	0	1	0	5	2.5
2	Khalen Robinson	2	1	19	9.5	1	5	.200	1	4	.250	0	0	.000	0	2	2	1.0	3	0	3	1	0	1	3	1.5
13	Chance Moore	1	0	2	2.0	0	0	.000	0	0	.000	0	0	.000	0	0	0	0.0	2	0	0	0	0	0	0	0.0
TEAM.....																2	2	4	2.0	0				0	0	
ARKANSAS.....		2				58	123	.472	19	48	.396	25	37	.676	23	51	74	37.0	23	0	36	24	7	18	160	80.0
Opponents.....		2				47	104	.452	26	62	.419	10	17	.588	9	42	51	25.5	34	0	34	33	4	11	130	65.0

SCORE BY PERIODS:	1st	2nd	OT	Total
Arkansas	70	90	160	
Opponents	62	68	130	

DEADBALL REBOUNDS:	OFF	DEF	TOTAL
Arkansas	10	2	12
Opponents	2	2	4

2021-22 ARKANSAS RAZORBACKS GAME HIGHS

Opponent	DATE	SCORE	RESULT	POINTS	REBOUNDS	ASSISTS	STEALS	BLOCKED SHOTS
MERCER	11/09/21	74-61	W	30-JD Notae	11-Au'Diese Toney	5-Jaylin Williams	7-JD Notae	2-Jaylin Williams
GARDNER-WEBB	11/13/21	86-69	W	19-Connor Vanover	8-Jaylin Williams	6-Davonte Davis	2-JD Notae Davonte Davis	3-Connor Vanover

LED TEAM IN POINTS (including ties)

Notae	1
Vanover	1

LED TEAM IN REBS (including ties)

Toney	1
Williams	1

LED TEAM IN ASSISTS (including ties)

Williams	1
Davis	1

LED TEAM IN STEALS (including ties)

Notae	2
Davis	1

LED TEAM IN BLKS (including ties)

Williams	1
Vanover	1

2020-21 RAZORBACK GAME-BY-GAME STATISTICS

Opponent	Date	Score	W/L	• TOTAL •			• 3-PTRS •						• REBOUNDS •										
				FG	FGA	Pct	3FG	FGA	Pct	FT	FTA	Pct	Off	Def	Tot	Avg	PF	A	TO	Blk	Stl	Pts	Avg
MERCER	11/09/21	74-61	W	26	55	.473	6	21	.286	16	22	.727	11	24	35	35.0	6	13	15	2	12	74	74.0
GARDNER-WEBB	11/13/21	86-69	W	32	68	.471	13	27	.481	9	15	.600	12	27	39	37.0	17	23	9	5	6	86	80.0
Arkansas		160		58	123	.472	19	48	.396	25	37	.676	23	51	74	37.0	23	36	24	7	18	160	80.0
Opponents		130		47	104	.452	26	62	.419	10	17	.588	9	42	51	25.5	34	34	33	4	11	130	65.0

Games played: 2

Points/game: 80.0

FG Pct: 47.2

3FG Pct: 39.6

FT Pct: 67.6

Rebounds/game: 37.0

Assists/game: 18.0

Turnovers/game: 12.0

Assist/turnover ratio: 1.5

Steals/game: 9.0

Blocks/game: 3.5

2021-22 OPPONENT GAME-BY-GAME STATISTICS

Opponent	Date	Score	W/L	• TOTAL •			• 3-PTRS •						• REBOUNDS •										
				FG	FGA	Pct	3FG	FGA	Pct	FT	FTA	Pct	Off	Def	Tot	Avg	PF	A	TO	Blk	Stl	Pts	Avg
MERCER	11/09/21	74-61	W	23	51	.451	13	31	.419	2	6	.333	4	18	22	22.0	16	17	18	2	7	61	61.0
GARDNER-WEBB	11/13/21	86-69	W	24	53	.453	13	31	.419	8	11	.727	5	24	29	25.5	18	17	15	2	4	69	65.0
Opponents		130		47	104	.452	26	62	.419	10	17	.588	9	42	51	25.5	34	34	33	4	11	130	65.0
Arkansas		160		58	123	.472	19	48	.396	25	37	.676	23	51	74	37.0	23	36	24	7	18	160	80.0

Games played: 2

Points/game: 65.0

FG Pct: 45.2

3FG Pct: 41.9

FT Pct: 58.8

Rebounds/game: 25.5

Assists/game: 17.0

Turnovers/game: 16.5

Assist/turnover ratio: 1.0

Steals/game: 5.5

Blocks/game: 2.0

ARKANSAS RAZORBACKS

2021-22 GAME-BY-GAME POINTS-ASSISTS-REBOUNDS

				0	1	2	3	4	5	10	11	13	14	20	23	45
Opponent	Date	Score	WL	Umude	Notae	K. Robinson	Wade	Davis	Toney	Williams	Lykes	Moore	J. Robinson	Johnson	Vanover	Blake
MERCER	11/09/21	74-61	W	6-3-1	30-2-2	0-2-0	0-0-0	0-4-1	18-11-2	4-8-5	16-2-1	DNP	DNP	0-1-1	DNP	DNP
GWU	11/13/21	86-69	W	9-4-3	18-1-0	3-0-3	5-2-3	10-3-6	3-5-1	3-8-5	5-0-0	0-0-0	6-1-0	5-6-0	19-7-2	DNP

ARKANSAS RAZORBACKS

2021-22 STARTING LINEUPS

Date	Opponent						1st SUB(S)	Outcome	RECORD BY LINEUP:						RECORD BY STARTER		
Nov. 9	MERCER	Davis	Notae	K. Robinson	Toney	Umude	Williams	W, 74-61	K. Robinson	Notae	Davis	Toney	Umude	1-0	Notae	2	2-0
Nov. 13	GWU	Davis	Notae	Toney	Williams	Vanover	Lykes	W, 86-69	Davis	Notae	Toney	Williams	Vanover	1-0	Davis	2	2-0
															Toney	2	2-0
															Williams	1	1-0
															Vanover	1	1-0
															K. Robinson	1	1-0
															Umude	1	1-0
															RECORD BY 1ST SUB		
															(including ties)		
															Williams	1	1-0
															Lykes	1	1-0

ARKANSAS RAZORBACKS

2020-21 SPECIALTY STATS (ARKANSAS/OPPONENT)

Opponent	Pts Off TO	Pts In Paint	2nd Chance	Fast Break	Bench	Ties	Lead Chng	Ark Largest Lead	Best Ark Run	Opp Largest Lead	Best Opp Run	Ark Led	Opp Led	Gm Tied
MERCER	21 / 10	36 / 8	15 / 3	14 / 0	20 / 12	4	10	15 0:19 2nd	11-0	7 6:32 1st	7-0	24:21	13:26	2:13
GARDNER-WEBB	15 / 8	34 / 20	15 / 3	12 / 3	33 / 25	2	2	31 7:42 2nd	14-0	6 6:46 1st	8-0	31:08	5:15	3:37

RED INDICATES
LARGEST UA LEADS
IN LOSS

RED INDICATES
LARGEST UA DEFICITS
IN A WIN

DEFLECTIONS (Thru Game 1 Only) (ARK career Only unless noted*)

Player	17-18	18-19	19-20	20-21	21-22	Career
Davis	-	-	-	160	9	169
Johnson	-	NA	NA	RS	0	0
Lykes	NA	NA	NA	NA	1	1
Moore	-	-	-	-	0	0
Notae	NA	NA	RS	133	9	142
J. Robinson	-	-	-	NA	0	0
K. Robinson	-	-	-	4	0	4
Toney	-	NA	NA	NA	6	6
Umude	NA	NA	NA	NA	2	2
Vanover	-	NA	RS	104	0	104
Wade	NA	JC	NA	NA	0	0
Williams	-	-	-	81	6	87

MOST IN A GAME 2021-22:

9 Notae (MER) • Davis (MER)

CHARGES DRAWN (Thru Game 2) (ARK career Only unless noted*)

Player	17-18	18-19	19-20	20-21	21-22	Career
Davis	-	-	-	2	0	2
Johnson	-	NA	NA	RS	0	0
Lykes	NA	NA	NA	NA	1	1
Moore	-	-	-	-	0	0
Notae	NA	NA	RS	6	0	6
J. Robinson	-	-	-	0	0	0
K. Robinson	-	-	-	2	1	3
Toney	-	3*	4*	4*	0	11*
Umude	NA	NA	NA	NA	0	0
Vanover	-	NA	RS	0	0	0
Wade	NA	JC	NA	NA	0	0
Williams	-	-	-	16	4	20

MOST IN A GAME 2021-22:

3 Williams (GWU)

DUNKS (Thru Game 2) (ARK career Only unless noted*)

Player	17-18	18-19	19-20	20-21	21-22	Career
Davis	-	-	-	5	0	5
Johnson	-	NA	NA	RS	1	1
Lykes	NA	NA	NA	NA	0	0
Moore	-	-	-	-	0	0
Notae	NA	1*	RS	3	0	4
J. Robinson	-	-	-	0	0	0
K. Robinson	-	-	-	0	0	0
Toney	NA	7*	9*	6*	2	24*
Umude	NA	NA	NA	NA	3	3
Vanover	-	NA	RS	20	0	20
Wade	NA	JC	23*	12*	1	35*
Williams	-	-	-	3	0	3

LAST TIME AN ARKANSAS PLAYER...

• SCORING •

Scored 25 Points: 27 Justin Smith vs Colgate (03/19/21)

Scored 30 Points: 30 JD Notae vs Mercer (11/09/21)

Scored 40 Points: 40 Mason Jones vs Auburn (02/04/20)

Scored 50 Points: 51 Rotnei Clarke vs. Alcorn State (11/13/09)

RECORD: 51 Rotnei Clarke vs. Alcorn State (11/13/09)

• FIELD GOALS MADE •

Made 15 Field Goals: 15 (15-21) Rotnei Clarke vs. Alcorn State (11/13/09)

Made 20 Field Goals: 20 (2-30) Dean Tolson vs. Texas A&M (03/02/74)

RECORD: 20 (20-30) Dean Tolson vs. Texas A&M (03/02/74)

• FIELD GOALS ATTEMPTED •

Attempted 20 Field Goals: 20 (8-20) JD Notae at LSU (01/13/21)

Attempted 25 Field Goals: 26 (11-26) JD Notae vs Mercer (11/09/21)

RECORD: 30 (20-30) Dean Tolson vs. Texas A&M (03/02/74)

• FIELD GOAL PERCENTAGE •

Shot 100% FG (Min. 7 att): Daniel Gafford (7-7) at Texas Tech (01/26/19)

RECORD (min 8 att): 100% 8x - Best: Daryll Saulsberry (10-10) 1975

• 3-POINTERS MADE •

Made 7 3-pointers: 8 (8-11) Mason Jones at Texas A&M (03/07/20)

Made 10 3-pointers: 10 (10-13) by Isaiah Joe vs. FIU (12/01/18)

Made 11-Plus 3-pointers: 13 (13-17) by Rotnei Clarke vs. Alcorn State (11/13/09)

RECORD: 13 (13-17) by Rotnei Clarke vs. Alcorn State (11/13/09) (SEC record)

• 3-POINTERS ATTEMPTED •

Attempted 15 3-Pointers: 15 (6-15) Isaiah Joe at Texas A&M (03/07/20)

Attempted 20 3-Pointers: 24 (10-24) Pat Bradley vs. North Texas (12/30/98)

RECORD: 24 (10-24) Pat Bradley vs. North Texas (12/30/98) (SEC record)

• FREE THROWS MADE •

Made 10 Free Throws: 11 Justin Smith (11-13) vs Colgate (03/19/21)

Made 15 Free Throws: 16 (16-19) Moses Moody vs Alabama (02/24/21)

Made 20 Plus Free Throws: 22 (22-24) Martin Terry vs. Texas A&M (01/22/72)

RECORD: 22 (22-24) by Martin Terry vs. Texas A&M (01/22/72)

• FREE THROWS ATTEMPTED •

Attempted 15 Free Throws: 19 (16-19) Mason Jones vs Tennessee (02/26/20)

Attempted 20 Free Throws: 21 (18-21) Moses Moody vs Alabama (02/24/21)

Attempted 24 Plus Free Throws: 24 (22-24) Martin Terry vs. Texas A&M (01/22/72)

RECORD: 24 (22-24) Martin Terry vs. Texas A&M (01/22/72)

• FREE THROW PERCENTAGE •

Shot 100% FT (min 10 att): 12-12 Isaiah Joe vs Tennessee (02/26/20)

RECORD (min. 11 att): 9x - Best: Tommy Boyer (18-18) in 1963

• REBOUNDS •

Grabbed 10-14 Rebounds: 11 Au'Diese Toney vs Mercer (11/09/21)

Grabbed 15-20 Rebounds: 17 Justin Smith vs Oral Roberts (12/20/20)

Grabbed 20-Plus Rebounds: 23 Nick Davis vs. Jackson State (11/21/97)

RECORD: 23 by Nick Davis vs. Jackson State (11/21/97)

• Grabbed 10 Offensive Rebounds: 11 Justin Smith vs Oral Roberts (03/27/21)

• Grabbed 14 Defensive Rebounds: 14 Connor Vanover vs North Texas (11/28/20)

• ASSISTS •

Had 10 Assists: 10 by Jalen Tate vs Georgia (01/09/21)

Had 15 Assists: 15 by Dontell Jefferson vs. Portland State (11/18/05)

RECORD: 15 by Dontell Jefferson vs. Portland State (11/18/05)

• STEALS •

Had 5 Steals: 5 Justin Smith vs Colgate (03/19/21)

Had 6-7 Steals: 7 JD Notae vs Mercer (11/09/21)

Had 8-9 Steals: 9 Robert Shepard at Arizona (12/06/92)

RECORD: 9 by Robert Shepard at Arizona (12/06/92)

• BLOCKED SHOTS •

Had 5 Blocks: 5 Connor Vanover at Oklahoma State (01/30/21)

Had 6-9 Blocks: 6 Connor Vanover vs North Texas (11/28/20)

Had 10 Blocks: 10 Steven Hill vs. Texas State (12/06/05)

RECORD: 10 Steven Hill vs. Texas St. (12/06/05) & Oliver Miller vs. Texas (02/04/90)

• TURNOVERS •

Committed 5-9 Turnovers: 5 Davonte Davis vs Mercer (11/09/21)

Committed 10 Plus Turnovers: 10 Courtney Fortson at South Carolina (02/21/09)

• MINUTES PLAYED •

38 Minutes (Regulation): 38:30 Justin Smith vs Oral Roberts (03/27/21)

39 Minutes (Regulation): 39:12 JD Notae vs Mercer (11/09/21)

40 Minutes (Regulation): 40:00 Justin Smith vs Colgate (03/19/21)

40 Minutes (OT): 40:00 Jimmy Whitt Jr., at Missouri (02/08/20)

45 Plus Minutes: 47 by BJ Young vs. Auburn (01/16/13)

• MISCELLANEOUS •

2 Players Scored 20+ Pts In Same Game: Moses Moody (28) & Justin Smith (21) vs LSU (03/13/21)

3 Players Scored 20+ Pts In Same Game: at South Carolina (03/02/20)
Moses Moody (28), Justin Smith (22) and JD Notae (21)

2 Players Scored 20+ Pts In Back-To-Back Gms: Jones (37/26) & Joe (22/26) vs. Tennessee (02/26/20) and at Georgia (02/29/20)

2 Players Scored 20+ Pts In 3 Straight: Jones (41/20/21) & Joe (20/21/24) vs Tulsa (12/14/19), Valpo (12/21/19) and Indiana (12/29/19)

8 Players Scored in Double Digits: Mississippi Valley State (11/25/20)
Vanover (25), Sills (19), Moody (16), Jackson (15), Robinson (15), Smith (13), Notae (13), Tate 12)

Scored 20 or More Points in Five-Plus Consecutive Games: (5) by Mason Jones 37, 26, 36, 30, 22 (02/26/20 to 03/11/20)

Scored 20 or More Points in 10-Plus Consecutive Games: (11) by Todd Day 20, 23, 26, 26, 22, 31, 23, 21, 27, 21, 20 (12/01/90 to 01/12/91)

Scored 30 or More Points in 3 Straight Games: Mason Jones (only Razorback) 34 vs. S. Carolina (01/29/20), 30 at Alabama (02/01/20), 40 vs Auburn (02/04/20)

Most Points in Back-To-Back Games: 82 by Martin Terry 35 at TCU (02/20/73) and 47 vs. SMU (02/24/73)

Consecutive Free Throws Made: 48 by Ricky Medlock (20 gms; 12/21/74 to 03/04/75)

Double-Double: Pts/Rebs: Au'Diese Toney (18 & 11) vs Mercer (11/09/21)

Double-Double: Pts/Assists: Jalen Tate (15 & 10) vs Georgia (01/09/21)

Two Players with Double-Double in Same Game: vs Oral Roberts (12/20/20)

Justin Smith (22 pts, 17 rebs) and Desi Sills (16 pts, 10 rebs)

Three Players with Double-Double in Same Game: vs Alabama (01/16/10) – Marshawn Powell

18 pts, 10 rebs), Mike Washington (17 pts, 13 rebs) and Courtney Fortson (12 pts, 10 assists)

Had 5-Plus Assists in 5-Plus Consecutive Games: (6) by Jalen Harris

11, 6, 10, 12, 7, 10 (11/21/81 thru 12/15/18)

Had 10 or More Assists in Back-to-Back Games: Jalen Harris

10 vs. FIU (12/01/18) and 12 at Colorado State (12/05/18)

Three-Plus Players with 5-Plus Assists in a Game: vs. Montana State (11/21/18)

Jalen Harris (11), Isaiah Joe (5) and Desi Sills (5)

Had 5 or More Steals in Back-to-Back Games: Ronnie Brewer

5 vs. Western Illinois (01/01/06) and 5 vs. Mississippi State (01/07/06)

LAST TIME AN OPPONENT PLAYER...

• SCORING •

Scored 30 Points: 30 Saben Lee vs Vanderbilt (03/11/20)

Scored 40 Points: 45 Jodie Meeks vs. Kentucky (02/14/09)

Scored 50 Points: 56 Oscar Robertson vs. Cincinnati (03/15/58) **(on record)**

• FIELD GOALS MADE •

Made 15 Field Goals: 17 (17-24) Jodie Meeks vs. Kentucky (02/14/09)

Made 20 Field Goals: 21 Oscar Robertson vs. Cincinnati (03/15/58) **(on record)**

• FIELD GOALS ATTEMPTED •

Attempted 20 Field Goals: 22 (11-22) Braden Shackelford at Alabama (02/01/20)

Attempted 25 Field Goals: 28 (11-28) Devan Downey vs. South Carolina (02/17/10)

• FIELD GOAL PERCENTAGE •

Shot 100% FG (Min. 7 att): Adam Wing (8-8) vs. Evansville (12/08/15)

• 3-POINTERS MADE •

Made 7 3-pointers: 7 (7-15) Tyler Hall vs. Montana State (11/21/18)

Made 10 3-pointers: 10 (10-19) Lance Weems at Auburn (01/06/96)

• 3-POINTERS ATTEMPTED •

Attempted 15 3-pointers: 15 (7-15) Tyler Hall vs. Montana State (11/21/18)

Attempted 20 3-pointers: 22 (5-22) Jeff Fryer vs. Loyola Marymount (03/16/89)

• FREE THROWS MADE •

Made 10 Free Throws: 12 (12-15) Xavier Pinson (01/02/21)

Made 15 Free Throws: 15 (15-17) Keyontae Johnson at Florida (02/18/20)

• FREE THROWS ATTEMPTED •

Attempted 15 Free Throws: 15 (12-15) Xavier Pinson (01/02/21)

Attempted 20 Free Throws: 24 (18-24) Frank Williams vs. Illinois (12/08/01)

• FREE THROW PERCENTAGE •

Shot 100% FT (min 10 att): 14-14 Grant Williams at Tennessee (01/15/19)

• REBOUNDS •

Grabbed 15-19 Rebounds: 18 Kevin Samuel vs TCU (01/25/20)

Grabbed 20 Rebounds: 20 Antonio McDyess vs. Alabama (03/11/95)

• Grabbed 10 Offensive Rebounds: 11 Tyler Davis at Texas A&M (01/30/18)

• Grabbed 10 Defensive Rebounds: 11 Kevin Samuel vs TCU (01/25/20)

• ASSISTS •

Had 10 Assists: 11 Tremont Waters vs. LSU (01/12/19)

Had 13 Assists: 13 Chuck Evans at Mississippi State (01/27/93) **(on record)**

• STEALS •

Had 5 Steals: 6 Alpha Diallo at Providence (03/19/19)

Had 8 Steals: 8 Terry Conerway vs. Texas State (12/21/02)

• BLOCKED SHOTS •

Had 6-9 Blocks: 7 Stefan Moody at Ole Miss (02/13/16)

Had 10 Plus Blocks: 10 P.J. Roberson vs. Grambling State (11/26/11)

• TURNOVERS •

Committed 5-9 Turnovers: 5 TJ Moss at South Carolina (03/02/21)
Committed 10 Plus Turnovers: 12 Devin Gibson vs. UTSA (12/12/07)

LAST TIME ARKANSAS HIGHS...

• SCORING •

Scored 100-119 Points: 101 at South Carolina (103/02/21)
Scored 120-Plus Points: 142 vs. Mississippi Valley State (11/25/20)
Scored 50 Points in 1st Half: 61 vs Miss Valley State (11/25/20)
Scored 50 Points in 2nd Half: 52 at South Carolina (03/02/21)
Scored 60 or More Points in a Half: 61 (1st) vs. Miss Valley State (11/25/20)
Scored 70 or More Points in a Half: 71 (1st) vs. Alcorn (11/13/09)
Scored 80 or More Points in a Half: 81 (2nd) vs. Miss Valley State (11/25/20)
Most Points in a Half: 88 (2nd) vs. U.S. International (12/09/89)

• FIELD GOALS MADE •

Made 40 Field Goals: 40 (40-76) vs Central Arkansas (12/12/20)
Made 50 Field Goals: 57 (57-99) vs. Troy (12/10/96)
RECORD: 68 (68-101) vs. U.S. International (12/09/89)

• FIELD GOALS ATTEMPTED •

Attempted 80 Field Goals: 86 (48-86) vs Miss Valley State (11/25/20)
Attempted 90 Field Goals: 99 (57-99) vs. Troy (12/10/96)
Attempted 100 Field Goals: 101 (68-101) vs. US International (12/09/89)
RECORD: 101 (68-101) vs. U.S. International (12/09/89)

• FIELD GOAL PERCENTAGE •

Shot 60% FG: 60.9 (42-69) vs. FIU (12/01/18)
Shot 70% or Better FG: 72.7 (32-44) vs. Alabama State (12/21/83)
RECORD: 79.4 (27-34) vs. Texas Tech (1979)

• 3-POINTERS MADE •

Made 15 3-pointers: 15 (15-33) at South Carolina (03/02/21)
Made 20 3-pointers: 20 (20-40) vs Miss Valley State (11/25/20)
RECORD: 21 (21-37) vs. Troy (12/10/96)

• 3-POINTERS ATTEMPTED •

Attempted 30 3-pointers: 33 (15-33) at South Carolina (02/03/21)
Attempted 40 3-pointers: 40 (20-40) vs Miss Valley State (11/25/20)
RECORD: 54 (19-54) vs. North Texas (12/30/98)

• 3-POINT PERCENTAGE •

Shot 50% 3PT FG (min. 15 att): 57.1 (12-21) vs Georgia (01/09/21)
Shot 60% or Better 3PT FG (min. 15 att): 61.1 (11-18) at Vanderbilt (03/06/19)
RECORD (min. 15 att): 66.7 (16-24) vs. Mississippi State (01/09/16)

• FREE THROWS MADE •

Made 20 Free Throws: 27 (27-43) vs Alabama (02/24/21)
Made 30 Free Throws: 36 (36-54) vs LSU (03/04/20)
Made 40 Free Throws: 41 (41-49) at Kentucky (01/25/92)
RECORD: 48 (48-53) vs. Ole Miss (01/17/04)

• FREE THROW ATTEMPTS •

Attempted 40 Free Throws: 43 (27-43) vs Alabama (02/24/21)
Attempted 50 Free Throws: 54 (36-54) vs LSU (03/04/20)
Attempted 60 Free Throws: 65 vs. TCU (1955)
RECORD: 65 vs. TCU (1955)

• FREE THROW PERCENTAGE •

Shot 80% FT (min. 10 att): 87.0 (20-23) at Missouri (02/13/21)
Shot 90% or Better FT (min. 10 att): 92.3 (12-13) at South Carolina (03/02/21)
RECORD (min 10 att): 100 3x - Best 16-16 at Kentucky (02/27/14)

• REBOUNDS •

Grabbed 40 Rebounds: 40 vs Georgia (01/09/21)
Grabbed 50 Rebounds: 54 vs Lipscomb (12/05/20)
Grabbed 55-Plus Rebounds: 58 vs Oral Roberts (12/20/20)
RECORD: 77 vs. Jackson State (01/22/02)

• ASSISTS •

Had 25 Assists: 26 vs Central Arkansas (12/12/20)
Had 30 Assists: 32 vs. Jackson State (11/22/96)
Had 40 Assists: 40 vs. Troy (12/10/96)
RECORD: 47 vs. U.S. International (12/09/89)

• STEALS •

Had 15 Steals: 15 at Georgia Tech (11/25/19)
Had 20 Steals: 24 vs. Maryland-Eastern Shore (01/02/01)
Had 25 Steals: 26 vs. Louisiana-Monroe (11/25/00)
RECORD: 26 vs. Louisiana-Monroe (11/25/00)

• BLOCKED SHOTS •

Had 10 Blocks: 11 vs Alabama (02/24/21)
Had 13 Blocks: 14 vs. Georgia (01/29/19)

Had 15 Blocks: 15 vs. South Alabama (12/30/91)
RECORD: 18 vs. Missouri (12/05/95)

• MOST TURNOVERS •

Had 25 Turnovers: 25 at South Carolina (02/21/09)
Had 30 Turnovers: 32 vs. Providence (11/16/07)
RECORD: 32 vs. Providence (11/16/07)

• FOULS •

Committed 25 Fouls: 28 vs Missouri (01/02/21)
Committed 30 Fouls: 32 at Missouri (02/08/20)
RECORD: 38 vs. Missouri (12/04/61)

LAST TIME ARKANSAS LOWS...

• SCORING •

Held to 40-45 Points: 43 at Florida (01/22/11)
Held to 46-49 Points: 46 at Mississippi State (02/09/16)
Held to 50-55 Points: 50 vs. Florida (03/14/19)
Held to 56-59 Points: 59 at Alabama (01/16/21)
Held to 19 Points or Less in a Half: 19 (1st half) at Alabama (01/16/21)

• FIELD GOALS •

Held to Below 20 Field Goals Made: 15 (15-49) at Tennessee (02/11/20)

• FIELD GOAL PERCENTAGE •

Held to 20-29% FG: 26.8 (19-71) vs Missouri (01/02/21)
Held to 30-35% FG: .333 (19-57) vs Kentucky (01/18/20)

• 3-POINTERS •

Did not Make a 3-pointer: 0 (0-2) at Texas (01/07/89)
Held to 1-2 3-PT FG Made: 1 (1-9) vs Oral Roberts (03/27/21)
Attempted Single-Digit 3-pointers: 9 (6-9) vs TCU (01/25/20)

• 3-POINT PERCENTAGE •

Shot 10% or Worse 3PT FG: 10.0 (1-10) at Mississippi State (02/09/16)
Shot 11-19% 3PT FG: 11.1 (1-9) vs Oral Roberts (03/27/21)

• FREE THROWS •

Made Single Digit Free Throws: 4 (4-7) at Oklahoma State (01/30/21)
Attempted Single Digit Free Throws: 7 (4-7) at Oklahoma State (01/30/21)

• FREE THROW PERCENTAGE •

Shot 40-49% FT: 47.1 (8-17) vs Southern (12/09/20)
Shot Below 40% FT: 26.7 (4-15) at Texas A&M (01/09/13)

• REBOUNDING •

Had 19 or Fewer Rebounds: 19 at Missouri (03/05/13)
Had 20-25 Rebounds: 25 at Texas A&M (03/07/20)

• ASSISTS •

Held to 6 Assists or less: 6 at Tennessee (02/11/20)

• STEALS •

Had 0 Steals: vs Texas Tech (03/21/21) **(only time on record)**
Had 1 Steal: 1 vs Florida (03/09/18)
Had 2-4 Steals: 2 at Tennessee (01/06/21)

• BLOCKED SHOTS •

Had No Blocked Shots: 0 vs Missouri (1/23/19)

• FEWEST TURNOVERS •

Had 1-4 Turnovers: 4 vs Georgia (01/29/19)
Had 5-9 Turnovers: 6 at Kentucky (02/09/21)

• FOULS •

Had Single Digit Fouls: 6 vs Mercer (11/09/21)

ARKANSAS MISCELLANEOUS...

Played in an OT game:	02/13/21 at Missouri	W, 86-81 (OT)
Played in a 2OT game:	01/23/18 at Georgia	W, 80-77 (2 OT)
Played in a 3OT game:	02/09/80 vs. Houston	L, 90-84 (3 OT)

LAST TIME AN OPPONENT HIGHS...

• SCORING •
Scored 100 Points: 106 at Tennessee (01/15/19) Scored 110 Points: 117 at Ole Miss (12/10/73) Scored 50 Points in 1st Half: 55 at Tennessee (01/15/19) Scored 50 Points in 2nd Half: 56 vs LSU (03/04/20) Scored 60 or More Points in a Half: 60 (1st half) vs. Alabama (0228/96)
• FIELD GOALS MADE •
Made 30 Field Goals: 30 (30-62) vs Baylor (03/29/21) Made 40 Field Goals: 40 (40-68) by Texas (01/05/10) Made 45 Field Goals: 45 (45-80) vs. Pittsburgh (12/29/86)
• FIELD GOALS ATTEMPTED •
Attempted 70 Field Goals: 72 (27-72) at South Carolina (03/02/20) Attempted 80 Field Goals: 83 (31-83) by FIU (12/01/018)
• FIELD GOAL PERCENTAGE •
Shot 60% FG: 61.1 (15-23) vs. Auburn (02/17/16) Shot 65% FG: 67.7 (4-65) vs. North Carolina (03/23/08) Shot 69% FG: 69.8 (37-53) at Auburn (01/14/95)
• 3-POINTERS MADE •
Made 15 3-pointers: 15 (15-36) at Alabama (01/16/21) Made 17 3-pointers: 17 (17-33) at Auburn (02/20/19)
• 3-POINTERS ATTEMPTED •
Attempted 25 3-pointers: 28 (9-28) vs LSU (02/27/21) Attempted 30 3-pointers: 31 (13-31) vs Gardner-Webb (11/13/21) Attempted 35 3-pointers: 36 (15-36) at Alabama (01/16/21)
• 3-POINT PERCENTAGE •
Shot 50% 3PT FG (min 15 att): 53.8 (14-26) at Kentucky (02/09/21) Shot 60% or Better 3PT FG (min 15 att): 62.7 (10-15) at South Carolina (02/09/19)
• FREE THROWS •
Made 20 Free Throws: 20 (20-26) at Tennessee (01/06/21) Made 30 Free Throws: 34 (34-44) at Missouri (02/08/19) Made 40 Free Throws: 40 (40-50) vs. UMass (11/25/94)
• FREE THROW ATTEMPTS •
Attempted 35 Free Throws: 39 (26-39) vs Missouri (01/02/21) Attempted 40 Free Throws: 44 (34-44) at Missouri (02/08/18) Attempted 50 Free Throws: 50 (39-50) vs. South Carolina (03/11/04)
• FREE THROW PERCENTAGE •
Shot 80% FT (min. 10 att): .840 (21-25) at Florida (02/18/20) Shot 90% or Better FT (min. 10 att): .962 (25-26) at Ole Miss (01/11/20) Shot 100% (min. 10 att): 1.000 (14-14) vs Florida (02/16/21)
• REBOUNDING •
Grabbed 45 Rebounds: 48 at LSU (01/13/21) Grabbed 50 Rebounds: 51 vs Missouri (01/02/21) Grabbed 55-Plus Rebounds: 56 vs. Georgia (01/29/19) • Grabbed 20 Offensive Rebounds: 23 at LSU (01/08/20)
• ASSISTS •
Had 25 Assists: 25 vs. Louisville (11/17/09) Had 30 Assists: 30 at UAB (01/27/90)
• STEALS •
Had 15 Steals: 15 at LSU (02/24/10) Had 18 Steals: 18 vs. Alcorn State (12/02/95)
• BLOCKED SHOTS •
Had 10 Blocks: 10 at Tennessee (01/22/14) Had 13 Blocks: 13 at Mississippi State (01/14/10)
• MOST TURNOVERS •
Had 20 Turnovers: 22 vs Colgate (03/19/21) Had 25 Turnovers: 26 vs Mississippi State (02/02/21) Had 30 Turnovers: 30 vs. Louisiana-Monroe (12/31/04)
• FOULS •
Committed 30-plus Fouls: 32 vs Alabama (02/24/21) RECORD: 36 vs. Centenary (12/04/82)

LAST TIME AN OPPONENT LOWS

• SCORING •
Held to 30-39 Points: 33 vs. Vanderbilt (01/12/13) Held to 40-45 Points: 45 vs Mississippi State (02/02/21) Held to 46-49 Points: 46 vs Montana (11/16/19) Held to 50-55 Points: 50 vs Lipscomb (12/05/20) Held to 56-59 Points: 55 vs Vanderbilt (01/15/20) Held to 19 Points or Less in a Half: 18 vs Montana (11/16/19)
• FIELD GOAL PERCENTAGE •
Held to 21% or Worse FG: .2097 (13-62) vs. Jackson State (11/22/02) Held to 20-29% FG: .286 (18-63) vs Southern (12/09/19) Held to 30-35% FG: .306 (15-49) vs Mississippi State (02/02/21)
• 3-POINTERS •
Did not Make a 3-pointer: 0 (0-10) by Mississippi State (02/07/15) Held to 1 3-PT FG Made: 1 (1-13) vs Southern (12/09/20) Held to 2-4 3-PT FG Made: 4 (4-17) vs Tennessee (02/26/20) Held to 5-7 3-PT FG Made: 5 (5-19) vs Mississippi State (02/02/21)
• 3-POINT PERCENTAGE •
Shot 10% or Worse 3PT FG: 6.3 (1-16) vs Ole Miss (01/27/21) Shot 11-16% 3PT FG: 15.4 (2-13) vs North Texas (11/28/20) Shot 17-19% 3PT FG: 19.0 (4-21) vs Florida (02/16/21)
• FREE THROWS •
Made 1-5 Free Throws: 3 (3-8) vs Alabama (02/24/21) Made 6-9 Free Throws: 8 (8-10) vs Texas A&M (03/06/21)
• FREE THROW ATTEMPTS •
Attempted Single Digit Free Throws: 8 (3-8) vs Alabama (02/24/21)
• FREE THROW PERCENTAGE •
Shot 40-49% FT: 37.5 (3-8) vs Alabama (02/24/21) Shot Below 40% FT: 38.1 (8-21) vs. Texas State (12/22/18)
• REBOUNDING •
Had 19 or Fewer Rebounds: 19 vs. Missouri-Kansas City (12/02/06) Had 20-25 Rebounds: 22 vs Mercer (11/09/21)
• ASSISTS •
Held 5 Assists or Fewer: 5 vs Southern (12/09/20)
• STEALS •
Had No Steals: 0 vs Vanderbilt (01/15/20) Had 1 Steal: 1 at Kentucky (02/09/21) Had 2-4 Steals: 3 vs Texas Tech (03/21/21)
• BLOCKED SHOTS •
Had No Blocked Shots: 0 (3x in 2020-21) vs Lipscomb / Southern / Georgia
• FEWEST TURNOVERS •
Had 0-5 Turnovers: 5 at Tennessee (01/06/21) Had 6-9 Turnovers: 9 vs Texas Tech (03/21/21)
• FOULS •
Had Single Digit Fouls: 8 at Michigan (12/08/12) Committed 10-14 Fouls: 14 at South Carolina (03/02/21)

Score tied - 4 times.
Lead changed - 10 times.

Score tied - 2 times.
Lead changed - 2 times

RAZORBACK SPEED CHART



STANLEY UMUIDE

0 F • Gr.Sr. • 6-6 • 210
San Antonio, Texas || South Dakota

Uh-Moo-Dey • Member of the Southeastern Conference Men's and Women's Basketball Leadership Council ... Graduated from South Dakota (Spring '21) - General Studies ... 3x, All-Summit League (1st tm in 2019 & '21 • 2nd in 2020) ... For his career, scored in double figures 71x, led his team in Pts 40x, led his team in Reb 36x.

Year	GP	GS	Min	Avg	FG	FGA	Pct	3FG	3FGA	Pct	FT	FTA	Pct	Off	Def	Tot	Avg	PF	FO	Ast	TO	Blk	Stl	Pts	Avg
2021-22	2	1	44	22.0	7	14	.500	1	2	.500	0	0	.000	2	5	7	3.5	2	0	4	3	0	0	15	7.5
TOTAL	103	76	2672	25.9	550	1170	.470	102	297	.343	333	445	.748	70	486	556	5.4	223	3	187	187	91	55	1535	14.9

CAREER HIGHS

PTS: 41 vs South Dakota State (12/12/20)
REB: 14 (2x) last vs. Mount Marty (12/06/19)
AST: 7 vs. North Dakota State (02/19/20)
STL: 3 (5x) last vs North Dakota (02/13/21)
BLK: 4 (2x) last vs Denver (02/20/19)



JD NOTAE

1 G • Sr. • 6-2 • 190
Covington, Ga. || Jacksonville

No-Tay 2021-22 preseason SEC 1st tm (coaches)/received votes for preseason SEC POY (media) ... 2021 National (Bleacher Report) / SEC (Coaches) 6th Man of the Year ... Led team in scoring 7x ... Scored 1,000th career pt vs UCA (game-high 22 pts w/ 6 assists, 3 steals) ... 5 career Double-Doubles including a Triple-Double

Year	GP	GS	Min	Avg	FG	FGA	Pct	3FG	3FGA	Pct	FT	FTA	Pct	Off	Def	Tot	Avg	PF	FO	Ast	TO	Blk	Stl	Pts	Avg
2021-22	2	2	65	32.5	18	39	.462	9	21	.429	3	4	.750	0	3	3	1.5	2	0	2	2	0	9	48	24.0
TOTAL	94	54	2595	27.6	485	1185	.409	176	503	.350	241	329	.733	73	358	431	4.6	185	8	226	246	39	156	1387	14.8

CAREER HIGHS

PTS: 40 vs Florida Memorial (11/21/18)
REB: 14 Stetson (01/30/19)
AST: 10 at Kennesaw State (01/09/19)
STL: 7 Mercer (11/09/21)
BLK: 3 (4x) last at Oral Roberts (12/20/20)



KHALEN "KK" ROBINSON

2 G • So. • 6-0 • 180
Little Rock, Ark.

• Had surgery on his right foot on Jan. 10 and missed the rest of the 2020-21 season.
• Rated the 36th-best incoming freshman in the nation and the 7th-best combo guard by 247Sports.com
• 2020 MaxPreps Virginia All-State first team

Year	GP	GS	Min	Avg	FG	FGA	Pct	3FG	3FGA	Pct	FT	FTA	Pct	Off	Def	Tot	Avg	PF	FO	Ast	TO	Blk	Stl	Pts	Avg
2021-22	2	1	19	9.5	1	5	.200	1	4	.250	0	0	.000	0	2	2	1.0	3	0	3	1	0	1	3	1.5
TOTAL	13	1	111	8.5	10	26	.385	6	16	.375	6	8	.750	0	12	12	0.9	19	1	14	7	1	4	32	2.5

CAREER HIGHS

PTS: 15 vs Mississippi Valley State (11/25/20)
REB: 2 vs Mississippi Valley State (11/25/20)
AST: 4 vs Lipscomb (12/05/20)
STL: 1 vs Mississippi Valley State (11/25/20)
BLK: -



TREY WADE

3 F • Gr.Sr. • 6-6 • 220
Marietta, Ga. || Wichita State

Graduated from Wichita State (Spring '21) - General Studies (sociology) ... Was a two-year starter at Wichita State after playing a season-each at UTEP and South Plains (Texas) Junior College ... Last season, helped Wichita State win American Athletic Conference title and earn an at-large bid to the NCAA tournament

Year	GP	GS	Min	Avg	FG	FGA	Pct	3FG	3FGA	Pct	FT	FTA	Pct	Off	Def	Tot	Avg	PF	FO	Ast	TO	Blk	Stl	Pts	Avg
2021-22	2	0	23	11.5	2	4	.500	1	2	.500	0	0	.000	1	1	2	1.0	1	0	3	0	1	0	5	2.5
TOTAL	80	54	1770	22.1	221	503	.439	60	183	.328	59	113	.522	134	264	398	5.0	124	1	87	66	52	42	561	7.0

CAREER HIGHS

PTS: 23 at Tulane (03/03/21)
REB: 15 vs Oklahoma (12/14/19)
AST: 5 (2x) last vs UCF (01/30/21)
STL: 3 (3x) last vs Cincinnati (03/13/21)
BLK: 4 FIU (01/13/18)



DAVONTE "DEVO" DAVIS

4 G • Fr. • 6-4 • 180
Jacksonville, Ark.

2021-22 Preseason All-SEC 2nd tm (coaches and media) ... 1 of 20 national "Break-out Players" by Jon Rothstein ... In the 2021 postseason, averaged 12.3 pts and was 2nd on the team in both reb avg (6.7) & assists (17) ... Per 40 minute basis for season, averaged 14.2 pts & 7.5 rebs.

Year	GP	GS	Min	Avg	FG	FGA	Pct	3FG	3FGA	Pct	FT	FTA	Pct	Off	Def	Tot	Avg	PF	FO	Ast	TO	Blk	Stl	Pts	Avg
2021-22	2	2	63	31.5	4	10	.400	2	3	.667	0	0	.000	1	6	7	3.5	3	0	7	7	0	5	10	5.0
TOTAL	32	19	779	24.3	113	239	.473	4	16	.250	34	45	.756	37	104	141	4.4	73	0	71	55	5	40	264	8.3

CAREER HIGHS

PTS: 20 vs Georgia (01/09/21)
REB: 8 (4x) last vs Oral Roberts (03/27/21)
AST: 6 (3x) last vs G-Webb (11/13/21)
STL: 4 vs LSU (03/13/21)
BLK: 1 (3x) at Missouri (02/13/21)



AU'DIESE TONEY

5 G • Sr. • 6-6 • 205
Huntsville, Ala. || Pittsburgh, Pa.

Awe-Deece Played three seasons with at Pitt ... Career: 763 points (9.78 avg.) & averaged 5.42 rebounds (423 total) ... Added 88 assists and 80 steals with three career double-doubles.

Year	GP	GS	Min	Avg	FG	FGA	Pct	3FG	3FGA	Pct	FT	FTA	Pct	Off	Def	Tot	Avg	PF	FO	Ast	TO	Blk	Stl	Pts	Avg
2021-22	2	2	51	25.5	8	13	.615	0	1	.000	5	8	.625	7	9	16	8.0	3	0	3	2	0	1	21	10.5
TOTAL	81	71	2353	29.0	272	633	.430	57	190	.300	183	277	.661	169	270	439	5.4	158	3	91	109	9	81	784	9.7

CAREER HIGHS

PTS: 27 vs Duke (01/28/20)
REB: 14 at Syracuse (01/06/21)
AST: 6 vs Drexel (11/28/20)
STL: 4 (4x) last vs Wake Forest (03/10/20)
BLK: 2 vs Saint Louis (11/21/18)



JAYLIN WILLIAMS

10 F • So. • 6-10 • 240
Fort Smith, Ark.

On two Jon Rothstein lists: 1 of 20 Under-The Radar Break-Out Players AND 1 of 20 Glue Guys ... Took a team-best 16 charges ... Had 10 rebounds 4x (MVSU, at LSU, vs FLA & vs TX Tech) ... Only Hog have 10+ boards off the bench 3x ... In NCAA, had career-high 4 assist vs TX Tech & was 4-of-5 FG vs Baylor

Year	GP	GS	Min	Avg	FG	FGA	Pct	3FG	3FGA	Pct	FT	FTA	Pct	Off	Def	Tot	Avg	PF	FO	Ast	TO	Blk	Stl	Pts	Avg
2021-22	2	1	54	27.0	2	6	.333	0	3	.000	3	6	.500	3	13	16	8.0	3	0	10	5	2	2	7	3.5
TOTAL	28	6	454	16.2	35	75	.467	7	26	.269	26	37	.703	32	105	137	4.9	53	1	31	29	20	14	103	3.7

CAREER HIGHS

PTS: 13 vs Alabama (02/24/21)
REB: 10 (4x) last vs Texas Tech (03/21/21)
AST: 5 (2x) last vs G-Webb (11/13/21)
STL: 2 (2x) last vs Mississippi St. (02/02/21)
BLK: 2 (3x) last at LSU (01/13/21)



CHRIS LYKES

11 G • Gr.Sr. • 5-7 • 160
Mitchellville, Md. || Miami (Fla.)

"LIKES" 2022 Jersey Mike's Naismith Trophy Watch List ... #20 returning player in college basketball (Andy Katz) ... #51 on CBSports Top 100 & 1 returning players for '21-22 ... 1 of 30 Impact Transfers (Jon Rothstein) ... Spent 4 seasons at Miami (Fla.) ... Twice led the team & ranked among the ACC top 10 in ppg.

Year	GP	GS	Min	Avg	FG	FGA	Pct	3FG	3FGA	Pct	FT	FTA	Pct	Off	Def	Tot	Avg	PF	FO	Ast	TO	Blk	Stl	Pts	Avg
2021-22	2	0	42	21.0	6	12	.500	2	3	.667	7	10	.700	0	2	2	1.0	2	0	1	1	0	0	21	10.5
TOTAL	94	68	2651	28.2	425	1028	.413	167	479	.349	260	335	.776	27	163	190	2.0	216	1	252	209	10	100	1277	13.6

CAREER HIGHS

PTS: 28 (2x) last at Illinois (12/02/19)
REB: 6 vs Loyola-Chicago (03/15/18)
AST: 9 at Virginia Tech (03/08/19)
STL: 5 vs Temple (12/19/17)
BLK: 2 vs Florida State (01/18/20)



CHANCE MOORE

13 G • Fr. • 6-5 • 195
Brookhaven, Ga.

A four-star recruit ... Rated 84th nationally by ESPN and 93rd by 247Sports Composite ... Ranked as the #16 small forward in the nation by ESPN and #21 shooting guard by 247Sports Composite ... Was #4 overall prospect in Georgia by ESPN and #6 by 247Sports Composite.

Year	GP	GS	Min	Avg	FG	FGA	Pct	3FG	3FGA	Pct	FT	FTA	Pct	Off	Def	Tot	Avg	PF	FO	Ast	TO	Blk	Stl	Pts	Avg
2021-22	1	0	2	2.0	0	0	.000	0	0	.000	0	0	.000	0	0	0	0.0	2	0	0	0	0	0	0	0.0

CAREER HIGHS

PTS: --
REB: --
AST: --
STL: --
BLK: --



JAXSON ROBINSON

14 G • So. • 6-6 • 185
Ada, Okla. || Texas A&M

Played in 14 of Texas A&M's 18 games, making four starts (vs Auburn, at South Carolina, vs LSU and at Kansas State) ... A four-star prospect by 247Sports, ESPN and Rivals ... Ranked 62nd nationally and 16th at his position by 247Sports ... Previously a top 50 recruit of 2021 class but reclassified to the 2020 signing class

Year	GP	GS	Min	Avg	FG	FGA	Pct	3FG	3FGA	Pct	FT	FTA	Pct	Off	Def	Tot	Avg	PF	FO	Ast	TO	Blk	Stl	Pts	Avg
2021-22	1	0	11	11.0	2	7	.286	2	7	.286	0	0	.000	1	0	1	1.0	1	0	0	0	1	0	6	6.0
TOTAL	15	4	148	9.9	13	38	.342	10	35	.286	0	1	.000	5	11	16	1.1	11	0	4	5	2	3	36	2.4

CAREER HIGHS

PTS: 6 (3x) last at Ole Miss (01/23/21)
REB: 7 at LSU (12/29/20)
AST: 1 (4x) last vs LSU (01/26/21)
STL: 1 (3x) last at Ole Miss (01/23/21)
BLK: 1 vs New Orleans (11/29/20)



KAMANI JOHNSON

23 F • R-Jr. • 6-7 • 235
Brooklyn, N.Y. || L

Sat-out last season at Arkansas ... A third team 2020 All-Sun Belt in 2019 ... Led the Sun Belt and ranked 26th nationally in free throw attempts in 2019-20 and ranked 49th in the NCAA in free throws made (144) ... Career: scored 479 points, grabbed 337 rebounds and dished out 105 assists.

Year	GP	GS	Min	Avg	FG	FGA	Pct	3FG	3FGA	Pct	FT	FTA	Pct	Off	Def	Tot	Avg	PF	FO	Ast	TO	Blk	Stl	Pts	Avg
2021-22	2	0	9	4.5	1	11	.000	0	0	.000	3	5	.600	3	4	7	3.5	0	0	1	3	0	0	5	2.5
TOTAL	60	43	1388	23.1	152	288	.528	0	2	.000	180	268	.672	148	196	344	5.7	184	10	106	111	28	37	484	8.1

CAREER HIGHS

PTS: 32 at Arkansas State (02/22/20)
REB: 16 at Arkansas State (02/22/20)
AST: 6 vs Appalachian State (02/01/20)
STL: 3 vs Arkansas State (02/02/19)
BLK: 2 (5x) last vs UT Arlington (02/15/20)



CONNOR VANOVER

23 F • Jr. • 7-3 • 215
Little Rock, Ark. || California

Was 1 of 3 in the NCAA in 2020-21 to post 50 BLKS and 20 3's made ... At least seven rebounds in 9x this year and at least 3 BLKS 8x ... 5th SEC in BLKS (1.76) ... Game-high 23 pts (4-of-5 3PT FG) w/ 8 reb & 3 BLK vs MVSU ... Career-high 16 boards and 6 blocks vs N. TX ... Had 10 rebs vs UCA ... Had 17 pts in win at Auburn

Year	GP	GS	Min	Avg	FG	FGA	Pct	3FG	3FGA	Pct	FT	FTA	Pct	Off	Def	Tot	Avg	PF	FO	Ast	TO	Blk	Stl	Pts	Avg
2021-22	1	1	17	17.0	7	12	.583	1	2	.500	4	4	1.000	3	4	7	7.0	1	0	2	0	3	0	19	19.0
TOTAL	58	43	991	17.1	160	344	.465	52	152	.342	40	49	.816	51	170	221	3.8	76	2	21	39	89	20	412	7.1