

ARKANSAS RAZORBACKS

MBB SID: Mike Cawood
EMAIL: tmcawood@uark.edu
CELL: 479-236-2090

GAME 5: CINCINNATI BEARCATS VS ARKANSAS RAZORBACKS
NOV. 23, 2021 • TUESDAY • KANSAS CITY, MO. • T-MOBILE ARENA (18,972)

2021-22 SCHEDULE / RESULTS					
Date	Day	ARK RANK AP/COACH	OPPONENT Rank AP/Coach	Television	Time (CT)/ Result
Nov. 9	Tues	#16/15	MERCER	SECN+	W 74 61
Fayetteville, Ark. Bud Walton Arena • Nolan Richardson Court					
Nov. 13	Sat	#16/15	GARDNER-WEBB	SECN+	W 86 69
Fayetteville, Ark. Bud Walton Arena • Nolan Richardson Court					
Nov. 17	Wed	#16/15	NORTHERN IOWA	SECN+	W 93 80
Fayetteville, Ark. Bud Walton Arena • Nolan Richardson Court					
Nov. 22	Mon	#13/12	vs. Kansas State +	ESPNEWS	W 72 64
Kansas City, Mo. T-Mobile Center					
Nov. 23	Tues		vs. Cincinnati or Illinois +	ESPN2	8:30 pm
Kansas City, Mo. T-Mobile Center					
Nov. 28	Sun		Penn	SEC Network	3:00 pm
Fayetteville, Ark. Bud Walton Arena • Nolan Richardson Court					
Dec. 1	Wed		CENTRAL ARKANSAS	SECN+	7:00 pm
Fayetteville, Ark. Bud Walton Arena • Nolan Richardson Court					
Dec. 4	Sat		LITTLE ROCK	SEC Network	3:00 pm
Fayetteville, Ark. Bud Walton Arena • Nolan Richardson Court					
Dec. 7	Tues		CHARLOTTE	SEC Network	8:00 pm
Fayetteville, Ark. Bud Walton Arena • Nolan Richardson Court					
Dec. 11	Sat		vs. Oklahoma	ESPN2	12:30 pm
Tulsa, Okla. BOK Center					
Dec. 18	Sat		vs. HOFSTRA	--	7:00 pm
North Little Rock, Ark. Simmons Bank Arena					
Dec. 21	Tues		ELON	SEC Network	6:00 pm
Fayetteville, Ark. Bud Walton Arena • Nolan Richardson Court					
Dec. 29	Wed		at Mississippi State *	SEC Network	8:00 pm
Starkville, Miss. Humphrey Coliseum					
Jan. 4	Tues		VANDERBILT *	SEC Network	7:30 pm
Fayetteville, Ark. Bud Walton Arena • Nolan Richardson Court					
Jan. 8	Sat		at Texas A&M *	SEC Network	Noon
Bryan-College Station, Texas Reed Arena					
Jan. 12	Wed		MISSOURI *	SEC Network	8:00 pm
Fayetteville, Ark. Bud Walton Arena • Nolan Richardson Court					
Jan. 15	Sat		at LSU *	ESPN	1:00 pm
Baton Rouge, La. Pete Maravich Assembly Center					
Jan. 18	Tues		SOUTH CAROLINA *	SEC Network	6:00 pm
Fayetteville, Ark. Bud Walton Arena • Nolan Richardson Court					
Jan. 22	Sat		TEXAS A&M *	SEC Network	7:30 pm
Fayetteville, Ark. Bud Walton Arena • Nolan Richardson Court					
Jan. 26	Wed		at Ole Miss *	SEC Network	6:00 pm
Oxford, Miss. Sandy and John Black Pavilion at Ole Miss					
Jan. 29	Sat		WEST VIRGINIA %	ESPN/2	1:00 pm
Fayetteville, Ark. Bud Walton Arena • Nolan Richardson Court					
Feb. 2	Wed		at Georgia *	ESPN2/U	6:00 pm
Athens, Ga. Stegeman Coliseum					
Feb. 5	Sat		MISSISSIPPI STATE *	SEC Network	7:30 pm
Fayetteville, Ark. Bud Walton Arena • Nolan Richardson Court					
Feb. 8	Tues		AUBURN *	ESPN/2	6:00 pm
Fayetteville, Ark. Bud Walton Arena • Nolan Richardson Court					
Feb. 12	Sat		at Alabama *	ESPN/2	11:00 am
Tuscaloosa, Ala. Coleman Coliseum					
Feb. 15	Tues		at Missouri *	SEC Network	8:00 pm
Columbia, Mo. Mizzou Arena					
Feb. 19	Sat		TENNESSEE *	ESPN/2	TBA
Fayetteville, Ark. Bud Walton Arena • Nolan Richardson Court					
Feb. 22	Tues		at Florida *	ESPN/2	6:00 pm
Gainesville, Fla. Exactech Arena at Stephen C. O'Connell Center					
Feb. 26	Sat		KENTUCKY *	CBS	1:00 pm
Fayetteville, Ark. Bud Walton Arena • Nolan Richardson Court					
Mar. 2	Wed		LSU *	ESPN2/U	8:00 pm
Fayetteville, Ark. Bud Walton Arena • Nolan Richardson Court					
Mar. 5	Sat		at Tennessee *	ESPN/2	TBA
Knoxville, Tenn. Thompson-Boling Arena					
Mar. 9-13	Wed-Sun		SEC Tournament ^		
Tampa, Fla. Amalie Arena					
Mar. 17-20	Thurs-Sun		NCAA 1st and 2nd Rounds \$		
Portland • Buffalo • Indianapolis • Fort Worth • Milwaukee • Greenville (S.C.) • Pittsburgh • San Diego					
Mar. 24-27	Thurs-Sun		NCAA Regional Rounds \$		
San Francisco • San Antonio • Philadelphia • Chicago					
Apr. 2-4	Sat-Mon		NCAA Final Four \$		
New Orleans, La. (Mercedes-Benz Superdome)					

* - Southeastern Conference game
% - SEC/Big 12 Challenge
\$ = NCAA Championship
+ - Hall of Fame Classic
^ - SEC Tournament

#13/12 ARKANSAS RAZORBACKS
Eric Musselman (San Diego '87)
at UA: 49-19 (3rd)
Collegiate: 159-53 (6th)

CINCINNATI BEARCATS
Wes Miller (North Carolina '07)
at Cincy: 5-0 (1st)
Career: 190-135 (11th)

- GAME COVERAGE -

TELEVISION: ESPNEWS
Mark Neely (PxP) || Mark Adams (Analyst)

RADIO: LEARFIELD RAZORBACK SPORTS NETWORK
Chuck Barrett (PxP) || Matt Zimmerman (Analyst)

SATELLITE RADIO:
Sirius: 134 || XM: 201 || Online Channel: 964

ONLINE:
LIVE STATS: www.StatBroadcast.com
STREAMING VIDEO: <http://www.espn.com/watch/player?id=3844552>

Versus Cincinnati

Arkansas and Cincinnati have met on four previous occasions with the Bearcats owning a 3-1 advantage. The teams' first meeting was in the state of Kansas (Lawrence) in the 1958 NCAA Midwest Regional consolation game. Cincinnati won 97-62 thanks to a 56-point performance from Hall of Famer Oscar Robertson (21-36 FG and 14-16 FT with 7 rebounds).

Razorbacks in Kansas City

- Arkansas is 7-6 all-time when playing in Kansas City.
- ^ 1-1 in the 1941 Final Four
- ^ 1-1 in the 1945 Final Four
- ^ 1-2 in the 1946 Big Six Tournament (including a 56-41 loss to K-State)
- ^ 1-1 in the 1948 NCAA Western Regional Sweet 16
- ^ 0-1, lost 47-46 in OT in 1980 vs K-State
- ^ 2-0 in the 1995 NCAA Midwest Regional to advance to the Final Four
- ^ 1-0 in the 2021 Hall of Fame Classic

Arkansas Has "Spurtability"

- Arkansas head coach Eric Musselman says his team has spurtability.
- Versus **Mercer**, Arkansas was down one (54-53) with 9:41 to play before going on an **18-3 over an eight-minute span** to claim a 74-61 victory. The Razorbacks forced seven turnovers during the span and held Mercer to 1-of-7 shooting.
- The **Gardner-Webb** game was tied, 15-15, with seven minutes to play in the first half. GWU went on a 6-0 run before the Hogs answered with a **14-0 run**. Ultimately, Arkansas would **out-score the Runnin' Bulldogs 29-5 over a 6:41 span**, putting the Razorbacks up 18 (44-26) at the 19:44 mark of the second half.
- Against **Northern Iowa**, Arkansas was down three (75-72) with 4:25 left to play. Chris Lykes has a 3-pointer to tie the game and ignited a **21-5 run over the final 4:10** to give Arkansas the 13-point win. Specifically, Arkansas was down one (79-78 with 3:13 left) before going on a **13-0 run** for a 90-78 cushion with 50 seconds left.
- Versus **Kansas State**, Arkansas, for the first time this year, did not have a double-digit run with its best being an 8-0 spurt in the first half. However, Arkansas, up six (12-6) used a **16-5 run** to open up a 17-point lead (28-11).

Notae A Triple Threat

- JD Notae did manage 11 points versus Kansas State, but he did struggle shooting the ball, going 4-of-17 overall (2-of-10 from 3-point range). However, he did not let that affect other parts of his game as he led the team with five assists and three steals.
- Versus Northern Iowa, JD Notae just missed his second career triple-double with 17 points, 9 assists and 8 rebounds. Oh, by the way, he only committed one turnover in 38:52 minutes played.
- ^ Notae is the first Razorback to get at least 17 points, 8 rebounds and 9

VS CINCINNATI:

OVERALL ARK Trails 1-3
Home: ARK Trails 0-1
Away: ARK Trails 0-1
Neutral: Tied 1-1

SERIES HISTORY:

03/15/58 -/3 L 97-62 N (Lawrence, Kan.)
12/29/94 3/20 W 84-75 N (Honolulu)
12/09/95 -/17 L 82-67 H
01/18/97 -/14 L 92-57 A

NCAA STAT COMPARISON

81.2 61st	Scoring Off.	74.5 151st
68.5 172nd	Scoring Def.	57.0 19th
+12.8 85th	Scoring Margin	+17.5 52nd
.456 122nd	FG%	.434 201st
.417 181st	FG% Def.	.348 22nd
.340 168th	3PT%	.304 247th
8.0 137th	3PT Made/Gm	7.0 201st
.380 308th	3PT% Def.	.278 62nd
.739 87th	FT%	.707 152nd
+6.0 92nd	Reb. Margin	+7.8 60th
16.5 52nd	Assists/Gm	1.2 137
1.61 25th	A/TO Ratio	1.46 43rd
+4.8 45th	TO Margin	+3.8 71st
4.0 108th	Blocks/Gm	5.2 44th
8.0 103rd	Steals/Gm	6.8 193rd
14.2 46th	Fouls/Gm	16.2 141st

DID YOU KNOW...

The 2021-22 season marks the 30th anniversary of Arkansas joining the SEC?

In Arkansas' first year in the SEC, the Razorbacks...

- were the **overall, SEC regular-season champions**, posting a 13-3 league record.
- finished with an **overall record of 26-8**, tying for the 4th-most wins in a season at the time.
- advanced to the NCAA 2nd Rd.
- ranked **#8 in the final UPI/Coaches poll**, #9 in the AP poll and #10 in the USA Today poll.
- had All-Americans and consensus first team All-SEC picks Todd Day and Lee Mayberry as well as third team All-SEC selection Oliver Miller.
- led the NCAA with 674 assists.

THE RAZORBACKS

No.	Name	Pos.	Yr.	Ht.	Wt.	Hometown	High School / Previous School	Span	Reach	Vertical	Vertical	
0	Stanley Umude	Uh-Moo-day	G	Gr.Sr.	6-6	210	San Antonio, Texas	Warren HS / South Dakota	6' 10"	8' 6"	35"	42"
1	JD Notae	No-Tay	G	* Sr.	6-2	190	Covington, Ga.	Newton HS / Jacksonville	6' 6.5"	8' 0"	33"	42"
2	Khalen "KK" Robinson	Kay-lin	G	* So.	6-0	180	Little Rock, Ark.	Oak Hill (Va.) Academy	6' 7"	8' 0"	31"	37"
3	Trey Wade		F	Gr.Sr.	6-6	225	Marietta, Ga.	South Cobb HS / Wichita State	6' 11"	8' 7"	31.5"	38"
4	Davonte "Devo" Davis		G	* So.	6-4	185	Jacksonville, Ark.	Jacksonville HS	6' 7"	8' 3"	30	35"
5	Au'Diese Toney	Awe-Deece	G	* Sr.	6-6	205	Huntsville, Ala.	Trinity Christian (N.C.) Academy / Pittsburgh	6' 8"	8' 5"	34.5"	40.5"
10	Jaylin Williams		F	* So.	6-10	240	Fort Smith, Ark.	Fort Smith Northside HS	7' 1.5"	9' 0"	26"	35"
11	Chris Lykes	"Likes"	G	Gr.Sr.	5-7	160	Mitchellville, Md.	Gonzaga College (D.C.) HS / Miami	5' 11"	7' 1"	34"	45"
13	Chance Moore		G	Fr.	6-5	190	Brookhaven, Ga.	McEachern HS	6' 9"	8' 8.5"	29"	37"
14	Jaxson Robinson		G	* So.	6-6	190	Ada, Okla.	Ada HS / Texas A&M	7' 0"	8' 7"	30"	33.5"
20	Kamani Johnson	Kuh-ma-Nee	F	R-Jr.	6-7	230	Brooklyn, N.Y.	Holy Spirit (Ga.) Prep School / Little Rock	6' 10"	8' 9"	29"	35"
21	Cade Arbogast	(ineligible / transfer)	G	So.	6-3	170	Concord, Calif.	De La Salle HS / Lane (Ore.) CC	6' 3"	8' 0"	26"	31"
23	Connor Vanover		F	* Jr.	7-3	225	Little Rock, Ark.	Findlay (Nev.) Prep / California	7' 5.5"	9' 10"	21"	24.5"
45	Lawson Blake		F	Fr.	6-10	225	Fayetteville, Ark.	Fayetteville HS / Link Year Prep (Mo.)	6' 6"	8' 7"	31.5"	38"

*** - WILL BE GRANTED AN EXTRA YEAR OF ELIGIBILITY DUE TO COVID 19 in 2019-20 and 2020-21**

Head Coach: Eric Musselman (San Diego, 1987)

Assistant Coach: Clay Moser (Wisconsin-La Crosse, 1987)

Assistant Coach: Gus Argenal (UC Davis, 2004) • pronounced *Are-GIN-nall*

Assistant Coach: Keith Smart (Indiana, 1995)

Director of Operations: Anthony Ruta (Arizona State, 2012) • pronounced *ROO-tah*

Director of Recruiting/Asst. Dir. of Operations: Michael Musselman (San Diego, 2018)

Head Athletic Trainer: Matt Townsend (Idaho, 2017)

Graduate Assistants: Caleb Cline (South Dakota, 2020) • Raheem Martin (Greensboro College, 2016) • Jake Alburtus (Western Michigan, 2020) • Markus Black (Florida A&M, 2010) • Sam Little (Texas, 2020) • Ty McHone (Charlotte, 2019) • Trey Smith (Findlay, 2020) • Camden Taylor (North Carolina A&T, 2019)

Director of Scouting and Analytics: Hays Myers (LSU, 2016)

Director of Player Development: Mike Ekanem (Texas Lutheran, 2005) • pronounced *EE-con-EM*

Director of Internal Operations: Riley Hall (Arkansas, 2016)

Recruiting Coordinator: Ronnie Brewer Jr. (Arkansas, 2015)

Asst. Director for Basketball Operations: Jon Blake (Arkansas, 2015)

Head Strength Coach: Dave Richardson (Louisiana-Monroe, 1989)



0 • Stanley UMUDE
South Dakota '21 • General Studies
2nd Undergrad: Arts & Sciences



1 • JD NOTAE
Recreation and Sport Management



2 • Khalin "KK" ROBINSON
Recreation and Sport Management



3 • Trey WADE
Wichita State '21 • General Studies
Master's in Adult & Lifelong Learning



4 • Davonte "Devo" DAVIS
Recreation and Sport Management



5 • Au'Diese TONEY
Communications



10 • Jaylin WILLIAMS
Recreation and Sport Management



11 • Chris LYKES
Miami '21 • Sport Admin/Marketing
2nd Undergrad: Arts & Sciences



13 • Chance MOORE
Recreation and Sport Management



14 • Jaxson ROBINSON
Arts and Sciences



20 • Kamani JOHNSON
Communications



21 • Cade ARBOGAST
Communications



23 • Connor VANOVER
Communications



45 • Lawson BLAKE
Exercise Science



Eric MUSSELMAN
Head Coach



Clay MOSER
Assistant Coach



Gus ARGENAL
Assistant Coach



Keith SMART
Assistant Coach



Anthony RUTA
Director of Basketball Operations



Hays MYERS
Director of Scouting & Analytics



Michael MUSSELMAN
Dir. of Recruiting/Asst. Dir. Ops



Riley HALL
Director of Internal Operations



Mike EKANEM
Dir. of Player Development



Ronnie BREWER Jr.
Recruiting Coordinator



Jon BLAKE
Ast. Dir. of Administration

ABOUT ARKANSAS

Location.....Fayetteville, Ark.
Enrollment.....27,559
Founded.....1871
Colors.....Cardinal (PMS 201) and White
Nickname.....Razorbacks
Conference.....Southeastern (SEC)
System President.....Dr. Donald R. Bobbitt (Arkansas, 1980)
Interim Chancellor ...Dr. Charles F. Robinson (Houston, 1987)
Vice Chancellor / AD.....Hunter Yurachek (Guilford, 1990)
Faculty Representative.....Gerald Jordan (Arkansas, 1970)
Deputy AD/MBB Admin....Clayton Hamilton (Arkansas, 1994)
Arena (Capacity).....Bud Walton Arena (19,200)

HISTORY

First Year of Basketball.....1923-24
Seasons.....99th
Head Coaches.....13
Overall Conference Championships.....24 (2 SEC, 22 SWC)
NCAA Tournament Record / App.....45-33 (.577) / 34
NIT Record / App.....6-5 / 4
SEC Tournament Record29-28

- assists in a game since Courtney Fortson's triple-double (20-10-11) against North Carolina Central on 12/10/2008. (HogStats)
- Notae, known as a scorer, had to take over at point guard versus UNI early in the second half after Davonte Davis exited with a flagrant 2 foul. **Seven of Notae's nine assists came in the second half as did six of his eight rebounds.**
- Notae gets it done defensively. **Coach Musselman says he is our best off-ball defender and joins Davonte Davis as our best on-ball defenders.**

Noting Notae

- Notae is the only Razorback to score in double-digits all four games.
- Notae scored 30 in the season opener.
 - ^ His third career 30+ point game and his best effort as a Razorback.
 - ^ The sixth Razorback to score at least 30 in a season opener.
 - ^ Marked the 134th time in Arkansas history a player has scored at least 30 points and Notae was the 50th Razorback to accomplish the feat.
- **Notae ranks 3rd in the SEC in scoring (19.0 ppg).**
- **NOTAE LEADS THE SEC AND RANKS 2ND NATIONALLY IN STEALS** (3.50), He had seven steals versus Mercer, which ranks 8th on the Arkansas single-game list.
- Notae ranks 2nd in the SEC in assist-to-turnover ratio (3.00). **IN FACT, Notae only has 8 turnovers for the season while averaging 35:50 MINUTES PLAYED PER GAME ... WHICH RANKS 1ST IN THE SEC.**

Williams is Willing Passer ... And Good on the Boards

- Jaylin Williams has been Arkansas' top passer through three games, posting career-highs in each of the first three games with five assists versus Mercer, five assists versus Garner-Webb and seven assists versus Northern Iowa.
- **PRIOR TO K-STATE, WILLIAMS WAS THE ONLY PLAYER 6-10 OR TALLER IN THE NCAA TO AVERAGE AT LEAST 5.0 ASSISTS PER GAME.**
 - ^ **Williams now ranks 7th in the SEC in assists per game (4.5)** after getting just 1 vs K-State.
- * Williams was a good passer last year, especially late in the year, but his comparison tells is all.

	2020-21	21 assists	24 turnovers	26 games
	2021-22	18 assists	6 turnovers	4 games
- Jaylin Williams has had at least six rebounds in all four games and tallied eight in three.

Taking Care of the Ball

- Arkansas had 15 turnovers (with just 13 assists) in the season opener but has only turned the ball over 14 times over the last two games (with 44 assists).
- The Razorbacks are **2nd in the SEC (34th NCAA) in fewest turnover per game (10.2)** and rank **1st in the SEC (25th NCAA) in assist-to-turnover ratio (1.61).**
- IN his first six years as a collegiate head coach, Eric Musselman's teams have ranked either 1st or 2nd in their league four times in both in assist-to-turnover ratio and in fewest turnovers.
- Below are Musselman's teams' ranking in the NCAA (first) and in their respective leagues (second) in the categories:

	2015-16	2016-17	2017-18	2018-19	2019-20	2020-21	2021-22
Assist-Turnover Ratio	232 / 9	13 / 1	2 / 1	15 / 1	140 / 4	103 / 2	25 / 1
Fewest TO/Gm	208 / 7	26 / 2	4 / 1	13 / 1	47 / 1	151 / 3	34 / 2

Lykes Was Big ... Again

- Chris Lykes is on the Jersey Mike's Naismith Trophy Watch List and, right now, perhaps the leader for the nation's Sixth Man of the Year.
- He has led the team in scoring in back-to-back games. He shared the lead with Connor Vanover each scoring 14 versus Kansas State. Previously, he had a 26-point performance versus Northern Iowa, which was two points off his career high and his 17th career 20-point game.
- **Chris Lykes' 26 points was just the 11th time since Arkansas joined the SEC (1991-92) that a Razorback scored 26+ points off the bench. Other players were JD Notae, Daryl Macon, BJ Young (2x), Jason Henry, Pat Beverley, Jannero Pargo (2x), Al Dillard and Corliss Williamson. (HogStats)**
- Versus K-State, Lykes was 10-of-10 from the free throw line inside the final 1:46 to seal the win. **He now leads the SEC in free throws made (23).**

Vanover Was Big Too

- Connor Vanover helped Arkansas take an 18-point, halftime lead versus Kansas State as he scored 10 of his game-high (with Lykes) 14 points in the first period.
- Vanover, like Lykes, did most of his damage at the free throw line going 8-of-8 in the first half and finishing with a career-high 8-of-9 at the stripe.
- Vanover is 32-of-34 at the free throw line for his Razorback career.

Muss Has Most Wins Among SEC Since Arrival

- Since Eric Musselman's arrival, Arkansas leads the SEC in overall wins (48) and overall home wins (33).

^ Win totals are thru Monday - Nov. 22

OVERALL	SEC ONLY	HOME ALL	HOME SEC
ARK 49	BAMA 24	ARK 33	LSU 15
BAMA 46	UK 23	LSU 31	BAMA 14
LSU 45	LSU 22	MS ST 27	ARK 13
MS ST 42	ARK 20	AUB 26	FLA 12
AUB 41	FLA 20	UGA 26	UK 12
TENN 38	3 with 19	TENN 26	AUB 12
		BAMA 26	

3-Ball Streak Continues

- On Feb. 9, 2019, Mason Jones made a 3-pointer at 18:43 of the first half at South Carolina to mark the 1,000th-straight game Arkansas made at least one triple.
- Arkansas ranks third on the NCAA active list of teams that have made at least one 3-pointer.

	1. UNLV	1,134 consecutive games (thru 11/21)
	2. Duke	1,120 consecutive games (thru 11/22)
	3. ARKANSAS	1,079 CONSECUTIVE GAMES

PRESEASON PRAISE

Davonte Davis

- Preseason 2nd Tm All-SEC (Media)
- Preseason 2nd Tm All-SEC (Coaches)
- 1 of 20 Break-Out Players (Jon Rothstein - College Hoops Today)

CHRIS LYKES

- 2022 Jersey Mike's Naismith Trophy Watch List
- #20 ranked returning player in college basketball (Andy Katz - March Madness)
- #51 on CBSSports.com Top 100 and 1 Best College Basketball Players entering 2021-22
- 1 of 30 Impact Transfers (Jon Rothstein - College Hoops Today)

JD Notae

- Preseason 1st Tm All-SEC (Coaches)

Jaylin Williams

- 1 of 20 Under-The Radar Break-Out Player (Jon Rothstein - College Hoops Today)
- 1 of 20 Glue Guys (Jon Rothstein - College Hoops Today)

Razorback Transfers Bring Lots of Scoring

Arkansas has five transfers that are immediately eligible this year, one that had to sit-out last season and two that played last year, but had to sit out the 2019-20 season. Here is the breakdown

• 5 immediately eligible transfers 4,125 pts

- ^ Stanley Umude 1,520 at South Dakota
- ^ Chris Lykes 1,256 at Miami
- ^ Au'Diese Toney 763 at Pitt
- ^ Trey Wade 556 at UTEP/Wichita St.
- ^ Jaxson Robinson 30 at Texas A&M

• 1 sit-out transfer 479 pts

- ^ Kamani Johnson 479 at Little Rock

• 2 previous sit-outs 1,138 pts

- ^ JD Notae 929 at Jacksonville
- ^ Connor Vanover 209 at Cal

Transfers Eligible for 2021-22 (D-I pts only)

School	No.	Points
Arkansas	6	4,604
Florida	4	3,882
SMU	4	3,733
Penn State	4	3,577
Kentucky	4	3,538
Georgia	5	3,354

Total Transfers on Roster (pts at previous D-I only)

School	No.	Points
Arkansas	8	5,742
Florida	6	4,615
Kentucky	5	4,175
Penn State	5	4,728

SIGNING CLASS OF 2022


• HIGHEST RATED RECRUITING CLASS IN SCHOOL HISTORY (#2 247SPORTS COMPOSITE - #2 ESPN - #3 247SPORTS - #5 RIVALS)

- First time to sign two, 5-stars (Nick Smith Jr., and Jordan Walsh) in the same class
- In fact, Arkansas now has only signed six, 5-stars since 2004. Smith and Walsh are the only two Razorback signees to rank among the ESPN top 10 (dating back to 2007).
- **Nick Smith Jr., and Jordan Walsh are on the 2022 Jersey Mike's Naismith High School Trophy Watch List**
- **Arkansas had never had a class with at least four players among the ESPN top 100 until Eric Musselman's arrival and his staff has done so twice (class of 2020 and class of 2022)**
- Since 2004, only four recruiting classes have ranked among the top 10 and Musselman's staff owns two of those - class of 2020 was #5 ESPN / #9 247Sports and class of 2022 ranks #2 in both ESPN and 247Sports.




Barry Dunning Jr.
6-6, 195, G
Mobile, Ala.
McGill Toolen Catholic HS

- 4-Star - 76th overall by ESPN / #20 small forward in the nation
- 4-Star - 91st overall by 247Sports Composite / #25 small forward in the nation
- 3-star - 125th overall by 247Sports / #32 small forward in the nation
- 3-Star - 131st overall by Rivals / #36 small forward in the nation
- **Rated #1 player in the state of Alabama by ESPN, 247Composite, 247Sports**
- **2021 Gatorade Alabama Player of the Year**
- 2021 first team Class 6A All-State selection by the Alabama Sports Writers Association
- 1 of 5 statewide players selected to the ASWA Super All-State Team
- Averaged 21.5 points and 11.3 rebounds per game as a junior for the Yellow Jackets ... Also recorded 3.1 assists, 2.1 steals and 1.8 blocks per game




Derrian Ford
6-3, 200, G
Magnolia, Ark.
Magnolia HS

- 4-Star - 55th overall by 247Composite / #10 combo guard in the nation
- 4-Star - 58th overall by Rivals / #11 shooting guard in the nation
- 4-Star - 59th overall by 247Sports / #11 combo guard in the nation
- 4-Star - 68th overall by ESPN / #13 shooting guard in the nation
- **2021 Gatorade Arkansas Player of the Year**
- Rated #3 player in the state of Arkansas by ESPN and 247Sports
- **2021 Class 4A Player of the Year by the Arkansas Basketball Coaches Association**
- 2021 Arkansas Democrat-Gazette first team All-Arkansas Preps (all divisions)
- Led the Panthers to a 23-1 record and the Class 4A semifinals in 2021
- Averaged 23.2 points, 7.1 rebounds and 3.0 assists as a junior
- Class 4A State Tournament MVP as a freshman and sophomore, leading his team to back-to-back championships (2019 and 2020) ... Had 54-game win streak snapped in the 2021 4A state semifinals, falling to Morrilton
- As a sophomore, tabbed first team Arkansas All-State team by MaxPreps
- Has a 4.0 GPA




Joseph Pinion
6-6, 185, F
Morrilton, Ark.
Morrilton HS

- 4-Star - 93rd overall by ESPN / #16 shooting guard in the nation
- 4-star - 98th overall by 247Sports Composite / #27 small forward in the nation
- 3-Star - 125th overall by Rivals / #34 small forward in the nation
- 3-Star - 135th overall by 247Sports / #34 small forward in the nation
- **2021 Arkansas Democrat-Gazette first team All-Arkansas Preps (all divisions)**
- Led Morrilton to the 2021 Class 4A title game as a junior
- Averaged 17.2 points, 6.4 rebounds, 3 assists, 2 steals and 1 block per game as a junior ... Shot 58% from two-point range, 40 percent from three and 74 percent at the free throw line
- As a sophomore, averaged 18 points, 7.9 rebounds, 1.3 assists, 1.6 steals and 1.4 steals ... As a freshman, averaged 12.3 points, 4.4 rebounds, 2 assists, 1 steal and 1 block



Nick Smith Jr.
6-5, 185, G
North Little Rock, Ark.
North Little Rock HS

- **5-Star - 6th overall by ESPN / #4 shooting guard in the nation**
- **5-star - 8th overall by 247Sports / #3 combo guard in the nation**
- **5-Star - 9th overall by 247Composite / #3 combo guard in the nation**
- **5-Star - 16th overall by Rivals / #2 point guard in the nation**
- **At #6 by ESPN, is the third-highest rated player to ever sign with Arkansas trailing Corliss Williamson (ranked either #1 or #2 by all the recruiting services) and Al Jefferson (ranked #3 by 247Sports and #4 by Rivals in 2004).**
- **On the 2021-22 Jersey Mike's Naismith National High School Player of the Year Watch List**
- Consensus #1 player from Arkansas by the recruiting websites
- **20221 MaxPreps Arkansas High School Basketball Player of the Year**
- 2021 Arkansas Democrat-Gazette All-Arkansas Preps (all divisions) Player of the Year ... Averaged 25 points, 5 rebounds and 4 assists
- 2020 Arkansas Democrat-Gazette All-Arkansas Preps Underclassman of the Year ... Averaged 21.3 points, 3 rebounds and 3 steals
- Played at Sylvan Hills as a junior and sophomore
- In the summer of 2021, led Brad Beal Elite AAU team to a 6-2 record and the finals of Peach Jam while averaging 18.6 points, 3 rebounds and 3 assists per game ... Scored 31 points (10-of-18 shooting) in the championship game and became the first player since NBA star Michael Porter Jr. to score more than 30 in the finals.



Jordan Walsh
6-7, 200, F
Desoto, Texas
Link Year (Mo.) Prep

- **5-Star - 7th overall by ESPN / #2 small forward in the nation**
- **5-Star - 27th overall by 247Composite / #7 small forward in the nation**
- 4-Star - 31st overall by Rivals / #11 small forward in the nation
- 4-star - 38th overall by 247Sports / #10 small forward in the nation
- **Rated #1 player from Texas by ESPN and #2 in the state by 247Sports**
- **On the 2021-22 Jersey Mike's Naismith National High School Player of the Year Watch List**
- 2021 4A All-State as named by the Texas Association of Basketball Coaches
- In the summer of 2021, played for Drive Nation program on the Nike EYBL circuit and averaged 12.3 points, 7.4 points and 3.3 assists while shooting better than 50% inside the arc ... Tallied three double-doubles, including a 17-point, 10-rebound, 4-assist effort
- As a junior at Oak Cliff's Faith and Family Academy, averaged 18 points, 11 rebounds, five assists, 2.4 steals and 2.3 blocks per game for a squad that finished 25-6 and advanced to the Class 4A state semifinals
- Also led the Eagles to the state semifinals as a sophomore before the remainder of the state tournament was canceled due to COVID-19
- As a freshman, led Faith and Family to a 36-6 record and its first Class 4A state title ... In fact, his dunk just before the final buzzer provided the 53-51 victory against Liberty Hill



2021-22 SEC STANDINGS

Through Nov. 22, 2021



	SEC	PCT.	HOME	AWAY	OVERALL	PCT.	HOME	ROAD	NEUTRAL	STRK
Alabama	-	-	-	-	4-0	1.000	4-0	0-0	0-0	W4
Arkansas	-	-	-	-	4-0 1.000		3-0	0-0	1-0	W4
Auburn	-	-	-	-	3-0	1.000	2-0	1-0	0-0	W3
Florida	-	-	-	-	4-0	1.000	3-0	0-0	1-0	W4
LSU	-	-	-	-	5-0	1.000	5-0	0-0	0-0	W5
Mississippi State	-	-	-	-	4-0	1.000	4-0	0-0	0-0	W4
Kentucky	-	-	-	-	4-1	.800	4-0	0-0	0-1	W4
Texas A&M	-	-	-	-	4-1	.800	4-0	0-0	0-1	L1
South Carolina	-	-	-	-	3-1	.750	2-0	0-0	1-1	W2
Tennessee	-	-	-	-	3-1	.750	2-0	0-0	1-1	W1
Vanderbilt	-	-	-	-	3-1	.750	3-1	0-0	0-0	W1
Ole Miss	-	-	-	-	3-2	.600	2-0	0-0	1-2	L1
Missouri	-	-	-	-	3-2	.667	2-1	0-0	1-1	L1
Georgia	-	-	-	-	2-3	.400	2-1	0-1	0-1	L2

AP (Nov 22)		
1	Gonzaga (55)	4-0 1,515
2	UCLA (5)	4-0 1,443
3	Purdue (1)	5-0 1,391
4	Kansas	3-0 1,354
5	Duke	5-0 1,225
6	Baylor	4-0 1,154
7	Villanova	3-2 1,090
8	Texas	3-1 1,083
9	Memphis	4-0 1,002
10	KENTUCKY	3-1 880
	ALABAMA	4-0 880
12	Houston	3-0 861
13	ARKANSAS	3-0 754
14	ILLINOIS	2-1 624
15	TENNESSEE	3-1 558
16	St. Bonaventure	5-0 517
17	Arizona	5-0 474
18	BYU	4-0 449
19	AUBURN	3-0 374
20	Michigan	3-2 36
21	Seton Hall	3-0 363
22	UConn	4-0 342
23	FLORIDA	3-0 294
24	Southern California	3-0 138
25	Xavier	4-0 102

COACHES (Nov 22)		
1	Gonzaga	4-0 797
2	UCLA	4-0 751
3	Kansas	3-0 725
4	Purdue	5-0 691
5	Baylor	4-0 635
6	Duke	5-0 624
7	Villanova	3-2 546
8	Texas	3-1 479
9	ALABAMA	4-0 472
10	Memphis	4-0 441
11	Houston	3-0 431
12	ARKANSAS	3-0 357
13	Michigan	3-2 356
14	KENTUCKY	3-1 356
15	ILLINOIS	2-1 321
16	St. Bonaventure	5-0 261
17	TENNESSEE	3-1 226
18	Brigham Young	4-0 205
19	Arizona	5-0 204
20	Seton Hall	3-0 187
21	Connecticut	4-0 183
22	AUBURN	3-0 174
23	Oregon	2-1 168
24	FLORIDA	3-0 162
25	Southern California	3-0 92

RECEIVING VOTES: Oregon 96, Virginia Tech 91, Ohio State 89, North Carolina 75, Indiana 45, Michigan State 44, Marquette 41, Colorado State 30, Maryland 28, Texas Tech 26, **LSU 6**, Iowa 6, **MISS STATE 4**, Florida State 4, Drake 2, George Mason 1, San Francisco 1, Ohio 1, Loyola Chicago 1

RECEIVING VOTES: Ohio St. 83; Virginia Tech 68; Texas Tech 68; Michigan St 50; North Carolina 45; Xavier 38; Indiana 37; Maryland 33; Florida State 33; Iowa 27; Marquette 13; Loyola-Chicago 12; **LSU 12**; Colorado St. 11; Utah St. 10; **WEST VIRGINIA 7**; Notre Dame 3; Drake 3; San Francisco 2; Central Florida 1.

2021-22 SEC PRESEASON MEDIA POLL

1.	Kentucky
2.	Alabama
3.	ARKANSAS
4.	Tennessee
5.	Auburn
6.	LSU
7.	Florida
8.	Mississippi State
9.	Ole Miss
10.	Missouri
11.	South Carolina
12.	Texas A&M
13.	Vanderbilt
14.	Georgia

HOGS RANKING BY WEEK

WEEK	AP	COACH	NET
Preseason	16	15	NA
Nov. 15	16	No Poll	NA
Nov. 22	13	12	NA
Nov. 29			
Dec. 6			
Dec. 13			
Dec. 20			
Dec. 27			
Jan. 3			
Jan. 10			
Jan. 17			
Jan. 24			
Jan. 31			
Feb. 7			
Feb. 14			
Feb. 21			
Feb. 28			
Mar. 7			
Mar. 14			
Apr. 5			

ARKANSAS IN THE POLLS

Ranking in AP Poll unless "*" indicating only ranked in the Coaches Poll

As	Overall	H	A	N	Last Meeting	Last Win
As #1	16-4	8-0	6-2	2-2	W, 97-79 vs #14 Georgetown @MEM (11/27/94)	Same
As #2	38-4	17-1	7-0	14-3	W, 76-72 vs #12 Duke @NCAA (4/4/94)	Same
As #3	29-5	13-0	10-5	6-0	W, 97-79 vs Tennessee (1/7/95)	Same
As #4	13-2	8-0	3-2	2-0	W, 94-71 at Missouri (12/3/94)	Same
As #5	13-8	1-1	2-4	10-3	L (OT), 93-95 vs #3 Kentucky @SEC (3/12/95)	69-58 vs #20 Alabama @SEC (3/11/95)
As #6	18-3	6-0	5-0	7-3	L, 78-89 vs #1 UCLA @NCAA (4/3/95)	75-68 vs #4 N. Carolina @NCAA (4/1/95)
As #7	18-1	4-0	7-0	7-1	W, 68-66 vs Auburn (3/4/95)	Same
As #8	9-10	6-1	1-5	2-4	L, 71-78 vs LSU @SEC (3/13/21)	70-64 vs Missouri @SEC (3/12/21)
As #9	22-5	5-1	6-1	11-3	W, 94-92 vs #5 Kentucky (1/29/95)	Same
As #10	14-4	6-1	2-1	6-2	L, 72-81 vs #3 Baylor @NCAA (3/29/21)	72-70 vs Oral Roberts @NCAA (3/27/21)
As #11	20-6	10-2	6-4	4-0	W, 89-73 vs South Carolina (2/15/92)	Same
As #12	21-8	10-0	8-5	2-3	W, 87-80 vs Texas A&M (3/6/21)	Same
As #13	15-5	10-1	3-4	2-0	W, 73-64 vs Kansas State (11/22/21)	Same
As #14	28-4	12-0	8-1	8-3	W, 93-83 vs Vanderbilt (2/7/98)	Same
As #15	15-3	4-1	9-1	2-1	L, 54-63 vs Southern Miss (11/18/00)	90-68 vs Tennessee State (11/17/00)
As #16	17-6	12-1	3-4	2-1	W, 93-80 vs UNI (11/17/21)	Same
As #17	15-8	5-0	5-2	****5-6	L, 72-82 vs #21 Iowa @NCAA (3/13/99)	94-80 vs Siena @NCAA (3/11/99)
As #18	18-9	*9-4	7-4	2-1	L, 78-81 vs LSU (3/7/15)	78-74 at South Carolina (3/5/15)
As #19	16-7	8-2	3-3	5-2	L, 82-96 vs Ole Miss (1/17/15)	67-45 vs Wofford (11/9/07)
As #20	24-4	**11-0	1-0****12-4	W, 83-75 vs LSU (2/27/21)	Same	
As #21	6-4	3-0	0-1	3-3	L, 78-87 vs #15 N. Carolina @NCAA (3/21/15)	56-53 vs Wofford @NCAA (3/19/15)
As #22	8-5	4-1	2-3	2-1	L, 77-78 at Auburn (1/6/18)	84-79 (OT) vs Miss State @SEC (3/6/99)
As #23	5-1	4-0	1-1	0-0	W, 82-70 vs Vanderbilt (1/10/15)	Same
As #24	7-0	4-0	3-0	0-0	W, 75-64 vs Florida (2/16/21)	Same
As #25	5-2	5-0	0-1	0-1	W, 94-77 vs Iowa (11/30/14)	Same
TOT.	407-120	185-17	108-56	114-47		

ARKANSAS VERSUS THE POLLS

Ranking in AP Poll unless * indicating only ranked in the Coaches Poll

Vs	Overall	H	A	N	Last Meeting	Last Win
Vs #1	1-11	0-2	0-2	1-7	L, 63-78 vs Kentucky (3/15/15)	65-64 vs North Carolina @PB (2/12/84)
Vs #2	6-8	5-2	0-5	1-1	W, 80-69 vs Florida (2/5/13)	Same
Vs #3	0-15	0-1	0-3	0-11	L, 72-81 vs Baylor @NCAA (3/29/21)	--
Vs #4	5-12	2-2	1-7	2-3	L, 66-70 at Kentucky (2/26/19)	96-88 vs Oklahoma (12/30/08)
Vs #5	4-4	4-1	0-1	0-2	W, 74-71 vs Texas A&M (1/27/16)	Same
Vs #6	6-11	3-3	0-5	3-3	W, 81-66 vs Alabama (2/25/21)	Same
Vs #7	1-5	1-0	0-1	0-4	W, 67-64 vs Texas (1/6/09)	Same
Vs #8	3-4	2-0	1-3	0-1	L, 65-82 vs Kentucky @SEC (3/12/17)	88-61 vs Alabama (1/6/07)
Vs #9	2-5	0-0	1-4	1-1	L, 74-79 at Tennessee (2/6/21)	91-82 vs Arizona @NCAA (4/2/94)
Vs #10	5-4	2-2	2-1	1-1	W (OT), 86-81 at Missouri (2/13/21)	Same
Vs #11	5-8	2-2	1-4	2-2	L (OT), 76-79 vs Auburn (2/4/20)	104-93 vs Missouri (12/5/95)
Vs #12	6-9	2-2	1-4	*3-3	L, 68-81 vs Missouri (2/2/21)	63-57 at Alabama (1/27/07)
Vs #13	6-3	3-0	0-1	3-2	L, 66-84 vs Tennessee @SEC (3/10/18)	87-85 vs Kentucky (1/14/14)
Vs #14	5-7	3-2	0-3	2-2	L, 64-67 at Texas Tech (1/26/19)	91-82 vs Auburn (2/27/18)
Vs #15	3-5	3-0	0-2	0-3	L, 78-887 vs N. Carolina @NCAA (3/21/15)	98-88 vs Mississippi State (1/7/12)
Vs #16	3-7	1-2	0-4	2-1	L, 73-80 at Tennessee (3/3/10)	72-52 vs LSU (12/07/07)
Vs #17	3-3	1-2	1-0	1-1	W (OT), 71-67 at Kentucky (2/27/14)	Same
Vs #18	5-7	1-2	2-3	2-2	L, 67-84 at Ole Miss (1/19/19)	80-73 at Ole Miss (1-31-10)
Vs #19	8-3	3-1	3-1	2-1	W, 90-89 at LSU (2/2/19)	Same
Vs #20	10-5	4-2	1-2	5-1	L, 69-92 at Texas A&M (1/2/16)	66-64 vs Michigan (1/21/12)
Vs #21	5-3	2-2	1-0	2-2	W, 68-66 vs TX Tech @NCAA (3/21/21)	Same
Vs #22	4-2	4-1	0-1	0-0	W (OT), 77-76 vs Kentucky (2/23/11)	Same
Vs #23	3-7	1-2	0-3	2-2	W, 80-72 vs Florida @SEC (3/9/18)	Same
Vs #24	2-4	*1-1	*0-1	*1-1	*L, 59-90 at Alabama (1/16/21)	*86-72 vs Indiana @NCAA (3/21/08)
Vs #25	4-4	*3-2	0-0	1-2	L, 72-81 vs Florida (12/29/16)	82-74 vs Vanderbilt (1/31/16)
TOT.	104-156	53-36	15-61	36-59	L, 72-81 vs #3 Baylor @NCAA (3/29/21)	68-66 vs #21 TX Tech @NCAA (3/21/21)

LAST TIME HOGS WON AS TOP 25

• HOME •	• ROAD •	• NEUTRAL •
#1: Miss State 3/5/94	LSU 3/2/94	Georgetown 11/27/94
#2: NW (La) St 12/4/93	Baylor 1/26/91	Duke 4/4/94
#3: Tennessee 1/7/95	Ole Miss 1/4/95	Iowa 12/30/94
#4: Jackson St. 11/30/94	Missouri 12/03/94	SMU 3/2/78
#5: Miss State 1/11/95	Tennessee 1/29/94	Alabama 3/11/95
#6: Montevallo 2/5/94	UAB 1/27/90	N. Carolina 4/1/95
#7: Auburn 3/4/95	Florida 2/28/95	Texas 3/24/90
#8: Montevallo 2/25/95	LSU 2/22/95	Missouri 3/12/21
#9: Kentucky 1/29/95	S. Carolina 1/21/95	La-Monroe 12/30/92
#10: Ole Miss 2/18/95	Alabama 2/15/95	Oral Roberts 3/27/21
#11: S. Carolina 2/15/92	S. Alabama 11/29/89	Alabama St. 12/2/91
#12: Texas A&M 3/6/21	S. Carolina 3/2/21	St. Louis 12/26/97
#13: Centenary 12/18/97	S. Carolina 1/9/93	San Diego St. 12/3/81
#14: Vanderbilt 2/7/98	Alabama 2/13/93	St. John's 3/20/93
#15: Tenn State 11/27/00	Miss State 1/31/98	Jackson St. 12/28/91
#16: UNI 11/17/21	S. Alabama 12/30/91	Tennessee 3/6/98
#17: SE Mo. State 11/27/82	Florida 2/6/93	Siena 3/11/99
#18: Texas A&M 2/24/15	S. Carolina 3/5/15	VCU 11/18/07
#19: Wofford 11/9/07	Wake Forest 12/23/98	N. Mexico St. 11/21/98
#20: LSU 2/27/21	LSU 1/22/99	Texas * 3/12/89
#21: North Texas 12/05/00	-- (0-1)	Wofford 3/19/15
#22: Providence 1/23/99	Memphis 1/10/98	Miss State 3/6/99
#23: Vanderbilt 1/10/15	Georgia 1/6/15	--
#24: Florida 2/16/21	Ole Miss 2/14/15	--
#25: Iowa 11/30/14	-- (0-1)	-- (0-1)

LAST TIME HOGS WON VS TOP 25

• HOME •	• ROAD •	• NEUTRAL •
#1: -- (0-2)	-- (0-2)	N. Carolina 2/12/84
#2: Florida 2/5/13	-- (0-5)	UCLA 3/16/78
#3: -- (0-1)	-- (0-3)	-- (0-11)
#4: Oklahoma 12/30/08	Kentucky 2/9/94	Tennessee 3/15/08
#5: Texas A&M 1/27/16	-- (0-1)	-- (0-2)
#6: Alabama 2/24/21	-- (0-5)	Duke 4/4/94
#7: Texas 1/6/09	-- (0-1)	-- (0-4)
#8: Alabama 1/6/07	Kentucky 1/25/92	-- (0-1)
#9: --	Arizona 12/6/92	Arizona 4/2/94
#10: Florida 2/18/06	Missouri 2/13/21	LSU 3/11/00
#11: Missouri 12/5/95	Texas 2/1/79	Missouri 11/28/80
#12: Texas 2/6/82	-- (0-5)	Fresno St. 11/29/97
#13: Kentucky 1/14/14	-- (0-1)	Virginia 3/26/95
#14: Auburn 2/27/18	-- (0-3)	Georgetown 11/27/94
#15: Miss State 1/7/12	-- (0-2)	-- (0-3)
#16: LSU 1/20/07	-- (0-4)	Florida 3/10/06
#17: Ole Miss 2/5/10	Kentucky 2/27/14	-- (0-1)
#18: Vanderbilt 3/1/08	Ole Miss 1/31/08	Vanderbilt 3/14/08
#19: Auburn 3/5/00	LSU 2/2/19	Alabama 3/21/91
#20: Michigan 1/21/12	Alabama 2/28/01	Marquette 3/16/96
#21: Texas A&M 2/15/17	S. Carolina 2/15/17	Texas Tech 3/21/21
#22: Kentucky 2/23/11	-- (0-1)	--
#23: LSU 3/3/92	Texas 3/3/91	Florida 3/9/18
#24: UAB 1/2/00	-- (0-1*)	Indiana * 3/21/08
#25: Vanderbilt 1/31/12	-- (0-0)	Syracuse 3/19/95



ERIC MUSSELMAN

ARKANSAS HEAD COACH

San Diego, 1987

49-19 • 2nd year as Arkansas head coach

159-53 • 7th year as collegiate head coach

503-291 • 14 seasons as professional head coach

- 1996 USBL Coach of the Year
- 2003 NBA Coach of the Year Runner-Up
- 2012 NBA D-League Coach of the Year
- 2016 Bleacher Report's Mountain West Coach of the Year
- 2017 USBWA District VIII Coach of the Year
- 2018 USBWA District VIII Coach of the Year
- 2018 NABC District 17 Coach of the Year
- 2018 Mountain West Coach of the Year
- 2021 Jim Phelan Coach of the Year Finalist
- 2021 Werner Ladder Naismith Coach of the Year Semifinalist
- 2021 Basketball Times Midlands District Coach of the Year

COLLEGIATE HEAD COACHING RECORD

Year	Overall	Conf	Finish	Conf Tourn	NCAA/CBI Postseason
2015-16	24-14	10-8	MW (T4th)	1-1	5-1 • CBI Champion
2016-17	28-7	14-4	MW (1st)	3-0 *	0-1 • #12 seed NCAA 1st Rd
2017-18	29-8	15-3	MW (1st)	1-1	2-1 • #7 seed NCAA Sweet 16
2018-19	29-5	15-3	MW (1st)	1-1	0-1 • #7 seed NCAA 1st Rd
2019-20	20-12	7-11	SEC (T10th)	1-0 +	Canceled
2020-21	25-7	13-4	SEC (2nd)	1-1	3-1 • #3 seed Elite 8
2021-22	4-0	--			
Totals	159-53	74-33		8-4	10-5 (5-4 NCAA / 5-1 CBI)

* - Tournament champion / + - SEC Tourney canceled after Rd 1

MUSSELMAN'S CAREER AS HEAD COACH

NOTE: Professional basketball **DOES NOT** count postseason toward season W-L record nor to head coach W-L record

Year	Team	League	Record	Note for the Season	Reg. Season Div./Conf. Finish	Postseason
1989-90	Rapid City	CBA	42-14	MOST WINS IN CBA	1st National Conf.	Finals (8-8) *
1991-92	Rapid City	CBA	37-19	2nd-most wins in CBA	1st National Conf.	Finals (9-7) *
1992-93	Rapid City	CBA	44-12	MOST WINS IN CBA	1st National Conf.	Conf. Finals (5-3) *
1993-94	Rapid City	CBA	37-19	MOST WINS IN CBA	1st National Conf.	Conf. Finals (5-5) *
1994-95	Rapid City	CBA	31-25	6th-most wins in CBA	5th National Conf.	Conf. 1st Rd (0-2) *
1995-96	Florida	CBA	41-15	MOST WINS IN CBA	1st National Conf.	Conf. Finals (5-3) *
1996-97	Florida	CBA	38-18	2nd-most wins in CBA	1st American Conf.	Finals (7-6) *
1995	Florida	USBL	25-2	MOST WINS IN USBL	1st Overall	Champion (1-0) *
1996	Florida	USBL	28-1	MOST WINS IN USBL	1st Southern Div.	Champion (3-0) *
2002-03	Golden State	NBA	38-44	6th Pacific Division	11th Western Conf.	--
2003-04	Golden State	NBA	37-45	T4th Pacific Division	11th Western Conf.	--
2006-07	Sacramento	NBA	33-49	5th Pacific Division	11th Western Conf.	--
2010-11	Reno	D-League	34-16	2nd-most wins in NBADL	1st Western Conf.	Semifinals (2-3) *
2011-12	Los Angeles	D-League	38-12	MOST WINS IN NBADL	1st Western Conf.	Finals (5-2) *
2015-16	Nevada	NCAA	24-14	Led NCAA in FT Made	T4th Mountain West	CBI Champion (5-1)
2016-17	Nevada	NCAA	28-7	T16th for Most wins NCAA	1st Mountain West	#12 seed - NCAA 1st Rd (0-1)
2017-18	Nevada	NCAA	29-8	2nd in NCAA in A-T0 ratio	1st Mountain West	#7 seed - NCAA Sweet 16 (2-1)
2018-19	Nevada	NCAA	29-5	7th in NCAA in W-L%	1st Mountain West	#7 seed - NCAA 1st Rd (0-1)
2019-20	Arkansas	NCAA	20-12	Led NCAA in 3Pt% Def	T10th SEC	Canceled
2020-21	Arkansas	NCAA	25-7	NCAA: 2nd FT/11th Scoring	2nd SEC	#3 seed - NCAA Elite 8 (3-1)
2021-22	Arkansas	NCAA	4-0			
2010	Dominican Team		5-1	Silver Medal Centrobasket Championship		
2011	Venezuelan Team		12-9	5th FIBA Americas Championship		
2012	Venezuelan Team		7-4	Silver Medal FIBA South American Championship		

MUSSELMAN COMPOSITE COACHING RECORD

		Overall	Conf	Conf Tourn	NCAA/CBI	ALL POST
COLLEGIATE	7th Yr	155-53	74-33	8-4	5-4 / 5-1	18-9
	4 yrs	110-34	54-18	6-3	2-3 / 5-1	13-7
	3rd yr	49-19	20-15	2-1	3-1 / ---	5-2

PROFESSIONAL 14 Seasons 503-291 (50-39 Postseason *)

CBA	7 years	270-122	(39-34 Postseason*)
Rapid City	5 years	191-89	(27-25 Postseason *)
Florida	2 years	79-33	(12-9 Postseason *)
USBL	2 years	53-3	(4-0 Postseason *)
Florida	2 years	53-3	(4-0 Postseason *)
NBA	3 years	108-138	--
Golden State	2 years	75-89	--
Sacramento	1 year	33-49	--
D-League	2 years	72-28	(7-5 Postseason *)
Reno	1 year	34-16	(2-3 Postseason *)
Los Angeles	1 year	28-12	(5-2 Postseason *)
INTERNATIONAL	3 Years	24-14	--
Dominican	1 years	5-1	--
Venezuelan	2 years	19-13	--

* - Note, professional basketball does not include playoff results in W-L record

* - Musselman's pro record including playoffs is 553-330

MUSSELMAN STOPS BY YEAR

1989-90	Head Coach	Rapid City Thrillers	CBA
1990-91	Asst. Coach	Minnesota Timberwolves	NBA
1991-92	Head Coach	Rapid City Thrillers	CBA
1992-93	Head Coach	Rapid City Thrillers	CBA
1993-94	Head Coach	Rapid City Thrillers	CBA
1994-95	Head Coach	Rapid City Thrillers	CBA
Spring '95	Head Coach	Florida Sharks	USBL
1995-96	Head Coach	Florida Beachdogs	CBA
Spring '96	Head Coach	Florida Sharks	USBL
1996-97	Head Coach	Florida Beachdogs	CBA
1998-99	Asst. Coach	Orlando Magic	NBA
1999-00	Asst. Coach	Orlando Magic	NBA
2000-01	Asst. Coach	Atlanta Hawks	NBA
2001-02	Asst. Coach	Atlanta Hawks	NBA
2002-03	Head Coach	Golden State Warriors	NBA
2003-04	Head Coach	Golden State Warriors	NBA
2004-05	Asst. Coach	Memphis Grizzlies	NBA
2005-06	Asst. Coach	Memphis Grizzlies	NBA
2006-07	Head Coach	Sacramento Kings	NBA
2007-10	• DID NOT COACH FOR 3 SEASONS •		
2010-11	Head Coach	Reno Bighorns	NBADL
2011-12	Head Coach	Los Angeles Defenders	NBADL
2012-13	Asst. Coach	Arizona State Sun Devils	NCAA
2013-14	Assoc. HC	Arizona State Sun Devils	NCAA
2014-15	Assoc. HC	LSU Tigers	NCAA
2015-16	Head Coach	Nevada Wolf Pack	NCAA
2016-17	Head Coach	Nevada Wolf Pack	NCAA
2017-18	Head Coach	Nevada Wolf Pack	NCAA
2018-19	Head Coach	Nevada Wolf Pack	NCAA
2019-20	Head Coach	Arkansas Razorbacks	NCAA
2020-21	Head Coach	Arkansas Razorbacks	NCAA
2021-22	Head Coach	Arkansas Razorbacks	NCAA





STANLEY UMUDE

Pronounced: UH-Moo-day

Gr.Sr. | G | 6-6 | 210 | San Antonio, Texas | Warren HS | Univ. of South Dakota



@StanleyUmude_



@stanleyumude

GENERAL:

- Member of the Southeastern Conference Men's and Women's Basketball Leadership Council.
- Played four seasons at South Dakota ... Tabbed first team All-Summit League twice (2021 and 2019) and earned second team all-league honors in 2020 ... **Ranked ninth in the NCAA** in scoring (21.6) in 2020-21 ... Graduated from South Dakota in the spring of 2021 with a Bachelor of General Studies degree ... Scored 1,520 points in his career to rank 11th on the Coyotes' all-time list while pulling down 549 rebounds with 183 assists, 91 blocked shots (8th in USD history) and 55 steals.

2021-22 HIGHLIGHTS:

- UNI:** Just missed a double-double with 10 point and 9 rebounds (including 8 defensive).

DOUBLE-DOUBLES (13)

SOPHOMORE (3)		
12/29/18 • at North Dakota State	17 pts	11 reb
02/07/19 • OMAHA	24 pts	10 reb
02/20/19 • DENVER	18 pts	10 reb
JUNIOR (5)		
11/30/19 • at Northern Arizona ^	18 pts	14 reb
12/02/19 • at Washington ^	17 pts	13 reb
12/06/19 • MOUNT MARTY ^	19 pts	14 reb
01/19/20 • at South Dakota State	11 pts	10 reb
01/30/20 • at Denver	23 pts	13 reb
SENIOR (5)		
12/01/20 • at Nebraska	25 pts	12 reb
12/12/20 • vs South Dakota State	41 pts	11 reb
01/03/21 • DENVER	27 pts	11 reb
01/23/21 • at Western Illinois	14 pts	11 reb
02/13/21 • at North Dakota	26 pts	13 reb

^ - Consecutive games

• Led his team/ARK in Pts:	40 / 0
• Led his team/ARK in Reb:	37 / 1
• Led his team/ARK Assists:	8 / 0
• Led his tm/ARK in PTS+REB Same Gm ...	13 / 0
• Led his tm/ARK in P+R+A Same Gm ...	4 / 0
• CAREER: Double-figure Pts:	73 / 2
Double-figure Rebs:	14 / 0
20-pt gms:	31 / 0
30-pt gms - 40-pt gms:	5 - 1
Gms with a 3PT FG:	62 / 2
Gms with 3+ PT FG:	9 / 0
Gms with 2+ Steals:	11 / 0
Gms with 3+ Assists:	31 / 1
Gms with 5+ Rebs:	61 / 0



PERSONAL BESTS

POINTS

Season: 10	vs UNI (11/17/21)
Career: 41	vs South Dakota State (12/12/20)
SEC:	

FG MADE

Season: 5	vs Kansas State (11/22/21)
Career: 17	vs South Dakota State (12/12/20)
SEC:	

FG ATTEMPTED

Season: 10	vs UNI (11/17/21)
Career: 26	vs South Dakota State (12/12/20)
SEC:	

3-PT FG MADE

Season: 1 (2x)	last vs UNI (11/17/21)
Career: 5	vs North Dakota State (11/25/20)
SEC:	

3-PT FG ATT

Season: 2	vs Kansas State (11/22/21)
Career: 9	vs North Dakota (12/10/20)
SEC:	

FT MADE

Season: 1	vs UNI (11/17/21)
Career: 14	at Oral Roberts (02/15/20)
SEC:	

FT ATTEMPTED

Season: 2	vs UNI (11/17/21)
Career: 20	at Oral Roberts (02/15/20)
SEC:	

REBOUNDS

Season: 9	vs UNI (11/17/21)
Career: 14 (2x)	last vs Mt. Marty (12/06/19)
SEC:	

ASSISTS

Season: 3	vs Gardner-Webb (11/13/21)
Career: 7	North Dakota State (02/19/20)
SEC:	

STEALS

Season: 2	vs Kansas State (11/22/21)
Career: 3 (5x)	last vs at North Dakota (02/13/21)
SEC:	

BLOCKED SHOTS

Season: 1 (2x)	last vs Kansas State (11/22/21)
SEC: 4 (2x)	last vs Denver (02/20/19)
SEC:	

MINUTES

Season: 28:43	vs UNI (11/17/21)
Career: 41:00	vs Omaha (02/07/19)
SEC:	

STANLEY UMUDE'S 2021-22 GAME STATS

Opponent	Date	GS	Min	FG	FGA	Pct	3FG	3A	Pct	FT	FTA	Pct	O	D	Tot	Avg	PF	FO	A	TO	Blk	Stl	Pts	Avg
MERCER	11/09/21	*	17	3	7	.429	0	1	.000	0	0	.000	1	2	3	3.0	0	0	1	1	0	0	6	6.0
GARDNER-WEBB	11/13/21		27	4	7	.571	1	1	1.000	0	0	.000	1	3	4	3.5	2	0	3	2	0	0	9	7.5
NORTHERN IOWA	11/17/21		29	4	10	.400	1	2	.500	1	2	.500	1	8	9	5.3	2	0	1	1	1	1	10	8.3
vs Kansas State	11/22/21		21	5	9	.556	0	2	.000	0	0	.000	1	3	4	5.0	3	0	0	2	1	2	10	8.8
Totals		1	94	16	33	.485	2	6	.333	1	2	.500	4	16	20	5.0	7	0	5	6	2	3	35	8.8

STANLEY UMUDE CAREER STATISTICS

Year	GP	GS	Min	Avg	FG	FGA	Pct	3FG	3FGA	Pct	FT	FTA	Pct	Off	Def	Tot	Avg	PF	FO	Ass	TO	Blk	Stl	Pts	Avg
2017-18 (USD)	14	0	47	3.4	4	14	.286	0	3	.000	7	10	.700	0	7	7	0.5	3	0	2	6	2	1	15	1.1
2018-19 (USD)	30	18	797	28.6	156	318	.491	26	74	.351	94	134	.701	32	133	165	5.5	89	2	41	51	37	22	432	14.4
2019-20 (USD)	32	32	977	30.5	190	414	.459	36	108	.333	117	157	.745	22	179	201	6.3	76	1	66	64	43	21	533	16.7
2020-21 (USD)	25	25	807	32.3	193	410	.471	39	110	.355	115	144	.797	14	162	176	7.0	53	0	74	63	9	11	540	21.6
2021-22 (ARK)	4	1	94	23.5	16	33	.485	2	6	.333	1	2	.500	4	16	20	5.0	7	0	5	6	2	3	35	8.8
TOTALS	105	76	2722	25.9	559	1189	.470	103	301	.342	334	447	.747	72	497	569	5.4	228	3	188	190	93	58	1555	14.8

1 JD NOTAE

Pronounced: No-Tay

*Sr. | G | 6-2 | 190 | Covington, Ga. | Newton HS | Jacksonville Univ.

GENERAL

- Played his first two seasons at Jacksonville and scored 929 points with the Dolphins ... Was **second team All-ASUN** in 2019 and **ASUN Freshman of the Year** in 2018 ... Has scored 1,339 in three years ... Named the **BLEACHER REPORT NATIONAL SIXTH MAN OF THE YEAR** and the **SEC COACHES SIXTH MAN OF THE YEAR** ... Was Arkansas' first sub 16 times and Arkansas was 13-3 in those games.

2021-22 HIGHLIGHTS:

- **Preseason 1st team All-SEC** (coaches) ... Received votes for preseason SEC Player of the Year (media)
- **Mercer:** Scored a game-high 30 (his best as a Hog, 3rd career 30+ pt game) with a career-high seven steals ... 6 steals came in the 2nd half to spur the come-from-behind win ... His seven steals ties for 8th on the school's single-game list ... Just the 6th Razorback to score at least 30 in a season opener.
- **UNI:** Just missed his second career triple-double with 17 pts • 9 assists • 8 rebounds ... Only committed one turnover ... Led the team in assists, was second on the team in points and rebounds.

TRIPLE-DOUBLES (1)

Pts-Reb-Assst
01/09/19 • at Kennesaw State 15-10-10

DOUBLE-DOUBLES (5)

FRESHMAN (2)
11/26/17 • Gardner-Webb 17 pts 10 reb
12/09/17 • Florida National 14 pts 10 reb

SOPHOMORE (3)
01/05/19 • Lipscomb ^ 12 pts 13 reb
01/09/19 • at Kennesaw State ^ * 15 pts 10 reb
01/30/19 • Stetson 16 pts 14 reb

^ - back-to-back games * - part of a triple double

- Scored 1,000th Point vs UCA (12/20/20)
- Led his team/ARK in Pts:39 / 8
- Led his team/ARK in Rebs:16 / 0
- Led his team/ARK in Assists:.....25 / 6
- CAREER: Double-figure Pts:71 / 24
- 20-pt gms:.....21 / 6
- 30-pt gms - 40-pt gms:.....3 - 1
- Gms with a 3PT FG:.....77 / 30
- Gms with 3+ 3PT FG:.....28 / 10
- Gms with 3+ Steals:30 / 10
- Gms with 3+ Assists:.....41 / 11
- Gms with 5+ Rebs:46 / 10

@jdnotae

@dimebagnotae

* - Will be granted an extra year of eligibility due to COVID-19 in 2019-20 and 2020-21



PERSONAL BESTS

POINTS

Season: 30 vs Mercer (11/09/21)
Career: 40 vs Florida Memorial (11/21/18)
SEC: 21 (2x) last at South Carolina (03/02/21)

FG MADE

Season: 11 vs Mercer (11/09/21)
Career: 16 vs Florida Memorial (11/21/18)
SEC: 9 at South Carolina (03/02/21)

FG ATTEMPTED

Season: 26 vs Mercer (11/09/21)
Career: 26 vs Mercer (11/09/21)
SEC: 20 at LSU (01/12/21)

3-POINT FG MADE

Season: 5 vs Mercer (11/09/21)
Career: 5 (7x) last vs Mercer (11/09/21)
SEC: 3 (3x) last vs Ole Miss (01/27/21)

3-PT FG ATTEMPTS

Season: 14 vs Mercer (11/09/21)
Career: 14 (2x) last vs Mercer (11/09/21)
SEC: 10 at LSU (01/12/21)

FT MADE

Season: 3 vs Mercer (11/09/21)
Career: 8 vs Ole Miss (01/27/21)
SEC: 8 vs Ole Miss (01/27/21)

FT ATTEMPTED

Season: 4 vs Mercer (11/09/21)
Career: 9 (4x) last vs LSU (02/27/21)
SEC: 9 (3x) last vs LSU (02/27/21)

REBOUNDS

Season: 8 vs UNI (11/17/21)
Career: 14 vs Stetson (01/30/19)
SEC: 6 vs LSU (02/27/21)

ASSISTS

Season: 8 vs UNI (11/17/21)
Career: 10 at Kennesaw State (01/09/19)
SEC: 5 at South Carolina (03/02/21)

STEALS

Season: 7 vs Mercer (11/09/21)
Career: 7 last vs Mercer (11/09/21)
SEC: 5 at South Carolina (03/02/21)

BLOCKED SHOTS

Season: -
Career: 3 (4x) last vs Oral Roberts (12/20/20)
SEC: 2 at Auburn (12/30/20)

MINUTES

Season: 39:12 vs Mercer (11/09/21)
Career: 46 vs Gardner-Webb (11/26/17)
SEC: 31:37 vs LSU (02/27/21)

JD NOTAE'S 2021-22 GAME STATS																									
Opponent	Date	GS	Min	FG	FGA	Pct	3FG	3A	Pct	FT	FTA	Pct	O	D	Tot	Avg	PF	FO	A	TO	Blk	Stl	Pts	Avg	
MERCER	11/09/21	*	39	11	26	.423	5	14	.357	3	4	.750	0	2	2	2.0	1	0	2	2	0	7	30	30.0	
GARDNER-WEBB	11/13/21	*	26	7	13	.538	4	7	.571	0	0	.000	0	1	1	1.5	1	0	0	0	0	2	18	24.0	
NORTHERN IOWA	11/17/21	*	39	7	14	.500	1	7	.143	2	2	1.000	1	7	8	3.7	1	0	9	1	0	2	17	21.7	
vs Kansas State	11/22/21	*	38	4	17	.235	2	10	.200	1	2	.500	0	4	4	3.8	4	0	5	5	0	3	11	19.0	
Totals			4	142	29	70	.414	12	38	.316	6	8	.750	1	14	15	3.8	7	0	16	8	0	14	76	19.0

JD NOTAE CAREER STATISTICS

Year	GP	GS	Min	Avg	FG	FGA	Pct	3FG	3FGA	Pct	FT	FTA	Pct	Off	Def	Tot	Avg	PF	FO	Ass	TO	Blk	Stl	Pts	Avg
2017-18 (JAX)	28	28	879	31.4	159	388	.410	49	121	.405	65	93	.699	28	103	131	4.7	60	2	54	72	14	49	432	15.4
2018-19 (JAX)	32	23	932	29.1	177	415	.427	62	194	.320	81	111	.730	29	168	197	6.2	76	4	109	106	14	52	497	15.5
2020-21 (ARK)	32	1	719	22.5	131	343	.382	56	167	.335	92	121	.760	16	84	100	3.1	47	2	61	66	11	46	410	12.8
2021-22 (ARK)	4	4	142	35.5	29	70	.414	12	38	.316	6	8	.750	1	14	15	3.8	7	0	16	8	0	14	76	19.0
TOTAL	96	56	2672	27.8	496	1216	.408	179	520	.344	244	333	.733	74	369	443	4.6	190	8	240	252	39	161	1415	14.7

2 KHALEN "KK" ROBINSON

Pronounced: Kay-Lin

*So. | G | 6-0 | 180 | Little Rock, Ark. | Oak Hill (Va.) Academy

GENERAL:

- Named the SEC First-Year Academic Honor Roll ... Made the Department's Honor Roll (3.0-3.49 GPA) for Fall 2020 and Spring 2021 ... Was ranked 39th-best HS prospect by 247Sports.com after his senior season — which was one spot higher than Moses Moody in the publication.

2021-22 HIGHLIGHTS:

-

- Led his team in Pts:
- Led his team in Rebs:
- Led his team in Assists:1
- CAREER: Double-figure Pts:1
- 20-pt gms:
- Gms with a 3PT FG:2
- Gms with 3+ 3PT FG:1
- Gms with 3+ Steals:
- Gms with 3+ Assists:1

@onekrob2

@khal2n

* - Will be granted an extra year of eligibility due to COVID-19 in 2019-20 and 2020-21



PERSONAL BESTS

POINTS

Season: 3 vs Gardner-Webb (11/13/21)
Career: 15 vs Miss Valley State (11/25/20)
SEC: -

FG MADE

Season: 1 vs Gardner-Webb (11/13/21)
Career: 5 vs Miss Valley State (11/25/20)
SEC: -

FG ATTEMPTED

Season: 3 vs Gardner-Webb (11/13/21)
Career: 8 vs Miss Valley State (11/25/20)
SEC: -

3-POINT FG MADE

Season: 1 vs Gardner-Webb (11/13/21)
Career: 3 vs Miss Valley State (11/25/20)
SEC: -

3-PT FG ATTEMPTS

Season: 2 (2x) last: vs Gardner-Webb (11/13/21)
Career: 5 vs Miss Valley State (11/25/20)
SEC: -

FT MADE

Season: -
Career: 2 (2x) last vs North Texas (11/28/20)
SEC: -

FT ATTEMPTED

Season: -
Career: 2 (3x) last vs Southern (12/09/20)
SEC: -

REBOUNDS

Season: 2 vs Mercer (11/09/21)
Career: 3 vs Miss Valley State (11/25/20)
SEC: 2 at Tennessee (01/06/21)

ASSISTS

Season: 3 vs Gardner-Webb (11/13/21)
Career: 4 vs Lipscomb (12/05/20)
SEC: 1 at Tennessee (01/06/21)

STEALS

Season: -
Career: 1 vs Miss Valley State (11/25/20)
SEC: -

BLOCKED SHOTS

Season: -
Career: 1 vs Oral Roberts (12/20/20)
SEC: -

MINUTES

Season: 9:43 vs Gardner-Webb (11/13/21)
Career: 20:36 vs Miss Valley State (11/25/20)
SEC: 4:52 at Tennessee (01/06/21)

KHALEN ROBINSON'S 2021-22 GAME STATS

Opponent	Date	GS	Min	FG	FGA	Pct	3FG	3A	Pct	FT	FTA	Pct	O	D	Tot	Avg	PF	FO	A	TO	Blk	Stl	Pts	Avg
MERCER	11/09/21	*	9	0	2	.000	0	2	.000	0	0	.000	0	2	2	2.0	1	0	0	0	0	0	0	0.0
GARDNER-WEBB	11/13/21		10	1	3	.333	1	2	.500	0	0	.000	0	0	0	1.0	2	0	3	1	0	1	3	1.5
NORTHERN IOWA	11/17/21	DNP																						
vs Kansas State	11/22/21		2	0	0	.000	0	0	.000	0	0	.000	0	0	0	0.7	1	0	0	0	0	0	0	1.0
Totals		1	21	1	5	.200	1	4	.250	0	0	.000	0	2	2	0.7	4	0	3	1	0	1	3	1.0

KHALEN ROBINSON CAREER STATISTICS

Year	GP	GS	Min	Avg	FG	FGA	Pct	3FG	3FGA	Pct	FT	FTA	Pct	Off	Def	Tot	Avg	PF	FO	Ast	TO	Blk	Stl	Pts	Avg
2020-21	11	0	92	8.4	9	21	.429	5	12	.417	6	8	.750	0	10	10	0.9	16	1	11	6	1	3	29	2.6
2021-22	3	1	21	9.5	1	5	.200	1	4	.250	0	0	.000	0	2	2	1.0	3	0	3	1	0	1	3	1.5
TOTAL	14	1	113	8.2	10	26	.385	6	16	.375	6	8	.750	0	12	12	0.9	19	1	14	7	1	4	32	2.5

3

TREY WADE

Gr.Sr. | G | 6-6 | 220 | Marietta, Ga. | South Cobb HS | Wichita State Univ.



@treywade35
@thetreywade5

GENERAL:

- Was a two-year starter at Wichita State ... Played his freshman season-each at UTEP and his sophomore year South Plains (Texas) Junior College ... Appeared in 52 games with 47 starts in two seasons for the Shockers and helped team to 2021 NCAA Tournament berth ... Graduated from Wichita State in the spring of 2021 with a degree in general studies (sociology) ... He is pursuing his Master's in adult and lifelong learning at Arkansas.

2021-22 HIGHLIGHTS:

-

DOUBLE-DOUBLES (3)

FRESHMAN				(1)
03/07/18	•	vs UTSA	10 pts	10 reb
JUNIOR				(2)
11/05/19	•	OMAHA	19 pts	11 reb
12/14/19	•	OKLAHOMA	11 pts	15 reb

- Led his team/ARK in Pts:9/0
- Led his team/ARK in Reb:17/
- Led his team/ARK Assists:3/0
- Led his team/ARK in PT+REB same gm:3/0
- CAREER: Double-figure Pts:21/0
- Double-figure Rebs:4/0
- 20-pt gms:3/0
- Gms with a 3PT FG:43/1
- Gms with 3+ Steals:3/0
- Gms with 3+ Assists:12/1
- Gms with 5+ Rebs:48/0



PERSONAL BESTS

POINTS

Season: 5 vs Gardner-Webb (11/13/21)
Career: 23 at Tulane (03/03/21)
SEC:

FG MADE

Season: 2 vs Gardner-Webb (11/13/21)
Career: 9 at Tulane (03/03/21)
SEC:

FG ATTEMPTED

Season: 4 vs Gardner-Webb (11/13/21)
Career: 15 at UAB (01/25/18)
SEC:

3-PT FG MADE

Season: 1 vs Gardner-Webb (11/13/21)
Career: 4 (2x) last at Tulane (03/03/21)
SEC:

3-PT FG ATT

Season: 2 vs Gardner-Webb (11/13/21)
Career: 8 at UAB (01/25/18)
SEC:

FT MADE

Season: -
Career: 4 (2x) last at South Florida (12/22/20)
SEC:

FT ATTEMPTED

Season: -
Career: 7 vs Omaha (11/05/19)
SEC:

REBOUNDS

Season: 2 vs Gardner-Webb (11/13/21)
Career: 15 vs Oklahoma (12/14/19)
SEC:

ASSISTS

Season: 3 vs Gardner-Webb (11/13/21)
Career: 5 (2x) vs UCF (01/30/21)
SEC:

STEALS

Season: -
Career: 3 (3x) vs Cincinnati (03/13/21)
SEC:

BLOCKED SHOTS

Season: 1 vs Gardner-Webb (11/13/21)
SEC: 4 vs FIU (01/13/18)
SEC:

MINUTES

Season: 16:14 vs Gardner-Webb (11/13/21)
Career: 34:18 vs Temple (02/27/20)
SEC:

TREY WADE'S 2021-22 GAME STATS

Opponent	Date	GS	Min	FG	FGA	Pct	3FG	3A	Pct	FT	FTA	Pct	O	D	Tot	Avg	PF	FO	A	TO	Blk	Stl	Pts	Avg
MERCER	11/09/21	7	0	0	.000	0	0	.000	0	0	.000	0	0	0	0.0	0	0	0	0	0	0	0	0	0.0
GARDNER-WEBB	11/13/21	16	2	4	.500	1	2	.500	0	0	.000	1	1	2	1.0	1	0	3	0	1	0	5	2.5	
NORTHERN IOWA	11/17/21	12	2	3	.667	0	0	.000	0	0	.000	0	0	0	0.7	4	0	1	1	0	0	4	3.0	
vs Kansas State	11/22/21	6	0	2	.000	0	1	.000	0	0	.000	0	1	1	0.8	0	0	0	0	0	0	0	2.3	
Totals		0	41	4	9	.444	1	3	.333	0	0	.000	1	2	3	0.8	5	0	4	1	1	0	9	2.3

TREY WADE CAREER STATISTICS

Year	GP	GS	Min	Avg	FG	FGA	Pct	3FG	3FGA	Pct	FT	FTA	Pct	Off	Def	Tot	Avg	PF	FO	Ast	TO	Blk	Stl	Pts	Avg
2017-18 (UTEP)	25	6	444	17.8	77	160	.481	18	52	.346	8	24	.333	29	75	104	4.2	40	1	9	18	23	10	180	7.2
2019-20 (WSU)	31	27	730	23.5	86	200	.430	22	68	.324	35	60	.583	62	106	168	5.4	46	0	41	30	13	21	229	7.4
2020-21 (WSU)	22	21	573	26.0	56	139	.403	19	61	.311	16	29	.552	42	82	124	5.6	37	0	34	18	15	11	147	6.7
2021-22 (ARK)	4	0	41	10.3	4	9	.444	1	3	.333	0	0	.000	1	2	3	0.8	5	0	4	1	1	0	9	2.3
TOTAL	82	54	1788	21.8	223	508	.439	60	184	.326	59	113	.522	134	265	399	4.9	128	1	88	67	52	42	565	6.9

4

DAVONTE "DEVO" DAVIS

*So. | G | 6-4 | 180 | Jacksonville, Ark. | Jacksonville HS

GENERAL:

- Named the SEC First-Year Academic Honor Roll ... Made the Department's Honor Roll (3.0-3.49 GPA) for Fall 2020 and Spring 2021
- Has doubled his 3-point production this year ... Made 2 last year and has made 4 this year

2021-22 HIGHLIGHTS:

- Preseason 2nd Tm All-SEC (Coaches and Media) ... 1 of 20 Break-Out Players (Jon Rothstein- College Hoops Today)
- Mercer: Did not take a shot Mercer but led the team with a +19 as he held Mercer's top scorer to just 4-of-13 FG / 0-of-6 3PT.
- Gardner-Webb: Tied his career-high with 6 assists as Arkansas handed out 23 for the game ... Scored 10 points, making 2 3-pointers (only made 2 trey as a frosh) ... Added two steals

Led the Razorbacks in Pts:.....	3
Led the Razorbacks in Rebs:.....	2
Led the Razorbacks in Assists:.....	7
Led the Razorbacks in Steals:.....	9
CAREER: Double-figure Pts:	14
20-pt gms:.....	1
Gms with a 3PT FG:	4
Gms with 3+ 3PT FG:	-
Gms with 5+ Rebs:	11
Gms with 3+ Steals:	3

 @MrDevoBuckets

 @devofor3

* - Will be granted an extra year of eligibility due to COVID-19 in 2019-20 and 2020-21



PERSONAL BESTS

POINTS

Season: 10 vs Gardner-Webb (11/13/21)
 Career: 20 vs Georgia (01/09/21)
 SEC: 20 vs Georgia (01/09/21)

FG MADE

Season: 4 vs Gardner-Webb (11/13/21)
 Career: 9 vs Georgia (01/09/21)
 SEC: 9 vs Georgia (01/09/21)

FG ATTEMPTED

Season: 10 vs Gardner-Webb (11/13/21)
 Career: 14 (2x) last vs Florida (02/16/21)
 SEC: 14 (2x) last vs Florida (02/16/21)

3-POINT FG MADE

Season: 2 (2x) last vs UNI (11/17/21)
 Career: 2 (2x) last vs UNI (11/17/21)
 SEC: 1 vs Georgia (01/09/21)

3-PT FG ATTEMPTS

Season: 4 vs UNI (11/17/21)
 Career: 4 vs UNI (11/17/21)
 SEC: 2 vs Georgia (01/09/21)

FT MADE

Season: -
 Career: 4 vs Florida (02/16/21)
 SEC: 4 vs Florida (02/16/21)

FT ATTEMPTED

Season: -
 Career: 6 vs Missouri (03/13/21)
 SEC: 4 (2x) last vs Florida (02/16/21)

REBOUNDS

Season: 4 (2x) last vs UNI (11/17/21)
 Career: 8 (4x) last vs Oral Roberts (03/27/21)
 SEC: 8 (2x) last at South Carolina (03/02/21)

ASSISTS

Season: 6 vs Gardner-Webb (11/13/21)
 Career: 6 (3x) vs Gardner-Webb (11/13/21)
 SEC: 6 (2x) last vs LSU (02/27/21)

STEALS

Season: 3 vs Mercer (11/09/21)
 Career: 4 vs LSU (03/13/21)
 SEC: 3 vs Missouri (01/02/21)

BLOCKED SHOTS

Season: -
 Career: 2 vs Colgate (03/19/21)
 SEC: 1 (3x) last at Missouri (02/13/21)

MINUTES

Season: 33:48 vs Mercer (11/09/21)
 Career: 38:52 vs Texas A&M (03/06/21)
 SEC: 38:52 vs Texas A&M (03/06/21)

DAVONTE DAVIS' 2021-22 GAME STATS

Opponent	Date	GS	Min	2021-22						2021-22 GAME STATS															
				FG	FGA	Pct	3FG	3A	Pct	FT	FTA	Pct	O	D	Tot	Avg	PF	FO	A	TO	Blk	Stl	Pts	Avg	
MERCER	11/09/21	*	34	0	0	.000	0	0	.000	0	0	.000	0	4	4	4.0	1	0	1	5	0	3	0	0.0	
GARDNER-WEBB	11/13/21	*	29	4	10	.400	2	3	.667	0	0	.000	1	2	3	3.5	2	0	6	2	0	2	10	5.0	
NORTHERN IOWA	11/17/21	*	23	4	8	.500	2	4	.500	0	0	.000	1	3	4	3.7	3	0	1	0	0	1	10	6.7	
vs Kansas State	11/22/21	*	25	2	5	.400	0	2	.000	0	2	.000	0	4	4	3.8	3	0	1	2	0	1	4	6.0	
Totals			4	111	10	23	.435	4	9	.444	0	2	.000	2	13	15	3.8	9	0	9	9	0	7	24	6.0

DAVONTE DAVIS CAREER STATISTICS

Year	GP	GS	Min	Avg	FG	FGA	Pct	3FG	3FGA	Pct	FT	FTA	Pct	Off	Def	Tot	Avg	PF	FO	Ast	TO	Blk	Stl	Pts	Avg
2020-21	30	17	716	23.9	109	229	.476	2	13	.154	34	45	.756	36	98	134	4.5	70	0	64	48	5	35	254	8.5
2021-22	4	4	111	27.8	10	23	.435	4	9	.444	0	2	.000	2	13	15	3.8	9	0	9	9	0	7	24	6.0
TOTAL	34	21	827	24.3	119	252	.472	6	22	.273	34	47	.723	38	111	149	4.4	79	0	73	57	5	42	278	8.2

5

AU'DIESE TONEY

Pronounced: Awe-Deece

*Sr. | G | 6-6 | 205 | Huntsville, Ala. | Trinity Christian (N.C.) Acad. | Univ. of Pittsburgh

GENERAL:

- Played three seasons with the Pitt Panthers ... Scored 763 points (9.78 avg.) in his three years at Pitt and averaged 5.42 rebounds (423 total) ... Had three career double-doubles.

2021-22 HIGHLIGHTS:

- **Mercer:** Registered a double-double in the season opener with 18 pts and 11 rebs ... Made 7-of-9 shots ... Added two assists ... Had five offensive boards ... Was second on the team with a +18 ... Coach Muss "he really saved us with his unselfish play"
- **UNI:** Scored eight of his 13 points during a 5:44 stretch in the second half.
- **K-State:** Led Arkansas early and finished with 13 points and nine rebounds including six of the team's 13 offensive.

DOUBLE-DOUBLES (4)

SOPHOMORE (1)
02/02/20 • MIAMI 15 pts 10 reb

JUNIOR (2)
01/06/21 • at Syracuse 12 pts 14 reb
01/19/21 • DUKE 22 pts 11 reb

SENIOR (1)
11/09/21 • MERCER 18 pts 11 reb

- Led his team/ARK in Pts: 5 / 0
- Led his team/ARK in Reb: 23 / 2
- Led his team/ARK Assists: 3 / 0
- CAREER: Double-figure Pts: 37 / 2
Double-figure Rebs: 5 / 1
20-pt gms: 6 / 0
Gms with a 3PT FG: 39 / 0
Gms with 2+ Steals: 19 / 0
Gms with 3+ Assists: 12 / 0
Gms with 5+ Rebs: 48 / 4

 @thefuturetoney

 @at.loading

* - Will be granted an extra year of eligibility due to COVID-19 in 2019-20 and 2020-21



PERSONAL BESTS

POINTS

Season: 18 vs Mercer (11/09/21)
Career: 27 at Duke (01/28/20)

SEC:

FG MADE

Season: 7 vs Mercer (11/09/21)
Career: 11 at Duke (01/28/20)

SEC:

FG ATTEMPTED

Season: 9 vs Mercer (11/09/21)
Career: 19 at Duke (01/28/20)

SEC:

3-PT FG MADE

Season: 1 vs UNI (11/17/21)
Career: 4 vs Saint Francis (PA) (11/25/20)

SEC:

3-PT FG ATT

Season: 1 (2x) last vs UNI (11/17/21)
Career: 6 vs Saint Francis (PA) (11/25/20)

SEC:

FT MADE

Season: 5 vs Kansas State (11/22/21)
Career: 13 vs Duke (01/19/21)

SEC:

FT ATTEMPTED

Season: 7 vs Kansas State (11/22/21)
Career: 17 vs Duke (01/19/21)

SEC:

REBOUNDS

Season: 11 vs Mercer (11/09/21)
Career: 14 at Syracuse (01/06/21)

SEC:

ASSISTS

Season: 2 vs Mercer (11/09/21)
Career: 6 vs Drexel (11/28/20)

SEC:

STEALS

Season: 1 (2x) last vs UNI (11/17/21)
Career: 4 (4x) last vs Wake Forest (03/10/20)

SEC:

BLOCKED SHOTS

Season: -
SEC: 2 vs Saint Louis (11/21/18)

SEC:

MINUTES

Season: 36:56 vs Mercer (11/09/21)
Career: 40:00 (3x) last vs Virginia (02/22/20)

SEC:

AU'DIESE TONEY'S 2021-22 GAME STATS

Opponent	Date	GS	Min	FG	FGA	Pct	3FG	3A	Pct	FT	FTA	Pct	O	D	Tot	Avg	PF	FO	A	TO	Blk	Stl	Pts	Avg
MERCER	11/09/21	*	37	7	9	.778	0	1	.000	4	6	.667	5	6	11	11.0	0	0	2	1	0	1	18	18.0
GARDNER-WEBB	11/13/21	*	14	1	4	.250	0	0	.000	1	2	.500	2	3	5	8.0	3	0	1	1	0	0	3	10.5
NORTHERN IOWA	11/17/21	*	38	4	6	.667	1	1	1.000	4	4	1.000	0	6	6	7.3	2	0	0	0	1	1	13	11.3
vs Kansas State	11/22/21	*	27	4	8	.500	0	0	.000	5	7	.714	6	3	9	7.8	3	0	0	0	0	1	13	11.8
Totals			4	116	27	.593	1	2	.500	14	19	.737	13	18	31	7.8	8	0	3	2	1	3	47	11.8

AU'DIESE TONEY CAREER STATISTICS

Year	GP	GS	Min	Avg	FG	FGA	Pct	3FG	3FGA	Pct	FT	FTA	Pct	Off	Def	Tot	Avg	PF	FO	Ass	TO	Blk	Stl	Pts	Avg
2018-19 (PITT)	32	28	809	25.3	80	222	.360	17	69	.246	63	95	.663	62	117	179	5.6	62	1	15	34	4	22	240	7.5
2019-20 (PITT)	31	25	934	30.1	107	232	.461	22	67	.328	57	87	.655	63	86	149	4.8	60	2	36	35	3	38	293	9.5
2020-21 (PITT)	16	16	559	34.9	77	166	.464	18	53	.340	58	87	.667	37	58	95	5.9	33	0	37	38	2	20	230	14.4
2021-22 (ARK)	4	4	116	29.0	16	27	.593	1	2	.500	14	19	.737	13	18	31	7.8	8	0	3	2	1	3	47	11.8
TOTAL	83	73	2418	29.1	280	647	.433	58	191	.304	192	288	.667	175	279	454	5.5	163	3	91	109	10	83	810	9.8

10 JAYLIN WILLIAMS

*So. | F | 6-10 | 240 | Fort Smith, Ark. | Fort Smith Northside HS

GENERAL:

- Played in 26 games in 200-21 with five starts, including the final three games of the NCAA Tournament ... **Named the SEC First-Year Academic Honor Roll ... Made the Department's Honor Roll (3.0-3.49 GPA) for Fall 2020 and Spring 2021 ... Invited to Team USA U-19 camp in the summer of 2021** ... Led the 2020-21 team by taking 16 charges ... Lead this year's team with five charges drawn.

• HAS GRABBED EIGHT REBOUNDS IN THREE OF THE FOUR GAMES

2021-22 HIGHLIGHTS:

- 1 of 20 Radar Break-Out Players (Jon Rothstein- College Hoops Today) ... • 1 of 20 Glue Guys (Jon Rothstein- College Hoops Today)
- **Mercer:** Led the team with five assists while adding eight rebounds, two blocked shots and a steal ... His overall play led to Arkansas 18-3 run in the second half.
- **Gardner-Webb:** Dished out 5 assists for the second straight game ... Led the team with eight rebounds and drew three charges
- **UNI:** Only played 23:49 in the UNI win as he battled an ankle injury. However, he put up impressive numbers and made several key plays in the Razorbacks run late in the game ... Finished with 11 points (two shy of his career high), a career-high 7 assists, 6 rebounds, 3 blocked shots and a steal ... Is the only Razorback on record (going back 25 years) to get 11+ points, 6+ rebounds, 7+ assists, 3+ blocks and no turnovers in a game. (HogStats)

BIG PLAYS DOWN THE STRETCH VS UNI (all with an ankle injury)

- Game tied 75-75- 3:52 left Blocked Shot
- Game tied 75-75- 3:43 left Blocked Shot
- Down 1- 78-77- 2:42 left Offensive Rebound and put-back for 79-78 lead
- Up 4- 82-78- 1:27 left Layup to go up 6
- Up 6- 1:17 left Steal

• Led Razorbacks in Pts:	0
• Led Razorbacks in Rebs:	8
• Led Razorbacks in Blk Shots:	10
• Led Razorbacks in Assists:	2
• CAREER: Double-figure Pts:	2
Double-figure Rebs:.....	4
20-pt gms:	-
Gms with a 3PT Made.....	8
Gms with 3+ Assists:	4
Gms with 5+ Rebs:	14
Charges Taken 2020-21.....	team-best 16
Charges Taken 2021-22.....	team-best 5

 @Jay_MWilliams_

 @thejaylinwilliams_

* - Will be granted an extra year of eligibility due to COVID-19 in 2019-20 and 2020-21



PERSONAL BESTS

POINTS

Season: 11 vs UNI (11/17/21)
Career: 13 vs Alabama (02/24/21)
 SEC: 13 vs Alabama (02/24/21)

FG MADE

Season: 5 vs UNI (11/17/21)
Career: 4 vs Alabama (02/24/21)
 SEC: 4 vs Alabama (02/24/21)

FG ATTEMPTED

Season: 8 vs UNI (11/17/21)
Career: 8 (2x) last vs UNI (11/17/21)
 SEC: 8 vs Alabama (02/24/21)

3-POINT FG MADE

Season: 1 vs UNI (11/17/21)
Career: 2 vs Miss Valley State (11/25/20)
 SEC: 1 (3x) last at Missouri (02/13/21)

3-PT FG ATTEMPTS

Season: 2 vs Mercer (11/09/21)
Career: 4 (2x) last vs Missouri (01/02/21)
 SEC: 4 vs Missouri (01/02/21)

FT MADE

Season: 2 vs Mercer (11/09/21)
Career: 5 vs Alabama (02/24/21)
 SEC: 5 vs Alabama (02/24/21)

FT ATTEMPTED

Season: 4 vs Mercer (11/09/21)
Career: 7 vs Alabama (02/24/21)
 SEC: 7 vs Alabama (02/24/21)

REBOUNDS

Season: 8 (3x) last vs Kansas State (11/22/21)
Career: 10 (4x) last vs Texas Tech (03/21/21)
 SEC: 10 (2x) last vs Florida (02/16/21)

ASSISTS

Season: 7 vs UNI (11/17/21)
Career: 7 vs UNI (11/17/21)
 SEC: 3 at Missouri (02/13/21)

STEALS

Season: 1 (3x) last vs UNI (11/17/21)
Career: 2 (3x) last vs LSU (02/27/21)
 SEC: 2 (3x) last vs LSU (02/27/21)

BLOCKED SHOTS

Season: 3 vs UNI (11/17/21)
Career: 4 vs LSU (02/27/21)
 SEC: 4 vs LSU (02/27/21)

MINUTES

Season: 29:40 vs Mercer (11/09/21)
Career: 29:49 vs LSU (02/27/21)
 SEC: 29:49 vs LSU (02/27/21)

JAYLIN WILLIAM'S 2021-22 GAME STATS

Opponent	Date	GS	Min	FG	FGA	Pct	3FG	3A	Pct	FT	FTA	Pct	O	D	Tot	Avg	PF	FO	A	TO	Blk	Stl	Pts	Avg	
MERCER	11/09/21		30	1	4	.250	0	2	.000	2	4	.500	3	5	8	8.0	2	0	5	4	2	1	4	4.0	
GARDNER-WEBB	11/13/21	*	24	1	2	.500	0	1	.000	1	2	.500	0	8	8	8.0	1	0	5	1	0	1	3	3.5	
NORTHERN IOWA	11/17/21	*	23	5	8	.625	1	1	1.000	0	2	.000	3	3	6	7.3	2	0	7	0	3	1	11	6.0	
vs Kansas State	11/22/21	*	32	1	3	.333	1	1	1.000	3	4	.750	1	7	8	7.5	3	0	1	1	1	0	6	6.0	
Totals			3	109	8	17	.471	2	5	.400	6	12	.500	7	23	30	7.5	8	0	18	6	6	3	24	6.0

JAYLIN WILLIAMS CAREER STATISTICS

Year	GP	GS	Min	Avg	FG	FGA	Pct	3FG	3FGA	Pct	FT	FTA	Pct	Off	Def	Tot	Avg	PF	FO	Ast	TO	Blk	Stl	Pts	Avg
2020-21	26	5	400	15.4	33	69	.478	7	23	.304	23	31	.742	29	92	121	4.7	50	1	21	24	18	12	96	3.7
2021-22	4	3	109	27.3	8	17	.471	2	5	.400	6	12	.500	7	23	30	7.5	8	0	18	6	6	3	24	6.0
TOTAL	30	8	509	17.0	41	86	.477	9	28	.321	29	43	.674	36	115	151	5.0	58	1	39	30	24	15	120	4.0

GENERAL:

- Spent four seasons with the Miami Hurricanes but only played two games his senior year (2020-21) after injuring his ankle on Dec. 4 ... Graduated from Miami (Spring, '21- sport administration/marketing) ... Pursuing a second undergraduate degree at Arkansas in arts and sciences ... Preseason 1st team All-ACC prior to 2020-21 season ... **2020 All-ACC HM ... 2019 and 2018 ACC All-Academic Team** ... Led the team – and ranked among the ACC top 10 – in scoring in both 2019-20 and 2018-19 ... In three-plus seasons with the Hurricanes, scored 1,256 points with 251 assists and 100 steals.

2021-22 HIGHLIGHTS:

- 2022 Jersey Mike's Naismith Trophy Watch List** ... #20 ranked returning player in college basketball (Andy Katz- March Madness) ... #51 on CBSSports.com Top 100 and 1 best college players entering 2021-22 ... 1 of 30 Impact Transfers (Jon Rothstein- College Hoops Today).

Mercer: Scored 16 off the bench thanks to making 7-of-8 FT ... 10 of his points came during Arkansas' decisive 18-3 run to turn a 54-53 deficit into a 71-57 lead.

UNI: Led the team with 26 points ... [CLICK TO WATCH: his acrobatic layup that was the top play on ESPN's SportsCenter](#) ... Scored 12 straight points on his own, including a 7-0 Razorback run, in the first half ... Arkansas was down 3 (75-72 with 4:25 left) before Lykes ignited a 21-5 run with nine points — including 6-of-6 FT — over the final 4:10 to secure the win.



• Led his tm/ARK in Pts:.....	30 / 2
• Led his tm/ARK in Assists:.....	28 / 0
• Led his tm/ARK Pts•Asssts Same Gm: ...	11 / 0
• CAREER: Double-figure Pts:	69 / 3
Double-figure Assists:	0 / 0
20-pt gms:.....	17 / 1
Gms with a 3PT FG:.....	77 / 3
Gms with 3+ 3PT FG:.....	24 / 1
Gms with 3+ Steals:	8 / 0
Gms with 3+ Assists:.....	41 / 0
Gms with 5+ Assists:.....	17 / 0



PERSONAL BESTS

POINTS

Season: 16 vs Mercer (11/09/21)
 Career: 28 (2x) last at Illinois (12/02/19)
 SEC:

FG MADE

Season: 4 vs Mercer (11/09/21)
 Career: 11 at Illinois (12/02/19)
 SEC:

FG ATTEMPTED

Season: 7 (2x) vs Kansas State (11/22/21)
 Career: 23 at North Carolina (02/09/19)
 SEC:

3-PT FG MADE

Season: 1 (2x) last vs Gardner-Webb (11/13/21)
 Career: 6 (2x) vs Florida State (01/18/20)
 SEC:

3-PT FG ATT

Season: 3 vs Kansas State (11/22/21)
 Career: 11 (2x) vs Clemson (03/11/20)
 SEC:

FT MADE

Season: 10 vs Kansas State (11/22/21)
 Career: 14 vs Wake Forest (01/12/19)
 SEC:

FT ATTEMPTED

Season: 10 vs Kansas State (11/22/21)
 Career: 14 vs Wake Forest (01/12/19)
 SEC:

REBOUNDS

Season: 3 vs Kansas State (11/22/21)
 Career: 6 vs Loyola-Chicago (03/15/18)
 SEC:

ASSISTS

Season: 2 (2x) last vs Kansas State (11/22/21)
 Career: 9 at Virginia Tech (03/08/19)
 SEC:

STEALS

Season: 1 vs UNI (11/17/21)
 Career: 5 vs Temple (12/17/19)
 SEC:

BLOCKED SHOTS

Season: -
 SEC: 2 vs Florida State (01/18/20)
 SEC:

MINUTES

Season: 27:23 vs Kansas State (11/22/21)
 Career: 40:55 vs Florida State (01/18/20)
 SEC:

CHRIS LYKES' 2021-22 GAME STATS

Opponent	Date	GS	Min	FG	FGA	Pct	3FG	3A	Pct	FT	FTA	Pct	O	D	Tot	Avg	PF	FO	A	TO	Blk	Stl	Pts	Avg
MERCER	11/09/21		26	4	7	.571	1	1	1.000	7	8	.875	0	2	2	2.0	1	0	3	1	0	0	16	16.0
GARDNER-WEBB	11/13/21		16	2	5	.400	1	2	.500	0	2	.000	0	0	0	1.0	1	0	0	0	0	0	5	10.5
NORTHERN IOWA	11/17/21		31	8	16	.500	4	7	.571	6	7	.857	0	1	1	1.0	0	0	2	2	0	1	26	15.7
vs Kansas State	11/22/21		28	2	7	.286	0	3	.000	10	10	1.000	0	3	3	1.5	2	0	2	2	0	0	14	15.3
Totals		0	101	16	35	.457	6	13	.462	23	27	.852	0	6	6	1.5	4	0	5	5	0	1	61	15.3

CHRIS LYKES CAREER STATISTICS

Year	GP	GS	Min	Avg	FG	FGA	Pct	3FG	3FGA	Pct	FT	FTA	Pct	Off	Def	Tot	Avg	PF	FO	Ass	TO	Blk	Stl	Pts	Avg
2017-18 (MIA)	32	10	690	21.6	100	249	.402	48	139	.345	59	82	.720	3	36	39	1.2	70	0	75	58	1	25	307	9.6
2018-19 (MIA)	32	32	1082	33.8	171	421	.406	61	192	.318	114	146	.781	14	72	86	2.7	72	0	103	93	1	43	517	16.2
2019-20 (MIA)	26	24	780	30.0	140	324	.432	51	134	.381	70	86	.814	10	45	55	2.1	68	1	62	54	7	28	401	15.4
2020-21 (MIA)*	2	2	57	28.5	8	22	.364	5	11	.455	10	11	.909	0	8	8	4.0	4	0	11	3	1	4	31	15.5
2021-22 (ARK)	4	0	101	25.3	16	35	.457	6	13	.462	23	27	.852	0	6	6	1.5	4	0	5	5	0	1	61	15.3
TOTAL	96	68	2710	28.2	435	1051	.414	171	489	.350	276	352	.784	27	167	194	2.0	218	1	256	213	10	101	1317	13.7

*- Played in two games in 2020-21 before suffering a season-ending injury

13

CHANCE MOORE

Fr. | G | 6-5 | 195 | Brookhaven, Ga. | McEachern HS

GENERAL:

- A four-star recruit ... Rated 84th nationally by ESPN and 93rd by 247Sports Composite ... Averaged 19 pts and 9 rebounds his senior season

2021-22 HIGHLIGHTS:

-

@Chance3303

@chance_moore



PERSONAL BESTS

POINTS

Season: --

SEC: --

FG MADE

Season: --

SEC: --

FG ATTEMPTED

Season: --

SEC: --

3-POINT FG MADE

Season: --

SEC: --

3-PT FG ATTEMPTS

Season: --

SEC: --

FT MADE

Season: --

SEC: --

FT ATTEMPTED

Season: --

SEC: --

REBOUNDS

Season: --

SEC: --

ASSISTS

Season: --

SEC: --

STEALS

Season: --

SEC: --

BLOCKED SHOTS

Season: --

SEC: --

MINUTES

Season: 1:56 vs Gardner-Webb (11/13/21)

SEC: --

CHANCE MOORE'S 2021-22 GAME STATS

Opponent	Date	GS	Min	FG	FGA	Pct	3FG	3A	Pct	FT	FTA	Pct	O	D	Tot	Avg	PF	FO	A	TO	Blk	Stl	Pts	Avg
MERCER	11/09/21	DNP																						
GARDNER-WEBB	11/13/21	2		0	0	.000	0	0	.000	0	0	.000	0	0	0	0.0	2	0	0	0	0	0	0	0.0
NORTHERN IOWA	11/17/21	DNP																						
vs Kansas State	11/22/21	DNP																						
Totals		0	2	0	0	.000	0	0	.000	0	0	.000	0	0	0	0.0	2	0	0	0	0	0	0	0.0

CHANCE MOORE CAREER STATISTICS

Year	GP	GS	Min	Avg	FG	FGA	Pct	3FG	3FGA	Pct	FT	FTA	Pct	Off	Def	Tot	Avg	PF	FO	Ast	TO	Blk	Stl	Pts	Avg
2021-22	1	0	2	2.0	0	0	.000	0	0	.000	0	0	.000	0	0	0	0.0	2	0	0	0	0	0	0	0.0

14

JAXSON ROBINSON

*So. | G | 6-6 | 185 | Ada, Okla. | Ada HS | Texas A&M

GENERAL:

- Played one season (2020-21) at Texas A&M ... Was a four-star prospect by 247Sports, ESPN and Rivals ... Ranked 62nd nationally and 16th at his position by 247Sports ... Previously was a top 50 recruit of 2021 class but reclassified to the 2020 signing class.

2021-22 HIGHLIGHTS:

- Gardner-Webb:** Tied career highs with six points and making two 3-pointers .. Recorded his second career blocked shot.

Led his team/ARK in Pts:	0 / 0
CAREER: Double-figure Pts:	0 / 0
20-pt gms:	0 / 0
Gms with a 3PT FG:	5 / 1
Gms with 3+ 3PT FG:	0 / 0
Gms with 3+ Steals:	0 / 0
Gms with 3+ Assists:	0 / 0

 @Robinsonjaxx

 @j4sonn

* - Will be granted an extra year of eligibility due to COVID-19 in 2019-20 and 2020-21



PERSONAL BESTS

POINTS

Season: 6 vs Gardner-Webb (11/13/21)
 Career: 6 (4x) last vs Gardner-Webb (11/13/21)
 SEC: 6 (3x) last at Ole Miss (01/23/21)

FG MADE

Season: 2 vs Gardner-Webb (11/13/21)
 Career: 2 (5x) last vs Gardner-Webb (11/13/21)
 SEC: 2 (4x) last vs at Ole Miss (01/23/21)

FG ATTEMPTED

Season: 7 vs Gardner-Webb (11/13/21)
 Career: 7 vs Gardner-Webb (11/13/21)
 SEC: 6 at LSU (12/29/20)

3-PT FG MADE

Season: 2 vs Gardner-Webb (11/13/21)
 Career: 2 (4x) last vs Gardner-Webb (11/13/21)
 SEC: 2 (3x) last at Ole Miss (01/23/21)

3-PT FG ATT

Season: 7 vs Gardner-Webb (11/13/21)
 Career: 7 vs Gardner-Webb (11/13/21)
 SEC: 5 (4x) last at Ole Miss (01/23/21)

FT MADE

Season: --
 Career: --
 SEC: --

FT ATTEMPTED

Season: --
 Career: 1 vs Tennessee (01/09/21)
 SEC: 1 vs Tennessee (01/09/21)

REBOUNDS

Season: 1 vs Gardner-Webb (11/13/21)
 Career: 7 at LSU (12/29/20)
 SEC: 7 at LSU (12/29/20)

ASSISTS

Season: --
 Career: 1 (4x) last vs LSU (01/26/21)
 SEC: 1 (3x) last vs LSU (01/26/21)

STEALS

Season: --
 Career: 1 (3x) last at Ole Miss (01/23/21)
 SEC: 1 (2x) last at Ole Miss (01/23/21)

BLOCKED SHOTS

Season: 1 vs Gardner-Webb (11/13/21)
 Career: 1 (2x) last vs Gardner-Webb (11/13/21)
 SEC: --

MINUTES

Season: 10:57 vs Gardner-Webb (11/13/21)
 Career: 19:32 vs Auburn (01/02/21)
 SEC: 19:32 vs Auburn (01/02/21)

JAXSON ROBINSON'S 2021-22 GAME STATS

Opponent	Date	GS	Min	FG	FGA	Pct	3FG	3A	Pct	FT	FTA	Pct	O	D	Tot	Avg	PF	FO	A	TO	Blk	Stl	Pts	Avg
MERCER	11/09/21	DNP																						
GARDNER-WEBB	11/13/21	11		2	7	.286	2	7	.286	0	0	.000	1	0	1	1.0	1	0	0	0	1	0	6	6.0
NORTHERN IOWA	11/17/21	DNP																						
vs Kansas State	11/22/21	DNP																						
Totals		0	11	2	7	.286	2	7	.286	0	0	.000	1	0	1	1.0	1	0	0	0	1	0	6	6.0

JAXSON ROBINSON CAREER STATISTICS

Year	GP	GS	Min	Avg	FG	FGA	Pct	3FG	3FGA	Pct	FT	FTA	Pct	Off	Def	Tot	Avg	PF	FO	Ast	TO	Blk	Stl	Pts	Avg
2020-21 (TXAM)	14	4	137	9.7	11	31	.355	8	28	.268	0	1	.000	4	11	15	1.1	10	0	4	5	1	3	30	2.1
2021-22 (ARK)	1	0	11	11.0	2	7	.286	2	7	.286	0	0	.000	1	0	1	1.0	1	0	0	0	1	0	6	6.0
Total	15	4	148	9.9	13	38	.342	10	35	.286	0	1	.000	5	11	16	1.1	11	0	4	5	2	3	36	2.4

20

KAMANI JOHNSON

R-Jr. | F | 6-7 | 235 | Brooklyn, N.Y. | Holy Spirit (Ga.) Prep School | Little Rock

GENERAL:

- Played two seasons at Little Rock ... Sat out 2020-21 att Arkansas per NCAA transfer rules ... Signed with Arkansas on Oct. 26, 2020, and joined the team on Dec. 19, 2020 ... **Third team All-Sun Belt** selection at Little Rock ... His 144 free throws made in 2019-20 ranked sixth in UALR history for a single season ... In the NCAA, ranked 26th in free throw attempts with a Sun Belt-best 198 and ranked 49th nationally in free throws made (144).

2021-22 HIGHLIGHTS

-

DOUBLE-DOUBLES (4)

SOPHOMORE (4)

11/27/19 • ALCORN STATE	17 pts	12 reb
01/02/20 • TEXAS STATE *	15 pts	10 reb
01/04/20 • UT ARLINGTON *	30 pts	13 reb
02/22/20 • at Arkansas St.	32 pts	16 reb

* - Back-to-Back games

- Led his team/ARK in Pts:5/0
- Led his team/ARK in Rebs: 10/0
- Led his team/ARK in Assists:.....7/0
- Led his tm/ARK in PTS•REB Same Gm:.....3/0
- Led his tm/ARK in P•R•A Same Gm:.....2/0
- CAREER: Double-figure Pts:20/0
- Double-figure Rebs:.....7/0
- 20-pt gms / 30-pt gms:3 / 2
- Gms with a 3PT Made:.....0/0
- Gms with 3+ Assists:17/0
- Gms with 5+ Rebs:..... 37/0

 @KamaniJohnson20

 @Kamani_Johnson



PERSONAL BESTS

POINTS

Season: 5 vs Gardner-Webb (11/13/21)
Career: 32 at Arkansas State (02/22/20)
SEC:

FG MADE

Season: 1 vs Gardner-Webb (11/13/21)
Career: 9 at Arkansas State (02/22/20)
SEC:

FG ATTEMPTED

Season: 1 vs Gardner-Webb (11/13/21)
Career: 13 at Memphis (11/20/19)
SEC:

3-PT FG MADE

Season: --
Career: --
SEC:

3-PT FG ATT

Season: --
Career: 1 (2x) last at Memphis (11/20/19)
SEC:

FT MADE

Season: 3 vs Gardner-Webb (11/13/21)
Career: 14 at Arkansas State (02/22/20)
SEC:

FT ATTEMPTED

Season: 5 vs Gardner-Webb (11/13/21)
Career: 16 at Arkansas State (02/22/20)
SEC:

REBOUNDS

Season: 6 vs Gardner-Webb (11/13/21)
Career: 20 at Arkansas State (02/22/20)
SEC:

ASSISTS

Season: 1 vs Mercer (11/09/21)
Career: 6 vs Appalachian State (02/01/20)
SEC:

STEALS

Season: --
Career: 3 vs Arkansas State (02/02/19)
SEC:

BLOCKED SHOTS

Season: --
SEC: 2 (5x) last at UT Arlington (02/15/20)
SEC:

MINUTES

Season: 8:34 vs Gardner-Webb (11/13/21)
Career: 38:42 vs UT Arlington (01/04/20)
SEC:

KAMANI JOHNSON'S 2021-22 GAME STATS

Opponent	Date	GS	Min	FG	FGA	Pct	3FG	3A	Pct	FT	FTA	Pct	O	D	Tot	Avg	PF	FO	A	TO	Blk	Stl	Pts	Avg
MERCER	11/09/21	1		0	0	.000	0	0	.000	0	0	.000	1	0	1	1.0	0	0	1	1	0	0	0	0.0
GARDNER-WEBB	11/13/21	8		1	1	1.000	0	0	.000	3	5	.600	2	4	6	3.5	0	0	0	2	0	0	5	2.5
NORTHERN IOWA	11/17/21	DNP																						
vs Kansas State	11/22/21	DNP																						
Totals		0	9	1	1	1.000	0	0	.000	3	5	.600	3	4	7	3.5	0	0	1	3	0	0	5	2.5

KAMANI JOHNSON CAREER STATISTICS

Year	GP	GS	Min	Avg	FG	FGA	Pct	3FG	3FGA	Pct	FT	FTA	Pct	Off	Def	Tot	Avg	PF	FO	Ast	TO	Blk	Stl	Pts	Avg
2018-19 (UALR)	27	15	519	19.2	53	96	.552	0	1	.000	33	65	.508	51	79	130	4.8	85	5	37	41	13	14	139	5.1
2019-20 (UALR)	31	28	860	27.7	98	191	.513	0	1	.000	144	198	.727	94	113	207	6.7	99	5	68	67	15	23	340	11.0
2021-22 (ARK)	2	0	9	4.5	1	1	1.000	0	0	.000	3	5	.600	3	4	7	3.5	0	0	1	3	0	0	5	2.5
TOTAL	60	43	1388	23.1	152	288	.528	0	2	.000	180	268	.672	148	196	344	5.7	184	10	106	111	28	37	484	8.1

23 CONNOR VANOVER

*Jr. | F | 7-3 | 215 | Little Rock, Ark. | Findlay Prep (Nev.) | Univ. of California

GENERAL:

- **Named the SEC Winter Academic Honor Roll** ... Played his freshman season at Cal, Sat out 2019-20 season at Arkansas ... In 2020-19, was 1 of 3 players in the NCAA to have at least 50 blocked shots and 20 3-pointers made ... In fact, Vanover is the first Arkansas player with 50+ blocks and 20+ 3's made in a season and only nine other Hogs have reached those levels in an entire career (HogStats.com).

2021-22 HIGHLIGHTS:

- **Gardner-Webb:** Set the tone early and produced one of his best overall games with a team-best 19 points, seven rebounds, three blocked shots and two assists in just 17 minutes ... Down six with 6:30 left in the first half, keyed a 29-5 run to put the Hogs up 18 with eight points, three rebounds and two blocked shots during the run.
- **K-State:** Helped Arkansas to an 18-point halftime lead by scoring 10 of his 14 points in the period ... Sank a career-high 9-of-9 from the free throw line, including 8-of-8 in the first half.

• Led his team/ARK in Pts:	5 / 4
• Led his team/ARK in Rebs:	7 / 5
• CAREER: Double-figure Pts:	16 / 9
Double-figure rebs:.....	2 / 2
20-pt gms:.....	2 / 1
Gms with a 3 PT FG:.....	30 / 18
Gms with 3+ 3PT FG:.....	2 / 1
Gms with 3+ Blks:	13 / 9

PLAYERS IN THE NCAA IN 2020-21

WITH 50+ BLOCKS AND 20+ 3'S MADE

Connor Vanover, ARK	51 blocks	24 3's
Hayden Koval, UNCG	65 blocks	26 3's
Jay Huff, Uva	62 blocks	28 3's

Vanover the first Arkansas player with 50+ blocks and 20+ 3's made in a season. Only nine other Hogs have reached those levels in an entire career: (HogStats.com)

Carl Baker (54 BLK • 29 3's)	Todd Day (102 BLK • 226 3's)
Ron Huery (70 BLK • 94 3's)	Vincent Hunter (79 BLK • 32 3's)
Bobby Portis (104 BLK • 23 3's)	Marshawn Powell (96 BLK • 42 3's)
Michael Qualls (55 BLK • 103 3's)	Darnell Robinson (62 BLK • 28 3's)
Mike Washington (107 BLK • 22 3's)	

 @Vanover_Connor

 @cv_23

* - Will be granted an extra year of eligibility due to COVID-19 in 2019-20 and 2020-21



PERSONAL BESTS

POINTS

Season: 19	vs Gardner-Webb (11/13/21)
Career: 24	at Stanford (03/07/19)
SEC: 17	at Auburn (12/30/20)

FG MADE

Season: 7	vs Gardner-Webb (11/13/21)
Career: 9	at Stanford (03/07/19)
SEC: 6	vs Mississippi State (02/02/21)

FG ATTEMPTED

Season: 12	vs Gardner-Webb (11/13/21)
Career: 15	vs Washington (02/28/19)
SEC: 11 (3x)	last vs Mississippi State (02/02/21)

3-POINT FG MADE

Season: 1	vs Gardner-Webb (11/13/21)
Career: 5	at Stanford (03/07/19)
SEC: 2 (2x)	last at Missouri (02/13/21)

3-PT FG ATTEMPTS

Season: 3	vs Kansas State (11/22/21)
Career: 8	vs Lipscomb (12/05/20)
SEC: 6	at Auburn (12/30/20)

FT MADE

Season: 8	vs Kansas State (11/22/21)
Career: 8	vs Kansas State (11/22/21)
SEC: 6	at Auburn (12/30/20)

FT ATTEMPTED

Season: 9	vs Kansas State (11/22/21)
Career: 9	vs Kansas State (11/22/21)
SEC: 6	at Auburn (12/30/20)

REBOUNDS

Season: 7	vs Gardner-Webb (11/13/21)
Career: 16	vs North Texas (11/28/20)
SEC: 8	vs Mississippi State (02/02/21)

ASSISTS

Season: 2	vs Gardner-Webb (11/13/21)
Career: 2 (7x)	last at Missouri (02/13/21)
SEC: 2 (2x)	last at Missouri (02/13/21)

STEALS

Season: --	
Career: 3	vs Southern (12/19/20)
SEC: 2 (2x)	last vs Mississippi State (02/02/21)

BLOCKED SHOTS

Season: 3	vs Gardner-Webb (11/13/21)
Career: 6 (2x)	last vs North Texas (11/28/20)
SEC: 5	vs Ole Miss (01/27/21)

MINUTES

Season: 20:02	vs Kansas State (11/22/21)
Career: 34:05	vs North Texas (11/28/20)
SEC: 28:45	at Auburn (12/30/20)

CONNOR VANOVER'S 2021-22 GAME STATS

Opponent	Date	GS	Min	FG	FGA	Pct	3FG	3A	Pct	FT	FTA	Pct	O	D	Tot	Avg	PF	FO	A	TO	Blk	Stl	Pts	Avg
MERCER	11/09/21		DNP																					
GARDNER-WEBB	11/13/21	*	17	7	12	.583	1	2	.500	4	4	1.000	3	4	7	7.0	1	0	2	0	3	0	19	19.0
NORTHERN IOWA	11/17/21	*	5	1	4	.250	0	2	.000	0	0	.000	0	1	1	4.0	0	0	0	0	1	0	2	10.5
vs Kansas State	11/22/21	*	21	3	7	.429	0	3	.000	8	9	.889	3	2	5	4.3	1	0	0	0	1	0	14	11.7
Totals		3	43	11	23	.478	1	7	.143	12	13	.923	6	7	13	4.3	2	0	2	0	5	0	35	11.7

CONNOR VANOVER CAREER STATISTICS

Year	GP	GS	Min	Avg	FG	FGA	Pct	3FG	3FGA	Pct	FT	FTA	Pct	Off	Def	Tot	Avg	PF	FO	Ass	TO	Blk	Stl	Pts	Avg
2018-19 (CAL)	28	15	491	17.5	83	177	.469	27	76	.355	16	24	.667	21	62	83	3.0	38	2	5	18	35	7	209	7.5
2020-21 (ARK)	29	27	483	16.7	70	155	.452	24	74	.324	20	21	.952	27	104	131	4.5	37	0	14	21	51	13	184	6.3
2021-22 (ARK)	3	3	43	14.3	11	23	.478	1	7	.143	12	13	.923	6	7	13	4.3	2	0	2	0	5	0	35	11.7
TOTAL	60	45	1017	17.0	164	355	.462	52	157	.331	48	58	.828	54	173	227	3.8	77	2	21	39	91	20	428	7.1

ARKANSAS RAZORBACKS

2021-22 SEASON RESULTS & LEADERS

RECORD:	OVERALL	HOME	AWAY	NEUTRAL
ALL GAMES	4-0	3-0	0-0	1-0
CONFERENCE	0-0	0-0	0-0	0-0
NON-CONFERENCE	4-0	3-0	0-0	1-0

DATE	TIME (CT)	R A N K	OPPONENT	TV	RESULT	ATTEND	RECORD	(SEC)	HIGH POINTS	HIGH REBOUNDS
11/19/21	7:00 pm	16/15	— MERCER	SEC Network Plus	W 74-61	19,200	1-0	--	(30) JD Notae	(11) Au'Diese Toney
11/13/21	2:00 pm	16/15	— GARDNER-WEBB	SEC Network Plus	W 86-69	19200	2-0	--	(19) Connor Vanover	(8) Jaylin Williams
11/17/21	7:00 pm	16/15	-- NORTHERN IOWA	SEC Network Plus	W 93-80	19200	3-0	--	(26) Chris Lykes	(9) Stanley Umude
11/22/21	8:00 pm	13/12	-- vs Kansas State	ESPNews	W 72-64		4-0	--	(14) Chris Lykes (14) Connor Vanover	(9) Au'Diese Toney

Home Games in CAPS | * - Southeastern Conference game | # Hall of Fame Classic (Kansas City, Mo. - T-Mobile Center) | % - Big 12/SEC Challenge
 @ - played in Tulsa, Okla. (BOK Center) | & - played in North Little Rock (Simmons Bank Arena) | ^ - SEC Tournament (Tampa, Fla. - Amalie Arena)

ATTENDANCE SUMMARY	GAMES	TOTALS	AVG/GAME
HOME	3	57600	19200
AWAY	0	0	0
NEUTRAL	0	0	0
TOTAL	3	57600	19200

ARKANSAS RAZORBACKS

2021-22 COMBINED REPORT

RECORD:	OVERALL	HOME	AWAY	NEUTRAL
ALL GAMES	4-0	3-0	0-0	1-0
CONFERENCE	0-0	0-0	0-0	0-0
NON-CONFERENCE	4-0	3-0	0-0	1-0

##	Player	GP	GS	Min	Avg	• TOTAL •			• 3-PTS •			• REBOUNDS •				PF		FO				A				TO				Blk				Stl				Pts		Avg	
						FG	FGA	Pct	3FG	FGA	Pct	FT	FTA	Pct	Off																										
01	JD Notae	4	4	142	35.5	29	70	.414	12	38	.316	6	8	.750	1	14	15	3.8	7	0	16	8	0	14	76	19.0															
11	Chris Lykes	4	0	101	25.3	16	35	.457	6	13	.462	23	27	.852	0	6	6	1.5	4	0	5	5	0	1	61	15.3															
05	Au'Diese Toney	4	4	116	29.0	16	27	.593	1	2	.500	14	19	.737	13	18	31	7.8	8	0	3	2	1	3	47	11.8															
23	Connor Vanover	3	3	43	14.3	11	23	.478	1	7	.143	12	13	.923	6	7	13	4.3	2	0	2	0	5	0	35	11.7															
00	Stanley Umude	4	1	94	23.5	16	33	.485	2	6	.333	1	2	.500	4	16	20	5.0	7	0	5	6	2	3	35	8.8															
10	Jaylin Williams	4	3	109	27.3	8	17	.471	2	5	.400	6	12	.500	7	23	30	7.5	8	0	18	6	6	3	24	6.0															
04	Davonte Davis	4	4	111	27.8	10	23	.435	4	9	.444	0	2	.000	2	13	15	3.8	9	0	9	9	0	7	24	6.0															
14	Jaxson Robinson	1	0	11	11.0	2	7	.286	2	7	.286	0	0	.000	1	0	1	1.0	1	0	0	0	1	0	6	6.0															
20	Kamani Johnson	2	0	9	4.5	1	1	1.000	0	0	.000	3	5	.600	3	4	7	3.5	0	0	1	3	0	0	5	2.5															
03	Trey Wade	4	0	41	10.3	4	9	.444	1	3	.333	0	0	.000	1	2	3	0.8	5	0	4	1	1	0	9	2.3															
02	Khalen Robinson	3	1	21	7.0	1	5	.200	1	4	.250	0	0	.000	0	2	2	0.7	4	0	3	1	0	1	3	1.0															
13	Chance Moore	1	0	2	2.0	0	0	.000	0	0	.000	0	0	.000	0	0	0	0.0	2	0	0	0	0	0	0	0.0															
TEAM.....																																									
RAZORBACKS..... 4						114	250	.456	32	94	.340	65	88	.739	43	111	154	38.5	57	0	66	41	16	32	325	81.2															
Opponents..... 4						96	230	.417	46	121	.380	36	53	.679	30	100	130	32.5	73	2	58	60	9	21	274	68.5															

Team Statistics

	ARK	OPP
SCORING	325	274
Points per game	81.2	68.5
Scoring margin	+12.8	-
FIELD GOALS-ATT	114-250	96-230
Field goal pct	.456	.417
3 POINT FG-ATT	32-94	46-121
3-point FG pct	.340	.380
3-pt FG made per game	8.0	11.5
FREE THROWS-ATT	65-88	36-53
Free throw pct	.739	.679
F-Throws made per game	16.3	9.0
REBOUNDS	154	130
Rebounds per game	38.5	32.5
Rebounding margin	+6.0	-
ASSISTS	66	58
Assists per game	16.5	14.5
TURNOVERS	41	60
Turnovers per game	10.3	15.0
Turnover margin	+4.8	-
Assist/turnover ratio	1.6	1.0
STEALS	32	21
Steals per game	8.0	5.3
BLOCKS	16	9
Blocks per game	4.0	2.3
ATTENDANCE	57600	0
Home games-Avg/Game	3-19200	0-0
Neutral site-Avg/Game	-	1-0

SCORE BY PERIODS:	1st	2nd	Total
Arkansas	152	173	325
Opponents	124	150	274

Date	Ark. Rank	Opponent	Result	Score	Attend
11/09/21	16/15	MERCER	W	74-61	19200
11/13/21	16/15	GARDNER-WEBB	W	86-69	19200
11/17/21	16/15	NORTHERN IOWA	W	93-80	19200
# 11/22/21	13/12	vs Kansas State	W	72-64	-

* = SEC game

Hall of Fame Classic (Kansas City, Mo. - T-Mobile Center)

@ - played in Tulsa, Okla. (BOK Center)

& - played in North Little Rock (Simmons Bank Arena)

% = SEC/Big 12 Challenge

^ - SEC Tournament (Tampa, Fla. - Amalie Arena)

ARKANSAS RAZORBACKS

2021-22 SEASON STATISTICS • ALL GAMES



RECORD:	OVERALL	HOME	AWAY	NEUTRAL
ALL GAMES	4-0	3-0	0-0	1-0
CONFERENCE	0-0	0-0	0-0	0-0
NON-CONFERENCE	4-0	3-0	0-0	1-0

##	Player	GP	GS	Min	Avg	• TOTAL •			• 3-PTS •			• REBOUNDS •				PF	FO	A	TO	Blk	St	Pts	Avg			
						FG	FGA	Pct	3FG	FGA	Pct	FT	FTA	Pct	Off									Def	Tot	Avg
01	JD Notae	4	4	142	35.5	29	70	.414	12	38	.316	6	8	.750	1	14	15	3.8	7	0	16	8	0	14	76	19.0
11	Chris Lykes	4	0	101	25.3	16	35	.457	6	13	.462	23	27	.852	0	6	6	1.5	4	0	5	5	0	1	61	15.3
05	Au'Diese Toney	4	4	116	29.0	16	27	.593	1	2	.500	14	19	.737	13	18	31	7.8	8	0	3	2	1	3	47	11.8
23	Connor Vanover	3	3	43	14.3	11	23	.478	1	7	.143	12	13	.923	6	7	13	4.3	2	0	2	0	5	0	35	11.7
00	Stanley Umude	4	1	94	23.5	16	33	.485	2	6	.333	1	2	.500	4	16	20	5.0	7	0	5	6	2	3	35	8.8
10	Jaylin Williams	4	3	109	27.3	8	17	.471	2	5	.400	6	12	.500	7	23	30	7.5	8	0	18	6	6	3	24	6.0
04	Davonte Davis	4	4	111	27.8	10	23	.435	4	9	.444	0	2	.000	2	13	15	3.8	9	0	9	9	0	7	24	6.0
14	Jaxson Robinson	1	0	11	11.0	2	7	.286	2	7	.286	0	0	.000	1	0	1	1.0	1	0	0	0	1	0	6	6.0
20	Kamani Johnson	2	0	9	4.5	1	1	1.000	0	0	.000	3	5	.600	3	4	7	3.5	0	0	1	3	0	0	5	2.5
03	Trey Wade	4	0	41	10.3	4	9	.444	1	3	.333	0	0	.000	1	2	3	0.8	5	0	4	1	1	0	9	2.3
02	Khalen Robinson	3	1	21	7.0	1	5	.200	1	4	.250	0	0	.000	0	2	2	0.7	4	0	3	1	0	1	3	1.0
13	Chance Moore	1	0	2	2.0	0	0	.000	0	0	.000	0	0	.000	0	0	0	0.0	2	0	0	0	0	0	0	0.0
TEAM.....															5	6	11	2.8	0		0				0	
ARKANSAS.....				4		114	250	.456	32	94	.340	65	88	.739	43	111	154	38.5	57	0	66	41	16	32	325	81.2
Opponents.....				4		96	230	.417	46	121	.380	36	53	.679	30	100	130	32.5	73	2	58	60	9	21	274	68.5

SCORE BY PERIODS:	1st	2nd	Total
Arkansas	152	173	325
Opponents	124	150	274

DEADBALL REBOUNDS:	OFF	DEF	TOTAL
Arkansas	14	3	17
Opponents	7	2	9

2021-22 ARKANSAS RAZORBACKS GAME HIGHS

Opponent	DATE	SCORE	RESULT	POINTS	REBOUNDS	ASSISTS	STEALS	BLOCKED SHOTS
MERCER	11/09/21	74-61	W	30-JD Notae	11-Au'Diese Toney	5-Jaylin Williams	7-JD Notae	2-Jaylin Williams
GARDNER-WEBB	11/13/21	86-69	W	19-Connor Vanover	8-Jaylin Williams	6-Davonte Davis	2-JD Notae Davonte Davis	3-Connor Vanover
NORTHERN IOWA	11/17/21	93-80	W	26-Chris Lykes	9-Stanley Umude	9-JD Notae	2-JD Notae	3-Jaylin Williams
vs Kansas State	11/22/21	72-64	W	14-Connor Vanover Chris Lykes	9-Au'Diese Toney	5-JD Notae	3-JD Notae	1-Jaylin Williams Stanley Umude Connor Vanover

LED TEAM IN POINTS (including ties)	LED TEAM IN REBS (including ties)	LED TEAM IN ASSISTS (including ties)	LED TEAM IN STEALS (including ties)	LED TEAM IN BLKS (including ties)
Notae 1	Toney 2	Williams 1	Notae 4	Williams 3
Lykes 2	Williams 1	Davis 1	Davis 1	Vanover 2
Vanover 2	Umude 1	Notae 2		Umude 1

2020-21 RAZORBACK GAME-BY-GAME STATISTICS

Opponent	Date	Score	W/L	• TOTAL •			• 3-PTRS •						• REBOUNDS •										
				FG	FGA	Pct	3FG	FGA	Pct	FT	FTA	Pct	Off	Def	Tot	Avg	PF	A	TO	Blk	Stl	Pts	Avg
MERCER	11/09/21	74-61	W	26	55	.473	6	21	.286	16	22	.727	11	24	35	35.0	6	13	15	2	12	74	74.0
GARDNER-WEBB	11/13/21	86-69	W	32	68	.471	13	27	.481	9	15	.600	12	27	39	37.0	17	23	9	5	6	86	80.0
NORTHERN IOWA	11/17/21	93-80	W	35	69	.507	10	24	.417	13	17	.765	7	32	39	37.7	14	21	5	6	7	93	84.3
vs Kansas State	11/22/21	72-64	W	21	58	.362	3	22	.136	27	34	.794	13	28	41	38.5	20	9	12	3	7	72	81.2
Arkansas		325		114	250	.456	32	94	.340	65	88	.739	43	111	154	38.5	57	66	41	16	32	325	81.2
Opponents		274		96	230	.417	46	121	.380	36	53	.679	30	100	130	32.5	73	58	60	9	21	274	68.5

Games played: 4

Points/game: 81.2

FG Pct: 45.6

3FG Pct: 34.0

FT Pct: 73.9

Rebounds/game: 38.5

Assists/game: 16.5

Turnovers/game: 10.3

Assist/turnover ratio: 1.6

Steals/game: 8.0

Blocks/game: 4.0

2021-22 OPPONENT GAME-BY-GAME STATISTICS

Opponent	Date	Score	W/L	• TOTAL •			• 3-PTRS •						• REBOUNDS •										
				FG	FGA	Pct	3FG	FGA	Pct	FT	FTA	Pct	Off	Def	Tot	Avg	PF	A	TO	Blk	Stl	Pts	Avg
MERCER	11/09/21	74-61	W	23	51	.451	13	31	.419	2	6	.333	4	18	22	22.0	16	17	18	2	7	61	61.0
GARDNER-WEBB	11/13/21	86-69	W	24	53	.453	13	31	.419	8	11	.727	5	24	29	25.5	18	17	15	2	4	69	65.0
NORTHERN IOWA	11/17/21	93-80	W	27	67	.403	17	37	.459	9	13	.692	9	29	38	29.7	14	17	12	2	3	80	70.0
vs Kansas State	11/22/21	72-64	W	22	59	.373	3	22	.136	17	23	.739	12	29	41	32.5	25	7	15	3	7	64	68.5
Opponents		274		96	230	.417	46	121	.380	36	53	.679	30	100	130	32.5	73	58	60	9	21	274	68.5
Arkansas		325		114	250	.456	32	94	.340	65	88	.739	43	111	154	38.5	57	66	41	16	32	325	81.2

Games played: 4

Points/game: 68.5

FG Pct: 41.7

3FG Pct: 38.0

FT Pct: 67.9

Rebounds/game: 32.5

Assists/game: 14.5

Turnovers/game: 15.0

Assist/turnover ratio: 1.0

Steals/game: 5.3

Blocks/game: 2.3

ARKANSAS RAZORBACKS

2021-22 GAME-BY-GAME POINTS-ASSISTS-REBOUNDS

				0	1	2	3	4	5	10	11	13	14	20	23	45
Opponent	Date	Score	WL	Umude	Notae	K. Robinson	Wade	Davis	Toney	Williams	Lykes	Moore	J. Robinson	Johnson	Vanover	Blake
MERCER	11/09/21	74-61	W	6-3-1	30-2-2	0-2-0	0-0-0	0-4-1	18-11-2	4-8-5	16-2-1	DNP	DNP	0-1-1	DNP	DNP
GWU	11/13/21	86-69	W	9-4-3	18-1-0	3-0-3	5-2-3	10-3-6	3-5-1	3-8-5	5-0-0	0-0-0	6-1-0	5-6-0	19-7-2	DNP
UNI	11/17/21	93-80	W	10-9-1	17-8-9	DNP	4-0-1	10-4-1	13-6-0	11-6-7	26-1-2	DNP	DNP	DNP	2-1-0	DNP
vs KSTATE	11/22/21	72-64	W	10-4-0	11-4-5	0-0-0	0-1-0	4-4-1	13-9-0	6-8-1	14-3-2	DNP	DNP	DNP	14-5-0	DNP

ARKANSAS RAZORBACKS

2021-22 STARTING LINEUPS

[illegible]

ARKANSAS RAZORBACKS

2020-21 SPECIALTY STATS (ARKANSAS/OPPONENT)

Opponent	Pts Off TO	Pts In Paint	2nd Chance	Fast Break	Bench	Ties	Lead Chng	Ark Largest Lead	Best Ark Run	Opp Largest Lead	Best Opp Run	Ark Led	Opp Led	Gm Tied
MERCER	21 / 10	36 / 8	15 / 3	14 / 0	20 / 12	4	10	15 0:19 2nd	11-0	7 6:32 1st	7-0	24:21	13:26	2:13
GARDNER-WEBB	15 / 8	34 / 20	15 / 3	12 / 3	33 / 25	2	2	31 7:42 2nd	14-0	6 6:46 1st	8-0	31:08	5:15	3:37
NORTHERN IOWA	20 / 8	42 / 16	11 / 16	20 / 12	40 / 20	10	18	13 0:18 2nd	13-0	6 5:49 1st	9-0	23:52	10:38	5:43
Kansas State	13 / 17	30 / 34	16 / 8	9 / 8	24 / 28	1	0	18 HALFTIME	8-0	0 -- --	7-0	39:18	--	0:42

RED INDICATES
LARGEST UA LEADS
IN LOSS

RED INDICATES
LARGEST UA DEFICITS
IN A WIN

DEFLECTIONS (Thru Game 3) (ARK career Only unless noted*)

Player	17-18	18-19	19-20	20-21	21-22	Career
Davis	-	-	-	160	15	175
Johnson	-	NA	NA	RS	2	2
Lykes	NA	NA	NA	NA	7	7
Moore	-	-	-	-	0	0
Notae	NA	NA	RS	133	20	153
J. Robinson	-	-	-	NA	1	1
K. Robinson	-	-	-	4	1	5
Toney	-	NA	NA	NA	10	10
Umude	NA	NA	NA	NA	7	7
Vanover	-	NA	RS	104	5	110
Wade	NA	JC	NA	NA	6	6
Williams	-	-	-	81	12	93

MOST IN A GAME 2021-22:

9 Notae (MER) • Davis (MER)

CHARGES DRAWN (Thru Game 4) (ARK career Only unless noted*)

Player	17-18	18-19	19-20	20-21	21-22	Career
Davis	-	-	-	2	0	2
Johnson	-	NA	NA	RS	0	0
Lykes	NA	NA	NA	NA	4	4
Moore	-	-	-	-	0	0
Notae	NA	NA	RS	6	0	6
J. Robinson	-	-	-	0	0	0
K. Robinson	-	-	-	2	1	3
Toney	-	3*	4*	4*	0	11*
Umude	NA	NA	NA	NA	0	0
Vanover	-	NA	RS	0	0	0
Wade	NA	JC	NA	NA	0	0
Williams	-	-	-	16	5	21

MOST IN A GAME 2021-22:

3 Williams (GWU)

DUNKS (Thru Game 4) (ARK career Only unless noted*)

Player	17-18	18-19	19-20	20-21	21-22	Career
Davis	-	-	-	5	0	5
Johnson	-	NA	NA	RS	1	1
Lykes	NA	NA	NA	NA	0	0
Moore	-	-	-	-	0	0
Notae	NA	1*	RS	3	0	4
J. Robinson	-	-	-	0	0	0
K. Robinson	-	-	-	0	0	0
Toney	NA	7*	9*	6*	4	26*
Umude	NA	NA	NA	NA	6	6
Vanover	-	NA	RS	20	3	23
Wade	NA	JC	23*	12*	3	37*
Williams	-	-	-	3	1	4

GAME 1			64	Mercer	36	25	64	74	
			#15/16 ARKANSAS		28	46	74		
Nov. 9, 2021 • Fayetteville, Ark. • Bud Walton Arena									

Mercer 61 • 0-1

#	Player		Total		3-Ptr	Rebounds			PF	TP	A	TO	Blk	Stl	Min
			FG-FGA	FG-FGA	FT-FTA	Off	Def	Tot							
22	Felipe Haase	f	4-7	2-4	0-0	1	2	3	4	10	3	2	0	1	38
23	James Glisson III	f	4-5	4-5	0-0	1	3	4	1	12	2	3	2	2	31
02	Neftali Alvarez	g	4-13	0-6	0-3	0	3	3	4	8	6	3	0	1	32
20	Jalen Johnson	g	3-8	3-6	0-0	0	2	2	2	9	3	4	0	2	24
25	Shawn Walker Jr.	g	3-9	2-6	2-3	0	4	4	2	10	2	3	0	0	36
01	Kamar Robertson		5-7	2-4	0-0	0	1	1	3	12	0	1	0	0	24
03	Shannon Grant		0-1	0-0	0-0	0	0	0	0	0	1	0	0	0	3
11	Jovan Tucker		0-1	0-0	0-0	1	1	2	0	0	1	0	0	1	12
Team						1	2	3							
Totals			23-51	13-31	2-6	4	18	22	16	61	17	18	2	7	200
FG % 1st Half: 13-27			48.1%	2nd half: 10-24	41.7%	Game: 23-51	45.1%	Deadball Rebounds: 2.1							
3FG % 1st Half: 8-17			47.1%	2nd half: 5-14	35.7%	Game: 13-31	41.9%								
FT % 1st Half: 2-5			40.0%	2nd half: 0-1	0.0%	Game: 2-6	33.3%								

Arkansas 74 • 1-0

#	Player		Total		3-Ptr		Rebounds			PF	TP	A	TO	Blk	Stl	Min
			FG-FGA	FG-FGA	FT-FTA	Off	Def	Tot								
00	Stanley Umude	g	3-7	0-1	0-0	1	2	3	0	6	1	1	0	0	17	
01	JD Notae	g	11-26	5-14	3-4	0	2	2	1	30	2	2	0	7	39	
02	Khalen Robinson	g	0-2	0-2	0-0	0	2	2	1	0	0	0	0	0	9	
04	Davonte Davis	g	0-0	0-0	0-0	0	4	4	1	0	1	5	0	3	34	
05	Au'Diese Toney	g	7-9	0-1	4-6	5	6	11	0	18	2	1	0	1	37	
03	Trey Wade	g	0-0	0-0	0-0	0	0	0	0	0	0	0	0	0	7	
10	Jaylin Williams	g	1-4	0-2	2-4	3	5	8	2	4	5	4	2	1	30	
11	Chris Lykes	g	4-7	1-1	7-8	0	2	2	1	16	1	1	0	0	26	
20	Kamani Johnson	g	0-0	0-0	0-0	1	0	1	0	0	1	1	0	0	1	
Team						1	1	2								
Totals			26-55	6-21	16-22	11	24	35	6	74	13	15	2	12	200	
FG % 1st Half:			10-26	38.5%	2nd half:	16-29	55.2%	Game:	26-55	47.3%	Deadball Rebounds:					
3FG % 1st Half:			3-12	25.0%	2nd half:	3-9	33.3%	Game:	6-21	28.6%	5.2					
FT % 1st Half:			5-9	55.6%	2nd half:	11-13	84.6%	Game:	16-22	72.7%						

Officials: Michael Swoboda, Todd Austin, Mike Nance

Technical fouls: Mercer-None. Arkansas-None.

Attendance: 19200

Score by periods	1st	2nd	Total
Mercer	36	25	61
Arkansas	28	46	74

Last FG - MERCER 2nd-00:11, ARK 2nd-01:43.

Largest lead - MERCER by 10 1st-02:57, ARK by 15 2nd-00:19.

MERCER led for 13:26, ARK led for 24:21. Game was tied for 02:13.

Score tied - 4 times.

Lead changed - 10 times.

GAME 3			80	Northern Iowa	38	42	80	93	
	#15/16 ARKANSAS			40	53	93			
Nov. 17, 2021 • Fayetteville, Ark. • Bud Walton Arena									

Northern Iowa 80 • 1-3

#	Player		Total		3-Ptr		Rebounds					PF	TP	A	TO	Blk	Stl	Min
			FG-FGA	FG-FGA	FT-FTA	Off	Def	Tot										
50	Austin Phyfe	f	0-3	0-1	0-0	0	3	3	0	0	2	2	1	0			18	
00	Nate Heise	g	5-8	2-4	4-6	0	6	6	1	16	3	0	1	1			33	
03	Tywhon Pickford	g	2-4	1-1	0-2	2	3	5	3	5	4	2	0	0			22	
04	AJ Green	g	6-21	4-13	0-0	0	4	4	1	16	1	2	0	0			37	
11	Trae Berhow	g	7-13	7-11	2-2	0	6	6	5	23	1	0	0	2			40	
01	Cole Henry		2-4	0-0	0-0	2	3	5	0	4	4	2	0	0			12	
13	Bowen Born		2-4	1-3	1-1	0	1	1	3	6	1	2	0	0			18	
22	Antwan Kimmons		1-4	0-0	0-0	0	0	0	1	2	0	1	0	0			10	
23	Derek Krogmann		0-0	0-0	0-0	0	0	0	0	0	0	0	0	0			0+	
32	Tytan Anderson		0-0	0-0	0-0	0	0	0	0	0	0	0	0	0			0+	
33	Drew Daniel		0-0	0-0	0-0	0	0	0	0	0	0	0	0	0			0+	
34	James Betz		0-1	0-1	0-0	0	0	0	0	0	0	0	0	0			0+	
35	Noah Carter		2-5	2-3	2-2	2	1	3	0	8	1	1	0	0			10	
Team						3	2	5										
Totals			27-67	17-37	9-13	9	29	38	14	80	17	12	2	3			200	
FG % 1st Half: 13-32			40.6%	2nd half: 14-35	40.0%	Game: 27-67	40.3%	Deadball Rebounds										
3FG % 1st Half: 9-17			52.9%	2nd half: 8-20	40.0%	Game: 17-37	45.9%	2										
FT % 1st Half: 3-6			50.0%	2nd half: 6-7	85.7%	Game: 9-13	69.2%											

Arkansas 93 • 3-0

#	Player		Total		3-Ptr		Rebounds			PF	TP	A	TO	Blk	Stl	Min
			FG-FGA	FG-FGA	FT-FTA	Off	Def	Tot								
10	Jaylin Williams	f	5-8	1-1	0-2	3	3	6	2	11	7	0	3	1	23	
23	Connor Vanover	f	1-4	0-2	0-0	0	1	1	0	2	0	0	1	0	5	
01	JD Notae	f	7-14	1-7	2-2	1	7	8	1	17	9	1	0	2	39	
04	Davonte Davis	g	4-8	2-4	0-0	1	3	4	3	10	1	0	0	1	23	
05	Au'Diese Toney	g	4-6	1-1	4-4	0	6	6	2	13	0	0	1	1	38	
00	Stanley Umude		4-10	1-2	1-2	1	8	9	2	10	1	1	1	1	29	
03	Trey Wade		2-3	0-0	0-0	0	0	0	4	4	1	1	0	0	12	
11	Chris Lykes		8-16	4-7	6-7	0	1	1	0	26	2	2	0	1	31	
Team						1	3	4								
Totals			35-69	10-24	13-17	7	32	39	14	93	21	5	6	7	200	
FG % 1st Half: 17-38			44.7%	2nd half: 18-31	58.1%	Game: 35-69		50.7%	Deadball Rebounds: 2.1							
3FG % 1st Half: 6-16			37.5%	2nd half: 4-8	50.0%	Game: 10-24		41.7%								
FT % 1st Half: 0-3			0.0%	2nd half: 13-14	92.9%	Game: 13-17		76.5%								

Officials: Wil Howard, Rob Rorke, Terry Wymmer

Technical fouls: Northern Iowa-None. Arkansas-None.

Attendance: 19200

Score by periods	1st	2nd	Total
Northern Iowa	38	42	80
Arkansas	40	53	93

Last FG - UNI 2nd-03:13, ARK 2nd-01:27.

Largest lead - UNI by 6 1st-05:49, ARK by 13 2nd-00:18.

UNI led for 11:06, ARK led for 23:08. Game was tied for 05:43.

Score tied - 10 times.

Lead changed - 18 times.

GAME 2			69	Gardner-Webb	26	43	69	86	
			#15/16 ARKANSAS		42	44	86		
Nov. 13, 2021 • Fayetteville, Ark. • Bud Walton Arena									

Gardner-Webb 69 • 0-2

#	Player		Total		3-Ptr		Rebounds			PF	TP	A	TO	Blk	Stl	Min
			FG-FGA	FG-FGA	FT-FTA	Off	Def	Tot								
14	Kareem Reid	F	7-10	0-0	2-3	0	5	5	2	16	1	2	1	0	24	
00	Lance Terry	B	6-11	4-9	0-0	0	1	1	2	16	2	0	0	0	27	
02	Jordan Sears		2-7	1-6	1-2	1	4	5	4	6	3	3	0	0	32	
04	D'Maurian Williams		2-9	2-5	0-0	0	3	3	1	6	1	5	0	0	33	
15	Zion Williams	B	0-3	0-1	0-0	1	2	3	3	0	2	2	0	1	18	
01	Julien Soumaoro		5-7	5-7	5-5	0	2	2	1	20	3	2	0	1	23	
11	Leon Williams		0-0	0-0	0-0	0	0	0	1	0	0	0	0	0	1	
23	Ademide Badmus		1-1	0-0	0-0	1	1	2	1	2	2	0	0	1	16	
23	Anthony Selden		1-5	1-3	0-1	0	4	4	3	3	3	1	1	1	26	
Team						2	2	4								
Totals			24-53	13-31	8-11	5	24	29	18	69	17	15	2	4	200	
FG % 1st Half: 10-28			35.7%	2nd half: 14-25	56.0%	Game: 24-53			45.3%	Deadball						
3FG % 1st Half: 3-13			23.1%	2nd half: 10-18	55.6%	Game: 13-31			41.9%	Rebounds						
FT % 1st Half: 3-4			75.0%	2nd half: 5-7	71.4%	Game: 8-11			72.7%	0.1						