

# ARKANSAS RAZORBACKS

MBB SID: Mike Cawood  
EMAIL: [tmcaewood@uark.edu](mailto:tmcaewood@uark.edu)  
CELL: 479-236-2090

## GAME 6: PENN QUAKERS AT ARKANSAS RAZORBACKS

NOV. 28, 2021 • SUNDAY • 3:00 PM • FAYETTEVILLE, ARK. • BUD WALTON ARENA (19,200)/NOLAN RICHARDSON COURT

2021-22 SCHEDULE / RESULTS					
Date	Day	ARK RANK AP/COACH	OPPONENT Rank AP/Coach	Television	Time (CT)/ Result
Nov. 9	Tues	#16/15	MERCER	SECN+	W 74 61
Fayetteville, Ark.    Bud Walton Arena • Nolan Richardson Court					
Nov. 13	Sat	#16/15	GARDNER-WEBB	SECN+	W 86 69
Fayetteville, Ark.    Bud Walton Arena • Nolan Richardson Court					
Nov. 17	Wed	#16/15	NORTHERN IOWA	SECN+	W 93 80
Fayetteville, Ark.    Bud Walton Arena • Nolan Richardson Court					
Nov. 22	Mon	#13/12	vs. Kansas State +	ESPNEWS	W 72 64
Kansas City, Mo.    T-Mobile Center					
Nov. 23	Tues		vs. Cincinnati +	ESPN2	W 73 67
Kansas City, Mo.    T-Mobile Center					
Nov. 28	Sun		Penn	SEC Network	3:00 pm
Fayetteville, Ark.    Bud Walton Arena • Nolan Richardson Court					
Dec. 1	Wed		CENTRAL ARKANSAS	SECN+	7:00 pm
Fayetteville, Ark.    Bud Walton Arena • Nolan Richardson Court					
Dec. 4	Sat		LITTLE ROCK	SEC Network	3:00 pm
Fayetteville, Ark.    Bud Walton Arena • Nolan Richardson Court					
Dec. 7	Tues		CHARLOTTE	SEC Network	8:00 pm
Fayetteville, Ark.    Bud Walton Arena • Nolan Richardson Court					
Dec. 11	Sat		vs. Oklahoma	ESPN2	12:30 pm
Tulsa, Okla.    BOK Center					
Dec. 18	Sat		vs. HOFSTRA	--	7:00 pm
North Little Rock, Ark.    Simmons Bank Arena					
Dec. 21	Tues		ELON	SEC Network	6:00 pm
Fayetteville, Ark.    Bud Walton Arena • Nolan Richardson Court					
Dec. 29	Wed		at Mississippi State *	SEC Network	8:00 pm
Starkville, Miss.    Humphrey Coliseum					
Jan. 4	Tues		VANDERBILT *	SEC Network	7:30 pm
Fayetteville, Ark.    Bud Walton Arena • Nolan Richardson Court					
Jan. 8	Sat		at Texas A&M *	SEC Network	Noon
Bryan-College Station, Texas    Reed Arena					
Jan. 12	Wed		MISSOURI *	SEC Network	8:00 pm
Fayetteville, Ark.    Bud Walton Arena • Nolan Richardson Court					
Jan. 15	Sat		at LSU *	ESPN	1:00 pm
Baton Rouge, La.    Pete Maravich Assembly Center					
Jan. 18	Tues		SOUTH CAROLINA *	SEC Network	6:00 pm
Fayetteville, Ark.    Bud Walton Arena • Nolan Richardson Court					
Jan. 22	Sat		TEXAS A&M *	SEC Network	7:30 pm
Fayetteville, Ark.    Bud Walton Arena • Nolan Richardson Court					
Jan. 26	Wed		at Ole Miss *	SEC Network	6:00 pm
Oxford, Miss.    Sandy and John Black Pavilion at Ole Miss					
Jan. 29	Sat		WEST VIRGINIA %	ESPN/2	1:00 pm
Fayetteville, Ark.    Bud Walton Arena • Nolan Richardson Court					
Feb. 2	Wed		at Georgia *	ESPN2/U	6:00 pm
Athens, Ga.    Stegeman Coliseum					
Feb. 5	Sat		MISSISSIPPI STATE *	SEC Network	7:30 pm
Fayetteville, Ark.    Bud Walton Arena • Nolan Richardson Court					
Feb. 8	Tues		AUBURN *	ESPN/2	6:00 pm
Fayetteville, Ark.    Bud Walton Arena • Nolan Richardson Court					
Feb. 12	Sat		at Alabama *	ESPN/2	11:00 am
Tuscaloosa, Ala.    Coleman Coliseum					
Feb. 15	Tues		at Missouri *	SEC Network	8:00 pm
Columbia, Mo.    Mizzou Arena					
Feb. 19	Sat		TENNESSEE *	ESPN/2	TBA
Fayetteville, Ark.    Bud Walton Arena • Nolan Richardson Court					
Feb. 22	Tues		at Florida *	ESPN/2	6:00 pm
Gainesville, Fla.    Exactech Arena at Stephen C. O'Connell Center					
Feb. 26	Sat		KENTUCKY *	CBS	1:00 pm
Fayetteville, Ark.    Bud Walton Arena • Nolan Richardson Court					
Mar. 2	Wed		LSU *	ESPN2/U	8:00 pm
Fayetteville, Ark.    Bud Walton Arena • Nolan Richardson Court					
Mar. 5	Sat		at Tennessee *	ESPN/2	TBA
Knoxville, Tenn.    Thompson-Boling Arena					
Mar. 9-13	Wed-Sun		SEC Tournament ^		
Tampa, Fla.    Amalie Arena					
Mar. 17-20	Thurs-Sun		NCAA 1st and 2nd Rounds \$		
Portland • Buffalo • Indianapolis • Fort Worth • Milwaukee • Greenville (S.C.) • Pittsburgh • San Diego					
Mar. 24-27	Thurs-Sun		NCAA Regional Rounds \$		
San Francisco • San Antonio • Philadelphia • Chicago					
Apr. 2-4	Sat-Mon		NCAA Final Four \$		
New Orleans, La. (Mercedes-Benz Superdome)					

\* - Southeastern Conference game  
% - SEC/Big 12 Challenge  
\$ = NCAA Championship

+ - Hall of Fame Classic  
^ - SEC Tournament



@RazorbackMBB  
@EricP Musselman



@RazorbackMBB  
@ericpmusselman



/RazorbackMBB

## #13/12 ARKANSAS RAZORBACKS

Eric Musselman (San Diego '87)  
at UA: 50-19 (3rd) Collegiate: 160-53 (6th)



## PENN QUAKERS

Steve Donahue (Ursinus '84)  
at Penn: 86-69 (6th) Career: 286-283 (20th)

OVERALL SEC 5-0 0-0

### - GAME COVERAGE -

**TELEVISION: ESPNEWS**  
Tom Hart (PxP) || Jon Sunvold (Analyst)

**RADIO: LEARFIELD RAZORBACK SPORTS NETWORK**  
Chuck Barrett (PxP) || Matt Zimmerman (Analyst)

**SATELLITE RADIO:**  
Sirius: 84 || XM: 84 || Online Channel: 84

**ONLINE:**  
LIVE STATS: [www.Arkansas.StatBroadcast.com](http://www.Arkansas.StatBroadcast.com)  
STREAMING VIDEO: <http://www.espn.com/watch/player?id=3cd5e419-800d-4f71-af25-2621bd34ae27>

### Versus Penn

- This will be the first meeting between Arkansas and Penn.
- Arkansas is 1-1 all-time versus team from the Ivy league:  
lost Cornell 78-77 1972 Razorback Classic (Little Rock)  
def. Princeton 68-64 1990 NCAA Tourney 1st Rd (Austin)

### Razorbacks Win Hall of Fame Classic

- Arkansas defeated Kansas State then Cincinnati Nov. 22 and 23 to win the Hall of Fame Classic in Kansas City. The Razorbacks accomplished each a little different but had two things in common.

### COMMONALITY

- Arkansas made clutch free throws down the stretch  
^ Up 8, Chris Lykes was 10-of-10 at the line inside the final 1:46 vs K-State  
^ Up 1, Chris Lykes was 4-of-4 at the line inside the final 21 seconds
- Arkansas defended the 3 ball.  
^ K-State entered the game 10th in the NCAA in 3PT% (.439) and Arkansas was 341st in the NCAA in 3PT% Defense (.434). Arkansas (Davonte Davis and JD Notae in particular) held the Wildcats to 3-of-22 (.136) from deep. The Wildcats missed their first 13 triples and did not make a 3-pointer until 12:16 in the 2nd half. K-State's Nigel Pack was 5th in the NCAA in 3PT% (.636) but was 1-of-6 with his lone make coming with 54 seconds left.  
^ Cincinnati was 8-of-24 (.333) from 3-point range and Arkansas (Au'Diese Toney specifically) held the Bearcats' Jeremiah Davenport to zero points (0-f-4 FG; 0-3 3PT. Davenport entered as UC's leading scorer (13.8 ppg) and and 3-point shooter (13-of-32; .406).
- After the two games, Arkansas "climbed" from 341st in the NCAA in 3PT% Defense to 300th.

### DIFFERENCES

- In game 1 vs K-State, Arkansas led big early but struggled in the second half. In fact, After Arkansas took a 4-2 lead at 18:31 in the first half, K-State never tied or led the Hogs the rest of the game.  
^ The Razorbacks stepped on the gas peddle early and led by 18 at the break. The Hogs held K-State to 25.9 FG% and forced 8 turnovers while committing just three.  
^ In the second half, K-State shot 46.9 FG% and committed seven turnovers compared nine by Arkansas. However maintained a double-digit lead until 8:37 (56-47) and again until 4:32 (60-52). After the first two of 10 FT by Lykes, Arkansas went back up 10 with 1:46 left and held on.
- In game 2 vs Cincy, neither team could establish dominance with the game featuring 11 ties and 14 lead changes. Cincinnati's largest lead was just 4 on several occasions and Arkansas' largest lead was just 6 several times, including the final score.  
^ While the rebounds were even vs K-State, Arkansas won the battle of the boards, 46-32, including 18 offensive boards.  
^ Arkansas led 61-60 at the five minute mark, but trailed by one (67-66) with two minutes left. JD Notae set the stage for the win with a steal with 1:39 left to start a 4-0 run to give a lead it would not relinquish.


### SERIES INFO:

- FIRST MEETING •

### ARK VS IVY:

Cornell	0-1	12/29/1972	L 77-78 (LR)
Princeton	1-0	03/15/90	W 68-64 (NCAA)

NCAA STAT COMPARISON			
79.6	76th	Scoring Off.	70.6 216th
68.2	168th	Scoring Def.	76.9 299th
+11.4	89th	Scoring Margin	-6.2 293rd
.434	204th	FG%	.437 193rd
.415	169th	FG% Def.	.452 277th
.315	238th	3PT%	.377 65th
7.0	209th	3PT Made/Gm	9.8 50th
.372	300th	3PT% Def.	.364 278th
.742	82nd	FT%	.736 95th
+7.6	128th	Reb. Margin	-2.5 269th
15.6	71st	Assists/Gm	14.0 145th
1.50	30th	A/T0 Ratio	0.94 205th
+4.4	53rd	T0 Margin	-3.4 304th
3.8	126th	Blocks/Gm	3.2 184th
7.6	128th	Steals/Gm	5.5 278th
14.4	47th	Fouls/Gm	16.1 132nd



"Players at ALL levels should watch extensive tape on Jaylin Williams: Makes as many NON SCORING big plays as anyone in college basketball."

-Jon Rothstein

- Leads team in Rebounds
- Leads team in Charges Taken
- Leads team in Assists

### BEST PASSING BIG MEN (6-9+, Avg. 4.0+)

Player	School	HT/Pos	Avg.	(Tot/Gms)
Kevin Marfo	Quinnipiac	6-9 / F	4.6	(23/5)
Jaylin Williams	ARK	6-10 / F	4.4	(22/5)
Drew Peterson	Southern Cal	6-9 / G	4.2	(25/6)
Neal Quinn	Lafayette	7-0 / F	4.0	(20/5)

1994 NCAA CHAMPION 3 NAISMITH HALL OF FAMERS 6 FINAL FOURS 10 ELITE EIGHTS 11 SWEET SIXTEENS 33 ALL AMERICANS 35 NCAA BERTHS 40 NBA DRAFT PICKS 1995 NCAA RUNNER-UP

# THE RAZORBACKS

No.	Name	Pos.	Yr.	Ht.	Wt.	Hometown	High School / Previous School	Wing Span	Standing Reach	Vertical	Max Vertical	
0	Stanley Umude	Uh-Moo-day	G	Gr.Sr.	6-6	210	San Antonio, Texas	Warren HS / South Dakota	6' 10"	8' 6"	35"	42"
1	JD Notae	No-Tay	G	* Sr.	6-2	190	Covington, Ga.	Newton HS / Jacksonville	6' 6.5"	8' 0"	33"	42"
2	Khalen "KK" Robinson	Kay-lin	G	* So.	6-0	180	Little Rock, Ark.	Oak Hill (Va.) Academy	6' 7"	8' 0"	31"	37"
3	Trey Wade		F	Gr.Sr.	6-6	225	Marietta, Ga.	South Cobb HS / Wichita State	6' 11"	8' 7"	31.5"	38"
4	Davonte "Devo" Davis		G	* So.	6-4	185	Jacksonville, Ark.	Jacksonville HS	6' 7"	8' 3"	30	35"
5	Au'Diese Toney	Awe-Deece	G	* Sr.	6-6	205	Huntsville, Ala.	Trinity Christian (N.C.) Academy / Pittsburgh	6' 8"	8' 5"	34.5"	40.5"
10	Jaylin Williams		F	* So.	6-10	240	Fort Smith, Ark.	Fort Smith Northside HS	7' 1.5"	9' 0"	26"	35"
11	Chris Lykes	"Likes"	G	Gr.Sr.	5-7	160	Mitchellville, Md.	Gonzaga College (D.C.) HS / Miami	5' 11"	7' 1"	34"	45"
13	Chance Moore		G	Fr.	6-5	190	Brookhaven, Ga.	McEachern HS	6' 9"	8' 8.5"	29"	37"
14	Jaxson Robinson		G	* So.	6-6	190	Ada, Okla.	Ada HS / Texas A&M	7' 0"	8' 7"	30"	33.5"
20	Kamani Johnson	Kuh-ma-Nee	F	R-Jr.	6-7	230	Brooklyn, N.Y.	Holy Spirit (Ga.) Prep School / Little Rock	6' 10"	8' 9"	29"	35"
21	Cade Arbogast	(ineligible / transfer)	G	So.	6-3	170	Concord, Calif.	De La Salle HS / Lane (Ore.) CC	6' 3"	8' 0"	26"	31"
23	Connor Vanover		F	* Jr.	7-3	225	Little Rock, Ark.	Findlay (Nev.) Prep / California	7' 5.5"	9' 10"	21"	24.5"
45	Lawson Blake		F	Fr.	6-10	225	Fayetteville, Ark.	Fayetteville HS / Link Year Prep (Mo.)	6' 6"	8' 7"	31.5"	38"

**\* - WILL BE GRANTED AN EXTRA YEAR OF ELIGIBILITY DUE TO COVID 19 in 2020-21**

Head Coach: Eric Musselman (San Diego, 1987)

Assistant Coach: Clay Moser (Wisconsin-La Crosse, 1987)

Assistant Coach: Gus Argenal (UC Davis, 2004) • pronounced *Are-GIN-nall*

Assistant Coach: Keith Smart (Indiana, 1995)

Director of Operations: Anthony Ruta (Arizona State, 2012) • pronounced *ROO-tah*

Director of Recruiting/Asst. Dir. of Operations: Michael Musselman (San Diego, 2018)

Head Athletic Trainer: Matt Townsend (Idaho, 2017)

Graduate Assistants: Caleb Cline (South Dakota, 2020) • Raheem Martin (Greensboro College, 2016) • Jake Alburtus (Western Michigan, 2020) • Markus Black (Florida A&M, 2010) • Sam Little (Texas, 2020) • Ty McHone (Charlotte, 2019) • Trey Smith (Findlay, 2020) • Camden Taylor (North Carolina A&T, 2019)

Director of Scouting and Analytics: Hays Myers (LSU, 2016)

Director of Player Development: Mike Ekanem (Texas Lutheran, 2005) • pronounced *EE-con-EM*

Director of Internal Operations: Riley Hall (Arkansas, 2016)

Recruiting Coordinator: Ronnie Brewer Jr. (Arkansas, 2015)

Asst. Director for Basketball Operations: Jon Blake (Arkansas, 2015)

Head Strength Coach: Dave Richardson (Louisiana-Monroe, 1989)



**0 • Stanley UMUDE**  
South Dakota '21 • General Studies  
2nd Undergrad: Arts & Sciences



**1 • JD NOTAE**  
Recreation and Sport Management



**2 • Khalin "KK" ROBINSON**  
Recreation and Sport Management



**3 • Trey WADE**  
Wichita State '21 • General Studies  
Master's in Adult & Lifelong Learning



**4 • Davonte "Devo" DAVIS**  
Recreation and Sport Management



**5 • Au'Diese TONEY**  
Communications



**10 • Jaylin WILLIAMS**  
Recreation and Sport Management



**11 • Chris LYKES**  
Miami '21 • Sport Admin/Marketing  
2nd Undergrad: Arts & Sciences



**13 • Chance MOORE**  
Recreation and Sport Management



**14 • Jaxson ROBINSON**  
Arts and Sciences



**20 • Kamani JOHNSON**  
Communications



**21 • Cade ARBOGAST**  
Communications



**23 • Connor VANOVER**  
Communications



**45 • Lawson BLAKE**  
Exercise Science



**Eric MUSSELMAN**  
Head Coach



**Clay MOSER**  
Assistant Coach



**Gus ARGENAL**  
Assistant Coach



**Keith SMART**  
Assistant Coach



**Anthony RUTA**  
Director of Basketball Operations



**Hays MYERS**  
Director of Scouting & Analytics



**Michael MUSSELMAN**  
Dir. of Recruiting/Asst. Dir. Ops



**Riley HALL**  
Director of Internal Operations



**Mike EKANEM**  
Dir. of Player Development



**Ronnie BREWER Jr.**  
Recruiting Coordinator



**Jon BLAKE**  
Ast. Dir. of Administration

## ABOUT ARKANSAS

Location.....Fayetteville, Ark.  
Enrollment.....27,559  
Founded.....1871  
Colors.....Cardinal (PMS 201) and White  
Nickname.....Razorbacks  
Conference.....Southeastern (SEC)  
System President.....Dr. Donald R. Bobbitt (Arkansas, 1980)  
Interim Chancellor ...Dr. Charles F. Robinson (Houston, 1987)  
Vice Chancellor / AD.....Hunter Yurachek (Guilford, 1990)  
Faculty Representative.....Gerald Jordan (Arkansas, 1970)  
Deputy AD/MBB Admin....Clayton Hamilton (Arkansas, 1994)  
Arena (Capacity).....Bud Walton Arena (19,200)

## HISTORY

First Year of Basketball.....1923-24  
Seasons.....99th  
Head Coaches.....13  
Overall Conference Championships.....24 (2 SEC, 22 SWC)  
NCAA Tournament Record / App.....45-33 (.577) / 34  
NIT Record / App.....6-5 / 4  
SEC Tournament Record.....29-28



## Toney Named Hall of Fame Classic MVP; Lykes All-Tournament

- Au'Diese Toney was named the Hall of Fame Classic MVP and Chris Lykes joined him on the All-Tournament Team.
- **TONEY vs K-State: 13 pts / 9 rebs (6 offensive) vs. Cincy: 19 pts / 9 rebs (6 offensive)**
  - ^ Led Arkansas by scoring 16.0 ppg and averaged 9.0 rebounds. As Coach Musselman noted, all without having one play drawn up for him. All his points came off hustle plays (averaging 6.0 offensive rebounds) and strong cutting to the rim.
  - ^ Was 12-of-15 at the free throw line (5-of-7 vs K-State and 7-of-8 vs Cincy)
  - ^ Held Cincy's top scorer - Jeremiah Davenport - to ZERO points (0-of-4 FG / 0-of-2 3PT).
- **LYKES vs K-State: 14 pts / 10-of-10 FT vs. Cincy: 15 pts / 8-of-10 FT**
  - ^ Scored 10 of his 14 points vs K-State inside the final 1:46, going 10-of-10 at the free throw line.
  - ^ Scored 8 of his 15 points vs Cincy at the free throw line, going 8-of-10 overall and 4-of-4 inside the final 21 seconds.

## Arkansas Has "Spurtability"

- Arkansas head coach Eric Musselman says his team has spurtability.
- Versus **Mercer**, Arkansas was down one (54-53) with 9:41 to play before going on an **18-3 over an eight-minute span** to claim a 74-61 victory. The Razorbacks forced seven turnovers during the span and held Mercer to 1-of-7 shooting.
- The **Gardner-Webb** game was tied, 15-15, with seven minutes to play in the first half. GWU went on a 6-0 run before the Hogs answered with a **14-0 run**. Ultimately, Arkansas would **out-score the Runnin' Bulldogs 29-5 over a 6:41 span**, putting the Razorbacks up 18 (44-26) at the 19:44 mark of the second half.
- Against **Northern Iowa**, Arkansas was down three (75-72) with 4:25 left to play. Chris Lykes hit a 3-pointer to tie the game and ignited a **21-5 run over the final 4:10** to give Arkansas the 13-point win. Specifically, Arkansas was down one (79-78 with 3:13 left) before going on a **13-0 run** for a 90-78 cushion with 50 seconds left.

### HOWEVER...

- **Arkansas did not have a double-digit run in either of its games in the Hall of Fame Classic, producing a best run of 8-0 in both.**
- Arkansas' 8-0 run versus K-State came early in the first half with the game tied 2-2. **HOWEVER**, including that **8-0 run and 7-0 run**, Arkansas pushed its lead to 17 (28-11) **thanks to an overall 26-9 run over 10:29**.
- Versus Cincinnati, Arkansas also only had an 8-0 run. **HOWEVER**, Down two (45-43 with 11:38 left), Arkansas used its **8-0 run to lead 51-45** with 10:15 left. Later, down four with 6:47 left, Arkansas had a **9-2 run to lead by 3** (63-60) with 3:53 left. Last, **down one (67-66 with 2:31 left), Arkansas scored the final 7 points of the game for a the 73-67 win.**

## Notae Not Just a Scoring Threat

- JD Notae struggled shooting the ball in Kansas City. While he averaged 12.0 ppg (third-best on the team) he was just 8-of-34 from the field (.235) and 7-of-17 (.235) from 3-point range. However, he did not let that affect other parts of his game as he led the team with six (five vs K-State) and five steals (including THE key steal in the Cincy win).
- Versus Northern Iowa, JD Notae just missed his second career triple-double with 17 points, 9 assists and 8 rebounds. Oh, by the way, he only committed one turnover in 38:52 minutes played.
  - ^ Notae is the first Razorback to get at least 17 points, 8 rebounds and 9 assists in a game since Courtney Fortson's triple-double (20-10-11) against North Carolina Central on 12/10/2008. (HogStats)
- Notae, known as a scorer, had to take over at point guard versus UNI early in the second half after Davonte Davis exited with a flagrant 2 foul. **Seven of Notae's nine assists came in the second half as did six of his eight rebounds.**
- Notae gets it done defensively. **Coach Musselman says he is our best off-ball defender and joins Davonte Davis as our best on-ball defenders.**

## Noting Notae

- Notae is the only Razorback to score in double-digits all five games.
- Notae scored 30 in the season opener.
  - ^ His third career 30+ point game and his best effort as a Razorback.
  - ^ The sixth Razorback to score at least 30 in a season opener.
  - ^ Marked the 134th time in Arkansas history a player has scored at least 30 points and Notae was the 50th Razorback to accomplish the feat.
- **Notae ranks 2nd in the SEC in scoring (17.8 ppg).**
- **NOTAE RANKS 4TH IN THE NCAA (2ND IN THE SEC) IN STEALS** (3.20). He had seven steals versus Mercer, which ranks 8th on the Arkansas single-game list.
- Notae leads the SEC in minutes per game (36:05) and had committed only 10 turnovers despite the ball being in his hands a lot. He ranks second on the team with 17 assists.

## Williams is Willing Passer ... Hits the Boards ... And Takes Charge

### PASSING

- Jaylin Williams has been Arkansas' top passer through five games, posting career-highs in each of the first three games with five assists versus Mercer, five assists versus Gardner-Webb and seven assists versus Northern Iowa. He also led the team with four assists in the win over Cincinnati.
- **WILLIAMS IS 1 OF 4 PLAYERS 6-8 OR TALLER IN THE NCAA TO AVERAGE AT LEAST 4.0 ASSISTS PER GAME.**
  - ^ **Williams ranks 7th in the SEC in assists per game (4.4).**
  - ^ Williams ranks 7th in the SEC in assist-to-turnover ratio (2.44)
- \* Williams was a good passer last year, especially late in the year, but his comparison tells is all.

**2020-21 21 assists 24 turnovers 26 games**  
**2021-22 22 assists 9 turnovers 5 games**

### REBOUNDING

- Jaylin Williams has had at least six rebounds in all five games.
  - ^ Ranks 4th in the SEC in defensive rebounds (6.2)
  - ^ Ranks 7th in the SEC in overall rebounds (82)
  - ^ Talled a **career-high 11 versus Cincinnati** and **eight each versus Mercer, Gardner-Webb and Kansas State.**

### TAKING CHARGES

- Jaylin Williams led the team by taking 16 charges last season and leads the team by taking 9 charges this season.
  - ^ Williams took an impressive four charges versus Cincinnati, including one with nine seconds left to help seal the win.
  - ^ Williams took three charges in the win versus Gardner-Webb.

## PRESEASON PRAISE

### Davonte Davis

- Preseason 2nd Tm All-SEC (Media)
- Preseason 2nd Tm All-SEC (Coaches)
- 1 of 20 Break-Out Players (Jon Rothstein - College Hoops Today)

### CHRIS LYKES

- 2022 Jersey Mike's Naismith Trophy Watch List
- #20 ranked returning player in college basketball (Andy Katz - March Madness)
- #51 on CBSSports.com Top 100 and 1 Best College Basketball Players entering 2021-22
- 1 of 30 Impact Transfers (Jon Rothstein - College Hoops Today)

### JD Notae

- Preseason 1st Tm All-SEC (Coaches)

### Jaylin Williams

- 1 of 20 Under-The Radar Break-Out Player (Jon Rothstein - College Hoops Today)
- 1 of 20 Glue Guys (Jon Rothstein - College Hoops Today)

## Razorback Transfers Bring Lots of Scoring

Arkansas has five transfers that are immediately eligible this year, one that had to sit-out last season and two that played last year, but had to sit out the 2019-20 season. Here is the breakdown

- **5 immediately eligible transfers 4,125 pts**
  - ^ Stanley Umude 1,520 at South Dakota
  - ^ Chris Lykes 1,256 at Miami
  - ^ Au'Diese Toney 763 at Pitt
  - ^ Trey Wade 556 at UTEP/Wichita St.
  - ^ Jaxson Robinson 30 at Texas A&M
- **1 sit-out transfer 479 pts**
  - ^ Kamani Johnson 479 at Little Rock
- **2 previous sit-outs 1,138 pts**
  - ^ JD Notae 929 at Jacksonville
  - ^ Connor Vanover 209 at Cal

### Transfers Eligible for 2021-22 (D-I pts only)

School	No.	Points
<b>Arkansas</b>	<b>6</b>	<b>4,604</b>
Florida	4	3,882
SMU	4	3,733
Penn State	4	3,577
Kentucky	4	3,538
Georgia	5	3,354

### Total Transfers on Roster (pts at previous D-I only)

School	No.	Points
<b>Arkansas</b>	<b>8</b>	<b>5,742</b>
Florida	6	4,615
Kentucky	5	4,175
Penn State	5	4,728

## 2020-21 MISCELLANEOUS STATS

### DOUBLE-FIGURE SCORING GAMES

Player	17-18	18-19	19-20	20-21	21-22	Career
Davis	NA	NA	NA	14	2	16
Johnson	NA	5	15	RS	-	20
Lykes	16	27	21	2*	4	70
Moore	NA	NA	NA	NA	-	-
Notae	23	24	RS	21	5	73
J. Robinson	NA	NA	NA	0	-	0
K. Robinson	NA	NA	NA	1	-	1
Toney	NA	9	14	12	4	39
Umude	0	19	28	24	2	73
Vanover	NA	9	RS	7	2	18
Wade	9	JC	9	3	-	21
Williams	NA	NA	NA	1	1	2

### 20+ POINT SCORING GAMES

Player	17-18	18-19	19-20	20-21	21-22	Career
Davis	NA	NA	NA	1	-	1
Johnson	NA	0	3	RS	-	3
Lykes	0	10	6	1*	1	18
Notae	7	8	RS	5	1	21
Toney	NA	1	2	3	-	6
Umude	0	8	9	14	-	31
Vanover	NA	1	RS	1	-	2
Wade	1	JC	1	1	-	3

### 30+/40+ POINT SCORING GAMES

Player	17-18	18-19	19-20	20-21	21-22	Career
Johnson	NA	0/0	2/0	RS	-/-	2 / 0
Notae	1/0	1/1	RS	0/0	1/0	3 / 1
Umude	0/0	1/0	0/0	5/1	-/-	6 / 1

### 3+ THREE-POINTERS IN A GAME

Player	17-18	18-19	19-20	20-21	21-22	Career
Lykes	5	10	6	1*	1	23
Notae	7	11	RS	7	2	27
Robinson	NA	NA	NA	1	-	1
Toney	NA	0	1	1	-	2
Umude	0	1	2	5	-	8
Vanover	NA	1	RS	1	-	2
Wade	1	JC	2	1	-	4

### 5+ THREE-POINTERS IN A GAME

Player	17-18	18-19	19-20	20-21	21-22	Career
Lykes	0	2	2	0*	-	4
Notae	2	4	RS	0	1	7
Umude	0	0	0	2	-	2
Vanover	NA	1	RS	0	-	1

### DOUBLE FIGURE REBOUNDING GAMES

Player	17-18	18-19	19-20	20-21	21-22	Career
Johnson	NA	1	6	RS	-	7
Notae	2	3	RS	0	-	5
Toney	NA	1	1	2	1	5
Umude	0	4	5	5	-	14
Vanover	NA	0	RS	2	-	2
Wade	1	JC	3	1	-	5
Williams	NA	NA	NA	4	1	5

### DOUBLE FIGURE ASSISTS GAMES

Player	17-18	18-19	19-20	20-21	21-22	Career
Notae	0	1	RS	0	-	1

### DOUBLE-DOUBLES

Player	17-18	18-19	19-20	20-21	21-22	Career
Johnson	NA	0	4	RS	-	4
Notae	2	3	RS	0	-	5
Toney	NA	0	1	2	1	4
Umude	0	3	5	5	-	13
Wade	1	JC	2	0	-	3

### TRIPLE-DOUBLES

Player	17-18	18-19	19-20	20-21	21-22	Career
Notae	0	1	RS	0	-	1

### 5+ ASSIST GAMES

Player	17-18	18-19	19-20	20-21	21-22	Career
Davis	NA	NA	NA	2	1	3
Johnson	NA	0	3	RS	-	3
Lykes	6	6	3	2*	-	17
Notae	2	9	RS	3	2	16
Toney	NA	0	0	2	-	2
Umude	0	1	3	7	-	11
Wade	0	JC	0	2	-	2
Williams	NA	NA	NA	0	3	3

### 3+ STEALS IN A GAME

Player	17-18	18-19	19-20	20-21	21-22	Career
Davis	NA	NA	NA	2	1	3
Johnson	NA	1	0	RS	-	1
Lykes	1	4	2	1*	-	8
Notae	11	8	RS	6	2	27
Toney	NA	1	4	1	-	6
Umude	0	2	1	2	-	5
Vanover	NA	0	RS	1	-	1
Wade	1	JC	1	1	-	3

### 3+ BLOCKS IN A GAME

Player	17-18	18-19	19-20	20-21	21-22	Career
Notae	1	2	RS	1	-	4
Umude	0	5	6	1	-	12
Vanover	NA	5	RS	8	1	14
Wade	2	JC	1	0	-	3
Williams	NA	NA	NA	1	1	2

## Taking Care of the Ball

- Arkansas had 15 turnovers (with just 13 assists) in the season opener but has only turned the ball over 14 times in games two and three combined (with a combined 44 assists). The pendulum swayed back a little in Kansas City as Arkansas committed 23 turnovers with 21 assists.
- HOWEVER**, the Razorbacks **lead the SEC** (30th in the NCAA) **in assist-to-turnover ratio** (1.50) and **lead the SEC** (30th in the NCAA) **in fewest turnover per game** (10.4).
- In his first six years as a collegiate head coach, Eric Musselman's teams have ranked either 1st or 2nd in their league four times in both in assist-to-turnover ratio and in fewest turnovers.
- Below are Musselman's teams' ranking in the **NCAA (first)** and in their respective leagues (**second**) in the categories:

	2015-16	2016-17	2017-18	2018-19	2019-20	2020-21	<b>2021-22</b>
Assist-Turnover Ratio	232 / 9	<b>13 / 1</b>	<b>2 / 1</b>	<b>15 / 1</b>	140 / 4	<b>103 / 2</b>	<b>29 / 1</b>
Fewest TO/Gm	208 / 7	<b>26 / 2</b>	<b>4 / 1</b>	<b>13 / 1</b>	<b>47 / 1</b>	151 / 3	<b>29 / 1</b>

## Second Half Surge

- Eric Musselman must give some great halftime speeches as the Razorbacks out-score their opponents by 5.8 points in the second half in his two-plus years at Arkansas.
- Notably this year, Arkansas scored 53 second-half points to defeat UNI and 47 second-half points versus Cincinnati.
- The only game Arkansas has been out-scored in the second half this season is Kansas State (40-30).
- Under Musselman, Arkansas has scored at least 50 pts in a half 12 times and just in the second half 9 times.**
- ^ 209-20 ARK 2nd HALF: 1,304 pts OPP 2nd Half: 1,173 pts DIFF: ARK +131 or 4.1 avg. (32 gms)
- ^ 2020-21 ARK 2nd HALF: 1,388 pts OPP 2nd Half: 1,150 pts DIFF: ARK +238 or 7.4 avg (32 gms)
- ^ 2021-22 ARK 2nd HALF: 220 pts OPP 2nd Half: 187 pts DIFF: ARK +33 or 6.6 avg (5 gms)
- TOTALS ARK 2nd HALF: 2,912 pts OPP 2nd Half: 2,510 pts DIFF: ARK +402 or 5.8 avg (69 gms)**

- By comparison in the first half under Musselman: ARK (2,407 pts) and OPP (2,220 pts) for a difference of ARK +187 (2.8 avg.)
- According to HogStats, Musselman's 5.8 second-half differential is the best second-half scoring margin among the last eight Razorback head coaches.
- +5.8 PPG in the second half Eric Musselman 2019-pres.
- +4.7 PPG in the second half Nolan Richardson 1985-02
- +3.6 PPG in the second half Eddie Sutton 1975-85
- +2.7 PPG in the second half Mike Anderson 2011-19
- +2.2 PPG in the second half Stan Heath 2002-07
- +0.8 PPG in the second half John Pelphrey 2007-11
- +0.8 PPG in the second half Lanny Van Eman 1970-74
- 1.6 PPG in the second half Duddy Waller 1966-70

## Freebies

- Like his team's propensity to take care of the ball, Eric Musselman's collegiate teams do a great job getting to the free throw line. In fact, his teams have either ranked 1st or 2nd in the leagues and among the NCAA top 25 in each of his first six years.
  - ^ This year, Arkansas leads the SEC in both free throws made and attempts.**
  - Below are Musselman's teams' ranking in the **NCAA (first)** and in their respective leagues (**second**) in the categories:
- |             | 2015-16      | 2016-17       | 2017-18       | 2018-19       | 2019-20      | 2020-21      | <b>2021-22</b> |
|-------------|--------------|---------------|---------------|---------------|--------------|--------------|----------------|
| FT Attempts | <b>2 / 1</b> | <b>13 / 1</b> | <b>16 / 2</b> | <b>16 / 1</b> | <b>8 / 2</b> | <b>4 / 1</b> | <b>86 / 4</b>  |
| FT Made     | <b>1 / 1</b> | <b>24 / 2</b> | <b>9 / 1</b>  | <b>17 / 1</b> | <b>3 / 1</b> | <b>2 / 1</b> | <b>71 / 3</b>  |
- 2016-17 Jordan Caroline ranked 10th in the NCAA in FT attempts (251) and Marcus Marshall was 33rd in FT made (164)
  - \* 2017-18 Jordan Caroline ranked 8th in the NCAA in FT attempts (251) and 26th in FT made (178)
  - 2019-20 Mason Jones led the NCAA in free throws made (233) and attempted (282)
  - 2020-21 Moses Moody ranked 2nd in the NCAA in free throws made (151) and attempted (186)
  - 2021-22 Chris Lykes ranks 18th in the NCAA (1st in the SEC) in free throws made (31) and 31st in attempts (37)**
  - ^ Lykes padded his numbers at the Hall of Fame Classic by making 18-of-20
  - ^ Lykes made 10-of-10 FT vs Kansas State ... all inside the final 1:46
  - ^ Lykes made 8-of-10 FT vs Cincinnati .... including 4-f-4 inside the final 21 seconds

## Lykes Comes Up Big

- Chris Lykes is on the **Jersey Mike's Naismith Trophy Watch List** and, right now, **perhaps the leader for the nation's Sixth Man of the Year.**
- He led the team in scoring in back-to-back games with 26 points versus Northern Iowa and 14 versus Kansas State.
- The 26-point performance versus UNI was two points off his career high and his 17th career 20-point game.
- ^ Also, his 26 points was just the 11th time since Arkansas joined the SEC (1991-92) that a Razorback scored 26+ points off the bench. Other players were JD Notae, Daryl Macon, BJ Young (2x), Jason Henry, Pat Beverley, Jannerro Pargo (2x), Al Dillard and Corliss Williamson. (HogStats)**
- ^ Versus K-State, Lykes scored a game-high 14 pts (as did Vanover) and was 10-of-10 from the free throw line inside the final 1:46 to seal the win.
- ^ Versus Cincinnati, Lykes was 8-of-10 from the free throw line, including 4-of-4 inside the final 21 seconds to seal the win.
- He leads the SEC free throws made (31) and is 2nd in attempts (37), ranking 18th and 31st nationally, respectively.**

## Vanover Is Big Too

- Connor Vanover helped Arkansas take an 18-point, halftime lead versus Kansas State as he scored 10 of his game-high 14 points in the first period. (Lykes also scored 14 in the game)
- ^ Vanover, like Lykes, did most of his damage at the free throw line going 8-of-8 in the first half and finishing with a career-high 8-of-9 at the stripe.
- ^ Coach Musselman also praised Vanover's contributions after the win over Cincinnati (8 pts, 6 rebs, 1 block in 17 minutes).
- Vanover also led the team by scoring 19 points versus Gardner-Webb while collecting seven rebounds, blocking three shots and getting two assists in just 17 minutes played.
- Vanover is 12-of-13 from the free throw line this season and is 32-of-34 at the stripe for his Razorback career.**
- ^ Vanover ranks 3rd in the SEC (43rd NCAA) in free throw percentage at .923.

## Muss Has Most Wins Among SEC Since Arrival

• Since Eric Musselman's arrival, Arkansas leads the SEC in overall wins (48) and overall home wins (33).

▲ Win totals are thru Friday - Nov. 27

OVERALL	SEC ONLY	HOME ALL	HOME SEC
<b>ARK 50</b>	BAMA 24	<b>ARK 33</b>	LSU 15
BAMA 47	UK 23	LSU 31	BAMA 14
LSU 46	LSU 22	MS ST 27	<b>ARK 13</b>
AUB 43	<b>ARK 20</b>	TENN 27	FLA 12
MS ST 42	FLA 20	AUB 26	UK 12
TENN 39	3 with 19	UGA 26	AUB 12
		BAMA 26	

## 3-Ball Streak Continues

• On Feb. 9, 2019, Mason Jones made a 3-pointer at 18:43 of the first half at South Carolina to mark the 1,000th-straight game Arkansas made at least one triple.

• Arkansas ranks third on the NCAA active list of teams that have made at least one 3-pointer.

1. UNLV 1,135 consecutive games (thru 11/24; next 11/27)

2. Duke 1,121 consecutive games (thru 11/26)

**3. ARKANSAS 1,080 CONSECUTIVE GAMES**

4. Western Kentucky 1,074 consecutive games (thru 11/24; next 11/27)

• UNLV and Princeton (965 straight games - thru 11/24) have made a 3-pointer in every game since the NCAA adopted the rule in 1986-87. Kentucky and Vanderbilt are the only other teams that made a 3-pointer in over 1,000 straight games.

• The last game Arkansas did not make a 3-pointer was when the Razorbacks went 0-for-2 at Texas on Jan. 07, 1989.

## Mutt and Jeff

• Arkansas features one of the tallest players in Division I - Connor Vanover at 7-3 -and one of the shortest - Chris Lykes at 5-7.

### TALLEST PLAYERS IN D-I

Jamarion Sharp	Western Kentucky	7-5
Zach Edey	Purdue	7-4
Matt van Komen	Saint Mary's 7-4	
Riley Sorn	Washington	7-4
<b>Connor Vanover</b>	<b>Arkansas</b>	<b>7-3</b>
Jordan Wilmore	Missouri	7-3
Jasper Reinalda	Montana State	7-3

### SHORTEST PLAYERS IN D-I

Brian White	Northwestern State	5-6
<b>Chris Lykes</b>	<b>Arkansas</b>	<b>5-7</b>
Damien Daniels	Abilene Christian	5-7
Xavier Bishop	Montana State	5-8
Tevin Brewer	FIU	5-8
Duke Deen	Troy	5-8



## Foes Now Bros

• Current Razorbacks Au'Diese Toney and Chris Lykes were rivals for three years - Toney at Pitt and Lykes at Miami.

• The two did not meet this past year as Lykes was injured.

• The pair split decisions in 2019-20, each winning at home. Lykes made 5-of-7 shots for 12 points with 4 assists in the win at home (Toney scored nine points). In the rematch in Pittsburgh, Toney posted a double-double (15 and 10). Lykes did not play due to injury.

• The duo only met once in 2018-19 with Lykes' squad getting the upper hand. Lykes had eight points and three assists while Toney had four points and six rebounds.

## 1K Club; Other Milestones

• Arkansas has three players that have eclipsed 1,000 points in their careers, including:

- Stanley Umude 1,559 (1,520 at South Dakota; 39 at ARK)
- JD Notae 1,428 (929 at Jacksonville; 499 at ARK)
- Chris Lykes 1,332 (1,256 at Miami; 76 at ARK)

PLAYER	CAREER PTS	PROJECTED GMS TO REACH 1K
- Au'Diese Toney	829	17.3 games at 9.9 ppg

• Trey Wade with three rebounds versus Cincinnati surpassed 400 career rebounds, now with 403.

### PROJECTIONS FOR OTHER MILESTONES

- Stanley Umude has already eclipsed the 500-rebound barrier, now with 570, and is projected to get his 600th in 5.6 games.
- JD Notae has 447 career rebounds; projection for 500th rebound is 11.5 games away.
- Au'Diese Toney has 463 career rebounds; projection for 500th rebound 6.7 games away.
- Chris Lykes has 259 career assists; projection for 300th assist 14.7 games into the season.

## Arkansas-Oklahoma in Tulsa

• Border rivals Arkansas and Oklahoma announced a multi-year, men's basketball series to be played in consecutive years at the BOK Center in Tulsa, Okla., the first game in the series was set for December 12, 2020, but was postponed a year due to COVID-19. The series will now start the first week of December 2021.

• Located midway between the Arkansas (116 miles) and Oklahoma (125 miles) campuses, the BOK Center offers a central location that caters to alumni and fan bases from both universities. Tickets for the matchup will be divided at midcourt to

## 2021-22 MISCELLANEOUS STATS

### RECORD BREAKDOWN

At Home	3-0
On The Road	0-0
Neutral	2-0
White "Razorback" Uniforms	0-0
White '94 Throwback "Razorback" Uniforms	3-0
White "Hog" Uniforms	1-0
Cardinal Uniforms	1-0
Anthracite Uniforms	0-0

### GENERAL

When ARK controls tip	2021-22: 5-0	Muss Era: 33-7
When OPP controls tip	2021-22: 0-0	Muss Era: 17-12
When ARK scores first	2021-22: 5-0	Muss Era: 30-8
When OPP scores first	2021-22: 0-0	Muss Era: 20-11

### LEADS AND DEFICITS

<b>Leading at the half</b>	<b>3-0</b>
home: 2-0   road: 0-0   neutral 1-0	
<b>Trailing at the half</b>	<b>2-0</b>
home: 1-0   road: 0-0   neutral: 1-0	
<b>Tied at the half</b>	<b>0-0</b>
home: 0-0   road: 0-0   neutral 0-0	
Games decided by 1-to-5 points	0-0
Games decided by 6-to-10 points	2-0
<b>With 5:00 left</b>	Leading: 4-0   Trailing: 0-0   Tied: 1-0
<b>With 2:00 left</b>	Leading: 4-0   Trailing: 1-0   Tied: 0-0
Overtime games	0-0

### OFFENSE

Scoring less than 70 points	2021-22: 0-0	Muss Era: 9-6
Scoring 70-79 points	2021-22: 3-0	Muss Era: 17-12
Scoring 80-89 points	2021-22: 1-0	Muss Era: 14-1
Scoring 90-99 points	2021-22: 1-0	Muss Era: 7-0
Scoring 100+ points	2021-22: 0-0	Muss Era: 3-0
1-2 Hogs in Double Figures	2021-22: 0-0	Muss Era: 2-5
3 Hogs in Double Figures	2021-22: 3-0	Muss Era: 20-10
4 Hogs in Double Figures	2021-22: 0-0	Muss Era: 17-2
5-7 Hogs in Double Figures	2021-22: 2-0	Muss Era: 19-2
8+ Hogs in Double Figures	2021-22: 0-0	Muss Era: 1-0
At least 1 Hog Scores 20+	2021-22: 2-0	Muss Era: 21-6
2+ Hogs Score 20+	2021-22: 0-0	Muss Era: 14-6
<b>FG Shooting</b>	50% or better: 0-0   Below 50%: 5-0	
<b>3PT FG Shooting</b>	33% or better: 2-0   Below 33%: 3-0	

### REBOUNDING/TURNOVERS

Out-rebounding opponent	2021-22: 4-0	Muss Era: 25-3
Out-rebounded by opp.	2021-22: 0-0	Muss Era: 21-16
Rebounds are even	2021-22: 1-0	Muss Era: 3-1
Grabbing 10+ off reb	2021-22: 4-0	Muss Era: 24-10
Forcing 15+ turnovers	2021-22: 2-0	Muss Era: 27-11
Committing less than 15 TO	2021-22: 3-0	Muss Era: 37-10

### BY MONTH

In November	5-0
In December	0-0
In January	0-0
In February	0-0
In March	0-0

### LED HIS TEAM IN SCORING (INCLUDES TIES)

Player	17-18	18-19	19-20	20-21	21-22	Career
Davis	NA	NA	NA	3	-	3
Johnson	NA	0	5	RS	-	5
Lykes	3	13	11	1	2	30
Notae	15	16	RS	7	1	39
Toney	NA	0	3	1	1	5
Umude	0	13	13	14	-	40
Vanover	NA	1	RS	2	2	5
Wade	5	JC	3	1	-	9

### LED HIS TEAM IN REBOUNDING (INCLUDES TIES)

Player	17-18	18-19	19-20	20-21	21-22	Career
Davis	NA	NA	NA	2	-	2
Johnson	NA	2	8	RS	-	10
Lykes (assists)	6	12	10	1	-	28
Notae	3	13	RS	0	-	17
Toney	NA	12	5	2	2	21
Umude	0	8	13	12	1	34
Vanover	NA	3	RS	5	-	8
Wade	5	JC	7	5	-	17
Williams	NA	NA	NA	7	2	9



# ARKANSAS IN 2020-21 RANKINGS

Thru Nov. 26, 2021



TEAM IN THE NCAA/SEC	NCAA	SEC	NO.
3-pt Field Goal Attempts (350 ranked)	244	11	111
Assist Turnover Ratio (350 ranked)	29	2	1.5
Assists Per Game (350 ranked)	63	4	15.6
Blocked Shots Per Game (350 ranked)	124	10	3.8
Defensive Rebounds per Game (350 ranked)	97	7	27.8
Fewest Fouls (350 ranked)	36	2	72
Fewest Turnovers (350 ranked)	25	1	52
Field-Goal Percentage (350 ranked)	206	10	43.4
Field-Goal Percentage Defense (350 ranked)	163	11	41.5
Free Throw Attempts (350 ranked)	86	4	120
Free Throws Made (350 ranked)	71	3	89
Free-Throw Percentage (350 ranked)	78	4	74.2
Offensive Rebounds Per Game (350 ranked)	85	8	12.2
Personal Fouls Per Game (349 ranked)	48	3	14.4
Rebound Margin (350 ranked)	55	7	7.6
Scoring Defense (350 ranked)	169	12	68.2
Scoring Margin (350 ranked)	84	8	11.4
Scoring Offense (350 ranked)	66	6	79.6
Steals Per Game (350 ranked)	125	8	7.6
Three Pt FG Defense (350 ranked)	298	14	37.2
Three-Point Field Goals Per Game (350 ranked)	206	8	7
Three-Point Field-Goal Percentage (350 ranked)	234	10	31.5
Total 3-point FGM (350 ranked)	250	11	35
Total Assists (350 ranked)	168	9	78
Total Blocks (350 ranked)	163	11	19
Total Rebounds (350 ranked)	205	11	200
Total Rebounds Per Game (350 ranked)	71	6	40
Total Steals (349 ranked)	175	11	38
Turnover Margin (343 ranked)	46	4	4.4
Turnovers Forced (350 ranked)	126	9	14.8
Turnovers Per Game (350 ranked)	29	1	10.4
Won-Lost Percentage (335 ranked)	1	1	100.0

## RAZORBACKS IN THE NCAA/SEC

3-pt Field Goal Attempts (319 ranked)	JD Notae	44	3	45
Assist Turnover Ratio (350 ranked)	Jaylin Williams	97	7	2.44
Assists Per Game (333 ranked)	JD Notae	207	12	1.7
	Jaylin Williams	99	7	4.4
	JD Notae	241	15	3.4
Blocked Shots Per Game (344 ranked)	Connor Vanover	99	5	1.5
	Jaylin Williams	175	10	1.2
	Jaylin Williams	65	4	6.2
Defensive Rebounds per Game (341 ranked)	Au'Diese Toney	129	8	1
Double Doubles (129 ranked)	--			
Field-Goal Percentage (349 ranked)				
Free Throw Attempts (320 ranked)	Chris Lykes	31	2	37
Free Throws Made (332 ranked)	Au'Diese Toney	148	6	27
	Chris Lykes	18	1	31
	Au'Diese Toney	130	4	21
Free-Throw Percentage (349 ranked)	Connor Vanover	43	3	92.3
	Chris Lykes	137	8	83.8
	Au'Diese Toney	242	10	77.8
Minutes Per Game (350 ranked)	JD Notae	28	1	36:05
Offensive Rebounds Per Game (334 ranked)	Au'Diese Toney	14	2	3.8
Points Per Game (338 ranked)	Jaylin Williams	334	18	2
	JD Notae	93	2	17.8
	Chris Lykes	232	12	15.2
Rebounds Per Game (350 ranked)	Jaylin Williams	89	4	8.2
	Au'Diese Toney	102	5	8
	JD Notae	4	2	3.2
Steals Per Game (304 ranked)	JD Notae	75	4	2.8
Three-Point Field Goals Per Game (268 ranked)	JD Notae	144	5	31.1
Three-Point Field-Goal Percentage (146 ranked)	JD Notae	131	4	14
Total 3-point FGM (307 ranked)	JD Notae	131	4	14
Total Assists (340 ranked)	Jaylin Williams	164	11	22
Total Blocks (309 ranked)	JD Notae	340	19	17
	Connor Vanover	215	10	6
	Jaylin Williams	215	10	6
Total Field Goal Attempts (326 ranked)	JD Notae	58	2	87
Total Field Goals Made (310 ranked)	JD Notae	178	8	33
Total Minutes (350 ranked)	--			
Total Points (349 ranked)	JD Notae	220	8	89
Total Rebounds (319 ranked)	Jaylin Williams	194	10	41
	Au'Diese Toney	222	11	40
	JD Notae	17	3	16
Total Steals (347 ranked)				

create a unique 50-50 atmosphere for fans from each school.

- The Arkansas and Oklahoma series includes 28 games dating back to the 1938-39 season. Arkansas owns a 16-12 advantage in the series, including a 5-0 record when the teams play on a neutral court. The teams have never met in Tulsa.

## ARKANSAS IN TULSA

- Arkansas has never played in Tulsa's BOK Center.
- The last time Arkansas played in Tulsa was Nov. 30, 2003, an 81-74 victory over the Golden Hurricane at the Donald W. Reynolds Center.
- Arkansas is 9-15 all-time versus the Golden Hurricane in Tulsa.
- Arkansas is 1-2 all-time versus Oral Roberts in Tulsa.
- Arkansas faced Oklahoma State once in Tulsa (Mabee Center) on Dec. 9, 2000, a game the Cowboys won 74-73.

## Razorbacks Return to North Little Rock

- After a year's absence due to COVID-19, Arkansas will host Hofstra in its annual trip to North Little Rock. The contest is set for Dec. 18 at Simmons Bank Arena at 7 p.
- Last year snapped a 19-year streak of Arkansas playing in North Little Rock. This year will mark the 22nd time overall, posting a 12-9 record in the venue.
- The Razorbacks have won four straight in North Little Rock and seven of the last eight.
- Arkansas is 2-0 all-time versus Hofstra.

## Razorbacks in Big 12/SEC Challenge

- The ninth annual Big 12/SEC Challenge will take place Jan. 29, 2022 when the Razorbacks host West Virginia.
  - This will be just the second time the two programs have met. The Razorbacks defeated the Mountaineers, 71-64, on Nov. 26, 2006, in Orlando, Fla., to win the Old Spice Classic.
  - Arkansas will play in its eighth consecutive Challenge and is 3-4 in such games – 3-0 at home and 0-4 on the road.
- |            |                   |        |    |    |
|------------|-------------------|--------|----|----|
| - 12/04/14 | at #20 Iowa State | L      | 77 | 95 |
| - 01/30/16 | Texas Tech        | (ot) W | 75 | 68 |
| - 01/28/17 | at Oklahoma State | L      | 71 | 99 |
| - 01/27/18 | Oklahoma State    | W      | 66 | 65 |
| - 01/26/19 | at #13 Texas Tech | L      | 64 | 67 |
| - 01/25/20 | TCU               | W      | 78 | 67 |
| - 01/30/21 | at Oklahoma State | L      | 77 | 81 |

## SEC Vacations in Tampa in 2022

- The 2022 SEC Basketball Tournament will take a one-year hiatus from playing at Nashville's Bridgestone Arena and return to its 2009 location of Tampa, Fla., (Amalie Arena).
- Arkansas is 0-1 in SEC Tournaments played in Tampa, falling 73-58 as the West #6 seed to Florida, the East #3 seed.
- The SEC Tournament will return to Nashville in 2023 and is scheduled to remain there through 2030.


## 2020-21 Attendance Leaders; Sold Out for 2021-22

- Arkansas led the NCAA in men's basketball attendance in 2020-21.
  - ^ Averaged an NCAA-best 4,284
  - Tenn., 2nd at 4,191 / TX Tech 2nd at 3,916
  - ^ Had an NCAA-best 72,822 cumulative
  - Tenn. 2nd at 67,056 / TX Tech 3rd at 58,734
- Arkansas was one of 17 DI schools to have an arena capacity of at least 20 percent
- *SIDE NOTE*, Arkansas women were 5th in both average (2,417) and cumulative (28,766) attendance.
- After last season's success, Arkansas officially sold put Bud Walton Arena for the 2021-22 season on Oct. 18.

# SIGNING CLASS OF 2022


## • HIGHEST RATED RECRUITING CLASS IN SCHOOL HISTORY (#2 247SPORTS COMPOSITE - #2 ESPN - #3 247SPORTS - #5 RIVALS)

- First time to sign two, 5-stars (Nick Smith Jr., and Jordan Walsh) in the same class
- In fact, Arkansas now has only signed six, 5-stars since 2004. Smith and Walsh are the only two Razorback signees to rank among the ESPN top 10 (dating back to 2007).
- **Nick Smith Jr., and Jordan Walsh are on the 2022 Jersey Mike's Naismith High School Trophy Watch List**
- **Arkansas had never had a class with at least four players among the ESPN top 100 until Eric Musselman's arrival and his staff has done so twice (class of 2020 and class of 2022)**
- Since 2004, only four recruiting classes have ranked among the top 10 and Musselman's staff owns two of those - class of 2020 was #5 ESPN / #9 247Sports and class of 2022 ranks #2 in both ESPN and 247Sports.




**Barry Dunning Jr.**  
6-6, 195, G  
Mobile, Ala.  
McGill Toolen Catholic HS

- 4-Star - 76th overall by ESPN / #20 small forward in the nation
- 4-Star - 91st overall by 247Sports Composite / #25 small forward in the nation
- 3-star - 125th overall by 247Sports / #32 small forward in the nation
- 3-Star - 131st overall by Rivals / #36 small forward in the nation
- **Rated #1 player in the state of Alabama by ESPN, 247Composite, 247Sports**
- **2021 Gatorade Alabama Player of the Year**
- 2021 first team Class 6A All-State selection by the Alabama Sports Writers Association
- 1 of 5 statewide players selected to the ASWA Super All-State Team
- Averaged 21.5 points and 11.3 rebounds per game as a junior for the Yellow Jackets ... Also recorded 3.1 assists, 2.1 steals and 1.8 blocks per game




**Derrian Ford**  
6-3, 200, G  
Magnolia, Ark.  
Magnolia HS

- 4-Star - 55th overall by 247Composite / #10 combo guard in the nation
- 4-Star - 58th overall by Rivals / #11 shooting guard in the nation
- 4-Star - 59th overall by 247Sports / #11 combo guard in the nation
- 4-Star - 68th overall by ESPN / #13 shooting guard in the nation
- **2021 Gatorade Arkansas Player of the Year**
- Rated #3 player in the state of Arkansas by ESPN and 247Sports
- **2021 Class 4A Player of the Year by the Arkansas Basketball Coaches Association**
- 2021 Arkansas Democrat-Gazette first team All-Arkansas Preps (all divisions)
- Led the Panthers to a 23-1 record and the Class 4A semifinals in 2021
- Averaged 23.2 points, 7.1 rebounds and 3.0 assists as a junior
- Class 4A State Tournament MVP as a freshman and sophomore, leading his team to back-to-back championships (2019 and 2020) ... Had 54-game win streak snapped in the 2021 4A state semifinals, falling to Morrilton
- As a sophomore, tabbed first team Arkansas All-State team by MaxPreps
- Has a 4.0 GPA



**Joseph Pinion**  
6-6, 185, F  
Morrilton, Ark.  
Morrilton HS

- 4-Star - 93rd overall by ESPN / #16 shooting guard in the nation
- 4-star - 98th overall by 247Sports Composite / #27 small forward in the nation
- 3-Star - 125th overall by Rivals / #34 small forward in the nation
- 3-Star - 135th overall by 247Sports / #34 small forward in the nation
- **2021 Arkansas Democrat-Gazette first team All-Arkansas Preps (all divisions)**
- Led Morrilton to the 2021 Class 4A title game as a junior
- Averaged 17.2 points, 6.4 rebounds, 3 assists, 2 steals and 1 block per game as a junior ... Shot 58% from two-point range, 40 percent from three and 74 percent at the free throw line
- As a sophomore, averaged 18 points, 7.9 rebounds, 1.3 assists, 1.6 steals and 1.4 steals ... As a freshman, averaged 12.3 points, 4.4 rebounds, 2 assists, 1 steal and 1 block



**Nick Smith Jr.**  
6-5, 185, G  
North Little Rock, Ark.  
North Little Rock HS

- **5-Star - 6th overall by ESPN / #4 shooting guard in the nation**
- **5-star - 8th overall by 247Sports / #3 combo guard in the nation**
- **5-Star - 9th overall by 247Composite / #3 combo guard in the nation**
- **5-Star - 16th overall by Rivals / #2 point guard in the nation**
- **At #6 by ESPN, is the third-highest rated player to ever sign with Arkansas trailing Corliss Williamson (ranked either #1 or #2 by all the recruiting services) and Al Jefferson (ranked #3 by 247Sports and #4 by Rivals in 2004).**
- **On the 2021-22 Jersey Mike's Naismith National High School Player of the Year Watch List**
- Consensus #1 player from Arkansas by the recruiting websites
- **20221 MaxPreps Arkansas High School Basketball Player of the Year**
- 2021 Arkansas Democrat-Gazette All-Arkansas Preps (all divisions) Player of the Year ... Averaged 25 points, 5 rebounds and 4 assists
- 2020 Arkansas Democrat-Gazette All-Arkansas Preps Underclassman of the Year ... Averaged 21.3 points, 3 rebounds and 3 steals
- Played at Sylvan Hills as a junior and sophomore
- In the summer of 2021, led Brad Beal Elite AAU team to a 6-2 record and the finals of Peach Jam while averaging 18.6 points, 3 rebounds and 3 assists per game ... Scored 31 points (10-of-18 shooting) in the championship game and became the first player since NBA star Michael Porter Jr. to score more than 30 in the finals.



**Jordan Walsh**  
6-7, 200, F  
Desoto, Texas  
Link Year (Mo.) Prep

- **5-Star - 7th overall by ESPN / #2 small forward in the nation**
- **5-Star - 27th overall by 247Composite / #7 small forward in the nation**
- 4-Star - 31st overall by Rivals / #11 small forward in the nation
- 4-star - 38th overall by 247Sports / #10 small forward in the nation
- **Rated #1 player from Texas by ESPN and #2 in the state by 247Sports**
- **On the 2021-22 Jersey Mike's Naismith National High School Player of the Year Watch List**
- 2021 4A All-State as named by the Texas Association of Basketball Coaches
- In the summer of 2021, played for Drive Nation program on the Nike EYBL circuit and averaged 12.3 points, 7.4 points and 3.3 assists while shooting better than 50% inside the arc ... Tallied three double-doubles, including a 17-point, 10-rebound, 4-assist effort
- As a junior at Oak Cliff's Faith and Family Academy, averaged 18 points, 11 rebounds, five assists, 2.4 steals and 2.3 blocks per game for a squad that finished 25-6 and advanced to the Class 4A state semifinals
- Also led the Eagles to the state semifinals as a sophomore before the remainder of the state tournament was canceled due to COVID-19
- As a freshman, led Faith and Family to a 36-6 record and its first Class 4A state title ... In fact, his dunk just before the final buzzer provided the 53-51 victory against Liberty Hill



## ERIC MUSSELMAN LIVE RADIO SHOW

Once again, there will be 12 Arkansas basketball radio shows, all starting at 7 pm, at Sassy's BBQ and Grille (Steamboat Dr.) in Fayetteville.

Monday, Nov. 15	Monday, Jan. 3
<b>Monday, Nov. 29</b>	Monday, Jan. 10
Monday, Dec. 6	Monday, Jan. 17
Monday, Dec. 13	Monday, Jan. 24
Monday, Dec. 20	Monday, Jan. 31
Monday, Dec. 27	Monday, Mar. 7



## COURTSIDE WITH ERIC MUSSELMAN

There will be 10, 30-minute television shows featuring head coach Eric Musselman and co-host Chuck Barrett. Each show will air on Sunday, Please check local listings for times and channels in your area.

Sunday, Jan 2	Sunday, Feb 6
Sunday, Jan 9	Sunday, Feb 13
Sunday, Jan 16	Sunday, Feb 20
Sunday, Jan 23	Sunday, Feb 27
Sunday, Jan 30	Sunday, Mar 6



## RAZORBACK SPORTS NETWORK RADIO AFFILIATES

Batesville (Games)	KWOZ-FM - 103.3	Glenwood	KHGZ-AM - 670
Batesville (Coach Show)	KBTA-AM - 1340	Hot Springs / Mena	KTTG-FM - 96.3
Camden	KAMD-FM - 97.1	Jonesboro	KEGI-FM - 100.5
Camden (Coach Show)	KCXY-FM - 95.3	Joplin, Mo.	KHST - FM - 101.7
Crossett	KAGH-FM - 104.9	Little Rock	KABZ-FM - 103.7
Crossett	KAGH-AM - AM 800	Magnolia	KZHE-FM - 100.5
DeQueen	KDQN-FM - 92.1	Marshall	KBCN-FM - 104.3
DeWitt	KDEW-FM - 97.3	Monett, MO	KKBL-FM - 95.9
El Dorado	KAGL-FM - 93.3	Monticello	KGPO-FM - 99.9
Fayetteville	KQSM-FM - 92.1	Morrilton	KCON-FM - 99.3
Fayetteville (Games)	KYNG-AM - AM 1590	Mountain Home	KOMT-FM - 93.5
Fayetteville	KAKS-FM - 99.5	Ozark	KDYN-FM - 96.7
Fayetteville	KUOA-FM - 95.3	Ozark	KDYN-AM - AM 1540
Fayetteville	KUOA-AM - 1290	Searcy	KRZS-FM - 99.1
Forrest City	KBFC-FM - 93.5	Texarkana	KKTK-AM - 1400
Fort Smith	KERX-FM - 95.3	Wynne	KWYN-FM - 92.5
Glenwood	KHGZ-FM - 98.9		



## Arkansas Signs Musselman To New Contract

April 14, 2021

FAYETTEVILLE, Ark. – Coming off the program's first NCAA Tournament Elite Eight appearance in more than 25 years, the University of Arkansas has signed head men's basketball coach Eric Musselman to a new employment agreement that could extend Musselman's tenure in Fayetteville through at least the 2028 season.

The new five-year agreement will run from May 1, 2021 to April 30, 2026 and includes the potential for a pair of one-year automatic agreement extensions (2027, 2028) based on Arkansas receiving bids to the NCAA Men's Basketball Tournament within the timeframe of the agreement.

"As I mentioned during the course of what was a memorable men's basketball season, the best way for any head coach to advocate for themselves and their program is to win games," **Vice Chancellor and Director of Athletics Hunter Yurachek said.** "Coach Musselman earned this opportunity based on the tremendous progress that he and his coaching staff have made in the past two seasons, culminating with the most exciting season in the recent history of Razorback Basketball. Based on our ongoing dialogue, it is clear to me, Coach Musselman and I both share a desire to work together to ensure he remains the head men's basketball coach at the University of Arkansas for the foreseeable future. I'm excited for the future of Razorback Basketball and look forward to seeing our program continue to progress under Coach Musselman's leadership."

Under the terms of the new agreement Coach Musselman will receive \$4.0 million in annual compensation, with additional compensation and incentive payments available based on success in the SEC and NCAA Tournament as well as longevity in the position.

"Arkansas is one of the premier programs in the nation and my family and I are ecstatic to be here," **Musselman said.** "I am grateful for the commitment the University is making to me, my family and the future of our basketball program. I have tremendous pride in being a Razorback and it is an honor to represent the state of Arkansas. Our staff remains focused on winning basketball games and building our roster for the future. We look forward to continuing to build on the foundation we have established in our first two seasons in an effort to achieve even greater success for our program, our University and Razorback fans everywhere."





# 2021-22 SEC STANDINGS

Through Nov. 26, 2021



	SEC	PCT.	HOME	AWAY	OVERALL	PCT.	HOME	ROAD	NEUTRAL	STRK
<b>Arkansas</b>	-	-	-	-	<b>5-0</b>	<b>1.000</b>	<b>3-0</b>	<b>0-0</b>	<b>2-0</b>	<b>W5</b>
Florida	-	-	-	-	5-0	1.000	3-0	0-0	2-0	W5
LSU	-	-	-	-	6-0	1.000	5-0	0-0	1-0	W6
Texas A&M	-	-	-	-	6-1	.857	4-0	0-0	2-1	W2
Alabama	-	-	-	-	5-1	.833	4-0	0-0	1-1	W1
Auburn	-	-	-	-	5-1	.833	2-0	1-0	2-1	W2
Kentucky	-	-	-	-	5-1	.833	5-0	0-0	0-1	W5
Mississippi State	-	-	-	-	4-1	.800	4-0	0-0	0-1	L1
South Carolina	-	-	-	-	4-1	.800	3-0	0-0	1-1	W3
Tennessee	-	-	-	-	4-1	.800	3-0	0-0	1-1	W2
Vanderbilt	-	-	-	-	4-1	.800	3-1	1-0	0-0	W2
Ole Miss	-	-	-	-	4-2	.667	3-0	0-0	1-2	W1
Missouri	-	-	-	-	3-3	.500	2-2	0-0	1-1	L2
Georgia	-	-	-	-	2-4	.333	2-1	0-1	0-2	L3

AP (Nov 22)		
1	Gonzaga (55)	4-0 1,515
2	UCLA (5)	4-0 1,443
3	Purdue (1)	5-0 1,391
4	Kansas	3-0 1,354
5	Duke	5-0 1,225
6	Baylor	4-0 1,154
7	Villanova	3-2 1,090
8	Texas	3-1 1,083
9	Memphis	4-0 1,002
10	<b>KENTUCKY</b>	<b>3-1 880</b>
11	<b>ALABAMA</b>	<b>4-0 880</b>
12	Houston	3-0 861
13	<b>ARKANSAS</b>	<b>3-0 754</b>
14	<b>ILLINOIS</b>	<b>2-1 624</b>
15	<b>TENNESSEE</b>	<b>3-1 558</b>
16	St. Bonaventure	5-0 517
17	Arizona	5-0 474
18	BYU	4-0 449
19	<b>AUBURN</b>	<b>3-0 374</b>
20	Michigan	3-2 36
21	Seton Hall	3-0 363
22	UConn	4-0 342
23	<b>FLORIDA</b>	<b>3-0 294</b>
24	Southern California	3-0 138
25	Xavier	4-0 102

COACHES (Nov 22)		
1	Gonzaga	4-0 797
2	UCLA	4-0 751
3	Kansas	3-0 725
4	Purdue	5-0 691
5	Baylor	4-0 635
6	Duke	5-0 624
7	Villanova	3-2 546
8	Texas	3-1 479
9	<b>ALABAMA</b>	<b>4-0 472</b>
10	Memphis	4-0 441
11	Houston	3-0 431
12	<b>ARKANSAS</b>	<b>3-0 357</b>
13	Michigan	3-2 356
14	<b>KENTUCKY</b>	<b>3-1 356</b>
15	<b>ILLINOIS</b>	<b>2-1 321</b>
16	St. Bonaventure	5-0 261
17	<b>TENNESSEE</b>	<b>3-1 226</b>
18	Brigham Young	4-0 205
19	Arizona	5-0 204
20	Seton Hall	3-0 187
21	Connecticut	4-0 183
22	<b>AUBURN</b>	<b>3-0 174</b>
23	Oregon	2-1 168
24	<b>FLORIDA</b>	<b>3-0 162</b>
25	Southern California	3-0 92

RECEIVING VOTES: Oregon 96, Virginia Tech 91, Ohio State 89, North Carolina 75, Indiana 45, Michigan State 44, Marquette 41, Colorado State 30, Maryland 28, Texas Tech 26, **LSU 6**, Iowa 6, **MISS STATE 4**, Florida State 4, Drake 2, George Mason 1, San Francisco 1, Ohio 1, Loyola Chicago 1

RECEIVING VOTES: Ohio St. 83; Virginia Tech 68; Texas Tech 68; Michigan St 50; North Carolina 45; Xavier 38; Indiana 37; Maryland 33; Florida State 33; Iowa 27; Marquette 13; Loyola-Chicago 12; **LSU 12**; Colorado St. 11; Utah St. 10; **WEST VIRGINIA 7**; Notre Dame 3; Drake 3; San Francisco 2; Central Florida 1.

## 2021-22 SEC PRESEASON MEDIA POLL

1.	Kentucky
2.	Alabama
3.	<b>ARKANSAS</b>
4.	Tennessee
5.	Auburn
6.	LSU
7.	Florida
8.	Mississippi State
9.	Ole Miss
10.	Missouri
11.	South Carolina
12.	Texas A&M
13.	Vanderbilt
14.	Georgia

## HOGS RANKING BY WEEK

WEEK	AP	COACH	NET
Preseason	16	15	NA
Nov. 15	16	No Poll	NA
Nov. 22	13	12	NA
Nov. 29			
Dec. 6			
Dec. 13			
Dec. 20			
Dec. 27			
Jan. 3			
Jan. 10			
Jan. 17			
Jan. 24			
Jan. 31			
Feb. 7			
Feb. 14			
Feb. 21			
Feb. 28			
Mar. 7			
Mar. 14			
Apr. 5			

## ARKANSAS IN THE POLLS

Ranking in AP Poll unless " \* " indicating only ranked in the Coaches Poll

As	Overall	H	A	N	Last Meeting	Last Win
As #1	16-4	8-0	6-2	2-2	W, 97-79 vs #14 Georgetown @MEM (11/27/94)	Same
As #2	38-4	17-1	7-0	14-3	W, 76-72 vs #12 Duke @NCAA (4/4/94)	Same
As #3	29-5	13-0	10-5	6-0	W, 97-79 vs Tennessee (1/7/95)	Same
As #4	13-2	8-0	3-2	2-0	W, 94-71 at Missouri (12/3/94)	Same
As #5	13-8	1-1	2-4	10-3	L (OT), 93-95 vs #3 Kentucky @SEC (3/12/95)	69-58 vs #20 Alabama @SEC (3/11/95)
As #6	18-3	6-0	5-0	7-3	L, 78-89 vs #1 UCLA @NCAA (4/3/95)	75-68 vs #4 N. Carolina @NCAA (4/1/95)
As #7	18-1	4-0	7-0	7-1	W, 68-66 vs Auburn (3/4/95)	Same
As #8	9-10	6-1	1-5	2-4	L, 71-78 vs LSU @SEC (3/13/21)	70-64 vs Missouri @SEC (3/12/21)
As #9	22-5	5-1	6-1	11-3	W, 94-92 vs #5 Kentucky (1/29/95)	Same
As #10	14-4	6-1	2-1	6-2	L, 72-81 vs #3 Baylor @NCAA (3/29/21)	72-70 vs Oral Roberts @NCAA (3/27/21)
As #11	20-6	10-2	6-4	4-0	W, 89-73 vs South Carolina (2/15/92)	Same
As #12	21-8	10-0	8-5	2-3	W, 87-80 vs Texas A&M (3/6/21)	Same
As #13	<b>16-5</b>	<b>10-1</b>	<b>3-4</b>	<b>3-0</b>	<b>W, 73-67 vs Cincinnati (11/23/21)</b>	<b>Same</b>
As #14	28-4	12-0	8-1	8-3	W, 93-83 vs Vanderbilt (2/7/98)	Same
As #15	15-3	4-1	9-1	2-1	L, 54-63 vs Southern Miss (11/18/00)	90-68 vs Tennessee State (11/17/00)
As #16	17-6	12-1	3-4	2-1	W, 93-80 vs UNI (11/17/21)	Same
As #17	15-8	5-0	5-2	****5-6	L, 72-82 vs #21 Iowa @NCAA (3/13/99)	94-80 vs Siena @NCAA (3/11/99)
As #18	18-9	*9-4	7-4	2-1	L, 78-81 vs LSU (3/7/15)	78-74 at South Carolina (3/5/15)
As #19	16-7	8-2	3-3	5-2	L, 82-96 vs Ole Miss (1/17/15)	67-45 vs Wofford (11/9/07)
As #20	24-4	**11-0	1-0	****12-4	W, 83-75 vs LSU (2/27/21)	Same
As #21	6-4	3-0	0-1	3-3	L, 78-87 vs #15 N. Carolina @NCAA (3/21/15)	56-53 vs Wofford @NCAA (3/19/15)
As #22	8-5	4-1	2-3	2-1	L, 77-78 at Auburn (1/6/18)	84-79 (OT) vs Miss State @SEC (3/6/99)
As #23	5-1	4-0	1-1	0-0	W, 82-70 vs Vanderbilt (1/10/15)	Same
As #24	7-0	4-0	3-0	0-0	W, 75-64 vs Florida (2/16/21)	Same
As #25	5-2	5-0	0-1	0-1	W, 94-77 vs Iowa (11/30/14)	Same
TOT.	408-120	185-17	108-56	115-47		

## ARKANSAS VERSUS THE POLLS

Ranking in AP Poll unless \* indicating only ranked in the Coaches Poll

Vs	Overall	H	A	N	Last Meeting	Last Win
Vs #1	1-11	0-2	0-2	1-7	L, 63-78 vs Kentucky (3/15/15)	65-64 vs North Carolina @PB (2/12/84)
Vs #2	6-8	5-2	0-5	1-1	W, 80-69 vs Florida (2/5/13)	Same
Vs #3	0-15	0-1	0-3	0-11	L, 72-81 vs Baylor @NCAA (3/29/21)	--
Vs #4	5-12	2-2	1-7	2-3	L, 66-70 at Kentucky (2/26/19)	96-88 vs Oklahoma (12/30/08)
Vs #5	4-4	4-1	0-1	0-2	W, 74-71 vs Texas A&M (1/27/16)	Same
Vs #6	6-11	3-3	0-5	3-3	W, 81-66 vs Alabama (2/25/21)	Same
Vs #7	1-5	1-0	0-1	0-4	W, 67-64 vs Texas (1/6/09)	Same
Vs #8	3-4	2-0	1-3	0-1	L, 65-82 vs Kentucky @SEC (3/12/17)	88-61 vs Alabama (1/6/07)
Vs #9	2-5	0-0	1-4	1-1	L, 74-79 at Tennessee (2/6/21)	91-82 vs Arizona @NCAA (4/2/94)
Vs #10	5-4	2-2	2-1	1-1	W (OT), 86-81 at Missouri (2/13/21)	Same
Vs #11	5-8	2-2	1-4	2-2	L (OT), 76-79 vs Auburn (2/4/20)	104-93 vs Missouri (12/5/95)
Vs #12	6-9	2-2	1-4	*3-3	L, 68-81 vs Missouri (2/2/21)	63-57 at Alabama (1/27/07)
Vs #13	6-3	3-0	0-1	3-2	L, 66-84 vs Tennessee @SEC (3/10/18)	87-85 vs Kentucky (1/14/14)
Vs #14	5-7	3-2	0-3	2-2	L, 64-67 at Texas Tech (1/26/19)	91-82 vs Auburn (2/27/18)
Vs #15	3-5	3-0	0-2	0-3	L, 78-88 vs N. Carolina @NCAA (3/21/15)	98-88 vs Mississippi State (1/7/12)
Vs #16	3-7	1-2	0-4	2-1	L, 73-80 at Tennessee (3/3/10)	72-52 vs LSU (12/07/07)
Vs #17	3-3	1-2	1-0	1-1	W (OT), 71-67 at Kentucky (2/27/14)	Same
Vs #18	5-7	1-2	2-3	2-2	L, 67-84 at Ole Miss (1/19/19)	80-73 at Ole Miss (1-31-10)
Vs #19	8-3	3-1	3-1	2-1	W, 90-89 at LSU (2/2/19)	Same
Vs #20	10-5	4-2	1-2	5-1	L, 69-92 at Texas A&M (1/2/16)	66-64 vs Michigan (1/21/12)
Vs #21	5-3	2-2	1-0	2-2	W, 68-66 vs TX Tech @NCAA (3/21/21)	Same
Vs #22	4-2	4-1	0-1	0-0	W (OT), 77-76 vs Kentucky (2/23/11)	Same
Vs #23	3-7	1-2	0-3	2-2	W, 80-72 vs Florida @SEC (3/9/18)	Same
Vs #24	2-4	1-2	*0-1	*1-1	*L, 59-90 at Alabama (1/16/21)	*86-72 vs Indiana @NCAA (3/21/08)
Vs #25	4-4	*3-2	0-0	1-2	L, 72-81 vs Florida (12/29/16)	82-74 vs Vanderbilt (1/31/16)
TOT.	104-156	53-36	15-61	36-59	L, 72-81 vs #3 Baylor @NCAA (3/29/21)	68-66 vs #21 TX Tech @NCAA (3/21/21)

## LAST TIME HOGS WON AS TOP 25

• HOME •	• ROAD •	• NEUTRAL •
#1: Miss State 3/5/94	LSU 3/2/94	Georgetown 11/27/94
#2: NW (La) St 12/4/93	Baylor 1/26/91	Duke 4/4/94
#3: Tennessee 1/7/95	Ole Miss 1/4/95	Iowa 12/30/94
#4: Jackson St. 11/30/94	Missouri 12/03/94	SMU 3/2/78
#5: Miss State 1/11/95	Tennessee 1/29/94	Alabama 3/11/95
#6: Montevallo 2/5/94	UAB 1/27/90	N. Carolina 4/1/95
#7: Auburn 3/4/95	Florida 2/28/95	Texas 3/24/90
#8: Montevallo 2/25/95	LSU 2/22/95	Missouri 3/12/21
#9: Kentucky 1/29/95	S. Carolina 1/21/95	La-Monroe 12/30/92
#10: Ole Miss 2/18/95	Alabama 2/15/95	Oral Roberts 3/27/21
#11: S. Carolina 2/15/92	Alabama 11/29/89	Alabama St. 12/2/91
#12: Texas A&M 3/6/21	S. Carolina 3/2/21	St. Louis 12/26/97
#13: Cincinnati 11/23/21	S. Carolina 1/9/93	San Diego St. 12/3/81
#14: Vanderbilt 2/7/98	Alabama 2/13/93	St. John's 3/20/93
#15: Tenn State 11/27/00	Miss State 1/31/98	Jackson St. 12/28/91
#16: UNI 11/17/21	S. Alabama 12/30/91	Tennessee 3/6/98
#17: SE Mo. State 11/27/82	Florida 2/6/93	Siena 3/11/99
#18: Texas A&M 2/24/15	S. Carolina 3/5/15	VCU 11/18/07
#19: Wofford 11/9/07	Wake Forest 12/23/98	N. Mexico St. 11/21/98
#20: LSU 2/27/21	LSU 1/22/99	Texas * 3/12/89
#21: North Texas 12/05/00	-- (0-1)	Wofford 3/19/15
#22: Providence 1/23/99	Memphis 1/10/98	Miss State 3/6/99
#23: Vanderbilt 1/10/15	Georgia 1/6/15	--
#24: Florida 2/16/21	Ole Miss 2/14/15	--
#25: Iowa 11/30/14	-- (0-1)	-- (0-1)

## LAST TIME HOGS WON VS TOP 25

• HOME •	• ROAD •	• NEUTRAL •
#1: -- (0-2)	-- (0-2)	N. Carolina 2/12/84
#2: Florida 2/5/13	-- (0-5)	UCLA 3/16/78
#3: -- (0-1)	-- (0-3)	-- (0-11)
#4: Oklahoma 12/30/08	Kentucky 2/9/94	Tennessee 3/15/08
#5: Texas A&M 1/27/16	-- (0-1)	-- (0-2)
#6: Alabama 2/24/21	-- (0-5)	Duke 4/4/94
#7: Texas 1/6/09	-- (0-1)	-- (0-4)
#8: Alabama 1/6/07	Kentucky 1/25/92	-- (0-1)
#9: --	Arizona 12/6/92	Arizona 4/2/94
#10: Florida 2/18/06	Missouri 2/13/21	LSU 3/11/00
#11: Mississippi 12/5/95	Texas 2/1/79	Missouri 1/28/80
#12: Texas 2/6/82	-- (0-5)	Fresno St. 11/29/97
#13: Kentucky 1/14/14	-- (0-1)	Virginia 3/26/95
#14: Auburn 2/27/18	-- (0-3)	Georgetown 11/27/94
#15: Miss State 1/7/12	-- (0-2)	-- (0-3)
#16: LSU 1/20/07	-- (0-4)	Florida 3/10/06
#17: Ole Miss 2/5/10	Kentucky 2/27/14	-- (0-1)
#18: Vanderbilt 3/1/08	Ole Miss 1/31/08	Vanderbilt 3/14/08
#19: Auburn 3/5/00	LSU 2/2/19	Alabama 3/21/91
#20: Michigan 1/21/12	Alabama 2/28/01	Marquette 3/16/96
#21: Texas A&M 2/15/17	S. Carolina 2/15/17	Texas Tech 3/21/21
#22: Kentucky 2/23/11	-- (0-1)	--
#23: LSU 3/3/92	Texas 3/3/91	Florida 3/9/18
#24: UAB 1/2/00	-- (0-1)	Indiana * 3/21/08
#25: Vanderbilt 1/31/12	-- (0-0)	Syracuse 3/19/95

# ARKANSAS POLL HISTORY

\* - Coaches Poll was UPI from 1950-51 to 1991-92 • USA Today from 1992-93 to present.

	AP • Muss Era • Current Strk			Coaches • Muss Era • Current Strk		
<b>Weeks in Top 25</b>	<b>273</b>	<b>8</b>	<b>8</b>		<b>7</b>	<b>7</b>
• Weeks in Top 10	120	2	-		3	-
• Weeks in Top 5	65	-	-		-	-
• Weeks at #1	12	-	-		-	-
<b>Ranked in Final Poll</b>	<b>17</b>	<b>1</b>	<b>1</b>	<b>18</b>	<b>1</b>	<b>1</b>
• In Final Top 10	10	1	1	12	1	1
• In Final Top 5	5	-	-	3	-	-
• Final at #1	-	-	-	1	-	-
<b>Most Consecutive Weeks at #1:</b>	<b>5 (12/12/93 - 12/12/94)</b>					
<b>Most Consecutive Weeks in Top 5:</b>	--					
<b>Most Consecutive Weeks in Top 10:</b>	--					
<b>Consecutive Weeks Ranked.....</b>						
<b>In at Least 1 Poll:</b>	55 (12/12/89 - Final '92) 52 (Wk3 '93-94-Pre '95) 39 (Wk13 '81-Wk3 '83) 31 (Wk2 '76-Final '78) 28 (Wk3 '98-Wk 12-'99)					
<b>AP Only:</b>	53 (Pre '90-Final '92) 52 (Wk3 '93-Preseason '95)					
<b>Coaches Only:</b>	--					
<b>In Top 25 Match-Ups</b>	<b>44-48</b>	<b>H: 15-5</b>	<b>A: 5-15</b>	<b>N: 24-28</b>		
^Last Time		2/24/21	2/28/15	3/29/21		
• Top 10 Match-Ups	<b>9-14</b>	<b>H: 1-3</b>	<b>A: 2-0</b>	<b>N: 6-11</b>		
^Last Time		1/29/95	2/9/94	3/29/21		
• Top 5 Match-Ups	<b>2-7</b>	<b>H: 0-2</b>	<b>A: 1-0</b>	<b>N: 1-5</b>		
^Last Time		2/10/91	2/9/94	3/12/95		
• 1 vs 2	#2 ARK vs #1 UNLV @Barnhill	UNLV W, 112-105 (02/10/1991)				
<b>Last Time Beat Top 25</b>	<b>H: 2/25/21</b>	<b>A: 2/13/21</b>	<b>N: 3/21/21</b>			
	#6 BAMA	@ #10 MIZ	#21 TTU @ NCAA			
<b>Last Time Beat Top 10</b>	<b>H: 2/25/21</b>	<b>A: 2/13/21</b>	<b>N: 3/15/08</b>			
	#6 BAMA	@ #10 MIZ	#4 TEN @ SEC			
<b>Last Time Beat Top 5</b>	<b>H: 1/27/16</b>	<b>A: 2/9/94</b>	<b>N: 3/15/08</b>			
	#5 A&M	@ #4 UK	#4 TEN @ SEC			
<b>Last Time Beat #1</b>	--	--	<b>N: 2/12/84</b>			
			#1 UNC @ PB			
<b>Most Consecutive Wins vs Top 25</b>	<b>5</b>	12/9/17 - 3/9/18				
	<b>5</b>	11/27/94 - 3/11/95				
<b>Last Consecutive Wins vs Top 25</b>	2/13/21	@ #10 Missouri				
	2/25/21	vs #6 Alabama				
	3/21/21	vs #21 Texas Tech @ NCAA				
<b>Most Gms vs Top 25 Season</b>	<b>11</b>	<b>1994-95 (8-3)</b>				
	<b>11</b>	<b>1999-00 (4-7)</b>				
<b>Most Wins vs Top 25 Season</b>	<b>8</b>	<b>1994-95 (8-3)</b>				
<b>Most Gms vs Top 10 Season</b>	<b>5</b>	<b>2001-02 (2-3)</b>				
	<b>5</b>	<b>1994-95 (2-3)</b>				
	<b>5</b>	<b>1992-93 (3-2)</b>				
<b>Most Wins vs Top 10 Season</b>	<b>3</b>	<b>1992-93 (5 gms)</b>				
^Last Consecutive Wins vs Top 10		2/13/21 @ #10 Missouri				
		2/25/21 vs #6 Alabama				

# Musselman and the Polls

AS RANKED TEAM: 52-14						H: 25-1		A: 13-6		N: 14-7	
VS RANKED TEAM: 5-9						H: 1-3		A: 1-3		N: 3-3	
• AT NEVADA •						• AT ARKANSAS •					
AS RANKED TEAM: 38-12						H: 18-1		A: 12-6		N: 8-5	
VS RANKED TEAM: 2-3						H: 0-0		A: 0-1		N: 2-2	
RANK: AP/COACH						RANK: AP/COACH					
NEV	OPP	OPPONENT	DATE	RESULT		ARK	OPP	OPPONENT	DATE	RESULT	
RV/RV	17/19	at Saint Mary's	11/11/16	L	63 81	RV/RV	10/12	KENTUCKY	01/18/20	L	66 73
RV/-	23/20	vs Iowa State (NCAA)	03/17/17	L	73 84	--	11/10	AUBURN	02/04/20 OT	L	76 79
22/24	RV/RV	at Texas Tech	12/05/17	OT	L 76 82	RV/RV	12/12	MISSOURI	01/02/21	L	68 81
22/24	20/20	vs TCU (HOF Classic)	12/08/17		L 80 84	RV/RV	9/8	at Tennessee	01/06/21	L	74 79
23/RV	-	at Wyoming	01/24/18	2OT	L 103 104	RV/RV	RV/24	at Alabama	01/16/21	L	59 90
23/23	-	UNLV	02/07/18		L 78 86	RV/RV	10/10	at Missouri	02/13/21	OT W	85 81
23/23	-	SAN DIEGO STATE	02/10/18		W 83 58	24/RV	RV/RV	FLORIDA	02/16/21	W	75 64
24/24	-	at Boise State	02/14/18		W 77 72	20/20	6/7	ALABAMA	02/25/21	W	81 66
24/24	-	at Utah State	02/17/18		W 93 87	20/20	RV/RV	LSU	02/27/21	W	83 75
20/22	-	SAN JOSE STATE	02/21/18		W 80 67	12/13	--	at South Carolina	03/02/21	W	101 73
20/22	-	COLORADO STATE	02/25/18		W 92 83	12/13	--	Texas A&M	03/06/21	W	87 80
21/21	-	at UNLV	02/28/18		W 101 75	8/8	--	Missouri (SEC)	03.12.21	W	70 64
21/21	-	at San Diego State	03/03/18		L 74 79	8/8	--	LSU (SEC)	03/13/21	L	70 78
22/22	-	vs UNLV (MWC)	03/08/18		W 79 74	10/10	--	vs Colgate (NCAA)	03/19/21	W	86 68
22/22	-	vs San Diego State (MWC)	03/09/18		L 73 90	10/10	21/21	vs Texas Tech (NCAA)	03/21/21	W	68 66
22/25	-	vs Texas (NCAA)	03/16/18	OT	W 87 83	10/10	--	vs Oral Roberts (NCAA)	03/27/21	W	72 70
22/25	8/10	vs Cincinnati (NCAA)	03/18/18		W 75 73	10/10	3/3	vs Baylor (NCAA)	03/29/21	L	72 81
22/25	RV/RV	vs Loyola-Chicago (NCAA)	03/22/18		L 68 69	16/15	--	MERCER	11/08/21	W	74 61
7/9	-	BYU	11/06/18		W 86 70	16/15	--	GARDNER-WEBB	11/13/21	W	86 69
7/9	-	PACIFIC	11/09/18		W 83 61	16/15	--	NORTHERN IOWA	11/17/21	W	93 80
6/9	-	LITTLE ROCK	11/16/18		W 87 59	13/12	--	vs Kansas State (HOF)	11/22/21	W	72 64
6/9	-	CALIFORNIA BAPTIST	11/19/18		W 90 55	13/12	--	vs Cincinnati (HOF)	11/23/21	W	73 67
6/9	-	vs Tulsa	11/22/18		W 96 86						
6/7	-	vs. UMass	11/23/18		W 110 87						
5/6	-	at Loyola-Chicago	11/27/18		W 79 65						
5/6	-	at Southern Cal	12/01/18		W 73 61						
5/6	20/20	vs Arizona State	12/07/18		W 72 66						
5/6	-	vs Grand Canyon	12/09/18		W 74 66						
7/7	-	SOUTH DAKOTA STATE	12/15/18		W 72 68						
5/6	-	AKRON	12/22/18		W 68 62						
5/6	-	at Utah	12/29/18		W 86 71						
6/5	-	UTAH STATE	01/02/19		W 72 49						
6/5	-	at New Mexico	01/05/19		L 58 85						
10/11	-	SAN JOSE STATE	01/09/19		W 92 53						
10/11	-	at Fresno State	01/12/19		W 74 64						
10/10	-	at Boise State	01/15/19		W 72 71						
10/10	-	AIR FORCE	01/19/19		W 67 52						
7/7	-	COLORADO STATE	01/23/19		W 100 60						
8/7	-	at UNLV	01/29/19		W 87 70						
8/7	-	BOISE STATE	02/02/19		W 93 73						
5/6	-	at Colorado State	02/06/19		W 98 82						
5/6	-	NEW MEXICO	02/09/19		W 91 62						
7/6	-	at Wyoming	02/16/19		W 82 49						
5/6	-	at San Diego State	02/20/19		L 57 65						
5/6	-	FRESNO STATE	02/23/19		W 74 68						
12/13	-	UNLV	02/27/19		W 89 73						
12/13	-	at Utah State	03/02/19		L 76 81						
17/18	-	at Air Force	03/05/19		W 90 79						
17/18	-	SAN DIEGO STATE	03/09/19		W 81 53						
14/17	-	vs Boise State	03/14/19		W 77 69						
14/17	-	vs San Diego State	03/15/19		L 56 65						
14/20	-/RV	vs Florida (NCAA)	03/21/19		L 61 70						

# VERSUS 2021-22 OPPONENTS

## NON-CONFERENCE

School	Gms	Series Record	H	A	N	Last Meeting
Central Arkansas	7	Arkansas Leads, 7-0	4-0	3-0	0-0	H - W, 100-75 (12/12/20)
Charlotte	1	Arkansas Leads, 1-0	1-0	0-0	0-0	H - W, 80-67 (12/28/11)
Cincinnati	5	Arkansas Trails, 2-3	0-1	0-1	2-1	N - W, 73-67 (11/23/21)
Elon	1	Arkansas Leads, 1-0	1-0	0-0	0-0	W - H, 96-52 (12/29/01)
Gardner-Webb	2	Arkansas Leads, 2-0	2-0	0-0	0-0	H - W, 86-69 (11/13/21)
Hofstra	2	Arkansas Leads, 2-0	1-0	0-0	1-0	N - 94-64 @ PB (01/04/78)
Kansas State	12	Arkansas Trails, 4-8	2-1	1-2	1-5	N - W, 72-64 (11/22/21)
Little Rock		• First Meeting •				
Mercer	6	Arkansas Leads, 5-1	2-0	0-0	3-1	H - W, 74-61 (11/09/21)
Northern Iowa	1	Arkansas Leads, 1-0	1-0	0-0	0-0	H - W, 93-80 (11/17/21)
Oklahoma	28	Arkansas Leads, 16-12	8-5	3-7	5-0	N - W, 92-83 (11/23/17)
Penn		• First Meeting •				

## SOUTHEASTERN CONFERENCE

School	Gms	Series Record	H	A	N	Last Meeting
Alabama	65	Arkansas Leads, 36-29	20-6	8-21	8-2	H - W, 81-66 (02/24/21)
• SEC Only	55	Arkansas Leads, 29-26	20-6	8-19	1-1	
Auburn	56	Arkansas Leads, 36-20	22-5	13-14	1-1	H - W, 75-73 (01/20/21)
• SEC Only	55	Arkansas Leads, 36-19	22-5	13-14	1-0	
Florida	39	Arkansas Trails, 13-26	9-7	2-14	2-5	H - W, 75-64 (02/16/21)
• SEC Only	39	SAME		SAME		
Georgia	40	Arkansas Leads, 24-16	12-3	6-10	6-3	H - W, 99-69 (01/09/21)
• SEC Only	40	SAME		SAME		
Kentucky	45	Arkansas Trails, 12-33	7-8	4-15	1-10	A - W, 81-80 (02/09/21)
• SEC Only	40	Arkansas Trails, 12-28	7-8	4-13	1-8	
LSU	72	Arkansas Leads, 38-34	21-8	12-19	5-7	N - L, 78-71 (03/13/21)
• SEC Only	63	Arkansas Leads, 34-29	21-8	11-18	2-3	
Ole Miss	83	Arkansas Leads, 50-33	17-11	9-20	24-2	H - W, 74-59 (01/27/21)
• SEC Only	54	Arkansas Leads, 28-27	17-10	9-18	1-0	
Mississippi State	65	Arkansas Leads, 34-31	22-8	7-22	5-1	H - W, 61-45 (02/02/21)
• SEC Only	56	Arkansas Leads, 29-27	21-7	6-20	2-0	
Missouri	56	Arkansas Leads, 30-26	17-10	11-16	2-0	N - W, 70-64 (03/12/21)
• SEC Only	19	Arkansas Leads, 11-8	7-2	3-6	1-0	
South Carolina	36	Arkansas Leads, 21-15	11-5	7-8	3-2	A - W, 101-73 (03/02/21)
• SEC Only	36	SAME		SAME		
Tennessee	44	Arkansas Trails, 21-23	11-4	4-14	6-5	A - L, 79-74 (01/06/21)
• SEC Only	40	Arkansas Trails, 18-22	11-4	4-14	3-4	
Texas A&M	161	Arkansas Leads, 104-57	59-15	38-38	7-4	H - W, 87-80 (03/06/21)
• SEC Only	15	Arkansas Leads, 9-6	7-1	2-5	0-0	
Vanderbilt	41	Arkansas Leads, 29-12	16-3	8-8	5-1	H - W, 92-71 (01/23/21)
• SEC Only	39	Arkansas Leads, 28-11	15-3	8-7	5-1	

## AT THE SEC TOURNEY

Overall: ..... 28-28  
 1st Rd: ..... 4-10  
 2nd Rd: ..... 1-2  
 Quarterfinal: ..... 15-2  
 Semifinal: ..... 7-8  
 Final: ..... 1-6

## RECORD BY OPPONENT

Opponent	Record	Last Meeting
Alabama	1-1	1995, W, 69-58 (Semis)
Auburn	1-0	2000, W, 75-67 (Final)
Florida	2-5	2019, L, 66-50 (2nd)
Georgia	6-3	2015, W, 60-49 (Semis)
Kentucky	1-9	2021, L, 82-65 (Final)
LSU	2-3	2021, L, 78-71 (Semis)
Ole Miss	1-0	2017, W, 73-72 (Quart)
Mississippi State	2-0	2007, W, 81-72 (Semis)
Missouri	1-0	2021, W, 70-64 (Quart)
South Carolina	3-2	2018, W, 69-64 (2nd)
Tennessee	3-4	2018, L, 84-66 (Semis)
Texas A&M	0-0	n/a
Vanderbilt	5-1	2020, W, 86-73 (1st)

## AT THE NCAA TOURNEY

Overall: ..... 45-33  
 1st Rd: ..... 17-8  
 2nd Rd: ..... 10-10  
 Sweet 16: ..... 7-5  
 Elite 8: ..... 6-4  
 Final Four: ..... 2-4  
 Championship: ..... 1-1  
 Regional/Final Consolations: ..... 2-1

## RECORD BY OPPONENT

Opponent	Record	Last Meeting
Alabama	1-0	1991, W, 93-70 (Sweet 16)
Arizona	1-0	1994, W, 91-82 (Final 4)
Arizona State	1-0	1991, W, 97-90 (2nd)
Baylor	0-1	2021, L, 81-72 (Elite 8)
Bucknell	0-1	2006, L, 59-55 (1st)
Butler	0-1	2018, L, 79-62 (1st)
Cal St-Fullerton	1-0	1979, W, 61-58 (Elite 8)
Cincinnati	0-1	1958, L, 97-62 (Final 4 con)
Colgate	1-0	2021, W, 85-68 (1st)
Dayton	1-0	1990, W, 86-84 (2nd)
Duke	1-1	1994, W, 76-72 (Final)
Georgetown	1-1	2001, L, 63-61 (1st)
Georgia State	1-0	1991, W, 117-76 (1st)
Holy Cross	1-0	1993, W, 94-64 (1st)
Indiana	1-0	2008, W, 86-72 (1st)
Indiana State	0-1	1980, L, 73-71 (Elite 8)
Iowa	1-1	1999, L, 82-72 (2nd)
Kansas	0-1	1991, L, 93-71 (Elite 8)
Kansas State	0-2	1982, L, 65-64 (2nd)
Kentucky	0-1	1979, L, 64-59 (Final 4)
LSU	0-1	1981, L, 75-56 (Sweet 16)
Louisville	2-2	1989, L, 93-74 (2nd)
Loyola-Marymount	1-0	1989, W, 120-101 (1st)
Marquette	1-0	1996, W, 65-56 (2nd)
UMass	0-1	1996, L, 79-63 (Sweet 16)
Memphis	1-1	1995, W, 96-91 OT (Sweet 16)
Mercer	1-0	1981, W, 73-67 (1st)
Miami (Fla.)	0-1	2000, L, 75-71 (1st)
Michigan	1-0	1994, W, 76-68 (Elite 8)
Murray State	1-0	1992, W, 80-60 (1st)
Nebraska	1-0	1998, W, 74-65 (1st)

Opponent	Record	Last Meeting
Notre Dame	1-0	1979, W, 71-69 (Final 4)
North Carolina	2-4	2017, L, 72-65 (2nd)
N.C. A&T	1-0	1994, W, 94-79 (1st)
Oklahoma State	0-2	1958, L, 65-4 (Sweet 16)
Oral Roberts	1-0	2021, W, 72-70 (Sweet 16)
Oregon	1-0	1945, W, 79-76 (Elite 8)
Oregon State	0-1	1949, L, 56-38 (Elite 8)
Penn State	1-0	1996, W, 86-80 (1st)
Princeton	1-0	1990, W, 68-64 (1st)
Purdue	1-0	1983, W, 78-68 (2nd)
St. John's	1-1	1993, W, 80-74 (2nd)
Selon Hall	1-0	2017, W, 77-71 (1st)
Siena	1-0	1999, W, 94-80 (1st)
Southern Cal	0-1	2007, L, 77-60 (1st)
Syracuse	1-0	1995, W, 96-94 OT (2nd)
Texas	1-0	1990, W, 88-85 (Elite 8)
Texas Southern	1-0	1995, W, 79-78 (1st)
Texas Tech	1-0	2021, W, 68-66 (2nd)
Tulsa	1-0	1994, W, 103-84 (Sweet 16)
UCLA	1-1	1979, L, 89-78 (Final)
Utah	0-1	1998, L, 69-65 (2nd)
Villanova	0-1	1988, L, 82-74 (1st)
Virginia	1-1	1995, W, 68-61 (Elite 8)
Wake Forest	0-1	1977, L, 86-80 (1st)
Washington State	0-1	1941, L, 64-53 (Final 4)
Weber State	2-0	1980, W, 74-63 (2nd)
Wofford	1-0	2015, W, 56-53 (2nd*)
Wyoming	2-0	1949, W, 61-40 (Reg con)

# #PROHOGS

<b>40</b>	<b>NBA Draft Selections</b>	<b>16</b>	<b>All-Star Game Appearances</b>	<b>14</b>	<b>All-Defensive Team Honors</b>
-----------	-----------------------------	-----------	----------------------------------	-----------	----------------------------------



**PATRICK BEVERLEY**

- 10th Year in NBA
- 3x NBA All-Defensive Team
- 2009 - 2nd RD/42nd overall



**DANIEL GAFFORD**

- 3rd Year in NBA
- 2019 - 2nd RD/38th overall



**ISAIAH JOE**

- 2nd Year in NBA
- 2020 - 2nd RD/49th overall



**MOSES MOODY**

- 1st Year in NBA
- 1st Hog to be "1 & Done"
- 2021 - 1st RD/14th Pick



**BOBBY PORTIS**

- 7th Year in NBA
- 2021 NBA Champion
- 2015 - 1st RD/22nd overall

<b>13</b>	<b>First Round Draft Picks</b>	<b>7</b>	<b>All-NBA Selections</b>	<b>5</b>	<b>NBA Champions</b>
-----------	--------------------------------	----------	---------------------------	----------	----------------------



## PROHOGS AROUND THE WORLD

Adrio Bailey	Sopron KC (Hungary)
Jaylen Barford	Astana (Kazakhstan)
Coty Clarke	Toyama Grouses (Japan)
Jeantal Cylla	Union SF (Argentina)
Jabril Durham	Fortitudo (Italy)
Courtney Fortson	Bney Herzliya (Israel)
Sergio Gipson	Triplets (USA BIG3)
Dusty Hannahs	Adelaide 36ers (Australia)
Delvon Johnson	Usti n/Labem (Czech Republic)
Joe Johnson	Triplets (USA BIG3)
Mason Jones	South Bay Lakers (NBA G League)
Moses Kingsley	Ionikos (Greece)
Daryl Macon	Panathinaikos (Greece)
Rashad Madden	Brno (Czech Republic)
Jannero Pargo	Triplets (USA BIG3)
Michael Qualls	Craiova (Romania)
Jalen Tate	Giessen 46ers (Germany)
Charles Thomas	Nantes (France)
Dustin Thomas	Ironi Nahariya (Israel)
Jimmy Whitt Jr.	Cleveland Charge (NBA G League)







## ERIC MUSSELMAN

**ARKANSAS HEAD COACH**

**San Diego, 1987**

50-19 • 2nd year as Arkansas head coach

160-53 • 7th year as collegiate head coach

503-291 • 14 seasons as professional head coach

- 1996 USBL Coach of the Year
- 2003 NBA Coach of the Year Runner-Up
- 2012 NBA D-League Coach of the Year
- 2016 Bleacher Report's Mountain West Coach of the Year
- 2017 USBWA District VIII Coach of the Year
- 2018 USBWA District VIII Coach of the Year
- 2018 NABC District 17 Coach of the Year
- 2018 Mountain West Coach of the Year
- 2021 Jim Phelan Coach of the Year Finalist
- 2021 Werner Ladder Naismith Coach of the Year Semifinalist
- 2021 Basketball Times Midlands District Coach of the Year

### COLLEGIATE HEAD COACHING RECORD

Year	Overall	Conf	Finish	Conf Tourn	NCAA/CBI Postseason
2015-16	24-14	10-8	MW (T4th)	1-1	5-1 • CBI Champion
2016-17	28-7	14-4	<b>MW (1st)</b>	3-0 *	0-1 • #12 seed NCAA 1st Rd
2017-18	29-8	15-3	<b>MW (1st)</b>	1-1	2-1 • #7 seed NCAA Sweet 16
2018-19	29-5	15-3	<b>MW (1st)</b>	1-1	0-1 • #7 seed NCAA 1st Rd
2019-20	20-12	7-11	SEC (T10th)	1-0 +	Canceled
2020-21	25-7	13-4	SEC (2nd)	1-1	3-1 • #3 seed Elite 8
2021-22	5-0	--			
<b>Totals</b>	<b>160-53</b>	<b>74-33</b>		<b>8-4</b>	<b>10-5 (5-4 NCAA / 5-1 CBI)</b>

\* - Tournament champion / + - SEC Tourney canceled after Rd 1

## MUSSELMAN'S CAREER AS HEAD COACH

NOTE: Professional basketball **DOES NOT** count postseason toward season W-L record nor to head coach W-L record

Year	Team	League	Record	Note for the Season	Reg. Season Div./Conf. Finish	Postseason
1989-90	Rapid City	CBA	42-14	<b>MOST WINS IN CBA</b>	1st National Conf.	Finals (8-8) *
1991-92	Rapid City	CBA	37-19	<b>2nd-most wins in CBA</b>	1st National Conf.	Finals (9-7) *
1992-93	Rapid City	CBA	44-12	<b>MOST WINS IN CBA</b>	1st National Conf.	Conf. Finals (5-3) *
1993-94	Rapid City	CBA	37-19	<b>MOST WINS IN CBA</b>	1st National Conf.	Conf. Finals (5-5) *
1994-95	Rapid City	CBA	31-25	6th-most wins in CBA	5th National Conf.	Conf. 1st Rd (0-2) *
1995-96	Florida	CBA	41-15	<b>MOST WINS IN CBA</b>	1st National Conf.	Conf. Finals (5-3) *
1996-97	Florida	CBA	38-18	<b>2nd-most wins in CBA</b>	1st American Conf.	Finals (7-6) *
1995	Florida	USBL	25-2	<b>MOST WINS IN USBL</b>	1st Overall	Champion (1-0) *
1996	Florida	USBL	28-1	<b>MOST WINS IN USBL</b>	1st Southern Div.	Champion (3-0) *
2002-03	Golden State	NBA	38-44	6th Pacific Division	11th Western Conf.	--
2003-04	Golden State	NBA	37-45	T4th Pacific Division	11th Western Conf.	--
2006-07	Sacramento	NBA	33-49	5th Pacific Division	11th Western Conf.	--
2010-11	Reno	D-League	34-16	<b>2nd-most wins in NBADL</b>	1st Western Conf.	Semifinals (2-3) *
2011-12	Los Angeles	D-League	38-12	<b>MOST WINS IN NBADL</b>	1st Western Conf.	Finals (5-2) *
2015-16	Nevada	NCAA	24-14	<b>Led NCAA in FT Made</b>	T4th Mountain West	CBI Champion (5-1)
2016-17	Nevada	NCAA	28-7	T16th for Most wins NCAA	1st Mountain West	#12 seed - NCAA 1st Rd (0-1)
2017-18	Nevada	NCAA	29-8	2nd in NCAA in A-T0 ratio	1st Mountain West	#7 seed - NCAA Sweet 16 (2-1)
2018-19	Nevada	NCAA	29-5	7th in NCAA in W-L%	1st Mountain West	#7 seed - NCAA 1st Rd (0-1)
2019-20	Arkansas	NCAA	20-12	<b>Led NCAA in 3Pt% Def</b>	T10th SEC	Canceled
2020-21	Arkansas	NCAA	25-7	<b>NCAA: 2nd FT/11th Scoring</b>	2nd SEC	#3 seed - NCAA Elite 8 (3-1)
2021-22	Arkansas	NCAA	5-0			
2010	Dominican Team		5-1	Silver Medal Centrobasket Championship		
2011	Venezuelan Team		12-9	5th FIBA Americas Championship		
2012	Venezuelan Team		7-4	Silver Medal FIBA South American Championship		

### MUSSELMAN COMPOSITE COACHING RECORD

COLLEGIATE	7th Yr	Overall	Conf	Conf Tourn	NCAA/CBI	ALL POST
Nevada	4 yrs	155-53	74-33	8-4	5-4 / 5-1	18-9
Arkansas	3rd yr	50-19	20-15	2-1	3-1 / ---	5-2
<b>PROFESSIONAL</b>	<b>14 Seasons</b>	<b>503-291</b>	<b>(50-39 Postseason *)</b>			
<b>CBA</b>	<b>7 years</b>	<b>270-122</b>	<b>(39-34 Postseason*)</b>			
Rapid City	5 years	191-89	(27-25 Postseason *)			
Florida	2 years	79-33	(12-9 Postseason *)			
<b>USBL</b>	<b>2 years</b>	<b>53-3</b>	<b>(4-0 Postseason *)</b>			
Florida	2 years	53-3	(4-0 Postseason *)			
<b>NBA</b>	<b>3 years</b>	<b>108-138</b>	<b>--</b>			
Golden State	2 years	75-89	--			
Sacramento	1 year	33-49	--			
<b>D-League</b>	<b>2 years</b>	<b>72-28</b>	<b>(7-5 Postseason *)</b>			
Reno	1 year	34-16	(2-3 Postseason *)			
Los Angeles	1 year	28-12	(5-2 Postseason *)			
<b>INTERNATIONAL</b>	<b>3 Years</b>	<b>24-14</b>	<b>--</b>			
Dominican	1 years	5-1	--			
Venezuelan	2 years	19-13	--			

\* - Note, professional basketball does not include playoff results in W-L record

\* - Musselman's pro record including playoffs is 553-330

### MUSSELMAN STOPS BY YEAR

1989-90	Head Coach	Rapid City Thrillers	CBA
1990-91	Asst. Coach	Minnesota Timberwolves	NBA
1991-92	Head Coach	Rapid City Thrillers	CBA
1992-93	Head Coach	Rapid City Thrillers	CBA
1993-94	Head Coach	Rapid City Thrillers	CBA
1994-95	Head Coach	Rapid City Thrillers	CBA
Spring '95	Head Coach	Florida Sharks	USBL
1995-96	Head Coach	Florida Beachdogs	CBA
Spring '96	Head Coach	Florida Sharks	USBL
1996-97	Head Coach	Florida Beachdogs	CBA
1998-99	Asst. Coach	Orlando Magic	NBA
1999-00	Asst. Coach	Orlando Magic	NBA
2000-01	Asst. Coach	Atlanta Hawks	NBA
2001-02	Asst. Coach	Atlanta Hawks	NBA
2002-03	Head Coach	Golden State Warriors	NBA
2003-04	Head Coach	Golden State Warriors	NBA
2004-05	Asst. Coach	Memphis Grizzlies	NBA
2005-06	Asst. Coach	Memphis Grizzlies	NBA
2006-07	Head Coach	Sacramento Kings	NBA
2007-10	• DID NOT COACH FOR 3 SEASONS •		
2010-11	Head Coach	Reno Bighorns	NBADL
2011-12	Head Coach	Los Angeles Defenders	NBADL
2012-13	Asst. Coach	Arizona State Sun Devils	NCAA
2013-14	Assoc. HC	Arizona State Sun Devils	NCAA
2014-15	Assoc. HC	LSU Tigers	NCAA
2015-16	Head Coach	Nevada Wolf Pack	NCAA
2016-17	Head Coach	Nevada Wolf Pack	NCAA
2017-18	Head Coach	Nevada Wolf Pack	NCAA
2018-19	Head Coach	Nevada Wolf Pack	NCAA
2019-20	Head Coach	Arkansas Razorbacks	NCAA
2020-21	Head Coach	Arkansas Razorbacks	NCAA
2021-22	Head Coach	Arkansas Razorbacks	NCAA



## MUSSELMAN AT A GLANCE

Eric Musselman was named Arkansas' 13th head men's basketball coach on April 7, 2019. He has over 30 years of coaching experience, including his seventh as a collegiate head coach and 14 as a professional head coach.

In his first six years as a collegiate head coach, Musselman has won at least 20 games each season (24, 28, 29, 29, 20 and 20), advanced to all five postseasons played (including four straight NCAA tournaments) and reached two NCAA Sweet 16's, including an Elite 8 appearance with the Razorbacks in 2021.

Prior to entering the collegiate head coaching ranks, Musselman was a head coach for seven professional teams, including two seasons with the Golden State Warriors (2002-04) and one with the Sacramento Kings (2006-07). He won over 550 games as a professional head coach with a combined winning percentage of .626 (553-330).

Musselman played collegiately at the University of San Diego and helped the Toreros to NCAA Tournament berths in 1984 and 1987. He was recipient of the program's Bugelli Leadership Award as a senior.

Musselman is married to Danyelle Sargent Musselman, who has worked at ESPN, Fox Sports and the NFL Network as a broadcaster. Musselman has two sons, Michael and Matthew, and the couple has a daughter, Mariah.

Musselman's father Bill was also an NBA head coach and they were the first father-son combination to become head coaches in the NBA.

## MUSSELMAN DID YOU KNOWS

- Named General Manager of CBA's Rapid City Thrillers at age of 22. The next year, became head coach of the Thrillers at he age of 23, the youngest coach in CBA history.
- From 1990-1997, had 26 players called up to the NBA, the highest number in the league during that span.
- Is the only person in CBA history to coach in five league All-Star Games (1990, 1992, 1993, 1994, 1997)
- The first coach in professional basketball history to win 100 games by the age of 28.
- At the age of 37, named head coach of the Golden State Warriors and was the youngest head coach ever hired by an NBA team at the time.
- He and his father, Bill, were first father-son combination to both become head coaches in NBA history.
- In 2003, was runner-up to Gregg Popovich for NBA Coach of the Year Award voting (231 points, including 26 first-place votes).
- Is the CBA's third all-time winningest coach (270-122 in seven seasons) and the most successful coach (54-3 in two seasons) in the history of the United States Basketball League.
- Led CBA in scoring (116.7 ppg) in 1992-93 and was 2nd in NBA in scoring (102.4 ppg) in 2002-03.
- Only needed 130 games to win his 100th game as a collegiate head coach. He was the 27th-fastest coach in NCAA history to reach 100 wins but was the ninth-fastest since 1970.
- In his first season at Arkansas, the Razorbacks led the NCAA in 3-point field goal percentage defense.

## MUSSELMAN VS. ALL OPPONENTS

Opponent	Overall	at Nevada	at Arkansas	Last Meeting
Abilene Christian	1-0	0-0	1-0	12/20/20
Air Force	7-0	7-0	0-0	03/05/19
Akron	1-0	1-0	0-0	12/22/18
<b>Alabama</b>	<b>2-1</b>	<b>0-0</b>	<b>2-1</b>	<b>02/24/21</b>
Arizona State	1-0	1-0	0-0	12/07/18
Arkansas-Little Rock	1-0	1-0	0-0	11/16/18
<b>Auburn</b>	<b>2-1</b>	<b>0-0</b>	<b>2-1</b>	<b>01/20/21</b>
Austin Peay	1-0	0-0	1-0	11/12/19
Baylor	0-1	0-0	0-1	03/29/21
Boise State	7-2	7-2	0-0	02/02/19
Bradley	1-0	1-0	0-0	12/03/16
Buffalo	1-0	1-0	0-0	11/25/16
BYU	1-0	1-0	0-0	11/06/18
Cal State Fullerton	0-1	0-1	0-0	11/28/15
California Baptist	1-0	1-0	0-0	11/19/18
<b>Central Arkansas</b>	<b>1-0</b>	<b>0-0</b>	<b>1-0</b>	<b>12/20/20</b>
<b>Charlotte</b>	• FIRST MEETING •			
<b>Cincinnati</b>	<b>2-0</b>	<b>1-0</b>	<b>1-0</b>	<b>11/23/21</b>
Coastal Carolina	1-0	1-0	0-0	11/13/15
Colgate	1-0	0-0	1-0	03/19/21
Colorado State	7-1	7-1	0-0	02/02/19
Davidson	1-0	1-0	0-0	11/21/17
Drake	1-0	1-0	0-0	12/12/15
Eastern Washington	1-0	1-0	0-0	03/21/16
<b>Elon</b>	• FIRST MEETING •			
<b>Florida</b>	<b>1-2</b>	<b>0-1</b>	<b>1-1</b>	<b>02/16/21</b>
Fresno Pacific	1-0	1-0	0-0	12/09/15
Fresno State	6-3	6-3	0-0	02/23/19
LSU	1-1	0-0	1-1	03/05/20
<b>Gardner-Webb</b>	<b>1-0</b>	<b>0-0</b>	<b>1-0</b>	<b>11/13/21</b>
<b>Georgia</b>	<b>1-1</b>	<b>0-0</b>	<b>1-1</b>	<b>01/09/21</b>
Georgia Tech	1-0	0-0	1-0	11/25/19
Grand Canyon	1-0	1-0	0-0	12/09/18
Hawai'i	1-1	1-1	0-0	11/24/17
<b>Hofstra</b>	• FIRST MEETING •			
Holy Names	1-0	1-0	0-0	11/30/15
Idaho	1-0	1-0	0-0	11/10/17
Illinois State	1-0	1-0	0-0	11/29/17
Indiana	1-0	0-0	1-0	12/29/19
Iona	1-1	1-1	0-0	11/26/16
Iowa State	0-1	0-1	0-0	03/16/17
<b>Kansas State</b>	<b>1-0</b>	<b>0-0</b>	<b>1-0</b>	<b>11/2/21</b>
Kentucky	1-1	0-0	1-1	02/09/21
<b>Little Rock</b>	• FIRST MEETING •			
Lipscomb	1-0	0-0	1-0	12/05/20
<b>LSU</b>	<b>2-3</b>	<b>0-0</b>	<b>2-3</b>	<b>03/13/21</b>
Loyola-Chicago	1-1	1-1	0-0	11/28/18
Loyola Marymount	1-0	1-0	0-0	11/14/16
<b>Ole Miss</b>	<b>2-0</b>	<b>0-0</b>	<b>2-0</b>	<b>01/27/21</b>
Massachusetts	1-0	1-0	0-0	11/23/18
<b>Mercer</b>	<b>1-0</b>	<b>0-0</b>	<b>2-0</b>	<b>11/09/21</b>
<b>Mississippi State</b>	<b>1-2</b>	<b>0-0</b>	<b>1-2</b>	<b>02/03/21</b>
Mississippi Valley	1-0	0-0	1-0	11/25/20
<b>Missouri</b>	<b>3-2</b>	<b>0-0</b>	<b>3-2</b>	<b>03/12/21</b>
Montana	2-0	1-0	1-0	11/16/19
Montana State	1-0	1-0	0-0	11/15/15
Morehead State	2-1	2-1	0-0	04/01/16
New Mexico	5-3	5-3	0-0	02/09/19
North Texas	2-0	0-0	2-0	11/29/20

## MUSSELMAN VS. ALL OPPONENTS

Opponent	Overall	at Nevada	at Arkansas	Last Meeting
<b>Northern Iowa</b>	<b>1-0</b>	<b>0-0</b>	<b>1-0</b>	<b>11/17/21</b>
Northern Kentucky	1-0	0-0	1-0	11/30/19
Oakland	1-0	1-0	0-0	11/23/16
<b>Oklahoma</b>	• FIRST MEETING •			
Oklahoma State	0-1	0-0	0-1	01/30/21
Oral Roberts	2-0	0-0	2-0	03/27/21
Oregon State	1-1	1-1	0-0	11/18/16
Pacific	4-0	4-0	0-0	11/09/18
<b>Penn</b>	• FIRST MEETING •			
Portland State	1-0	1-0	0-0	11/25/15
Radford	1-0	1-0	0-0	12/17/17
Rhode Island	1-0	1-0	0-0	11/13/17
Rice	1-0	0-0	1-0	11/05/19
Saint Mary's	0-1	0-1	0-0	11/11/16
San Diego State	3-7	3-7	0-0	03/0/19
San Francisco	0-1	0-1	0-0	12/23/17
San Jose State	6-0	6-0	0-0	01/09/19
Santa Clara	2-0	2-0	0-0	11/15/17
<b>South Carolina</b>	<b>1-1</b>	<b>0-0</b>	<b>1-1</b>	<b>03/02/21</b>
South Dakota	1-0	0-0	1-0	11/22/19
South Dakota State	1-0	1-0	0-0	12/15/18
Southern	1-0	0-0	1-0	12/09/20
Southern Cal	1-0	1-0	0-0	12/01/18
Southern Illinois	1-0	1-0	0-0	12/22/17
<b>Tennessee</b>	<b>1-2</b>	<b>0-0</b>	<b>1-2</b>	<b>01/06/21</b>
Texas	1-0	1-0	0-0	03/16/18
<b>Texas A&amp;M</b>	<b>2-1</b>	<b>0-0</b>	<b>2-1</b>	<b>03/07/20</b>
Texas Tech	1-0	0-0	1-0	03/21/21
TCU	1-1	0-1	1-0	01/25/20
Texas Southern	1-0	0-0	1-0	11/19/19
Texas Tech	0-1	0-1	0-0	12/05/17
Towson	1-0	1-0	0-0	12/21/16
Tulsa	2-0	1-0	1-0	12/14/19
UC Davis	1-0	1-0	0-0	12/19/17
UC Irvine	2-0	2-0	0-0	12/02/17
UC Santa Barbara	1-0	1-0	0-0	12/22/16
UNLV	7-2	7-2	0-0	02/27/19
UT Arlington	1-0	0-0	1-0	12/02/20
Utah	1-0	1-0	0-0	12/29/18
Utah State	7-2	7-2	0-0	03/02/19
Valparaiso	1-0	0-0	1-0	12/21/19
<b>Vanderbilt</b>	<b>3-0</b>	<b>0-0</b>	<b>3-0</b>	<b>01/23/21</b>
Vermont	1-0	1-0	0-0	03/23/16
Washington	1-0	1-0	0-0	12/11/16
<b>West Virginia</b>	• FIRST MEETING •			
Western Kentucky	0-1	0-0	0-1	12/07/19
Wichita State	0-1	0-1	0-0	12/22/15
Wyoming	5-1	5-1	0-0	02/16/19

**Totals 160-53 110-34 50-19**

## MUSSELMAN VS. CONFERENCES

American Athletic	4-0	CAA	1-0	Ohio Valley	3-1
American East	1-0	C-USA	3-1	Pac-12	5-1
ACC	1-0	Horizon League	2-0	Patriot League	1-0
Atlantic Sun	1-0	Ind./Non DI	2-0	SEC	21-17
Atlantic 10	3-0	Ivy League	0-0	SoCon	1-0
Big East	0-0	MAAC	1-1	Southland	2-0
Big Sky	6-0	Mid-American	1-0	SWAC	3-0
Big South	3-0	MEAC	0-0	Summit League	4-0
Big Ten	1-0	Missouri Valley	7-2	Sun Belt	3-0
Big 12	4-5	Mountain West	60-21	WCC	8-2
Big West	5-2	Northeast	0-0	WAC	2-0



## MUSSELMAN RECORD BREAKDOWN

<b>OVERALL:</b>	<b>160-53</b>
<b>- AT ARKANSAS.....</b>	<b>50-19</b>
Home:.....	91-10.....33-5 at Arkansas
Away:.....	43-31.....9-12 at Arkansas
Neutral:.....	26-12.....8-2 at Arkansas

<b>CONFERENCE GAMES:</b>	<b>74-33</b>
<b>- AT ARKANSAS.....</b>	<b>20-15</b>
Home:.....	45-10.....14-5 at Arkansas
Away:.....	29-23.....6-10 at Arkansas

<b>VS RANKED TEAMS:....</b>	<b>5-9</b>	<b>AS RANKED TEAM: .....</b>	<b>52-14</b>
<b>- AT ARKANSAS.....</b>	<b>3-6</b>	<b>- AT ARKANSAS .....</b>	<b>14-2</b>
Home:.....	1-3 / 1-3 at Ark	Home:.....	25-1 / 7-0 at Ark
Away:.....	1-3 / 1-2 at Ark	Away:.....	13-6 / 1-0 at Ark
Neutral:.....	3-3 / 1-1 at Ark	Neutral:.....	14-7 / 6-2 at Ark

<b>RECORD BY MONTH:</b>	
November:.....	39-4.....14-0 at Arkansas
December:.....	32-8.....11-1 at Arkansas
January:.....	32-15.....8-9 at Arkansas
February:.....	31-12.....9-6 at Arkansas
March:.....	24-14.....8-3 at Arkansas
April:.....	1-0.....0-0 at Arkansas

<b>WHEN LEADING AT HALFTIME:</b>	<b>120-6</b>
at Arkansas .....	37-2

<b>WHEN TRAILING AT HALFTIME:</b>	<b>38-46</b>
at Arkansas .....	13-17

<b>WHEN TIED AT HALFTIME:</b>	<b>2-1</b>
at Arkansas .....	0-0

<b>OUT-REBOUNDING OPP:</b>	<b>95-13</b>
at Arkansas .....	25-3

<b>BEING OUT-REBOUNDED:</b>	<b>55-37</b>
at Arkansas .....	22-15

<b>REBOUNDS ARE EVEN:</b>	<b>10-2</b>
at Arkansas .....	3-1

<b>WHEN SCORING FIRST:</b>	<b>96-24</b>
at Arkansas .....	30-8

<b>WHEN OPPONENT SCORES FIRST:</b>	<b>64-29</b>
at Arkansas .....	20-11

<b>ONE-POSSESSION GAMES:</b>	<b>20-12</b>
at Arkansas .....	5-4

<b>OVERTIME GAMES:</b>	<b>8-6</b>
at Arkansas .....	2-3

<b>GAMES DECIDED BY 1-5 PTS OR LESS:</b>	<b>33-21</b>
at Arkansas .....	9-7

<b>GAMES DECIDED BY 6-10 PTS:</b>	<b>26-15</b>
at Arkansas .....	11-7

<b>GAMES DECIDED BY 11-19 PTS:</b>	<b>51-11</b>
at Arkansas .....	18-3

<b>GAMES DECIDED BY 20-PLUS PTS:</b>	<b>40-6</b>
at Arkansas .....	12-2

<b>SHOOTING 50 PERCENT OR BETTER:</b>	<b>50-2</b>
at Arkansas .....	12-1

<b>SHOOTING PCT. BETTER THAN OPP:</b>	<b>130-10</b>
at Arkansas .....	41-5

<b>SHOOTING PCT. WORSE THAN OPP:</b>	<b>28-42</b>
at Arkansas .....	8-14

<b>SHOOTING PCT. SAME AS OPP:</b>	<b>1-1</b>
at Arkansas .....	0-0

<b>OUT-SCORING OPP BENCH:</b>	<b>79-5</b>
at Arkansas .....	26-4

<b>OUT-SCORED BY OPP BENCH:</b>	<b>74-39</b>
at Arkansas .....	21-15

<b>BENCH SCORING EVEN:</b>	<b>7-0</b>
at Arkansas .....	3-0

## MOST POINTS BY A MUSSELMAN TEAM

NOTE: MISSING RESULTS FROM RAPID CITY (CBA) AND FLORIDA (USBL)				
142	Arkansas	Mississippi Valley State	11/25/20	W, 142-62
138	LA D-Fenders	Erie BayHawks	02/06/12	W, 138-107
135	LA D-Fenders	Stockton Kings	11/28/11	W, 135-103
135	Sacramento	Charlotte Bobcats	02/28/07	W, 135-120
135	Golden State	Orlando Magic	11/16/02	W, 135-92
133	Golden State	at Milwaukee Bucks	03/08/03	L, 133-138 (OT)
132	LA D-Fenders	Rio Grande Valley Vipers	12/05/11	W, 132-126
128	Sacramento	Los Angeles Lakers	12/29/06	L, 128-132 (OT)
128	Golden State	Utah Jazz	04/08/03	W, 128-102
127	LA D-Fenders	Canton Charge	01/30/12	W, 127-87
127	Reno	Idaho Stampede	12/01/10	W, 127-117
126	Reno	Rio Grande Valley Vipers	004/20/11	L, 126-134

## PLAYER GAME HIGHS:

<b>MOST POINTS:</b>	
at Nevada:	45 Jordan Caroline at New Mexico 01/07/17
	40 Jordan Caroline at Colorado St 02/06/19
	37 D.J. Fenner vs UNLV 02/08/17
	34 Marquize Coleman at Hawai'i 11/16/15
	33 Caleb Martin at Utah 12/29/18
	32 Marcus Marshall at Wyoming 01/14/17
	32 Marcus Marshall at Washington 12/11/16
	32 Tyron Criswell vs Eastern Washington 03/21/16
	30 4x

at Arkansas:	41 Mason Jones vs Tulsa 12/14/19
	40 Mason Jones vs Auburn 02/04/20
	38 Mason Jones vs Miss State 02/15/20
	37 Mason Jones vs Tennessee 02/26/20
	36 Mason Jones vs LSU 03/04/20
	34 Mason Jones vs South Carolina 01/29/20
	34 Isaiah Joe at Ole Miss 01/11/20
	33 Isaiah Joe vs Texas Southern 11/19/19
	32 Mason Jones vs Rice 11/05/19
	30 4x - Last: JD Notae vs Mercer 11/09/21

SEC Game:	40 Mason Jones vs Auburn 02/04/20
SEC Tourney:	28 Moses Moody vs LSU 03/13/20
NCAA Tourney:	27, Justin Smith vs Colgate 03/19/21
Bud Walton:	41 Mason Jones vs Tulsa 12/14/19
Road Game:	34 Isaiah Joe at Ole Miss 01/11/20
Neutral Site:	28 Moses Moody vs LSU 03/13/20
Ranked Opp:	40 Mason Jones vs Auburn 02/04/20
Frosh:	28 (4x) Moses Moody (Bama, USC, TX A&M, LSU)
Soph:	34 Isaiah Joe at Ole Miss 01/11/20
Junior:	41 Mason Jones vs Tulsa 12/14/19
Senior+:	30 (2x) last JD Notae vs Mercer 11/09/21
Season Opener:	32 Mason Jones vs Rice 11/05/19
SEC Opener:	17 Isaiah Joe & Mason Jones vs TX A&M 01/04/20

<b>MOST FIELD GOALS MADE:</b>	
at Nevada:	17 Jordan Caroline at New Mexico 01/07/17
	13 Cody Martin vs Utah State 02/17/18
	12 Jordan Caroline at UNLV 02/25/17
	12 Cameron Oliver vs Eastern Washington 03/21/16
	12 D.J. Fenner v UNLV 02/08/17

at Arkansas:	14 Jimmy Whitt Jr. vs Vanderbilt 01/15/20
	12 Mason Jones vs Auburn 02/04/20
	12 Mason Jones vs Tulsa 12/14/19
	12 Mason Jones vs Rice 11/05/19
	11 5x - Last: JD Notae vs Mercer 11/09/21

<b>MOST 3-POINTERS MADE:</b>	
at Nevada:	8 Marcus Marshall at UNLV 02/25/17
	7 6x

at Arkansas:	8 Mason Jones at Texas A&M 03/07/20
	7 Isaiah Joe at Ole Miss 01/11/20
	6 Isaiah Joe at Texas A&M 03/07/20
	6 Isaiah Joe at Indiana 12/29/19
	6 Isaiah Joe vs Texas Southern 11/19/19

<b>MOST FREE THROWS MADE:</b>	
at Nevada:	15 Marcus Marshall vs Boise State 02/22/17
	15 Marquize Coleman vs UNLV 01/23/16
	15 Marquize Coleman at Hawai'i 11/16/15
	14 Jordan Caroline vs Rhode Island 11/13/17
	14 Marcus Marshall at Wyoming 01/14/17

at Arkansas:	18 Mason Jones vs Miss State 02/15/20
	16 Moses Moody vs Alabama 02/24/21
	15 Mason Jones vs South Carolina 01/29/20
	12 Mason Jones vs LSU 03/04/20
	12 Isaiah Joe vs Tennessee 02/26/20
	12 Mason Jones vs Tulsa 12/14/19
	11 5x - Last: Justin Smith vs Colgate 03/19/21

<b>MOST REBOUNDS:</b>	
at Nevada:	24 Cameron Oliver vs Fresno State 02/11/16
	21 Cameron Oliver at UNLV 02/20/16
	17 Cameron Oliver vs Colorado State 03/04/17
	16 6x

at Arkansas:	17 Justin Smith vs Oral Roberts 12/20/20
	16 Connor Vanover vs North Texas 11/28/20
	15 Jimmy Whitt Jr. vs LSU 03/04/20
	14 Justin Smith vs Oral Roberts (03/27/21
	12 4X - Last: Justin Smith vs Colgate 03/19/21

SEC Game:	15 Jimmy Whitt Jr. vs LSU 03/04/20
SEC Tourney:	9 Moses Moody vs LSU 03/13/20
NCAA Tourney:	14 Justin Smith vs Oral Roberts 03/27/21
Bud Walton:	17 Justin Smith vs Oral Roberts 12/29/20
Road Game:	12 Jimmy Whitt Jr. at Western Ky 12/07/19
Neutral Site:	12 Justin Smith vs Colgate 03/19/21
Ranked Opp:	12 Justin Smith vs Alabama 02/24/21
Frosh:	10 (5x) last by Jaylin Williams vs Texas Tech 03/21/21
Soph:	16 Connor Vanover vs North Texas 11/28/20
Junior:	12 Mason Jones vs South Carolina 01/29/20
Senior+:	17 Justin Smith vs Oral Roberts 12/20/20
Season Opener:	11 Au'Diese Toney vs Mercer 11/09/21
SEC Opener:	6 Mason Jones vs Texas A&M 01/04/20

## MOST OFFENSIVE REBOUNDS:

at Nevada:	11 AJ West at Pacific 11/21/15
	8 Cameron Oliver vs Fresno State 02/11/16
at Arkansas:	11 Justin Smith vs Oral Roberts 03/27/21
	10 Justin Smith vs Oral Roberts 12/12/20
	6 Au'Diese Toney vs Cincinnati 11/23/21
	6 Justin Smith vs UT Arlington 12/02/20
	6 Reggie Chaney at Missouri 02/08/20
	5 6x - Last: Au'Diese Toney vs Mercer 11/09/21

## MOST DEFENSIVE REBOUNDS:

at Nevada:	16 Cameron Oliver vs Fresno State 02/11/16
	14 Cameron Oliver vs Colorado State 03/04/17
	14 Cameron Oliver at Wyoming 01/14/17
	13 Cameron Oliver vs Colorado State 03/11/17
	13 Cameron Oliver at Air Force 02/15/17
at Arkansas:	14 Connor Vanover vs North Texas 11/28/20
	14 Jimmy Whitt Jr. vs LSU 03/04/20
	11 Mason Jones vs South Carolina 01/29/20
	9 6x - Last: Connor Vanover vs UCA 12/12/12

## MOST ASSISTS:

at Nevada:	11 Cody Martin vs BYU 11/06/18
	11 Cody Martin vs Colorado State 02/25/18
	11 Marquize Coleman vs Holy Names 11/30/15
	10 Cody Martin vs Little Rock 11/16/18
	10 Cody Martin vs Pacific 11/09/18
	10 Marcus Marshall vs Colorado State 03/04/17
at Arkansas:	11 Jalen Tate vs UCA 12/12/12
	10 Jalen Tate vs Georgia 01/09/21
	9 Mason Jones at Ole Miss 01/11/20
	8 Jalen Tate at Vanderbilt 01/23/21
	8 Mason Jones vs Vanderbilt 01/15/20

SEC Game:	10 Jalen Tate vs Georgia 01/09/21
SEC Tourney:	6 Mason Jones vs Vanderbilt 03/11/20
NCAA Tourney:	6 Jalen Tate vs Oral Roberts 03/27/21
Bud Walton:	11 Jalen Tate vs Central Arkansas 12/12/12
Road Game:	9 Mason Jones at Ole Miss 01/11/20
Neutral Site:	6 Jalen Tate vs Oral Roberts 03/27/21
Ranked Opp:	6 by Jalen Tate at Tennessee 01/06/21
Frosh:	6 Davonte Davis (2x) vs Georgia and vs LSU
Soph:	7 (2x) Last Jaylin Williams vs UNI 11/17/21
Junior:	9 Mason Jones at Ole Miss 01/11/20
Senior:	11 Jalen Tate vs Central Arkansas 12/12/12
Season Opener:	7 Isaiah Joe vs Rice 11/05/19
SEC Opener:	5 Jalen Harris vs Texas A&M 01/04/20

## MOST STEALS:

at Nevada:	5 Caleb Martin vs California Baptist 11/19/18
	5 Jordan Caroline at San Diego St 02/12/17
	5 Marquize Coleman at New Mexico 12/30/15
	4 17x

at Arkansas:	7 JD Notae vs Mercer 11/09/21
	5 Justin Smith vs Colate 03/19/21
	5 JD Notae at South Carolina 03/02/21
	5 Justin Smith vs Florida 02/16/21
	5 Mason Jones at Georgia Tech 11/25/19
	5 Isaiah Joe vs Texas Southern 11/19/19
	5 Mason Jones vs Rice 11/05/19

SEC Game:	5 (3x) last JD Notae at South Carolina
SEC Tourney:	4 Davonte Davis vs LSU 03/13/20
NCAA Tourney:	5 Justin Smith vs Colgate 03/19/21
Bud Walton:	7 JD Notae vs Mercer 11/09/21
Road Game:	5 (2x) last JD Notae at South Carolina
Neutral Site:	4 Davonte Davis vs LSU 03/13/20
Ranked Opp:	4 Desi Sills vs Auburn 02/04/20
Frosh:	4 Davonte Davis vs LSU 03/13/20
Soph:	5 Isaiah Joe vs Texas Southern 11/19/19
Junior:	5 (4x) last JD Notae vs Colgate 03/19/21
Senior:	7 JD Notae vs Mercer 11/09/21
Season Opener:	7 JD Notae vs Mercer 11/09/21
SEC Opener:	3 Mason Jones vs Texas A&M 01/04/20

## MOST BLOCKED SHOTS:

at Nevada:	6 Cameron Oliver vs Morehead State 04/01/16
	5 7x

at Arkansas:	6 Connor Vanover vs North Texas 11/28/20
	5 Connor Vanover at Oklahoma St. 01/30/21
	5 Connor Vanover vs Ole Miss 01/27/21
	5 Adrio Bailey vs Valpo 12/21/19
	5 Adrio Bailey vs Texas Southern 11/19/19
	4 5x - Last Connor Vanover at S. Carolina 02/03/21

SEC Game:	5 Connor Vanover vs Ole Miss 01/27/21
SEC Tourney:	3 (3x) last Ethan Henderson vs LSU 03/13/21
NCAA Tourney:	3 Moses Moody vs Oral Roberts 03/27/21
Bud Walton:	6 Connor Vanover vs North Texas 11/28/20
Road Game:	5 Connor Vanover at Oklahoma State 01/30/21
Neutral Site:	5 Adrio Bailey vs Valpo 12/21/19
Ranked Opp:	4 Jalen Tate vs Alabama 02/24/21
Frosh:	4 Jaylin Williams vs LSU 02/27/21
Soph:	6 Connor Vanover vs North Texas 11/28/20
Junior:	3 (2x) last Ethan Henderson vs LSU 03/13/21
Senior:	5 Adrio Bailey 2x
Season Opener:	3 Connor Vanover vs Miss Valley 11/25/20
SEC Opener:	1 Adrio Bailey & Jimmy Whitt vs TX A&M 01/04/20



## TEAM GAME HIGHS:

MOST POINTS:			
at Nevada:	119	vs Fresno State 12/09/15	W, 119-70
	110	vs UMass 11/23/18	W, 110-87
	108	vs Holy Names 11/30/15	W, 108-57
	105	at New Mexico 01/07/17	W, 105-104 (OT)
	104	vs UNLV 02/08/17	W, 104-77
	103	at Wyoming 01/24/18	L, 103-104 (2OT)
	102	vs Fresno State 01/31/18	W, 102-92
	101	at UNLV 02/28/18	W, 101-75
	100	vs Colorado State 01/23/19	W, 100-60

at Arkansas:	142	vs Mississippi Valley 11/25/20	W, 142-62
	101	at South Carolina 03/02/21	W, 101-73
	100	vs UCA 12/12/12	W, 100-75
	99	vs Georgia 01/09/21	W, 99-69
	99	vs LSU 03/04/20	W, 99-90
	98	vs Tulsa 12/14/19	W, 98-79
	97	at Auburn 12/30/20	W, 97-89
	92	at Vanderbilt 01/23/21	W, 92-71
	91	vs Rice 11/05/19	W, 91-43

MOST FIELD GOALS MADE:			
at Nevada:	40	vs UMass 11/23/18	
	40	vs Fresno State 12/09/15	
	40	vs Holy Names 11/30/15	
	38	vs San Jose State 01/09/19	
	38	vs UNLV 02/08/17	

at Arkansas:	48	vs Mississippi Valley 11/25/20	
	40	vs Central Arkansas 12/12/20	
	37	at South Carolina 03/02/21	
	37	vs Rice 11/05/19	
	36	at Vanderbilt 01/23/21	
	36	vs Georgia 01/09/21	

MOST FIELD GOALS ATTEMPTED:			
at Nevada:	80	at UNLV 02/20/16	
	77	vs Colorado State 02/25/18	
	75	at New Mexico 01/07/17	
	74	vs Wyoming 01/03/18	
	74	at Wyoming 01/24/18	
	74	at Pacific 11/21/15	

at Arkansas:	86	vs Mississippi Valley 11/25/20	
	77	vs Oral Roberts 12/20/20	
	76	at LSU 01/13/21	
	76	vs Central Arkansas 12/12/20	
	71	vs Missouri 01/02/21	
	71	vs Texas Southern 11/19/19	

BEST FIELD GOAL PERCENTAGE:			
at Nevada:	.615 (40-65)	vs UMass 11/23/18	
	.597 (40-67)	vs Fresno State 12/09/15	
	.597 (40-67)	vs Holy Names 11/30/15	
	.593 (32-54)	at Utah State 02/17/18	
	.589 (33-56)	vs Fresno State 01/31/18	

at Arkansas:	.571 (36-63)	at Vanderbilt 01/23/21	
	.567 (34-60)	vs Tulsa 12/14/19	
	.558 (48-86)	vs Mississippi Valley 11/25/20	
	.552 (37-67)	at South Carolina 03/02/21	
	.552 (37-67)	vs Rice 11/05/19	
	.540 (27-50)	vs TCU 01/25/20	

MOST 3-POINT FIELD GOALS MADE:			
at Nevada:	17	at Pacific 11/18/17	
	15	vs Pacific 11/09/18	
	15	at Air Force 01/06/18	
	15	at Santa Clara 11/15/17	
	15	at New Mexico 01/07/17	

at Arkansas:	20	vs Mississippi Valley 11/25/20	
	15	at South Carolina 03/02/21	
	14	at Texas A&M 03/07/20	
	13	vs Gardner-Webb 11/13/21	
	12	5x - Last vs Georgia 01/09/21	

MOST 3-POINT FIELD GOALS ATTEMPTED:			
at Nevada:	39	vs South Dakota State 12/15/18	
	37	at Fresno State 01/12/19	
	37	vs San Jose State 02/21/18	
	34	vs San Jose State 01/09/19	
	34	at Pacific 11/18/17	

BEST 3-POINT FIELD GOAL PERCENTAGE:			
at Nevada:	.600 (6-10)	vs Morehead State 03/30/16	
	.588 (10-17)	at Fresno State 12/27/17	
	.579 (11-19)	vs Southern Illinois 12/22/17	
	.550 (11-20)	vs Oakland 11/23/16	
	.542 (13-24)	at UNLV 02/28/18	
	.542 (13-24)	at Air Force 02/15/17	

at Arkansas:	.667 (6-9)	vs TCU 01/25/20	
	.571 (12-21)	vs Georgia 01/09/21	
	.500 (20-40)	vs Mississippi Valley 11/25/20	
	.481 (13-27)	vs Gardner-Webb 11/13/21	
	.480 (12-25)	vs Missouri 02/22/20	
	.455 (15-33)	at South Carolina 03/02/21	

MOST FREE THROWS MADE:			
at Nevada:	39	vs Morehead State 04/01/16	
	36	vs Rhode Island 11/13/17	
	35	vs Tulsa 11/22/18	
	31	at Wyoming 01/14/17	
	30	at Wyoming 01/24/18	

at Arkansas:	36	vs LSU 03/04/20	
	28	at Missouri 02/08/20	
	27	vs Kansas State 11/22/21	
	27	vs Alabama 02/24/21	
	27	vs Tennessee 02/26/20	
	26	3x - Last: vs Mississippi Valley 11/25/20	

MOST FREE THROWS ATTEMPTED:			
at Nevada:	45	vs Morehead State 04/01/16	
	44	vs Rhode Island 11/13/17	
	43	at Pacific 11/21/15	
	42	vs Tulsa 11/22/18	

at Arkansas:	54	vs LSU 03/04/20	
	43	vs Alabama 02/24/21	
	40	vs South Carolina 01/29/20	
	39	at Missouri 02/08/20	
	36	at Tennessee 02/11/20	

BEST FREE THROW PERCENTAGE:			
at Nevada:	.929 (13-14)	vs Loyola-Chicago 03/22/18	
	.929 (13-14)	at Cal State Fullerton 11/28/15	
	.900 (18-20)	at Pacific 11/18/17	
	.889 (16-18)	at Fresno State 12/27/17	
	.885 (23-26)	vs Montana 03/16/16	
	.885 (23-26)	at Hawai'i 11/16/15	

at Arkansas:	.944 (17-18)	at LSU 01/08/20	
	.929 (13-14)	vs Mississippi State 02/02/21	
	.923 (12-13)	at South Carolina 03/02/21	
	.917 (11-12)	vs South Dakota 11/22/19	
	.889 (16-18)	vs Austin Peay 12/03/19	

MOST REBOUNDS:			
at Nevada:	61	at Pacific 11/21/15	
	60	vs Fresno Pacific 12/09/15	
	57	vs Fresno State 02/13/16	
	53	at UNLV 02/20/16	
	50	vs San Jose State 12/28/16	

at Arkansas:	58	Oral Roberts 12/20/20	
	58	vs Mississippi Valley 11/25/20	
	54	vs Lipscomb 12/05/20	
	46	vs Southern 12/09/20	
	45	4x - Last: vs Cincinnati 11/23/21	

MOST OFFENSIVE REBOUNDS:			
at Nevada:	25	at Pacific 11/21/15	
	19	vs Fresno Pacific 12/09/15	
	19	vs Fresno State 02/13/16	
	19	vs Florida 03/21/19	

at Arkansas:	24	vs Oral Roberts 12/20/20	
	20	vs Mississippi Valley 11/25/20	
	18	vs Cincinnati 11/23/21	
	18	vs Oral Roberts 03/27/21	
	17	at LSU 01/13/21	
	17	vs UT Arlington 12/02/20	

MOST DEFENSIVE REBOUNDS:			
at Nevada:	43	vs Fresno State 02/13/16	
	42	vs San Jose State 12/28/16	
	41	vs Fresno Pacific 12/09/15	
	40	vs Little Rock 11/16/18	
	38	vs Mew Mexico 02/09/19	

at Arkansas:	44	vs Lipscomb 12/05/20	
	38	vs Mississippi Valley 11/25/20	
	36	vs LSU 02/27/21	
	36	vs Valparaiso 12/21/19	
	35	vs Rice 11/05/19	

MOST ASSISTS:			
at Nevada:	29	vs Holy Names 11/30/15	
	27	at Santa Clara 11/15/17	
	25	vs Illinois State 11/29/17	
	25	at New Mexico 01/07/17	
	24	vs UC Davis 12/19/17	

at Arkansas:	26	vs Central Arkansas 12/12/20	
	26	vs Mississippi Valley 11/25/20	
	23	vs Gardner-Webb 11/13/21	
	22	at Vanderbilt 01/23/21	
	21	vs Northern Iowa 11/17/21	
	21	vs Georgia 01/09/21	
	19	2x last vs Vanderbilt 01/15/20	

MOST STEALS:			
at Nevada:	15	vs San Jose State 01/09/19	
	15	vs Utah State 01/02/19	
	12	vs New Mexico 01/28/17	
	13	at New Mexico 12/30/15	
	11	4x	

at Arkansas:	15	at Georgia Tech 11/25/19	
	14	vs Auburn 02/04/20	
	14	vs Rice 11/05/19	
	13	Missouri 01/02/21	
	13	at Auburn 12/30/20	
	13	vs Texas Southern 11/19/19	

MUSS TEAMS IN THE NCAA/CONFERENCE STATS									
	2015-16	2016-17	2017-18	2018-19	2019-20	2020-21			
3-pt FG Att	176 / 8	37 / 2	29 / 2	51 / 2	115 / 5	26 / 3			
A-Turnover Ratio	232 / 9	13 / 1	2 / 1	15 / 1	140 / 4	103 / 2			
Assists/Gm	220 / 9	32 / 1	27 / 2	75 / 3	226 / 10	80 / 4			
Blocks/Gm	7 / 1	64 / 3	74 / 2	100 / 2	84 / 9	17 / 4			
Def Reb/Gm	19 / 1	31 / 2	92 / 6	31 / 2	287 / 12	33 / 2			
Fewest Fouls	342 / 11	105 / 3	253 / 9	184 / 6	322 / 12	329 / 13			
Fewest TO	335 / 11	59 / 1	24 / 1	21 / 1	59 / 1	320 / 10			
FG Pct	251 / 9	146 / 5	60 / 3	68 / 4	147 / 6	100 / 4			
FG Pct Defense	28 / 2	120 / 7	140 / 4	42 / 3	169 / 12	70 / 5			
FT Attempts	2 / 1	13 / 1	16 / 2	16 / 1	8 / 2	4 / 1			
FT Made	1 / 1	24 / 2	9 / 2	17 / 1	3 / 1	2 / 1			
FT Pct	43 / 2	159 / 6	66 / 2	167 / 6	102 / 6	68 / 4			
Off Reb/Gm	76 / 2	132 / 3	255 / 7	205 / 6	325 / 14	44 / 8			
Fouls/Gm	275 / 8	35 / 1	95 / 1	126 / 3	311 / 11	131 / 3			
Reb Margin	4 / 2	72 / 1	232 / 81	97 / 3	342 / 14	56 / 3			
Scoring Defense	177 / 5	151 / 6	191 / 6	55 / 1	185 / 9	189 / 8			
Scoring Margin	117 / 5	39 / 1	27 / 1	9 / 1	70 / 4	24 / 1			
Scoring Offense	113 / 5	37 / 1	18 / 2	28 / 1	56 / 5	11 / 2			
Steals/Gm	98 / 3	262 / 8	174 / 6	172 / 4	41 / 1	48 / 4			
3 Pt FG Defense	59 / 2	18 / 2	20 / 1	113 / 3	1 / 1	174 / 9			
3 PT FG/Game	323 / 11	33 / 2	31 / 3	74 / 3	143 / 4	169 / 5			
3 PT FG Pct	314 / 11	42 / 1	26 / 2	155 / 6	175 / 5	198 / 7			
3 PT FGM	251 / 9	22 / 2	15 / 2	59 / 2	129 / 4	39 / 4			
Total Assists	112 / 2	30 / 2	10 / 1	69 / 2	251 / 10	12 / 1			
Total Blocks	3 / 1	50 / 3	44 / 1	88 / 2	81 / 7	3 / 2			
Total Rebounds	2 / 1	25 / 3	44 / 2	63 / 2	306 / 14	4 / 3			
Total Rebs/Gm	18 / 1	41 / 1	171 / 6	72 / 4	322 / 14	18 / 2			
Total Steals	40 / 3	208 / 9	85 / 2	157 / 4	34 / 1	5 / 2			
Turnover Margin	184 / 5	169 / 7	22 / 2	22 / 1	9 / 1	58 / 2			
Turnovers Forced	154 / 5	306 / 10	191 / 6	127 / 3	29 / 1	52 / 7			
Fewest TO/Gm	208 / 7	26 / 2	4 / 1	13 / 1	47 / 1	151 / 3			
W-L Pct	93 / 3	17 / 1	17 / 1	7 / 1	89 / 5	17 / 2			

MOST BLOCKED SHOTS:	
at Nevada:	11 at Oregon State 12/05/15
	10 at Wyoming 01/20/16
	10 vs Holy Names 11/30/15
	9 vs UNLV 03/08/18
	9 at New Mexico 01/07/17
	8 3x

FG PCT	.588 (30-51)	vs Mississippi State 02/15/20
	.567 (38-67)	at Georgia 02/29/20
	.523 (34-65)	at LSU 01/13/21
	.519 (28-54)	at Auburn 12/30/20
	.509 (28-55)	vs South Carolina 01/29/20
	.508 (31-61)	vs Texas A&M 03/06/21
	.508 (31-61)	at Oklahoma State 01/31/21
3 PT MADE	<b>17</b>	<b>vs Northern Iowa 11/17/21</b>
	15	at Alabama 01/16/21
	15	at Auburn 12/30/20
	14	at Kentucky 02/09/21
	<b>13</b>	<b>vs Gardner-Webb 11/13/21</b>
	<b>13</b>	<b>vs Mercer 11/09/21</b>
	13	at Missouri 02/13/21
	13	vs Mississippi Valley 11/25/20
3 PT ATT	39	vs Mississippi Valley 11/25/20
	<b>37</b>	<b>vs Northern Iowa 11/17/21</b>
	33	vs Alabama 02/24/21
	32	at Missouri 02/13/21
	<b>31</b>	<b>5x - Last: vs Gardner-Webb 11/13/21</b>
3 PT PCT	.538 (14-26)	at Kentucky 02/09/21
	.533 (8-15)	vs Baylor 03/29/21
	.517 (15-29)	at Auburn 12/30/20
	.474 (9-19)	vs LSU 03/13/21
	<b>.459 (17-37)</b>	<b>vs Northern Iowa 11/17/21</b>
FT MADE	34	at Missouri 02/08/20
	28	vs Missouri 01/02/21
	27	at Mississippi State 01/22/20
	25	at Ole Miss 01/11/20
FT ATTEMPTS	44	at Missouri 02/08/20
	39	vs Missouri 01/02/21
	33	vs South Carolina 01/29/20
	31	at Texas A&M 03/07/20
	31	at Mississippi State 01/22/20
FT PCT	1.000 (14-14)	vs Florida 02/16/21
	.962 (25-26)	at Ole Miss 01/11/20
	.871 (27-31)	at Mississippi State 01/22/20
	.867 (13-15)	vs LSU 03/13/21
	.846 (11-13)	vs Austin Peay 12/03/19
REBOUNDS	53	at LSU 01/08/20
	52	at Missouri 02/08/20
	51	vs Missouri 01/02/21
	48	at LSU 01/13/21
	47	2x - Last: vs Kentucky 01/18/20
OFF REB	23	at LSU 01/08/20
	16	at Missouri 02/08/20
	15	4x
DEF REB	41	vs Missouri 01/02/21
	37	at Georgia Tech 11/25/19
	35	vs Kentucky 01/18/20
	34	at Alabama 01/16/21
	34	at LSU 01/13/21
	34	vs Valparaiso 12/21/19
ASSISTS	18	at Kentucky 02/09/21
	18	at Alabama 01/16/21
	<b>17</b>	<b>vs Northern Iowa 11/17/21</b>
	<b>17</b>	<b>Gardner-Webb 11/13/21</b>
	<b>17</b>	<b>vs Mercer 11/09/21</b>
	17	vs Baylor 03/29/21
	17	vs Colgate 03/19/21
	17	at Tennessee 02/11/20
STEALS	12	at Alabama 01/16/21
	10	vs LSU 03/13/21
	10	at Oklahoma State 01/30/21
	10	at Tennessee 01/06/21
	10	vs Northern Kentucky 11/30/19
	9	4x - Last: vs Baylor 03/29/21
BLOCKS	9	vs Auburn 01/20/21
	9	at Tennessee 01/06/21
	7	at Oklahoma State 01/30/21
	7	vs Oral Roberts 12/20/20
	6	6x - Last: vs Ole Miss 01/27/21
TURNOVERS	27	vs Rice 11/05/19
	26	vs Mississippi State 02/02/21
	24	at Georgia Tech 11/25/19
	24	vs Texas Southern 11/19/19
	23	vs Montana 11/16/19
FOULS	35	vs LSU 03/04/20
	33	vs South Carolina 01/29/20
	32	vs Alabama 02/24/21
	29	vs Missouri 01/02/21
	27	2x - Last: at Missouri 02/08/20

## ARKANSAS TEAM GAME LOWS:

FEWEST PTS	59	at Alabama 01/16/21
	59	at Florida 02/18/20
	61	vs Mississippi State 02/02/21
	61	at Tennessee 02/11/20
	62	at Georgia Tech 11/25/19
FEWEST FG	15	at Tennessee 02/11/20
	19	vs Missouri 01/02/21
	19	vs Kentucky 01/18/20
	20	vs North Texas 11/12/19

	20	vs Montana 11/16/19
FEWEST FGA	45	vs North Texas 11/12/19
	46	vs Austin Peay 12/03/19
	49	at Tennessee 02/11/20
LOWEST FG%	.268 (19-71)	vs Missouri 01/02/21
	.306 (15-49)	at Tennessee 02/11/20
	.333 (21-63)	at Alabama 01/16/21
	.333 (19-57)	vs Kentucky 01/18/20
	.342 (26-79)	at LSU 01/13/21
FEWEST 3PT FG	1	vs Oral Roberts 03/27/21
	2	vs Mississippi State 02/02/21
	<b>3</b>	<b>vs Cincinnati 11/23/21</b>
	<b>3</b>	<b>vs Kansas State 11/22/21</b>
	3	vs Northern Kentucky 11/30/19
	3	at Missouri 02/08/20
	4	at Florida 02/18/20
	4	9x - Last: vs Texas Tech 03/21/21
FEWEST 3 FGA	9	vs Oral Roberts 03/27/21
	9	vs TCU 01/25/20
	11	s Baylor 03/29/21
	14	vs Alabama 02/24/21
	14	at Missouri 02/08/20
	15	3x - Last: vs Missouri 03/12/21
LOWEST 3 PT%	.111 (1-9)	vs Oral Roberts 03/27/21
	.118 (2-17)	vs Mississippi State 02/02/21
	<b>.136 (3-22)</b>	<b>vs Kansas State 11/22/21</b>
	.167 (4-24)	vs Oral Roberts 12/20/20
	.167 (3-18)	vs Northern Kentucky 11/30/19
	<b>.176 (3-17)</b>	<b>vs Cincinnati 11/23/21</b>
FEWEST FT	4	at Oklahoma State 01/30/21
	6	at Mississippi State 01/22/20
	7	vs Rice 11/05/19
	8	4x - Last: at Tennessee 01/06/21
FEWEST FTA	7	at Oklahoma State 01/30/21
	8	vs Central Arkansas 12/12/20
	10	at Tennessee 01/06/21
	11	vs Rice 11/05/19
	11	at Mississippi State 01/22/20
LOWEST FT%	.471 (8-17)	vs Southern 12/09/20
	.533 (8-15)	vs Vanderbilt 01/15/20
	.545 (6-11)	at Mississippi State 01/22/20
	.615 (16-26)	vs Auburn 02/04/20
FEWEST REBS	23	vs Missouri 02/22/20
	24	vs North Texas 11/12/19
	24	at LSU 01/08/20
	25	at Texas A&M 03/07/20
FEWEST OFF REB	2	vs Missouri 02/22/20
	3	at LSU 01/08/20
	3	at Georgia Tech 11/25/19
	4	vs North Texas 11/12/19
	5	at South Carolina 03/02/21
	5	at Kentucky 02/09/21
FEWEST DEF REB	15	at Florida 02/18/20
	18	at Tennessee 02/11/20
	18	vs TCU 01/25/20
	19	vs Mississippi State 02/15/20
FEWEST ASSISTS	6	at Tennessee 02/11/20
	<b>7</b>	<b>vs Kansas State 11/22/21</b>
	7	vs Missouri 01/02/21
	7	at Alabama 02/01/20
	8	6x - last at Alabama 01/16/21
FEWEST STEALS	0	vs Texas Tech 03/21/21
	2	at Tennessee 01/06/21
	4	at Western Kentucky 12/07/19
	4	vs Mississippi State 02/15/20
	4	vs LSU 03/04/20
FEWEST BLOCKS	1	vs Texas Tech 03/21/21
	1	vs Georgia 01/09/21
	1	vs Northern Kentucky 11/30/19
	1	vs South Carolina 01/29/20
	1	vs Mississippi State 02/15/20
	1	at Florida 02/18/20
	2	8x last at Tennessee 01/06/21
FEWEST TO	<b>5</b>	<b>vs Northern Iowa 11/17/21</b>
	5	vs LSU 03/04/20
	6	at Kentucky 02/09/21
	6	at Georgia 02/29/20
	7	5x
FOULS	<b>6</b>	<b>vs Mercer 11/09/21</b>
	10	vs Southern 12/09/20
	12	vs Mississippi Valley 11/25/20
	14	4x: Last: vs North Texas 11/28/20

## OPPONENT GAME LOWS (at Ark):

FEWEST PTS	43	vs Rice 11/05/19
	43	vs North Texas 11/12/19
	44	vs Southern 12/09/20
	45	vs Mississippi State 02/02/21
	46	vs Montana 11/16/19
FEWEST FG	15	vs Mississippi State 02/02/21
	15	vs Lipscomb 12/05/20
	16	vs Rice 11/05/19
	17	vs North Texas 11/12/19
	18	2x - Last: vs Southern 12/09/20
FEWEST FGA	45	vs Texas A&M 01/04/20
	46	at Florida 02/18/20
	48	vs Vanderbilt 01/15/20

	49	vs Mississippi State 02/02/21
LOWEST FG%	.254 (15-59)	vs Lipscomb 12/05/20
	.286 (18-63)	vs Southern 12/09/20
	.286 (16-56)	vs Rice 11/05/19
	.306 (15-49)	vs Mississippi State 02/20/21
	.321 (18-56)	vs Montana 11/16/19
FEWEST 3PT FG	1	vs Ole Miss 01/27/21
	1	vs Southern 12/09/20
	2	vs North Texas 11/28/20
	2	vs Rice 11/05/19
	2	vs North Texas 11/12/19
	2	vs Montana 11/16/19
	2	vs Texas Southern 11/19/19
	2	at Georgia Tech 11/25/19
FEWEST 3 FGA	7	vs Mississippi State 02/15/20
	11	vs Texas Southern 11/19/19
	12	vs South Dakota 11/22/19
	12	at Georgia Tech 11/25/19
LOWEST 3 PT%	.063 (1-16)	vs Ole Miss 01/27/21
	.077 (1-13)	vs Southern 12/09/20
	.080 (2-25)	vs Rice 11/05/19
	.118 (2-17)	vs North Texas 11/12/19
	.125 (2-16)	vs Montana 11/16/19
FEWEST FT	3	vs Alabama 02/24/21
	3	vs Mississippi Valley 11/25/20
	6	vs LSU 02/27/21
	7	3x - Last: vs Southern 12/09/20
FEWEST FTA	3	vs Alabama 02/24/21
	6	vs Mississippi Valley 11/25/20
	10	vs Texas A&M 03/06/21
	10	vs Southern 12/09/20
	<b>11</b>	<b>2x - last vs Gardner-Webb 11/13/21</b>
LOWEST FT%	.375 (3-8)	vs Alabama 02/24/21
	.500 (6-12)	vs LSU 02/27/21
	.500 (9-18)	at Indiana 12/29/19
	.515 (17-33)	vs South Carolina 01/29/20
	.545 (12-22)	vs Vanderbilt 01/15/20
FEWEST REBS	<b>22</b>	<b>vs Mercer 11/09/21</b>
	27	vs Rice 11/05/19
	28	at Tennessee 01/06/21
	28	vs Abilene Christian 12/20/20
	28	vs Mississippi State 02/15/20
FEWEST OFF REBS	<b>4</b>	<b>vs Mercer 11/09/21</b>
	4	vs Mississippi State 02/15/20
	4	vs Vanderbilt 01/15/20
	<b>5</b>	<b>vs Gardner-Webb 11/13/21</b>
	5	vs Missouri 03/12/21
	5	vs South Carolina 01/29/20
	5	vs Northern Kentucky 11/30/19
FEWEST DEF REBS	<b>18</b>	<b>vs Mercer 11/09/21</b>
	18	vs Baylor 03/29/21
	20	vs Texas A&M 03/06/21
	20	vs Abilene Christian 12/20/20
	20	vs UT Arlington 12/02/20
	20	vs Tennessee 02/26/20
	20	vs Austin Peay 12/03/19
FEWEST ASSISTS	5	vs Southern 12/09/20
	6	vs Florida 02/16/21
	6	at Ole Miss 01/11/20
	6	at Missouri 02/08/20
	<b>7</b>	<b>4x - Last vs Kansas State 11/22/21</b>
FEWEST STEALS	0	vs Vanderbilt 01/15/20
	<b>1</b>	<b>vs Cincinnati 11/23/21</b>
	1	at Kentucky 02/09/21
	1	at LSU 01/08/20
	2	vs LSU 02/27/21
	2	at Georgia 02/29/20
FEWEST BLOCKS	0	vs Georgia 01/09/21
	0	Southern 12/09/20
	0	vs North Texas 11/12/19
	0	vs Austin Peay 12/03/19
	1	9x - Last: vs Missouri 01/02/21
FEWEST TO	5	at Tennessee 01/06/21
	7	vs Lipscomb 12/05/20
	8	vs LSU 02/27/21
	9	3x - Last: vs Texas Tech 03/21/21
FEWEST FOULS	12	at Tennessee 01/06/21
	12	vs Central Arkansas 12/12/20
	<b>14</b>	<b>vs Northern Iowa 11/17/21</b>
	14	vs LSU 03/13/21
	14	at South Carolina 03/02/21
	14	at Oklahoma State 01/30/21

## IN HIS FIRST SIX YEARS AS A COLLEGIATE HEAD COACH

- » Led the NCAA in 3-pt FG Pct Defense (2020)
- » Led the NCAA in Free Throws Made (2016)
- » Ranked 1st (3x) or 2nd (3x) six times in the league in FT Made
- » Ranked 1st (4x) or 2nd (2x) six times in the league in FT Attempts
- » 6x - Ranked among NCAA top 25 in FT Made AND FT Attempts
- » 4x - Led the league in Scoring Margin (2017, '18, '19, '21)
- » 4x - Led the league in Fewest Turnovers (2017, '18, '19, '20)
- » 3x - Led the league in Overall W-L Percentage (2017, '18, '19)
- » 3x - Led the league in Assist-To-TO Ratio (2017, '18, '19)
- » 3x - In NCAA top 20 in 3PTFG% Defense (2017, '18, '20)

### OTHER TEAM HIGHLIGHTS

- » 2nd in the NCAA in Assist-To-TO Ratio (2018)
- » 2nd in the NCAA in Total Rebounds (2016)
- » 2nd in the NCAA in Free Throws Made (2021)
- » 3rd in the NCAA in Total Blocked Shots (2016)
- » 4th in the NCAA in Rebound Margin (2016)
- » 4th in the NCAA in Fewest TO Per Gm (2018)
- » 7th in the NCAA in Blocks Per Game (2016)
- » 9th in the NCAA in Scoring Margin (2019)
- » 9th in the NCAA in Turnover Margin (2020)
- » 10th in the NCAA in Total Assists (2018)

### PLAYER HIGHLIGHTS

- » 6 Players in the NBA over past three years
- » 4x - Player led his league in 3-PT FG Made AND 3-PT FG Attempts
- » 3x - Player led his league in points scored
- » 4 All-American Honors (Caleb Martin 2x, Mason Jones, Moses Moody)
- » 2 Conference Players of the Year
- » 2 Conference Freshman of the Year
- » 3 Conference Newcomers of the Year
- » 5 All-Defensive Team Honors
- » 3 Conference 6th Man Award
- » 1 Conference Defensive Player of the Year
- » 17 All-Conference Honors

## MUSSELMAN MILESTONE WINS

### OVERALL

1	11/13/15	vs Coastal Carolina (Honolulu, Hawaii)	73-56
100	01/24/19	Colorado State (Reno, Nev.)	100-60
150	03/02/21	at South Carolina (Columbia, S.C.)	101-73

### AT ARKANSAS

1	11/05/19	Rice (Fayetteville, Ark.)	91-43
50	11/23/21	vs Cincinnati (Kansas City, Mo.)	73-67

## MUSSELMAN PLAYERS OF NOTE

### CODY MARTIN

NEVADA

- Charlotte Hornets (Free Agent) • 2019-pres.
- 2x All-Mountain West (2018 and 2019)
- 2018 Mountain West Defensive Player of the Year

### CALEB MARTIN

NEVADA

- Hornets (2019 2nd Rd / 36th pick) • Heat 2021-pres.
- 2x First Team All-America (2018 and 2019)
- 2018 Mountain West Player & Newcomer of the Year

### JORDAN CAROLINE

NEVADA

- 3x First Team All-Mountain West (2018 and 2019)

### CAM OLIVER

NEVADA

- Rockets (2021 Free Agent) • South Bay Lakers 2021-pres.
- Led Australian NBL in rebounding in 2020; named All-NBA

### JALEN HARRIS

NEVADA

- Toronto Raptors (2nd Rd / 59th pick) • 2020

### ISAIAH JOE

ARKANSAS

- Philadelphia 76ers (2nd Rd • 49th pick) • 2020-pres

### MASON JONES

ARKANSAS

- Rockets & 76ers (2020 Free Agent) • South Bay Lakers 2021
- 2020 All-American
- 2020 SEC Player of the Year

### MOSES MOODY

ARKANSAS

- Golden State Warriors (1st Rd • 14th pick) • 2021
- 1st "one-and-done" in Arkansas history
- 2021 All-American
- 2021 SEC Freshman & Newcomer of the Year

### JD NOTAE

ARKANSAS

- 2021 Bleacher Report's National and SEC 6th Man of the Year

## MUSSELMAN RECORD • POINTS SCORED

<b>Scoring Below 50 Points:</b>	<b>0-0</b>
- At Arkansas	0-0
Home:	0-0
Away:	0-0
Neutral:	0-0
<b>Scoring 50-59 Points:</b>	<b>0-9</b>
- At Arkansas:	0-1
Home:	0-1
Away:	0-6
Neutral:	0-2
<b>Scoring 60-69 Points:</b>	<b>17-15</b>
- At Arkansas	9-4
Home:	10-4
Away:	3-8
Neutral:	4-3
<b>Scoring 70-79 Points:</b>	<b>54-21</b>
- At Arkansas	16-10
Home:	30-4
Away:	14-12
Neutral:	10-5
<b>Scoring 80-89 Points:</b>	<b>56-3</b>
- At Arkansas	14-1
Home:	32-0
Away:	15-2
Neutral:	9-1
<b>Scoring 90-99 Points:</b>	<b>22-1</b>
- At Arkansas	7-0
Home:	13-0
Away:	8-1
Neutral:	1-0
<b>Scoring 100 or More Points:</b>	<b>11-1</b>
- At Arkansas	3-0
Home:	7-0
Away:	3-1
Neutral:	1-0

## BEST WINNING PERCENTAGE among active NCAA Division I head coaches

(min 5 yrs • Division I wins)

([https://stats.NCAA.org/head\\_coaches](https://stats.NCAA.org/head_coaches) • Thru Nov. 26)

1	Mark Few, Gonzaga	.835	636-126	23rd yr
2	Bill Self, Kansas	.766	733-224	29th yr
3	Mike Krzyzewski, Duke	.765	1177-361	47th yr
4	John Calipari, Kentucky	.763	747-232	30th yr
5	Chris Jans, New Mexico State	.761	121-38	6th yr
6	Brian Dutcher, San Diego St.	.752	100-33	5th yr
7	<b>ERIC MUSSELMAN, ARKANSAS</b>	<b>.751</b>	<b>160-53</b>	<b>7th yr</b>
8	Tony Bennett, Virginia	.728	369-138	15th yr
9	Bruce Pearl, Auburn	.718	605-238	26th yr
10	Tom Izzo, Michigan State	.717	648-256	27th yr



## MUSSELMAN RECORD • POINTS ALLOWED

<b>Opponent Scores Below 50 Points:</b>	<b>7-0</b>
- At Arkansas	5-0
Home:	6-0
Away:	1-0
Neutral:	0-0
<b>Opponent Scores 50-59 Points:</b>	<b>25-1</b>
- At Arkansas	7-0
Home:	18-1
Away:	6-0
Neutral:	1-0
<b>Opponent Scores 60-69 Points:</b>	<b>64-6</b>
- At Arkansas	20-0
Home:	38-0
Away:	12-2
Neutral:	14-4
<b>Opponent Scores 70-79 Points:</b>	<b>44-19</b>
- At Arkansas	12-0
Home:	23-5
Away:	14-11
Neutral:	7-3
<b>Opponent Scores 80-89 Points:</b>	<b>18-16</b>
- At Arkansas	5-6
Home:	7-3
Away:	8-11
Neutral:	3-2
<b>Opponent Scores 90-99 Points:</b>	<b>2-6</b>
- At Arkansas	1-3
Home:	2-2
Away:	0-3
Neutral:	0-1
<b>Opponent Scores 100 or More Points:</b>	<b>1-2</b>
- At Arkansas	0-0
Home:	0-0
Away:	1-2
Neutral:	0-0





# STANLEY UMUDE

Pronounced: UH-Moo-day

Gr.Sr. | G | 6-6 | 210 | San Antonio, Texas | Warren HS | Univ. of South Dakota



@StanleyUmude\_



@stanleyumude

## GENERAL:

- Member of the Southeastern Conference Men's and Women's Basketball Leadership Council.
- Played four seasons at South Dakota ... Tabbed first team All-Summit League twice (2021 and 2019) and earned second team all-league honors in 2020 ... **Ranked ninth in the NCAA** in scoring (21.6) in 2020-21 ... Graduated from South Dakota in the spring of 2021 with a Bachelor of General Studies degree ... Scored 1,520 points in his career to rank 11th on the Coyotes' all-time list while pulling down 549 rebounds with 183 assists, 91 blocked shots (8th in USD history) and 55 steals.

## 2021-22 HIGHLIGHTS:

- UNI:** Just missed a double-double with 10 point and 9 rebounds (including 8 defensive).

## DOUBLE-DOUBLES (13)

SOPHOMORE			(3)
12/29/18	at North Dakota State	17 pts	11 reb
02/07/19	• OMAHA	24 pts	10 reb
02/20/19	• DENVER	18 pts	10 reb
JUNIOR			(5)
11/30/19	• at Northern Arizona	18 pts	14 reb
12/02/19	• at Washington	17 pts	13 reb
12/06/19	• MOUNT MARTY	19 pts	14 reb
01/19/20	• at South Dakota State	11 pts	10 reb
01/30/20	• at Denver	23 pts	13 reb
SENIOR			(5)
12/01/20	• at Nebraska	25 pts	12 reb
12/12/20	• vs South Dakota State	41 pts	11 reb
01/03/21	• DENVER	27 pts	11 reb
01/23/21	• at Western Illinois	14 pts	11 reb
02/13/21	• at North Dakota	26 pts	13 reb

^ - Consecutive games

• Led his team/ARK in Pts: .....	40 / 0
• Led his team/ARK in Reb: .....	37 / 1
• Led his team/ARK Assists: .....	8 / 0
• Led his tm/ARK in PTS+REB Same Gm ...	13 / 0
• Led his tm/ARK in P+R+A Same Gm ...	4 / 0
• CAREER: Double-figure Pts: .....	73 / 2
Double-figure Rebs: .....	14 / 0
20-pt gms: .....	31 / 0
30-pt gms - 40-pt gms: .....	5 - 1
Gms with a 3PT FG: .....	62 / 2
Gms with 3+ PT FG: .....	9 / 0
Gms with 2+ Steals: .....	11 / 0
Gms with 3+ Assists: .....	31 / 1
Gms with 5+ Rebs: .....	61 / 0



## PERSONAL BESTS

### POINTS

Season: 10	vs UNI (11/17/21)
Career: 41	vs South Dakota State (12/12/20)
SEC:	

### FG MADE

Season: 5	vs Kansas State (11/22/21)
Career: 17	vs South Dakota State (12/12/20)
SEC:	

### FG ATTEMPTED

Season: 10	vs UNI (11/17/21)
Career: 26	vs South Dakota State (12/12/20)
SEC:	

### 3-PT FG MADE

Season: 1 (2x)	last vs UNI (11/17/21)
Career: 5	vs North Dakota State (11/25/20)
SEC:	

### 3-PT FG ATT

Season: 2	vs Kansas State (11/22/21)
Career: 9	vs North Dakota (12/10/20)
SEC:	

### FT MADE

Season: 1	vs UNI (11/17/21)
Career: 14	at Oral Roberts (02/15/20)
SEC:	

### FT ATTEMPTED

Season: 2	vs UNI (11/17/21)
Career: 20	at Oral Roberts (02/15/20)
SEC:	

### REBOUNDS

Season: 9	vs UNI (11/17/21)
Career: 14 (2x)	last vs Mt. Marty (12/06/19)
SEC:	

### ASSISTS

Season: 3	vs Gardner-Webb (11/13/21)
Career: 7	North Dakota State (02/19/20)
SEC:	

### STEALS

Season: 2	vs Kansas State (11/22/21)
Career: 3 (5x)	last vs at North Dakota (02/13/21)
SEC:	

### BLOCKED SHOTS

Season: 1 (2x)	last vs Kansas State (11/22/21)
SEC: 4 (2x)	last vs Denver (02/20/19)
SEC:	

### MINUTES

Season: 28:43	vs UNI (11/17/21)
Career: 41:00	vs Omaha (02/07/19)
SEC:	

## STANLEY UMUDE'S 2021-22 GAME STATS

Opponent	Date	GS	Min	FG	FGA	Pct	3FG	3A	Pct	FT	FTA	Pct	O	D	Tot	Avg	PF	FO	A	TO	Blk	Stl	Pts	Avg
MERCER	11/09/21	*	17	3	7	.429	0	1	.000	0	0	.000	1	2	3	3.0	0	0	1	1	0	0	6	6.0
GARDNER-WEBB	11/13/21		27	4	7	.571	1	1	1.000	0	0	.000	1	3	4	3.5	2	0	3	2	0	0	9	7.5
NORTHERN IOWA	11/17/21		29	4	10	.400	1	2	.500	1	2	.500	1	8	9	5.3	2	0	1	1	1	1	10	8.3
vs Kansas State	11/22/21		21	5	9	.556	0	2	.000	0	0	.000	1	3	4	5.0	3	0	0	2	1	2	10	8.8
vs Cincinnati	11/23/21		8	2	5	.400	0	1	.000	0	0	.000	0	1	1	4.2	0	0	0	1	0	1	4	7.8
Totals		1	102	18	38	.474	2	7	.286	1	2	.500	4	17	21	4.2	7	0	5	7	2	4	39	7.8

## STANLEY UMUDE CAREER STATISTICS

Year	GP	GS	Min	Avg	FG	FGA	Pct	3FG	3FGA	Pct	FT	FTA	Pct	Off	Def	Tot	Avg	PF	FO	Ass	TO	Blk	Stl	Pts	Avg
2017-18 (USD)	14	0	47	3.4	4	14	.286	0	3	.000	7	10	.700	0	7	7	0.5	3	0	2	6	2	1	15	1.1
2018-19 (USD)	30	18	797	28.6	156	318	.491	26	74	.351	94	134	.701	32	133	165	5.5	89	2	41	51	37	22	432	14.4
2019-20 (USD)	32	32	977	30.5	190	414	.459	36	108	.333	117	157	.745	22	179	201	6.3	76	1	66	64	43	21	533	16.7
2020-21 (USD)	25	25	807	32.3	193	410	.471	39	110	.355	115	144	.797	14	162	176	7.0	53	0	74	63	9	11	540	21.6
2021-22 (ARK)	5	1	102	20.4	18	38	.474	2	7	.286	1	2	.500	4	17	21	4.2	7	0	5	7	2	4	39	7.8
TOTALS	106	76	2730	25.8	561	1194	.470	103	302	.341	334	447	.747	72	498	570	5.4	228	3	188	191	93	59	1559	14.7

# 1 JD NOTAE

Pronounced: No-Tay

\*Sr. | G | 6-2 | 190 | Covington, Ga. | Newton HS | Jacksonville Univ.

## GENERAL

• Played his first two seasons at Jacksonville and scored 929 points with the Dolphins ... Was **second team All-ASUN** in 2019 and **ASUN Freshman of the Year** in 2018 ... Has scored 1,339 in three years ... Named the **BLEACHER REPORT NATIONAL SIXTH MAN OF THE YEAR** and the **SEC COACHES SIXTH MAN OF THE YEAR** ... Was Arkansas' first sub 16 times and Arkansas was 13-3 in those games.

## 2021-22 HIGHLIGHTS:

- **Preseason 1st team All-SEC** (coaches) ... Received votes for preseason SEC Player of the Year (media)
- **Mercer:** Scored a game-high 30 (his best as a Hog, 3rd career 30+ pt game) with a career-high seven steals ... 6 steals came in the 2nd half to spur the come-from-behind win ... His seven steals ties for 8th on the school's single-game list ... Just the 6th Razorback to score at least 30 in a season opener.
- **UNI:** Just missed his second career triple-double with 17 pts • 9 assists • 8 rebounds ... Only committed one turnover ... Led the team in assists, was second on the team in points and rebounds.
- **HOF Classic:** Struggled shooting, but still scored double-digits in both games ... However, had five assists and three steals vs K-State and added two steals vs Cincy, including one with 1:40 left that set-up the Hogs' game-winning run.

Minutes/Gm	36:06	1st SEC	28th NCAA
Steals/Gm	3.20	2nd SEC	4th NCAA
Points/Gm	17.8	2nd SEC	93rd NCAA
3PT FG ATT	45	3rd SEC	44th NCAA
3PT Made/Gm	2.80	4th SEC	75th NCAA
3PT FG%	.311	5th SEC	144th NCAA
Assists-TO Ratio	1.70	12th SEC	207th NCAA
Assists/Gm	3.4	15th SEC	241st NCAA

## TRIPLE-DOUBLES (1)

	Pts-Reb-Ass
01/09/19 • at Kennesaw State	15-10-10

## DOUBLE-DOUBLES (5)

FRESHMAN	(2)
11/26/17 • Gardner-Webb	17 pts 10 reb
12/09/17 • Florida National	14 pts 10 reb
SOPHOMORE	(3)
01/05/19 • Lipscomb	12 pts 13 reb
01/09/19 • at Kennesaw State	15 pts 10 reb
01/30/19 • Stetson	16 pts 14 reb

^ - back-to-back games \* - part of a triple double

- Scored 1,000th Point vs UCA (12/20/20)
- Led his team/ARK in Pts: .....39 / 8
- Led his team/ARK in Rebs: .....16 / 0
- Led his team/ARK in Assists: .....25 / 6
- CAREER: Double-figure Pts: .....72 / 25
- 20-pt gms: .....21 / 6
- 30-pt gms - 40-pt gms: .....3 - 1
- Gms with a 3PT FG: .....78 / 31
- Gms with 3+ 3PT FG: .....28 / 10
- Gms with 3+ Steals: .....30 / 10
- Gms with 3+ Assists: .....41 / 11
- Gms with 5+ Rebs: .....46 / 10

@jdnotae

@dimebagnotae

\* - Will be granted an extra year of eligibility due to COVID-19 in 2020-21



## PERSONAL BESTS

### POINTS

Season:	30	vs Mercer (11/09/21)
Career:	40	vs Florida Memorial (11/21/18)
SEC:	21 (2x)	last at South Carolina (03/02/21)

### FG MADE

Season:	11	vs Mercer (11/09/21)
Career:	16	vs Florida Memorial (11/21/18)
SEC:	9	at South Carolina (03/02/21)

### FG ATTEMPTED

Season:	26	vs Mercer (11/09/21)
Career:	26	vs Mercer (11/09/21)
SEC:	20	at LSU (01/12/21)

### 3-POINT FG MADE

Season:	5	vs Mercer (11/09/21)
Career:	5 (7x)	last vs Mercer (11/09/21)
SEC:	3 (3x)	last vs Ole Miss (01/27/21)

### 3-PT FG ATTEMPTS

Season:	14	vs Mercer (11/09/21)
Career:	14 (2x)	last vs Mercer (11/09/21)
SEC:	10	at LSU (01/12/21)

### FT MADE

Season:	3	vs Mercer (11/09/21)
Career:	8	vs Ole Miss (01/27/21)
SEC:	8	vs Ole Miss (01/27/21)

### FT ATTEMPTED

Season:	4	vs Mercer (11/09/21)
Career:	9 (4x)	last vs LSU (02/27/21)
SEC:	9 (3x)	last vs LSU (02/27/21)

### REBOUNDS

Season:	8	vs UNI (11/17/21)
Career:	14	vs Stetson (01/30/19)
SEC:	6	vs LSU (02/27/21)

### ASSISTS

Season:	8	vs UNI (11/17/21)
Career:	10	at Kennesaw State (01/09/19)
SEC:	5	at South Carolina (03/02/21)

### STEALS

Season:	7	vs Mercer (11/09/21)
Career:	7	last vs Mercer (11/09/21)
SEC:	5	at South Carolina (03/02/21)

### BLOCKED SHOTS

Season:	-	
Career:	3 (4x)	last vs Oral Roberts (12/20/20)
SEC:	2	at Auburn (12/30/20)

### MINUTES

Season:	39:12	vs Mercer (11/09/21)
Career:	46	vs Gardner-Webb (11/26/17)
SEC:	31:37	vs LSU (02/27/21)

## JD NOTAE'S 2021-22 GAME STATS

Opponent	Date	GS	Min	FG	FGA	Pct	3FG	3A	Pct	FT	FTA	Pct	O	D	Tot	Avg	PF	FO	A	TO	Blk	Stl	Pts	Avg
MERCER	11/09/21	*	39	11	26	.423	5	14	.357	3	4	.750	0	2	2	2.0	1	0	2	2	0	7	30	30.0
GARDNER-WEBB	11/13/21	*	26	7	13	.538	4	7	.571	0	0	.000	0	1	1	1.5	1	0	0	0	0	2	18	24.0
NORTHERN IOWA	11/17/21	*	39	7	14	.500	1	7	.143	2	2	1.000	1	7	8	3.7	1	0	9	1	0	2	17	21.7
vs Kansas State	11/22/21	*	38	4	17	.235	2	10	.200	1	2	.500	0	4	4	3.8	4	0	5	5	0	3	11	19.0
vs Cincinnati	11/23/21	*	39	4	17	.235	2	7	.286	3	4	.750	1	3	4	3.8	2	0	1	2	1	2	13	17.8
Totals		5	181	33	87	.379	14	45	.311	9	12	.750	2	17	19	3.8	9	0	17	10	1	16	89	17.8

## JD NOTAE CAREER STATISTICS

Year	GP	GS	Min	Avg	FG	FGA	Pct	3FG	3FGA	Pct	FT	FTA	Pct	Off	Def	Tot	Avg	PF	FO	Ass	TO	Blk	Stl	Pts	Avg
2017-18 (JAX)	28	28	879	31.4	159	388	.410	49	121	.405	65	93	.699	28	103	131	4.7	60	2	54	72	14	49	432	15.4
2018-19 (JAX)	32	23	932	29.1	177	415	.427	62	194	.320	81	111	.730	29	168	197	6.2	76	4	109	106	14	52	497	15.5
2020-21 (ARK)	32	1	719	22.5	131	343	.382	56	167	.335	92	121	.760	16	84	100	3.1	47	2	61	66	11	46	410	12.8
2021-22 (ARK)	5	5	181	36.2	33	87	.379	14	45	.311	9	12	.750	2	17	19	3.8	9	0	17	10	1	16	89	17.8
TOTAL	97	57	2711	27.9	500	1233	.406	181	527	.343	247	337	.733	75	372	447	4.6	192	8	241	254	40	163	1428	14.7

2

## KHALEN "KK" ROBINSON

Pronounced: Kay-Lin

\*So. | G | 6-0 | 180 | Little Rock, Ark. | Oak Hill (Va.) Academy

## GENERAL:

- Named the SEC First-Year Academic Honor Roll ... Made the Department's Honor Roll (3.0-3.49 GPA) for Fall 2020 and Spring 2021 ... Was ranked 39th-best HS prospect by 247Sports.com after his senior season — which was one spot higher than Moses Moody in the publication.

## 2021-22 HIGHLIGHTS:

•

• Led his team in Pts: .....  
 • Led his team in Rebs: .....  
 • Led his team in Assists: .....  
 • CAREER: Double-figure Pts: .....  
 20-pt gms: .....  
 Gms with a 3PT FG: .....  
 Gms with 3+ 3PT FG: .....  
 Gms with 3+ Steals: .....  
 Gms with 3+ Assists: .....

@onekrob2

@khal2n

\* - Will be granted an extra year of eligibility due to COVID-19 in 2020-21



## PERSONAL BESTS

## POINTS

Season: 3 vs Gardner-Webb (11/13/21)  
 Career: 15 vs Miss Valley State (11/25/20)  
 SEC: -

## FG MADE

Season: 1 vs Gardner-Webb (11/13/21)  
 Career: 5 vs Miss Valley State (11/25/20)  
 SEC: -

## FG ATTEMPTED

Season: 3 vs Gardner-Webb (11/13/21)  
 Career: 8 vs Miss Valley State (11/25/20)  
 SEC: -

## 3-POINT FG MADE

Season: 1 vs Gardner-Webb (11/13/21)  
 Career: 3 vs Miss Valley State (11/25/20)  
 SEC: -

## 3-PT FG ATTEMPTS

Season: 2 (2x) last: vs Gardner-Webb (11/13/21)  
 Career: 5 vs Miss Valley State (11/25/20)  
 SEC: -

## FT MADE

Season: -  
 Career: 2 (2x) last vs North Texas (11/28/20)  
 SEC: -

## FT ATTEMPTED

Season: -  
 Career: 2 (3x) last vs Southern (12/09/20)  
 SEC: -

## REBOUNDS

Season: 2 vs Mercer (11/09/21)  
 Career: 3 vs Miss Valley State (11/25/20)  
 SEC: 2 at Tennessee (01/06/21)

## ASSISTS

Season: 3 vs Gardner-Webb (11/13/21)  
 Career: 4 vs Lipscomb (12/05/20)  
 SEC: 1 at Tennessee (01/06/21)

## STEALS

Season: -  
 Career: 1 vs Miss Valley State (11/25/20)  
 SEC: -

## BLOCKED SHOTS

Season: -  
 Career: 1 vs Oral Roberts (12/20/20)  
 SEC: -

## MINUTES

Season: 9:43 vs Gardner-Webb (11/13/21)  
 Career: 20:36 vs Miss Valley State (11/25/20)  
 SEC: 4:52 at Tennessee (01/06/21)

## KHALEN ROBINSON'S 2021-22 GAME STATS

Opponent	Date	GS	Min	FG	FGA	Pct	3FG	3A	Pct	FT	FTA	Pct	O	D	Tot	Avg	PF	FO	A	TO	Blk	Stl	Pts	Avg
MERCER	11/09/21	*	9	0	2	.000	0	2	.000	0	0	.000	0	2	2	2.0	1	0	0	0	0	0	0	0.0
GARDNER-WEBB	11/13/21		10	1	3	.333	1	2	.500	0	0	.000	0	0	0	1.0	2	0	3	1	0	1	3	1.5
NORTHERN IOWA	11/17/21		DNP																					
vs Kansas State	11/22/21		2	0	0	.000	0	0	.000	0	0	.000	0	0	0	0.7	1	0	0	0	0	0	0	1.0
vs Cincinnati	11/23/21		DNP																					
Totals		1	21	1	5	.200	1	4	.250	0	0	.000	0	2	2	0.7	4	0	3	1	0	1	3	1.0

## KHALEN ROBINSON CAREER STATISTICS

Year	GP	GS	Min	Avg	FG	FGA	Pct	3FG	3FGA	Pct	FT	FTA	Pct	Off	Def	Tot	Avg	PF	FO	Ast	TO	Blk	Stl	Pts	Avg
2020-21	11	0	92	8.4	9	21	.429	5	12	.417	6	8	.750	0	10	10	0.9	16	1	11	6	1	3	29	2.6
2021-22	3	1	21	9.5	1	5	.200	1	4	.250	0	0	.000	0	2	2	1.0	3	0	3	1	0	1	3	1.5
<b>TOTAL</b>	<b>14</b>	<b>1</b>	<b>113</b>	<b>8.2</b>	<b>10</b>	<b>26</b>	<b>.385</b>	<b>6</b>	<b>16</b>	<b>.375</b>	<b>6</b>	<b>8</b>	<b>.750</b>	<b>0</b>	<b>12</b>	<b>12</b>	<b>0.9</b>	<b>19</b>	<b>1</b>	<b>14</b>	<b>7</b>	<b>1</b>	<b>4</b>	<b>32</b>	<b>2.5</b>



3

TREY WADE

Gr.Sr. | G | 6-6 | 220 | Marietta, Ga. | South Cobb HS | Wichita State Univ.



@treywade35  
@thetreywade5

GENERAL:

• Was a two-year starter at Wichita State ... Played his freshman season-each at UTEP and his sophomore year South Plains (Texas) Junior College ... Appeared in 52 games with 47 starts in two seasons for the Shockers and helped team to 2021 NCAA Tournament berth ... Graduated from Wichita State in the spring of 2021 with a degree in general studies (sociology) ... He is pursuing his Master's in adult and lifelong learning at Arkansas.

2021-22 HIGHLIGHTS:

• GWU: Had a season-highs with three assists and five points.

DOUBLE-DOUBLES (3)

FRESHMAN	(1)
03/07/18 • vs UTSA	10 pts 10 reb
JUNIOR	(2)
11/05/19 • OMAHA	19 pts 11 reb
12/14/19 • OKLAHOMA	11 pts 15 reb

- Led his team/ARK in Pts: .....9/0
- Led his team/ARK in Reb: .....17/0
- Led his team/ARK Assists: .....3/0
- Led his team/ARK in PT+REB same gm: .....3/0
- CAREER: Double-figure Pts: .....21/0
- Double-figure Rebs: .....4/0
- 20-pt gms: .....3/0
- Gms with a 3PT FG: .....43/1
- Gms with 3+ Steals: .....3/0
- Gms with 3+ Assists: .....12/1
- Gms with 5+ Rebs: .....48/0



PERSONAL BESTS

POINTS

Season: 5 vs Gardner-Webb (11/13/21)  
Career: 23 at Tulane (03/03/21)  
SEC:

FG MADE

Season: 2 vs Gardner-Webb (11/13/21)  
Career: 9 at Tulane (03/03/21)  
SEC:

FG ATTEMPTED

Season: 4 vs Gardner-Webb (11/13/21)  
Career: 15 at UAB (01/25/18)  
SEC:

3-PT FG MADE

Season: 1 vs Gardner-Webb (11/13/21)  
Career: 4 (2x) last at Tulane (03/03/21)  
SEC:

3-PT FG ATT

Season: 2 vs Gardner-Webb (11/13/21)  
Career: 8 at UAB (01/25/18)  
SEC:

FT MADE

Season: -  
Career: 4 (2x) last at South Florida (12/22/20)  
SEC:

FT ATTEMPTED

Season: -  
Career: 7 vs Omaha (11/05/19)  
SEC:

REBOUNDS

Season: 2 vs Gardner-Webb (11/13/21)  
Career: 15 vs Oklahoma (12/14/19)  
SEC:

ASSISTS

Season: 3 vs Gardner-Webb (11/13/21)  
Career: 5 (2x) vs UCF (01/30/21)  
SEC:

STEALS

Season: -  
Career: 3 (3x) vs Cincinnati (03/13/21)  
SEC:

BLOCKED SHOTS

Season: 1 vs Gardner-Webb (11/13/21)  
SEC: 4 vs FIU (01/13/18)  
SEC:

MINUTES

Season: 16:14 vs Gardner-Webb (11/13/21)  
Career: 34:18 vs Temple (02/27/20)  
SEC:

TREY WADE'S 2021-22 GAME STATS

Opponent	Date	GS	Min	FG	FGA	Pct	3FG	3A	Pct	FT	FTA	Pct	O	D	Tot	Avg	PF	FO	A	TO	Blk	Stl	Pts	Avg
MERCER	11/09/21		7	0	0	.000	0	0	.000	0	0	.000	0	0	0	0.0	0	0	0	0	0	0	0	0.0
GARDNER-WEBB	11/13/21		16	2	4	.500	1	2	.500	0	0	.000	1	1	2	1.0	1	0	3	0	1	0	5	2.5
NORTHERN IOWA	11/17/21		12	2	3	.667	0	0	.000	0	0	.000	0	0	0	0.7	4	0	1	1	0	0	4	3.0
vs Kansas State	11/22/21		6	0	2	.000	0	1	.000	0	0	.000	0	1	1	0.8	0	0	0	0	0	0	0	2.3
vs Cincinnati	11/23/21		4	0	0	.000	0	0	.000	1	2	.500	1	2	3	1.2	0	0	0	0	0	0	1	2.0
Totals		0	45	4	9	.444	1	3	.333	1	2	.500	2	4	6	1.2	5	0	4	1	1	0	10	2.0

TREY WADE CAREER STATISTICS

Year	GP	GS	Min	Avg	FG	FGA	Pct	3FG	3FGA	Pct	FT	FTA	Pct	Off	Def	Tot	Avg	PF	FO	Ass	TO	Blk	Stl	Pts	Avg
2017-18 (UTEP)	25	6	444	17.8	77	160	.481	18	52	.346	8	24	.333	29	75	104	4.2	40	1	9	18	23	10	180	7.2
2019-20 (WSU)	31	27	730	23.5	86	200	.430	22	68	.324	35	60	.583	62	106	168	5.4	46	0	41	30	13	21	229	7.4
2020-21 (WSU)	22	21	573	26.0	56	139	.403	19	61	.311	16	29	.552	42	82	124	5.6	37	0	34	18	15	11	147	6.7
2021-22 (ARK)	5	0	45	9.0	4	9	.444	1	3	.333	1	2	.500	2	4	6	1.2	5	0	4	1	1	0	10	2.0
TOTAL	83	54	1792	21.6	223	508	.439	60	184	.326	60	115	.522	135	267	402	4.8	128	1	88	67	52	42	566	6.8

4

## DAVONTE "DEVO" DAVIS

\*So. | G | 6-4 | 180 | Jacksonville, Ark. | Jacksonville HS

## GENERAL:

- Named the SEC First-Year Academic Honor Roll ... Made the Department's Honor Roll (3.0-3.49 GPA) for Fall 2020 and Spring 2021
- Has doubled his 3-point production this year ... Made 2 last year and has made 4 this year

## 2021-22 HIGHLIGHTS:

- Preseason 2nd Tm All-SEC** (Coaches and Media) ... 1 of 20 Break-Out Players (Jon Rothstein- College Hoops Today)
- Mercer:** Did not take a shot Mercer but led the team with a +19 as he held Mercer's top scorer to just 4-of-13 FG / 0-of-6 3PT.
- GWU:** Tied his career-high with 6 assists as Arkansas handed out 23 for the game ... Scored 10 points, making 2 3-pointers (only made 2 trey as a frosh) ... Added two steals
- Cincy:** Struggled shooting, but was the only Razorback in double-digits for Plus-Minus (+10) thanks to his defensive effort ... Added five rebounds and three assists ... One of his boards was on the offensive end with 23 seconds left that led to two Chris Lykes free throws (21 seconds left) and a 3-point lead ... Had back-to-back assists with a defensive rebound in between as Arkansas went from down four to up one with just over 5 minutes to play.

Led the Razorbacks in Pts:.....	3
Led the Razorbacks in Rebs:.....	2
Led the Razorbacks in Assists:.....	7
Led the Razorbacks in Steals:.....	9
CAREER: Double-figure Pts:.....	14
20-pt gms:.....	1
Gms with a 3PT FG:.....	4
Gms with 3+ 3PT FG:.....	-
Gms with 5+ Rebs:.....	15
Gms with 3+ Assists:.....	11
Gms with 3+ Steals:.....	3

@MrDevoBuckets

@devofor3

\* - Will be granted an extra year of eligibility due to COVID-19 in 2020-21



## PERSONAL BESTS

## POINTS

Season: 10 (2x) last vs UNI (11/17/21)  
 Career: 20 vs Georgia (01/09/21)  
 SEC: 20 vs Georgia (01/09/21)

## FG MADE

Season: 4 (2x) last vs UNI (11/17/21)  
 Career: 9 vs Georgia (01/09/21)  
 SEC: 9 vs Georgia (01/09/21)

## FG ATTEMPTED

Season: 12 vs Cincinnati (11/23/21)  
 Career: 14 (2x) last vs Florida (02/16/21)  
 SEC: 14 (2x) last vs Florida (02/16/21)

## 3-POINT FG MADE

Season: 2 (2x) last vs UNI (11/17/21)  
 Career: 2 (2x) last vs UNI (11/17/21)  
 SEC: 1 vs Georgia (01/09/21)

## 3-PT FG ATTEMPTS

Season: 4 vs UNI (11/17/21)  
 Career: 4 vs UNI (11/17/21)  
 SEC: 2 vs Georgia (01/09/21)

## FT MADE

Season: 2 vs Cincinnati (11/23/21)  
 Career: 4 vs Florida (02/16/21)  
 SEC: 4 vs Florida (02/16/21)

## FT ATTEMPTED

Season: 2 (2x) last vs Cincinnati (11/23/21)  
 Career: 6 vs Missouri (03/13/21)  
 SEC: 4 (2x) last vs Florida (02/16/21)

## REBOUNDS

Season: 5 vs Cincinnati (11/23/21)  
 Career: 8 (4x) last vs Oral Roberts (03/27/21)  
 SEC: 8 (2x) last at South Carolina (03/02/21)

## ASSISTS

Season: 6 vs Gardner-Webb (11/13/21)  
 Career: 6 (3x) vs Gardner-Webb (11/13/21)  
 SEC: 6 (2x) last vs LSU (02/27/21)

## STEALS

Season: 3 vs Mercer (11/09/21)  
 Career: 4 vs LSU (03/13/21)  
 SEC: 3 vs Missouri (01/02/21)

## BLOCKED SHOTS

Season: -  
 Career: 2 vs Colgate (03/19/21)  
 SEC: 1 (3x) last at Missouri (02/13/21)

## MINUTES

Season: 33:48 vs Mercer (11/09/21)  
 Career: 38:52 vs Texas A&M (03/06/21)  
 SEC: 38:52 vs Texas A&M (03/06/21)

## DAVONTE DAVIS' 2021-22 GAME STATS

Opponent	Date	GS	Min	FG	FGA	Pct	3FG	3A	Pct	FT	FTA	Pct	O	D	Tot	Avg	PF	FO	A	TO	Blk	Stl	Pts	Avg	
MERCER	11/09/21	*	34	0	0	.000	0	0	.000	0	0	.000	0	4	4	4.0	1	0	1	5	0	3	0	0.0	
GARDNER-WEBB	11/13/21	*	29	4	10	.400	2	3	.667	0	0	.000	1	2	3	3.5	2	0	6	2	0	2	10	5.0	
NORTHERN IOWA	11/17/21	*	23	4	8	.500	2	4	.500	0	0	.000	1	3	4	3.7	3	0	1	0	0	1	10	6.7	
vs Kansas State	11/22/21	*	25	2	5	.400	0	2	.000	0	2	.000	0	4	4	3.8	3	0	1	2	0	1	4	6.0	
vs Cincinnati	11/23/21	*	25	3	12	.250	0	2	.000	2	2	1.000	2	3	5	4.0	3	0	3	3	0	0	8	6.4	
Totals			5	136	13	35	.371	4	11	.364	2	4	.500	4	16	20	4.0	12	0	12	12	0	7	32	6.4

## DAVONTE DAVIS CAREER STATISTICS

Year	GP	GS	Min	Avg	FG	FGA	Pct	3FG	3FGA	Pct	FT	FTA	Pct	Off	Def	Tot	Avg	PF	FO	Ass	TO	Blk	Stl	Pts	Avg
2020-21	30	17	716	23.9	109	229	.476	2	13	.154	34	45	.756	36	98	134	4.5	70	0	64	48	5	35	254	8.5
2021-22	5	5	136	27.2	13	35	.371	4	11	.364	2	4	.500	4	16	20	4.0	12	0	12	12	0	7	32	6.4
<b>TOTAL</b>	<b>35</b>	<b>22</b>	<b>852</b>	<b>24.3</b>	<b>122</b>	<b>264</b>	<b>.462</b>	<b>6</b>	<b>24</b>	<b>.250</b>	<b>36</b>	<b>49</b>	<b>.735</b>	<b>40</b>	<b>114</b>	<b>154</b>	<b>4.4</b>	<b>82</b>	<b>0</b>	<b>76</b>	<b>60</b>	<b>5</b>	<b>42</b>	<b>286</b>	<b>8.2</b>

# 5 AU'DIESE TONEY

Pronounced: Awe-Deece

\*Sr. | G | 6-6 | 205 | Huntsville, Ala. | Trinity Christian (N.C.) Acad, | Univ. of Pittsburgh

## GENERAL:

- Played three seasons with the Pitt Panthers ... Scored 763 points (9.78 avg.) in his three years at Pitt and averaged 5.42 rebounds (423 total) ... Had three career double-doubles.

## 2021-22 HIGHLIGHTS:

- Mercer:** Registered a double-double in the season opener with 18 pts and 11 rebs ... Made 7-of-9 shots ... Added two assists ... Had five offensive boards ... Was second on the team with a +18 ... Coach Muss "he really saved us with his unselfish play"
- UNI:** Scored eight of his 13 points during a 5:44 stretch in the second half.
- HOF Classic:** Named **Tournament MVP** ... Scored 13 vs K-State and a game-high 19 vs Cincy ... Had nine rebounds in both games, including six offensive in both contests ... His final offensive board came with Arkansas clinging to a 1-point lead with 43 seconds left ... Also held Cincy's top scorer to zero points (0-of-4 shooting) ... Was 12-of-15 at the FT line (7-of-8 vs Cincy).

Off Reb/Gm	3.80	2nd SEC	14th NCAA
FT Made	21	4th SEC	130th NCAA
FT Att	27	6th SEC	148th NCAA
Reb/Gm	8.0	5th SEC	102nd NCAA
Double-Doubles	1	8th SEC	129th NCAA
FT Pct.	.778	10th SEC	242nd NCAA

## DOUBLE-DOUBLES (4)

<b>SOPHOMORE</b>	(1)
02/02/20 • MIAMI	15 pts 10 reb
<b>JUNIOR</b>	(2)
01/06/21 • at Syracuse	12 pts 14 reb
01/19/21 • DUKE	22 pts 11 reb
<b>SENIOR</b>	(1)
11/09/21 • MERCER	18 pts 11 reb

- Led his team/ARK in Pts: ..... 6 / 1
- Led his team/ARK in Reb: ..... 23 / 2
- Led his team/ARK Assists: ..... 3 / 0
- CAREER: Double-figure Pts: ..... 38 / 3
- Double-figure Rebs: ..... 5 / 1
- 20-pt gms: ..... 6 / 0
- Gms with a 3PT FG: ..... 39 / 0
- Gms with 2+ Steals: ..... 19 / 0
- Gms with 3+ Assists: ..... 12 / 0
- Gms with 5+ Rebs: ..... 49 / 5

@thefuturetoney

@at.loading

\* - Will be granted an extra year of eligibility due to COVID-19 in 2020-21



## PERSONAL BESTS

### POINTS

Season: 19 vs Cincinnati (11/23/21)  
Career: 27 at Duke (01/28/20)

SEC:

### FG MADE

Season: 7 vs Mercer (11/09/21)  
Career: 11 at Duke (01/28/20)

SEC:

### FG ATTEMPTED

Season: 9 (2x) last vs Cincinnati (11/23/21)  
Career: 19 at Duke (01/28/20)

SEC:

### 3-PT FG MADE

Season: 1 vs UNI (11/17/21)  
Career: 4 vs Saint Francis (PA) (11/25/20)

SEC:

### 3-PT FG ATT

Season: 1 (2x) last vs UNI (11/17/21)  
Career: 6 vs Saint Francis (PA) (11/25/20)

SEC:

### FT MADE

Season: 7 vs Cincinnati (11/23/21)  
Career: 13 vs Duke (01/19/21)

SEC:

### FT ATTEMPTED

Season: 8 vs Cincinnati (11/23/21)  
Career: 17 vs Duke (01/19/21)

SEC:

### REBOUNDS

Season: 11 vs Mercer (11/09/21)  
Career: 14 at Syracuse (01/06/21)

SEC:

### ASSISTS

Season: 2 vs Mercer (11/09/21)  
Career: 6 vs Drexel (11/28/20)

SEC:

### STEALS

Season: 1 (4x) last vs Cincinnati (11/23/21)  
Career: 4 (4x) last vs Wake Forest (03/10/20)

SEC:

### BLOCKED SHOTS

Season: 1 vs UNI (11/17/21)  
SEC: 2 vs Saint Louis (11/21/18)

SEC:

### MINUTES

Season: 36:57 vs Cincinnati (11/23/21)  
Career: 40:00 (3x) last vs Virginia (02/22/20)

SEC:

## AU'DIESE TONEY'S 2021-22 GAME STATS

Opponent	Date	GS	Min	FG	FGA	Pct	3FG	3A	Pct	FT	FTA	Pct	O	D	Tot	Avg	PF	FO	A	TO	Blk	Stl	Pts	Avg	
MERCER	11/09/21	*	37	7	9	.778	0	1	.000	4	6	.667	5	6	11	11.0	0	0	2	1	0	1	18	18.0	
GARDNER-WEBB	11/13/21	*	14	1	4	.250	0	0	.000	1	2	.500	2	3	5	8.0	3	0	1	1	0	0	3	10.5	
NORTHERN IOWA	11/17/21	*	38	4	6	.667	1	1	1.000	4	4	1.000	0	6	6	7.3	2	0	0	0	1	1	13	11.3	
vs Kansas State	11/22/21	*	27	4	8	.500	0	0	.000	5	7	.714	6	3	9	7.8	3	0	0	0	0	1	13	11.8	
vs Cincinnati	11/23/21	*	37	6	9	.667	0	0	.000	7	8	.875	6	3	9	8.0	2	0	1	1	0	1	19	13.2	
Totals			5	153	22	36	.611	1	2	.500	21	27	.778	19	21	40	8.0	10	0	4	3	1	4	66	13.2

## AU'DIESE TONEY CAREER STATISTICS

Year	GP	GS	Min	Avg	FG	FGA	Pct	3FG	3FGA	Pct	FT	FTA	Pct	Off	Def	Tot	Avg	PF	FO	Asst	TO	Blk	Stl	Pts	Avg
2018-19 (PITT)	32	28	809	25.3	80	222	.360	17	69	.246	63	95	.663	62	117	179	5.6	62	1	15	34	4	22	240	7.5
2019-20 (PITT)	31	25	934	30.1	107	232	.461	22	67	.328	57	87	.655	63	86	149	4.8	60	2	36	35	3	38	293	9.5
2020-21 (PITT)	16	16	559	34.9	77	166	.464	18	53	.340	58	87	.667	37	58	95	5.9	33	0	37	38	2	20	230	14.4
2021-22 (ARK)	5	5	153	30.6	22	36	.611	1	2	.500	21	27	.778	19	21	40	8.0	10	0	4	3	1	4	66	13.2
<b>TOTAL</b>	<b>84</b>	<b>74</b>	<b>2455</b>	<b>29.2</b>	<b>286</b>	<b>656</b>	<b>.436</b>	<b>58</b>	<b>191</b>	<b>.304</b>	<b>199</b>	<b>296</b>	<b>.672</b>	<b>181</b>	<b>282</b>	<b>463</b>	<b>5.5</b>	<b>165</b>	<b>3</b>	<b>92</b>	<b>110</b>	<b>10</b>	<b>84</b>	<b>829</b>	<b>9.9</b>



# 10 JAYLIN WILLIAMS

"He's a Winner." -Eric Musselman after Cincy game

\*So. | F | 6-10 | 240 | Fort Smith, Ark. | Fort Smith Northside HS

## GENERAL:

• Played in 26 games in 200-21 with five starts, including the final three games of the NCAA Tournament ... **Named the SEC First-Year Academic Honor Roll ... Made the Department's Honor Roll (3.0-3.49 GPA) for Fall 2020 and Spring 2021 ... Invited to Team USA U-19 camp in the summer of 2021** ... Led the 2020-21 team by taking 16 charges ... Lead this year's team with nine charges drawn.

## 2021-22 HIGHLIGHTS:

- 1 of 20 Radar Break-Out Players (Jon Rothstein- College Hoops Today) ... • 1 of 20 Glue Guys (Jon Rothstein- College Hoops Today)
- **Mercer:** Led the team with five assists while adding eight rebounds, two blocked shots and a steal ... His overall play led to Arkansas 18-3 run in the second half.
- **GWU:** Dished out 5 assists for the second straight game ... Led the team with eight rebounds and **drew three charges**.
- **UNI:** Only played 23:49 in the UNI win as he battled an ankle injury. However, he put up impressive numbers and made several key plays in the Razorbacks run late in the game ... Finished with 11 points (two shy of his career high), a **career-high 7 assists**, 6 rebounds, 3 blocked shots and a steal ... Is the only Razorback on record (going back 25 years) to get 11+ points, 6+ rebounds, 7+ assists, 3+ blocks and no turnovers in a game. (HogStats).

## BIG PLAYS DOWN THE STRETCH VS UNI (all with an ankle injury)

- 3:52 left • Game tied 75-75 Blocked Shot
- 3:43 left • Game tied 75-75 Blocked Shot
- 2:42 left • Down 1- 78-77 Offensive Rebound and put-back for 79-78 lead
- 1:27 left • Up 4- 82-78 Layup to go up 6
- 1:17 left • Up 6- 84-78 Steal

• **HOF Classic:** Didn't make the All-Tourney team but was arguably Arkansas' most impactful player in the final ... Had eight rebounds and sank a key 3-pointer versus K-State ... Versus Cincy, had a **career-high 11 rebounds** while drawing a **career-high four charges** ... Like UNI, made several game-winning plays inside the final 1:10 to secure the win:

## BIG PLAYS DOWN THE STRETCH VS CINCY

- 1:10 left • Up 1- 68-67 Defensive Rebound
- 0:47 left • Up 1- 68-67 Offensive Rebound
- 0:09 left • Up 3- 70-67 Drew his 4th charge of the game
- 0:01 left • Up 5- 72-67 Defensive Rebound
- 0:01 left • Up 5- 72-67 Made 1-of-2 free throws for the 73-67 final

"Players at **ALL** levels should watch extensive tape on Jaylin Williams: **Makes as many NON SCORING big plays as anyone in college basketball.**"

-Jon Rothstein

Reb/Gm	8.2	4th SEC	89th NCAA
Def Reb/Gm	6.2	4th SEC	65th NCAA
Assists/Gm	4.4	7th SEC	99th NCAA
Assist/TO ratio	2.44	7th SEC	97th NCAA
Blocks/Gm	1.20	16th SEC	201st NCAA
Off Reb/Gm	2.00	18th SEC	334th NCAA

- **Led Razorbacks in Pts:** ..... 0
- **Led Razorbacks in Rebs:** ..... 9
- **Led Razorbacks in Blk Shots:** ..... 10
- **Led Razorbacks in Assists:** ..... 3
- **CAREER: Double-figure Pts:** ..... 2
- **Double-figure Rebs:** ..... 5
- **20-pt gms:** ..... 8
- **Gms with a 3PT Made:** ..... 8
- **Gms with 3+ Assists:** ..... 5
- **Gms with 5+ Rebs:** ..... 15
- **Charges Taken 2020-21:** ..... team-best 9
- **Charges Taken 2021-22:** ..... team-best 9

@Jay\_MWilliams\_

@thejaylinwilliams\_

\* - Will be granted an extra year of eligibility due to COVID-19 in 2020-21



## PERSONAL BESTS

### POINTS

Season: 11 vs UNI (11/17/21)  
**Career: 13 vs Alabama (02/24/21)**  
 SEC: 13 vs Alabama (02/24/21)

### FG MADE

Season: 5 vs UNI (11/17/21)  
**Career: 4 vs Alabama (02/24/21)**  
 SEC: 4 vs Alabama (02/24/21)

### FG ATTEMPTED

Season: 8 vs UNI (11/17/21)  
**Career: 8 (2x) last vs UNI (11/17/21)**  
 SEC: 8 vs Alabama (02/24/21)

### 3-POINT FG MADE

Season: 1 vs UNI (11/17/21)  
**Career: 2 vs Miss Valley State (11/25/20)**  
 SEC: 1 (3x) last at Missouri (02/13/21)

### 3-PT FG ATTEMPTS

Season: 2 vs Mercer (11/09/21)  
**Career: 4 (2x) last vs Missouri (01/02/21)**  
 SEC: 4 vs Missouri (01/02/21)

### FT MADE

Season: 3 vs Cincinnati (11/23/21)  
**Career: 5 vs Alabama (02/24/21)**  
 SEC: 5 vs Alabama (02/24/21)

### FT ATTEMPTED

Season: 6 vs Cincinnati (11/23/21)  
**Career: 7 vs Alabama (02/24/21)**  
 SEC: 7 vs Alabama (02/24/21)

### REBOUNDS

Season: 11 vs Cincinnati (11/23/21)  
**Career: 11 vs Cincinnati (11/23/21)**  
 SEC: 10 (2x) last vs Florida (02/16/21)

### ASSISTS

Season: 7 vs UNI (11/17/21)  
**Career: 7 vs UNI (11/17/21)**  
 SEC: 3 at Missouri (02/13/21)

### STEALS

Season: 2 vs Cincinnati (11/23/21)  
**Career: 2 (4x) last vs Cincinnati (11/23/21)**  
 SEC: 2 (3x) last vs LSU (02/27/21)

### BLOCKED SHOTS

Season: 3 vs UNI (11/17/21)  
**Career: 4 vs LSU (02/27/21)**  
 SEC: 4 vs LSU (02/27/21)

### MINUTES

Season: 35:10 vs Cincinnati (11/23/21)  
**Career: 35:10 vs Cincinnati (11/23/21)**  
 SEC: 29:49 vs LSU (02/27/21)

## JAYLIN WILLIAMS'S 2021-22 GAME STATS

Opponent	Date	GS	Min	FG	FGA	Pct	3FG	3A	Pct	FT	FTA	Pct	O	D	Tot	Avg	PF	FO	A	TO	Blk	Stl	Pts	Avg	
MERCER	11/09/21		30	1	4	.250	0	2	.000	2	4	.500	3	5	8	8.0	2	0	5	4	2	1	4	4.0	
GARDNER-WEBB	11/13/21	*	24	1	2	.500	0	1	.000	1	2	.500	0	8	8	8.0	1	0	5	1	0	1	3	3.5	
NORTHERN IOWA	11/17/21	*	23	5	8	.625	1	1	1.000	0	2	.000	3	3	6	7.3	2	0	7	0	3	1	11	6.0	
vs Kansas State	11/22/21	*	32	1	3	.333	1	1	1.000	3	4	.750	1	7	8	7.5	3	0	1	1	1	0	6	6.0	
vs Cincinnati	11/23/21	*	35	1	3	.333	0	2	.000	3	6	.500	3	8	11	8.2	3	0	4	3	0	2	5	5.8	
Totals			4	144	9	20	.450	2	7	.286	9	18	.500	10	31	41	8.2	11	0	22	9	6	5	29	5.8

## JAYLIN WILLIAMS CAREER STATISTICS

Year	GP	GS	Min	Avg	FG	FGA	Pct	3FG	3FGA	Pct	FT	FTA	Pct	Off	Def	Tot	Avg	PF	FO	Ass	TO	Blk	Stl	Pts	Avg
2020-21	26	5	400	15.4	33	69	.478	7	23	.304	23	31	.742	29	92	121	4.7	50	1	21	24	18	12	96	3.7
2021-22	5	4	144	28.8	9	20	.450	2	7	.286	9	18	.500	10	31	41	8.2	11	0	22	9	6	5	29	5.8
<b>TOTAL</b>	<b>31</b>	<b>9</b>	<b>544</b>	<b>17.5</b>	<b>42</b>	<b>89</b>	<b>.472</b>	<b>9</b>	<b>30</b>	<b>.300</b>	<b>32</b>	<b>49</b>	<b>.653</b>	<b>39</b>	<b>123</b>	<b>162</b>	<b>5.2</b>	<b>61</b>	<b>1</b>	<b>43</b>	<b>33</b>	<b>24</b>	<b>17</b>	<b>125</b>	<b>4.0</b>



## GENERAL:

- Spent four seasons with the Miami Hurricanes but only played two games his senior year (2020-21) after injuring his ankle on Dec. 4 ... Graduated from Miami (Spring, '21- sport administration/marketing) ... Pursuing a second undergraduate degree at Arkansas in arts and sciences ... Preseason 1st team All-ACC prior to 2020-21 season ... **2020 All-ACC HM ... 2019 and 2018 ACC All-Academic Team** ... Led the team – and ranked among the ACC top 10 – in scoring in both 2019-20 and 2018-19 ... In three-plus seasons with the Hurricanes, scored 1,256 points with 251 assists and 100 steals.

## 2021-22 HIGHLIGHTS:

- 2022 Jersey Mike's Naismith Trophy Watch List** ... #20 ranked returning player in college basketball (Andy Katz- March Madness) ... #51 on CBSSports.com Top 100 and 1 best college players entering 2021-22 ... 1 of 30 Impact Transfers (Jon Rothstein- College Hoops Today).

**Mercer:** Scored 16 off the bench thanks to making 7-of-8 FT ... 10 of his points came during Arkansas' decisive 18-3 run to turn a 54-53 deficit into a 71-57 lead.

**UNI:** Led the team with 26 points ... [CLICK TO WATCH: his acrobatic layup that was the top play on ESPN's SportsCenter](#) ... Scored 12 straight points on his own, including a 7-0 Razorback run, in the first half ... Arkansas was down 3 (75-72 with 4:25 left) before Lykes ignited a 21-5 run with nine points — including 6-of-6 FT — over the final 4:10 to secure the win.

- HOF Classic:** Named to the **Hall of Fame Classic All-Tournament Team** ... Made a huge impact by making 18-of-20 free throws, including 10-of-10 inside the final 1:46 versus K-State and 4-of-4 inside the final 21 seconds vs Cincinnati ... Scored 14 vs KSU and 15 vs Cincy ... Only made one 3-pointer, but it came with Arkansas down 4 with 5:49 to play.



FT Made	31	1st SEC	18th NCAA
FT Att	37	2nd SEC	31st NCAA
FT Pct.	.838	8th SEC	137th NCAA
Points/Gm	15.2	12th SEC	232nd NCAA

• Led his tm/ARK in Pts:.....	30 / 2
• Led his tm/ARK in Assists:.....	28 / 0
• Led his tm/ARK Pts+Asss Same Gm: ...	11 / 0
• CAREER: Double-figure Pts: .....	70 / 4
Double-figure Assists: .....	0 / 0
20-pt gms:.....	17 / 1
Gms with a 3PT FG:.....	78 / 4
Gms with 3+ 3PT FG:.....	24 / 1
Gms with 3+ Steals: .....	8 / 0
Gms with 3+ Assists.....	42 / 1
Gms with 5+ Assists:.....	17 / 0



## PERSONAL BESTS

## POINTS

Season: 26 vs UNI (11/17/21)  
 Career: 28 (2x) last at Illinois (12/02/19)  
 SEC:

## FG MADE

Season: 8 vs UNI (11/17/21)  
 Career: 11 at Illinois (12/02/19)  
 SEC:

## FG ATTEMPTED

Season: 16 vs UNI (11/17/21)  
 Career: 23 at North Carolina (02/09/19)  
 SEC:

## 3-PT FG MADE

Season: 4 vs UNI (11/17/21)  
 Career: 6 (2x) vs Florida State (01/18/20)  
 SEC:

## 3-PT FG ATT

Season: 7 vs UNI (11/17/21)  
 Career: 11 (2x) vs Clemson (03/11/20)  
 SEC:

## FT MADE

Season: 10 vs Kansas State (11/22/21)  
 Career: 14 vs Wake Forest (01/12/19)  
 SEC:

## FT ATTEMPTED

Season: 10 (2x) last vs Cincinnati (11/23/21)  
 Career: 14 vs Wake Forest (01/12/19)  
 SEC:

## REBOUNDS

Season: 3 vs Kansas State (11/22/21)  
 Career: 6 vs Loyola-Chicago (03/15/18)  
 SEC:

## ASSISTS

Season: 3 vs Cincinnati (11/23/21)  
 Career: 9 at Virginia Tech (03/08/19)  
 SEC:

## STEALS

Season: 1 vs UNI (11/17/21)  
 Career: 5 vs Temple (12/17/19)  
 SEC:

## BLOCKED SHOTS

Season: -  
 SEC: 2 vs Florida State (01/18/20)  
 SEC:

## MINUTES

Season: 31:13 vs Cincinnati (11/23/21)  
 Career: 40:55 vs Florida State (01/18/20)  
 SEC:

## CHRIS LYKES' 2021-22 GAME STATS

Opponent	Date	GS	Min	FG	FGA	Pct	3FG	3A	Pct	FT	FTA	Pct	O	D	Tot	Avg	PF	FO	A	TO	Blk	Stl	Pts	Avg
MERCER	11/09/21	26	4	7	.571	1	1	1.000	7	8	.875	0	2	2	2.0	1	0	1	1	0	0	16	16.0	
GARDNER-WEBB	11/13/21	16	2	5	.400	1	2	.500	0	2	.000	0	0	0	1.0	1	0	0	0	0	0	5	10.5	
NORTHERN IOWA	11/17/21	31	8	16	.500	4	7	.571	6	7	.857	0	1	1	1.0	0	0	2	2	0	1	26	15.7	
vs Kansas State	11/22/21	28	2	7	.286	0	3	.000	10	10	1.000	0	3	3	1.5	2	0	2	2	0	0	14	15.3	
vs Cincinnati	11/23/21	31	3	12	.250	1	4	.250	8	10	.800	1	0	1	1.4	3	0	3	0	0	0	15	15.2	
Totals		0	132	19	47	.404	7	17	.412	31	37	.838	1	6	7	1.4	7	0	8	5	0	1	76	15.2

## CHRIS LYKES CAREER STATISTICS

Year	GP	GS	Min	Avg	FG	FGA	Pct	3FG	3FGA	Pct	FT	FTA	Pct	Off	Def	Tot	Avg	PF	FO	Ass	TO	Blk	Stl	Pts	Avg
2017-18 (MIA)	32	10	690	21.6	100	249	.402	48	139	.345	59	82	.720	3	36	39	1.2	70	0	75	58	1	25	307	9.6
2018-19 (MIA)	32	32	1082	33.8	171	421	.406	61	192	.318	114	146	.781	14	72	86	2.7	72	0	103	93	1	43	517	16.2
2019-20 (MIA)	26	24	780	30.0	140	324	.432	51	134	.381	70	86	.814	10	45	55	2.1	68	1	62	54	7	28	401	15.4
2020-21 (MIA)*	2	2	57	28.5	8	22	.364	5	11	.455	10	11	.909	0	8	8	4.0	4	0	11	3	1	4	31	15.5
2021-22 (ARK)	5	0	132	26.4	19	47	.404	7	17	.412	31	37	.838	1	6	7	1.4	7	0	8	5	0	1	76	15.2
<b>TOTAL</b>	<b>97</b>	<b>68</b>	<b>2741</b>	<b>28.3</b>	<b>438</b>	<b>1063</b>	<b>.412</b>	<b>172</b>	<b>493</b>	<b>.349</b>	<b>284</b>	<b>362</b>	<b>.785</b>	<b>28</b>	<b>167</b>	<b>195</b>	<b>2.0</b>	<b>221</b>	<b>1</b>	<b>259</b>	<b>213</b>	<b>10</b>	<b>101</b>	<b>1332</b>	<b>13.7</b>

\*- Played in two games in 2020-21 before suffering a season-ending injury

13

CHANCE MOORE

Fr. | G | 6-5 | 195 | Brookhaven, Ga. | McEachern HS

GENERAL:

- A four-star recruit ... Rated 84th nationally by ESPN and 93rd by 247Sports Composite ... Averaged 19 pts and 9 rebounds his senior season

2021-22 HIGHLIGHTS:

- 

@Chance3303

@chance\_moore



PERSONAL BESTS

POINTS

Season: --

SEC: --

FG MADE

Season: --

SEC: --

FG ATTEMPTED

Season: --

SEC: --

3-POINT FG MADE

Season: --

SEC: --

3-PT FG ATTEMPTS

Season: --

SEC: --

FT MADE

Season: --

SEC: --

FT ATTEMPTED

Season: --

SEC: --

REBOUNDS

Season: --

SEC: --

ASSISTS

Season: --

SEC: --

STEALS

Season: --

SEC: --

BLOCKED SHOTS

Season: --

SEC: --

MINUTES

Season: 1:56 vs Gardner-Webb (11/13/21)

SEC: --

CHANCE MOORE'S 2021-22 GAME STATS

Opponent	Date	GS	Min	FG	FGA	Pct	3FG	3A	Pct	FT	FTA	Pct	O	D	Tot	Avg	PF	FO	A	TO	Blk	Stl	Pts	Avg
MERCER	11/09/21	DNP																						
GARDNER-WEBB	11/13/21	2		0	0	.000	0	0	.000	0	0	.000	0	0	0	0.0	2	0	0	0	0	0	0	0.0
NORTHERN IOWA	11/17/21	DNP																						
vs Kansas State	11/22/21	DNP																						
vs Cincinnati	11/23/21	DNP																						
Totals		0	2	0	0	.000	0	0	.000	0	0	.000	0	0	0	0.0	2	0	0	0	0	0	0	0.0

CHANCE MOORE CAREER STATISTICS

Year	GP	GS	Min	Avg	FG	FGA	Pct	3FG	3FGA	Pct	FT	FTA	Pct	Off	Def	Tot	Avg	PF	FO	Ast	TO	Blk	Stl	Pts	Avg
2021-22	1	0	2	2.0	0	0	.000	0	0	.000	0	0	.000	0	0	0	0.0	2	0	0	0	0	0	0	0.0



14

## JAXSON ROBINSON

\*So. | G | 6-6 | 185 | Ada, Okla. | Ada HS | Texas A&amp;M

## GENERAL:

- Played one season (2020-21) at Texas A&M ... Was a four-star prospect by 247Sports, ESPN and Rivals ... Ranked 62nd nationally and 16th at his position by 247Sports ... Previously was a top 50 recruit of 2021 class but reclassified to the 2020 signing class.

## 2021-22 HIGHLIGHTS:

- Gardner-Webb:** Tied career highs with six points and making two 3-pointers .. Recorded his second career blocked shot.

Led his team/ARK in Pts: .....	0 / 0
CAREER: Double-figure Pts: .....	0 / 0
20-pt gms: .....	0 / 0
Gms with a 3PT FG: .....	5 / 1
Gms with 3+ 3PT FG: .....	0 / 0
Gms with 3+ Steals: .....	0 / 0
Gms with 3+ Assists: .....	0 / 0

 @Robinsonjaxx

 @j4sonn

\* - Will be granted an extra year of eligibility due to COVID-19 in 2020-21



## PERSONAL BESTS

## POINTS

Season: 6	vs Gardner-Webb (11/13/21)
Career: 6 (4x)	last vs Gardner-Webb (11/13/21)
SEC: 6 (3x)	last at Ole Miss (01/23/21)

## FG MADE

Season: 2	vs Gardner-Webb (11/13/21)
Career: 2 (5x)	last vs Gardner-Webb (11/13/21)
SEC: 2 (4x)	last vs at Ole Miss (01/23/21)

## FG ATTEMPTED

Season: 7	vs Gardner-Webb (11/13/21)
Career: 7	vs Gardner-Webb (11/13/21)
SEC: 6	at LSU (12/29/20)

## 3-PT FG MADE

Season: 2	vs Gardner-Webb (11/13/21)
Career: 2 (4x)	last vs Gardner-Webb (11/13/21)
SEC: 2 (3x)	last at Ole Miss (01/23/21)

## 3-PT FG ATT

Season: 7	vs Gardner-Webb (11/13/21)
Career: 7	vs Gardner-Webb (11/13/21)
SEC: 5 (4x)	last at Ole Miss (01/23/21)

## FT MADE

Season: --	
Career: --	
SEC: --	

## FT ATTEMPTED

Season: --	
Career: 1	vs Tennessee (01/09/21)
SEC: 1	vs Tennessee (01/09/21)

## REBOUNDS

Season: 1	vs Gardner-Webb (11/13/21)
Career: 7	at LSU (12/29/20)
SEC: 7	at LSU (12/29/20)

## ASSISTS

Season: --	
Career: 1 (4x)	last vs LSU (01/26/21)
SEC: 1 (3x)	last vs LSU (01/26/21)

## STEALS

Season: --	
Career: 1 (3x)	last at Ole Miss (01/23/21)
SEC: 1 (2x)	last at Ole Miss (01/23/21)

## BLOCKED SHOTS

Season: 1	vs Gardner-Webb (11/13/21)
Career: 1 (2x)	last vs Gardner-Webb (11/13/21)
SEC: --	

## MINUTES

Season: 10:57	vs Gardner-Webb (11/13/21)
Career: 19:32	vs Auburn (01/02/21)
SEC: 19:32	vs Auburn (01/02/21)

## JAXSON ROBINSON'S 2021-22 GAME STATS

Opponent	Date	GS	Min	FG	FGA	Pct	3FG	3A	Pct	FT	FTA	Pct	O	D	Tot	Avg	PF	FO	A	TO	Blk	Stl	Pts	Avg
MERCER	11/09/21	DNP																						
GARDNER-WEBB	11/13/21	11	11	2	7	.286	2	7	.286	0	0	.000	1	0	1	1.0	1	0	0	0	1	0	6	6.0
NORTHERN IOWA	11/17/21	DNP																						
vs Kansas State	11/22/21	DNP																						
vs Cincinnati	11/23/21	DNP																						
<b>Totals</b>		<b>0</b>	<b>11</b>	<b>2</b>	<b>7</b>	<b>.286</b>	<b>2</b>	<b>7</b>	<b>.286</b>	<b>0</b>	<b>0</b>	<b>.000</b>	<b>1</b>	<b>0</b>	<b>1</b>	<b>1.0</b>	<b>1</b>	<b>0</b>	<b>0</b>	<b>0</b>	<b>1</b>	<b>0</b>	<b>6</b>	<b>6.0</b>

## JAXSON ROBINSON CAREER STATISTICS

Year	GP	GS	Min	Avg	FG	FGA	Pct	3FG	3FGA	Pct	FT	FTA	Pct	Off	Def	Tot	Avg	PF	FO	Asst	TO	Blk	Stl	Pts	Avg
2020-21 (TXAM)	14	4	137	9.7	11	31	.355	8	28	.268	0	1	.000	4	11	15	1.1	10	0	4	5	1	3	30	2.1
2021-22 (ARK)	1	0	11	11.0	2	7	.286	2	7	.286	0	0	.000	1	0	1	1.0	1	0	0	0	1	0	6	6.0
<b>Total</b>	<b>15</b>	<b>4</b>	<b>148</b>	<b>9.9</b>	<b>13</b>	<b>38</b>	<b>.342</b>	<b>10</b>	<b>35</b>	<b>.286</b>	<b>0</b>	<b>1</b>	<b>.000</b>	<b>5</b>	<b>11</b>	<b>16</b>	<b>1.1</b>	<b>11</b>	<b>0</b>	<b>4</b>	<b>5</b>	<b>2</b>	<b>3</b>	<b>36</b>	<b>2.4</b>

20

## KAMANI JOHNSON

R-Jr. | F | 6-7 | 235 | Brooklyn, N.Y. | Holy Spirit (Ga.) Prep School | Little Rock

## GENERAL:

• Played two seasons at Little Rock ... Sat out 2020-21 att Arkansas per NCAA transfer rules ... Signed with Arkansas on Oct. 26, 2020, and joined the team on Dec. 19, 2020 ... **Third team All-Sun Belt** selection at Little Rock ... His 144 free throws made in 2019-20 ranked sixth in UALR history for a single season ... In the NCAA, ranked 26th in free throw attempts with a Sun Belt-best 198 and ranked 49th nationally in free throws made (144).

## 2021-22 HIGHLIGHTS

- **GWU:** Had six rebounds in eight minutes.
- **Cincy:** Turned in four solid minutes in the first half with two rebounds and a blocked shot.

## DOUBLE-DOUBLES (4)

## SOPHOMORE (4)

11/27/19 • ALCORN STATE	17 pts	12 reb
01/02/20 • TEXAS STATE *	15 pts	10 reb
01/04/20 • UT ARLINGTON *	30 pts	13 reb
02/22/20 • at Arkansas St.	32 pts	16 reb

\* - Back-to-Back games

• Led his team/ARK in Pts: .....	5/0
• Led his team/ARK in Rebs: .....	10/0
• Led his team/ARK in Assists: .....	7/0
• Led his tm/ARK in PTS•REB Same Gm: .....	3/0
• Led his tm/ARK in P•R•A Same Gm: .....	2/0
• CAREER: Double-figure Pts: .....	20/0
Double-figure Rebs: .....	7/0
20-pt gms / 30-pt gms: .....	3 / 2
Gms with a 3PT Made: .....	0/0
Gms with 3+ Assists: .....	17/0
Gms with 5+ Rebs: .....	37/0

 @KamaniJohnson20

 @Kamani\_Johnson


## PERSONAL BESTS

## POINTS

Season: 5 vs Gardner-Webb (11/13/21)  
 Career: 32 at Arkansas State (02/22/20)  
 SEC:

## FG MADE

Season: 1 vs Gardner-Webb (11/13/21)  
 Career: 9 at Arkansas State (02/22/20)  
 SEC:

## FG ATTEMPTED

Season: 1 vs Gardner-Webb (11/13/21)  
 Career: 13 at Memphis (11/20/19)  
 SEC:

## 3-PT FG MADE

Season: --  
 Career: --  
 SEC:

## 3-PT FG ATT

Season: --  
 Career: 1 (2x) last at Memphis (11/20/19)  
 SEC:

## FT MADE

Season: 3 vs Gardner-Webb (11/13/21)  
 Career: 14 at Arkansas State (02/22/20)  
 SEC:

## FT ATTEMPTED

Season: 5 vs Gardner-Webb (11/13/21)  
 Career: 16 at Arkansas State (02/22/20)  
 SEC:

## REBOUNDS

Season: 6 vs Gardner-Webb (11/13/21)  
 Career: 20 at Arkansas State (02/22/20)  
 SEC:

## ASSISTS

Season: 1 vs Mercer (11/09/21)  
 Career: 6 vs Appalachian State (02/01/20)  
 SEC:

## STEALS

Season: --  
 Career: 3 vs Arkansas State (02/02/19)  
 SEC:

## BLOCKED SHOTS

Season: 1 vs Cincinnati (11/23/21)  
 SEC: 2 (5x) last at UT Arlington (02/15/20)  
 SEC:

## MINUTES

Season: 8:34 vs Gardner-Webb (11/13/21)  
 Career: 38:42 vs UT Arlington (01/04/20)  
 SEC:

## KAMANI JOHNSON'S 2021-22 GAME STATS

Opponent	Date	GS	Min	FG	FGA	Pct	3FG	3A	Pct	FT	FTA	Pct	O	D	Tot	Avg	PF	FO	A	TO	Blk	Stl	Pts	Avg
MERCER	11/09/21	1	0	0	.000	0	0	.000	0	0	.000	1	0	1	1.0	0	0	1	1	0	0	0	0	0.0
GARDNER-WEBB	11/13/21	8	1	1	1.000	0	0	.000	3	5	.600	2	4	6	3.5	0	0	0	2	0	0	5	2.5	
NORTHERN IOWA	11/17/21	DNP																						
vs Kansas State	11/22/21	DNP																						
vs Cincinnati	11/23/21	4	0	0	.000	0	0	.000	0	0	.000	2	0	2	3.0	1	0	0	1	1	0	0	1.7	
Totals		0	13	1	1.000	0	0	.000	3	5	.600	5	4	9	3.0	1	0	1	4	1	0	5	1.7	

## KAMANI JOHNSON CAREER STATISTICS

Year	GP	GS	Min	Avg	FG	FGA	Pct	3FG	3FGA	Pct	FT	FTA	Pct	Off	Def	Tot	Avg	PF	FO	Ass	TO	Blk	Stl	Pts	Avg
2018-19 (UALR)	27	15	519	19.2	53	96	.552	0	1	.000	33	65	.508	51	79	130	4.8	85	5	37	41	13	14	139	5.1
2019-20 (UALR)	31	28	860	27.7	98	191	.513	0	1	.000	144	198	.727	94	113	207	6.7	99	5	68	67	15	23	340	11.0
2021-22 (ARK)	2	0	9	4.5	1	1	1.000	0	0	.000	3	5	.600	3	4	7	3.5	0	0	1	3	0	0	5	2.5
<b>TOTAL</b>	<b>60</b>	<b>43</b>	<b>1388</b>	<b>23.1</b>	<b>152</b>	<b>288</b>	<b>.528</b>	<b>0</b>	<b>2</b>	<b>.000</b>	<b>180</b>	<b>268</b>	<b>.672</b>	<b>148</b>	<b>196</b>	<b>344</b>	<b>5.7</b>	<b>184</b>	<b>10</b>	<b>106</b>	<b>111</b>	<b>28</b>	<b>37</b>	<b>484</b>	<b>8.1</b>

# 23 CONNOR VANOVER

\*Jr. | F | 7-3 | 215 | Little Rock, Ark. | Findlay Prep (Nev.) | Univ. of California

## GENERAL:

• **Named the SEC Winter Academic Honor Roll** ... Played his freshman season at Cal, Sat out 2019-20 season at Arkansas ... In 2020-19, was 1 of 3 players in the NCAA to have at least 50 blocked shots and 20 3-pointers made ... In fact, Vanover is the first Arkansas player with 50+ blocks and 20+ 3's made in a season and only nine other Hogs have reached those levels in an entire career (HogStats.com).

## 2021-22 HIGHLIGHTS:

- **Gardner-Webb:** Set the tone early and produced one of his best overall games with a team-best 19 points, seven rebounds, three blocked shots and two assists in just 17 minutes ... Down six with 6:30 left in the first half, keyed a 29-5 run to put the Hogs up 18 with eight points, three rebounds and two blocked shots during the run.
- **HOF Classic:** Helped Arkansas to an 18-point halftime lead vs K-State by scoring 10 of his 14 points in the period ... Sank a career-high 9-of-9 from the free throw line, including 8-of-8 in the first half ... Was productive in his 17 minutes vs Cincy with 8 points, 6 rebounds and a blocked shot.

FT Pct.	.923	3rd SEC	43rd NCAA
Blocks/Gm	1.50	5th SEC	99th NCAA

• <b>Led his team/ARK in Pts:</b>	..... 5 / 4
• <b>Led his team/ARK in Rebs:</b>	..... 7 / 5
• <b>CAREER: Double-figure Pts:</b>	..... 16 / 9
Double-figure rebs:	..... 2 / 2
20-pt gms:	..... 2 / 1
Gms with a 3 PT FG:	..... 30 / 18
Gms with 3+ 3PT FG:	..... 2 / 1
Gms with 3+ Blks:	..... 13 / 9

## PLAYERS IN THE NCAA IN 2020-21

### WITH 50+ BLOCKS AND 20+ 3'S MADE

Connor Vanover, ARK	51 blocks	24 3's
Hayden Koval, UNCG	65 blocks	26 3's
Jay Huff, UVA	62 blocks	28 3's

Vanover the first Arkansas player with 50+ blocks and 20+ 3's made in a season. Only nine other Hogs have reached those levels in an entire career: (HogStats.com)

Carl Baker (54 BLK • 29 3's)	Todd Day (102 BLK • 226 3's)
Ron Huery (70 BLK • 94 3's)	Vincent Hunter (79 BLK • 32 3's)
Bobby Portis (104 BLK • 23 3's)	Marshawn Powell (96 BLK • 42 3's)
Michael Qualls (55 BLK • 103 3's)	Darnell Robinson (62 BLK • 28 3's)
Mike Washington (107 BLK • 22 3's)	

 @Vanover\_Connor

 @cv\_23

\* - Will be granted an extra year of eligibility due to COVID-19 in 2020-21



## PERSONAL BESTS

### POINTS

Season:	19	vs Gardner-Webb (11/13/21)
Career:	24	at Stanford (03/07/19)
SEC:	17	at Auburn (12/30/20)

### FG MADE

Season:	7	vs Gardner-Webb (11/13/21)
Career:	9	at Stanford (03/07/19)
SEC:	6	vs Mississippi State (02/02/21)

### FG ATTEMPTED

Season:	12	vs Gardner-Webb (11/13/21)
Career:	15	vs Washington (02/28/19)
SEC:	11 (3x)	last vs Mississippi State (02/02/21)

### 3-POINT FG MADE

Season:	1	vs Gardner-Webb (11/13/21)
Career:	5	at Stanford (03/07/19)
SEC:	2 (2x)	last at Missouri (02/13/21)

### 3-PT FG ATTEMPTS

Season:	3	vs Kansas State (11/22/21)
Career:	8	vs Lipscomb (12/05/20)
SEC:	6	at Auburn (12/30/20)

### FT MADE

Season:	8	vs Kansas State (11/22/21)
Career:	8	vs Kansas State (11/22/21)
SEC:	6	at Auburn (12/30/20)

### FT ATTEMPTED

Season:	9	vs Kansas State (11/22/21)
Career:	9	vs Kansas State (11/22/21)
SEC:	6	at Auburn (12/30/20)

### REBOUNDS

Season:	7	vs Gardner-Webb (11/13/21)
Career:	16	vs North Texas (11/28/20)
SEC:	8	vs Mississippi State (02/02/21)

### ASSISTS

Season:	2	vs Gardner-Webb (11/13/21)
Career:	2 (7x)	last at Missouri (02/13/21)
SEC:	2 (2x)	last at Missouri (02/13/21)

### STEALS

Season:	--	
Career:	3	vs Southern (12/19/20)
SEC:	2 (2x)	last vs Mississippi State (02/02/21)

### BLOCKED SHOTS

Season:	3	vs Gardner-Webb (11/13/21)
Career:	6 (2x)	last vs North Texas (11/28/20)
SEC:	5	vs Ole Miss (01/27/21)

### MINUTES

Season:	20:02	vs Kansas State (11/22/21)
Career:	34:05	vs North Texas (11/28/20)
SEC:	28:45	at Auburn (12/30/20)

## CONNOR VANOVER'S 2021-22 GAME STATS

Opponent	Date	GS	Min	FG	FGA	Pct	3FG	3A	Pct	FT	FTA	Pct	O	D	Tot	Avg	PF	FO	A	TO	Blk	Stl	Pts	Avg
MERCER	11/09/21		DNP																					
GARDNER-WEBB	11/13/21	*	17	7	12	.583	1	2	.500	4	4	1.000	3	4	7	7.0	1	0	2	0	3	0	19	19.0
NORTHERN IOWA	11/17/21	*	5	1	4	.250	0	2	.000	0	0	.000	0	1	1	4.0	0	0	0	0	1	0	2	10.5
vs Kansas State	11/22/21	*	21	3	7	.429	0	3	.000	8	9	.889	3	2	5	4.3	1	0	0	0	1	0	14	11.7
vs Cincinnati	11/23/21	*	17	4	8	.500	0	1	.000	0	0	.000	1	5	6	4.8	1	0	0	0	1	0	8	10.8
<b>Totals</b>		<b>4</b>	<b>60</b>	<b>15</b>	<b>31</b>	<b>.484</b>	<b>1</b>	<b>8</b>	<b>.125</b>	<b>12</b>	<b>13</b>	<b>.923</b>	<b>7</b>	<b>12</b>	<b>19</b>	<b>4.8</b>	<b>3</b>	<b>0</b>	<b>2</b>	<b>0</b>	<b>6</b>	<b>0</b>	<b>43</b>	<b>10.8</b>

## CONNOR VANOVER CAREER STATISTICS

Year	GP	GS	Min	Avg	FG	FGA	Pct	3FG	3FGA	Pct	FT	FTA	Pct	Off	Def	Tot	Avg	PF	FO	Ass	TO	Blk	Stl	Pts	Avg
2018-19 (CAL)	28	15	491	17.5	83	177	.469	27	76	.355	16	24	.667	21	62	83	3.0	38	2	5	18	35	7	209	7.5
2020-21 (ARK)	29	27	483	16.7	70	155	.452	24	74	.324	20	21	.952	27	104	131	4.5	37	0	14	21	51	13	184	6.3
2021-22 (ARK)	4	4	60	15.0	15	31	.484	1	8	.125	12	13	.923	7	12	19	4.8	3	0	2	0	6	0	43	10.8
<b>TOTAL</b>	<b>61</b>	<b>46</b>	<b>1034</b>	<b>17.0</b>	<b>168</b>	<b>363</b>	<b>.463</b>	<b>52</b>	<b>158</b>	<b>.329</b>	<b>48</b>	<b>58</b>	<b>.828</b>	<b>55</b>	<b>178</b>	<b>233</b>	<b>3.8</b>	<b>78</b>	<b>2</b>	<b>21</b>	<b>39</b>	<b>92</b>	<b>20</b>	<b>436</b>	<b>7.1</b>



# ARKANSAS RAZORBACKS

## 2021-22 SEASON RESULTS & LEADERS

RECORD:	OVERALL	HOME	AWAY	NEUTRAL
ALL GAMES	5-0	3-0	0-0	2-0
CONFERENCE	0-0	0-0	0-0	0-0
NON-CONFERENCE	5-0	3-0	0-0	2-0

DATE	TIME (CT)	R	A	N	K	OPPONENT	TV	RESULT	ATTEND	RECORD	(SEC)	HIGH POINTS	HIGH REBOUNDS
11/19/21	7:00 pm	16/15	—			MERCER	SEC Network Plus	W 74-61	19,200	1-0	--	(30) JD Notae	(11) Au'Diese Toney
11/13/21	2:00 pm	16/15	—			GARDNER-WEBB	SEC Network Plus	W 86-69	19200	2-0	--	(19) Connor Vanover	(8) Jaylin Williams
11/17/21	7:00 pm	16/15	--			NORTHERN IOWA	SEC Network Plus	W 93-80	19200	3-0	--	(26) Chris Lykes	(9) Stanley Umude
11/22/21	8:00 pm	+	13/12	--		vs Kansas State	ESPNews	W 72-64	9409	4-0	--	(14) Chris Lykes (14) Connor Vanover	(9) Au'Diese Toney
11/23/21	8:30 pm	+	13/12	--		vs Cincinnati	ESPN2	W 73-67	7255	5-0	--	(19)Au'Diese Toney	(11)Jaylin Williams

Home Games in CAPS | \* - Southeastern Conference game | + Hall of Fame Classic (Kansas City, Mo. - T-Mobile Center) | % - Big 12/SEC Challenge  
 @ - played in Tulsa, Okla. (BOK Center) | & - played in North Little Rock (Simmons Bank Arena) | ^ - SEC Tournament (Tampa, Fla. - Amalie Arena)

ATTENDANCE SUMMARY	GAMES	TOTALS	AVG/GAME
HOME	3	57600	19200
AWAY	0	0	0
NEUTRAL	2	16664	8332
TOTAL	5	74264	14853

# ARKANSAS RAZORBACKS

## 2021-22 COMBINED REPORT

RECORD:	OVERALL	HOME	AWAY	NEUTRAL
ALL GAMES	5-0	3-0	0-0	2-0
CONFERENCE	0-0	0-0	0-0	0-0
NON-CONFERENCE	5-0	3-0	0-0	2-0

##	Player	GP	GS	Min	Avg	• TOTAL •			• 3-PTS •			• REBOUNDS •				PF		FO				A				TO		Blk		Stl		Pts	
						FG	FGA	Pct	3FG	FGA	Pct	FT	FTA	Pct	Off																		
1	JD Notae	5	5	181	36.2	33	87	.379	14	45	.311	9	12	.750	2	17	19	3.8	9	0	17	10	1	16	89	17.8							
11	Chris Lykes	5	0	132	26.4	19	47	.404	7	17	.412	31	37	.838	1	6	7	1.4	7	0	8	5	0	1	76	15.2							
5	Au'Diese Toney	5	5	153	30.6	22	36	.611	1	2	.500	21	27	.778	19	21	40	8.0	10	0	4	3	1	4	66	13.2							
23	Connor Vanover	4	4	60	15.0	15	31	.484	1	8	.125	12	13	.923	7	12	19	4.8	3	0	2	0	6	0	43	10.8							
0	Stanley Umude	5	1	102	20.4	18	38	.474	2	7	.286	1	2	.500	4	17	21	4.2	7	0	5	7	2	4	39	7.8							
4	Davonte Davis	5	5	136	27.2	13	35	.371	4	11	.364	2	4	.500	4	16	20	4.0	12	0	12	12	0	7	32	6.4							
14	Jaxson Robinson	1	0	11	11.0	2	7	.286	2	7	.286	0	0	.000	1	0	1	1.0	1	0	0	0	1	0	6	6.0							
10	Jaylin Williams	5	4	144	28.8	9	20	.450	2	7	.286	9	18	.500	10	31	41	8.2	11	0	22	9	6	5	29	5.8							
3	Trey Wade	5	0	45	9.0	4	9	.444	1	3	.333	1	2	.500	2	4	6	1.2	5	0	4	1	1	0	10	2.0							
20	Kamani Johnson	3	0	13	4.3	1	1	1.000	0	0	.000	3	5	.600	5	4	9	3.0	1	0	1	4	1	0	5	1.7							
2	Khalen Robinson	3	1	21	7.0	1	5	.200	1	4	.250	0	0	.000	0	2	2	0.7	4	0	3	1	0	1	3	1.0							
13	Chance Moore	1	0	2	2.0	0	0	.000	0	0	.000	0	0	.000	0	0	0	0.0	2	0	0	0	0	0	0	0.0							
TEAM.....												6 9 15 3.0				0		0						0									
RAZORBACKS..... 5						137	316	.434	35	111	.315	89	120	.742	61	139	200	40.0	72	0	78	52	19	38	398	79.6							
Opponents..... 5						120	289	.415	54	145	.372	47	66	.712	36	126	162	32.4	101	2	66	74	14	22	341	68.2							

### Team Statistics

	ARK	OPP
<b>SCORING</b>	<b>398</b>	<b>341</b>
Points per game	79.6	68.2
Scoring margin	+11.4	-
<b>FIELD GOALS-ATT</b>	<b>137-316</b>	<b>120-289</b>
Field goal pct	.434	.415
<b>3 POINT FG-ATT</b>	<b>35-111</b>	<b>54-145</b>
3-point FG pct	.315	.372
3-pt FG made per game	7.0	10.8
<b>FREE THROWS-ATT</b>	<b>89-120</b>	<b>47-66</b>
Free throw pct	.742	.712
F-Throws made per game	17.8	9.4
<b>REBOUNDS</b>	<b>200</b>	<b>162</b>
Rebounds per game	40.0	32.4
Rebounding margin	+7.6	-
<b>ASSISTS</b>	<b>78</b>	<b>66</b>
Assists per game	15.6	13.2
<b>TURNOVERS</b>	<b>52</b>	<b>74</b>
Turnovers per game	10.4	14.8
Turnover margin	+4.4	-
Assist/turnover ratio	1.5	0.9
<b>STEALS</b>	<b>38</b>	<b>22</b>
Steals per game	7.6	4.4
<b>BLOCKS</b>	<b>19</b>	<b>14</b>
Blocks per game	3.8	2.8
<b>ATTENDANCE</b>	<b>57600</b>	<b>16664</b>
Home games-Avg/Game	3-19200	0-0
Neutral site-Avg/Game	-	2-8332

<b>SCORE BY PERIODS:</b>	<b>1st</b>	<b>2nd</b>	<b>Total</b>
Arkansas	178	220	398
Opponents	154	187	341

Date	Ark. Rank	Opponent	Result	Score	Attend
11/09/21	16/15	MERCER	W	74-61	19200
11/13/21	16/15	GARDNER-WEBB	W	86-69	19200
11/17/21	16/15	NORTHERN IOWA	W	93-80	19200
+ 11/22/21	13/12	vs Kansas State	W	72-64	9409
+ 11/23/21	13/12	vs Cincinnati	W	73-67	7255

\* = SEC game

+ Hall of Fame Classic (Kansas City, Mo. - T-Mobile Center)

@ - played in Tulsa, Okla. (BOK Center)

& - played in North Little Rock (Simmons Bank Arena)

% = SEC/Big 12 Challenge

^ - SEC Tournament (Tampa, Fla. - Amalie Arena)

# ARKANSAS RAZORBACKS

## 2021-22 SEASON STATISTICS • ALL GAMES



RECORD:	OVERALL	HOME	AWAY	NEUTRAL
ALL GAMES	5-0	3-0	0-0	2-0
CONFERENCE	0-0	0-0	0-0	0-0
NON-CONFERENCE	5-0	3-0	0-0	2-0

##	Player	GP	GS	• TOTAL •			• 3-PTS •			• REBOUNDS •											Pts Avg					
				Min	Avg	FG	FGA	Pct	3FG	FGA	Pct	FT	FTA	Pct	Off	Def	Tot	Avg	PFFO	A			TO	Blk	St	
1	JD Notae	5	5	181	36.2	33	87	.379	14	45	.311	9	12	.750	2	17	19	3.8	9	0	17	10	1	16	89	17.8
11	Chris Lykes	5	0	132	26.4	19	47	.404	7	17	.412	31	37	.838	1	6	7	1.4	7	0	8	5	0	1	76	15.2
5	Au'Diese Toney	5	5	153	30.6	22	36	.611	1	2	.500	21	27	.778	19	21	40	8.0	10	0	4	3	1	4	66	13.2
23	Connor Vanover	4	4	60	15.0	15	31	.484	1	8	.125	12	13	.923	7	12	19	4.8	3	0	2	0	6	0	43	10.8
0	Stanley Umude	5	1	102	20.4	18	38	.474	2	7	.286	1	2	.500	4	17	21	4.2	7	0	5	7	2	4	39	7.8
4	Davonte Davis	5	5	136	27.2	13	35	.371	4	11	.364	2	4	.500	4	16	20	4.0	12	0	12	12	0	7	32	6.4
14	Jaxson Robinson	1	0	11	11.0	2	7	.286	2	7	.286	0	0	.000	1	0	1	1.0	1	0	0	0	1	0	6	6.0
10	Jaylin Williams	5	4	144	28.8	9	20	.450	2	7	.286	9	18	.500	10	31	41	8.2	11	0	22	9	6	5	29	5.8
3	Trey Wade	5	0	45	9.0	4	9	.444	1	3	.333	1	2	.500	2	4	6	1.2	5	0	4	1	1	0	10	2.0
20	Kamani Johnson	3	0	13	4.3	1	1	1.000	0	0	.000	3	5	.600	5	4	9	3.0	1	0	1	4	1	0	5	1.7
2	Khalen Robinson	3	1	21	7.0	1	5	.200	1	4	.250	0	0	.000	0	2	2	0.7	4	0	3	1	0	1	3	1.0
13	Chance Moore	1	0	2	2.0	0	0	.000	0	0	.000	0	0	.000	0	0	0	0.0	2	0	0	0	0	0	0	0.0
TEAM.....															6	9	15	3.0	0		0				0	
ARKANSAS.....				5		137	316	.434	35	111	.315	89	120	.742	61	139	200	40.0	72	0	78	52	19	38	398	79.6
Opponents.....				5		120	289	.415	54	145	.372	47	66	.712	36	126	162	32.4	101	2	66	74	14	22	341	68.2

SCORE BY PERIODS:	1st	2nd	Total
Arkansas	178	220	398
Opponents	154	187	341

DEADBALL REBOUNDS:	OFF	DEF	TOTAL
Arkansas	20	4	24
Opponents	9	3	12



# 2021-22 ARKANSAS RAZORBACKS GAME HIGHS

Opponent	DATE	SCORE	RESULT	POINTS	REBOUNDS	ASSISTS	STEALS	BLOCKED SHOTS
MERCER	11/09/21	74-61	W	30-JD Notae	11-Au'Diese Toney	5-Jaylin Williams	7-JD Notae	2-Jaylin Williams
GARDNER-WEBB	11/13/21	86-69	W	19-Connor Vanover	8-Jaylin Williams	6-Davonte Davis	2-JD Notae Davonte Davis	3-Connor Vanover
NORTHERN IOWA	11/17/21	93-80	W	26-Chris Lykes	9-Stanley Umude	9-JD Notae	2-JD Notae	3-Jaylin Williams
vs Kansas State	11/22/21	72-64	W	14-Connor Vanover Chris Lykes	9-Au'Diese Toney	5-JD Notae	3-JD Notae	1-Jaylin Williams Stanley Umude Connor Vanover
vs Cincinnati	11/23/21	73-67	W	19-Au'Diese Toney	11-Jaylin Williams	4-Jaylin Williams	2-JD Notae Jaylin Williams	1-Connor Vanover JD Notae Kamani Johnson

## LED TEAM IN POINTS (including ties)

Notae	1
Lykes	2
Vanover	2
Toney	1

## LED TEAM IN REBS (including ties)

Toney	2
Williams	2
Umude	1

## LED TEAM IN ASSISTS (including ties)

Williams	2
Davis	1
Notae	2

## LED TEAM IN STEALS (including ties)

Notae	5
Davis	1
Williams	1

## LED TEAM IN BLKS (including ties)

Williams	3
Vanover	3
Umude	1
Notae	1
Johnson	1

## 2020-21 RAZORBACK GAME-BY-GAME STATISTICS

Opponent	Date	Score	W/L	• TOTAL •			• 3-PTRS •						• REBOUNDS •										
				FG	FGA	Pct	3FG	FGA	Pct	FT	FTA	Pct	Off	Def	Tot	Avg	PF	A	TO	Blk	Stl	Pts	Avg
MERCER	11/09/21	74-61	W	26	55	.473	6	21	.286	16	22	.727	11	24	35	35.0	6	13	15	2	12	74	74.0
GARDNER-WEBB	11/13/21	86-69	W	32	68	.471	13	27	.481	9	15	.600	12	27	39	37.0	17	23	9	5	6	86	80.0
NORTHERN IOWA	11/17/21	93-80	W	35	69	.507	10	24	.417	13	17	.765	7	32	39	37.7	14	21	5	6	7	93	84.3
vs Kansas State	11/22/21	72-64	W	21	58	.362	3	22	.136	27	34	.794	13	28	41	38.5	20	9	12	3	7	72	81.2
vs Cincinnati	11/23/21	73-67	W	23	66	.348	3	17	.176	24	32	.750	18	28	46	40.0	15	12	11	3	6	73	79.6
Arkansas		398		137	316	.434	35	111	.315	89	120	.742	61	139	200	40.0	72	78	52	19	38	398	79.6
Opponents		341		120	289	.415	54	145	.372	47	66	.712	36	126	162	32.4	101	66	74	14	22	341	68.2

Games played: 5

Points/game: 79.6

FG Pct: 43.4

3FG Pct: 31.5

FT Pct: 74.2

Rebounds/game: 40.0

Assists/game: 15.6

Turnovers/game: 10.4

Assist/turnover ratio: 1.5

Steals/game: 7.6

Blocks/game: 3.8

## 2021-22 OPPONENT GAME-BY-GAME STATISTICS

Opponent	Date	Score	W/L	• TOTAL •			• 3-PTRS •						• REBOUNDS •										
				FG	FGA	Pct	3FG	FGA	Pct	FT	FTA	Pct	Off	Def	Tot	Avg	PF	A	TO	Blk	Stl	Pts	Avg
MERCER	11/09/21	74-61	W	23	51	.451	13	31	.419	2	6	.333	4	18	22	22.0	16	17	18	2	7	61	61.0
GARDNER-WEBB	11/13/21	86-69	W	24	53	.453	13	31	.419	8	11	.727	5	24	29	25.5	18	17	15	2	4	69	65.0
NORTHERN IOWA	11/17/21	93-80	W	27	67	.403	17	37	.459	9	13	.692	9	29	38	29.7	14	17	12	2	3	80	70.0
vs Kansas State	11/22/21	72-64	W	22	59	.373	3	22	.136	17	23	.739	12	29	41	32.5	25	7	15	3	7	64	68.5
vs Cincinnati	11/23/21	73-67	W	24	59	.407	8	24	.333	11	13	.846	6	26	32	32.4	28	8	14	5	1	67	68.2
Opponents		341		120	289	.415	54	145	.372	47	66	.712	36	126	162	32.4	101	66	74	14	22	341	68.2
Arkansas		398		137	316	.434	35	111	.315	89	120	.742	61	139	200	40.0	72	78	52	19	38	398	79.6

Games played: 5

Points/game: 68.2

FG Pct: 41.5

3FG Pct: 37.2

FT Pct: 71.2

Rebounds/game: 32.4

Assists/game: 13.2

Turnovers/game: 14.8

Assist/turnover ratio: 0.9

Steals/game: 4.4

Blocks/game: 2.8



# ARKANSAS RAZORBACKS

## 2021-22 GAME-BY-GAME POINTS-ASSISTS-REBOUNDS

				0	1	2	3	4	5	10	11	13	14	20	23	45
Opponent	Date	Score	WL	Umude	Notae	K. Robinson	Wade	Davis	Toney	Williams	Lykes	Moore	J. Robinson	Johnson	Vanover	Blake
MERCER	11/09/21	74-61	W	6-3-1	30-2-2	0-2-0	0-0-0	0-4-1	18-11-2	4-8-5	16-2-1	DNP	DNP	0-1-1	DNP	DNP
GWU	11/13/21	86-69	W	9-4-3	18-1-0	3-0-3	5-2-3	10-3-6	3-5-1	3-8-5	5-0-0	0-0-0	6-1-0	5-6-0	19-7-2	DNP
UNI	11/17/21	93-80	W	10-9-1	17-8-9	DNP	4-0-1	10-4-1	13-6-0	11-6-7	26-1-2	DNP	DNP	DNP	2-1-0	DNP
vs KSTATE	11/22/21	72-64	W	10-4-0	11-4-5	0-0-0	0-1-0	4-4-1	13-9-0	6-8-1	14-3-2	DNP	DNP	DNP	14-5-0	DNP
vs CINCY	11/23/21	73-67	W	4-1-0	13-4-1	DNP	1-3-0	8-5-3	19-9-1	5-11-4	15-1-3	DNP	DNP	0-2-0	8-6-0	DNP

# ARKANSAS RAZORBACKS

## 2021-22 STARTING LINEUPS

[illegible]

# ARKANSAS RAZORBACKS

## 2020-21 SPECIALTY STATS (ARKANSAS/OPPONENT)

Opponent	Pts Off TO	Pts In Paint	2nd Chance	Fast Break	Bench	Ties	Lead Chng	Ark Largest Lead	Best Ark Run	Opp Largest Lead	Run	Best Opp Led	Ark Led	Opp Gm Tied
MERCER	21 / 10	36 / 8	15 / 3	14 / 0	20 / 12	4	10	15 0:19 2nd	11-0	7 6:32 1st	7-0	24:21	13:26	2:13
GARDNER-WEBB	15 / 8	34 / 20	15 / 3	12 / 3	33 / 25	2	2	31 7:42 2nd	14-0	6 6:46 1st	8-0	31:08	5:15	3:37
NORTHERN IOWA	20 / 8	42 / 16	11 / 16	20 / 12	40 / 20	10	18	13 0:18 2nd	13-0	6 5:49 1st	9-0	23:52	10:38	5:43
vs Kansas State	13 / 17	30 / 34	16 / 8	9 / 8	24 / 28	1	0	18 HALFTIME	8-0	0 -- --	7-0	39:18	--	0:42
vs Cincinnati	14 / 13	28 / 28	14 / 4	8 / 6	20 / 27	11	14	6 0:01 2nd	8-0	4 5:57 2nd	6-0	18:18	16:51	4:51

RED INDICATES  
LARGEST UA LEADS  
IN LOSS

RED INDICATES  
LARGEST UA DEFICITS  
IN A WIN

### DEFLECTIONS (Thru Game 5) (ARK career Only unless noted\*)

Player	17-18	18-19	19-20	20-21	21-22	Career
Davis	-	-	-	160	22	182
Johnson	-	NA	NA	RS	2	2
Lykes	NA	NA	NA	NA	10	10
Moore	-	-	-	-	0	0
Notae	NA	NA	RS	133	35	168
J. Robinson	-	-	-	NA	1	1
K. Robinson	-	-	-	4	1	5
Toney	-	NA	NA	NA	17	17
Umude	NA	NA	NA	NA	13	13
Vanover	-	NA	RS	104	12	117
Wade	NA	JC	NA	NA	6	6
Williams	-	-	-	81	21	102

MOST IN A GAME 2021-22:

11 Notae (K-ST)  
9 Notae (MER) • Davis (MER)

### CHARGES DRAWN (Thru Game 5) (ARK career Only unless noted\*)

Player	17-18	18-19	19-20	20-21	21-22	Career
Davis	-	-	-	2	0	2
Johnson	-	NA	NA	RS	0	0
Lykes	NA	NA	NA	NA	5	5
Moore	-	-	-	-	0	0
Notae	NA	NA	RS	6	0	6
J. Robinson	-	-	-	0	0	0
K. Robinson	-	-	-	2	1	3
Toney	-	3*	4*	4*	0	11*
Umude	NA	NA	NA	NA	0	0
Vanover	-	NA	RS	0	0	0
Wade	NA	JC	NA	NA	0	0
Williams	-	-	-	16	9	25

MOST IN A GAME 2021-22:

4 Williams (Cincy)  
3 Williams (GWU)

### DUNKS (Thru Game 5) (ARK career Only unless noted\*)

Player	17-18	18-19	19-20	20-21	21-22	Career
Davis	-	-	-	5	1	6
Johnson	-	NA	NA	RS	1	1
Lykes	NA	NA	NA	NA	0	0
Moore	-	-	-	-	0	0
Notae	NA	1*	RS	3	0	4
J. Robinson	-	-	-	0	0	0
K. Robinson	-	-	-	0	0	0
Toney	NA	7*	9*	6*	4	26*
Umude	NA	NA	NA	NA	6	6
Vanover	-	NA	RS	20	4	24
Wade	NA	JC	23*	12*	3	37*
Williams	-	-	-	3	1	4

MOST IN A GAME 2021-22:

3 Umude (K-State)

## LAST TIME AN ARKANSAS PLAYER...

### • SCORING •

Scored 25 Points: 26 Chris Lykes vs UNI (11/17/21)

Scored 30 Points: 30 JD Notae vs Mercer (11/09/21)

Scored 40 Points: 40 Mason Jones vs Auburn (02/04/20)

Scored 50 Points: 51 Rotnei Clarke vs. Alcorn State (11/13/09)

RECORD: 51 Rotnei Clarke vs. Alcorn State (11/13/09)

### • FIELD GOALS MADE •

Made 15 Field Goals: 15 (15-21) Rotnei Clarke vs. Alcorn State (11/13/09)

Made 20 Field Goals: 20 (2-30) Dean Tolson vs. Texas A&M (03/02/74)

RECORD: 20 (20-30) Dean Tolson vs. Texas A&M (03/02/74)

### • FIELD GOALS ATTEMPTED •

Attempted 20 Field Goals: 20 (8-20) JD Notae at LSU (01/13/21)

Attempted 25 Field Goals: 26 (11-26) JD Notae vs Mercer (11/09/21)

RECORD: 30 (20-30) Dean Tolson vs. Texas A&M (03/02/74)

### • FIELD GOAL PERCENTAGE •

Shot 100% FG (Min. 7 att): Daniel Gafford (7-7) at Texas Tech (01/26/19)

RECORD (min 8 att): 100% 8x - Best: Daryll Saulsberry (10-10) 1975

### • 3-POINTERS MADE •

Made 7 3-pointers: 8 (8-11) Mason Jones at Texas A&M (03/07/20)

Made 10 3-pointers: 10 (10-13) by Isaiah Joe vs. FIU (12/01/18)

Made 11-Plus 3-pointers: 13 (13-17) by Rotnei Clarke vs. Alcorn State (11/13/09)

RECORD: 13 (13-17) by Rotnei Clarke vs. Alcorn State (11/13/09) (SEC record)

### • 3-POINTERS ATTEMPTED •

Attempted 15 3-Pointers: 15 (6-15) Isaiah Joe at Texas A&M (03/07/20)

Attempted 20 3-Pointers: 24 (10-24) Pat Bradley vs. North Texas (12/30/98)

RECORD: 24 (10-24) Pat Bradley vs. North Texas (12/30/98) (SEC record)

### • FREE THROWS MADE •

Made 10 Free Throws: 11 Justin Smith (11-13) vs Colgate (03/19/21)

Made 15 Free Throws: 16 (16-19) Moses Moody vs Alabama (02/24/21)

Made 20 Plus Free Throws: 22 (22-24) Martin Terry vs. Texas A&M (01/22/72)

RECORD: 22 (22-24) by Martin Terry vs. Texas A&M (01/22/72)

### • FREE THROWS ATTEMPTED •

Attempted 15 Free Throws: 19 (16-19) Mason Jones vs Tennessee (02/26/20)

Attempted 20 Free Throws: 21 (18-21) Moses Moody vs Alabama (02/24/21)

Attempted 24 Plus Free Throws: 24 (22-24) Martin Terry vs. Texas A&M (01/22/72)

RECORD: 24 (22-24) Martin Terry vs. Texas A&M (01/22/72)

### • FREE THROW PERCENTAGE •

Shot 100% FT (min 10 att): 12-12 Isaiah Joe vs Tennessee (02/26/20)

RECORD (min. 11 att): 9x - Best: Tommy Boyer (18-18) in 1963

### • REBOUNDS •

Grabbed 10-14 Rebounds: 11 Jaylin Williams (11/23/21)

Grabbed 15-20 Rebounds: 17 Justin Smith vs Oral Roberts (12/20/20)

Grabbed 20-Plus Rebounds: 23 Nick Davis vs. Jackson State (11/21/97)

RECORD: 23 by Nick Davis vs. Jackson State (11/21/97)

• Grabbed 10 Offensive Rebounds: 11 Justin Smith vs Oral Roberts (03/27/21)

• Grabbed 14 Defensive Rebounds: 14 Connor Vanover vs North Texas (11/28/20)

### • ASSISTS •

Had 10 Assists: 10 by Jalen Tate vs Georgia (01/09/21)

Had 15 Assists: 15 by Dontell Jefferson vs. Portland State (11/18/05)

RECORD: 15 by Dontell Jefferson vs. Portland State (11/18/05)

### • STEALS •

Had 5 Steals: 5 Justin Smith vs Colgate (03/19/21)

Had 6-7 Steals: 7 JD Notae vs Mercer (11/09/21)

Had 8-9 Steals: 9 Robert Shepard at Arizona (12/06/92)

RECORD: 9 by Robert Shepard at Arizona (12/06/92)

### • BLOCKED SHOTS •

Had 5 Blocks: 5 Connor Vanover at Oklahoma State (01/30/21)

Had 6-9 Blocks: 6 Connor Vanover vs North Texas (11/28/20)

Had 10 Blocks: 10 Steven Hill vs. Texas State (12/06/05)

RECORD: 10 Steven Hill vs. Texas St. (12/06/05) & Oliver Miller vs. Texas (02/04/90)

### • TURNOVERS •

Committed 5-9 Turnovers: 5 Davonte Davis vs Mercer (11/09/21)

Committed 10 Plus Turnovers: 10 Courtney Fortson at South Carolina (02/21/09)

### • MINUTES PLAYED •

39 Minutes (Regulation): 39:12 JD Notae vs Mercer (11/09/21)

40 Minutes (Regulation): 40:00 Justin Smith vs Colgate (03/19/21)

40 Minutes (OT): 40:00 Jimmy Whitt Jr., at Missouri (02/08/20)

45 Plus Minutes: 47 by BJ Young vs. Auburn (01/16/13)

### • MISCELLANEOUS •

2 Players Scored 20+ Pts In Same Game: Moses Moody (28) & Justin Smith (21) vs LSU (03/13/21)

3 Players Scored 20+ Pts In Same Game: at South Carolina (03/02/20)  
Moses Moody (28), Justin Smith (22) and JD Notae (21)

2 Players Scored 20+ Pts In Back-To-Back Gms: Jones (37/26) & Joe (22/26) vs. Tennessee (02/26/20) and at Georgia (02/29/20)

2 Players Scored 20+ Pts In 3 Straight: Jones (41/20/21) & Joe (20/21/24) vs Tulsa (12/14/19), Valpo (12/21/19) and Indiana (12/29/19)

8 Players Scored in Double Digits: Mississippi Valley State (11/25/20)  
Vanover (25), Sills (19), Moody (16), Jackson (15), Robinson (15), Smith (13), Notae (13), Tate 12)

Scored 20 or More Points in Five-Plus Consecutive Games: (5) by Mason Jones 37, 26, 36, 30, 22 (02/26/20 to 03/11/20)

Scored 20 or More Points in 10-Plus Consecutive Games: (11) by Todd Day 20, 23, 26, 26, 22, 31, 23, 21, 27, 21, 20 (12/01/90 to 01/12/91)

Scored 30 or More Points in 3 Straight Games: Mason Jones (only Razorback) 34 vs. S. Carolina (01/29/20), 30 at Alabama (02/01/20), 40 vs Auburn (02/04/20)

Most Points in Back-To-Back Games: 82 by Martin Terry 35 at TCU (02/20/73) and 47 vs. SMU (02/24/73)

Consecutive Free Throws Made: 48 by Ricky Medlock (20 gms; 12/21/74 to 03/04/75)

Double-Double: Pts/Rebs: Au'Diese Toney (18 & 11) vs Mercer (11/09/21)

Double-Double: Pts/Assists: Jalen Tate (15 & 10) vs Georgia (01/09/21)

Two Players with Double-Double in Same Game: vs Oral Roberts (12/20/20)

Justin Smith (22 pts, 17 rebs) and Desi Sills (16 pts, 10 rebs)

Three Players with Double-Double in Same Game: vs Alabama (01/16/10) – Marshawn Powell

18 pts, 10 rebs), Mike Washington (17 pts, 13 rebs) and Courtney Fortson (12 pts, 10 assists)

Had 5-Plus Assists in 5-Plus Consecutive Games: (6) by Jalen Harris

11, 6, 10, 12, 7, 10 (11/21/81 thru 12/15/18)

Had 10 or More Assists in Back-to-Back Games: Jalen Harris

10 vs. FIU (12/01/18) and 12 at Colorado State (12/05/18)

Three-Plus Players with 5-Plus Assists in a Game: vs. Montana State (11/21/18)

Jalen Harris (11), Isaiah Joe (5) and Desi Sills (5)

Had 5 or More Steals in Back-to-Back Games: Ronnie Brewer

5 vs. Western Illinois (01/01/06) and 5 vs. Mississippi State (01/07/06)

## LAST TIME AN OPPONENT PLAYER...

### • SCORING •

Scored 30 Points: 30 Saben Lee vs Vanderbilt (03/11/20)

Scored 40 Points: 45 Jodie Meeks vs. Kentucky (02/14/09)

Scored 50 Points: 56 Oscar Robertson vs. Cincinnati (03/15/58) (on record)

### • FIELD GOALS MADE •

Made 15 Field Goals: 17 (17-24) Jodie Meeks vs. Kentucky (02/14/09)

Made 20 Field Goals: 21 Oscar Robertson vs. Cincinnati (03/15/58) (on record)

### • FIELD GOALS ATTEMPTED •

Attempted 20 Field Goals: 22 (11-22) Braden Shackelford at Alabama (02/01/20)

Attempted 25 Field Goals: 28 (11-28) Devan Downey vs. South Carolina (02/17/10)

### • FIELD GOAL PERCENTAGE •

Shot 100% FG (Min. 7 att): Adam Wing (8-8) vs. Evansville (12/08/15)

### • 3-POINTERS MADE •

Made 7 3-pointers: 7 (7-15) Tyler Hall vs. Montana State (11/21/18)

Made 10 3-pointers: 10 (10-19) Lance Weems at Auburn (01/06/96)

### • 3-POINTERS ATTEMPTED •

Attempted 15 3-pointers: 15 (7-15) Tyler Hall vs. Montana State (11/21/18)

Attempted 20 3-pointers: 22 (5-22) Jeff Fryer vs. Loyola Marymount (03/16/89)

### • FREE THROWS MADE •

Made 10 Free Throws: 12 (12-15) Xavier Pinson (01/02/21)

Made 15 Free Throws: 15 (15-17) Keyontae Johnson at Florida (02/18/20)

### • FREE THROWS ATTEMPTED •

Attempted 15 Free Throws: 15 (12-15) Xavier Pinson (01/02/21)

Attempted 20 Free Throws: 24 (18-24) Frank Williams vs. Illinois (12/08/01)

### • FREE THROW PERCENTAGE •

Shot 100% FT (min 10 att): 14-14 Grant Williams at Tennessee (01/15/19)

### • REBOUNDS •

Grabbed 15-19 Rebounds: 18 Kevin Samuel vs TCU (01/25/20)

Grabbed 20 Rebounds: 20 Antonio McDyess vs. Alabama (03/11/95)

• Grabbed 10 Offensive Rebounds: 11 Tyler Davis at Texas A&M (01/30/18)

• Grabbed 10 Defensive Rebounds: 11 Kevin Samuel vs TCU (01/25/20)

### • ASSISTS •

Had 10 Assists: 11 Tremont Waters vs. LSU (01/12/19)

Had 13 Assists: 13 Chuck Evans at Mississippi State (01/27/93) (on record)

### • STEALS •

Had 5 Steals: 6 Alpha Diallo at Providence (03/19/19)

Had 8 Steals: 8 Terry Conerway vs. Texas State (12/21/02)

### • BLOCKED SHOTS •

Had 6-9 Blocks: 7 Stefan Moody at Ole Miss (02/13/16)

Had 10 Plus Blocks: 10 P.J. Roberson vs. Grambling State (11/26/11)



### • TURNOVERS •

Committed 5-9 Turnovers: 5 TJ Moss at South Carolina (03/02/21)  
Committed 10 Plus Turnovers: 12 Devin Gibson vs. UTSA (12/12/07)

## LAST TIME ARKANSAS HIGHS...

### • SCORING •

Scored 100-119 Points: 101 at South Carolina (103/02/21)  
Scored 120-Plus Points: 142 vs. Mississippi Valley State (11/25/20)  
Scored 50 Points in 1st Half: 61 vs. Miss Valley State (11/25/20)  
**Scored 50 Points in 2nd Half: 53 vs. UNI (11/17/21)**  
Scored 60 or More Points in a Half: 61 (1st) vs. Miss Valley State (11/25/20)  
Scored 70 or More Points in a Half: 71 (1st) vs. Alcorn (11/13/09)  
Scored 80 or More Points in a Half: 81 (2nd) vs. Miss Valley State (11/25/20)  
Most Points in a Half: 88 (2nd) vs. U.S. International (12/09/89)

### • FIELD GOALS MADE •

Made 40 Field Goals: 40 (40-76) vs. Central Arkansas (12/12/20)  
Made 50 Field Goals: 57 (57-99) vs. Troy (12/10/96)  
**RECORD: 68 (68-101) vs. U.S. International (12/09/89)**

### • FIELD GOALS ATTEMPTED •

Attempted 80 Field Goals: 86 (48-86) vs. Miss Valley State (11/25/20)  
Attempted 90 Field Goals: 99 (57-99) vs. Troy (12/10/96)  
Attempted 100 Field Goals: 101 (68-101) vs. US International (12/09/89)  
**RECORD: 101 (68-101) vs. U.S. International (12/09/89)**

### • FIELD GOAL PERCENTAGE •

Shot 60% FG: 60.9 (42-69) vs. FIU (12/01/18)  
Shot 70% or Better FG: 72.7 (32-44) vs. Alabama State (12/21/83)  
**RECORD: 79.4 (27-34) vs. Texas Tech (1979)**

### • 3-POINTERS MADE •

Made 15 3-pointers: 15 (15-33) at South Carolina (03/02/21)  
Made 20 3-pointers: 20 (20-40) vs. Miss Valley State (11/25/20)  
**RECORD: 21 (21-37) vs. Troy (12/10/96)**

### • 3-POINTERS ATTEMPTED •

Attempted 30 3-pointers: 33 (15-33) at South Carolina (02/03/21)  
Attempted 40 3-pointers: 40 (20-40) vs. Miss Valley State (11/25/20)  
**RECORD: 54 (19-54) vs. North Texas (12/30/98)**

### • 3-POINT PERCENTAGE •

Shot 50% 3PT FG (min. 15 att): 57.1 (12-21) vs. Georgia (01/09/21)  
Shot 60% or Better 3PT FG (min. 15 att): 61.1 (11-18) at Vanderbilt (03/06/19)  
**RECORD (min. 15 att): 66.7 (16-24) vs. Mississippi State (01/09/16)**

### • FREE THROWS MADE •

Made 20 Free Throws: 27 (27-43) vs. Alabama (02/24/21)  
Made 30 Free Throws: 36 (36-54) vs. LSU (03/04/20)  
Made 40 Free Throws: 41 (41-49) at Kentucky (01/25/92)  
**RECORD: 48 (48-53) vs. Ole Miss (01/17/04)**

### • FREE THROW ATTEMPTS •

Attempted 40 Free Throws: 43 (27-43) vs. Alabama (02/24/21)  
Attempted 50 Free Throws: 54 (36-54) vs. LSU (03/04/20)  
Attempted 60 Free Throws: 65 vs. TCU (1955)  
**RECORD: 65 vs. TCU (1955)**

### • FREE THROW PERCENTAGE •

Shot 80% FT (min. 10 att): 87.0 (20-23) at Missouri (02/13/21)  
Shot 90% or Better FT (min. 10 att): 92.3 (12-13) at South Carolina (03/02/21)  
**RECORD (min 10 att): 100 3x - Best 16-16 at Kentucky (02/27/14)**

### • REBOUNDS •

**Grabbed 40 Rebounds: 46 vs Cincinnati (11/23/21)**  
Grabbed 50 Rebounds: 54 vs Lipscomb (12/05/20)  
Grabbed 55-Plus Rebounds: 58 vs Oral Roberts (12/20/20)  
**RECORD: 77 vs. Jackson State (01/22/02)**

### • ASSISTS •

Had 25 Assists: 26 vs. Central Arkansas (12/12/20)  
Had 30 Assists: 32 vs. Jackson State (11/22/96)  
Had 40 Assists: 40 vs. Troy (12/10/96)  
**RECORD: 47 vs. U.S. International (12/09/89)**

### • STEALS •

Had 15 Steals: 15 at Georgia Tech (11/25/19)  
Had 20 Steals: 24 vs. Maryland-Eastern Shore (01/02/01)  
Had 25 Steals: 26 vs. Louisiana-Monroe (11/25/00)  
**RECORD: 26 vs. Louisiana-Monroe (11/25/00)**

### • BLOCKED SHOTS •

Had 10 Blocks: 11 vs. Alabama (02/24/21)  
Had 13 Blocks: 14 vs. Georgia (01/29/19)

Had 15 Blocks: 15 vs. South Alabama (12/30/91)  
**RECORD: 18 vs. Missouri (12/05/95)**

### • MOST TURNOVERS •

Had 25 Turnovers: 25 at South Carolina (02/21/09)  
Had 30 Turnovers: 32 vs. Providence (11/16/07)  
**RECORD: 32 vs. Providence (11/16/07)**

### • FOULS •

Committed 25 Fouls: 28 vs. Missouri (01/02/21)  
Committed 30 Fouls: 32 at Missouri (02/08/20)  
**RECORD: 38 vs. Missouri (12/04/61)**

## LAST TIME ARKANSAS LOWS...

### • SCORING •

Held to 40-45 Points: 43 at Florida (01/22/11)  
Held to 46-49 Points: 46 at Mississippi State (02/09/16)  
Held to 50-55 Points: 50 vs. Florida (03/14/19)  
Held to 56-59 Points: 59 at Alabama (01/16/21)  
Held to 19 Points or Less in a Half: 19 (1st half) at Alabama (01/16/21)

### • FIELD GOALS •

Held to Below 20 Field Goals Made: 15 (15-49) at Tennessee (02/11/20)

### • FIELD GOAL PERCENTAGE •

Held to 20-29% FG: 26.8 (19-71) vs. Missouri (01/02/21)  
Held to 30-35% FG: .333 (19-57) vs. Kentucky (01/18/20)

### • 3-POINTERS •

Did not Make a 3-pointer: 0 (0-2) at Texas (01/07/89)  
Held to 1-2 3-PT FG Made: 1 (1-9) vs. Oral Roberts (03/27/21)  
Attempted Single-Digit 3-pointers: 9 (6-9) vs. TCU (01/25/20)

### • 3-POINT PERCENTAGE •

Shot 10% or Worse 3PT FG: 10.0 (1-10) at Mississippi State (02/09/16)  
Shot 11-19% 3PT FG: 11.1 (1-9) vs. Oral Roberts (03/27/21)

### • FREE THROWS •

Made Single Digit Free Throws: 4 (4-7) at Oklahoma State (01/30/21)  
Attempted Single Digit Free Throws: 7 (4-7) at Oklahoma State (01/30/21)

### • FREE THROW PERCENTAGE •

Shot 40-49% FT: 47.1 (8-17) vs. Southern (12/09/20)  
Shot Below 40% FT: 26.7 (4-15) at Texas A&M (01/09/13)

### • REBOUNDING •

Had 19 or Fewer Rebounds: 19 at Missouri (03/05/13)  
Had 20-25 Rebounds: 25 at Texas A&M (03/07/20)

### • ASSISTS •

Held to 6 Assists or less: 6 at Tennessee (02/11/20)

### • STEALS •

Had 0 Steals: vs. Texas Tech (03/21/21) **(only time on record)**  
Had 1 Steal: 1 vs. Florida (03/09/18)  
Had 2-4 Steals: 2 at Tennessee (01/06/21)

### • BLOCKED SHOTS •

Had No Blocked Shots: 0 vs. Missouri (1/23/19)

### • FEWEST TURNOVERS •

Had 1-4 Turnovers: 4 vs. Georgia (01/29/19)  
Had 5-9 Turnovers: 6 at Kentucky (02/09/21)

### • FOULS •

**Had Single Digit Fouls: 6 vs Mercer (11/09/21)**

## ARKANSAS MISCELLANEOUS...

Played in an OT game:	02/13/21 at Missouri	W, 86-81 (OT)
Played in a 2OT game:	01/23/18 at Georgia	W, 80-77 (2 OT)
Played in a 3OT game:	02/09/80 vs. Houston	L, 90-84 (3 OT)

## LAST TIME AN OPPONENT HIGHS...

### • SCORING •

Scored 100 Points: 106 at Tennessee (01/15/19)  
Scored 110 Points: 117 at Ole Miss (12/10/73)  
Scored 50 Points in 1st Half: 55 at Tennessee (01/15/19)  
Scored 50 Points in 2nd Half: 56 vs LSU (03/04/20)  
Scored 60 or More Points in a Half: 60 (1st half) vs. Alabama (02/28/96)

### • FIELD GOALS MADE •

Made 30 Field Goals: 30 (30-62) vs Baylor (03/29/21)  
Made 40 Field Goals: 40 (40-68) by Texas (01/05/10)  
Made 45 Field Goals: 45 (45-80) vs. Pittsburgh (12/29/86)

### • FIELD GOALS ATTEMPTED •

Attempted 70 Field Goals: 72 (27-72) at South Carolina (03/02/20)  
Attempted 80 Field Goals: 83 (31-83) by FIU (12/01/018)

### • FIELD GOAL PERCENTAGE •

Shot 60% FG: 61.1 (15-23) vs. Auburn (02/17/16)  
Shot 65% FG: 67.7 (4-65) vs. North Carolina (03/23/08)  
Shot 69% FG: 69.8 (37-53) at Auburn (01/14/95)

### • 3-POINTERS MADE •

Made 15 3-pointers: 15 (15-36) at Alabama (01/16/21)  
**Made 17 3-pointers: 17 (17-37) vs UNI (11/17/21) - TIES RECORD BY OPP (3x)**

### • 3-POINTERS ATTEMPTED •

Attempted 25 3-pointers: 28 (9-28) vs LSU (02/27/21)  
**Attempted 30 3-pointers: 31 (13-31) vs Gardner-Webb (11/13/21)**  
**Attempted 35 3-pointers: 37 (17-7) vs UNI (11/17/21)**

### • 3-POINT PERCENTAGE •

Shot 50% 3PT FG (min 15 att): 53.8 (14-26) at Kentucky (02/09/21)  
Shot 60% or Better 3PT FG (min 15 att): 62.7 (10-15) at South Carolina (02/09/19)

### • FREE THROWS •

Made 20 Free Throws: 20 (20-26) at Tennessee (01/06/21)  
Made 30 Free Throws: 34 (34-44) at Missouri (02/08/19)  
Made 40 Free Throws: 40 (40-50) vs. UMass (11/25/94)

### • FREE THROW ATTEMPTS •

Attempted 35 Free Throws: 39 (26-39) vs Missouri (01/02/21)  
Attempted 40 Free Throws: 44 (34-44) at Missouri (02/08/18)  
Attempted 50 Free Throws: 50 (39-50) vs. South Carolina (03/11/04)

### • FREE THROW PERCENTAGE •

Shot 80% FT (min. 10 att): .840 (21-25) at Florida (02/18/20)  
Shot 90% or Better FT (min. 10 att): .962 (25-26) at Ole Miss (01/11/20)  
Shot 100% (min. 10 att): 1.000 (14-14) vs Florida (02/16/21)

### • REBOUNDING •

Grabbed 45 Rebounds: 48 at LSU (01/13/21)  
Grabbed 50 Rebounds: 51 vs Missouri (01/02/21)  
Grabbed 55-Plus Rebounds: 56 vs. Georgia (01/29/19)  
• Grabbed 20 Offensive Rebounds: 23 at LSU (01/08/20)

### • ASSISTS •

Had 25 Assists: 25 vs. Louisville (11/17/09)  
Had 30 Assists: 30 at UAB (01/27/90)

### • STEALS •

Had 15 Steals: 15 at LSU (02/24/10)  
Had 18 Steals: 18 vs. Alcorn State (12/02/95)

### • BLOCKED SHOTS •

Had 10 Blocks: 10 at Tennessee (01/22/14)  
Had 13 Blocks: 13 at Mississippi State (01/14/10)

### • MOST TURNOVERS •

Had 20 Turnovers: 22 vs Colgate (03/19/21)  
Had 25 Turnovers: 26 vs Mississippi State (02/02/21)  
Had 30 Turnovers: 30 vs. Louisiana-Monroe (12/31/04)

### • FOULS •

Committed 30-plus Fouls: 32 vs Alabama (02/24/21)  
**RECORD: 36 vs. Centenary (12/04/82)**

## LAST TIME AN OPPONENT LOWS

### • SCORING •

Held to 30-39 Points: 33 vs. Vanderbilt (01/12/13)  
Held to 40-45 Points: 45 vs Mississippi State (02/02/21)  
Held to 46-49 Points: 46 vs Montana (11/16/19)  
Held to 50-55 Points: 50 vs Lipscomb (12/05/20)  
Held to 56-59 Points: 55 vs Vanderbilt (01/15/20)  
Held to 19 Points or Less in a Half: 18 vs Montana (11/16/19)

### • FIELD GOAL PERCENTAGE •

Held to 21% or Worse FG: .2097 (13-62) vs. Jackson State (11/22/02)  
Held to 20-29% FG: .286 (18-63) vs Southern (12/09/19)  
Held to 30-35% FG: .306 (15-49) vs Mississippi State (02/02/21)

### • 3-POINTERS •

Did not Make a 3-pointer: 0 (0-10) by Mississippi State (02/07/15)  
Held to 1 3-PT FG Made: 1 (1-13) vs Southern (12/09/20)  
Held to 2-4 3-PT FG Made: 4 (4-17) vs Tennessee (02/26/20)  
Held to 5-7 3-PT FG Made: 5 (5-19) vs Mississippi State (02/02/21)

### • 3-POINT PERCENTAGE •

Shot 10% or Worse 3PT FG: 6.3 (1-16) vs Ole Miss (01/27/21)  
Shot 11-16% 3PT FG: 15.4 (2-13) vs North Texas (11/28/20)  
Shot 17-19% 3PT FG: 19.0 (4-21) vs Florida (02/16/21)

### • FREE THROWS •

Made 1-5 Free Throws: 3 (3-8) vs Alabama (02/24/21)  
Made 6-9 Free Throws: 8 (8-10) vs Texas A&M (03/06/21)

### • FREE THROW ATTEMPTS •

Attempted Single Digit Free Throws: 8 (3-8) vs Alabama (02/24/21)

### • FREE THROW PERCENTAGE •

Shot 40-49% FT: 37.5 (3-8) vs Alabama (02/24/21)  
Shot Below 40% FT: 38.1 (8-21) vs. Texas State (12/22/18)

### • REBOUNDING •

Had 19 or Fewer Rebounds: 19 vs. Missouri-Kansas City (12/02/06)  
**Had 20-25 Rebounds: 22 vs Mercer (11/09/21)**

### • ASSISTS •

Held 5 Assists or Fewer: 5 vs Southern (12/09/20)

### • STEALS •

Had No Steals: 0 vs Vanderbilt (01/15/20)  
**Had 1 Steal: 1 vs Cincinnati (11/23/21)**  
Had 2-4 Steals: 3 vs Texas Tech (03/21/21)

### • BLOCKED SHOTS •

Had No Blocked Shots: 0 (3x in 2020-21) vs Lipscomb / Southern / Georgia

### • FEWEST TURNOVERS •

Had 0-5 Turnovers: 5 at Tennessee (01/06/21)  
Had 6-9 Turnovers: 9 vs Texas Tech (03/21/21)

### • FOULS •

Had Single Digit Fouls: 8 at Michigan (12/08/12)  
**Committed 10-14 Fouls: 14 vs UNI (11/17/21)**

<b>GAME 1</b>			<b>64</b>	Mercer	36	25	64	<b>74</b>	
				<b>#15/16 ARKANSAS</b>	28	46	74		
	Nov. 9, 2021 • Fayetteville, Ark. • Bud Walton Arena								

#### Mercer 61 • 0-1

#	Player	Total		3-Ptr		Rebounds			PF	TP	A TO		Blk	Stl	Min
		FG-FGA	FT-FTA	FG-FGA	FT-FTA	Off	Def	Tot							
22	Felipe Haase	f 4-7	2-4	0-0	1 2 3	4	10	3	2	0	1	38			
23	James Glisson III	f 4-5	4-5	0-0	1 3 4	1	12	2	3	2	2	31			
02	Neftali Alvarez	g 4-13	0-6	0-3	0 3 3	4	8	6	3	0	1	32			
20	Jalen Johnson	g 3-8	3-6	0-0	0 2 2	2	9	3	4	0	2	24			
25	Shawn Walker Jr.	g 3-9	2-6	2-3	0 4 4	2	10	2	3	0	0	36			
01	Kamar Robertson	g 5-7	2-4	0-0	0 1 1	3	12	0	1	0	0	24			
03	Shannon Grant	g 0-1	0-0	0-0	0 0 0	0	0	0	1	0	0	3			
11	Jovan Tucker	g 0-1	0-0	0-0	1 1 2	0	0	1	0	0	1	12			
Team					1 2 3										
Totals		23-51	13-31	2-6	4 18 22	16	61	17	18	2	7	200			
FG % 1st Half: 13-27		48.1%	2nd half: 10-24	41.7%	Game: 23-51	45.1%	Deadball Rebounds								
3FG % 1st Half: 8-17		47.1%	2nd half: 5-14	35.7%	Game: 13-31	41.9%									
FT % 1st Half: 2-5		40.0%	2nd half: 0-1	0.0%	Game: 2-6	33.3%									

#### Arkansas 74 • 1-0

#	Player	Total		3-Ptr		Rebounds			PF	TP	A TO		Blk	Stl	Min
		FG-FGA	FT-FTA	FG-FGA	FT-FTA	Off	Def	Tot							
00	Stanley Umude	g 3-7	0-1	0-0	1 2 3	0	6	1	1	0	0	17			
01	JD Notae	g 11-26	5-14	3-4	0 2 2	1	30	2	2	0	7	39			
02	Khalen Robinson	g 0-2	0-2	0-0	0 2 2	1	0	0	0	0	0	9			
04	Davonte Davis	g 0-0	0-0	0-0	0 4 4	1	0	1	5	0	3	34			
05	Au'Diese Toney	g 7-9	0-1	4-6	5 6 11	0	18	2	1	0	1	37			
03	Trey Wade	g 0-0	0-0	0-0	0 0 0	0	0	0	0	0	0	7			
10	Jaylin Williams	g 1-4	0-2	2-4	3 5 8	2	4	5	4	2	1	30			
11	Chris Lykes	g 4-7	1-1	7-8	0 2 2	1	16	1	1	0	0	26			
20	Kamani Johnson	g 0-0	0-0	0-0	1 0 1	0	0	1	1	0	0	1			
Team					1 1 2										
Totals		26-55	6-21	16-22	11 24 35	6	74	13	15	2	12	200			
FG % 1st Half: 10-26		38.5%	2nd half: 16-29	55.2%	Game: 26-55	47.3%	Deadball Rebounds								
3FG % 1st Half: 3-12		25.0%	2nd half: 3-9	33.3%	Game: 6-21	28.6%									
FT % 1st Half: 5-9		55.6%	2nd half: 11-13	84.6%	Game: 16-22	72.7%									

Officials: Michael Swoboda, Todd Austin, Mike Nance

Technical fouls: Mercer-None. Arkansas-None.

Attendance: 19200

Score by periods	1st	2nd	Total
Mercer	36	25	61
Arkansas	28	46	74

Last FG - MERCER 2nd-00:11, ARK 2nd-01:43.

Largest lead - MERCER by 10 1st-02:57, ARK by 15 2nd-00:19.

MERCER led for 13:26, ARK led for 24:21. Game was tied for 02:13.

	In Paint	Off T/O	2nd Chance	Fast Break	Bench
Points MERCER	8	10	3	0	12
ARK	36	21	13	14	20

Score tied - 4 times.

Lead changed - 10 times.

<b>GAME 3</b>			<b>80</b>	Northern Iowa	38	42	80	<b>93</b>	
				<b>#15/16 ARKANSAS</b>	40	53	93		
Nov. 17, 2021 • Fayetteville, Ark. • Bud Walton Arena									

#### Northern Iowa 80 • 1-3

#	Player	Total		3-Ptr		Rebounds			PF	TP	A TO		Blk	Stl	Min
		FG-FGA	FT-FTA	FG-FGA	FT-FTA	Off	Def	Tot							
50	Austin Phylfe	f 0-3	0-1	0-0	0 3 3	0	0	2	2	1	0	18			
00	Nate Heise	g 5-8	2-4	4-6	0 6 6	1	16	3	0	1	1	33			
03	Tywhon Pickford	g 2-4	1-1	0-2	2 3 5	3	5	4	2	0	0	22			
04	AJ Green	g 6-21	4-13	0-0	0 4 4	1	16	1	2	0	0	37			
11	Trae Berhow	g 7-13	7-11	2-2	0 6 6	5	23	1	0	0	2	40			
01	Cole Henry	g 2-4	0-0	0-0	2 3 5	0	4	2	0	0	0	12			
13	Bowen Born	g 2-4	1-3	1-1	0 1 1	3	6	1	2	0	0	18			
22	Antwan Kimmons	g 1-4	0-0	0-0	0 0 0	1	2	0	1	0	0	10			
23	Derek Krogmann	g 0-0	0-0	0-0	0 0 0	0	0	0	0	0	0	0+			
32	Tytan Anderson	g 0-0	0-0	0-0	0 0 0	0	0	0	0	0	0	0+			
33	Drew Daniel	g 0-0	0-0	0-0	0 0 0	0	0	0	0	0	0	0+			
34	James Betz	g 0-1	0-1	0-0	0 0 0	0	0	0	0	0	0	0+			
35	Noah Carter	g 2-5	2-3	2-2	2 1 3	0	8	1	1	0	0	10			
Team					3 2 5										
Totals		27-67	17-37	9-13	9 29 38	14	80	17	12	2	3	200			
FG % 1st Half: 13-32		40.6%	2nd half: 14-35	40.0%	Game: 27-67	40.3%	Deadball Rebounds								
3FG % 1st Half: 9-17		52.9%	2nd half: 8-20	40.0%	Game: 17-37	45.9%									
FT % 1st Half: 3-6		50.0%	2nd half: 6-7	85.7%	Game: 9-13	69.2%									

#### Arkansas 93 • 3-0

#	Player	Total		3-Ptr		Rebounds			PF	TP	A TO		Blk	Stl	Min
		FG-FGA	FT-FTA	FG-FGA	FT-FTA	Off	Def	Tot							
10	Jaylin Williams	f 5-8	1-1	0-2	3 3 6	2	11	7	0	3	1	23			
23	Connor Vanover	f 1-4	0-2	0-0	0 1 1	0	2	0	0	1	0	5			
01	JD Notae	g 7-14	1-7	2-2	1 7 8	1	17	9	1	0	2	39			
04	Davonte Davis	g 4-8	2-4	0-0	1 3 4	3	10	1	0	0	1	23			
05	Au'Diese Toney	g 4-6	1-1	4-4	0 6 6	2	13	0	0	1	1	38			
00	Stanley Umude	g 4-10	1-2	1-2	1 8 9	2	10	1	1	1	1	29			
03	Trey Wade	g 2-3	0-0	0-0	0 0 0	4	4	1	1	0	0	12			
11	Chris Lykes	g 8-16	4-7	6-7	0 1 1	0	26	2	2	0	1	31			
Team					1 3 4										
Totals		35-69	10-24	13-17	7 32 39	14	93	21	5	6	7	200			
FG % 1st Half: 17-38		44.7%	2nd half: 18-31	58.1%	Game: 35-69	50.7%	Deadball Rebounds								
3FG % 1st Half: 6-16		37.5%	2nd half: 4-8	50.0%	Game: 10-24	41.7%									
FT % 1st Half: 0-3		0.0%	2nd half: 13-14	92.9%	Game: 13-17	76.5%									

Officials: Wil Howard, Rob Rorke, Terry Wymmer

Technical fouls: Northern Iowa-None. Arkansas-None.

Attendance: 19200

Score by periods	1st	2nd	Total
Northern Iowa	38	42	80
Arkansas	40	53	93

Last FG - UNI 2nd-03:13, ARK 2nd-01:27.

Largest lead - UNI by 6 1st-05:49, ARK by 13 2nd-00:18.

UNI led for 11:06, ARK led for 23:08. Game was tied for 05:43.

	In Paint	Off T/O	2nd Chance	Fast Break	Bench
Points UNI	16	8	16	12	20
ARK	42	22	11	20	40

Score tied - 10 times.

Lead changed - 18 times.

<b>GAME 2</b>			<b>69</b>	Gardner-Webb	26	43	69	<b>86</b>	
	#15/16 ARKANSAS			42	44	86			
	Nov. 13, 2021 • Fayetteville, Ark. • Bud Walton Arena								

#### Gardner-Webb 69 • 0-2

#	Player		Total		3-Ptr		Rebounds					PF	TP	A	TO	Blk	Stl	Min
			FG-FGA	FG-FGA	FT-FTA	Off	Def	Total										
14	Kareem Reid	F	7-10	0-0	2-3	0	5	5	2	16	1	2	1	0		24		
00	Lance Terry	B	6-11	4-9	0-0	0	1	1	2	16	2	0	0	0		27		
02	Jordan Sears		2-7	1-6	1-2	1	4	5	4	6	3	3	0	0		32		
04	D'Maurian Williams		2-9	2-5	0-0	0	3	3	1	6	1	5	0	0		33		
15	Zion Williams	B	0-3	0-1	0-0	1	2	3	3	0	2	2	0	1		18		
01	Julien Soumaoro		5-7	5-7	5-5	0	2	2	1	20	3	2	0	1		23		
11	Leon Williams		0-0	0-0	0-0	0	0	0	1	0	0	0	0	0		1		
23	Ademide Badmus		1-1	0-0	0-0	1	1	2	1	2	2	0	0	1		16		
23	Anthony Selden		1-5	1-3	0-1	0	4	4	3	3	3	1	1	1		26		
	Team					2	2	4										
Totals			24-53	13-31	8-11	5	24	29	18	69	17	15	2	4		200		
FG % 1st Half: 10-28			35.7%	2nd half: 14-25	56.0%	Game: 24-53		45.3%									Deadball	
3FG % 1st Half: 3-13			23.1%	2nd half: 10-18	55.6%	Game: 13-31		41.9%									Rebounds	
FT % 1st Half: 3-4			75.0%	2nd half: 5-7	71.4%	Game: 8-11		72.7%									0.1	

GAME 5

ESPN 2



67

Cincinnati

#12/13 ARKANSAS

30

37

67

73

26

47

73

Nov. 23, 2021 • Kansas City, Mo. • T-Mobile Center



Cincinnati 67 • 5-1

#	Player	Total		3-Ptr	Rebounds			PF	TP	A	TO	Blk	Stl	Min
		FG-FGA	FG-FGA	FT-FTA	Off	Def	Tot							
00	Abdul Ado	f 1-3	0-0	2-2	1	3	4	2	4	0	0	2	0	13
05	David DeJulius	g 8-16	2-8	6-6	0	0	0	2	24	1	3	0	1	31
15	John Newman III	g 2-7	2-4	1-3	0	5	5	3	7	1	0	0	0	30
23	Mika Adams-Woods	g 2-8	1-4	0-0	0	3	3	3	5	1	0	0	0	17
24	Jeremiah Davenport	g 0-4	0-2	0-0	0	1	1	3	0	0	2	0	0	22
03	Mike Saunders Jr.	3-7	1-2	2-2	0	1	1	3	9	5	4	0	0	28
25	Hayden Koval	2-5	2-4	0-0	0	2	2	3	6	0	0	1	0	13
30	Viktor Lakhin	2-3	0-0	0-0	0	4	4	4	4	0	5	2	0	15
32	Jarrett Hensley	1-1	0-0	0-0	1	1	2	0	2	0	0	0	0	4
33	Ody Oguama	2-4	0-0	0-0	4	6	10	4	4	0	0	0	0	17
45	Mason Madsen	1-1	0-0	0-0	0	0	0	1	2	0	0	0	0	10
Team					0	0	0							
Totals		24-59	8-24	11-13	6	26	32	28	67	8	14	5	1	200
FG % 1st Half:		11-32	34.4%	2nd half:	13-27	48.1%	Game:	24-59	40.7%	Deadball				
3FG % 1st Half:		4-14	28.6%	2nd half:	4-10	40.0%	Game:	8-24	33.3%	Rebounds				
FT % 1st Half:		4-4	100.0%	2nd half:	7-9	77.8%	Game:	11-13	84.6%	2.1				

Arkansas 73 • 5-0

#	Player	Total		3-Ptr	Rebounds			PF	TP	A	TO	Blk	Stl	Min
		FG-FGA	FG-FGA	FT-FTA	Off	Def	Tot							
10	Jaylin Williams	f 1-3	0-2	3-6	3	8	11	3	5	4	3	0	2	35
23	Connor Vanover	f 4-8	0-1	0-0	1	5	6	1	8	0	0	1	0	17
01	JD Notae	g 4-17	2-7	3-4	1	3	4	2	13	1	2	1	2	39
04	Davonte Davis	g 3-12	0-2	2-2	2	3	5	3	8	3	3	0	0	25
05	Au'Diese Toney	g 6-9	0-0	7-8	6	3	9	2	19	1	1	0	1	37
00	Stanley Umude	2-5	0-1	0-0	0	1	1	0	4	0	1	0	1	8
03	Trey Wade	0-0	0-0	1-2	1	2	3	0	1	0	0	0	0	4
11	Chris Lykes	3-12	1-4	8-10	1	0	1	3	15	3	0	0	0	31
20	Kamani Johnson	0-0	0-0	0-0	2	0	2	1	0	0	1	1	0	4
Team					1	3	4							
Totals		23-66	3-17	24-32	18	28	46	15	73	12	11	3	6	200
FG % 1st Half:		10-34	29.4%	2nd half:	13-32	40.6%	Game:	23-66	34.8%	Deadball				
3FG % 1st Half:		0-10	0.0%	2nd half:	3-7	42.9%	Game:	3-17	17.6%	Rebounds				
FT % 1st Half:		6-9	66.7%	2nd half:	18-23	78.3%	Game:	24-32	75.0%	6.1				

Officials: Sceltz, Pollard, Simmons  
Technical fouls: Cincinnati-None. Arkansas-None.  
Attendance: 7255

Score by periods	1st	2nd	Total
Cincinnati	30	37	67
Arkansas	26	47	73

	In	Off	2nd	Fast	Bench
Points	Paint	T/O	Chance	Break	
UC	28	13	4	6	27
ARK	28	16	14	8	20

Last FG - UC 2nd-03:08, ARK 2nd-02:51.  
Largest lead - UC by 4 1st-01:20, ARK by 6 1st-14:43.  
UC led for 16:41, ARK led for 18:28. Game was tied for 04:51.

Score tied - 11 times.  
Lead changed - 14 times.



# RAZORBACK SPEED CHART



## STANLEY UMUIDE

**0** F • Gr. Sr. • 6-6 • 210  
San Antonio, Texas || South Dakota

**Uh-Moo-Dey** • Member of the Southeastern Conference Men's and Women's Basketball Leadership Council ... Graduated from South Dakota (Spring '21) - General Studies ... 3x, All-Summit League (1st tm in 2019 & '21 • 2nd in 2020) ... For his career, scored in double figures 71x, led his team in Pts 40x, led his team in Reb 36x.

Year	GP	GS	Min	Avg	FG	FGA	Pct	3FG	3FGA	Pct	FT	FTA	Pct	Off	Def	Tot	Avg	PF	FO	Ast	TO	Blk	Stl	Pts	Avg
2021-22	5	1	102	20.4	18	38	.474	2	7	.286	1	2	.500	4	17	21	4.2	7	0	5	7	2	4	39	7.8
CAREER	106	76	2730	25.8	561	1194	.470	103	302	.341	334	447	.747	72	498	570	5.4	228	3	188	191	93	59	1559	14.7

## CAREER HIGHS

PTS: 41 vs South Dakota State (12/12/20)  
REB: 14 (2x) last vs. Mount Marty (12/06/19)  
AST: 7 vs. North Dakota State (02/19/20)  
STL: 3 (5x) last vs North Dakota (02/13/21)  
BLK: 4 (2x) last vs Denver (02/20/19)



## JD NOTAE

**1** G • Sr. • 6-2 • 190  
Covington, Ga. || Jacksonville

**No-Tay** 2021-22 preseason SEC 1st tm (coaches)/received votes for preseason SEC POY (media) ... 2021 National (Bleacher Report) / SEC (Coaches) 6th Man of the Year ... Led team in scoring 7x ... Scored 1,000th career pt vs UCA (game-high 22 pts w/ 6 assists, 3 steals) ... 5 career Double-Doubles including a Triple-Double

Year	GP	GS	Min	Avg	FG	FGA	Pct	3FG	3FGA	Pct	FT	FTA	Pct	Off	Def	Tot	Avg	PF	FO	Ast	TO	Blk	Stl	Pts	Avg
2021-22	5	5	181	36.2	33	87	.379	14	45	.311	9	12	.750	2	17	19	3.8	9	0	17	10	1	16	89	17.8
CAREER	97	57	2711	27.9	500	1233	.406	181	527	.343	247	337	.733	75	372	447	4.6	192	8	241	254	40	163	1428	14.7

## CAREER HIGHS

PTS: 40 vs Florida Memorial (11/21/18)  
REB: 14 Stetson (01/30/19)  
AST: 10 at Kennesaw State (01/09/19)  
STL: 7 Mercer (11/09/21)  
BLK: 3 (4x) last at Oral Roberts (12/20/20)



## KHALEN "KK" ROBINSON

**2** G • So. • 6-0 • 180  
Little Rock, Ark.

• Had surgery on his right foot on Jan. 10 and missed the rest of the 2020-21 season.  
• Rated the 36th-best incoming freshman in the nation and the 7th-best combo guard by 247Sports.com  
• 2020 MaxPreps Virginia All-State first team

Year	GP	GS	Min	Avg	FG	FGA	Pct	3FG	3FGA	Pct	FT	FTA	Pct	Off	Def	Tot	Avg	PF	FO	Ast	TO	Blk	Stl	Pts	Avg
2021-22	3	1	21	7.0	1	5	.200	1	4	.250	0	0	.000	0	2	2	0.7	4	0	3	1	0	1	3	1.0
CAREER	14	1	113	8.1	10	26	.385	6	16	.375	6	8	.750	0	12	12	0.9	20	1	14	7	1	4	32	2.3

## CAREER HIGHS

PTS: 15 vs Mississippi Valley State (11/25/20)  
REB: 2 vs Mississippi Valley State (11/25/20)  
AST: 4 vs Lipscomb (12/05/20)  
STL: 1 vs Mississippi Valley State (11/25/20)  
BLK: -



## TREY WADE

**3** F • Gr. Sr. • 6-6 • 220  
Marietta, Ga. || Wichita State

Graduated from Wichita State (Spring '21) - General Studies (sociology) ... Was a two-year starter at Wichita State after playing a season-each at UTEP and South Plains (Texas) Junior College ... Last season, helped Wichita State win American Athletic Conference title and earn an at-large bid to the NCAA tournament

Year	GP	GS	Min	Avg	FG	FGA	Pct	3FG	3FGA	Pct	FT	FTA	Pct	Off	Def	Tot	Avg	PF	FO	Ast	TO	Blk	Stl	Pts	Avg
2021-22	5	0	45	9.0	4	9	.444	1	3	.333	1	2	.500	2	4	6	1.2	5	0	4	1	1	0	10	2.0
CAREER	83	54	1792	21.6	223	508	.439	60	184	.326	60	115	.522	135	267	402	4.8	128	1	88	67	52	42	566	6.8

## CAREER HIGHS

PTS: 23 at Tulane (03/03/21)  
REB: 15 vs Oklahoma (12/14/19)  
AST: 5 (2x) last vs UCF (01/30/21)  
STL: 3 (3x) last vs Cincinnati (03/13/21)  
BLK: 4 FIU (01/13/18)



## DAVONTE "DEVO" DAVIS

**4** G • Fr. • 6-4 • 180  
Jacksonville, Ark.

2021-22 Preseason All-SEC 2nd tm (coaches and media) ... 1 of 20 national "Break-out Players" by Jon Rothstein ... In the 2021 postseason, averaged 12.3 pts and was 2nd on the team in both reb avg (6.7) & assists (17) ... Per 40 minute basis for season, averaged 14.2 pts & 7.5 rebs.

Year	GP	GS	Min	Avg	FG	FGA	Pct	3FG	3FGA	Pct	FT	FTA	Pct	Off	Def	Tot	Avg	PF	FO	Ast	TO	Blk	Stl	Pts	Avg
2021-22	5	5	136	27.2	13	35	.371	4	11	.364	2	4	.500	4	16	20	4.0	12	0	12	12	0	7	32	6.4
CAREER	35	22	852	24.3	122	264	.462	6	24	.250	36	49	.735	40	114	154	4.4	82	0	76	60	5	42	286	8.2

## CAREER HIGHS

PTS: 20 vs Georgia (01/09/21)  
REB: 8 (4x) last vs Oral Roberts (03/27/21)  
AST: 6 (3x) last vs G-Webb (11/13/21)  
STL: 4 vs LSU (03/13/21)  
BLK: 1 (3x) at Missouri (02/13/21)



## AU'DIESE TONEY

**5** G • Sr. • 6-6 • 205  
Huntsville, Ala. || Pittsburgh, Pa.

**Awe-Deece** Named MVP of the 2021 Hall of Fame Classic (16.0 ppg / 9.0 rpg) ... Played three seasons with at Pitt ... Career: 763 points (9.78 avg.) & averaged 5.42 rebounds (423 total) ... Added 88 assists and 80 steals with three career double-doubles.

Year	GP	GS	Min	Avg	FG	FGA	Pct	3FG	3FGA	Pct	FT	FTA	Pct	Off	Def	Tot	Avg	PF	FO	Ast	TO	Blk	Stl	Pts	Avg
2021-22	5	5	153	30.6	22	36	.611	1	2	.500	21	27	.778	19	21	40	8.0	10	0	4	3	1	4	66	13.2
CAREER	84	74	2455	29.2	286	656	.436	58	191	.304	199	296	.672	181	282	463	5.5	165	3	92	110	10	84	829	9.9

## CAREER HIGHS

PTS: 27 vs Duke (01/28/20)  
REB: 14 at Syracuse (01/06/21)  
AST: 6 vs Drexel (11/28/20)  
STL: 4 (4x) last vs Wake Forest (03/10/20)  
BLK: 2 vs Saint Louis (11/21/18)



## JAYLIN WILLIAMS

**10** F • So. • 6-7 • 240  
Fort Smith, Ark.

On two Jon Rothstein lists: 1 of 20 Under-The Radar Break-Out Players AND 1 of 20 Glue Guys ... Took a team-best 16 charges ... Had 10 rebounds 4x (MVSU, at LSU, vs FLA & vs TX Tech) ... Only Hog have 10+ boards off the bench 3x ... In NCAA, had career-high 4 assist vs TX Tech & was 4-of-5 FG vs Baylor

Year	GP	GS	Min	Avg	FG	FGA	Pct	3FG	3FGA	Pct	FT	FTA	Pct	Off	Def	Tot	Avg	PF	FO	Ast	TO	Blk	Stl	Pts	Avg
2021-22	5	4	144	28.8	9	20	.450	2	7	.286	9	18	.500	10	31	41	8.2	11	0	22	9	6	5	29	5.8
CAREER	31	9	544	17.5	42	89	.472	9	30	.300	32	49	.653	39	123	162	5.2	61	1	43	33	24	17	125	4.0

## CAREER HIGHS

PTS: 13 vs Alabama (02/24/21)  
REB: 11 vs Cincinnati (11/23/21)  
AST: 7 vs UNI (11/17/21)  
STL: 2 (2x) last vs Mississippi St. (02/02/21)  
BLK: 2 (3x) last at LSU (01/13/21)



## CHRIS LYKES

**11** G • Gr. Sr. • 5-7 • 160  
Mitchellville, Md. || Miami (Fla.)

**"LIKES"** 2022 Jersey Mike's Naismith Trophy Watch List ... #20 returning player in college basketball (Andy Katz) ... #51 on CBSSports top 100 & 1 returning players for '21-22 ... 1 of 30 Impact Transfers (Jon Rothstein) ... 2021 Hall of Fame Classic All-Tourney ... Twice led the Miami & ranked among the ACC top 10 in scoring.

Year	GP	GS	Min	Avg	FG	FGA	Pct	3FG	3FGA	Pct	FT	FTA	Pct	Off	Def	Tot	Avg	PF	FO	Ast	TO	Blk	Stl	Pts	Avg
2021-22	5	0	132	26.4	19	47	.404	7	17	.412	31	37	.838	1	6	7	1.4	7	0	8	5	0	1	76	15.2
CAREER	97	68	2741	28.3	438	1063	.412	172	493	.349	284	362	.785	28	167	195	2.0	221	1	259	213	10	101	1332	13.7

## CAREER HIGHS

PTS: 28 (2x) last at Illinois (12/02/19)  
REB: 6 vs Loyola-Chicago (03/15/18)  
AST: 9 at Virginia Tech (03/08/19)  
STL: 5 vs Temple (12/19/17)  
BLK: 2 vs Florida State (01/18/20)



## CHANCE MOORE

**13** G • Fr. • 6-5 • 195  
Brookhaven, Ga.

A four-star recruit ... Rated 84th nationally by ESPN and 93rd by 247Sports Composite ... Ranked as the #16 small forward in the nation by ESPN and #21 shooting guard by 247Sports Composite ... Was #4 overall prospect in Georgia by ESPN and #6 by 247Sports Composite.

Year	GP	GS	Min	Avg	FG	FGA	Pct	3FG	3FGA	Pct	FT	FTA	Pct	Off	Def	Tot	Avg	PF	FO	Ast	TO	Blk	Stl	Pts	Avg
2021-22	1	0	2	2.0	0	0	.000	0	0	.000	0	0	.000	0	0	0	0.0	2	0	0	0	0	0	0	0.0

## CAREER HIGHS

PTS: --  
REB: --  
AST: --  
STL: --  
BLK: --



## JAXSON ROBINSON

**14** G • So. • 6-6 • 185  
Ada, Okla. || Texas A&M

Played in 14 of Texas A&M's 18 games, making four starts (vs Auburn, at South Carolina, vs LSU and at Kansas State) ... A four-star prospect by 247Sports, ESPN and Rivals ... Ranked 62nd nationally and 16th at his position by 247Sports ... Previously a top 50 recruit of 2021 class but reclassified to the 2020 signing class

Year	GP	GS	Min	Avg	FG	FGA	Pct	3FG	3FGA	Pct	FT	FTA	Pct	Off	Def	Tot	Avg	PF	FO	Ast	TO	Blk	Stl	Pts	Avg
2021-22	1	0	11	11.0	2	7	.286	2	7	.286	0	0	.000	1	0	1	1.0	1	0	0	0	1	0	6	6.0
TOTAL	15	4	148	9.9	13	38	.342	10	35	.286	0	1	.000	5	11	16	1.1	11	0	4	5	2	3	36	2.4

## CAREER HIGHS

PTS: 6 (3x) last at Ole Miss (01/23/21)  
REB: 7 at LSU (12/29/20)  
AST: 1 (4x) last vs LSU (01/26/21)  
STL: 1 (3x) last at Ole Miss (01/23/21)  
BLK: 1 vs New Orleans (11/29/20)



## KAMANI JOHNSON

**23** F • R-Jr. • 6-7 • 235  
Brooklyn, N.Y. || L

Sat-out last season at Arkansas ... A third team 2020 All-Sun Belt in 2019 ... Led the Sun Belt and ranked 26th nationally in free throw attempts in 2019-20 and ranked 49th in the NCAA in free throws made (144) ... Career: scored 479 points, grabbed 337 rebounds and dished out 105 assists.

Year	GP	GS	Min	Avg	FG	FGA	Pct	3FG	3FGA	Pct	FT	FTA	Pct	Off	Def	Tot	Avg	PF	FO	Ast	TO	Blk	Stl	Pts	Avg
2021-22	3	0	13	4.3	1	11	.091	0	0	.000	3	5	.600	5	4	9	3.0	1	0	1	4	1	0	5	1.7
CAREER	61	43	1392	22.8	152	288	.528	0	2	.000	180	268	.672	150	196	346	5.7	185	10	106	112	29	37	484	7.9

## CAREER HIGHS

PTS: 32 at Arkansas State (02/22/20)  
REB: 16 at Arkansas State (02/22/20)  
AST: 6 vs Appalachian State (02/01/20)  
STL: 3 vs Arkansas State (02/02/19)  
BLK: 2 (5x) last vs UT Arlington (02/15/20)



## CONNOR VANOVER

**23** F • Jr. • 7-3 • 215  
Little Rock, Ark. || California

Was 1 of 3 in the NCAA in 2020-21 to post 50 BLKS and 20 3's made ... At least seven rebounds in 9x this year and at least 3 BLKS 8x ... 5th SEC in BLKS (1.76) ... Game-high 23 pts (4-of-5 3PT FG) w/ 8 reb & 3 BLK vs MVSU ... Career-high 16 boards and 6 blocks vs N. TX ... Had 10 rebs vs UCA ... Had 17 pts in win at Auburn

Year	GP	GS	Min	Avg	FG	FGA	Pct	3FG	3FGA	Pct	FT	FTA	Pct	Off	Def	Tot	Avg	PF	FO	Ast	TO	Blk	Stl	Pts	Avg
2021-22	4	4	60	15.0	15	31	.484	1	8	.125	12	13	.923	7	12	19	4.8	3	0	2	0	6	0	43	10.8
CAREER	61	46	1034	17.0	168	363	.463	52	158	.329	48	58	.828	55	178	233	3.8	78	2	21	39	92	20	436	7.1