

ARKANSAS RAZORBACKS

MBB SID: Mike Cawood
EMAIL: tmcaawood@uark.edu
CELL: 479-236-2090

GAME 7: CENTRAL ARKANSAS BEARS AT ARKANSAS RAZORBACKS
DEC. 1, 2021 • WEDNESDAY • 7:00 PM • FAYETTEVILLE, ARK. • BUD WALTON ARENA (19,200)/NOLAN RICHARDSON COURT

2021-22 SCHEDULE / RESULTS					
Date	Day	ARK RANK AP/COACH	OPPONENT Rank AP/Coach	Television	Time (CT)/ Result
Nov. 9	Tues	#16/15	MERCER	SECN+	W 74 61
Fayetteville, Ark.			Bud Walton Arena • Nolan Richardson Court		
Nov. 13	Sat	#16/15	GARDNER-WEBB	SECN+	W 86 69
Fayetteville, Ark.			Bud Walton Arena • Nolan Richardson Court		
Nov. 17	Wed	#16/15	NORTHERN IOWA	SECN+	W 93 80
Fayetteville, Ark.			Bud Walton Arena • Nolan Richardson Court		
Nov. 22	Mon	#13/12	vs. Kansas State +	ESPNEWS	W 72 64
Kansas City, Mo.			T-Mobile Center		
Nov. 23	Tues	#13/12	vs. Cincinnati +	ESPN2	W 73 67
Kansas City, Mo.			T-Mobile Center		
Nov. 28	Sun	#13/12	Penn	SEC Network	W 76 60
Fayetteville, Ark.			Bud Walton Arena • Nolan Richardson Court		
Dec. 1	Wed	#10/9	CENTRAL ARKANSAS	SECN+	7:00 pm
Fayetteville, Ark.			Bud Walton Arena • Nolan Richardson Court		
Dec. 4	Sat		LITTLE ROCK	SEC Network	3:00 pm
Fayetteville, Ark.			Bud Walton Arena • Nolan Richardson Court		
Dec. 7	Tues		CHARLOTTE	SEC Network	8:00 pm
Fayetteville, Ark.			Bud Walton Arena • Nolan Richardson Court		
Dec. 11	Sat		vs. Oklahoma	ESPN2	12:30 pm
Tulsa, Okla.			BOJ Center		
Dec. 18	Sat		vs. HOFSTRA	--	7:00 pm
North Little Rock, Ark.			Simmons Bank Arena		
Dec. 21	Tues		ELON	SEC Network	6:00 pm
Fayetteville, Ark.			Bud Walton Arena • Nolan Richardson Court		
Dec. 29	Wed		at Mississippi State *	SEC Network	8:00 pm
Starkville, Miss.			Humphrey Coliseum		
Jan. 4	Tues		VANDERBILT *	SEC Network	7:30 pm
Fayetteville, Ark.			Bud Walton Arena • Nolan Richardson Court		
Jan. 8	Sat		at Texas A&M *	SEC Network	Noon
Bryan-College Station, Texas			Reed Arena		
Jan. 12	Wed		MISSOURI *	SEC Network	8:00 pm
Fayetteville, Ark.			Bud Walton Arena • Nolan Richardson Court		
Jan. 15	Sat		at LSU *	ESPN	1:00 pm
Baton Rouge, La.			Pete Maravich Assembly Center		
Jan. 18	Tues		SOUTH CAROLINA *	SEC Network	6:00 pm
Fayetteville, Ark.			Bud Walton Arena • Nolan Richardson Court		
Jan. 22	Sat		TEXAS A&M *	SEC Network	7:30 pm
Fayetteville, Ark.			Bud Walton Arena • Nolan Richardson Court		
Jan. 26	Wed		at Ole Miss *	SEC Network	6:00 pm
Oxford, Miss.			Sandy and John Black Pavilion at Ole Miss		
Jan. 29	Sat		WEST VIRGINIA %	ESPN/2	1:00 pm
Fayetteville, Ark.			Bud Walton Arena • Nolan Richardson Court		
Feb. 2	Wed		at Georgia *	ESPN2/U	6:00 pm
Athens, Ga.			Stegeman Coliseum		
Feb. 5	Sat		MISSISSIPPI STATE *	SEC Network	7:30 pm
Fayetteville, Ark.			Bud Walton Arena • Nolan Richardson Court		
Feb. 8	Tues		AUBURN *	ESPN/2	6:00 pm
Fayetteville, Ark.			Bud Walton Arena • Nolan Richardson Court		
Feb. 12	Sat		at Alabama *	ESPN/2	11:00 am
Tuscaloosa, Ala.			Coleman Coliseum		
Feb. 15	Tues		at Missouri *	SEC Network	8:00 pm
Columbia, Mo.			Mizzou Arena		
Feb. 19	Sat		TENNESSEE *	ESPN/2	TBA
Fayetteville, Ark.			Bud Walton Arena • Nolan Richardson Court		
Feb. 22	Tues		at Florida *	ESPN/2	6:00 pm
Gainesville, Fla.			Exactech Arena at Stephen C. O'Connell Center		
Feb. 26	Sat		KENTUCKY *	CBS	1:00 pm
Fayetteville, Ark.			Bud Walton Arena • Nolan Richardson Court		
Mar. 2	Wed		LSU *	ESPN2/U	8:00 pm
Fayetteville, Ark.			Bud Walton Arena • Nolan Richardson Court		
Mar. 5	Sat		at Tennessee *	ESPN/2	TBA
Knoxville, Tenn.			Thompson-Boling Arena		
Mar. 9-13	Wed-Sun		SEC Tournament ^		
Jamp, Fla.			Amalie Arena		
Mar. 17-20	Thurs-Sun		NCAA 1st and 2nd Rounds \$		
Portland • Buffalo • Indianapolis • Fort Worth • Milwaukee • Greenville (S.C.) • Pittsburgh • San Diego					
Mar. 24-27	Thurs-Sun		NCAA Regional Rounds \$		
San Francisco • San Antonio • Philadelphia • Chicago					
Apr. 2-4	Sat-Mon		NCAA Final Four \$		
New Orleans, La. (Mercedes-Benz Superdome)					

* - Southeastern Conference game + - Hall of Fame Classic
% - SEC/Big 12 Challenge ^ - SEC Tournament
\$ = NCAA Championship

@RazorbackMBB
@EricP Musselman

@RazorbackMBB
@ericpmusselman

/RazorbackMBB

www.ArkansasRazorbacks.com

#9/10 ARKANSAS RAZORBACKS

Eric Musselman (San Diego '87)
at UA: 51-19 (3rd)

Collegiate: 161-53 (6th)

CENTRAL ARKANSAS BEARS

Anthony Boone (Ole Miss '98)
at UCA: 15-39 (3rd)

Career: Same

- GAME COVERAGE -

TELEVISION: ESPNEWS
Brett Dolan (PxP) || Manuele Watkins (Analyst)

RADIO: LEARFIELD RAZORBACK SPORTS NETWORK
Chuck Barrett (PxP) || Matt Zimmerman (Analyst)

SATELLITE RADIO:
Sirius: 132 || XM: 191 || Online Channel: 962

ONLINE:
LIVE STATS: www.Arkansas.StatBroadcast.com
STREAMING VIDEO: <http://www.espn.com/watch/player?id=207cea6b-6d16-4ee3-acc8-1a718c11a955>

Versus UCA

- Arkansas and UCA met last season, but it was the first time since the 1946-47 season the two schools met in men's basketball.
- The Razorbacks are 7-0 all-time versus the Bears, including a 4-0 record in games played in Fayetteville.
- The series dates back to Arkansas' first season of basketball. The teams met on back-to-back days during the 1923-24 season (Jan. 11 and 12) in Fayetteville with the Razorbacks winning 62-27 and 34-14, respectively.

THE LAST TIME THEY MET • DEC 12, 2020 • ARK: 100 - UCA: 75

- Jalen Tate and JD Notae each scored their 1,000th career points to lead Arkansas to a 100-75 victory over Central Arkansas at Bud Walton Arena.
- Tate also tallied his third career double-double, getting 17 points and a career-high 11 assists. Notae finished with a game-high 22 points - 17 coming in the second half - with six assists.
- UCA led for the first 11:20 of the game, but Tate hit a 3-pointer and gave Arkansas its first lead (26-25) with 7:43 left in the first half. While the Bears tied the game at 28-28, Moses Moody hit a layup with 6:33 left and the Razorbacks held the lead the rest of the way.
- However, UCA only trailed by nine (69-60 with 8:29 left) before a 16-2 run put the Hogs up 23 with 5:09 remaining.
- UCA was paced by Deandre Jones and Rylan Bergerson, each scoring 13. Jared Chatman registered a double-double with 10 points and 10 rebounds.

Razorbacks Return to Top 10

- Thanks to a 6-0 start and a championship at the Hall of Fame Classic last week, Arkansas returned to top 10 in both the USA Today/Ferris Mowers Coaches poll (#9) and the Associated Press poll (#10).
- The Razorbacks were ranked among the top 10 in both polls at the conclusion of the 2020-21 season before being ranked among the nation's top 16 in the previous polls this season.
- The last time Arkansas hosted a game as the #10 team in the nation by Associated Press was Feb. 18, 1995, versus Ole Miss. The last time Arkansas hosted a game while in the AP top 10 was Mar. 3, 1995 vs Auburn (as #7).

Hogs Are Undeclared

- Arkansas is 1 of just 20 teams in the NCAA that is undefeated and is 1 of 3 SEC teams that are undefeated.

Better at Defending the 3-Ball

- After 1st 3 games, Arkansas ranked 341st in the NCAA in 3-pt FG% defense (.434) as teams were 43-of-99.
- The last 3 games, Arkansas dropped 80 spots "all the way" to 261st in the NCAA to now defending 3-point line at .355 rate for the season. The highlight was holding Kansas State (then #10 in the NCAA in 3PT%) to just 3-of-22 (13.6%).

SERIES INFO:

OVERALL ARK Leads..... 7-0
Home:..... ARK Leads..... 4-0
Away:..... ARK Leads..... 3-0
Neutral:..... -

SERIES HISTORY:

01/11/24	W	62-27	H
01/12/24	W	34-14	H
12/19/33	W	54-30	A
12/23/35	W	42-38	A
12/24/35	W	66-27	A
01/31/47	W	59-39	A
12/12/20	W	100-75	H

NCAA STAT COMPARISON

79.0	66th	Scoring Off.	61.0	331st
66.8	139th	Scoring Def.	82.6	339th
+12.2	74th	Scoring Margin	-21.6	345th
.446	168th	FG%	.392	318th
.408	124th	FG% Def.	.466	312th
.297	284th	3PT%	.255	343rd
6.3	257th	3PT Made/Gm	5.6	313th
.355	261th	3PT% Def.	.341	219th
.721	123rd	FT%	.716	139th
+9.0	34th	Reb. Margin	-7.7	332nd
15.8	53rd	Assists/Gm	12.1	249th
1.42	37th	A/T0 Ratio	0.73	315th
+3.7	66th	T0 Margin	-4.6	323rd
3.7	129th	Blocks/Gm	3.7	122nd
7.7	125th	Steals/Gm	6.4	204th
14.3	49th	Fouls/Gm	18.0	244th

JAYLIN WILLIAMS

"Players at **ALL** levels should watch extensive tape on Jaylin Williams: Makes as many **NON SCORING** big plays as anyone in college basketball."

-Jon Rothstein

- Leads team in Charges Taken (9)
- Leads team in Rebounds (8.3)
- Leads team in Assists (4.7)

BEST PASSING BIG MEN (6-9+, Avg. 4.0+)

Player, School	HT/Pos	Avg. (Tot/Gms)
Jaylin Williams, ARK	6-10 / F	4.7 (28/6)
Kevin Marfo, Quinnipiac	6-9 / F	4.5 (27/6)
Drew Peterson, So. Cal	6-9 / G	4.2 (25/6)
Grant Golden, Richmond	6-10 / F	4.0 (28/7)
Neal Quinn, Lafayette	7-0 / F	4.0 (20/5)

THE RAZORBACKS

No.	Name	Pos.	Yr.	Ht.	Wt.	Hometown	High School / Previous School	Span	Reach	Vertical	Vertical	
0	Stanley Umude	Uh-Moo-day	G	Gr.Sr.	6-6	210	San Antonio, Texas	Warren HS / South Dakota	6' 10"	8' 6"	35"	42"
1	JD Notae	No-Tay	G	* Sr.	6-2	190	Covington, Ga.	Newton HS / Jacksonville	6' 6.5"	8' 0"	33"	42"
2	Khalen "KK" Robinson	Kay-lin	G	* So.	6-0	180	Little Rock, Ark.	Oak Hill (Va.) Academy	6' 7"	8' 0"	31"	37"
3	Trey Wade		F	Gr.Sr.	6-6	225	Marietta, Ga.	South Cobb HS / Wichita State	6' 11"	8' 7"	31.5"	38"
4	Davonte "Devo" Davis		G	* So.	6-4	185	Jacksonville, Ark.	Jacksonville HS	6' 7"	8' 3"	30	35"
5	Au'Diese Toney	Awe-Deece	G	* Sr.	6-6	205	Huntsville, Ala.	Trinity Christian (N.C.) Academy / Pittsburgh	6' 8"	8' 5"	34.5"	40.5"
10	Jaylin Williams		F	* So.	6-10	240	Fort Smith, Ark.	Fort Smith Northside HS	7' 1.5"	9' 0"	26"	35"
11	Chris Lykes	"Likes"	G	Gr.Sr.	5-7	160	Mitchellville, Md.	Gonzaga College (D.C.) HS / Miami	5' 11"	7' 1"	34"	45"
13	Chance Moore		G	Fr.	6-5	190	Brookhaven, Ga.	McEachern HS	6' 9"	8' 8.5"	29"	37"
14	Jaxson Robinson		G	* So.	6-6	190	Ada, Okla.	Ada HS / Texas A&M	7' 0"	8' 7"	30"	33.5"
20	Kamani Johnson	Kuh-ma-Nee	F	R-Jr.	6-7	230	Brooklyn, N.Y.	Holy Spirit (Ga.) Prep School / Little Rock	6' 10"	8' 9"	29"	35"
21	Cade Arbogast	(ineligible / transfer)	G	So.	6-3	170	Concord, Calif.	De La Salle HS / Lane (Ore.) CC	6' 3"	8' 0"	26"	31"
23	Connor Vanover		F	* Jr.	7-3	225	Little Rock, Ark.	Findlay (Nev.) Prep / California	7' 5.5"	9' 10"	21"	24.5"
45	Lawson Blake		F	Fr.	6-10	225	Fayetteville, Ark.	Fayetteville HS / Link Year Prep (Mo.)	6' 6"	8' 7"	31.5"	38"

*** - WILL BE GRANTED AN EXTRA YEAR OF ELIGIBILITY DUE TO COVID 19 in 2020-21**

Head Coach: Eric Musselman (San Diego, 1987)

Assistant Coach: Clay Moser (Wisconsin-La Crosse, 1987)

Assistant Coach: Gus Argenal (UC Davis, 2004) • pronounced *Are-GIN-nall*

Assistant Coach: Keith Smart (Indiana, 1995)

Director of Operations: Anthony Ruta (Arizona State, 2012) • pronounced *ROO-tah*

Director of Recruiting/Asst. Dir. of Operations: Michael Musselman (San Diego, 2018)

Head Athletic Trainer: Matt Townsend (Idaho, 2017)

Graduate Assistants: Caleb Cline (South Dakota, 2020) • Raheem Martin (Greensboro College, 2016) • Jake Alburtus (Western Michigan, 2020) • Markus Black (Florida A&M, 2010) • Sam Little (Texas, 2020) • Ty McHone (Charlotte, 2019) • Trey Smith (Findlay, 2020) • Camden Taylor (North Carolina A&T, 2019)

Director of Scouting and Analytics: Hays Myers (LSU, 2016)

Director of Player Development: Mike Ekanem (Texas Lutheran, 2005) • pronounced *EE-con-EM*

Director of Internal Operations: Riley Hall (Arkansas, 2016)

Recruiting Coordinator: Ronnie Brewer Jr. (Arkansas, 2015)

Asst. Director for Basketball Operations: Jon Blake (Arkansas, 2015)

Head Strength Coach: Dave Richardson (Louisiana-Monroe, 1989)



0 • Stanley UMUDE

South Dakota '21 • General Studies
2nd Undergrad: Arts & Sciences



1 • JD NOTAE

Recreation and Sport Management



2 • Khalin "KK" ROBINSON

Recreation and Sport Management



3 • Trey WADE

Wichita State '21 • General Studies
Master's in Adult & Lifelong Learning



4 • Davonte "Devo" DAVIS

Recreation and Sport Management



5 • Au'Diese TONEY

Communications



10 • Jaylin WILLIAMS

Recreation and Sport Management



11 • Chris LYKES

Miami '21 • Sport Admin/Marketing
2nd Undergrad: Arts & Sciences



13 • Chance MOORE

Recreation and Sport Management



14 • Jaxson ROBINSON

Arts and Sciences



20 • Kamani JOHNSON

Communications



21 • Cade ARBOGAST

Communications



23 • Connor VANOVER

Communications



45 • Lawson BLAKE

Exercise Science



Eric MUSSELMAN
Head Coach



Clay MOSER
Assistant Coach



Gus ARGENAL
Assistant Coach



Keith SMART
Assistant Coach



Anthony RUTA
Director of Basketball Operations



Hays MYERS

Director of Scouting & Analytics



Michael MUSSELMAN

Dir. of Recruiting/Asst. Dir. Ops



Riley HALL

Director of Internal Operations



Mike EKANEM

Dir. of Player Development



Ronnie BREWER Jr.

Recruiting Coordinator



Jon BLAKE

Ast. Dir. of Administration

ABOUT ARKANSAS

Location.....Fayetteville, Ark.
Enrollment.....27,559
Founded.....1871
Colors.....Cardinal (PMS 201) and White
Nickname.....Razorbacks
Conference.....Southeastern (SEC)
System President.....Dr. Donald R. Bobbitt (Arkansas, 1980)
Interim Chancellor ...Dr. Charles F. Robinson (Houston, 1987)
Vice Chancellor / AD.....Hunter Yurachek (Guilford, 1990)
Faculty Representative.....Gerald Jordan (Arkansas, 1970)
Deputy AD/MBB Admin....Clayton Hamilton (Arkansas, 1994)
Arena (Capacity).....Bud Walton Arena (19,200)

HISTORY

First Year of Basketball.....1923-24
Seasons.....99th
Head Coaches.....13
Overall Conference Championships.....24 (2 SEC, 22 SWC)
NCAA Tournament Record / App.....45-33 (.577) / 34
NIT Record / App.....6-5 / 4
SEC Tournament Record.....29-28

^ The last three games, opponents are just 18-73 (.247) from 3-point range.

GAMES 1-3	3PT (Pct.)	GAMES 4-6	3PT (Pct.)
Mercer	13-31 (.419)	Kansas State	3-22 (.136)
Gardner-Webb	13-31 (.419)	Cincinnati	8-24 (.333)
Northern Iowa	17-37 (.459)	Penn	7-27 (.259)
TOTALS	432-99 (.434)	TOTALS	18-73 (.247)

Arkansas Has "Spurtability"

- Arkansas head coach Eric Musselman says his team has spurtability.
- Versus **Mercer**, Arkansas was down one (54-53) with 9:41 to play before going on an **18-3 over an eight-minute span** to claim a 74-61 victory. The Razorbacks forced seven turnovers during the span and held Mercer to 1-of-7 shooting.
- The **Gardner-Webb** game was tied, 15-15, with seven minutes to play in the first half. GWU went on a 6-0 run before the Hogs answered with a **14-0 run**. Ultimately, Arkansas would **out-score the Runnin' Bulldogs 29-5 over a 6:41 span**, putting the Razorbacks up 18 (44-26) at the 19:44 mark of the second half.
- Against **Northern Iowa**, Arkansas was down three (75-72) with 4:25 left to play. Chris Lykes hit a 3-pointer to tie the game and ignited a **21-5 run over the final 4:10** to give Arkansas the 13-point win. Specifically, Arkansas was down one (79-78 with 3:13 left) before going on a **13-0 run** for a 90-78 cushion with 50 seconds left.

HOWEVER...

- Arkansas did not have a double-digit run in its last three games, producing a best run of 8-0 in the Hall of Fame Classic games and a 9-0 run versus Penn.
- K-STATE**: Arkansas' 8-0 run versus K-State came early in the first half with the game tied 2-2. **HOWEVER**, including that **8-0 run and 7-0 run**, Arkansas pushed its lead to 17 (28-11) **thanks to an overall 26-9 run over 10:29**.
- CINCY**: Arkansas also only had an 8-0 run. **HOWEVER**, Down two (45-43 with 11:38 left), Arkansas used its **8-0 run to lead 51-45** with 10:15 left. Later, down four with 6:47 left, Arkansas had a **9-2 run to lead by 3** (63-60) with 3:53 left. Last, **down one (67-66 with 2:31 left)**, Arkansas scored the final 7 points of the game for a **the 73-67 win**.
- PENN**: Arkansas and Penn each had runs of 9-0. **HOWEVER**, As part of that 9-0 run, Arkansas **turned a six-point lead into a 22-point lead thanks to a 22-6 run over 7:14**, spanning 3:04 in the first half to 15:50 of the second. **Also, during that 22-6 run, Arkansas held Penn without a field goal (one free throw) for 4:32 while having a 14-1 spurt**. And, when Penn got to within 10 (66-56) with 4:1 left, JD Notae went on a personal 8-0 run to put the Hogs up 18 (74-56) with 27 seconds left.

Notae Can Score

- Over the last three games, JD Notae is just 4-of-23 from 3-point range.
- However, **he leads the SEC in scoring (37th NCAA) at 19.5 ppg** despite being the team's leading scorer just twice in the first six games. He is the only Razorback to score in double digits all six games.

BIG GAMES

- Scored 30 in the season opener versus Mercer**. Added a career-high seven steals.
 - It was his third career 30+ point game and his best effort as a Razorback.
 - He was the sixth Razorback to score at least 30 in a season opener.
 - It marked the 134th time in Arkansas history a player has scored at least 30 points and Notae was the 50th Razorback to accomplish the feat.
- Scored a game-high 28 in the win over Penn**. Added nine rebounds and five assists.
 - Was 13-of-24 from the field
 - When Penn got to within 10 with 4:11 left, Notae went on a personal 8-0 run to put Arkansas up 18 with 27 seconds left.
- Versus Northern Iowa, JD Notae just missed his second career triple-double** with 17 points, 9 assists and 8 rebounds. Oh, by the way, he only committed one turnover in 38:52 minutes played.
 - Notae is the first Razorback to get at least 17 points, 8 rebounds and 9 assists in a game since Courtney Fortson's triple-double (20-10-11) against North Carolina Central on 12/10/2008. (HogStats)

Noting Notae Isn't Just a Scorer

- Notae has the ultimate green light on offense thanks to the credit and trust he has built doing other things well. For instance:
 - NOTAE RANKS 5TH IN THE NCAA (2ND IN THE SEC) IN STEALS (3.0)**,
 - He had seven steals versus Mercer, which ranks 8th on the Arkansas single-game list.
 - Has at least two steals in the other five games.
 - NOTAE LEADS THE SEC (30TH NCAA) IN MINUTES PER GAME (36:40)**
 - Has only committed 13 turnovers despite the ball being in his hands a lot.
 - He ranks second on the team and 11th in the SEC in assists (3.7 avg / 22 total).
 - Had nine assists vs Northern Iowa, including seven in the second half when he played primarily point guard.
 - NOTAE RANKS 3RD ON THE TEAM IN REBOUNDING (4.7 AVG.)**
 - Last four games, averaging 6.3 boards: **8 vs UNI • 4 vs K-State • 4 vs Cincy • 9 vs Penn**.
 - AND FOR GOOD MEASURE, NOTAE GETS IT DONE DEFENSIVELY**.
 - Coach Musselman says he is our best off-ball defender and joins Davonte Davis as our best on-ball defenders.

Williams is Willing Passer ... Hits the Boards ... And Takes Charge

PASSING

- Jaylin Williams has been Arkansas' top passer through six games, posting career-highs in each of the first three games with five assists versus Mercer, five assists versus Garner-Webb and **seven assists versus Northern Iowa**. He also led the team with four assists in the win over Cincinnati and had a game-high six vs Penn.
- WILLIAMS IS 1 OF 5 PLAYERS 6-9 OR TALLER IN THE NCAA TO AVERAGE AT LEAST 4.0 ASSISTS PER GAME AND HE LEADS ALL BIG MEN WITH HIS AVERAGE OF 4.7 PER GAME**
 - Williams ranks 7th in the SEC in assists per game (4.7).
 - Williams ranks 8th in the SEC in assist-to-turnover ratio (2.15)
- Williams was a good passer last year, especially late in the year, but his comparison tells is all.

2020-21	21 assists	24 turnovers	26 games
2021-22	28 assists	13 turnovers	6 games

REBOUNDING

- Jaylin Williams has had at least six rebounds in all six games.

PRESEASON PRAISE

Davonte Davis

- Preseason 2nd Tm All-SEC (Media)
- Preseason 2nd Tm All-SEC (Coaches)
- 1 of 20 Break-Out Players (Jon Rothstein - College Hoops Today)

CHRIS LYKES

- 2022 Jersey Mike's Naismith Trophy Watch List
- #20 ranked returning player in college basketball (Andy Katz - March Madness)
- #51 on CBSSports.com Top 100 and 1 Best College Basketball Players entering 2021-22
- 1 of 30 Impact Transfers (Jon Rothstein - College Hoops Today)

JD Notae

- Preseason 1st Tm All-SEC (Coaches)

Jaylin Williams

- 1 of 20 Under-The Radar Break-Out Player (Jon Rothstein - College Hoops Today)
- 1 of 20 Glue Guys (Jon Rothstein - College Hoops Today)

Razorback Transfers Bring Lots of Scoring

Arkansas has five transfers that are immediately eligible this year, one that had to sit-out last season and two that played last year, but had to sit out the 2019-20 season. Here is the breakdown

- 5 immediately eligible transfers 4,125 pts**
 - Stanley Umude 1,520 at South Dakota
 - Chris Lykes 1,256 at Miami
 - Au'Diese Toney 763 at Pitt
 - Trey Wade 556 at UTEP/Wichita St.
 - Jaxson Robinson 30 at Texas A&M
- 1 sit-out transfer 479 pts**
 - Kamani Johnson 479 at Little Rock
- 2 previous sit-outs 1,138 pts**
 - JD Notae 929 at Jacksonville
 - Connor Vanover 209 at Cal

Transfers Eligible for 2021-22 (D-I pts only)

School	No.	Points
Arkansas	6	4,604
Florida	4	3,882
SMU	4	3,733
Penn State	4	3,577
Kentucky	4	3,538
Georgia	5	3,354

Total Transfers on Roster (pts at previous D-I only)

School	No.	Points
Arkansas	8	5,742
Florida	6	4,615
Kentucky	5	4,175
Penn State	5	4,728

2020-21 MISCELLANEOUS STATS

DOUBLE-FIGURE SCORING GAMES

Player	17-18	18-19	19-20	20-21	21-22	Career
Davis	NA	NA	NA	14	2	16
Johnson	NA	5	15	RS	-	20
Lykes	16	27	21	2*	4	70
Moore	NA	NA	NA	NA	-	-
Notae	23	24	RS	21	6	74
J. Robinson	NA	NA	NA	0	-	0
K. Robinson	NA	NA	NA	1	-	1
Toney	NA	9	14	12	5	40
Umude	0	19	28	24	3	74
Vanover	NA	9	RS	7	2	18
Wade	9	JC	9	3	-	21
Williams	NA	NA	NA	1	1	2

20+ POINT SCORING GAMES

Player	17-18	18-19	19-20	20-21	21-22	Career
Davis	NA	NA	NA	1	-	1
Johnson	NA	0	3	RS	-	3
Lykes	0	10	6	1*	1	18
Notae	7	8	RS	5	2	22
Toney	NA	1	2	3	-	6
Umude	0	8	9	14	-	31
Vanover	NA	1	RS	1	-	2
Wade	1	JC	1	1	-	3

30+/40+ POINT SCORING GAMES

Player	17-18	18-19	19-20	20-21	21-22	Career
Johnson	NA	0/0	2/0	RS	-/-	2 / 0
Notae	1/0	1/1	RS	0/0	1/0	3 / 1
Umude	0/0	1/0	0/0	5/1	-/-	6 / 1

3+ THREE-POINTERS IN A GAME

Player	17-18	18-19	19-20	20-21	21-22	Career
Lykes	5	10	6	1*	1	23
Notae	7	11	RS	7	2	27
Robinson	NA	NA	NA	1	-	1
Toney	NA	0	1	1	-	2
Umude	0	1	2	5	-	8
Vanover	NA	1	RS	1	-	2
Wade	1	JC	2	1	-	4

5+ THREE-POINTERS IN A GAME

Player	17-18	18-19	19-20	20-21	21-22	Career
Lykes	0	2	2	0*	-	4
Notae	2	4	RS	0	1	7
Umude	0	0	0	2	-	2
Vanover	NA	1	RS	0	-	1

DOUBLE FIGURE REBOUNDING GAMES

Player	17-18	18-19	19-20	20-21	21-22	Career
Johnson	NA	1	6	RS	-	7
Notae	2	3	RS	0	-	5
Toney	NA	1	1	2	1	5
Umude	0	4	5	5	-	14
Vanover	NA	0	RS	2	-	2
Wade	1	JC	3	1	-	5
Williams	NA	NA	NA	4	1	5

DOUBLE FIGURE ASSISTS GAMES

Player	17-18	18-19	19-20	20-21	21-22	Career
Notae	0	1	RS	0	-	1

DOUBLE-DOUBLES

Player	17-18	18-19	19-20	20-21	21-22	Career
Johnson	NA	0	4	RS	-	4
Notae	2	3	RS	0	-	5
Toney	NA	0	1	2	1	4
Umude	0	3	5	5	-	13
Wade	1	JC	2	0	-	3

TRIPLE-DOUBLES

Player	17-18	18-19	19-20	20-21	21-22	Career
Notae	0	1	RS	0	-	1

5+ ASSIST GAMES

Player	17-18	18-19	19-20	20-21	21-22	Career
Davis	NA	NA	NA	2	2	4
Johnson	NA	0	3	RS	-	3
Lykes	6	6	3	2*	-	17
Notae	2	9	RS	3	3	17
Toney	NA	0	0	2	-	2
Umude	0	1	3	7	-	11
Wade	0	JC	0	2	-	2
Williams	NA	NA	NA	0	4	4

3+ STEALS IN A GAME

Player	17-18	18-19	19-20	20-21	21-22	Career
Davis	NA	NA	NA	2	1	3
Johnson	NA	1	0	RS	-	1
Lykes	1	4	2	1*	-	8
Notae	11	8	RS	6	2	27
Toney	NA	1	4	1	-	6
Umude	0	2	1	2	-	5
Vanover	NA	0	RS	1	-	1
Wade	1	JC	1	1	-	3

3+ BLOCKS IN A GAME

Player	17-18	18-19	19-20	20-21	21-22	Career
Notae	1	2	RS	1	-	4
Umude	0	5	6	1	-	12
Vanover	NA	5	RS	8	1	14
Wade	2	JC	1	0	-	3
Williams	NA	NA	NA	1	1	2

^ Ranks 3rd in the SEC in overall rebounds (8.3)

^ Ranks 3rd in the SEC in defensive rebounds (6.5)

^ Tallied a **career-high 11 rebounds versus Cincinnati**

^ Recorded nine versus Penn and tallied eight each versus Mercer, Gardner-Webb and Kansas State.

TAKING CHARGES

• Jaylin Williams led the team by taking 16 charges last season and leads the team by taking 9 charges this season.

^ Williams took an impressive four charges versus Cincinnati, including one with nine seconds left to help seal the win.

^ Williams took three charges in the win versus Gardner-Webb.

Au'Some

• Au'Diese Toney has been awesome, especially with his offensive rebounding prowess and ability to get to the free throw line.

• Those traits, and being the team's best cutter to the basket, has landed Toney second among the team's scoring leaders at 13.0 ppg.

^ Ranks 2nd in the SEC (22nd NCAA) in offensive rebounds (3.50)

^ Ranks 6th in the SEC in total rebounds (7.3)

^ Ranks 4th in the SEC in free throws made (22), 6th in free throws attempts (28) and 11th in free throw percentage (.786).

• Toney was named **Hall of Fame Classic MVP** as he led the team in both scoring (16.0 avg) and rebounding (9.0 avg).

^ Scored 13 vs K-State and 19 vs Cincinnati while grabbing nine rebounds in each game.

^ Was a combined 12-of-15 at the free

Second Half Surge

• Eric Musselman must give some great halftime speeches as the Razorbacks out-score their opponents by 5.8 points in the second half in his two-plus years at Arkansas.

• Notably this year, Arkansas scored 53 second-half points to defeat UNI and 47 second-half points versus Cincinnati.

^ The only game Arkansas has been out-scored in the second half this season is Kansas State (40-30).

^ Under Musselman, Arkansas has scored at least 50 pts in a half 12 times and done so in the second half 9 times.

^ 2019-20 ARK 2nd HALF: 1,304 pts OPP 2nd Half: 1,173 pts DIFF: ARK +131 or 4.1 avg. (32 gms)

^ 2020-21 ARK 2nd HALF: 1,388 pts OPP 2nd Half: 1,150 pts DIFF: ARK +238 or 7.4 avg (32 gms)

^ 2021-22 ARK 2nd HALF: 259 pts OPP 2nd Half: 221 pts DIFF: ARK +38 or 6.3 avg (6 gms)

TOTALS ARK 2nd HALF: 2,951 pts OPP 2nd Half: 2,544 pts DIFF: ARK +407 or 5.8 avg (70 gms)

• By comparison in the first half under Musselman: ARK (2,444 pts) and OPP (2,246 pts) for a difference of ARK +198 (2.8 avg.)

• According to HogStats, Musselman's 5.8 second-half differential is the best second-half scoring margin among the last eight Razorback head coaches.

+5.8 PPG in the second half Eric Musselman 2019-pres.

+4.7 PPG in the second half Nolan Richardson 1985-02

+3.6 PPG in the second half Eddie Sutton 1975-85

+2.7 PPG in the second half Mike Anderson 2011-19

+2.2 PPG in the second half Stan Heath 2002-07

+0.8 PPG in the second half John Pelphrey 2007-11

+0.8 PPG in the second half Lanny Van Eman 1970-74

-1.6 PPG in the second half Duddy Waller 1966-70

Freebies

• Eric Musselman's collegiate teams do a great job getting to the free throw line. In fact, his teams have either ranked 1st or 2nd in the leagues and among the NCAA top 25 in each of his first six years.

^ This year, Arkansas ranked 3rd in the SEC in both free throws made and 2nd in attempts.

• Below are Musselman's teams' ranking in the **NCAA (first)** and in their respective leagues (**second**) in the categories:

	2015-16	2016-17	2017-18	2018-19	2019-20	2020-21	2021-22
FT Attempts	2 / 1	13 / 1	16 / 2	16 / 1	8 / 2	4 / 1	71 / 2
FT Made	1 / 1	24 / 2	9 /	17 / 1	3 / 1	2 / 1	67 / 3

• 2016-17 Jordan Caroline ranked 10th in the NCAA in FT attempts (251) and Marcus Marshall was 33rd in FT made (164)

* 2017-18 Jordan Caroline ranked 8th in the NCAA in FT attempts (251) and 26th in FT made (178)

• 2019-20 Mason Jones led the NCAA in free throws made (233) and attempted (282)

• 2020-21 Moses Moody ranked 2nd in the NCAA in free throws made (151) and attempted (186)

• **2021-22 Chris Lykes ranks 38th in the NCAA (1st in the SEC) in free throws made (31)**

^ Lykes padded his numbers at the Hall of Fame Classic by making 18-of-20

^ Lykes made 10-of-10 FT vs Kansas State ... all inside the final 1:46

^ Lykes made 8-of-10 FT vs Cincinnati including 4-f-4 inside the final 21 seconds

Connor Vanover ranks 2nd in the SEC (28th NCAA) in free throw percentage (.933)

Lykes Comes Up Big

• Chris Lykes is on the **Jersey Mike's Naismith Trophy Watch List** and, right now, **perhaps the leader for the nation's Sixth Man of the Year.**

• He led the team in scoring in back-to-back games with 26 points versus Northern Iowa and 14 versus Kansas State.

^ The 26-point performance versus UNI was two points off his career high and his 17th career 20-point game.

^ Also, his 26 points was just the 11th time since Arkansas joined the SEC (1991-92) that a Razorback scored 26+ points off the bench. Other players were JD Notae, Daryl Macon, BJ Young (2x), Jason Henry, Pat Beverley, Jannero Pargo (2x), Al Dillard and Corliss Williamson. (HogStats)

^ Versus K-State, Lykes scored a game-high 14 pts (as did Vanover) and was 10-of-10 from the free throw line inside the final 1:46 to seal the win.

^ Versus Cincinnati, Lykes was 8-of-10 from the free throw line, including 4-of-4 inside the final 21 seconds to seal the win.

• **He leads the SEC free throws made (31) and is 3rd in attempts (37).**

Vanover Is Big Too

- Connor Vanover helped Arkansas take an 18-point, halftime lead versus Kansas State as he scored 10 of his game-high 14 points in the first period. (Lykes also scored 14 in the game)
- ^ Vanover, like Lykes, did most of his damage at the free throw line going 8-of-8 in the first half and finishing with a career-high 8-of-9 at the stripe.
- ^ Coach Musselman also praised Vanover's contributions after the win over Cincinnati (8 pts, 6 rebs, 1 block in 17 minutes).
- Vanover led the team by scoring 19 points versus Gardner-Webb while collecting seven rebounds, blocking three shots and getting two assists in just 17 minutes played.
- **Vanover is 14-of-15 from the free throw line this season and is 34-of-36 (.944) at the stripe for his Razorback career.**
- ^ **Vanover ranks 2nd in the SEC (28th NCAA) in free throw percentage at .933.**

Muss Has Most Wins Among SEC Since Arrival

- Since Eric Musselman's arrival, Arkansas leads the SEC in overall wins (48) and overall home wins (33).

^ **Win totals are thru Monday - Nov. 29**

OVERALL		SEC ONLY		HOME ALL		HOME SEC	
ARK	51	BAMA	24	ARK	34	LSU	15
BAMA	48	UK	23	LSU	31	BAMA	14
LSU	47	LSU	22	MS ST	27	ARK	13
AUB	43	ARK	20	TENN	27	FLA	12
MS ST	43	FLA	20	UK	27	UK	12
UK	40	AUB	19	AUB	26	AUB	12
TENN	39	MS ST	19	BAMA	26		
		TENN	19	UGA	26		

3-Ball Streak Continues

- On Feb. 9, 2019, Mason Jones made a 3-pointer at 18:43 of the first half at South Carolina to mark the 1,000th-straight game Arkansas made at least one triple.
- Arkansas ranks third on the NCAA active list of teams that have made at least one 3-pointer.
 1. UNLV 1,136 consecutive games (thru 11/27; next 12/1)
 2. Duke 1,121 consecutive games (thru 11/26; next 11/30)
 3. **ARKANSAS 1,081 CONSECUTIVE GAMES**
 4. Western Kentucky 1,075 consecutive games (thru 11/27; next 11/30)
- UNLV and Princeton (966 straight games - thru 11/28) have made a 3-pointer in every game since the NCAA adopted the rule in 1986-87. Kentucky and Vanderbilt are the only other teams that made a 3-pointer in over 1,000 straight games.
- **The last game Arkansas did not make a 3-pointer was when the Razorbacks went 0-for-2 at Texas on Jan. 07, 1989.**

Mutt and Jeff

- Arkansas features one of the tallest players in Division I - Connor Vanover at 7-3 -and one of the shortest - Chris Lykes at 5-7.

TALLEST PLAYERS IN D-I

Jamarion Sharp	Western Kentucky	7-5
Zach Edey	Purdue	7-4
Matt van Komen	Saint Mary's 7-4	
Riley Sorn	Washington	7-4
Connor Vanover	Arkansas	7-3
Jordan Wilmore	Missouri	7-3
Jasper Reinalda	Montana State	7-3

SHORTEST PLAYERS IN D-I

Brian White	Northwestern State	5-6
Chris Lykes	Arkansas	5-7
Damien Daniels	Abilene Christian	5-7
Xavier Bishop	Montana State	5-8
Tevin Brewer	FIU	5-8
Duke Deen	Troy	5-8



1K Club; Other Milestones

- Arkansas has three players that have eclipsed 1,000 points in their careers, including:
 - Stanley Umude 1,578 (1,520 at South Dakota; 58 at ARK)
 - JD Notae 1,456 (929 at Jacksonville; 527 at ARK)
 - Chris Lykes 1,332 (1,256 at Miami; 76 at ARK)

PLAYER	CAREER PTS	PROJECTED GMS TO REACH 1K
- Au'Diese Toney	829	17.3 games at 9.9 ppg

- Trey Wade with three rebounds versus Cincinnati surpassed 400 career rebounds, now with 403.

PROJECTIONS FOR OTHER MILESTONES

- Stanley Umude has already eclipsed the 500-rebound barrier, now with 577, and is projected to get his 600th in 4.3 games.
- JD Notae has 456 career rebounds; projection for 500th rebound is 9.4 games away.
- Au'Diese Toney has 463 career rebounds; projection for 500th rebound 6.7 games away.
- Chris Lykes has 260 career assists; projection for 300th assist 14.7 games into the season.

2021-22 MISCELLANEOUS STATS

RECORD BREAKDOWN

At Home	4-0
On The Road	0-0
Neutral	2-0
White "Razorback" Uniforms	1-0
White '94 Throwback "Razorback" Uniforms	3-0
White "Hog" Uniforms	1-0
Cardinal Uniforms	1-0
Anthracite Uniforms	0-0

GENERAL

When ARK controls tip	2021-22: 6-0	Muss Era: 34-7
When OPP controls tip	2021-22: 0-0	Muss Era: 17-12
When ARK scores first	2021-22: 6-0	Muss Era: 31-8
When OPP scores first	2021-22: 0-0	Muss Era: 20-11

LEADS AND DEFICITS

Leading at the half	2021-22: 4-0	Muss Era: 38-2
2021-22: home: 3-0 road: 0-0 neutral 1-0		
Trailing at the half	2021-22: 2-0	Muss Era: 13-17
2021-22: home: 1-0 road: 0-0 neutral: 1-0		
Tied at the half	2021-22: 0-0	Muss Era: 0-0
2021-22: home: 0-0 road: 0-0 neutral 0-0		
With 5:00 left	Leading: 5-0 Trailing: 0-0 Tied: 1-0	
• Muss Era	Leading: 45-3 Trailing: 4-15 Tied: 2-1	
With 2:00 left	Leading: 5-0 Trailing: 1-0 Tied: 0-0	
• Muss Era	Leading: 48-4 Trailing: 3-13 Tied: 0-2	

Games decided by 1-to-5 points	0-0
Games decided by 6-to-10 points	2-0
Overtime games	0-0

OFFENSE

Scoring less than 70 points	2021-22: 0-0	Muss Era: 9-6
Scoring 70-79 points	2021-22: 4-0	Muss Era: 18-12
Scoring 80-89 points	2021-22: 1-0	Muss Era: 14-1
Scoring 90-99 points	2021-22: 1-0	Muss Era: 7-0
Scoring 100+ points	2021-22: 0-0	Muss Era: 3-0
1-2 Hogs in Double Figures	2021-22: 0-0	Muss Era: 2-5
3 Hogs in Double Figures	2021-22: 4-0	Muss Era: 21-10
4 Hogs in Double Figures	2021-22: 0-0	Muss Era: 17-2
5-7 Hogs in Double Figures	2021-22: 2-0	Muss Era: 19-2
8+ Hogs in Double Figures	2021-22: 0-0	Muss Era: 1-0
At least 1 Hog Scores 20+	2021-22: 3-0	Muss Era: 22-6
2+ Hogs Score 20+	2021-22: 0-0	Muss Era: 14-6
FG% (Muss Era)	at least 50%: 1-0 (12-1) < 50%: 5-0 (39-18)	
3FG% (Muss Era)	at least 33%: 2-0 (28-6) < 33%: 4-0 (23-13)	

REBOUNDING/TURNOVERS

Out-rebounding opponent	2021-22: 5-0	Muss Era: 26-3
Out-rebounded by opp.	2021-22: 0-0	Muss Era: 21-16
Rebounds are even	2021-22: 1-0	Muss Era: 3-1
Grabbing 10+ off reb	2021-22: 5-0	Muss Era: 25-10
Forcing 15+ turnovers	2021-22: 3-0	Muss Era: 28-11
Committing less than 15 TO	2021-22: 3-0	Muss Era: 37-10

BY MONTH

In November	6-0
In December	0-0
In January	0-0
In February	0-0
In March	0-0

LED HIS TEAM IN SCORING (INCLUDES TIES)

Player	17-18	18-19	19-20	20-21	21-22	Career
Davis	NA	NA	NA	3	-	3
Johnson	NA	0	5	RS	-	5
Lykes	3	13	11	1	2	30
Notae	15	16	RS	7	2	40
Toney	NA	0	3	1	1	5
Umude	0	13	13	14	-	40
Vanover	NA	1	RS	2	2	5
Wade	5	JC	3	1	-	9

LED HIS TEAM IN REBOUNDING (INCLUDES TIES)

Player	17-18	18-19	19-20	20-21	21-22	Career
Davis	NA	NA	NA	2	-	2
Johnson	NA	2	8	RS	-	10
Lykes (assists)	6	12	10	1	-	28
Notae	3	13	RS	0	1	18
Toney	NA	12	5	2	2	21
Umude	0	8	13	12	1	34
Vanover	NA	3	RS	5	-	8
Wade	5	JC	7	5	-	17
Williams	NA	NA	NA	7	3	10

ARKANSAS IN 2020-21 RANKINGS

Thru Nov. 29, 2021



TEAM IN THE NCAA/SEC	NCAA	SEC	NO.
3-pt Field Goal Attempts (350 ranked)	230	10	128
Assist Turnover Ratio (350 ranked)	37	4	1.42
Assists Per Game (350 ranked)	53	4	15.8
Blocked Shots Per Game (350 ranked)	129	10	3.7
Defensive Rebounds per Game (350 ranked)	48	4	28.67
Fewest Fouls (350 ranked)	61	5	86
Fewest Turnovers (350 ranked)	63	4	67
Field-Goal Percentage (350 ranked)	168	7	44.6
Field-Goal Percentage Defense (350 ranked)	124	10	40.8
Free Throw Attempts (350 ranked)	71	2	136
Free Throws Made (350 ranked)	67	3	98
Free-Throw Percentage (350 ranked)	123	6	72.1
Offensive Rebounds Per Game (350 ranked)	88	8	12
Personal Fouls Per Game (350 ranked)	49	3	14.3
Rebound Margin (350 ranked)	34	4	9
Scoring Defense (350 ranked)	139	9	66.8
Scoring Margin (350 ranked)	74	8	12.2
Scoring Offense (350 ranked)	66	6	79
Steals Per Game (350 ranked)	125	8	7.7
Three Pt FG Defense (350 ranked)	261	12	35.5
Three-Point Field Goals Per Game (349 ranked)	257	10	6.3
Three-Point Field-Goal Percentage (350 ranked)	284	13	29.7
Total 3-point FGM (350 ranked)	270	11	38
Total Assists (350 ranked)	118	7	95
Total Blocks (350 ranked)	139	11	22
Total Rebounds (350 ranked)	130	7	244
Total Rebounds Per Game (350 ranked)	50	5	40.67
Total Steals (350 ranked)	148	9	46
Turnover Margin (343 ranked)	66	7	3.7
Turnovers Forced (350 ranked)	115	8	14.83
Turnovers Per Game (350 ranked)	55	3	11.2
Won-Lost Percentage (341 ranked)	1	1	100.0

RAZORBACKS IN THE NCAA/SEC	PLAYER	NCAA	SEC	NO.
3-pt Field Goal Attempts (333 ranked)	JD Notae	36	2	51
Assist Turnover Ratio (350 ranked)	Jaylin Williams	130	8	2.15
	JD Notae	195	11	1.69
Assists Per Game (331 ranked)	Jaylin Williams	65	7	4.7
	JD Notae	208	11	3.7
Blocked Shots Per Game (344 ranked)	Connor Vanover	170	9	1.2
	Jaylin Williams	232	13	1
Defensive Rebounds per Game (336 ranked)	Jaylin Williams	48	3	6.5
Double Doubles (140 ranked)	Au'Diese Toney	140	8	1
Field-Goal Percentage (350 ranked)	JD Notae	313	19	41.4
Free Throw Attempts (314 ranked)	Chris Lykes	56	3	37
	Au'Diese Toney	188	6	28
Free Throws Made (297 ranked)	Chris Lykes	38	1	31
	Au'Diese Toney	149	4	22
Free-Throw Percentage (346 ranked)	Connor Vanover	28	2	93.3
	Chris Lykes	132	8	83.8
	Au'Diese Toney	221	11	78.6
Minutes Per Game (350 ranked)	JD Notae	30	1	36:04
Offensive Rebounds Per Game (328 ranked)	Au'Diese Toney	22	2	3.5
Points Per Game (347 ranked)	JD Notae	37	1	19.5
Rebounds Per Game (348 ranked)	Jaylin Williams	77	3	8.3
	Au'Diese Toney	163	6	7.3
Steals Per Game (347 ranked)	JD Notae	5	2	3
	Davonte Davis	285	17	1.5
	JD Notae	170	5	2.33
Three-Point Field Goals Per Game (266 ranked)	--			
Three-Point Field-Goal Percentage (147 ranked)	JD Notae	208	5	14
Total 3-point FGM (316 ranked)	Jaylin Williams	94	7	28
Total Assists (329 ranked)	JD Notae	231	12	22
	Connor Vanover	260	11	6
Total Blocks (260 ranked)	Jaylin Williams	260	11	6
Total Field Goal Attempts (339 ranked)	JD Notae	16	1	111
Total Field Goals Made (315 ranked)	JD Notae	52	1	46
Total Minutes (350 ranked)	JD Notae	219	5	216:22
Total Points (343 ranked)	JD Notae	84	2	117
Total Rebounds (340 ranked)	Jaylin Williams	111	5	50
	Au'Diese Toney	211	9	44
Total Steals (321 ranked)	JD Notae	12	3	18
	Davonte Davis	321	19	9

Arkansas-Oklahoma in Tulsa

- Border rivals Arkansas and Oklahoma announced a multi-year, men's basketball series to be played in consecutive years at the BOK Center in Tulsa, Okla., the first game in the series was set for December 12, 2020, but was postponed a year due to COVID-19. The series will now start the first week of December 2021.
- Located midway between the Arkansas (116 miles) and Oklahoma (125 miles) campuses, the BOK Center offers a central location that caters to alumni and fan bases from both universities. Tickets for the matchup will be divided at midcourt to create a unique 50-50 atmosphere for fans from each school.
- The Arkansas and Oklahoma series includes 28 games dating back to the 1938-39 season. Arkansas owns a 16-12 advantage in the series, including a 5-0 record when the teams play on a neutral court. The teams have never met in Tulsa.

ARKANSAS IN TULSA

- Arkansas has never played in Tulsa's BOK Center.
- The last time Arkansas played in Tulsa was Nov. 30, 2003, an 81-74 victory over the Golden Hurricane at the Donald W. Reynolds Center.
- Arkansas is 9-15 all-time versus the Golden Hurricane in Tulsa.
- Arkansas is 1-2 all-time versus Oral Roberts in Tulsa.
- Arkansas faced Oklahoma State once in Tulsa (Mabee Center) on Dec. 9, 2000, a game the Cowboys won 74-73.

Razorbacks Return to North Little Rock

- After a year's absence due to COVID-19, Arkansas will host Hofstra in its annual trip to North Little Rock. The contest is set for Dec. 18 at Simmons Bank Arena at 7 p.m.
- Last year snapped a 19-year streak of Arkansas playing in North Little Rock. This year will mark the 22nd time overall, posting a 12-9 record in the venue.
- The Razorbacks have won four straight in North Little Rock and seven of the last eight.
- Arkansas is 2-0 all-time versus Hofstra.

Razorbacks in Big 12/SEC Challenge

- The ninth annual Big 12/SEC Challenge will take place Jan. 29, 2022 when the Razorbacks host West Virginia.
 - This will be just the second time the two programs have met. The Razorbacks defeated the Mountaineers, 71-64, on Nov. 26, 2006, in Orlando, Fla., to win the Old Spice Classic.
 - Arkansas will play in its eighth consecutive Challenge and is 3-4 in such games - 3-0 at home and 0-4 on the road.
- | | | | | |
|------------|-------------------|--------|----|----|
| - 12/04/14 | at #20 Iowa State | L | 77 | 95 |
| - 01/30/16 | Texas Tech | (ot) W | 75 | 68 |
| - 01/28/17 | at Oklahoma State | L | 71 | 99 |
| - 01/27/18 | Oklahoma State | W | 66 | 65 |
| - 01/26/19 | at #13 Texas Tech | L | 64 | 67 |
| - 01/25/20 | TCU | W | 78 | 67 |
| - 01/30/21 | at Oklahoma State | L | 77 | 81 |

SEC Vacations in Tampa in 2022

- The 2022 SEC Basketball Tournament will take a one-year hiatus from playing at Nashville's Bridgestone Arena and return to its 2009 location of Tampa, Fla., (Amalie Arena).
- Arkansas is 0-1 in SEC Tourneys played in Tampa, falling 73-58 as the West #6 seed to Florida, the East #3 seed.
- The SEC Tournament will return to Nashville in 2023 and is scheduled to remain there through 2030.

2020-21 Attendance Leaders; Sold Out for 2021-22

- Arkansas led the NCAA in men's basketball attendance in 2020-21.
 - ^ Averaged an NCAA-best 4,284
 - Tenn., 2nd at 4,191 / TX Tech 2nd at 3,916
 - ^ Had an NCAA-best 72,822 cumulative
 - Tenn. 2nd at 67,056 / TX Tech 3rd at 58,734
- Arkansas was one of 17 DI schools to have an arena capacity of at least 20 percent
- *SIDE NOTE, Arkansas women were 5th in both average (2,417) and cumulative (28,766) attendance.*
- **After last season's success, Arkansas officially sold put Bud Walton Arena for the 2021-22 season on Oct. 18.**

SIGNING CLASS OF 2022


• HIGHEST RATED RECRUITING CLASS IN SCHOOL HISTORY (#2 247SPORTS COMPOSITE - #2 ESPN - #3 247SPORTS - #5 RIVALS)

- First time to sign two, 5-stars (Nick Smith Jr., and Jordan Walsh) in the same class
- In fact, Arkansas now has only signed six, 5-stars since 2004. Smith and Walsh are the only two Razorback signees to rank among the ESPN top 10 (dating back to 2007).
- **Nick Smith Jr., and Jordan Walsh are on the 2022 Jersey Mike's Naismith High School Trophy Watch List**
- **Arkansas had never had a class with at least four players among the ESPN top 100 until Eric Musselman's arrival and his staff has done so twice (class of 2020 and class of 2022)**
- Since 2004, only four recruiting classes have ranked among the top 10 and Musselman's staff owns two of those - class of 2020 was #5 ESPN / #9 247Sports and class of 2022 ranks #2 in both ESPN and 247Sports.




Barry Dunning Jr.
6-6, 195, G
Mobile, Ala.
McGill Toolen Catholic HS

- 4-Star - 76th overall by ESPN / #20 small forward in the nation
- 4-Star - 91st overall by 247Sports Composite / #25 small forward in the nation
- 3-star - 125th overall by 247Sports / #32 small forward in the nation
- 3-Star - 131st overall by Rivals / #36 small forward in the nation
- **Rated #1 player in the state of Alabama by ESPN, 247Composite, 247Sports**
- **2021 Gatorade Alabama Player of the Year**
- 2021 first team Class 6A All-State selection by the Alabama Sports Writers Association
- 1 of 5 statewide players selected to the ASWA Super All-State Team
- Averaged 21.5 points and 11.3 rebounds per game as a junior for the Yellow Jackets ... Also recorded 3.1 assists, 2.1 steals and 1.8 blocks per game




Derrian Ford
6-3, 200, G
Magnolia, Ark.
Magnolia HS

- 4-Star - 55th overall by 247Composite / #10 combo guard in the nation
- 4-Star - 58th overall by Rivals / #11 shooting guard in the nation
- 4-Star - 59th overall by 247Sports / #11 combo guard in the nation
- 4-Star - 68th overall by ESPN / #13 shooting guard in the nation
- **2021 Gatorade Arkansas Player of the Year**
- Rated #3 player in the state of Arkansas by ESPN and 247Sports
- **2021 Class 4A Player of the Year by the Arkansas Basketball Coaches Association**
- 2021 Arkansas Democrat-Gazette first team All-Arkansas Preps (all divisions)
- Led the Panthers to a 23-1 record and the Class 4A semifinals in 2021
- Averaged 23.2 points, 7.1 rebounds and 3.0 assists as a junior
- Class 4A State Tournament MVP as a freshman and sophomore, leading his team to back-to-back championships (2019 and 2020) ... Had 54-game win streak snapped in the 2021 4A state semifinals, falling to Morrilton
- As a sophomore, tabbed first team Arkansas All-State team by MaxPreps
- Has a 4.0 GPA




Joseph Pinion
6-6, 185, F
Morrilton, Ark.
Morrilton HS

- 4-Star - 93rd overall by ESPN / #16 shooting guard in the nation
- 4-star - 98th overall by 247Sports Composite / #27 small forward in the nation
- 3-Star - 125th overall by Rivals / #34 small forward in the nation
- 3-Star - 135th overall by 247Sports / #34 small forward in the nation
- **2021 Arkansas Democrat-Gazette first team All-Arkansas Preps (all divisions)**
- Led Morrilton to the 2021 Class 4A title game as a junior
- Averaged 17.2 points, 6.4 rebounds, 3 assists, 2 steals and 1 block per game as a junior ... Shot 58% from two-point range, 40 percent from three and 74 percent at the free throw line
- As a sophomore, averaged 18 points, 7.9 rebounds, 1.3 assists, 1.6 steals and 1.4 steals ... As a freshman, averaged 12.3 points, 4.4 rebounds, 2 assists, 1 steal and 1 block



Nick Smith Jr.
6-5, 185, G
North Little Rock, Ark.
North Little Rock HS

- **5-Star - 6th overall by ESPN / #4 shooting guard in the nation**
- **5-star - 8th overall by 247Sports / #3 combo guard in the nation**
- **5-Star - 9th overall by 247Composite / #3 combo guard in the nation**
- **5-Star - 16th overall by Rivals / #2 point guard in the nation**
- **At #6 by ESPN, is the third-highest rated player to ever sign with Arkansas trailing Corliss Williamson (ranked either #1 or #2 by all the recruiting services) and Al Jefferson (ranked #3 by 247Sports and #4 by Rivals in 2004).**
- **On the 2021-22 Jersey Mike's Naismith National High School Player of the Year Watch List**
- Consensus #1 player from Arkansas by the recruiting websites
- **20221 MaxPreps Arkansas High School Basketball Player of the Year**
- 2021 Arkansas Democrat-Gazette All-Arkansas Preps (all divisions) Player of the Year ... Averaged 25 points, 5 rebounds and 4 assists
- 2020 Arkansas Democrat-Gazette All-Arkansas Preps Underclassman of the Year ... Averaged 21.3 points, 3 rebounds and 3 steals
- Played at Sylvan Hills as a junior and sophomore
- In the summer of 2021, led Brad Beal Elite AAU team to a 6-2 record and the finals of Peach Jam while averaging 18.6 points, 3 rebounds and 3 assists per game ... Scored 31 points (10-of-18 shooting) in the championship game and became the first player since NBA star Michael Porter Jr. to score more than 30 in the finals.



Jordan Walsh
6-7, 200, F
Desoto, Texas
Link Year (Mo.) Prep

- **5-Star - 7th overall by ESPN / #2 small forward in the nation**
- **5-Star - 27th overall by 247Composite / #7 small forward in the nation**
- 4-Star - 31st overall by Rivals / #11 small forward in the nation
- 4-star - 38th overall by 247Sports / #10 small forward in the nation
- **Rated #1 player from Texas by ESPN and #2 in the state by 247Sports**
- **On the 2021-22 Jersey Mike's Naismith National High School Player of the Year Watch List**
- 2021 4A All-State as named by the Texas Association of Basketball Coaches
- In the summer of 2021, played for Drive Nation program on the Nike EYBL circuit and averaged 12.3 points, 7.4 points and 3.3 assists while shooting better than 50% inside the arc ... Tallied three double-doubles, including a 17-point, 10-rebound, 4-assist effort
- As a junior at Oak Cliff's Faith and Family Academy, averaged 18 points, 11 rebounds, five assists, 2.4 steals and 2.3 blocks per game for a squad that finished 25-6 and advanced to the Class 4A state semifinals
- Also led the Eagles to the state semifinals as a sophomore before the remainder of the state tournament was canceled due to COVID-19
- As a freshman, led Faith and Family to a 36-6 record and its first Class 4A state title ... In fact, his dunk just before the final buzzer provided the 53-51 victory against Liberty Hill



ERIC MUSSELMAN LIVE RADIO SHOW

Once again, there will be 12 Arkansas basketball radio shows, all starting at 7 pm, at Sassy's BBQ and Grille (Steamboat Dr.) in Fayetteville.

Monday, Nov. 15

Monday, Nov. 29

Monday, Dec. 6

Monday, Dec. 13

Monday, Dec. 20

Monday, Jan. 3

Monday, Jan. 10

Monday, Jan. 17

Monday, Jan. 24

Monday, Jan. 31

Monday, Feb. 7

Monday, Feb. 28



COURTSIDE WITH ERIC MUSSELMAN

There will be 10, 30-minute television shows featuring head coach Eric Musselman and co-host Chuck Barrett. Each show will air on Sunday, Please check local listings for times and channels in your area.

Sunday, Jan 2

Sunday, Jan 9

Sunday, Jan 16

Sunday, Jan 23

Sunday, Jan 30

Sunday, Feb 6

Sunday, Feb 13

Sunday, Feb 20

Sunday, Feb 27

Sunday, Mar 6



LEARFIELD



RAZORBACK SPORTS NETWORK RADIO AFFILIATES

Batesville (Games)	KWOZ-FM - 103.3	Glenwood	KHGZ-AM - 670
Batesville (Coach Show)	KBTA-AM - 1340	Hot Springs / Mena	KTTG-FM - 96.3
Camden	KAMD-FM - 97.1	Jonesboro	KEGI-FM - 100.5
Camden (Coach Show)	KCXY-FM - 95.3	Joplin, Mo.	KHST - FM - 101.7
Crossett	KAGH-FM - 104.9	Little Rock	KABZ-FM - 103.7
Crossett	KAGH-AM - AM 800	Magnolia	KZHE-FM - 100.5
DeQueen	KDQN-FM - 92.1	Marshall	KBCN-FM - 104.3
DeWitt	KDEW-FM - 97.3	Monett, MO	KKBL-FM - 95.9
El Dorado	KAGL-FM - 93.3	Monticello	KGPO-FM - 99.9
Fayetteville	KQSM-FM - 92.1	Morrilton	KCON-FM - 99.3
Fayetteville (Games)	KYNG-AM - AM 1590	Mountain Home	KOMT-FM - 93.5
Fayetteville	KAKS-FM - 99.5	Ozark	KDYN-FM - 96.7
Fayetteville	KUOA-FM - 95.3	Ozark	KDYN-AM - AM 1540
Fayetteville	KUOA-AM - 1290	Searcy	KRZS-FM - 99.1
Forrest City	KBFC-FM - 93.5	Texarkana	KKTK-AM - 1400
Fort Smith	KERX-FM - 95.3	Wynne	KWYN-FM - 92.5
Glenwood	KHGZ-FM - 98.9		



Arkansas Signs Musselman To New Contract

April 14, 2021

FAYETTEVILLE, Ark. – Coming off the program's first NCAA Tournament Elite Eight appearance in more than 25 years, the University of Arkansas has signed head men's basketball coach Eric Musselman to a new employment agreement that could extend Musselman's tenure in Fayetteville through at least the 2028 season.

The new five-year agreement will run from May 1, 2021 to April 30, 2026 and includes the potential for a pair of one-year automatic agreement extensions (2027, 2028) based on Arkansas receiving bids to the NCAA Men's Basketball Tournament within the timeframe of the agreement.

"As I mentioned during the course of what was a memorable men's basketball season, the best way for any head coach to advocate for themselves and their program is to win games," **Vice Chancellor and Director of Athletics Hunter Yurachek said.** "Coach Musselman earned this opportunity based on the tremendous progress that he and his coaching staff have made in the past two seasons, culminating with the most exciting season in the recent history of Razorback Basketball. Based on our ongoing dialogue, it is clear to me, Coach Musselman and I both share a desire to work together to ensure he remains the head men's basketball coach at the University of Arkansas for the foreseeable future. I'm excited for the future of Razorback Basketball and look forward to seeing our program continue to progress under Coach Musselman's leadership."

Under the terms of the new agreement Coach Musselman will receive \$4.0 million in annual compensation, with additional compensation and incentive payments available based on success in the SEC and NCAA Tournament as well as longevity in the position.

"Arkansas is one of the premier programs in the nation and my family and I are ecstatic to be here," **Musselman said.** "I am grateful for the commitment the University is making to me, my family and the future of our basketball program. I have tremendous pride in being a Razorback and it is an honor to represent the state of Arkansas. Our staff remains focused on winning basketball games and building our roster for the future. We look forward to continuing to build on the foundation we have established in our first two seasons in an effort to achieve even greater success for our program, our University and Razorback fans everywhere."



2021-22 SEC STANDINGS

Through Nov. 29, 2021



	SEC	PCT.	HOME	AWAY	OVERALL	PCT.	HOME	ROAD	NEUTRAL	STRK
Arkansas	-	-	-	-	6-0	1.000	4-0	0-0	2-0	W6
Florida	-	-	-	-	7-0	1.000	4-0	0-0	2-0	W6
LSU	-	-	-	-	7-0	1.000	5-0	0-0	2-0	W7
Alabama	-	-	-	-	6-1	.857	4-0	0-0	2-1	W2
Kentucky	-	-	-	-	6-1	.857	6-0	0-0	0-1	W6
Texas A&M	-	-	-	-	6-1	.857	4-0	0-0	2-1	W2
Auburn	-	-	-	-	5-1	.833	2-0	1-0	2-1	W2
Mississippi State	-	-	-	-	5-1	.833	4-0	0-0	1-1	W1
South Carolina	-	-	-	-	5-1	.833	4-0	0-0	1-1	W4
Vanderbilt	-	-	-	-	5-1	.833	4-1	1-0	0-0	W3
Tennessee	-	-	-	-	4-1	.800	3-0	0-0	1-1	W2
Ole Miss	-	-	-	-	4-2	.667	3-0	0-0	1-2	W1
Missouri	-	-	-	-	4-3	.571	3-2	0-0	1-1	W1
Georgia	-	-	-	-	2-5	.286	2-2	0-1	0-2	L4

AP (Nov 29)		
1	Duke (51)	7-0 1,513
2	Purdue (9)	6-0 1,442
3	Gonzaga (1)	6-1 1,428
4	Baylor	7-0 1,324
5	UCLA	6-1 1,253
6	Villanova	4-2 1,147
7	Texas	4-1 1,115
8	Kansas	5-1 1,027
9	KENTUCKY	5-1 1,002
10	ARKANSAS	6-0 960
11	Arizona	6-0 851
12	BYU	6-0 791
13	TENNESSEE	4-1 730
14	FLORIDA	6-0 681
15	Houston	5-1 631
16	ALABAMA	6-1 456
17	UConn	6-1 437
18	Memphis	5-1 43
19	Iowa State	6-0 403
20	Southern California	6-0 380
21	AUBURN	5-1 325
22	Michigan State	5-2 295
23	Wisconsin	5-1 224
24	Michigan	4-2 177
25	Seton Hall	5-1 151

COACHES (Nov 29)		
1	Duke	7-0 761
2	Purdue	6-0 742
3	Gonzaga	6-1 706
4	Baylor	7-0 693
5	UCLA	6-1 627
6	Villanova	4-2 563
7	Kansas	5-1 524
8	Texas	4-1 500
9	ARKANSAS	6-0 473
10	KENTUCKY	5-1 436
11	Arizona	6-0 431
12	FLORIDA	6-0 425
13	Brigham Young	6-0 399
14	Houston	5-1 321
15	TENNESSEE	4-1 304
16	ALABAMA	6-1 231
17	Connecticut	6-1 222
18	Southern California	6-0 205
19	Memphis	5-1 184
20	AUBURN	5-1 145
21	Wisconsin	5-1 140
22	Michigan St	5-2 138
23	Iowa State	6-0 134
24	Michigan	4-2 123
25	St. Bonaventure	5-1 96

RECEIVING VOTES: Illinois 111; St. Bonaventure 106; **LSU 93**; Ohio State 75; Indiana 63; Colorado State 59; Xavier 46; Texas Tech 34; Marquette 23; North Carolina 9; Iowa 9; San Francisco 7; Loyola Chicago 3; Virginia Tech 3; Louisville 2; Wake Forest 2; Iona 1; Ohio 1.

RECEIVING VOTES: Seton Hall 86; Texas Tech 68; **LSU 66**; Illinois 65; Ohio St. 43; Marquette 42; Colorado St. 38; Indiana 29; Iowa 28; Xavier 25; Florida State 22; Utah St. 13; Providence 11; **WEST VIRGINIA 5**; San Francisco 5; Saint Louis 3; Oklahoma State 3.

2021-22 SEC PRESEASON MEDIA POLL

- Kentucky
- Alabama
- 3. ARKANSAS**
- Tennessee
- Auburn
- LSU
- Florida
- Mississippi State
- Ole Miss
- Missouri
- South Carolina
- Texas A&M
- Vanderbilt
- Georgia

HOGS RANKING BY WEEK

WEEK	AP	COACH	NET
Preseason	16	15	NA
Nov. 15	16	No Poll	NA
Nov. 22	13	12	NA
Nov. 29	10		
Dec. 6			
Dec. 13			
Dec. 20			
Dec. 27			
Jan. 3			
Jan. 10			
Jan. 17			
Jan. 24			
Jan. 31			
Feb. 7			
Feb. 14			
Feb. 21			
Feb. 28			
Mar. 7			
Mar. 14			
Apr. 5			

ARKANSAS IN THE POLLS

Ranking in AP Poll unless " * " indicating only ranked in the Coaches Poll

As	Overall	H	A	N	Last Meeting	Last Win
As #1	16-4	8-0	6-2	2-2	W, 97-79 vs #14 Georgetown @MEM (11/27/94)	Same
As #2	38-4	17-1	7-0	14-3	W, 76-72 vs #2 Duke @NCAA (4/4/94)	Same
As #3	29-5	13-0	10-5	6-0	W, 97-79 vs Tennessee (1/7/95)	Same
As #4	13-2	8-0	3-2	2-0	W, 94-71 at Missouri (12/3/94)	Same
As #5	13-8	1-1	2-4	10-3	L (OT), 93-95 vs #3 Kentucky @SEC (3/12/95)	69-58 vs #20 Alabama @SEC (3/11/95)
As #6	18-3	6-0	5-0	7-3	L, 78-89 vs #1 UCLA @NCAA (4/3/95)	75-68 vs #4 N. Carolina @NCAA (4/1/95)
As #7	18-1	4-0	7-0	7-1	W, 68-66 vs Auburn (3/4/95)	Same
As #8	9-10	6-1	1-5	2-4	L, 71-78 vs LSU @SEC (3/13/21)	70-64 vs Missouri @SEC (3/12/21)
As #9	22-5	5-1	6-1	11-3	W, 94-92 vs #5 Kentucky (1/29/95)	Same
As #10	14-4	6-1	2-1	6-2	L, 72-81 vs #3 Baylor @NCAA (3/29/21)	72-70 vs Oral Roberts @NCAA (3/27/21)
As #11	20-6	10-2	6-4	4-0	W, 89-73 vs South Carolina (2/15/92)	Same
As #12	21-8	10-0	8-5	2-3	W, 87-80 vs Texas A&M (3/6/21)	Same
As #13	17-5	11-1	3-4	3-0	W, 76-60 vs Penn (11/28/21)	Same
As #14	28-4	12-0	8-1	8-3	W, 93-83 vs Vanderbilt (2/7/98)	Same
As #15	15-3	4-1	9-1	2-1	L, 54-63 vs Southern Miss (11/18/00)	90-68 vs Tennessee State (11/17/00)
As #16	17-6	12-1	3-4	2-1	W, 93-80 vs UNI (11/17/21)	Same
As #17	15-8	5-0	5-2	****5-6	L, 72-82 vs #21 Iowa @NCAA (3/13/99)	94-80 vs Siena @NCAA (3/11/99)
As #18	18-9	*9-4	7-4	2-1	L, 78-81 vs LSU (3/7/15)	78-74 at South Carolina (3/5/15)
As #19	16-7	8-2	3-3	5-2	L, 82-96 vs Ole Miss (1/17/15)	67-45 vs Wofford (11/9/07)
As #20	24-4	**11-0	1-0	****12-4	W, 83-75 vs LSU (2/27/21)	Same
As #21	6-4	3-0	0-1	3-3	L, 78-87 vs #15 N. Carolina @NCAA (3/21/15)	56-53 vs Wofford @NCAA (3/19/15)
As #22	8-5	4-1	2-3	2-1	L, 77-78 at Auburn (1/6/18)	84-79 (OT) vs Miss State @SEC (3/6/99)
As #23	5-1	4-0	1-1	0-0	W, 82-70 vs Vanderbilt (1/10/15)	Same
As #24	7-0	4-0	3-0	0-0	W, 75-64 vs Florida (2/16/21)	Same
As #25	5-2	5-0	0-1	0-1	W, 94-77 vs Iona (11/30/14)	Same
TOT.	409-120	186-17	108-56	115-47		

ARKANSAS VERSUS THE POLLS

Ranking in AP Poll unless * indicating only ranked in the Coaches Poll

Vs	Overall	H	A	N	Last Meeting	Last Win
Vs #1	1-11	0-2	0-2	1-7	L, 63-78 vs Kentucky (3/15/15)	65-64 vs North Carolina @PB (2/12/84)
Vs #2	6-8	5-2	0-5	1-1	W, 80-69 vs Florida (2/5/13)	Same
Vs #3	0-15	0-1	0-3	0-11	L, 72-81 vs Baylor @ NCAA (3/29/21)	--
Vs #4	5-12	2-2	1-7	2-3	L, 66-70 at Kentucky (2/26/19)	96-88 vs Oklahoma (12/30/08)
Vs #5	4-4	4-1	0-1	0-2	W, 74-71 vs Texas A&M (1/27/16)	Same
Vs #6	6-11	3-3	0-5	3-3	W, 81-66 vs Alabama (2/25/21)	Same
Vs #7	1-5	1-0	0-1	0-4	W, 67-64 vs Texas (1/6/09)	Same
Vs #8	3-4	2-0	1-3	0-1	L, 65-82 vs Kentucky @SEC (3/12/17)	88-61 vs Alabama (1/6/07)
Vs #9	2-5	0-0	1-4	1-1	L, 74-79 at Tennessee (2/6/21)	91-82 vs Arizona @NCAA (4/2/94)
Vs #10	5-4	2-2	2-1	1-1	W (OT), 86-81 at Missouri (2/13/21)	Same
Vs #11	5-8	2-2	1-4	2-2	L (OT), 76-79 vs Auburn (2/4/20)	104-93 vs Missouri (12/5/95)
Vs #12	6-9	2-2	1-4	*3-3	L, 68-81 vs Missouri (2/2/21)	63-57 at Alabama (1/27/07)
Vs #13	6-3	3-0	0-1	3-2	L, 66-84 vs Tennessee @SEC (3/10/18)	87-85 vs Kentucky (1/14/14)
Vs #14	5-7	3-2	0-3	2-2	L, 64-67 at Texas Tech (1/26/19)	91-82 vs Auburn (2/27/18)
Vs #15	3-5	3-0	0-2	0-3	L, 78-887 vs N. Carolina @NCAA (3/21/15)	98-88 vs Mississippi State (1/7/12)
Vs #16	3-7	1-2	0-4	2-1	L, 73-80 at Tennessee (3/3/10)	72-52 vs LSU (12/07)
Vs #17	3-3	1-2	1-0	1-1	W (OT), 71-67 at Kentucky (2/27/14)	Same
Vs #18	5-7	1-2	2-3	2-2	L, 67-84 at Ole Miss (1/19/19)	80-73 at Ole Miss (1-31-10)
Vs #19	8-3	3-1	3-1	2-1	W, 90-89 at LSU (2/2/19)	Same
Vs #20	10-5	4-2	1-2	5-1	L, 69-92 at Texas A&M (1/2/16)	66-64 vs Michigan (1/21/12)
Vs #21	5-3	2-2	1-0	2-2	W, 68-66 vs TX Tech @NCAA (3/21/21)	Same
Vs #22	4-2	4-1	0-1	0-0	W (OT), 77-76 vs Kentucky (2/23/11)	Same
Vs #23	3-7	1-2	0-3	2-2	W, 80-72 vs Florida @SEC (3/9/18)	Same
Vs #24	2-4	*1-1	*0-1	*1-1	*L, 59-90 at Alabama (1/16/21)	*86-72 vs Indiana @NCAA (3/21/08)
Vs #25	4-4	*3-2	0-0	1-2	L, 72-81 vs Florida (12/29/16)	82-74 vs Vanderbilt (1/31/16)
TOT.	104-156	53-36	15-61	36-59	L, 72-81 vs #3 Baylor @NCAA (3/29/21)	68-66 vs #21 TX Tech @NCAA (3/21/21)

LAST TIME HOGS WON AS TOP 25

	HOME	ROAD	NEUTRAL
#1: Miss State	3/5/94	LSU	3/2/94
#2: NW (La) St	12/4/93	Baylor	1/26/91
#3: Tennessee	1/7/95	Ole Miss	1/4/95
#4: Jackson St.	11/30/94	Missouri	12/03/94
#5: Miss State	1/11/95	Tennessee	1/29/94
#6: Montevallo	2/5/94	UAB	1/27/90
#7: Auburn	3/4/95	Florida	2/28/95
#8: Montevallo	2/25/95	LSU	2/22/95
#9: Kentucky	1/29/95	S. Carolina	1/21/95
#10: Ole Miss	2/18/95	Alabama	2/15/95
#11: S. Carolina	2/15/92	S. Alabama	11/29/89
#12: Texas A&M	3/6/21	S. Carolina	3/2/21
#13: Penn	11/28/21	S. Carolina	1/9/93
#14: Vanderbilt	2/7/98	Alabama	2/13/93
#15: Tenn State	11/27/00	Miss State	1/31/98
#16: UNI	11/17/21	S. Alabama	12/30/91
#17: SE Mo. State	11/27/82	Florida	2/6/93
#18: Texas A&M	2/24/15	S. Carolina	3/5/15
#19: Wofford	11/9/07	Wake Forest	12/23/98
#20: LSU	2/27/21	LSU	1/22/99
#21: North Texas	12/05/00	--	(0-1)
#22: Providence	1/23/99	Memphis	1/10/98
#23: Vanderbilt	1/10/15	Georgia	1/6/15
#24: Florida	2/16/21	Ole Miss	2/14/15
#25: Iona	11/30/14	--	(0-1)

LAST TIME HOGS WON VS TOP 25

	HOME	ROAD	NEUTRAL
#1: --	(0-2)	--	(0-2)
#2: Florida	2/5/13	--	(0-5)
#3: --	(0-1)	--	(0-3)
#4: Oklahoma	12/30/08	Kentucky	2/9/94
#5: Texas A&M	1/27/16	--	(0-1)
#6: Alabama	2/24/21	--	(0-5)
#7: Texas	1/6/09	--	(0-1)
#8: Alabama	1/6/07	Kentucky	1/25/92
#9: --	--	Arizona	12/6/92
#10: Florida	2/18/06	Missouri	2/13/21
#11: Missouri	12/5/95	Texas	2/1/79
#12: Texas	2/6/82	--	(0-5)
#13: Kentucky	1/14/14	--	(0-1)
#14: Auburn	2/27/18	--	(0-3)
#15: Miss State	1/7/12	--	(0-2)
#16: LSU	1/20/07	--	(0-4)
#17: Ole Miss	2/5/10	Kentucky	2/27/14
#18: Vanderbilt	3/1/08	Ole Miss	1/31/10
#19: Auburn	3/5/00	LSU	2/2/19
#20: Michigan	1/21/12	Alabama	2/28/01
#21: Texas A&M	2/17/18	S. Carolina	2/15/17
#22: Kentucky	2/23/11	--	(0-1)
#23: LSU	3/3/92	Texas	3/3/91
#24: UAB	1/2/00	--	(0-1*)
#25: Vanderbilt	1/31/12	--	(0-0)

ARKANSAS POLL HISTORY

* - Coaches Poll was UPI from 1950-51 to 1991-92 • USA Today from 1992-93 to pres.

	AP • Muss Era • Current Strk			Coaches • Muss Era • Current Strk		
Weeks in Top 25	274	9	9	8	8	
• Weeks in Top 10	121	3	1	4	1	
• Weeks in Top 5	65	-	-	-	-	
• Weeks at #1	12	-	-	-	-	
Ranked in Final Poll	17	1	1	18	1	1
• In Final Top 10	10	1	1	12	1	1
• In Final Top 5	5	-	-	3	-	-
• Final at #1	-	-	-	1	-	-
Most Consecutive Weeks at #1:	5 (12/12/93 - 12/12/94)					
Most Consecutive Weeks in Top 5:	--					
Most Consecutive Weeks in Top 10:	--					
Consecutive Weeks Ranked.....						
In at Least 1 Poll:	55 (12/12/89 - Final '92)					
	52 (Wk3 '93-94-Pre '95)					
	39 (Wk13 '81-Wk3 '83)					
	31 (Wk2 '76-Final '78)					
	28 (Wk3 '98-Wk 12-'99)					
AP Only:	53 (Pre '90-Final '92)					
	52 (Wk3 '93-Preseason '95)					
Coaches Only:	--					
In Top 25 Match-Ups	44-48	H: 15-5	A: 5-15	N: 24-28		
^Last Time		2/24/21	2/28/15	3/29/21		
• Top 10 Match-Ups	9-14	H: 1-3	A: 2-0	N: 6-11		
^Last Time		1/29/95	2/9/94	3/29/21		
• Top 5 Match-Ups	2-7	H: 0-2	A: 1-0	N: 1-5		
^Last Time		2/10/91	2/9/94	3/12/95		
• 1 vs 2	#2 ARK vs #1 UNLV @Barnhill	UNLV W, 112-105 (02/10/1991)				
Last Time Beat Top 25	H: 2/25/21	A: 2/13/21	N: 3/21/21			
	#6 BAMA	@ #10 MIZ	#21 TTU @ NCAA			
Last Time Beat Top 10	H: 2/25/21	A: 2/13/21	N: 3/15/08			
	#6 BAMA	@ #10 MIZ	#4 TEN @ SEC			
Last Time Beat Top 5	H: 1/27/16	A: 2/9/94	N: 3/15/08			
	#5 A&M	@ #4 UK	#4 TEN @ SEC			
Last Time Beat #1	--	--	N: 2/12/84			
			#1 UNC @ PB			
Most Consecutive Wins vs Top 25	5	12/9/17 - 3/9/18				
	5	11/27/94 - 3/11/95				
Last Consecutive Wins vs Top 25	2/13/21	@ #10 Missouri				
	2/25/21	vs #6 Alabama				
	3/21/21	vs #21 Texas Tech @ NCAA				
Most Gms vs Top 25 Season	11	1994-95 (8-3)				
	11	1999-00 (4-7)				
Most Wins vs Top 25 Season	8	1994-95 (8-3)				
Most Gms vs Top 10 Season	5	2001-02 (2-3)				
	5	1994-95 (2-3)				
	5	1992-93 (3-2)				
Most Wins vs Top 10 Season	3	1992-93 (5 gms)				
^Last Consecutive Wins vs Top 10		2/13/21 @ #10 Missouri				
		2/25/21 vs #6 Alabama				

Musselman and the Polls

AS RANKED TEAM: 53-14						H: 26-1		A: 13-6		N: 14-7	
VS RANKED TEAM: 5-9						H: 1-3		A: 1-3		N: 3-3	
• AT NEVADA •						• AT ARKANSAS •					
AS RANKED TEAM: 38-12						H: 18-1		A: 12-6		N: 8-5	
VS RANKED TEAM: 2-3						H: 0-0		A: 0-1		N: 2-2	
RANK: AP/COACH						RANK: AP/COACH					
NEV	OPP	OPPONENT	DATE	RESULT		ARK	OPP	OPPONENT	DATE	RESULT	
RV/RV	17/19	at Saint Mary's	11/11/16	L	63 81	RV/RV	10/12	KENTUCKY	01/18/20	L	66 73
RV/-	23/20	vs Iowa State (NCAA)	03/17/17	L	73 84	--	11/10	AUBURN	02/04/20 OT	L	76 79
22/24	RV/RV	at Texas Tech	12/05/17	OT	L 76 82	RV/RV	12/12	MISSOURI	01/02/21	L	68 81
22/24	20/20	vs TCU (HOF Classic)	12/08/17		L 80 84	RV/RV	9/8	at Tennessee	01/06/21	L	74 79
23/RV	-	at Wyoming	01/24/18	2OT	L 103 104	RV/RV	RV/24	at Alabama	01/16/21	L	59 90
23/23	-	UNLV	02/07/18		L 78 86	RV/RV	10/10	at Missouri	02/13/21	OT W	85 81
23/23	-	SAN DIEGO STATE	02/10/18		W 83 58	24/RV	RV/RV	FLORIDA	02/16/21	W	75 64
24/24	-	at Boise State	02/14/18		W 77 72	20/20	6/7	ALABAMA	02/25/21	W	81 66
24/24	-	at Utah State	02/17/18		W 93 87	20/20	RV/RV	LSU	02/27/21	W	83 75
20/22	-	SAN JOSE STATE	02/21/18		W 80 67	12/13	--	at South Carolina	03/02/21	W	101 73
20/22	-	COLORADO STATE	02/25/18		W 92 83	12/13	--	Texas A&M	03/06/21	W	87 80
21/21	-	at UNLV	02/28/18		W 101 75	8/8	--	Missouri (SEC)	03.12.21	W	70 64
21/21	-	at San Diego State	03/03/18		L 74 79	8/8	--	LSU (SEC)	03/13/21	L	70 78
22/22	-	vs UNLV (MWC)	03/08/18		W 79 74	10/10	--	vs Colgate (NCAA)	03/19/21	W	86 68
22/22	-	vs San Diego State (MWC)	03/09/18		L 73 90	10/10	21/21	vs Texas Tech (NCAA)	03/21/21	W	68 66
22/25	-	vs Texas (NCAA)	03/16/18	OT	W 87 83	10/10	--	vs Oral Roberts (NCAA)	03/27/21	W	72 70
22/25	8/10	vs Cincinnati (NCAA)	03/18/18		W 75 73	10/10	3/3	vs Baylor (NCAA)	03/29/21	L	72 81
22/25	RV/RV	vs Loyola-Chicago (NCAA)	03/22/18		L 68 69	16/15	--	MERCER	11/08/21	W	74 61
7/9	-	BYU	11/06/18		W 86 70	16/15	--	GARDNER-WEBB	11/13/21	W	86 69
7/9	-	PACIFIC	11/09/18		W 83 61	16/15	--	NORTHERN IOWA	11/17/21	W	93 80
6/9	-	LITTLE ROCK	11/16/18		W 87 59	13/12	--	vs Kansas State (HOF)	11/22/21	W	72 64
6/9	-	CALIFORNIA BAPTIST	11/19/18		W 90 55	13/12	--	vs Cincinnati (HOF)	11/23/21	W	73 67
6/9	-	vs Tulsa	11/22/18		W 96 86	13/12	--	vs Penn	11/28/21	W	76 60
6/7	-	vs. UMass	11/23/18		W 110 87						
5/6	-	at Loyola-Chicago	11/27/18		W 79 65						
5/6	-	at Southern Cal	12/01/18		W 73 61						
5/6	20/20	vs Arizona State	12/07/18		W 72 66						
5/6	-	vs Grand Canyon	12/09/18		W 74 66						
7/7	-	SOUTH DAKOTA STATE	12/15/18		W 72 68						
5/6	-	AKRON	12/22/18		W 68 62						
5/6	-	at Utah	12/29/18		W 86 71						
6/5	-	UTAH STATE	01/02/19		W 72 49						
6/5	-	at New Mexico	01/05/19		L 58 85						
10/11	-	SAN JOSE STATE	01/09/19		W 92 53						
10/11	-	at Fresno State	01/12/19		W 74 64						
10/10	-	at Boise State	01/15/19		W 72 71						
10/10	-	AIR FORCE	01/19/19		W 67 52						
7/7	-	COLORADO STATE	01/23/19		W 100 60						
8/7	-	at UNLV	01/29/19		W 87 70						
8/7	-	BOISE STATE	02/02/19		W 93 73						
5/6	-	at Colorado State	02/06/19		W 98 82						
5/6	-	NEW MEXICO	02/09/19		W 91 62						
7/6	-	at Wyoming	02/16/19		W 82 49						
5/6	-	at San Diego State	02/20/19		L 57 65						
5/6	-	FRESNO STATE	02/23/19		W 74 68						
12/13	-	UNLV	02/27/19		W 89 73						
12/13	-	at Utah State	03/02/19		L 76 81						
17/18	-	at Air Force	03/05/19		W 90 79						
17/18	-	SAN DIEGO STATE	03/09/19		W 81 53						
14/17	-	vs Boise State	03/14/19		W 77 69						
14/17	-	vs San Diego State	03/15/19		L 56 65						
14/20	-/RV	vs Florida (NCAA)	03/21/19		L 61 70						

VERSUS 2021-22 OPPONENTS

NON-CONFERENCE

School	Gms	Series Record	H	A	N	Last Meeting
Central Arkansas	7	Arkansas Leads, 7-0	4-0	3-0	0-0	H - W, 100-75 (12/12/20)
Charlotte	1	Arkansas Leads, 1-0	1-0	0-0	0-0	H - W, 80-67 (12/28/11)
Cincinnati	5	Arkansas Trails, 2-3	0-1	0-1	2-1	N - W, 73-67 (11/23/21)
Elon	1	Arkansas Leads, 1-0	1-0	0-0	0-0	W - H, 96-52 (12/29/01)
Gardner-Webb	2	Arkansas Leads, 2-0	2-0	0-0	0-0	H - W, 86-69 (11/13/21)
Hofstra	2	Arkansas Leads, 2-0	1-0	0-0	1-0	N - 94-64 @ PB (01/04/78)
Kansas State	12	Arkansas Trails, 4-8	2-1	1-2	1-5	N - W, 72-64 (11/22/21)
Little Rock		• First Meeting •				
Mercer	6	Arkansas Leads, 5-1	2-0	0-0	3-1	H - W, 74-61 (11/09/21)
Northern Iowa	1	Arkansas Leads, 1-0	1-0	0-0	0-0	H - W, 93-80 (11/17/21)
Oklahoma	28	Arkansas Leads, 16-12	8-5	3-7	5-0	N - W, 92-83 (11/23/17)
Penn	1	Arkansas Leads, 1-0	1-0	0-0	0-0	H - W, 76-60 (1/28/21)

SOUTHEASTERN CONFERENCE

School	Gms	Series Record	H	A	N	Last Meeting
Alabama	65	Arkansas Leads, 36-29	20-6	8-21	8-2	H - W, 81-66 (02/24/21)
• SEC Only	55	Arkansas Leads, 29-26	20-6	8-19	1-1	
Auburn	56	Arkansas Leads, 36-20	22-5	13-14	1-1	H - W, 75-73 (01/20/21)
• SEC Only	55	Arkansas Leads, 36-19	22-5	13-14	1-0	
Florida	39	Arkansas Trails, 13-26	9-7	2-14	2-5	H - W, 75-64 (02/16/21)
• SEC Only	39	SAME		SAME		
Georgia	40	Arkansas Leads, 24-16	12-3	6-10	6-3	H - W, 99-69 (01/09/21)
• SEC Only	40	SAME		SAME		
Kentucky	45	Arkansas Trails, 12-33	7-8	4-15	1-10	A - W, 81-80 (02/09/21)
• SEC Only	40	Arkansas Trails, 12-28	7-8	4-13	1-8	
LSU	72	Arkansas Leads, 38-34	21-8	12-19	5-7	N - L, 78-71 (03/13/21)
• SEC Only	63	Arkansas Leads, 34-29	21-8	11-18	2-3	
Ole Miss	83	Arkansas Leads, 50-33	17-11	9-20	24-2	H - W, 74-59 (01/27/21)
• SEC Only	54	Arkansas Leads, 28-27	17-10	9-18	1-0	
Mississippi State	65	Arkansas Leads, 34-31	22-8	7-22	5-1	H - W, 61-45 (02/02/21)
• SEC Only	56	Arkansas Leads, 29-27	21-7	6-20	2-0	
Missouri	56	Arkansas Leads, 30-26	17-10	11-16	2-0	N - W, 70-64 (03/12/21)
• SEC Only	19	Arkansas Leads, 11-8	7-2	3-6	1-0	
South Carolina	36	Arkansas Leads, 21-15	11-5	7-8	3-2	A - W, 101-73 (03/02/21)
• SEC Only	36	SAME		SAME		
Tennessee	44	Arkansas Trails, 21-23	11-4	4-14	6-5	A - L, 79-74 (01/06/21)
• SEC Only	40	Arkansas Trails, 18-22	11-4	4-14	3-4	
Texas A&M	161	Arkansas Leads, 104-57	59-15	38-38	7-4	H - W, 87-80 (03/06/21)
• SEC Only	15	Arkansas Leads, 9-6	7-1	2-5	0-0	
Vanderbilt	41	Arkansas Leads, 29-12	16-3	8-8	5-1	H - W, 92-71 (01/23/21)
• SEC Only	39	Arkansas Leads, 28-11	15-3	8-7	5-1	

AT THE SEC TOURNEY

Overall: 28-28
 1st Rd: 4-10
 2nd Rd: 1-2
 Quarterfinal: 15-2
 Semifinal: 7-8
 Final: 1-6

RECORD BY OPPONENT

Opponent	Record	Last Meeting
Alabama	1-1	1995, W, 69-58 (Semis)
Auburn	1-0	2000, W, 75-67 (Final)
Florida	2-5	2019, L, 66-50 (2nd)
Georgia	6-3	2015, W, 60-49 (Semis)
Kentucky	1-9	2021, L, 82-65 (Final)
LSU	2-3	2021, L, 78-71 (Semis)
Ole Miss	1-0	2017, W, 73-72 (Quart)
Mississippi State	2-0	2007, W, 81-72 (Semis)
Missouri	1-0	2021, W, 70-64 (Quart)
South Carolina	3-2	2018, W, 69-64 (2nd)
Tennessee	3-4	2018, L, 84-66 (Semis)
Texas A&M	0-0	n/a
Vanderbilt	5-1	2020, W, 86-73 (1st)

AT THE NCAA TOURNEY

Overall: 45-33
 1st Rd: 17-8
 2nd Rd: 10-10
 Sweet 16: 7-5
 Elite 8: 6-4
 Final Four: 2-4
 Championship: 1-1
 Regional/Final Consolations: 2-1

RECORD BY OPPONENT

Opponent	Record	Last Meeting
Alabama	1-0	1991, W, 93-70 (Sweet 16)
Arizona	1-0	1994, W, 91-82 (Final 4)
Arizona State	1-0	1991, W, 97-90 (2nd)
Baylor	0-1	2021, L, 81-72 (Elite 8)
Bucknell	0-1	2006, L, 59-55 (1st)
Butler	0-1	2018, L, 79-62 (1st)
Cal St-Fullerton	1-0	1979, W, 61-58 (Elite 8)
Cincinnati	0-1	1958, L, 97-62 (Final 4 con)
Colgate	1-0	2021, W, 85-68 (1st)
Dayton	1-0	1990, W, 86-84 (2nd)
Duke	1-1	1994, W, 76-72 (Final)
Georgetown	1-1	2001, L, 63-61 (1st)
Georgia State	1-0	1991, W, 117-76 (1st)
Holy Cross	1-0	1993, W, 94-64 (1st)
Indiana	1-0	2008, W, 86-72 (1st)
Indiana State	0-1	1980, L, 73-71 (Elite 8)
Iowa	1-1	1999, L, 82-72 (2nd)
Kansas	0-1	1991, L, 93-71 (Elite 8)
Kansas State	0-2	1982, L, 65-64 (2nd)
Kentucky	0-1	1979, L, 64-59 (Final 4)
LSU	0-1	1981, L, 75-56 (Sweet 16)
Louisville	2-2	1989, L, 93-74 (2nd)
Loyola-Marymount	1-0	1989, W, 120-101 (1st)
Marquette	1-0	1996, W, 65-56 (2nd)
UMass	0-1	1996, L, 79-63 (Sweet 16)
Memphis	1-1	1995, W, 96-91 OT (Sweet 16)
Mercer	1-0	1981, W, 73-67 (1st)
Miami (Fla.)	0-1	2000, L, 75-71 (1st)
Michigan	1-0	1994, W, 76-68 (Elite 8)
Murray State	1-0	1992, W, 80-60 (1st)
Nebraska	1-0	1998, W, 74-65 (1st)

#PROHOGS

40

NBA Draft
Selections

16

All-Star Game
Appearances

14

All-Defensive
Team Honors



PATRICK BEVERLEY

- 10th Year in NBA
- 3x NBA All-Defensive Team
- 2009 - 2nd RD/42nd overall



ISAIAH JOE

- 2nd Year in NBA
- 2020 - 2nd RD/49th overall



DANIEL GAFFORD

- 3rd Year in NBA
- 2019 - 2nd RD/38th overall



MOSES MOODY

- 1st Year in NBA
- 1st Hog to be "1 & Done"
- 2021 - 1st RD/14th Pick



BOBBY PORTIS

- 7th Year in NBA
- 2021 NBA Champion
- 2015 - 1st RD/22nd overall

13

First Round
Draft Picks

7

All-NBA
Selections

5

NBA
Champions



PROHOGS AROUND THE WORLD

Adrio Bailey	Sopron KC (Hungary)
Jaylen Barford	Astana (Kazakhstan)
Coty Clarke	Toyama Grouses (Japan)
Jeantal Cylla	Union SF (Argentina)
Jabril Durham	Fortitudo (Italy)
Courtney Fortson	Bney Herzliya (Israel)
Sergio Gipson	Triplets (USA BIG3)
Dusty Hannahs	Adelaide 36ers (Australia)
Delvon Johnson	Usti n/Labem (Czech Republic)
Joe Johnson	Triplets (USA BIG3)
Mason Jones	South Bay Lakers (NBA G League)
Moses Kingsley	Ionikos (Greece)
Daryl Macon	Panathinaikos (Greece)
Rashad Madden	Brno (Czech Republic)
Jannero Pargo	Triplets (USA BIG3)
Michael Qualls	Craiova (Romania)
Jalen Tate	Giessen 46ers (Germany)
Charles Thomas	Nantes (France)
Dustin Thomas	Ironi Nahariya (Israel)
Jimmy Whitt Jr.	Cleveland Charge (NBA G League)





ERIC MUSSELMAN

ARKANSAS HEAD COACH

San Diego, 1987

51-19 • 2nd year as Arkansas head coach
161-53 • 7th year as collegiate head coach
503-291 • 14 seasons as professional head coach

- 1996 USBL Coach of the Year
- 2003 NBA Coach of the Year Runner-Up
- 2012 NBA D-League Coach of the Year
- 2016 Bleacher Report's Mountain West Coach of the Year
- 2017 USBWA District VIII Coach of the Year
- 2018 USBWA District VIII Coach of the Year
- 2018 NABC District 17 Coach of the Year
- 2018 Mountain West Coach of the Year
- 2021 Jim Phelan Coach of the Year Finalist
- 2021 Werner Ladder Naismith Coach of the Year Semifinalist
- 2021 Basketball Times Midlands District Coach of the Year

COLLEGIATE HEAD COACHING RECORD

Year	Overall	Conf	Finish	Conf Tourn	NCAA/CBI Postseason
2015-16	24-14	10-8	MW (T4th)	1-1	5-1 • CBI Champion
2016-17	28-7	14-4	MW (1st)	3-0 *	0-1 • #12 seed NCAA 1st Rd
2017-18	29-8	15-3	MW (1st)	1-1	2-1 • #7 seed NCAA Sweet 16
2018-19	29-5	15-3	MW (1st)	1-1	0-1 • #7 seed NCAA 1st Rd
2019-20	20-12	7-11	SEC (T10th)	1-0 +	Canceled
2020-21	25-7	13-4	SEC (2nd)	1-1	3-1 • #3 seed Elite 8
2021-22	6-0	--	--	--	--
Totals	161-53	74-33		8-4	10-5 (5-4 NCAA / 5-1 CBI)

* - Tournament champion / + - SEC Tourney canceled after Rd 1

MUSSELMAN'S CAREER AS HEAD COACH

NOTE: Professional basketball **DOES NOT** count postseason toward season W-L record nor to head coach W-L record

Year	Team	League	Record	Note for the Season	Reg. Season Div./Conf. Finish	Postseason
1989-90	Rapid City	CBA	42-14	MOST WINS IN CBA	1st National Conf.	Finals (8-8) *
1991-92	Rapid City	CBA	37-19	2nd-most wins in CBA	1st National Conf.	Finals (9-7) *
1992-93	Rapid City	CBA	44-12	MOST WINS IN CBA	1st National Conf.	Conf. Finals (5-3) *
1993-94	Rapid City	CBA	37-19	MOST WINS IN CBA	1st National Conf.	Conf. Finals (5-5) *
1994-95	Rapid City	CBA	31-25	6th-most wins in CBA	5th National Conf.	Conf. 1st Rd (0-2) *
1995-96	Florida	CBA	41-15	MOST WINS IN CBA	1st National Conf.	Conf. Finals (5-3) *
1996-97	Florida	CBA	38-18	2nd-most wins in CBA	1st American Conf.	Finals (7-6) *
1995	Florida	USBL	25-2	MOST WINS IN USBL	1st Overall	Champion (1-0) *
1996	Florida	USBL	28-1	MOST WINS IN USBL	1st Southern Div.	Champion (3-0) *
2002-03	Golden State	NBA	38-44	6th Pacific Division	11th Western Conf.	--
2003-04	Golden State	NBA	37-45	T4th Pacific Division	11th Western Conf.	--
2006-07	Sacramento	NBA	33-49	5th Pacific Division	11th Western Conf.	--
2010-11	Reno	D-League	34-16	2nd-most wins in NBADL	1st Western Conf.	Semifinals (2-3) *
2011-12	Los Angeles	D-League	38-12	MOST WINS IN NBADL	1st Western Conf.	Finals (5-2) *
2015-16	Nevada	NCAA	24-14	Led NCAA in FT Made	T4th Mountain West	CBI Champion (5-1)
2016-17	Nevada	NCAA	28-7	T16th for Most wins NCAA	1st Mountain West	#12 seed - NCAA 1st Rd (0-1)
2017-18	Nevada	NCAA	29-8	2nd in NCAA in A-T0 ratio	1st Mountain West	#7 seed - NCAA Sweet 16 (2-1)
2018-19	Nevada	NCAA	29-5	7th in NCAA in W-L%	1st Mountain West	#7 seed - NCAA 1st Rd (0-1)
2019-20	Arkansas	NCAA	20-12	Led NCAA in 3Pt% Def	T10th SEC	Canceled
2020-21	Arkansas	NCAA	25-7	NCAA: 2nd FT/11th Scoring	2nd SEC	#3 seed - NCAA Elite 8 (3-1)
2021-22	Arkansas	NCAA	6-0			
2010	Dominican Team		5-1	Silver Medal Centrobasket Championship		
2011	Venezuelan Team		12-9	5th FIBA Americas Championship		
2012	Venezuelan Team		7-4	Silver Medal FIBA South American Championship		

MUSSELMAN COMPOSITE COACHING RECORD

COLLEGIATE	7th Yr	Overall	Conf	Conf Tourn	NCAA/CBI	ALL POST
Nevada	4 yrs	155-53	74-33	8-4	5-4 / 5-1	18-9
Arkansas	3rd yr	51-19	20-15	6-3	2-3 / 5-1	13-7
				2-1	3-1 / ---	5-2

PROFESSIONAL 14 Seasons 503-291 (50-39 Postseason *)

CBA	7 years	270-122	(39-34 Postseason*)
Rapid City	5 years	191-89	(27-25 Postseason *)
Florida	2 years	79-33	(12-9 Postseason *)
USBL	2 years	53-3	(4-0 Postseason *)
Florida	2 years	53-3	(4-0 Postseason *)
NBA	3 years	108-138	--
Golden State	2 years	75-89	--
Sacramento	1 year	33-49	--
D-League	2 years	72-28	(7-5 Postseason *)
Reno	1 year	34-16	(2-3 Postseason *)
Los Angeles	1 year	28-12	(5-2 Postseason *)
INTERNATIONAL	3 Years	24-14	--
Dominican	1 years	5-1	--
Venezuelan	2 years	19-13	--

* - Note, professional basketball does not include playoff results in W-L record

* - Musselman's pro record including playoffs is 553-330

MUSSELMAN STOPS BY YEAR

1989-90	Head Coach	Rapid City Thrillers	CBA
1990-91	Asst. Coach	Minnesota Timberwolves	NBA
1991-92	Head Coach	Rapid City Thrillers	CBA
1992-93	Head Coach	Rapid City Thrillers	CBA
1993-94	Head Coach	Rapid City Thrillers	CBA
1994-95	Head Coach	Rapid City Thrillers	CBA
Spring '95	Head Coach	Florida Sharks	USBL
1995-96	Head Coach	Florida Beachdogs	CBA
Spring '96	Head Coach	Florida Sharks	USBL
1996-97	Head Coach	Florida Beachdogs	CBA
1998-99	Asst. Coach	Orlando Magic	NBA
1999-00	Asst. Coach	Orlando Magic	NBA
2000-01	Asst. Coach	Atlanta Hawks	NBA
2001-02	Asst. Coach	Atlanta Hawks	NBA
2002-03	Head Coach	Golden State Warriors	NBA
2003-04	Head Coach	Golden State Warriors	NBA
2004-05	Asst. Coach	Memphis Grizzlies	NBA
2005-06	Asst. Coach	Memphis Grizzlies	NBA
2006-07	Head Coach	Sacramento Kings	NBA
2007-10	• DID NOT COACH FOR 3 SEASONS •		
2010-11	Head Coach	Reno Bighorns	NBADL
2011-12	Head Coach	Los Angeles Defenders	NBADL
2012-13	Asst. Coach	Arizona State Sun Devils	NCAA
2013-14	Assoc. HC	Arizona State Sun Devils	NCAA
2014-15	Assoc. HC	LSU Tigers	NCAA
2015-16	Head Coach	Nevada Wolf Pack	NCAA
2016-17	Head Coach	Nevada Wolf Pack	NCAA
2017-18	Head Coach	Nevada Wolf Pack	NCAA
2018-19	Head Coach	Nevada Wolf Pack	NCAA
2019-20	Head Coach	Arkansas Razorbacks	NCAA
2020-21	Head Coach	Arkansas Razorbacks	NCAA
2021-22	Head Coach	Arkansas Razorbacks	NCAA



MUSSELMAN AT A GLANCE

Eric Musselman was named Arkansas' 13th head men's basketball coach on April 7, 2019. He has over 30 years of coaching experience, including his seventh as a collegiate head coach and 14 as a professional head coach.

In his first six years as a collegiate head coach, Musselman has won at least 20 games each season (24, 28, 29, 29, 20 and 20), advanced to all five postseasons played (including four straight NCAA tournaments) and reached two NCAA Sweet 16's, including an Elite 8 appearance with the Razorbacks in 2021.

Prior to entering the collegiate head coaching ranks, Musselman was a head coach for seven professional teams, including two seasons with the Golden State Warriors (2002-04) and one with the Sacramento Kings (2006-07). He won over 550 games as a professional head coach with a combined winning percentage of .626 (553-330).

Musselman played collegiately at the University of San Diego and helped the Toreros to NCAA Tournament berths in 1984 and 1987. He was recipient of the program's Bugelli Leadership Award as a senior.

Musselman is married to Danyelle Sargent Musselman, who has worked at ESPN, Fox Sports and the NFL Network as a broadcaster. Musselman has two sons, Michael and Matthew, and the couple has a daughter, Mariah.

Musselman's father Bill was also an NBA head coach and they were the first father-son combination to become head coaches in the NBA.

MUSSELMAN DID YOU KNOWS

- Named General Manager of CBA's Rapid City Thrillers at age of 22. The next year, became head coach of the Thrillers at he age of 23, the youngest coach in CBA history.
- From 1990-1997, had 26 players called up to the NBA, the highest number in the league during that span.
- Is the only person in CBA history to coach in five league All-Star Games (1990, 1992, 1993, 1994, 1997)
- The first coach in professional basketball history to win 100 games by the age of 28.
- At the age of 37, named head coach of the Golden State Warriors and was the youngest head coach ever hired by an NBA team at the time.
- He and his father, Bill, were first father-son combination to both become head coaches in NBA history.
- In 2003, was runner-up to Gregg Popovich for NBA Coach of the Year Award voting (231 points, including 26 first-place votes).
- Is the CBA's third all-time winningest coach (270-122 in seven seasons) and the most successful coach (54-3 in two seasons) in the history of the United States Basketball League.
- Led CBA in scoring (116.7 ppg) in 1992-93 and was 2nd in NBA in scoring (102.4 ppg) in 2002-03.
- Only needed 130 games to win his 100th game as a collegiate head coach. He was the 27th-fastest coach in NCAA history to reach 100 wins but was the ninth-fastest since 1970.
- In his first season at Arkansas, the Razorbacks led the NCAA in 3-point field goal percentage defense.

MUSSELMAN VS. ALL OPPONENTS

Opponent	Overall	at Nevada	at Arkansas	Last Meeting
Abilene Christian	1-0	0-0	1-0	12/20/20
Air Force	7-0	7-0	0-0	03/05/19
Akron	1-0	1-0	0-0	12/22/18
Alabama	2-1	0-0	2-1	02/24/21
Arizona State	1-0	1-0	0-0	12/07/18
Arkansas-Little Rock	1-0	1-0	0-0	11/16/18
Auburn	2-1	0-0	2-1	01/20/21
Austin Peay	1-0	0-0	1-0	11/12/19
Baylor	0-1	0-0	0-1	03/29/21
Boise State	7-2	7-2	0-0	02/02/19
Bradley	1-0	1-0	0-0	12/03/16
Buffalo	1-0	1-0	0-0	11/25/16
BYU	1-0	1-0	0-0	11/06/18
Cal State Fullerton	0-1	0-1	0-0	11/28/15
California Baptist	1-0	1-0	0-0	11/19/18
Central Arkansas	1-0	0-0	1-0	12/20/20
Charlotte	• FIRST MEETING •			
Cincinnati	2-0	1-0	1-0	11/23/21
Coastal Carolina	1-0	1-0	0-0	11/13/15
Colgate	1-0	0-0	1-0	03/19/21
Colorado State	7-1	7-1	0-0	02/02/19
Davidson	1-0	1-0	0-0	11/21/17
Drake	1-0	1-0	0-0	12/12/15
Eastern Washington	1-0	1-0	0-0	03/21/16
Elon	• FIRST MEETING •			
Florida	1-2	0-1	1-1	02/16/21
Fresno Pacific	1-0	1-0	0-0	12/09/15
Fresno State	6-3	6-3	0-0	02/23/19
LSU	1-1	0-0	1-1	03/05/20
Gardner-Webb	1-0	0-0	1-0	11/13/21
Georgia	1-1	0-0	1-1	01/09/21
Georgia Tech	1-0	0-0	1-0	11/25/19
Grand Canyon	1-0	1-0	0-0	12/09/18
Hawai'i	1-1	1-1	0-0	11/24/17
Hofstra	• FIRST MEETING •			
Holy Names	1-0	1-0	0-0	11/30/15
Idaho	1-0	1-0	0-0	11/10/17
Illinois State	1-0	1-0	0-0	11/29/17
Indiana	1-0	0-0	1-0	12/29/19
Iona	1-1	1-1	0-0	11/26/16
Iowa State	0-1	0-1	0-0	03/16/17
Kansas State	1-0	0-0	1-0	11/2/21
Kentucky	1-1	0-0	1-1	02/09/21
Little Rock	• FIRST MEETING •			
Lipscomb	1-0	0-0	1-0	12/05/20
LSU	2-3	0-0	2-3	03/13/21
Loyola-Chicago	1-1	1-1	0-0	11/28/18
Loyola Marymount	1-0	1-0	0-0	11/14/16
Ole Miss	2-0	0-0	2-0	01/27/21
Massachusetts	1-0	1-0	0-0	11/23/18
Mercer	1-0	0-0	2-0	11/09/21
Mississippi State	1-2	0-0	1-2	02/03/21
Mississippi Valley	1-0	0-0	1-0	11/25/20
Missouri	3-2	0-0	3-2	03/12/21
Montana	2-0	1-0	1-0	11/16/19
Montana State	1-0	1-0	0-0	11/15/15
Morehead State	2-1	2-1	0-0	04/01/16
New Mexico	5-3	5-3	0-0	02/09/19
North Texas	2-0	0-0	2-0	11/29/20

MUSSELMAN VS. ALL OPPONENTS

Opponent	Overall	at Nevada	at Arkansas	Last Meeting
Northern Iowa	1-0	0-0	1-0	11/17/21
Northern Kentucky	1-0	0-0	1-0	11/30/19
Oakland	1-0	1-0	0-0	11/23/16
Oklahoma	• FIRST MEETING •			
Oklahoma State	0-1	0-0	0-1	01/30/21
Oral Roberts	2-0	0-0	2-0	03/27/21
Oregon State	1-1	1-1	0-0	11/18/16
Pacific	4-0	4-0	0-0	11/09/18
Penn	1-0	0-0	1-0	11/28/21
Portland State	1-0	1-0	0-0	11/25/15
Radford	1-0	1-0	0-0	12/17/17
Rhode Island	1-0	1-0	0-0	11/13/17
Rice	1-0	0-0	1-0	11/05/19
Saint Mary's	0-1	0-1	0-0	11/11/16
San Diego State	3-7	3-7	0-0	03/0/19
San Francisco	0-1	0-1	0-0	12/23/17
San Jose State	6-0	6-0	0-0	01/09/19
Santa Clara	2-0	2-0	0-0	11/15/17
South Carolina	1-1	0-0	1-1	03/02/21
South Dakota	1-0	0-0	1-0	11/22/19
South Dakota State	1-0	1-0	0-0	12/15/18
Southern	1-0	0-0	1-0	12/09/20
Southern Cal	1-0	1-0	0-0	12/01/18
Southern Illinois	1-0	1-0	0-0	12/22/17
Tennessee	1-2	0-0	1-2	01/06/21
Texas	1-0	1-0	0-0	03/16/18
Texas A&M	2-1	0-0	2-1	03/07/20
Texas Tech	1-0	0-0	1-0	03/21/21
TCU	1-1	0-1	1-0	01/25/20
Texas Southern	1-0	0-0	1-0	11/19/19
Texas Tech	0-1	0-1	0-0	12/05/17
Towson	1-0	1-0	0-0	12/21/16
Tulsa	2-0	1-0	1-0	12/14/19
UC Davis	1-0	1-0	0-0	12/19/17
UC Irvine	2-0	2-0	0-0	12/02/17
UC Santa Barbara	1-0	1-0	0-0	12/22/16
UNLV	7-2	7-2	0-0	02/27/19
UT Arlington	1-0	0-0	1-0	12/02/20
Utah	1-0	1-0	0-0	12/29/18
Utah State	7-2	7-2	0-0	03/02/19
Valparaiso	1-0	0-0	1-0	12/21/19
Vanderbilt	3-0	0-0	3-0	01/23/21
Vermont	1-0	1-0	0-0	03/23/16
Washington	1-0	1-0	0-0	12/11/16
West Virginia	• FIRST MEETING •			
Western Kentucky	0-1	0-0	0-1	12/07/19
Wichita State	0-1	0-1	0-0	12/22/15
Wyoming	5-1	5-1	0-0	02/16/19

Totals 161-53 110-34 51-19

MUSSELMAN VS. CONFERENCES

American Athletic	4-0	CAA	1-0	Ohio Valley	3-1
American East	1-0	C-USA	3-1	Pac-12	5-1
ACC	1-0	Horizon League	2-0	Patriot League	1-0
Atlantic Sun	1-0	Ind./Non D-1	2-0	SEC	21-17
Atlantic 10	3-0	Ivy League	1-0	SoCon	1-0
Big East	0-0	MAAC	1-1	Southland	2-0
Big Sky	6-0	Mid-American	1-0	SWAC	3-0
Big South	3-0	MEAC	0-0	Summit League	4-0
Big Ten	1-0	Missouri Valley	7-2	Sun Belt	3-0
Big 12	4-5	Mountain West	60-21	WCC	8-2
Big West	5-2	Northeast	0-0	WAC	2-0

MUSSELMAN RECORD BREAKDOWN

OVERALL:	161-53
- AT ARKANSAS.....	51-19
Home:.....	92-10..... 34-5 at Arkansas
Away:.....	43-31..... 9-12 at Arkansas
Neutral:.....	26-12..... 8-2 at Arkansas

CONFERENCE GAMES:	74-33
- AT ARKANSAS.....	20-15
Home:.....	45-10..... 14-5 at Arkansas
Away:.....	29-23..... 6-10 at Arkansas

VS RANKED TEAMS:.... 5-9	AS RANKED TEAM: 53-14
- AT ARKANSAS..... 3-6	- AT ARKANSAS 15-2
Home:.....	1-3 / 1-3 at Ark
Away:.....	1-3 / 1-2 at Ark
Neutral:.....	3-3 / 1-1 at Ark
Home:.....	26-1 / 8-0 at Ark
Away:.....	13-6 / 1-0 at Ark
Neutral:.....	14-7 / 6-2 at Ark

RECORD BY MONTH:	
November:.....	40-4..... 15-0 at Arkansas
December:.....	32-8..... 11-1 at Arkansas
January:.....	32-15..... 8-9 at Arkansas
February:.....	31-12..... 9-6 at Arkansas
March:.....	24-14..... 8-3 at Arkansas
April:.....	1-0..... 0-0 at Arkansas

WHEN LEADING AT HALFTIME:	121-6
at Arkansas	38-2

WHEN TRAILING AT HALFTIME:	38-46
at Arkansas	13-17

WHEN TIED AT HALFTIME:	2-1
at Arkansas	0-0

OUT-REBOUNDING OPP:	96-13
at Arkansas	26-3

BEING OUT-REBOUNDED:	55-37
at Arkansas	22-15

REBOUNDS ARE EVEN:	10-2
at Arkansas	3-1

WHEN SCORING FIRST:	97-24
at Arkansas	31-8

WHEN OPPONENT SCORES FIRST:	64-29
at Arkansas	20-11

ONE-POSSESSION GAMES:	20-12
at Arkansas	5-4

OVERTIME GAMES:	8-6
at Arkansas	2-3

GAMES DECIDED BY 1-5 PTS OR LESS:	33-21
at Arkansas	9-7

GAMES DECIDED BY 6-10 PTS:	26-15
at Arkansas	11-7

GAMES DECIDED BY 11-19 PTS:	52-11
at Arkansas	19-3

GAMES DECIDED BY 20-PLUS PTS:	40-6
at Arkansas	12-2

SHOOTING 50 PERCENT OR BETTER:	51-2
at Arkansas	13-1

SHOOTING PCT. BETTER THAN OPP:	131-10
at Arkansas	42-5

SHOOTING PCT. WORSE THAN OPP:	28-42
at Arkansas	8-14

SHOOTING PCT. SAME AS OPP:	1-1
at Arkansas	0-0

OUT-SCORING OPP BENCH:	79-5
at Arkansas	26-4

OUT-SCORED BY OPP BENCH:	75-39
at Arkansas	22-15

BENCH SCORING EVEN:	7-0
at Arkansas	3-0

MOST POINTS BY A MUSSELMAN TEAM

NOTE: MISSING RESULTS FROM RAPID CITY (CBA) AND FLORIDA (USBL)				
142	Arkansas	Mississippi Valley State	11/25/20	W, 142-62
138	LA D-Fenders	Erie BayHawks	02/06/12	W, 138-107
135	LA D-Fenders	Stockton Kings	11/28/11	W, 135-103
135	Sacramento	Charlotte Bobcats	02/28/07	W, 135-120
135	Golden State	Orlando Magic	11/16/02	W, 135-92
133	Golden State	at Milwaukee Bucks	03/08/03	L, 133-138 (OT)
132	LA D-Fenders	Rio Grande Valley Vipers	12/05/11	W, 132-126
128	Sacramento	Los Angeles Lakers	12/29/06	L, 128-132 (OT)
128	Golden State	Utah Jazz	04/08/03	W, 128-102
127	LA D-Fenders	Canton Charge	01/30/12	W, 127-87
127	Reno	Idaho Stampede	12/01/10	W, 127-117
126	Reno	Rio Grande Valley Vipers	004/20/11	L, 126-134

PLAYER GAME HIGHS:

MOST POINTS:		
at Nevada:	45	Jordan Caroline at New Mexico 01/07/17
	40	Jordan Caroline at Colorado St 02/06/19
	37	D.J. Fenner vs UNLV 02/08/17
	34	Marqueze Coleman at Hawai'i 11/16/15
	33	Caleb Martin at Utah 12/29/18
	32	Marcus Marshall at Wyoming 01/14/17
	32	Marcus Marshall at Washington 12/11/16
	32	Tyron Criswell vs Eastern Washington 03/21/16
	30	4x

at Arkansas:	41	Mason Jones vs Tulsa 12/14/19
	40	Mason Jones vs Auburn 02/04/20
	38	Mason Jones vs Miss State 02/15/20
	37	Mason Jones vs Tennessee 02/26/20
	36	Mason Jones vs LSU 03/04/20
	34	Mason Jones vs South Carolina 01/29/20
	34	Isaiah Joe at Ole Miss 01/11/20
	33	Isaiah Joe vs Texas Southern 11/19/19
	32	Mason Jones vs Rice 11/05/19
	30	4x - Last: JD Notae vs Mercer 11/09/21

SEC Game: 40 Mason Jones vs Auburn 02/04/20
SEC Tourney: 28 Moses Moody vs LSU 03/13/20
NCAA Tourney: 27, Justin Smith vs Colgate 03/19/21
Bud Walton: 41 Mason Jones vs Tulsa 12/14/19
Road Game: 34 Isaiah Joe at Ole Miss 01/11/20
Neutral Site: 28 Moses Moody vs LSU 03/13/20
Ranked Opp: 40 Mason Jones vs Auburn 02/04/20
Frosh: 28 (4x) Moses Moody (Bama, USC, TX A&M, LSU)
Soph: 34 Isaiah Joe at Ole Miss 01/11/20
Junior: 41 Mason Jones vs Tulsa 12/14/19
Senior+: 30 (2x) last JD Notae vs Mercer 11/09/21
Season Opener: 32 Mason Jones vs Rice 11/05/19
SEC Opener 17 Isaiah Joe & Mason Jones vs TX A&M 01/04/20

MOST FIELD GOALS MADE:		
at Nevada:	17	Jordan Caroline at New Mexico 01/07/17
	13	Cody Martin vs Utah State 02/17/18
	12	Jordan Caroline at UNLV 02/25/17
	12	Cameron Oliver vs Eastern Washington 03/21/16
	12	D.J. Fenner v UNLV 02/08/17

at Arkansas:	14	Jimmy Whitt Jr. vs Vanderbilt 01/15/20
	12	Mason Jones vs Auburn 02/04/20
	12	Mason Jones vs Tulsa 12/14/19
	12	Mason Jones vs Rice 11/05/19
	11	5x - Last: JD Notae vs Mercer 11/09/21

MOST 3-POINTERS MADE:		
at Nevada:	8	Marcus Marshall at UNLV 02/25/17
	7	6x

at Arkansas:	8	Mason Jones at Texas A&M 03/07/20
	7	Isaiah Joe at Ole Miss 01/11/20
	6	Isaiah Joe at Texas A&M 03/07/20
	6	Isaiah Joe at Indiana 12/29/19
	6	Isaiah Joe vs Texas Southern 11/19/19

MOST FREE THROWS MADE:		
at Nevada:	15	Marcus Marshall vs Boise State 02/22/17
	15	Marqueze Coleman vs UNLV 01/23/16
	15	Marqueze Coleman at Hawai'i 11/16/15
	14	Jordan Caroline vs Rhode Island 11/13/17
	14	Marcus Marshall at Wyoming 01/14/17

at Arkansas:	18	Mason Jones vs Miss State 02/15/20
	16	Moses Moody vs Alabama 02/24/21
	15	Mason Jones vs South Carolina 01/29/20
	12	Mason Jones vs LSU 03/04/20
	12	Isaiah Joe vs Tennessee 02/26/20
	12	Mason Jones vs Tulsa 12/14/19
	11	5x - Last: Justin Smith vs Colgate 03/19/21

MOST REBOUNDS:		
at Nevada:	24	Cameron Oliver vs Fresno State 02/11/16
	21	Cameron Oliver at UNLV 02/20/16
	17	Cameron Oliver vs Colorado State 03/04/17
	16	6x

at Arkansas:	17	Justin Smith vs Oral Roberts 12/20/20
	16	Connor Vanover vs North Texas 11/28/20
	15	Jimmy Whitt Jr. vs LSU 03/04/20
	14	Justin Smith vs Oral Roberts (03/27/21
	12	4X - Last: Justin Smith vs Colgate 03/19/21

SEC Game: 15 Jimmy Whitt Jr. vs LSU 03/04/20
SEC Tourney: 9 Moses Moody vs LSU 03/13/20
NCAA Tourney: 14 Justin Smith vs Oral Roberts 03/27/21
Bud Walton: 17 Justin Smith vs Oral Roberts 12/20/20
Road Game: 12 Jimmy Whitt Jr. at Western Ky 12/07/19
Neutral Site: 12 Justin Smith vs Colgate 03/19/21
Ranked Opp: 12 Justin Smith vs Alabama 02/24/21
Frosh: 10 (5x) last by Jaylin Williams vs Texas Tech 03/21/21
Soph: 16 Connor Vanover vs North Texas 11/28/20
Junior: 12 Mason Jones vs South Carolina 01/29/20
Senior+: 17 Justin Smith vs Oral Roberts 12/20/20
Season Opener: 11 Au'Diese Toney vs Mercer 11/09/21
SEC Opener 6 Mason Jones vs Texas A&M 01/04/20

MOST OFFENSIVE REBOUNDS:

at Nevada:	11	AJ West at Pacific 11/21/15
	8	Cameron Oliver vs Fresno State 02/11/16
at Arkansas:	11	Justin Smith vs Oral Roberts 03/27/21
	10	Justin Smith vs Oral Roberts 12/12/20
	6	Au'Diese Toney vs Cincinnati 11/23/21
	6	Justin Smith vs UT Arlington 12/02/20
	6	Reggie Chaney at Missouri 02/08/20
	5	6x - Last: Au'Diese Toney vs Mercer 11/09/21

MOST DEFENSIVE REBOUNDS:

at Nevada:	16	Cameron Oliver vs Fresno State 02/11/16
	14	Cameron Oliver vs Colorado State 03/04/17
	14	Cameron Oliver at Wyoming 01/14/17
	13	Cameron Oliver vs Colorado State 03/11/17
	13	Cameron Oliver at Air Force 02/15/17
at Arkansas:	14	Connor Vanover vs North Texas 11/28/20
	14	Jimmy Whitt Jr. vs LSU 03/04/20
	11	Mason Jones vs South Carolina 01/29/20
	9	6x - Last: Connor Vanover vs UCA 12/12/12

MOST ASSISTS:

at Nevada:	11	Cody Martin vs BYU 11/06/18
	11	Cody Martin vs Colorado State 02/25/18
	11	Marqueze Coleman vs Holy Names 11/30/15
	10	Cody Martin vs Little Rock 11/16/18
	10	Cody Martin vs Pacific 11/09/18
	10	Marcus Marshall vs Colorado State 03/04/17
at Arkansas:	11	Jalen Tate vs UCA 12/12/12
	10	Jalen Tate vs Georgia 01/09/21
	9	Mason Jones at Ole Miss 01/11/20
	8	Jalen Tate at Vanderbilt 01/23/21
	8	Mason Jones vs Vanderbilt 01/15/20

SEC Game: 10 Jalen Tate vs Georgia 01/09/21
SEC Tourney: 6 Mason Jones vs Vanderbilt 03/11/20
NCAA Tourney: 6 Jalen Tate vs Oral Roberts 03/27/21
Bud Walton: 11 Jalen Tate vs Central Arkansas 12/12/12
Road Game: 9 Mason Jones at Ole Miss 01/11/20
Neutral Site: 6 Jalen Tate vs Oral Roberts 03/27/21
Ranked Opp: 6 by Jalen Tate at Tennessee 01/06/21
Frosh: 6 Davonte Davis (2x) vs Georgia and vs LSU
Soph: 7 (2x) - Last Jaylin Williams vs UNI 11/17/21
Junior: 9 Mason Jones at Ole Miss 01/11/20
Senior: 11 Jalen Tate vs Central Arkansas 12/12/12
Season Opener: 7 Isaiah Joe vs Rice 11/05/19
SEC Opener 5 Jalen Harris vs Texas A&M 01/04/20

MOST STEALS:

at Nevada:	5	Caleb Martin vs California Baptist 11/19/18
	5	Jordan Caroline at San Diego St 02/12/17
	5	Marqueze Coleman at New Mexico 12/30/15
	4	17x

at Arkansas:	7	JD Notae vs Mercer 11/09/21
	5	Justin Smith vs Colate 03/19/21
	5	JD Notae at South Carolina 03/02/21
	5	Justin Smith vs Florida 02/16/21
	5	Mason Jones at Georgia Tech 11/25/19
	5	Isaiah Joe vs Texas Southern 11/19/19
	5	Mason Jones vs Rice 11/05/19

SEC Game: 5 (3x) last JD Notae at South Carolina
SEC Tourney: 4 Davonte Davis vs LSU 03/13/20
NCAA Tourney: 5 Justin Smith vs Colgate 03/19/21
Bud Walton: 7 JD Notae vs Mercer 11/09/21
Road Game: 5 (2x) last JD Notae at South Carolina
Neutral Site: 4 Davonte Davis vs LSU 03/13/20
Ranked Opp: 4 Desi Sills vs Auburn 02/04/20
Frosh: 4 Davonte Davis vs LSU 03/13/20
Soph: 5 Isaiah Joe vs Texas Southern 11/19/19
Junior: 5 (4x) last JD Notae vs Colgate 03/19/21
Senior: 7 JD Notae vs Mercer 11/09/21
Season Opener: 7 JD Notae vs Mercer 11/09/21
SEC Opener 3 Mason Jones vs Texas A&M 01/04/20

MOST BLOCKED SHOTS:

at Nevada:	6	Cameron Oliver vs Morehead State 04/01/16
	5	7x
at Arkansas:	6	Connor Vanover vs North Texas 11/28/20
	5	Connor Vanover at Oklahoma St. 01/30/21
	5	Connor Vanover vs Ole Miss 01/27/21
	5	Adrio Bailey vs Valpo 12/21/19
	5	Adrio Bailey vs Texas Southern 11/19/19
	4	5x - Last Connor Vanover at S. Carolina 02/03/21

SEC Game: 5 Connor Vanover vs Ole Miss 01/27/21
SEC Tourney: 3 (3x) last Ethan Henderson vs LSU 03/13/21
NCAA Tourney: 3 Moses Moody vs Oral Roberts 03/27/21
Bud Walton: 6 Connor Vanover vs North Texas 11/28/20
Road Game: 5 Connor Vanover at Oklahoma State 01/30/21
Neutral Site: 5 Adrio Bailey vs Valpo 12/21/19
Ranked Opp: 4 Jalen Tate vs Alabama 02/24/21
Frosh: 4 Jaylin Williams vs LSU 02/27/21
Soph: 6 Connor Vanover vs North Texas 11/28/20
Junior: 3 (2x) last Ethan Henderson vs LSU 03/13/21
Senior: 5 Adrio Bailey 2x
Season Opener: 3 Connor Vanover vs Miss Valley 11/25/20
SEC Opener 1 Adrio Bailey & Jimmy Whitt vs TX A&M 01/04/20

TEAM GAME HIGHS:

MOST POINTS:			
at Nevada:	119	vs Fresno State 12/09/15	W, 119-70
	110	vs UMass 11/23/18	W, 110-87
	108	vs Holy Names 11/30/15	W, 108-57
	105	at New Mexico 01/07/17	W, 105-104 (OT)
	104	vs UNLV 02/08/17	W, 104-77
	103	at Wyoming 01/24/18	L, 103-104 (2OT)
	102	vs Fresno State 01/31/18	W, 102-92
	101	at UNLV 02/28/18	W, 101-75
	100	vs Colorado State 01/23/19	W, 100-60
at Arkansas:	142	vs Mississippi Valley 11/25/20	W, 142-62
	101	at South Carolina 03/02/21	W, 101-73
	100	vs UCA 12/12/12	W, 100-75
	99	vs Georgia 01/09/21	W, 99-69
	99	vs LSU 03/04/20	W, 99-90
	98	vs Tulsa 12/14/19	W, 98-79
	97	at Auburn 12/30/20	W, 97-89
	92	at Vanderbilt 01/23/21	W, 92-71
	91	vs Rice 11/05/19	W, 91-43
MOST FIELD GOALS MADE:			
at Nevada:	40	vs UMass 11/23/18	
	40	vs Fresno State 12/09/15	
	40	vs Holy Names 11/30/15	
	38	vs San Jose State 01/09/19	
	38	vs UNLV 02/08/17	
at Arkansas:	48	vs Mississippi Valley 11/25/20	
	40	vs Central Arkansas 12/12/20	
	37	at South Carolina 03/02/21	
	37	vs Rice 11/05/19	
	36	at Vanderbilt 01/23/21	
	36	vs Georgia 01/09/21	
MOST FIELD GOALS ATTEMPTED:			
at Nevada:	80	at UNLV 02/20/16	
	77	vs Colorado State 02/25/18	
	75	at New Mexico 01/07/17	
	74	vs Wyoming 01/03/18	
	74	at Wyoming 01/24/18	
	74	at Pacific 11/21/15	
at Arkansas:	86	vs Mississippi Valley 11/25/20	
	77	vs Oral Roberts 12/20/20	
	76	at LSU 01/13/21	
	76	vs Central Arkansas 12/12/20	
	71	vs Missouri 01/02/21	
	71	vs Texas Southern 11/19/19	
BEST FIELD GOAL PERCENTAGE:			
at Nevada:	.615 (40-65)	vs UMass 11/23/18	
	.597 (40-67)	vs Fresno State 12/09/15	
	.597 (40-67)	vs Holy Names 11/30/15	
	.593 (32-54)	at Utah State 02/17/18	
	.589 (33-56)	vs Fresno State 01/31/18	
at Arkansas:	.571 (36-63)	at Vanderbilt 01/23/21	
	.567 (34-60)	vs Tulsa 12/14/19	
	.558 (48-86)	vs Mississippi Valley 11/25/20	
	.552 (37-67)	at South Carolina 03/02/21	
	.552 (37-67)	vs Rice 11/05/19	
	.540 (27-50)	vs TCU 01/25/20	
MOST 3-POINT FIELD GOALS MADE:			
at Nevada:	17	at Pacific 11/18/17	
	15	vs Pacific 11/09/18	
	15	at Air Force 01/06/18	
	15	at Santa Clara 11/15/17	
	15	at New Mexico 01/07/17	
at Arkansas:	20	vs Mississippi Valley 11/25/20	
	15	at South Carolina 03/02/21	
	14	at Texas A&M 03/07/20	
	13	vs Gardner-Webb 11/13/21	
	12	5x - Last vs Georgia 01/09/21	
MOST 3-POINT FIELD GOALS ATTEMPTED:			
at Nevada:	39	vs South Dakota State 12/15/18	
	37	at Fresno State 01/12/19	
	37	vs San Jose State 02/21/18	
	34	vs San Jose State 01/09/19	
	34	at Pacific 11/18/17	
at Arkansas:	40	vs Mississippi Valley 11/25/20	
	34	vs Lipscomb 12/05/20	
	33	at South Carolina 03/02/21	
	33	vs Southern 12/09/20	
	32	at Texas A&M 03/07/20	
BEST 3-POINT FIELD GOAL PERCENTAGE:			
at Nevada:	.600 (6-10)	vs Morehead State 03/30/16	
	.588 (10-17)	at Fresno State 12/27/17	
	.579 (11-19)	vs Southern Illinois 12/22/17	
	.550 (11-20)	vs Oakland 11/23/16	
	.542 (13-24)	at UNLV 02/28/18	
	.542 (13-24)	at Air Force 02/15/17	
at Arkansas:	.667 (6-9)	vs TCU 01/25/20	
	.571 (12-21)	vs Georgia 01/09/21	
	.500 (20-40)	vs Mississippi Valley 11/25/20	
	.481 (13-27)	vs Gardner-Webb 11/13/21	
	.480 (12-25)	vs Missouri 02/22/20	
	.455 (15-33)	at South Carolina 03/02/21	

MOST FREE THROWS MADE:	
at Nevada:	39 vs Morehead State 04/01/16
	36 vs Rhode Island 11/13/17
	35 vs Tulsa 11/22/18
	31 at Wyoming 01/14/17
	30 at Wyoming 01/24/18
at Arkansas:	36 vs LSU 03/04/20
	28 at Missouri 02/08/20
	27 vs Kansas State 11/22/21
	27 vs Alabama 02/24/21
	27 vs Tennessee 02/26/20
	26 3x - Last: vs Mississippi Valley 11/25/20
MOST FREE THROWS ATTEMPTED:	
at Nevada:	45 vs Morehead State 04/01/16
	44 vs Rhode Island 11/13/17
	43 at Pacific 11/21/15
	42 vs Tulsa 11/22/18
at Arkansas:	54 vs LSU 03/04/20
	43 vs Alabama 02/24/21
	40 vs South Carolina 01/29/20
	39 at Missouri 02/08/20
	36 at Tennessee 02/11/20
BEST FREE THROW PERCENTAGE:	
at Nevada:	.929 (13-14) vs Loyola-Chicago 03/22/18
	.929 (13-14) at Cal State Fullerton 11/28/15
	.900 (18-20) at Pacific 11/18/17
	.889 (16-18) at Fresno State 12/27/17
	.885 (23-26) vs Montana 03/16/16
	.885 (23-26) at Hawai'i 11/16/15
at Arkansas:	.944 (17-18) at LSU 01/08/20
	.929 (13-14) vs Mississippi State 02/02/21
	.923 (12-13) at South Carolina 03/02/21
	.917 (11-12) vs South Dakota 11/22/19
	.889 (16-18) vs Austin Peay 12/03/19
MOST REBOUNDS:	
at Nevada:	61 at Pacific 11/21/15
	60 vs Fresno Pacific 12/09/15
	57 vs Fresno State 02/13/16
	53 at UNLV 02/20/16
	50 vs San Jose State 12/28/16
at Arkansas:	58 Oral Roberts 12/20/20
	58 vs Mississippi Valley 11/25/20
	54 vs Lipscomb 12/05/20
	46 vs Southern 12/09/20
	45 4x - Last: vs Cincinnati 11/23/21
MOST OFFENSIVE REBOUNDS:	
at Nevada:	25 at Pacific 11/21/15
	19 vs Fresno Pacific 12/09/15
	19 vs Fresno State 02/13/16
	19 vs Florida 03/21/19
at Arkansas:	24 vs Oral Roberts 12/20/20
	20 vs Mississippi Valley 11/25/20
	18 vs Cincinnati 11/23/21
	18 vs Oral Roberts 03/27/21
	17 at LSU 01/13/21
	17 vs UT Arlington 12/02/20
MOST DEFENSIVE REBOUNDS:	
at Nevada:	43 vs Fresno State 02/13/16
	42 vs San Jose State 12/28/16
	41 vs Fresno Pacific 12/09/15
	40 vs Little Rock 11/16/18
	38 vs Mew Mexico 02/09/19
at Arkansas:	44 vs Lipscomb 12/05/20
	38 vs Mississippi Valley 11/25/20
	36 vs LSU 02/27/21
	36 vs Valparaiso 12/21/19
	35 vs Rice 11/05/19
MOST ASSISTS:	
at Nevada:	29 vs Holy Names 11/30/15
	27 at Santa Clara 11/15/17
	25 vs Illinois State 11/29/17
	25 at New Mexico 01/07/17
	24 vs UC Davis 12/19/17
at Arkansas:	26 vs Central Arkansas 12/12/20
	26 vs Mississippi Valley 11/25/20
	23 vs Gardner-Webb 11/13/21
	22 at Vanderbilt 01/23/21
	21 vs Northern Iowa 11/17/21
	21 vs Georgia 01/09/21
	19 2x last vs Vanderbilt 01/15/20
MOST STEALS:	
at Nevada:	15 vs San Jose State 01/09/19
	15 vs Utah State 01/02/19
	12 vs New Mexico 01/28/17
	13 at New Mexico 12/30/15
	11 4x
at Arkansas:	15 at Georgia Tech 11/25/19
	14 vs Auburn 02/04/20
	14 vs Rice 11/05/19
	13 Missouri 01/02/21
	13 at Auburn 12/30/20
	13 vs Texas Southern 11/19/19

MUSS TEAMS IN THE NCAA/CONFERENCE STATS						
	2015-16	2016-17	2017-18	2018-19	2019-20	2020-21
3-pt FG Att	176 / 8	37 / 2	29 / 2	51 / 2	115 / 5	26 / 3
A-Turnover Ratio	232 / 9	13 / 1	2 / 1	15 / 1	140 / 4	103 / 2
Assists/Gm	220 / 9	32 / 1	27 / 2	75 / 3	226 / 10	80 / 4
Blocks/Gm	7 / 1	64 / 3	74 / 2	100 / 2	84 / 9	17 / 4
Def Reb/Gm	19 / 1	31 / 2	92 / 6	31 / 2	287 / 12	33 / 2
Fewest Fouls	342 / 11	105 / 3	253 / 9	184 / 6	322 / 12	329 / 13
Fewest TO	335 / 11	59 / 1	24 / 1	21 / 1	59 / 1	320 / 10
FG Pct	251 / 9	146 / 5	60 / 3	68 / 4	147 / 6	100 / 4
FG Pct Defense	28 / 2	120 / 7	140 / 4	42 / 3	169 / 12	70 / 5
FT Attempts	2 / 1	13 / 1	16 / 2	16 / 1	8 / 2	4 / 1
FT Made	1 / 1	24 / 2	9 / 2	17 / 1	3 / 1	2 / 1
FT Pct	43 / 2	159 / 6	66 / 2	167 / 6	102 / 6	68 / 4
Off Reb/Gm	76 / 2	132 / 3	255 / 7	205 / 6	325 / 14	44 / 8
Fouls/Gm	275 / 8	35 / 1	95 / 1	126 / 3	311 / 11	131 / 3
Reb Margin	4 / 2	72 / 1	232 / 81	97 / 3	342 / 14	56 / 3
Scoring Defense	177 / 5	151 / 6	191 / 6	55 / 1	185 / 9	189 / 8
Scoring Margin	117 / 5	39 / 1	27 / 1	9 / 1	70 / 4	24 / 1
Scoring Offense	113 / 5	37 / 1	18 / 2	28 / 1	56 / 5	11 / 2
Steals/Gm	98 / 3	262 / 8	174 / 6	172 / 4	41 / 1	48 / 4
3 Pt FG Defense	59 / 2	18 / 2	20 / 1	113 / 3	1 / 1	174 / 9
3 PT FG/Game	323 / 11	33 / 2	31 / 3	74 / 3	143 / 4	169 / 5
3 PT FG Pct	314 / 11	42 / 1	26 / 2	155 / 6	175 / 5	198 / 7
3 PT FGM	251 / 9	22 / 2	15 / 2	59 / 2	129 / 4	39 / 4
Total Assists	112 / 2	30 / 2	10 / 1	69 / 2	251 / 10	12 / 1
Total Blocks	3 / 1	50 / 3	44 / 1	88 / 2	81 / 7	3 / 2
Total Rebounds	2 / 1	25 / 3	44 / 2	63 / 2	306 / 14	4 / 3
Total Rebs/Gm	18 / 1	41 / 1	171 / 6	72 / 4	322 / 14	18 / 2
Total Steals	40 / 3	208 / 9	85 / 2	157 / 4	34 / 1	5 / 2
Turnover Margin	184 / 5	169 / 7	22 / 2	22 / 1	9 / 1	58 / 2
Turnovers Forced	154 / 5	306 / 10	191 / 6	127 / 3	29 / 1	52 / 7
Fewest TO/Gm	208 / 7	26 / 2	4 / 1	13 / 1	47 / 1	151 / 3
W-L Pct	93 / 3	17 / 1	17 / 1	7 / 1	89 / 5	17 / 2
MOST BLOCKED SHOTS:						
at Nevada:	11	at Oregon State 12/05/15				
	10	at Wyoming 01/20/16				
	10	vs Holy Names 11/30/15				
	9	vs UNLV 03/08/18				
	8	at New Mexico 01/07/17				
	8	3x				
at Arkansas:	11	vs Alabama 02/24/21				
	10	vs Texas Southern 11/19/19				
	8	vs Central Arkansas 12/12/20				
	8	vs Southern Texas 12/09/20				
	8	vs North Texas 11/28/20				
	8	at Texas A&M 03/07/20				
	8	vs Valparaiso 12/21/19				
MOST TURNOVERS:						
at Nevada:	21	at Texas Tech 12/05/17				
	21	vs Morehead State 03/30/16				
	20	vs Fresno Pacific 12/09/15				
	20	at San Diego State 03/11/16				
	17	3x				
at Arkansas:	21	vs Rice 11/05/19				
	20	vs Missouri 03/12/21				
	20	at Tennessee 01/06/21				
	20	vs Austin Peay 12/03/19				
	19	vs Valparaiso 12/21/19				
MOST FOULS:						
at Nevada:	38	at Wichita State 12/22/15				
	30	at New Mexico 01/07/17				
	30	at New Mexico 12/30/15				
	28	at Utah State 03/02/19				
at Arkansas:	32	at Missouri 02/08/20				
	28	Missouri 01/02/21				
	28	at Texas A&M 03/07/20				
	26	at Tennessee 02/11/20				
	23	3x - Last: vs South Carolina 01/29/20				
OPPONENT GAME HIGHS (at Ark):						
POINTS	99	at Georgia 02/29/20				
	92	at LSU 01/13/21				
	90	at Alabama 01/16/21				
	90	vs LSU 03/04/20				
	86	at Western Kentucky 12/07/19				
	85	at Auburn 12/30/20				
FG MADE	38	at Georgia 02/29/20				
	34	at LSU 01/13/21				
	31	vs Texas A&M 03/06/21				
	31	at Oklahoma State 01/31/21				
	31	at Alabama 01/16/21				
	31	vs LSU 03/04/20				
	31	at Western Kentucky 12/07/19				
FG ATTEMPTS	76	vs LSU 02/21/27				
	72	at South Carolina 02/03/21				
	72	vs Mississippi Valley 11/25/20				
	72	vs Valparaiso 12/21/19				
	70	vs LSU 03/04/20				
	69	vs Georgia 01/09/21				

FG PCT	.588 (30-51)	vs Mississippi State 02/15/20
	.567 (38-67)	at Georgia 02/29/20
	.523 (34-65)	at LSU 01/13/21
	.519 (28-54)	at Auburn 12/30/20
	.509 (28-55)	vs South Carolina 01/29/20
	.508 (31-61)	vs Texas A&M 03/06/21
	.508 (31-61)	at Oklahoma State 01/31/21
3 PT MADE	17	vs Northern Iowa 11/17/21
	15	at Alabama 01/16/21
	15	at Auburn 12/30/20
	14	at Kentucky 02/09/21
	13	vs Gardner-Webb 11/13/21
	13	vs Mercer 11/09/21
	13	at Missouri 02/13/21
	13	vs Mississippi Valley 11/25/20
3 PT ATT	39	vs Mississippi Valley 11/25/20
	37	vs Northern Iowa 11/17/21
	33	vs Alabama 02/24/21
	32	at Missouri 02/13/21
	31	5x - Last: vs Gardner-Webb 11/13/21
3 PT PCT	.538 (14-26)	at Kentucky 02/09/21
	.533 (8-15)	vs Baylor 03/29/21
	.517 (15-29)	at Auburn 12/30/20
	.474 (9-19)	vs LSU 03/13/21
	.459 (17-37)	vs Northern Iowa 11/17/21
FT MADE	34	at Missouri 02/08/20
	28	vs Missouri 01/02/21
	27	at Mississippi State 01/22/20
	25	at Ole Miss 01/11/20
FT ATTEMPTS	44	at Missouri 02/08/20
	39	vs Missouri 01/02/21
	33	vs South Carolina 01/29/20
	31	at Texas A&M 03/07/20
	31	at Mississippi State 01/22/20
FT PCT	1.000 (14-14)	vs Florida 02/16/21
	.962 (25-26)	at Ole Miss 01/11/20
	.871 (27-31)	at Mississippi State 01/22/20
	.867 (13-15)	vs LSU 03/13/21
	.846 (11-13)	vs Austin Peay 12/03/19
REBOUNDS	53	at LSU 01/08/20
	52	at Missouri 02/08/20
	51	vs Missouri 01/02/21
	48	at LSU 01/13/21
	47	2x - Last: vs Kentucky 01/18/20
OFF REB	23	at LSU 01/08/20
	16	at Missouri 02/08/20
	15	4x
DEF REB	41	vs Missouri 01/02/21
	37	at Georgia Tech 11/25/19
	35	vs Kentucky 01/18/20
	34	at Alabama 01/16/21
	34	at LSU 01/13/21
	34	vs Valparaiso 12/21/19
ASSISTS	18	at Kentucky 02/09/21
	18	at Alabama 01/16/21
	17	vs Northern Iowa 11/17/21
	17	Gardner-Webb 11/13/21
	17	vs Mercer 11/09/21
	17	vs Baylor 03/29/21
	17	vs Colgate 03/19/21
	17	at Tennessee 02/11/20
STEALS	12	at Alabama 01/16/21
	10	vs LSU 03/13/21
	10	at Oklahoma State 01/30/21
	10	at Tennessee 01/06/21
	10	vs Northern Kentucky 11/30/19
	9	5x - Last: vs Penn 11/28/21
BLOCKS	9	vs Auburn 01/20/21
	9	at Tennessee 01/06/21
	7	at Oklahoma State 01/30/21
	7	vs Oral Roberts 12/20/20
	6	6x - Last: vs Ole Miss 01/27/21
TURNOVERS	27	vs Rice 11/05/19
	26	vs Mississippi State 02/02/21
	24	at Georgia Tech 11/25/19
	24	vs Texas Southern 11/19/19
	23	vs Montana 11/16/19
FOULS	35	vs LSU 03/04/20
	33	vs South Carolina 01/29/20
	32	vs Alabama 02/24/21
	29	vs Missouri 01/02/21
	27	2x - Last: at Missouri 02/08/20

ARKANSAS TEAM GAME LOWS:

FEWEST PTS	59	at Alabama 01/16/21
	59	at Florida 02/18/20
	61	vs Mississippi State 02/02/21
	61	at Tennessee 02/11/20
	62	at Georgia Tech 11/25/19
FEWEST FG	15	at Tennessee 02/11/20
	19	vs Missouri 01/02/21
	19	vs Kentucky 01/18/20
	20	vs North Texas 11/12/19

	20	vs Montana 11/16/19
FEWEST FGA	45	vs North Texas 11/12/19
	46	vs Austin Peay 12/03/19
	49	at Tennessee 02/11/20
LOWEST FG%	.268 (19-71)	vs Missouri 01/02/21
	.306 (15-49)	at Tennessee 02/11/20
	.333 (21-63)	at Alabama 01/16/21
	.333 (19-57)	vs Kentucky 01/18/20
	.342 (26-79)	at LSU 01/13/21
FEWEST 3PT FG	1	vs Oral Roberts 03/27/21
	2	vs Mississippi State 02/02/21
	3	vs Penn 11/28/21
	3	vs Cincinnati 11/23/21
	3	vs Kansas State 11/22/21
	3	vs Northern Kentucky 11/30/19
	3	at Missouri 02/08/20
	3	at Florida 02/18/20
	4	9x - Last vs Texas Tech 03/21/21
FEWEST 3 FGA	9	vs Oral Roberts 03/27/21
	9	vs TCU 01/25/20
	11	s Baylor 03/29/21
	14	vs Alabama 02/24/21
	14	at Missouri 02/08/20
	15	3x - Last: vs Missouri 03/12/21
LOWEST 3 PT%	.111 (1-9)	vs Oral Roberts 03/27/21
	.118 (2-17)	vs Mississippi State 02/02/21
	.136 (3-22)	vs Kansas State 11/22/21
	.167 (4-24)	vs Oral Roberts 12/20/20
	.167 (3-18)	vs Northern Kentucky 11/30/19
	.176 (3-17)	vs Penn 11/28/21
	.176 (3-17)	vs Cincinnati 11/23/21
FEWEST FT	4	at Oklahoma State 01/30/21
	6	at Mississippi State 01/22/20
	7	vs Rice 11/05/19
	8	4x - Last: at Tennessee 01/06/21
FEWEST FTA	7	at Oklahoma State 01/30/21
	8	vs Central Arkansas 12/12/20
	10	at Tennessee 01/06/21
	11	vs Rice 11/05/19
	11	at Mississippi State 01/22/20
LOWEST FT%	.471 (8-17)	vs Southern 12/09/20
	.533 (8-15)	vs Vanderbilt 01/15/20
	.545 (6-11)	at Mississippi State 01/22/20
	.563 (9-16)	vs Penn 11/28/21
FEWEST REBS	23	vs Missouri 02/22/20
	24	vs North Texas 11/12/19
	24	at LSU 01/08/20
	25	at Texas A&M 03/07/20
FEWEST OFF REB	2	vs Missouri 02/22/20
	3	at LSU 01/08/20
	3	at Georgia Tech 11/25/19
	4	vs North Texas 11/12/19
	5	at South Carolina 03/02/21
	5	at Kentucky 02/09/21
FEWEST DEF REB	15	at Florida 02/18/20
	18	at Tennessee 02/11/20
	18	vs TCU 01/25/20
	19	vs Mississippi State 02/15/20
FEWEST ASSISTS	6	at Tennessee 02/11/20
	7	vs Kansas State 11/22/21
	7	vs Missouri 01/02/21
	7	at Alabama 02/01/20
	8	6x - last at Alabama 01/16/21
FEWEST STEALS	0	vs Texas Tech 03/21/21
	2	at Tennessee 01/06/21
	4	at Western Kentucky 12/07/19
	4	vs Mississippi State 02/15/20
	4	vs LSU 03/04/20
FEWEST BLOCKS	1	vs Texas Tech 03/21/21
	1	vs Georgia 01/09/21
	1	vs Northern Kentucky 11/30/19
	1	vs South Carolina 01/29/20
	1	vs Mississippi State 02/15/20
	1	at Florida 02/18/20
	2	8x last at Tennessee 01/06/21
FEWEST TO	5	vs Northern Iowa 11/17/21
	5	vs LSU 03/04/20
	6	at Kentucky 02/09/21
	6	at Georgia 02/29/20
	7	5x
FOULS	6	vs Mercer 11/09/21
	10	vs Southern 12/09/20
	12	vs Mississippi Valley 11/25/20
	14	5x: Last: vs Penn 11/28/21

OPPONENT GAME LOWS (at Ark):

FEWEST PTS	43	vs Rice 11/05/19
	43	vs North Texas 11/12/19
	44	vs Southern 12/09/20
	45	vs Mississippi State 02/02/21
	46	vs Montana 11/16/19
FEWEST FG	15	vs Mississippi State 02/02/21
	15	vs Lipscomb 12/05/20
	16	vs Rice 11/05/19
	17	vs North Texas 11/12/19
	18	2x - Last: vs Southern 12/09/20
FEWEST FGA	45	vs Texas A&M 01/04/20

	46	at Florida 02/18/20
	48	vs Vanderbilt 01/15/20
	49	vs Mississippi State 02/02/21
LOWEST FG%	.254 (15-59)	vs Lipscomb 12/05/20
	.286 (18-63)	vs Southern 12/09/20
	.286 (16-56)	vs Rice 11/05/19
	.306 (15-49)	vs Mississippi State 02/20/21
	.321 (18-56)	vs Montana 11/16/19
FEWEST 3PT FG	1	vs Ole Miss 01/27/21
	1	vs Southern 12/09/20
	2	vs North Texas 11/28/20
	2	vs Rice 11/05/19
	2	vs North Texas 11/12/19
	2	vs Montana 11/16/19
	2	vs Texas Southern 11/19/19
	2	at Georgia Tech 11/25/19
FEWEST 3 FGA	7	vs Mississippi State 02/15/20
	11	vs Texas Southern 11/19/19
	12	vs South Dakota 11/22/19
	12	at Georgia Tech 11/25/19
LOWEST 3 PT%	.063 (1-16)	vs Ole Miss 01/27/21
	.077 (1-13)	vs Southern 12/09/20
	.080 (2-25)	vs Rice 11/05/19
	.118 (2-17)	vs North Texas 11/12/19
	.125 (2-16)	vs Montana 11/16/19
FEWEST FT	3	vs Alabama 02/24/21
	3	vs Mississippi Valley 11/25/20
	6	vs LSU 02/27/21
	7	3x - Last: vs Southern 12/09/20
FEWEST FTA	3	vs Alabama 02/24/21
	6	vs Mississippi Valley 11/25/20
	10	vs Texas A&M 03/06/21
	10	vs Southern 12/09/20
	11	2x - last vs Gardner-Webb 11/13/21
LOWEST FT%	.375 (3-8)	vs Alabama 02/24/21
	.500 (6-12)	vs LSU 02/27/21
	.500 (9-18)	at Indiana 12/29/19
	.515 (17-33)	vs South Carolina 01/29/20
	.545 (12-22)	vs Vanderbilt 01/15/20
FEWEST REBS	22	vs Mercer 11/09/21
	27	vs Rice 11/05/19
	28	vs Penn 11/28/21
	28	at Tennessee 01/06/21
	28	vs Abilene Christian 12/20/20
	28	vs Mississippi State 02/15/20
FEWEST OFF REBS	4	vs Mercer 11/09/21
	4	vs Mississippi State 02/15/20
	4	vs Vanderbilt 01/15/20
	5	vs Gardner-Webb 11/13/21
	5	vs Missouri 03/12/21
	5	vs South Carolina 01/29/20
	5	vs Northern Kentucky 11/30/19
FEWEST DEF REBS	18	vs Mercer 11/09/21
	18	vs Baylor 03/29/21
	20	vs Texas A&M 03/06/21
	20	vs Abilene Christian 12/20/20
	20	vs UT Arlington 12/02/20
	20	vs Tennessee 02/26/20
	20	vs Austin Peay 12/03/19
FEWEST ASSISTS	5	vs Southern 12/09/20
	6	vs Florida 02/16/21
	6	at Ole Miss 01/11/20
	6	at Missouri 02/08/20
	7	4x - Last vs Kansas State 11/22/21
FEWEST STEALS	0	vs Vanderbilt 01/15/20
	1	vs Cincinnati 11/23/21
	1	at Kentucky 02/09/21
	1	at LSU 01/08/20
	2	vs LSU 02/27/21
	2	at Georgia 02/29/20
FEWEST BLOCKS	0	vs Georgia 01/09/21
	0	Southern 12/09/20
	0	vs North Texas 11/12/19
	0	vs Austin Peay 12/03/19
	1	10x - Last: vs Penn 11/28/21
FEWEST TO	5	at Tennessee 01/06/21
	7	vs Lipscomb 12/05/20
	8	vs LSU 02/27/21
	9	3x - Last: vs Texas Tech 03/21/21
FEWEST FOULS	12	at Tennessee 01/06/21
	12	vs Central Arkansas 12/12/20
	14	vs Penn 11/28/21
	14	vs Northern Iowa 11/17/21
	14	vs LSU 03/13/21
	14	at South Carolina 03/02/21
	14	at Oklahoma State 01/30/21

IN HIS FIRST SIX YEARS AS A COLLEGIATE HEAD COACH

- » Led the NCAA in 3-pt FG Pct Defense (2020)
- » Led the NCAA in Free Throws Made (2016)
- » Ranked 1st (3x) or 2nd (3x) six times in the league in FT Made
- » Ranked 1st (4x) or 2nd (2x) six times in the league in FT Attempts
- » 6x - Ranked among NCAA top 25 in FT Made AND FT Attempts
- » 4x - Led the league in Scoring Margin (2017, '18, '19, '21)
- » 4x - Led the league in Fewest Turnovers (2017, '18, '19, '20)
- » 3x - Led the league in Overall W-L Percentage (2017, '18, '19)
- » 3x - Led the league in Assist-To-TO Ratio (2017, '18, '19)
- » 3x - In NCAA top 20 in 3PTFG% Defense (2017, '18, '20)

OTHER TEAM HIGHLIGHTS

- » 2nd in the NCAA in Assist-To-TO Ratio (2018)
- » 2nd in the NCAA in Total Rebounds (2016)
- » 2nd in the NCAA in Free Throws Made (2021)
- » 3rd in the NCAA in Total Blocked Shots (2016)
- » 4th in the NCAA in Rebound Margin (2016)
- » 4th in the NCAA in Fewest TO Per Gm (2018)
- » 7th in the NCAA in Blocks Per Game (2016)
- » 9th in the NCAA in Scoring Margin (2019)
- » 9th in the NCAA in Turnover Margin (2020)
- » 10th in the NCAA in Total Assists (2018)

PLAYER HIGHLIGHTS

- » 6 Players in the NBA over past three years
- » 4x - Player led his league in 3-PT FG Made AND 3-PT FG Attempts
- » 3x - Player led his league in points scored
- » 4 All-American Honors (Caleb Martin 2x, Mason Jones, Moses Moody)
- » 2 Conference Players of the Year
- » 2 Conference Freshman of the Year
- » 3 Conference Newcomers of the Year
- » 5 All-Defensive Team Honors
- » 3 Conference 6th Man Award
- » 1 Conference Defensive Player of the Year
- » 17 All-Conference Honors

MUSSELMAN MILESTONE WINS

OVERALL

1	11/13/15	vs Coastal Carolina (Honolulu, Hawaii)	73-56
100	01/24/19	Colorado State (Reno, Nev.)	100-60
150	03/02/21	at South Carolina (Columbia, S.C.)	101-73

AT ARKANSAS

1	11/05/19	Rice (Fayetteville, Ark.)	91-43
50	11/23/21	vs Cincinnati (Kansas City, Mo.)	73-67

MUSSELMAN PLAYERS OF NOTE

CODY MARTIN

NEVADA

- Charlotte Hornets (Free Agent) • 2019-pres.
- 2x All-Mountain West (2018 and 2019)
- 2018 Mountain West Defensive Player of the Year

CALEB MARTIN

NEVADA

- Hornets (2019 2nd Rd / 36th pick) • Heat 2021-pres.
- 2x First Team All-America (2018 and 2019)
- 2018 Mountain West Player & Newcomer of the Year

JORDAN CAROLINE

NEVADA

- 3x First Team All-Mountain West (2018 and 2019)

CAM OLIVER

NEVADA

- Rockets (2021 Free Agent) • South Bay Lakers 2021-pres.
- Led Australian NBL in rebounding in 2020; named All-NBA

JALEN HARRIS

NEVADA

- Toronto Raptors (2nd Rd / 59th pick) • 2020

ISAIAH JOE

ARKANSAS

- Philadelphia 76ers (2nd Rd • 49th pick) • 2020-pres

MASON JONES

ARKANSAS

- Rockets & 76ers (2020 Free Agent) • South Bay Lakers 2021
- 2020 All-American
- 2020 SEC Player of the Year

MOSES MOODY

ARKANSAS

- Golden State Warriors (1st Rd • 14th pick) • 2021
- 1st "one-and-done" in Arkansas history
- 2021 All-American
- 2021 SEC Freshman & Newcomer of the Year

JD NOTAE

ARKANSAS

- 2021 Bleacher Report's National and SEC 6th Man of the Year

MUSSELMAN RECORD • POINTS SCORED

Scoring Below 50 Points:	0-0
- At Arkansas	0-0
Home:	0-0
Away:	0-0
Neutral:	0-0
Scoring 50-59 Points:	0-9
- At Arkansas:	0-1
Home:	0-1
Away:	0-6
Neutral:	0-2
Scoring 60-69 Points:	17-15
- At Arkansas	9-4
Home:	10-4
Away:	3-8
Neutral:	4-3
Scoring 70-79 Points:	55-21
- At Arkansas	17-10
Home:	31-4
Away:	14-12
Neutral:	10-5
Scoring 80-89 Points:	56-3
- At Arkansas	14-1
Home:	32-0
Away:	15-2
Neutral:	9-1
Scoring 90-99 Points:	22-1
- At Arkansas	7-0
Home:	13-0
Away:	8-1
Neutral:	1-0
Scoring 100 or More Points:	11-1
- At Arkansas	3-0
Home:	7-0
Away:	3-1
Neutral:	1-0

BEST WINNING PERCENTAGE among active NCAA Division I head coaches

(min 5 yrs • Division I wins)

(https://stats.NCAA.org/head_coaches • Thru Nov. 29)

1	Mark Few, Gonzaga	.835	637-126	23rd yr
2	Bill Self, Kansas	.766	734-224	29th yr
3	Mike Krzyzewski, Duke	.765	1177-361	47th yr
4	John Calipari, Kentucky	.763	748-232	30th yr
5	Chris Jans, New Mexico State	.761	121-38	6th yr
6	ERIC MUSSELMAN, ARKANSAS	.752	161-53	7th yr
	Brian Dutcher, San Diego St.	.752	100-33	5th yr
8	Tony Bennett, Virginia	.726	369-139	15th yr
9	Bruce Pearl, Auburn	.718	605-238	26th yr
10	Tom Izzo, Michigan State	.717	648-256	27th yr



MUSSELMAN RECORD • POINTS ALLOWED

Opponent Scores Below 50 Points:	7-0
- At Arkansas	5-0
Home:	6-0
Away:	1-0
Neutral:	0-0
Opponent Scores 50-59 Points:	25-1
- At Arkansas	7-0
Home:	18-1
Away:	6-0
Neutral:	1-0
Opponent Scores 60-69 Points:	65-6
- At Arkansas	21-0
Home:	39-0
Away:	12-2
Neutral:	14-4
Opponent Scores 70-79 Points:	44-19
- At Arkansas	12-0
Home:	23-5
Away:	14-11
Neutral:	7-3
Opponent Scores 80-89 Points:	18-16
- At Arkansas	5-6
Home:	7-3
Away:	8-11
Neutral:	3-2
Opponent Scores 90-99 Points:	2-6
- At Arkansas	1-3
Home:	2-2
Away:	0-3
Neutral:	0-1
Opponent Scores 100 or More Points:	1-2
- At Arkansas	0-0
Home:	0-0
Away:	1-2
Neutral:	0-0

GENERAL:

- Member of the Southeastern Conference Men's and Women's Basketball Leadership Council.
- Played four seasons at South Dakota ... Tabbed **first team All-Summit League twice** (2021 and 2019) and earned second team all-league honors in 2020 ... **Ranked ninth in the NCAA in scoring** (21.6) in 2020-21 ... Graduated from South Dakota in the spring of 2021 with a Bachelor of General Studies degree ... Scored 1,520 points in his career to rank 11th on the Coyotes' all-time list while pulling down 549 rebounds with 183 assists, 91 blocked shots (8th in USD history) and 55 steals.

2021-22 HIGHLIGHTS:

- UNI:** Just missed a double-double with 10 point and 9 rebounds (including 8 defensive).
- Penn:** Had 19 points and seven rebonds in the win ... Made 7-of-10 FG / 2-of-3 3PT.

DOUBLE-DOUBLES (13)

SOPHOMORE (3)		
12/29/18 • at North Dakota State	17 pts	11 reb
02/07/19 • OMAHA	24 pts	10 reb
02/20/19 • DENVER	18 pts	10 reb
JUNIOR (5)		
11/30/19 • at Northern Arizona ^	18 pts	14 reb
12/02/19 • at Washington ^	17 pts	13 reb
12/06/19 • MOUNT MARTY ^	19 pts	14 reb
01/19/20 • at South Dakota State	11 pts	10 reb
01/30/20 • at Denver	23 pts	13 reb
SENIOR (5)		
12/01/20 • at Nebraska	25 pts	12 reb
12/12/20 • vs South Dakota State	41 pts	11 reb
01/03/21 • DENVER	27 pts	11 reb
01/23/21 • at Western Illinois	14 pts	11 reb
02/13/21 • at North Dakota	26 pts	13 reb
^ - Consecutive games		

- Led his team/ARK in Pts: 40 / 0
- Led his team/ARK in Reb: 37 / 1
- Led his team/ARK Assists: 8 / 0
- Led his tm/ARK in PTS•REB Same Gm ... 13 / 0
- Led his tm/ARK in P•R•A Same Gm ... 4 / 0
- CAREER: Double-figure Pts: 74 / 3
- Double-figure Rebs: 14 / 0
- 20-pt gms: 31 / 0
- 30-pt gms - 40-pt gms: 5 - 1
- Gms with a 3PT FG: 63 / 3
- Gms with 3+ PT FG 9 / 0
- Gms with 2+ Steals: 11 / 0
- Gms with 3+ Assists: 31 / 1
- Gms with 5+ Rebs: 63 / 2

STANLEY UMUDE'S 2021-22 GAME STATS

Opponent	Date	GS	Min	FG	FGA	Pct	3FG	3A	Pct	FT	FTA	Pct	O	D	Tot	Avg	PF	FO	A	TO	Blk	Stl	Pts	Avg
MERCER	11/09/21	*	17	3	7	.429	0	1	.000	0	0	.000	1	2	3	3.0	0	0	1	1	0	0	6	6.0
GARDNER-WEBB	11/13/21		27	4	7	.571	1	1	1.000	0	0	.000	1	3	4	3.5	2	0	3	2	0	0	9	7.5
NORTHERN IOWA	11/17/21		29	4	10	.400	1	2	.500	1	2	.500	1	8	9	5.3	2	0	1	1	1	1	10	8.3
vs Kansas State	11/22/21		21	5	9	.556	0	2	.000	0	0	.000	1	3	4	5.0	3	0	0	2	1	2	10	8.8
vs Cincinnati	11/23/21		8	2	5	.400	0	1	.000	0	0	.000	0	1	1	4.2	0	0	0	1	0	1	4	7.8
PENN	11/28/21		34	7	10	.700	2	3	.667	3	5	.600	0	7	7	4.7	2	0	0	2	1	1	19	9.7
Totals		1	136	25	48	.521	4	10	.400	4	7	.571	4	24	28	4.7	9	0	5	9	3	5	58	9.7



PERSONAL BESTS

POINTS

Season:	10	vs UNI (11/17/21)
Career:	41	vs South Dakota State (12/12/20)
SEC:		

FG MADE

Season:	5	vs Kansas State (11/22/21)
Career:	17	vs South Dakota State (12/12/20)
SEC:		

FG ATTEMPTED

Season:	10	vs UNI (11/17/21)
Career:	26	vs South Dakota State (12/12/20)
SEC:		

3-PT FG MADE

Season:	1 (2x)	last vs UNI (11/17/21)
Career:	5	vs North Dakota State (11/25/20)
SEC:		

3-PT FG ATT

Season:	2	vs Kansas State (11/22/21)
Career:	9	vs North Dakota (12/10/20)
SEC:		

FT MADE

Season:	1	vs UNI (11/17/21)
Career:	14	at Oral Roberts (02/15/20)
SEC:		

FT ATTEMPTED

Season:	2	vs UNI (11/17/21)
Career:	20	at Oral Roberts (02/15/20)
SEC:		

REBOUNDS

Season:	9	vs UNI (11/17/21)
Career:	14 (2x)	last vs Mt. Morry (12/06/19)
SEC:		

ASSISTS

Season:	3	vs Gardner-Webb (11/13/21)
Career:	7	North Dakota State (02/19/20)
SEC:		

STEALS

Season:	2	vs Kansas State (11/22/21)
Career:	3 (5x)	last vs at North Dakota (02/13/21)
SEC:		

BLOCKED SHOTS

Season:	1 (2x)	last vs Kansas State (11/22/21)
SEC:	4 (2x)	last vs Denver (02/20/19)
SEC:		

MINUTES

Season:	34:07	vs Penn (11/28/21)
Career:	41:00	vs Omaha (02/07/19)
SEC:		

STANLEY UMUDE CAREER STATISTICS

Year	GP	GS	Min	Avg	FG	FGA	Pct	3FG	3FGA	Pct	FT	FTA	Pct	Off	Def	Tot	Avg	PF	FO	Asst	TO	Blk	Stl	Pts	Avg
2017-18 (USD)	14	0	47	3.4	4	14	.286	0	3	.000	7	10	.700	0	7	7	0.5	3	0	2	6	2	1	15	1.1
2018-19 (USD)	30	18	797	28.6	156	318	.491	26	74	.351	94	134	.701	32	133	165	5.5	89	2	41	51	37	22	432	14.4
2019-20 (USD)	32	32	977	30.5	190	414	.459	36	108	.333	117	157	.745	22	179	201	6.3	76	1	66	64	43	21	533	16.7
2020-21 (USD)	25	25	807	32.3	193	410	.471	39	110	.355	115	144	.797	14	162	176	7.0	53	0	74	63	9	11	540	21.6
2021-22 (ARK)	6	1	136	22.7	25	48	.521	4	10	.400	4	7	.571	4	24	28	4.7	9	0	5	9	3	5	58	9.7
TOTALS	107	76	2764	25.8	568	1204	.472	105	305	.344	337	452	.746	72	505	577	5.4	230	3	188	193	94	60	1578	14.7

GENERAL

• Played his first two seasons at Jacksonville and scored 929 points with the Dolphins ... Was **second team All-ASUN** in 2019 and **ASUN Freshman of the Year** in 2018 ... Has scored 1,339 in three years ... Named the **2021 BLEACHER REPORT NATIONAL SIXTH MAN OF THE YEAR** and the **S2021 SEC COACHES SIXTH MAN OF THE YEAR**.

- Leads the SEC in scoring but has only led the Hogs in scoring in two of six games ... Only Razorback to score double figures in all six games.
- Ranks 5th in the NCAA (2nd in the SEC) in steals (3.0 avg)

2021-22 HIGHLIGHTS:

- **Preseason 1st team All-SEC** (coaches) ... Received votes for preseason SEC Player of the Year (media)
- **Mercer:** Scored a game-high 30 (his best as a Hog, 3rd career 30+ pt game) with a career-high seven steals ... 6 steals came in the 2nd half to spur the come-from-behind win ... His seven steals ties for 8th on the school's single-game list ... Just the 6th Razorback to score at least 30 in a season opener.
- **UNI:** Just missed his second career triple-double with 17 pts • 9 assists • 8 rebounds ... Only committed one turnover ... Led the team in assists, was second on the team in points and rebounds.
- **HOF Classic:** Struggled shooting, but still scored double-digits in both games ... However, had five assists and three steals vs K-State and added two steals vs Cincy, including one with 1:40 left that set-up the Hogs' game-winning run.
- **Penn:** Scored a game-high 28 and tied for team lead with nine rebounds ... Added five assists (four in the second half) ... Scored 14 of Arkansas' final 18 points, including 10 straight for the Hogs from 5:28 to 27 seconds left.

Points/Gm	19.5	1st SEC	37th NCAA
Total FG Att	111	1st SEC	16th NCAA
Steals/Gm	3.00	2nd SEC	5th NCAA
3PT FG ATT	51	2nd SEC	36th NCAA
Minutes/Gm	36:04	1st SEC	30th NCAA
3PT Made/Gm	2.33	5th SEC	170th NCAA
3PT FG%	.311	5th SEC	144th NCAA
Assists-TO Ratio	1.69	11th SEC	195th NCAA
Assists/Gm	3.7	11th SEC	208th NCAA
FG%	.414	19th SEC	313th NCAA

TRIPLE-DOUBLES (1)

01/09/19 • at Kennesaw State 15-10-10

DOUBLE-DOUBLES (5)

FRESHMAN	(2)
11/26/17 • Gardner-Webb	17 pts 10 reb
12/09/17 • Florida National	14 pts 10 reb
SOPHOMORE	(3)
01/05/19 • Lipscomb	12 pts 13 reb
01/09/19 • at Kennesaw State	15 pts 10 reb
01/30/19 • Stetson	16 pts 14 reb

^ - back-to-back games * - part of a triple double

- Scored 1,000th Point vs UCA (12/20/20)
- Led his team/ARK in Pts: 40 / 9
- Led his team/ARK in Rebs: 17 / 1
- Led his team/ARK in Assists: 25 / 6
- CAREER: Double-figure Pts: 72 / 25
- 20-pt gms: 22 / 7
- 30-pt gms - 40-pt gms: 3 - 1
- Gms with a 3PT FG: 78 / 31
- Gms with 3+ 3PT FG: 28 / 10
- Gms with 3+ Steals: 30 / 10
- Gms with 3+ Assists: 42 / 12
- Gms with 5+ Rebs: 47 / 11

JD NOTAE'S 2021-22 GAME STATS

Opponent	Date	GS	Min	FG	FGA	Pct	3FG	3A	Pct	FT	FTA	Pct	O	D	Tot	Avg	PF	FO	A	TO	Blk	Stl	Pts	Avg
MERCER	11/09/21	*	39	11	26	.423	5	14	.357	3	4	.750	0	2	2	2.0	1	0	2	2	0	7	30	30.0
GARDNER-WEBB	11/13/21	*	26	7	13	.538	4	7	.571	0	0	.000	0	1	1	1.5	1	0	0	0	0	2	18	24.0
NORTHERN IOWA	11/17/21	*	39	7	14	.500	1	7	.143	2	2	1.000	1	7	8	3.7	1	0	9	1	0	2	17	21.7
vs Kansas State	11/22/21	*	38	4	17	.235	2	10	.200	1	2	.500	0	4	4	3.8	4	0	5	5	0	3	11	19.0
vs Cincinnati	11/23/21	*	39	4	17	.235	2	7	.286	3	4	.750	1	3	4	3.8	2	0	1	2	1	2	13	17.8
PENN	11/28/21	*	36	13	24	.542	0	6	.000	2	4	.500	0	9	9	4.7	3	0	5	3	1	2	28	19.5
Totals		6	217	46	111	.414	14	51	.275	11	16	.688	2	26	28	4.7	12	0	22	13	2	18	117	19.5

@jdnotae

@dimebagnotae

* - Will be granted an extra year of eligibility due to COVID-19 in 2020-21



PERSONAL BESTS

POINTS

Season: 30	vs Mercer (11/09/21)
Career: 40	vs Florida Memorial (11/21/18)
SEC: 21 (2x)	last at South Carolina (03/02/21)

FG MADE

Season: 13	vs Penn (11/28/21)
Career: 16	vs Florida Memorial (11/21/18)
SEC: 9	at South Carolina (03/02/21)

FG ATTEMPTED

Season: 26	vs Mercer (11/09/21)
Career: 26	vs Mercer (11/09/21)
SEC: 20	at LSU (01/12/21)

3-POINT FG MADE

Season: 5	vs Mercer (11/09/21)
Career: 5 (7x)	last vs Mercer (11/09/21)
SEC: 3 (3x)	last vs Ole Miss (01/27/21)

3-PT FG ATTEMPTS

Season: 14	vs Mercer (11/09/21)
Career: 14 (2x)	last vs Mercer (11/09/21)
SEC: 10	at LSU (01/12/21)

FT MADE

Season: 3	vs Mercer (11/09/21)
Career: 8	vs Ole Miss (01/27/21)
SEC: 8	vs Ole Miss (01/27/21)

FT ATTEMPTED

Season: 4 (3x)	last vs Penn (11/28/21)
Career: 9 (4x)	last vs LSU (02/27/21)
SEC: 9 (3x)	last vs LSU (02/27/21)

REBOUNDS

Season: 9	vs Penn (11/28/21)
Career: 14	vs Stetson (01/30/19)
SEC: 6	vs LSU (02/27/21)

ASSISTS

Season: 8	vs UNI (11/17/21)
Career: 10	at Kennesaw State (01/09/19)
SEC: 5	at South Carolina (03/02/21)

STEALS

Season: 7	vs Mercer (11/09/21)
Career: 7	last vs Mercer (11/09/21)
SEC: 5	at South Carolina (03/02/21)

BLOCKED SHOTS

Season: 1 (2x)	last vs Penn (11/28/21)
Career: 3 (4x)	last vs Oral Roberts (12/20/20)
SEC: 2	at Auburn (12/30/20)

MINUTES

Season: 39:12	vs Mercer (11/09/21)
Career: 46	vs Gardner-Webb (11/26/17)
SEC: 31:37	vs LSU (02/27/21)

JD NOTAE CAREER STATISTICS

Year	GP	GS	Min	Avg	FG	FGA	Pct	3FG	3FGA	Pct	FT	FTA	Pct	Off	Def	Tot	Avg	PF	FO	Ass	TO	Blk	Stl	Pts	Avg
2017-18 (JAX)	28	28	879	31.4	159	388	.410	49	121	.405	65	93	.699	28	103	131	4.7	60	2	54	72	14	49	432	15.4
2018-19 (JAX)	32	23	932	29.1	177	415	.427	62	194	.320	81	111	.730	29	168	197	6.2	76	4	109	106	14	52	497	15.5
2020-21 (ARK)	32	1	719	22.5	131	343	.382	56	167	.335	92	121	.760	16	84	100	3.1	47	2	61	66	11	46	410	12.8
2021-22 (ARK)	6	6	217	36.2	46	111	.414	14	51	.275	11	16	.688	2	26	28	4.7	12	0	22	13	2	18	117	19.5
TOTAL	98	58	2747	28.0	513	1257	.408	181	533	.340	249	341	.730	75	381	456	4.7	195	8	246	257	41	165	1456	14.9

2

KHALEN "KK" ROBINSON

Pronounced: Kay-Lin

*So. | G | 6-0 | 180 | Little Rock, Ark. | Oak Hill (Va.) Academy

GENERAL:

- Named the SEC First-Year Academic Honor Roll ... Made the Department's Honor Roll (3.0-3.49 GPA) for Fall 2020 and Spring 2021 ... Was ranked 39th-best HS prospect by 247Sports.com after his senior season — which was one spot higher than Moses Moody in the publication.

2021-22 HIGHLIGHTS:

•

• Led his team in Pts:
 • Led his team in Rebs:
 • Led his team in Assists:
 • CAREER: Double-figure Pts:
 20-pt gms:
 Gms with a 3PT FG:
 Gms with 3+ 3PT FG:
 Gms with 3+ Steals:
 Gms with 3+ Assists:

@onekrob2

@khal2n

* - Will be granted an extra year of eligibility due to COVID-19 in 2020-21



PERSONAL BESTS

POINTS

Season: 3 vs Gardner-Webb (11/13/21)
 Career: 15 vs Miss Valley State (11/25/20)
 SEC: -

FG MADE

Season: 1 vs Gardner-Webb (11/13/21)
 Career: 5 vs Miss Valley State (11/25/20)
 SEC: -

FG ATTEMPTED

Season: 3 vs Gardner-Webb (11/13/21)
 Career: 8 vs Miss Valley State (11/25/20)
 SEC: -

3-POINT FG MADE

Season: 1 vs Gardner-Webb (11/13/21)
 Career: 3 vs Miss Valley State (11/25/20)
 SEC: -

3-PT FG ATTEMPTS

Season: 2 (2x) last: vs Gardner-Webb (11/13/21)
 Career: 5 vs Miss Valley State (11/25/20)
 SEC: -

FT MADE

Season: -
 Career: 2 (2x) last vs North Texas (11/28/20)
 SEC: -

FT ATTEMPTED

Season: -
 Career: 2 (3x) last vs Southern (12/09/20)
 SEC: -

REBOUNDS

Season: 2 vs Mercer (11/09/21)
 Career: 3 vs Miss Valley State (11/25/20)
 SEC: 2 at Tennessee (01/06/21)

ASSISTS

Season: 3 vs Gardner-Webb (11/13/21)
 Career: 4 vs Lipscomb (12/05/20)
 SEC: 1 at Tennessee (01/06/21)

STEALS

Season: -
 Career: 1 vs Miss Valley State (11/25/20)
 SEC: -

BLOCKED SHOTS

Season: -
 Career: 1 vs Oral Roberts (12/20/20)
 SEC: -

MINUTES

Season: 9:43 vs Gardner-Webb (11/13/21)
 Career: 20:36 vs Miss Valley State (11/25/20)
 SEC: 4:52 at Tennessee (01/06/21)

KHALEN ROBINSON'S 2021-22 GAME STATS

Opponent	Date	GS	Min	FG	FGA	Pct	3FG	3A	Pct	FT	FTA	Pct	O	D	Tot	Avg	PF	FO	A	TO	Blk	Stl	Pts	Avg
MERCER	11/09/21	*	9	0	2	.000	0	2	.000	0	0	.000	0	2	2	2.0	1	0	0	0	0	0	0	0.0
GARDNER-WEBB	11/13/21		10	1	3	.333	1	2	.500	0	0	.000	0	0	0	1.0	2	0	3	1	0	1	3	1.5
NORTHERN IOWA	11/17/21	DNP																						
vs Kansas State	11/22/21		2	0	0	.000	0	0	.000	0	0	.000	0	0	0	0.7	1	0	0	0	0	0	0	1.0
vs Cincinnati	11/23/21	DNP																						
PENN	11/28/21		7	0	1	.000	0	0	.000	0	0	.000	0	0	0	0.5	2	0	0	0	0	0	0	0.8
Totals		1	28	1	6	.167	1	4	.250	0	0	.000	0	2	2	0.5	6	0	3	1	0	1	3	0.8

KHALEN ROBINSON CAREER STATISTICS

Year	GP	GS	Min	Avg	FG	FGA	Pct	3FG	3FGA	Pct	FT	FTA	Pct	Off	Def	Tot	Avg	PF	FO	Ast	TO	Blk	Stl	Pts	Avg
2020-21	11	0	92	8.4	9	21	.429	5	12	.417	6	8	.750	0	10	10	0.9	16	1	11	6	1	3	29	2.6
2021-22	4	1	28	7.0	1	6	.167	1	4	.250	0	0	.000	0	2	2	0.5	6	0	3	1	0	1	3	0.8
TOTAL	15	1	120	8.0	10	27	.370	6	16	.375	6	8	.750	0	12	12	0.8	22	1	14	7	1	4	32	2.1

3 TREY WADE

Gr.Sr. | G | 6-6 | 220 | Marietta, Ga. | South Cobb HS | Wichita State Univ.



@treywade35
@thetreywade5

GENERAL:

• Was a two-year starter at Wichita State ... Played his freshman season-each at UTEP and his sophomore year South Plains (Texas) Junior College ... Appeared in 52 games with 47 starts in two seasons for the Shockers and helped team to 2021 NCAA Tournament berth ... Graduated from Wichita State in the spring of 2021 with a degree in general studies (sociology) ... He is pursuing his Master's in adult and lifelong learning at Arkansas.

2021-22 HIGHLIGHTS:

- **GWU:** Had a season-highs with three assists and five points.

DOUBLE-DOUBLES (3)

FRESHMAN	(1)
03/07/18 • vs UTSA	10 pts 10 reb
JUNIOR	(2)
11/05/19 • OMAHA	19 pts 11 reb
12/14/19 • OKLAHOMA	11 pts 15 reb

- Led his team/ARK in Pts:9/0
- Led his team/ARK in Reb:17/
- Led his team/ARK Assists:3/0
- Led his team/ARK in PT+REB same gm:3/0
- CAREER: Double-figure Pts:21/0
- Double-figure Rebs:4/0
- 20-pt gms:3/0
- Gms with a 3PT FG:43/1
- Gms with 3+ Steals:3/0
- Gms with 3+ Assists:12/1
- Gms with 5+ Rebs:48/0



PERSONAL BESTS

POINTS

Season: 5 vs Gardner-Webb (11/13/21)
Career: 23 at Tulane (03/03/21)
SEC:

FG MADE

Season: 2 vs Gardner-Webb (11/13/21)
Career: 9 at Tulane (03/03/21)
SEC:

FG ATTEMPTED

Season: 4 vs Gardner-Webb (11/13/21)
Career: 15 at UAB (01/25/18)
SEC:

3-PT FG MADE

Season: 1 vs Gardner-Webb (11/13/21)
Career: 4 (2x) last at Tulane (03/03/21)
SEC:

3-PT FG ATT

Season: 2 vs Gardner-Webb (11/13/21)
Career: 8 at UAB (01/25/18)
SEC:

FT MADE

Season: -
Career: 4 (2x) last at South Florida (12/22/20)
SEC:

FT ATTEMPTED

Season: -
Career: 7 vs Omaha (11/05/19)
SEC:

REBOUNDS

Season: 2 vs Gardner-Webb (11/13/21)
Career: 15 vs Oklahoma (12/14/19)
SEC:

ASSISTS

Season: 3 vs Gardner-Webb (11/13/21)
Career: 5 (2x) vs UCF (01/30/21)
SEC:

STEALS

Season: -
Career: 3 (3x) vs Cincinnati (03/13/21)
SEC:

BLOCKED SHOTS

Season: 1 vs Gardner-Webb (11/13/21)
SEC: 4 vs FIU (01/13/18)
SEC:

MINUTES

Season: 16:14 vs Gardner-Webb (11/13/21)
Career: 34:18 vs Temple (02/27/20)
SEC:

TREY WADE'S 2021-22 GAME STATS

Opponent	Date	GS	Min	FG	FGA	Pct	3FG	3A	Pct	FT	FTA	Pct	O	D	Tot	Avg	PF	FO	A	TO	Blk	Stl	Pts	Avg
MERCER	11/09/21	7	0	0	.000	0	0	.000	0	0	.000	0	0	0	0	0.0	0	0	0	0	0	0	0	0.0
GARDNER-WEBB	11/13/21	16	2	4	.500	1	2	.500	0	0	.000	1	1	2	1.0	1	0	3	0	1	0	5	2.5	
NORTHERN IOWA	11/17/21	12	2	3	.667	0	0	.000	0	0	.000	0	0	0	0.7	4	0	1	1	0	0	4	3.0	
vs Kansas State	11/22/21	6	0	2	.000	0	1	.000	0	0	.000	0	1	1	0.8	0	0	0	0	0	0	0	2.3	
vs Cincinnati	11/23/21	4	0	0	.000	0	0	.000	1	2	.500	1	2	3	1.2	0	0	0	0	0	0	1	2.0	
PENN	11/28/21	5	0	1	.000	0	1	.000	0	0	.000	0	0	0	1.0	0	0	0	1	0	0	0	1.7	
Totals		0	50	4	10	.400	1	4	.250	1	2	.500	2	4	6	1.0	5	0	4	2	1	0	10	1.7

TREY WADE CAREER STATISTICS

Year	GP	GS	Min	Avg	FG	FGA	Pct	3FG	3FGA	Pct	FT	FTA	Pct	Off	Def	Tot	Avg	PF	FO	Ast	TO	Blk	Stl	Pts	Avg
2017-18 (UTEP)	25	6	444	17.8	77	160	.481	18	52	.346	8	24	.333	29	75	104	4.2	40	1	9	18	23	10	180	7.2
2019-20 (WSU)	31	27	730	23.5	86	200	.430	22	68	.324	35	60	.583	62	106	168	5.4	46	0	41	30	13	21	229	7.4
2020-21 (WSU)	22	21	573	26.0	56	139	.403	19	61	.311	16	29	.552	42	82	124	5.6	37	0	34	18	15	11	147	6.7
2021-22 (ARK)	6	0	50	8.3	4	10	.400	1	4	.250	1	2	.500	2	4	6	1.0	5	0	4	2	1	0	10	1.7
TOTAL	84	54	1797	21.4	223	509	.438	60	185	.324	60	115	.522	135	267	402	4.8	128	1	88	68	52	42	566	6.7

4

DAVONTE "DEVO" DAVIS

*So. | G | 6-4 | 180 | Jacksonville, Ark. | Jacksonville HS

GENERAL:

- Named the SEC First-Year Academic Honor Roll ... Made the Department's Honor Roll (3.0-3.49 GPA) for Fall 2020 and Spring 2021
- Has doubled his 3-point production this year ... Made 2 last year and has made 4 this year

2021-22 HIGHLIGHTS:

- Preseason 2nd Tm All-SEC (Coaches and Media) ... 1 of 20 Break-Out Players (Jon Rothstein- College Hoops Today)
- Mercer: Did not take a shot Mercer but led the team with a +19 as he held Mercer's top scorer to just 4-of-13 FG / 0-of-6 3PT.
- GWU: Tied his career-high with 6 assists as Arkansas handed out 23 for the game ... Scored 10 points, making 2 3-pointers (only made 2 trey as a frosh) ... Added two steals
- Cincy: Struggled shooting, but was the only Razorback in double-digits for Plus-Minus (+10) thanks to his defensive effort ... Added five rebounds and three assists ... One of his boards was on the offensive end with 23 seconds left that led to two Chris Lykes free throws (21 seconds left) and a 3-point lead ... Had back-to-back assists with a defensive rebound in between as Arkansas went from down four to up one with just over 5 minutes to play.
- Penn: Dished out five assists, one shy of his career high, with five rebounds and two steals.

Led the Razorbacks in Pts:.....	3
Led the Razorbacks in Rebs:.....	2
Led the Razorbacks in Assists:.....	7
Led the Razorbacks in Steals:.....	10
CAREER: Double-figure Pts:.....	14
20-pt gms:.....	1
Gms with a 3PT FG:.....	4
Gms with 3+ 3PT FG:.....	-
Gms with 5+ Rebs:.....	16
Gms with 3+ Assists:.....	12
Gms with 3+ Steals:.....	3

@MrDevoBuckets

@devofor3

* - Will be granted an extra year of eligibility due to COVID-19 in 2020-21



PERSONAL BESTS

POINTS

Season: 10 (2x) last vs UNI (11/17/21)
 Career: 20 vs Georgia (01/09/21)
 SEC: 20 vs Georgia (01/09/21)

FG MADE

Season: 4 (2x) last vs UNI (11/17/21)
 Career: 9 vs Georgia (01/09/21)
 SEC: 9 vs Georgia (01/09/21)

FG ATTEMPTED

Season: 12 vs Cincinnati (11/23/21)
 Career: 14 (2x) last vs Florida (02/16/21)
 SEC: 14 (2x) last vs Florida (02/16/21)

3-POINT FG MADE

Season: 2 (2x) last vs UNI (11/17/21)
 Career: 2 (2x) last vs UNI (11/17/21)
 SEC: 1 vs Georgia (01/09/21)

3-PT FG ATTEMPTS

Season: 4 vs UNI (11/17/21)
 Career: 4 vs UNI (11/17/21)
 SEC: 2 vs Georgia (01/09/21)

FT MADE

Season: 2 vs Cincinnati (11/23/21)
 Career: 4 vs Florida (02/16/21)
 SEC: 4 vs Florida (02/16/21)

FT ATTEMPTED

Season: 2 (2x) last vs Cincinnati (11/23/21)
 Career: 6 vs Missouri (03/13/21)
 SEC: 4 (2x) last vs Florida (02/16/21)

REBOUNDS

Season: 5 (2x) last vs Penn (11/28/21)
 Career: 8 (4x) last vs Oral Roberts (03/27/21)
 SEC: 8 (2x) last at South Carolina (03/02/21)

ASSISTS

Season: 6 vs Gardner-Webb (11/13/21)
 Career: 6 (3x) vs Gardner-Webb (11/13/21)
 SEC: 6 (2x) last vs LSU (02/27/21)

STEALS

Season: 3 vs Mercer (11/09/21)
 Career: 4 vs LSU (03/13/21)
 SEC: 3 vs Missouri (01/02/21)

BLOCKED SHOTS

Season: -
 Career: 2 vs Colgate (03/19/21)
 SEC: 1 (3x) last at Missouri (02/13/21)

MINUTES

Season: 35:43 vs Penn (11/28/21)
 Career: 38:52 vs Texas A&M (03/06/21)
 SEC: 38:52 vs Texas A&M (03/06/21)

DAVONTE DAVIS' 2021-22 GAME STATS

Opponent	Date	GS	Min	FG	FGA	Pct	3FG	3A	Pct	FT	FTA	Pct	O	D	Tot	Avg	PF	FO	A	TO	Blk	Stl	Pts	Avg
MERCER	11/09/21	*	34	0	0	.000	0	0	.000	0	0	.000	0	4	4	4.0	1	0	1	5	0	3	0	0.0
GARDNER-WEBB	11/13/21	*	29	4	10	.400	2	3	.667	0	0	.000	1	2	3	3.5	2	0	6	2	0	2	10	5.0
NORTHERN IOWA	11/17/21	*	23	4	8	.500	2	4	.500	0	0	.000	1	3	4	3.7	3	0	1	0	0	1	10	6.7
vs Kansas State	11/22/21	*	25	2	5	.400	0	2	.000	0	2	.000	0	4	4	3.8	3	0	1	2	0	1	4	6.0
vs Cincinnati	11/23/21	*	25	3	12	.250	0	2	.000	2	2	1.000	2	3	5	4.0	3	0	3	3	0	0	8	6.4
PENN	11/28/21	*	36	3	7	.429	0	2	.000	0	0	.000	3	2	5	4.2	1	0	5	2	0	2	6	6.3
Totals		6	172	16	42	.381	4	13	.308	2	4	.500	7	18	25	4.2	13	0	17	14	0	9	38	6.3

DAVONTE DAVIS CAREER STATISTICS

Year	GP	GS	Min	Avg	FG	FGA	Pct	3FG	3FGA	Pct	FT	FTA	Pct	Off	Def	Tot	Avg	PF	FO	Ast	TO	Blk	Stl	Pts	Avg
2020-21	30	17	716	23.9	109	229	.476	2	13	.154	34	45	.756	36	98	134	4.5	70	0	64	48	5	35	254	8.5
2021-22	6	6	172	28.7	16	42	.381	4	13	.308	2	4	.500	7	18	25	4.2	13	0	17	14	0	9	38	6.3
TOTAL	36	23	888	24.7	125	271	.461	6	26	.231	36	49	.735	43	116	159	4.4	83	0	81	62	5	44	292	8.1

5 AU'DIESE TONEY

Pronounced: Awe-Deece

*Sr. | G | 6-6 | 205 | Huntsville, Ala. | Trinity Christian (N.C.) Acad, | Univ. of Pittsburgh

GENERAL:

- Played three seasons with the Pitt Panthers ... Scored 763 points (9.78 avg.) in his three years at Pitt and averaged 5.42 rebounds (423 total) ... Had three career double-doubles.

2021-22 HIGHLIGHTS:

- **Mercer:** Registered a double-double in the season opener with 18 pts and 11 rebs ... Made 7-of-9 shots ... Added two assists ... Had five offensive boards ... Was second on the team with a +18 ... Coach Muss "he really saved us with his unselfish play"
- **UNI:** Scored eight of his 13 points during a 5:44 stretch in the second half.
- **HOF Classic:** Named **Tournament MVP** ... Scored 13 vs K-State and a game-high 19 vs Cincy ... Had nine rebounds in both games, including six offensive in both contests ... His final offensive board came with Arkansas clinging to a 1-point lead with 43 seconds left ... Also held Cincy's top scorer to zero points (0-of-4 shooting) ... Was 12-of-15 at the FT line (7-of-8 vs Cincy).

Off Reb/Gm	3.50	2nd SEC	22nd NCAA
FT Made	22	4th SEC	149th NCAA
FT Att	28	6th SEC	188th NCAA
Reb/Gm	7.3	6th SEC	163rd NCAA
Double-Doubles	1	8th SEC	140th NCAA
FT Pct.	.786	11th SEC	221st NCAA

DOUBLE-DOUBLES (4)

SOPHOMORE	(1)
02/02/20 • MIAMI	15 pts 10 reb
JUNIOR	(2)
01/06/21 • at Syracuse	12 pts 14 reb
01/19/21 • DUKE	22 pts 11 reb
SENIOR	(1)
11/09/21 • MERCER	18 pts 11 reb

- Led his team/ARK in Pts: 6 / 1
- Led his team/ARK in Reb: 23 / 2
- Led his team/ARK Assists: 3 / 0
- CAREER: Double-figure Pts: 39 / 4
- Double-figure Rebs: 5 / 1
- 20-pt gms: 6 / 0
- Gms with a 3PT FG: 40 / 0
- Gms with 2+ Steals: 19 / 0
- Gms with 3+ Assists: 12 / 0
- Gms with 5+ Rebs: 49 / 5

@thefuturetoney

@at.loading

* - Will be granted an extra year of eligibility due to COVID-19 in 2020-21



PERSONAL BESTS

POINTS

Season: 19 vs Cincinnati (11/23/21)
Career: 27 at Duke (01/28/20)
SEC:

FG MADE

Season: 7 vs Mercer (11/09/21)
Career: 11 at Duke (01/28/20)
SEC:

FG ATTEMPTED

Season: 9 (2x) last vs Cincinnati (11/23/21)
Career: 19 at Duke (01/28/20)
SEC:

3-PT FG MADE

Season: 1 (2x) vs Penn (11/28/21)
Career: 4 vs Saint Francis (PA) (11/25/20)
SEC:

3-PT FG ATT

Season: 2 vs Penn (11/28/21)
Career: 6 vs Saint Francis (PA) (11/25/20)
SEC:

FT MADE

Season: 7 vs Cincinnati (11/23/21)
Career: 13 vs Duke (01/19/21)
SEC:

FT ATTEMPTED

Season: 8 vs Cincinnati (11/23/21)
Career: 17 vs Duke (01/19/21)
SEC:

REBOUNDS

Season: 11 vs Mercer (11/09/21)
Career: 14 at Syracuse (01/06/21)
SEC:

ASSISTS

Season: 2 vs Mercer (11/09/21)
Career: 6 vs Drexel (11/28/20)
SEC:

STEALS

Season: 1 (4x) last vs Cincinnati (11/23/21)
Career: 4 (4x) last vs Wake Forest (03/10/20)
SEC:

BLOCKED SHOTS

Season: 1 vs UNI (11/17/21)
SEC: 2 vs Saint Louis (11/21/18)
SEC:

MINUTES

Season: 36:57 vs Cincinnati (11/23/21)
Career: 40:00 (3x) last vs Virginia (02/22/20)
SEC:

AU'DIESE TONEY'S 2021-22 GAME STATS

Opponent	Date	GS	Min	FG	FGA	Pct	3FG	3A	Pct	FT	FTA	Pct	O	D	Tot	Avg	PF	FO	A	TO	Blk	Stl	Pts	Avg	
MERCER	11/09/21	*	37	7	9	.778	0	1	.000	4	6	.667	5	6	11	11.0	0	0	2	1	0	1	18	18.0	
GARDNER-WEBB	11/13/21	*	14	1	4	.250	0	0	.000	1	2	.500	2	3	5	8.0	3	0	1	1	0	0	3	10.5	
NORTHERN IOWA	11/17/21	*	38	4	6	.667	1	1	1.000	4	4	1.000	0	6	6	7.3	2	0	0	0	1	1	13	11.3	
vs Kansas State	11/22/21	*	27	4	8	.500	0	0	.000	5	7	.714	6	3	9	7.8	3	0	0	0	0	1	13	11.8	
vs Cincinnati	11/23/21	*	37	6	9	.667	0	0	.000	7	8	.875	6	3	9	8.0	2	0	1	1	0	1	19	13.2	
PENN	11/28/21	*	19	5	7	.714	1	2	.500	1	1	1.000	2	2	4	7.3	2	0	0	1	0	1	12	13.0	
Totals			6	172	27	43	.628	2	4	.500	22	28	.786	21	23	44	7.3	12	0	4	4	1	5	78	13.0

AU'DIESE TONEY CAREER STATISTICS

Year	GP	GS	Min	Avg	FG	FGA	Pct	3FG	3FGA	Pct	FT	FTA	Pct	Off	Def	Tot	Avg	PF	FO	Ass	TO	Blk	Stl	Pts	Avg
2018-19 (PITT)	32	28	809	25.3	80	222	.360	17	69	.246	63	95	.663	62	117	179	5.6	62	1	15	34	4	22	240	7.5
2019-20 (PITT)	31	25	934	30.1	107	232	.461	22	67	.328	57	87	.655	63	86	149	4.8	60	2	36	35	3	38	293	9.5
2020-21 (PITT)	16	16	559	34.9	77	166	.464	18	53	.340	58	87	.667	37	58	95	5.9	33	0	37	38	2	20	230	14.4
2021-22 (ARK)	6	6	172	28.7	27	43	.628	2	4	.500	22	28	.786	21	23	44	7.3	12	0	4	4	1	5	78	13.0
TOTAL	85	75	2474	29.1	291	663	.439	59	193	.306	200	297	.673	183	284	467	5.5	167	3	92	111	10	85	841	9.9

10 JAYLIN WILLIAMS

*So. | F | 6-10 | 240 | Fort Smith, Ark. | Fort Smith Northside HS

"He's a Winner." -Eric Musselman after Cincy game

GENERAL:

- Played in 26 games in 200-21 with five starts, including the final three games of the NCAA Tournament ... **Named the SEC First-Year Academic Honor Roll ... Made the Department's Honor Roll (3.0-3.49 GPA) for Fall 2020 and Spring 2021 ... Invited to Team USA U-19 camp in the summer of 2021.**

2021-22 HIGHLIGHTS:

- 1 of 20 Radar Break-Out Players (Jon Rothstein- College Hoops Today) ... 1 of 20 Glue Guys (Jon Rothstein- College Hoops Today)
- Mercer:** Led the team with five assists while adding eight rebounds, two blocked shots and a steal ... His overall play led to Arkansas 18-3 run in the second half.
- GWU:** Dished out 5 assists for the second straight game ... Led the team with eight rebounds and **drew three charges.**
- UNI:** Only played 23:49 in the UNI win as he battled an ankle injury. However, he put up impressive numbers and made several key plays in the Razorbacks run late in the game ... Finished with 11 points (two shy of his career high), a **career-high 7 assists**, 6 rebounds, 3 blocked shots and a steal ... Is the only Razorback on record (going back 25 years) to get 11+ points, 6+ rebounds, 7+ assists, 3+ blocks and no turnovers in a game. (HogStats).

BIG PLAYS DOWN THE STRETCH VS UNI (all with an ankle injury)

- 3:52 left • Game tied 75-75 Blocked Shot
- 3:43 left • Game tied 75-75 Blocked Shot
- 2:42 left • Down 1- 78-77 Offensive Rebound and put-back for 79-78 lead
- 1:27 left • Up 4- 82-78 Layup to go up 6
- 1:17 left • Up 6- 84-78 Steal

- HOF Classic:** Didn't make the All-Tourney team but was arguably Arkansas' most impactful player in the final ... Had eight rebounds and sank a key 3-pointer versus K-State ... Versus Cincy, had a **career-high 11 rebounds** while drawing a **career-high four charges** ... Like UNI, made several game-winning plays inside the final 1:10 to secure the win:

BIG PLAYS DOWN THE STRETCH VS CINC

- 1:10 left • Up 1- 68-67 Defensive Rebound
- 0:47 left • Up 1- 68-67 Offensive Rebound
- 0:09 left • Up 3- 70-67 Drew his 4th charge of the game
- 0:01 left • Up 5- 72-67 Defensive Rebound
- 0:01 left • Up 5- 72-67 Made 1-of-2 free throws for the 73-67 final

- Penn:** Led the team in both rebounds (9) and assists (6).

"Players at **ALL** levels should watch extensive tape on Jaylin Williams: **Makes as many NON SCORING big plays as anyone in college basketball.**"

-Jon Rothstein

Reb/Gm	8.3	3rd SEC	77th NCAA
Def Reb/Gm	6.5	3rd SEC	48th NCAA
Assists/Gm	4.7	7th SEC	65th NCAA
Assist/TO ratio	2.15	8th SEC	130th NCAA
Blocks/Gm	1.00	13th SEC	232nd NCAA
Off Reb/Gm	2.00	18th SEC	334th NCAA

• Led Razorbacks in Pts:	0
• Led Razorbacks in Rebs:	10
• Led Razorbacks in Blk Shots:	10
• Led Razorbacks in Assists:	4
• CAREER: Double-figure Pts:	2
• Double-figure Rebs:	5
• 20-pt gms:	8
• Gms with a 3PT Made:	8
• Gms with 3+ Assists:	6
• Gms with 5+ Rebs:	16
• Charges Taken 2020-21:	team-best 9
• Charges Taken 2021-22:	team-best 9

@Jay_MWilliams_

@thejaylinwilliams_

* - Will be granted an extra year of eligibility due to COVID-19 in 2020-21



PERSONAL BESTS

POINTS

Season: 11 vs UNI (11/17/21)
Career: 13 vs Alabama (02/24/21)
 SEC: 13 vs Alabama (02/24/21)

FG MADE

Season: 5 vs UNI (11/17/21)
Career: 4 vs Alabama (02/24/21)
 SEC: 4 vs Alabama (02/24/21)

FG ATTEMPTED

Season: 8 vs UNI (11/17/21)
Career: 8 (2x) last vs UNI (11/17/21)
 SEC: 8 vs Alabama (02/24/21)

3-POINT FG MADE

Season: 1 vs UNI (11/17/21)
Career: 2 vs Miss Valley State (11/25/20)
 SEC: 1 (3x) last at Missouri (02/13/21)

3-PT FG ATTEMPTS

Season: 2 vs Mercer (11/09/21)
Career: 4 (2x) last vs Missouri (01/02/21)
 SEC: 4 vs Missouri (01/02/21)

FT MADE

Season: 3 vs Cincinnati (11/23/21)
Career: 5 vs Alabama (02/24/21)
 SEC: 5 vs Alabama (02/24/21)

FT ATTEMPTED

Season: 6 vs Cincinnati (11/23/21)
Career: 7 vs Alabama (02/24/21)
 SEC: 7 vs Alabama (02/24/21)

REBOUNDS

Season: 11 vs Cincinnati (11/23/21)
Career: 11 vs Cincinnati (11/23/21)
 SEC: 10 (2x) last vs Florida (02/16/21)

ASSISTS

Season: 7 vs UNI (11/17/21)
Career: 7 vs UNI (11/17/21)
 SEC: 3 at Missouri (02/13/21)

STEALS

Season: 2 vs Cincinnati (11/23/21)
Career: 2 (4x) last vs Cincinnati (11/23/21)
 SEC: 2 (3x) last vs LSU (02/27/21)

BLOCKED SHOTS

Season: 3 vs UNI (11/17/21)
Career: 4 vs LSU (02/27/21)
 SEC: 4 vs LSU (02/27/21)

MINUTES

Season: 35:10 vs Cincinnati (11/23/21)
Career: 35:10 vs Cincinnati (11/23/21)
 SEC: 29:49 vs LSU (02/27/21)

JAYLIN WILLIAMS'S 2021-22 GAME STATS

Opponent	Date	GS	Min	FG	FGA	Pct	3FG	3A	Pct	FT	FTA	Pct	O	D	Tot	Avg	PF	FO	A	TO	Blk	Stl	Pts	Avg
MERCER	11/09/21	*	30	1	4	.250	0	2	.000	2	4	.500	3	5	8	8.0	2	0	5	4	2	1	4	4.0
GARDNER-WEBB	11/13/21	*	24	1	2	.500	0	1	.000	1	2	.500	0	8	8	8.0	1	0	5	1	0	1	3	3.5
NORTHERN IOWA	11/17/21	*	23	5	8	.625	1	1	1.000	0	2	.000	3	3	6	7.3	2	0	7	0	3	1	11	6.0
vs Kansas State	11/22/21	*	32	1	3	.333	1	1	1.000	3	4	.750	1	7	8	7.5	3	0	1	1	1	0	6	6.0
vs Cincinnati	11/23/21	*	35	1	3	.333	0	2	.000	3	6	.500	3	8	11	8.2	3	0	4	3	0	2	5	5.8
PENN	11/28/21	*	29	1	2	.500	0	0	.000	1	2	.500	1	8	9	8.3	2	0	6	4	0	1	3	5.3
Totals			5	173	10	22	.455	2	7	.286	10	20	.500	11	39	50	8.3	13	0	28	13	6	32	5.3

JAYLIN WILLIAMS CAREER STATISTICS

Year	GP	GS	Min	Avg	FG	FGA	Pct	3FG	3FGA	Pct	FT	FTA	Pct	Off	Def	Tot	Avg	PF	FO	Ast	TO	Blk	Stl	Pts	Avg
2020-21	26	5	400	15.4	33	69	.478	7	23	.304	23	31	.742	29	92	121	4.7	50	1	21	24	18	12	96	3.7
2021-22	6	5	173	28.8	10	22	.455	2	7	.286	10	20	.500	11	39	50	8.3	13	0	28	13	6	6	32	5.3
TOTAL	32	10	573	17.9	43	91	.473	9	30	.300	33	51	.647	40	131	171	5.3	63	1	49	37	24	18	128	4.0



GENERAL:

- Spent four seasons with the Miami Hurricanes but only played two games his senior year (2020-21) after injuring his ankle on Dec. 4 ... Graduated from Miami (Spring, '21- sport administration/marketing) ... Pursuing a second undergraduate degree at Arkansas in arts and sciences ... Preseason 1st team All-ACC prior to 2020-21 season ... **2020 All-ACC HM ... 2019 and 2018 ACC All-Academic Team** ... Led the team – and ranked among the ACC top 10 – in scoring in both 2019-20 and 2018-19 ... In three-plus seasons with the Hurricanes, scored 1,256 points with 251 assists and 100 steals.

2021-22 HIGHLIGHTS:

- 2022 Jersey Mike's Naismith Trophy Watch List** ... #20 ranked returning player in college basketball (Andy Katz- March Madness) ... #51 on CBSSports.com Top 100 and 1 best college players entering 2021-22 ... 1 of 30 Impact Transfers (Jon Rothstein- College Hoops Today).
- Mercer:** Scored 16 off the bench thanks to making 7-of-8 FT ... 10 of his points came during Arkansas' decisive 18-3 run to turn a 54-53 deficit into a 71-57 lead.
- UNI:** Led the team with 26 points ... [CLICK TO WATCH: his acrobatic layup that was the top play on ESPN's SportsCenter](#) ... Scored 12 straight points on his own, including a 7-0 Razorback run, in the first half ... Arkansas was down 3 (75-72 with 4:25 left) before Lykes ignited a 21-5 run with nine points — including 6-of-6 FT — over the final 4:10 to secure the win.
- HOF Classic:** Named to the **Hall of Fame Classic All-Tournament Team** ... Made a huge impact by making 18-of-20 free throws, including 10-of-10 inside the final 1:46 versus K-State and 4-of-4 inside the final 21 seconds vs Cincinnati ... Scored 14 vs KSU and 15 vs Cincy ... Only made one 3-pointer, but it came with Arkansas down 4 with 5:49 to play.



FT Made	31	1st SEC	38th NCAA
FT Att	37	3rd SEC	56th NCAA
FT Pct.	.838	8th SEC	132nd NCAA

• Led his tm/ARK in Pts:.....	30 / 2
• Led his tm/ARK in Assists:.....	28 / 0
• Led his tm/ARK Pts+Asss Same Gm: ...	11 / 0
• CAREER: Double-figure Pts:	70 / 4
Double-figure Assists:	0 / 0
20-pt gms:.....	17 / 1
Gms with a 3PT FG:.....	78 / 4
Gms with 3+ 3PT FG:.....	24 / 1
Gms with 3+ Steals:	8 / 0
Gms with 3+ Assists:.....	42 / 1
Gms with 5+ Assists:.....	17 / 0



PERSONAL BESTS

POINTS

Season: 26 vs UNI (11/17/21)
 Career: 28 (2x) last at Illinois (12/02/19)
 SEC:

FG MADE

Season: 8 vs UNI (11/17/21)
 Career: 11 at Illinois (12/02/19)
 SEC:

FG ATTEMPTED

Season: 16 vs UNI (11/17/21)
 Career: 23 at North Carolina (02/09/19)
 SEC:

3-PT FG MADE

Season: 4 vs UNI (11/17/21)
 Career: 6 (2x) vs Florida State (01/18/20)
 SEC:

3-PT FG ATT

Season: 7 vs UNI (11/17/21)
 Career: 11 (2x) vs Clemson (03/11/20)
 SEC:

FT MADE

Season: 10 vs Kansas State (11/22/21)
 Career: 14 vs Wake Forest (01/12/19)
 SEC:

FT ATTEMPTED

Season: 10 (2x) last vs Cincinnati (11/23/21)
 Career: 14 vs Wake Forest (01/12/19)
 SEC:

REBOUNDS

Season: 3 vs Kansas State (11/22/21)
 Career: 6 vs Loyola-Chicago (03/15/18)
 SEC:

ASSISTS

Season: 3 vs Cincinnati (11/23/21)
 Career: 9 at Virginia Tech (03/08/19)
 SEC:

STEALS

Season: 1 vs UNI (11/17/21)
 Career: 5 vs Temple (12/17/19)
 SEC:

BLOCKED SHOTS

Season: -
 SEC: 2 vs Florida State (01/18/20)
 SEC:

MINUTES

Season: 31:13 vs Cincinnati (11/23/21)
 Career: 40:55 vs Florida State (01/18/20)
 SEC:

CHRIS LYKES' 2021-22 GAME STATS

Opponent	Date	GS	Min	FG	FGA	Pct	3FG	3A	Pct	FT	FTA	Pct	O	D	Tot	Avg	PF	FO	A	TO	Blk	Stl	Pts	Avg
MERCER	11/09/21	26	4	7	.571	1	1	1.000	7	8	.875	0	2	2	2.0	1	0	1	1	0	0	0	16	16.0
GARDNER-WEBB	11/13/21	16	2	5	.400	1	2	.500	0	2	.000	0	0	0	1.0	1	0	0	0	0	0	5	10.5	
NORTHERN IOWA	11/17/21	31	8	16	.500	4	7	.571	6	7	.857	0	1	1	1.0	0	0	2	2	0	1	26	15.7	
vs Kansas State	11/22/21	28	2	7	.286	0	3	.000	10	10	1.000	0	3	3	1.5	2	0	2	2	0	0	14	15.3	
vs Cincinnati	11/23/21	31	3	12	.250	1	4	.250	8	10	.800	1	0	1	1.4	3	0	3	0	0	0	15	15.2	
PENN	11/28/21	17	0	7	.000	0	2	.000	0	0	.000	1	0	1	1.3	1	0	1	0	0	1	0	12.7	
Totals		0	149	19	54	.352	7	19	.368	31	37	.838	2	6	8	1.3	8	0	9	5	0	2	76	12.7

CHRIS LYKES CAREER STATISTICS

Year	GP	GS	Min	Avg	FG	FGA	Pct	3FG	3FGA	Pct	FT	FTA	Pct	Off	Def	Tot	Avg	PF	FO	Asst	TO	Blk	Stl	Pts	Avg
2017-18 (MIA)	32	10	690	21.6	100	249	.402	48	139	.345	59	82	.720	3	36	39	1.2	70	0	75	58	1	25	307	9.6
2018-19 (MIA)	32	32	1082	33.8	171	421	.406	61	192	.318	114	146	.781	14	72	86	2.7	72	0	103	93	1	43	517	16.2
2019-20 (MIA)	26	24	780	30.0	140	324	.432	51	134	.381	70	86	.814	10	45	55	2.1	68	1	62	54	7	28	401	15.4
2020-21 (MIA)*	2	2	57	28.5	8	22	.364	5	11	.455	10	11	.909	0	8	8	4.0	4	0	11	3	1	4	31	15.5
2021-22 (ARK)	6	0	149	24.8	19	54	.352	7	19	.368	31	37	.838	2	6	8	1.3	8	0	9	5	0	2	76	12.7
TOTAL	98	68	2758	28.1	438	1070	.409	172	495	.347	284	362	.785	29	167	196	2.0	222	1	260	213	10	102	1332	13.6

*- Played in two games in 2020-21 before suffering a season-ending injury

13

CHANCE MOORE

Fr. | G | 6-5 | 195 | Brookhaven, Ga. | McEachern HS

GENERAL:

- A four-star recruit ... Rated 84th nationally by ESPN and 93rd by 247Sports Composite ... Averaged 19 pts and 9 rebounds his senior season

2021-22 HIGHLIGHTS:

.



@Chance3303



@chance_moore



PERSONAL BESTS

POINTS

Season: --

SEC: --

FG MADE

Season: --

SEC: --

FG ATTEMPTED

Season: --

SEC: --

3-POINT FG MADE

Season: --

SEC: --

3-PT FG ATTEMPTS

Season: --

SEC: --

FT MADE

Season: --

SEC: --

FT ATTEMPTED

Season: --

SEC: --

REBOUNDS

Season: --

SEC: --

ASSISTS

Season: --

SEC: --

STEALS

Season: --

SEC: --

BLOCKED SHOTS

Season: --

SEC: --

MINUTES

Season: 1:56 vs Gardner-Webb (11/13/21)

SEC: --

CHANCE MOORE'S 2021-22 GAME STATS

Opponent	Date	GS	Min	FG	FGA	Pct	3FG	3A	Pct	FT	FTA	Pct	O	D	Tot	Avg	PF	FO	A	TO	Blk	Stl	Pts	Avg
MERCER	11/09/21	DNP																						
GARDNER-WEBB	11/13/21	2		0	0	.000	0	0	.000	0	0	.000	0	0	0	0.0	2	0	0	0	0	0	0	0.0
NORTHERN IOWA	11/17/21	DNP																						
vs Kansas State	11/22/21	DNP																						
vs Cincinnati	11/23/21	DNP																						
vs Penn	11/28/21	DNP																						
Totals		0	2	0	0	.000	0	0	.000	0	0	.000	0	0	0	0.0	2	0	0	0	0	0	0	0.0

CHANCE MOORE CAREER STATISTICS

Year	GP	GS	Min	Avg	FG	FGA	Pct	3FG	3FGA	Pct	FT	FTA	Pct	Off	Def	Tot	Avg	PF	FO	Ast	TO	Blk	Stl	Pts	Avg
2021-22	1	0	2	2.0	0	0	.000	0	0	.000	0	0	.000	0	0	0	0.0	2	0	0	0	0	0	0	0.0

14

JAXSON ROBINSON

*So. | G | 6-6 | 185 | Ada, Okla. | Ada HS | Texas A&M

GENERAL:

- Played one season (2020-21) at Texas A&M ... Was a four-star prospect by 247Sports, ESPN and Rivals ... Ranked 62nd nationally and 16th at his position by 247Sports ... Previously was a top 50 recruit of 2021 class but reclassified to the 2020 signing class.

2021-22 HIGHLIGHTS:

- Gardner-Webb:** Tied career highs with six points and making two 3-pointers ... Recorded his second career blocked shot.

Led his team/ARK in Pts:	0 / 0
CAREER: Double-figure Pts:	0 / 0
20-pt gms:	0 / 0
Gms with a 3PT FG:	5 / 1
Gms with 3+ 3PT FG:	0 / 0
Gms with 3+ Steals:	0 / 0
Gms with 3+ Assists:	0 / 0

 @Robinsonjaxx

 @j4sonn

* - Will be granted an extra year of eligibility due to COVID-19 in 2020-21



PERSONAL BESTS

POINTS

Season: 6 vs Gardner-Webb (11/13/21)
 Career: 6 (4x) last vs Gardner-Webb (11/13/21)
 SEC: 6 (3x) last at Ole Miss (01/23/21)

FG MADE

Season: 2 vs Gardner-Webb (11/13/21)
 Career: 2 (5x) last vs Gardner-Webb (11/13/21)
 SEC: 2 (4x) last vs at Ole Miss (01/23/21)

FG ATTEMPTED

Season: 7 vs Gardner-Webb (11/13/21)
 Career: 7 vs Gardner-Webb (11/13/21)
 SEC: 6 at LSU (12/29/20)

3-PT FG MADE

Season: 2 vs Gardner-Webb (11/13/21)
 Career: 2 (4x) last vs Gardner-Webb (11/13/21)
 SEC: 2 (3x) last at Ole Miss (01/23/21)

3-PT FG ATT

Season: 7 vs Gardner-Webb (11/13/21)
 Career: 7 vs Gardner-Webb (11/13/21)
 SEC: 5 (4x) last at Ole Miss (01/23/21)

FT MADE

Season: --
 Career: --
 SEC: --

FT ATTEMPTED

Season: --
 Career: 1 vs Tennessee (01/09/21)
 SEC: 1 vs Tennessee (01/09/21)

REBOUNDS

Season: 1 vs Gardner-Webb (11/13/21)
 Career: 7 at LSU (12/29/20)
 SEC: 7 at LSU (12/29/20)

ASSISTS

Season: --
 Career: 1 (4x) last vs LSU (01/26/21)
 SEC: 1 (3x) last vs LSU (01/26/21)

STEALS

Season: --
 Career: 1 (3x) last at Ole Miss (01/23/21)
 SEC: 1 (2x) last at Ole Miss (01/23/21)

BLOCKED SHOTS

Season: 1 vs Gardner-Webb (11/13/21)
 Career: 1 (2x) last vs Gardner-Webb (11/13/21)
 SEC: --

MINUTES

Season: 10:57 vs Gardner-Webb (11/13/21)
 Career: 19:32 vs Auburn (01/02/21)
 SEC: 19:32 vs Auburn (01/02/21)

JAXSON ROBINSON'S 2021-22 GAME STATS

Opponent	Date	GS	Min	FG	FGA	Pct	3FG	3A	Pct	FT	FTA	Pct	O	D	Tot	Avg	PF	FO	A	TO	Blk	Stl	Pts	Avg
MERCER	11/09/21	DNP																						
GARDNER-WEBB	11/13/21	11	11	2	7	.286	2	7	.286	0	0	.000	1	0	1	1.0	1	0	0	0	1	0	6	6.0
NORTHERN IOWA	11/17/21	DNP																						
vs Kansas State	11/22/21	DNP																						
vs Cincinnati	11/23/21	DNP																						
PENN	11/28/21	0+	0	0	0	.000	0	0	.000	0	0	.000	0	0	0	0.5	0	0	0	0	0	0	0	3.0
Totals		0	11	2	7	.286	2	7	.286	0	0	.000	1	0	1	0.5	1	0	0	0	1	0	6	3.0

JAXSON ROBINSON CAREER STATISTICS

Year	GP	GS	Min	Avg	FG	FGA	Pct	3FG	3FGA	Pct	FT	FTA	Pct	Off	Def	Tot	Avg	PF	FO	Asst	TO	Blk	Stl	Pts	Avg
2020-21 (TXAM)	14	4	137	9.7	11	31	.355	8	28	.268	0	1	.000	4	11	15	1.1	10	0	4	5	1	3	30	2.1
2021-22 (ARK)	2	0	11	5.5	2	7	.286	2	7	.286	0	0	.000	1	0	1	0.5	1	0	0	0	1	0	6	3.0
Total	16	4	148	9.3	13	38	.342	10	35	.286	0	1	.000	5	11	16	1.0	11	0	4	5	2	3	36	2.3

20

KAMANI JOHNSON

R-Jr. | F | 6-7 | 235 | Brooklyn, N.Y. | Holy Spirit (Ga.) Prep School | Little Rock

GENERAL:

• Played two seasons at Little Rock ... Sat out 2020-21 att Arkansas per NCAA transfer rules ... Signed with Arkansas on Oct. 26, 2020, and joined the team on Dec. 19, 2020 ... **Third team All-Sun Belt** selection at Little Rock ... His 144 free throws made in 2019-20 ranked sixth in UALR history for a single season ... In the NCAA, ranked 26th in free throw attempts with a Sun Belt-best 198 and ranked 49th nationally in free throws made (144).

2021-22 HIGHLIGHTS

- **GWU:** Had six rebounds in eight minutes.
- **Cincy:** Turned in four solid minutes in the first half with two rebounds and a blocked shot.

DOUBLE-DOUBLES (4)

SOPHOMORE (4)

11/27/19 • ALCORN STATE 17 pts 12 reb
01/02/20 • TEXAS STATE * 15 pts 10 reb
01/04/20 • UT ARLINGTON * 30 pts 13 reb
02/22/20 • at Arkansas St. 32 pts 16 reb

* - Back-to-Back games

• Led his team/ARK in Pts:5/0
• Led his team/ARK in Rebs:10/0
• Led his team/ARK in Assists:.....7/0
• Led his tm/ARK in PTS•REB Same Gm:.....3/0
• Led his tm/ARK in P•R•A Same Gm:.....2/0
• CAREER: Double-figure Pts:20/0
Double-figure Rebs:.....7/0
20-pt gms / 30-pt gms:3 / 2
Gms with a 3PT Made:.....0/0
Gms with 3+ Assists:17/0
Gms with 5+ Rebs:.....37/0



@KamaniJohnson20



@Kamani_Johnson



PERSONAL BESTS

POINTS

Season: 5 vs Gardner-Webb (11/13/21)
Career: 32 at Arkansas State (02/22/20)

SEC:

FG MADE

Season: 1 (2x) las vs Penn (11/28/21)
Career: 9 at Arkansas State (02/22/20)

SEC:

FG ATTEMPTED

Season: 1 (2x) las vs Penn (11/28/21)
Career: 13 at Memphis (11/20/19)

SEC:

3-PT FG MADE

Season: --

Career: --

SEC:

3-PT FG ATT

Season: --

Career: 1 (2x) last at Memphis (11/20/19)

SEC:

FT MADE

Season: 3 vs Gardner-Webb (11/13/21)
Career: 14 at Arkansas State (02/22/20)

SEC:

FT ATTEMPTED

Season: 5 vs Gardner-Webb (11/13/21)
Career: 16 at Arkansas State (02/22/20)

SEC:

REBOUNDS

Season: 6 vs Gardner-Webb (11/13/21)
Career: 20 at Arkansas State (02/22/20)

SEC:

ASSISTS

Season: 1 vs Mercer (11/09/21)
Career: 6 vs Appalachian State (02/01/20)

SEC:

STEALS

Season: --
Career: 3 vs Arkansas State (02/02/19)

SEC:

BLOCKED SHOTS

Season: 1 (2x) las vs Penn (11/28/21)
SEC: 2 (5x) last at UT Arlington (02/15/20)

SEC:

MINUTES

Season: 8:34 vs Gardner-Webb (11/13/21)
Career: 38:42 vs UT Arlington (01/04/20)

SEC:

KAMANI JOHNSON'S 2021-22 GAME STATS

Opponent	Date	GS	Min	FG	FGA	Pct	3FG	3A	Pct	FT	FTA	Pct	O	D	Tot	Avg	PF	FO	A	TO	Blk	Stl	Pts	Avg
MERCER	11/09/21	1	0	0	.000	0	0	.000	0	0	.000	1	0	1	1.0	0	0	1	1	0	0	0	0.0	
GARDNER-WEBB	11/13/21	8	1	1	1.000	0	0	.000	3	5	.600	2	4	6	3.5	0	0	0	2	0	0	5	2.5	
NORTHERN IOWA	11/17/21	DNP																						
vs Kansas State	11/22/21	DNP																						
vs Cincinnati	11/23/21	4	0	0	.000	0	0	.000	0	0	.000	2	0	2	3.0	1	0	0	1	1	0	0	1.7	
PENN	11/28/21	5	1	1	1.000	0	0	.000	0	2	.000	2	1	3	3.0	1	0	0	2	1	0	2	1.8	
Totals		0	18	2	2	1.000	0	0	.000	3	7	.429	7	5	12	3.0	2	0	1	6	2	0	7	1.8

KAMANI JOHNSON CAREER STATISTICS

Year	GP	GS	Min	Avg	FG	FGA	Pct	3FG	3FGA	Pct	FT	FTA	Pct	Off	Def	Tot	Avg	PF	FO	Ass	TO	Blk	Stl	Pts	Avg
2018-19 (UALR)	27	15	519	19.2	53	96	.552	0	1	.000	33	65	.508	51	79	130	4.8	85	5	37	41	13	14	139	5.1
2019-20 (UALR)	31	28	860	27.7	98	191	.513	0	1	.000	144	198	.727	94	113	207	6.7	99	5	68	67	15	23	340	11.0
2021-22 (ARK)	4	0	18	4.5	2	2	1.000	0	0	.000	3	7	.429	3	5	12	3.0	2	0	1	6	2	0	7	1.8
TOTAL	62	43	1397	22.5	153	289	.529	0	2	.000	180	270	.667	152	197	349	5.6	186	10	106	114	30	37	486	7.8

23

CONNOR VANOVER

*Jr. | F | 7-3 | 215 | Little Rock, Ark. | Findlay Prep (Nev.) | Univ. of California

GENERAL:

- Named the SEC Winter Academic Honor Roll ... Played his freshman season at Cal, Sat out 2019-20 season at Arkansas ... In 2020-19, was 1 of 3 players in the NCAA to have at least 50 blocked shots and 20 3-pointers made ... In fact, Vanover is the first Arkansas player with 50+ blocks and 20+ 3's made in a season and only nine other Hogs have reached those levels in an entire career (HogStats.com).

2021-22 HIGHLIGHTS:

- GWU:** Set the tone early and produced one of his best overall games with a team-best 19 points, seven rebounds, three blocked shots and two assists in just 17 minutes ... Down six with 6:30 left in the first half, keyed a 29-5 run to put the Hogs up 18 with eight points, three rebounds and two blocked shots during the run.
- HOF Classic:** Helped Arkansas to an 18-point halftime lead vs K-State by scoring 10 of his 14 points in the period ... Sank a career-high 9-of-9 from the free throw line, including 8-of-8 in the first half ... Was productive in his 17 minutes vs Cincy with 8 points, 6 rebounds and a blocked shot.
- Penn:** Only scored six points, but it was the first six points of the second half to push the 11-point halftime lead to 17.

FT Pct.	.933	2nd SEC	28th NCAA
Blocks/Gm	1.20	9th SEC	170th NCAA

Led his team/ARK in Pts:	5 / 4
Led his team/ARK in Rebs:	7 / 5
CAREER: Double-figure Pts:	16 / 9
Double-figure rebs:	2 / 2
20-pt gms:	2 / 1
Gms with a 3 PT FG:	30 / 18
Gms with 3+ 3PT FG:	2 / 1
Gms with 3+ Blks:	13 / 9

PLAYERS IN THE NCAA
IN 2020-21

WITH 50+ BLOCKS AND 20+ 3'S MADE

Connor Vanover, ARK	51 blocks	24 3's
Hayden Koval, UNCG	65 blocks	26 3's
Jay Huff, Uva	62 blocks	28 3's

Vanover the first Arkansas player with 50+ blocks and 20+ 3's made in a season. Only nine other Hogs have reached those levels in an entire career: (HogStats.com)

Carl Baker (54 BLK • 29 3's)	Todd Day (102 BLK • 226 3's)
Ron Huery (70 BLK • 94 3's)	Vincent Hunter (79 BLK • 32 3's)
Bobby Portis (104 BLK • 23 3's)	Marshawn Powell (96 BLK • 42 3's)
Michael Qualls (55 BLK • 103 3's)	Darnell Robinson (62 BLK • 28 3's)
Mike Washington (107 BLK • 22 3's)	



@Vanover_Connor



@cv_23

* - Will be granted an extra year of eligibility due to COVID-19 in 2020-21



PERSONAL BESTS

POINTS

Season: 19	vs Gardner-Webb (11/13/21)
Career: 24	at Stanford (03/07/19)
SEC: 17	at Auburn (12/30/20)

FG MADE

Season: 7	vs Gardner-Webb (11/13/21)
Career: 9	at Stanford (03/07/19)
SEC: 6	vs Mississippi State (02/02/21)

FG ATTEMPTED

Season: 12	vs Gardner-Webb (11/13/21)
Career: 15	vs Washington (02/28/19)
SEC: 11 (3x)	last vs Mississippi State (02/02/21)

3-POINT FG MADE

Season: 1	vs Gardner-Webb (11/13/21)
Career: 5	at Stanford (03/07/19)
SEC: 2 (2x)	last at Missouri (02/13/21)

3-PT FG ATTEMPTS

Season: 3	vs Kansas State (11/22/21)
Career: 8	vs Lipscomb (12/05/20)
SEC: 6	at Auburn (12/30/20)

FT MADE

Season: 8	vs Kansas State (11/22/21)
Career: 8	vs Kansas State (11/22/21)
SEC: 6	at Auburn (12/30/20)

FT ATTEMPTED

Season: 9	vs Kansas State (11/22/21)
Career: 9	vs Kansas State (11/22/21)
SEC: 6	at Auburn (12/30/20)

REBOUNDS

Season: 7	vs Gardner-Webb (11/13/21)
Career: 16	vs North Texas (11/28/20)
SEC: 8	vs Mississippi State (02/02/21)

ASSISTS

Season: 2	vs Gardner-Webb (11/13/21)
Career: 2 (7x)	last at Missouri (02/13/21)
SEC: 2 (2x)	last at Missouri (02/13/21)

STEALS

Season: --	
Career: 3	vs Southern (12/19/20)
SEC: 2 (2x)	last vs Mississippi State (02/02/21)

BLOCKED SHOTS

Season: 3	vs Gardner-Webb (11/13/21)
Career: 6 (2x)	last vs North Texas (11/28/20)
SEC: 5	vs Ole Miss (01/27/21)

MINUTES

Season: 20:02	vs Kansas State (11/22/21)
Career: 34:05	vs North Texas (11/28/20)
SEC: 28:45	at Auburn (12/30/20)

CONNOR VANOVER'S 2021-22 GAME STATS

Opponent	Date	GS	Min	FG	FGA	Pct	3FG	3A	Pct	FT	FTA	Pct	O	D	Tot	Avg	PF	FO	A	TO	Blk	Stl	Pts	Avg
MERCER	11/09/21		DNP																					
GARDNER-WEBB	11/13/21	*	17	7	12	.583	1	2	.500	4	4	1.000	3	4	7	7.0	1	0	2	0	3	0	19	19.0
NORTHERN IOWA	11/17/21	*	5	1	4	.250	0	2	.000	0	0	.000	0	1	1	4.0	0	0	0	0	1	0	2	10.5
vs Kansas State	11/22/21	*	21	3	7	.429	0	3	.000	8	9	.889	3	2	5	4.3	1	0	0	0	1	0	14	11.7
vs Cincinnati	11/23/21	*	17	4	8	.500	0	1	.000	0	0	.000	1	5	6	4.8	1	0	0	0	1	0	8	10.8
PENN	11/28/21	*	12	2	3	.667	0	1	.000	2	2	1.000	1	3	4	4.6	0	0	0	0	0	0	6	9.8
Totals		5	72	17	34	.500	1	9	.111	14	15	.933	8	15	23	4.6	3	0	2	0	6	0	49	9.8

CONNOR VANOVER CAREER STATISTICS

Year	GP	GS	Min	Avg	FG	FGA	Pct	3FG	3FGA	Pct	FT	FTA	Pct	Off	Def	Tot	Avg	PF	FO	Asst	TO	Blk	Stl	Pts	Avg
2018-19 (CAL)	28	15	491	17.5	83	177	.469	27	76	.355	16	24	.667	21	62	83	3.0	38	2	5	18	35	7	209	7.5
2020-21 (ARK)	29	27	483	16.7	70	155	.452	24	74	.324	20	21	.952	27	104	131	4.5	37	0	14	21	51	13	184	6.3
2021-22 (ARK)	5	5	72	14.4	17	34	.500	1	9	.111	14	15	.933	8	15	23	4.6	3	0	2	0	6	0	49	9.8
TOTAL	62	47	1046	16.9	170	366	.464	52	159	.327	50	60	.833	56	181	237	3.8	78	2	21	39	92	20	442	7.1

ARKANSAS RAZORBACKS

2021-22 SEASON RESULTS & LEADERS

RECORD:	OVERALL	HOME	AWAY	NEUTRAL
ALL GAMES	6-0	4-0	0-0	2-0
CONFERENCE	0-0	0-0	0-0	0-0
NON-CONFERENCE	6-0	4-0	0-0	2-0

DATE	TIME (CT)	R A N K	OPPONENT	TV	RESULT	ATTEND	RECORD	(SEC)	HIGH POINTS	HIGH REBOUNDS
11/19/21	7:00 pm	16/15	— MERCER	SEC Network Plus	W 74-61	19200	1-0	--	(30) JD Notae	(11) Au'Diese Toney
11/13/21	2:00 pm	16/15	— GARDNER-WEBB	SEC Network Plus	W 86-69	19200	2-0	--	(19) Connor Vanover	(8) Jaylin Williams
11/17/21	7:00 pm	16/15	-- NORTHERN IOWA	SEC Network Plus	W 93-80	19200	3-0	--	(26) Chris Lykes	(9) Stanley Umude
11/22/21	8:00 pm	+ 13/12	-- vs Kansas State	ESPNews	W 72-64	9409	4-0	--	(14) Chris Lykes (14) Connor Vanover	(9) Au'Diese Toney
11/23/21	8:30 pm	+ 13/12	-- vs Cincinnati	ESPN2	W 73-67	7255	5-0	--	(19)Au'Diese Toney	(11)Jaylin Williams
11/28/21	3:00 pm	13/12	-- PENN	SEC Network	W 76-60	19200	6-0	--	(28)JD Notae	(9)JD Notae (9)Jaylin Williams

Home Games in CAPS | * - Southeastern Conference game | + Hall of Fame Classic (Kansas City, Mo. - T-Mobile Center) | % - Big 12/SEC Challenge
 @ - played in Tulsa, Okla. (BOK Center) | & - played in North Little Rock (Simmons Bank Arena) | ^ - SEC Tournament (Tampa, Fla. - Amalie Arena)

ATTENDANCE SUMMARY	GAMES	TOTALS	AVG/GAME
HOME	4	76800	19200
AWAY	0	0	0
NEUTRAL	2	16664	8332
TOTAL	6	93464	15577

ARKANSAS RAZORBACKS

2021-22 COMBINED REPORT

RECORD:	OVERALL	HOME	AWAY	NEUTRAL
ALL GAMES	6-0	4-0	0-0	2-0
CONFERENCE	0-0	0-0	0-0	0-0
NON-CONFERENCE	6-0	4-0	0-0	2-0

##	Player	GP	GS	Min	Avg	• TOTAL •			• 3-PTS •			• REBOUNDS •				PF		FO				A				TO		Blk		Stl		Pts		Avg	
						FG	FGA	Pct	3FG	FGA	Pct	FT	FTA	Pct	Off																				
1	JD Notae	6	6	217	36.2	46	111	.414	14	51	.275	11	16	.688	2	26	28	4.7	12	0	22	13	2	18	117	19.5									
5	Au'Diese Toney	6	6	172	28.7	27	43	.628	2	4	.500	22	28	.786	21	23	44	7.3	12	0	4	4	1	5	78	13.0									
11	Chris Lykes	6	0	149	24.8	19	54	.352	7	19	.368	31	37	.838	2	6	8	1.3	8	0	9	5	0	2	76	12.7									
23	Connor Vanover	5	5	72	14.4	17	34	.500	1	9	.111	14	15	.933	8	15	23	4.6	3	0	2	0	6	0	49	9.8									
0	Stanley Umude	6	1	136	22.7	25	48	.521	4	10	.400	4	7	.571	4	24	28	4.7	9	0	5	9	3	5	58	9.7									
4	Davonte Davis	6	6	172	28.7	16	42	.381	4	13	.308	2	4	.500	7	18	25	4.2	13	0	17	14	0	9	38	6.3									
10	Jaylin Williams	6	5	173	28.8	10	22	.455	2	7	.286	10	20	.500	11	39	50	8.3	13	0	28	13	6	6	32	5.3									
14	Jaxson Robinson	2	0	11	5.5	2	7	.286	2	7	.286	0	0	.000	1	0	1	0.5	1	0	0	0	1	0	6	3.0									
20	Kamani Johnson	4	0	18	4.5	2	2	1.000	0	0	.000	3	7	.429	7	5	12	3.0	2	0	1	6	2	0	7	1.8									
3	Trey Wade	6	0	50	8.3	4	10	.400	1	4	.250	1	2	.500	2	4	6	1.0	5	0	4	2	1	0	10	1.7									
2	Khalen Robinson	4	1	28	7.0	1	6	.167	1	4	.250	0	0	.000	0	2	2	0.5	6	0	3	1	0	1	3	0.8									
13	Chance Moore	1	0	2	2.0	0	0	.000	0	0	.000	0	0	.000	0	0	0	0.0	2	0	0	0	0	0	0	0.0									
TEAM.....																7 10 17 2.8				0		0				0									
RAZORBACKS..... 6						169	379	.446	38	128	.297	98	136	.721	72	172	244	40.7	86	0	95	67	22	46	474	79.0									
Opponents..... 6						141	346	.408	61	172	.355	58	82	.707	42	148	190	31.7	115	2	77	89	15	31	401	66.8									

Team Statistics

	ARK	OPP
SCORING	474	401
Points per game	79.0	66.8
Scoring margin	+12.2	-
FIELD GOALS-ATT	169-379	141-346
Field goal pct	.446	.408
3 POINT FG-ATT	38-128	61-172
3-point FG pct	.297	.355
3-pt FG made per game	6.3	10.2
FREE THROWS-ATT	98-136	58-82
Free throw pct	.721	.707
F-Throws made per game	16.3	9.7
REBOUNDS	244	190
Rebounds per game	40.7	31.7
Rebounding margin	+9.0	-
ASSISTS	95	77
Assists per game	15.8	12.8
TURNOVERS	67	89
Turnovers per game	11.2	14.8
Turnover margin	+3.7	-
Assist/turnover ratio	1.4	0.9
STEALS	46	31
Steals per game	7.7	5.2
BLOCKS	22	15
Blocks per game	3.7	2.5
ATTENDANCE	76800	16664
Home games-Avg/Game	4-19200	0-0
Neutral site-Avg/Game	-	2-8332

SCORE BY PERIODS:	1st	2nd	Total
Arkansas	215	259	474
Opponents	180	221	401

Date	Ark. Rank	Opponent	Result	Score	Attend
11/09/21	16/15	MERCER	W	74-61	19200
11/13/21	16/15	GARDNER-WEBB	W	86-69	19200
11/17/21	16/15	NORTHERN IOWA	W	93-80	19200
+ 11/22/21	13/12	vs Kansas State	W	72-64	9409
+ 11/23/21	13/12	vs Cincinnati	W	73-67	7255
11/28/21	13/12	PENN	W	76-60	19200

* = SEC game

+ Hall of Fame Classic (Kansas City, Mo. - T-Mobile Center)

@ - played in Tulsa, Okla. (BOK Center)

& - played in North Little Rock (Simmons Bank Arena)

% = SEC/Big 12 Challenge

^ - SEC Tournament (Tampa, Fla. - Amalie Arena)

ARKANSAS RAZORBACKS

2021-22 SEASON STATISTICS • ALL GAMES



RECORD:	OVERALL	HOME	AWAY	NEUTRAL
ALL GAMES	6-0	4-0	0-0	2-0
CONFERENCE	0-0	0-0	0-0	0-0
NON-CONFERENCE	6-0	4-0	0-0	2-0

				• TOTAL •			• 3-PTS •			• REBOUNDS •																
##	Player	GP	GS	Min	Avg	FG	FGA	Pct	3FG	FGA	Pct	FT	FTA	Pct	Off	Def	Tot	Avg	PFFO	A	TO	Blk	St	Pts	Avg	
1	JD Notae	6	6	217	36.2	46	111	.414	14	51	.275	11	16	.688	2	26	28	4.7	12	0	22	13	2	18	117	19.5
5	Au'Diese Toney	6	6	172	28.7	27	43	.628	2	4	.500	22	28	.786	21	23	44	7.3	12	0	4	4	1	5	78	13.0
11	Chris Lykes	6	0	149	24.8	19	54	.352	7	19	.368	31	37	.838	2	6	8	1.3	8	0	9	5	0	2	76	12.7
23	Connor Vanover	5	5	72	14.4	17	34	.500	1	9	.111	14	15	.933	8	15	23	4.6	3	0	2	0	6	0	49	9.8
0	Stanley Umude	6	1	136	22.7	25	48	.521	4	10	.400	4	7	.571	4	24	28	4.7	9	0	5	9	3	5	58	9.7
4	Davonte Davis	6	6	172	28.7	16	42	.381	4	13	.308	2	4	.500	7	18	25	4.2	13	0	17	14	0	9	38	6.3
10	Jaylin Williams	6	5	173	28.8	10	22	.455	2	7	.286	10	20	.500	11	39	50	8.3	13	0	28	13	6	6	32	5.3
14	Jaxson Robinson	2	0	11	5.5	2	7	.286	2	7	.286	0	0	.000	1	0	1	0.5	1	0	0	0	1	0	6	3.0
20	Kamani Johnson	4	0	18	4.5	2	2	1.000	0	0	.000	3	7	.429	7	5	12	3.0	2	0	1	6	2	0	7	1.8
3	Trey Wade	6	0	50	8.3	4	10	.400	1	4	.250	1	2	.500	2	4	6	1.0	5	0	4	2	1	0	10	1.7
2	Khalen Robinson	4	1	28	7.0	1	6	.167	1	4	.250	0	0	.000	0	2	2	0.5	6	0	3	1	0	1	3	0.8
13	Chance Moore	1	0	2	2.0	0	0	.000	0	0	.000	0	0	.000	0	0	0	0.0	2	0	0	0	0	0	0	0.0
TEAM.....															7	10	17	2.8	0		0			0		
ARKANSAS.....		6				169	379	.446	38	128	.297	98	136	.721	72	172	244	40.7	86	0	95	67	22	46	474	79.0
Opponents.....		6				141	346	.408	61	172	.355	58	82	.707	42	148	190	31.7	115	2	77	89	15	31	401	66.8

SCORE BY PERIODS:	1st	2nd	Total
Arkansas	215	259	474
Opponents	180	221	401

DEADBALL REBOUNDS:	OFF	DEF	TOTAL
Arkansas	23	4	27
Opponents	11	5	16

2021-22 ARKANSAS RAZORBACKS GAME HIGHS

Opponent	DATE	SCORE	RESULT	POINTS	REBOUNDS	ASSISTS	STEALS	BLOCKED SHOTS
MERCER	11/09/21	74-61	W	30-JD Notae	11-Au'Diese Toney	5-Jaylin Williams	7-JD Notae	2-Jaylin Williams
GARDNER-WEBB	11/13/21	86-69	W	19-Connor Vanover	8-Jaylin Williams	6-Davonte Davis	2-JD Notae Davonte Davis	3-Connor Vanover
NORTHERN IOWA	11/17/21	93-80	W	26-Chris Lykes	9-Stanley Umude	9-JD Notae	2-JD Notae	3-Jaylin Williams
vs Kansas State	11/22/21	72-64	W	14-Connor Vanover Chris Lykes	9-Au'Diese Toney	5-JD Notae	3-JD Notae	1-Jaylin Williams Stanley Umude Connor Vanover
vs Cincinnati	11/23/21	73-67	W	19-Au'Diese Toney	11-Jaylin Williams	4-Jaylin Williams	2-JD Notae Jaylin Williams	1-Connor Vanover JD Notae Kamani Johnson
PENN	11/28/21	76-60	W	28-JD Notae	9-Jaylin Williams JD Notae	6-Jaylin Williams	2-JD Notae Davonte Davis	1-JD Notae Stanley Umude Kamani Johnson

LED TEAM IN POINTS (including ties)	LED TEAM IN REBS (including ties)	LED TEAM IN ASSISTS (including ties)	LED TEAM IN STEALS (including ties)	LED TEAM IN BLKS (including ties)
Notae 2	Williams 3	Williams 3	Notae 6	Williams 3
Lykes 2	Toney 2	Notae 2	Davis 2	Vanover 3
Vanover 2	Umude 1	Davis 1	Williams 1	Umude 2
Toney 1	Notae 1			Notae 2
				Johnson 2

2020-21 RAZORBACK GAME-BY-GAME STATISTICS

Opponent	Date	Score	W/L	• TOTAL •			• 3-PTRS •						• REBOUNDS •										
				FG	FGA	Pct	3FG	FGA	Pct	FT	FTA	Pct	Off	Def	Tot	Avg	PF	A	TO	Blk	Stl	Pts	Avg
MERCER	11/09/21	74-61	W	26	55	.473	6	21	.286	16	22	.727	11	24	35	35.0	6	13	15	2	12	74	74.0
GARDNER-WEBB	11/13/21	86-69	W	32	68	.471	13	27	.481	9	15	.600	12	27	39	37.0	17	23	9	5	6	86	80.0
NORTHERN IOWA	11/17/21	93-80	W	35	69	.507	10	24	.417	13	17	.765	7	32	39	37.7	14	21	5	6	7	93	84.3
vs Kansas State	11/22/21	72-64	W	21	58	.362	3	22	.136	27	34	.794	13	28	41	38.5	20	9	12	3	7	72	81.2
vs Cincinnati	11/23/21	73-67	W	23	66	.348	3	17	.176	24	32	.750	18	28	46	40.0	15	12	11	3	6	73	79.6
PENN	11/28/21	76-60	W	32	63	.508	3	17	.176	9	16	.563	11	33	44	40.7	14	17	15	3	8	76	79.0
Arkansas		474		169	379	.446	38	128	.297	98	136	.721	72	172	244	40.7	86	95	67	22	46	474	79.0
Opponents		401		141	346	.408	61	172	.355	58	82	.707	42	148	190	31.7	115	77	89	15	31	401	66.8

Games played: 6

Points/game: 79.0

FG Pct: 44.6

3FG Pct: 29.7

FT Pct: 72.1

Rebounds/game: 40.7

Assists/game: 15.8

Turnovers/game: 11.2

Assist/turnover ratio: 1.4

Steals/game: 7.7

Blocks/game: 3.7

2021-22 OPPONENT GAME-BY-GAME STATISTICS

Opponent	Date	Score	W/L	• TOTAL •			• 3-PTRS •						• REBOUNDS •										
				FG	FGA	Pct	3FG	FGA	Pct	FT	FTA	Pct	Off	Def	Tot	Avg	PF	A	TO	Blk	Stl	Pts	Avg
MERCER	11/09/21	74-61	W	23	51	.451	13	31	.419	2	6	.333	4	18	22	22.0	16	17	18	2	7	61	61.0
GARDNER-WEBB	11/13/21	86-69	W	24	53	.453	13	31	.419	8	11	.727	5	24	29	25.5	18	17	15	2	4	69	65.0
NORTHERN IOWA	11/17/21	93-80	W	27	67	.403	17	37	.459	9	13	.692	9	29	38	29.7	14	17	12	2	3	80	70.0
vs Kansas State	11/22/21	72-64	W	22	59	.373	3	22	.136	17	23	.739	12	29	41	32.5	25	7	15	3	7	64	68.5
vs Cincinnati	11/23/21	73-67	W	24	59	.407	8	24	.333	11	13	.846	6	26	32	32.4	28	8	14	5	1	67	68.2
PENN	11/28/21	76-60	W	21	57	.368	7	27	.259	11	16	.688	6	22	28	31.7	14	11	15	1	9	60	66.8
Opponents		401		141	346	.408	61	172	.355	58	82	.707	42	148	190	31.7	115	77	89	15	31	401	66.8
Arkansas		474		169	379	.446	38	128	.297	98	136	.721	72	172	244	40.7	86	95	67	22	46	474	79.0

Games played: 6
 Points/game: 66.8
 FG Pct: 40.8
 3FG Pct: 35.5
 FT Pct: 70.7

Rebounds/game: 31.7
 Assists/game: 12.8
 Turnovers/game: 14.8
 Assist/turnover ratio: 0.9
 Steals/game: 5.2
 Blocks/game: 2.5

ARKANSAS RAZORBACKS

2021-22 GAME-BY-GAME POINTS-ASSISTS-REBOUNDS

				0	1	2	3	4	5	10	11	13	14	20	23	45
Opponent	Date	Score	WL	Umude	Notae	K. Robinson	Wade	Davis	Toney	Williams	Lykes	Moore	J. Robinson	Johnson	Vanover	Blake
MERCER	11/09/21	74-61	W	6-3-1	30-2-2	0-2-0	0-0-0	0-4-1	18-11-2	4-8-5	16-2-1	DNP	DNP	0-1-1	DNP	DNP
GWU	11/13/21	86-69	W	9-4-3	18-1-0	3-0-3	5-2-3	10-3-6	3-5-1	3-8-5	5-0-0	0-0-0	6-1-0	5-6-0	19-7-2	DNP
UNI	11/17/21	93-80	W	10-9-1	17-8-9	DNP	4-0-1	10-4-1	13-6-0	11-6-7	26-1-2	DNP	DNP	DNP	2-1-0	DNP
vs KSTATE	11/22/21	72-64	W	10-4-0	11-4-5	0-0-0	0-1-0	4-4-1	13-9-0	6-8-1	14-3-2	DNP	DNP	DNP	14-5-0	DNP
vs Cincy	11/23/21	73-67	W	4-1-0	13-4-1	DNP	1-3-0	8-5-3	19-9-1	5-11-4	15-1-3	DNP	DNP	0-2-0	8-6-0	DNP
PENN	11/28/21	76-60	W	19-7-0	28-9-5	0-0-0	0-0-0	6-5-5	12-4-0	3-9-6	0-1-1	DNP	0-0-0	2-3-0	6-4-0	DNP

ARKANSAS RAZORBACKS

2021-22 STARTING LINEUPS

[illegible]

ARKANSAS RAZORBACKS

2020-21 SPECIALTY STATS (ARKANSAS/OPPONENT)

Opponent	Pts Off TO	Pts In Paint	2nd Chance	Fast Break	Bench	Ties	Lead Chng	Ark Largest Lead	Best Ark Run	Opp Largest Lead	Best Opp Run	Ark Led	Opp Led	Gm Tied
MERCER	21 / 10	36 / 8	15 / 3	14 / 0	20 / 12	4	10	15 0:19 2nd	11-0	7 6:32 1st	7-0	24:21	13:26	2:13
GARDNER-WEBB	15 / 8	34 / 20	15 / 3	12 / 3	33 / 25	2	2	31 7:42 2nd	14-0	6 6:46 1st	8-0	31:08	5:15	3:37
NORTHERN IOWA	20 / 8	42 / 16	11 / 16	20 / 12	40 / 20	10	18	13 0:18 2nd	13-0	6 5:49 1st	9-0	23:52	10:38	5:43
vs Kansas State	13 / 17	30 / 34	16 / 8	9 / 8	24 / 28	1	0	18 HALFTIME	8-0	0 -- --	7-0	39:18	--	0:42
vs Cincinnati	14 / 13	28 / 28	14 / 4	8 / 6	20 / 27	11	14	6 0:01 2nd	8-0	4 5:57 2nd	6-0	18:18	16:51	4:51
PENN	16 / 14	48 / 22	16 / 7	13 / 4	21 / 22	2	2	22 15:50 2nd	9-0	3 18:49 1st	9-0	36:25	2:12	1:23

RED INDICATES
LARGEST UA LEADS
IN LOSS

RED INDICATES
LARGEST UA DEFICITS
IN A WIN

DEFLECTIONS (Thru Game 6) (ARK career Only unless noted*)

Player	17-18	18-19	19-20	20-21	21-22	Career
Davis	-	-	-	160	30	190
Johnson	-	NA	NA	RS	2	2
Lykes	NA	NA	NA	NA	10	10
Moore	-	-	-	-	0	0
Notae	NA	NA	RS	133	41	174
J. Robinson	-	-	-	NA	1	1
K. Robinson	-	-	-	4	2	6
Toney	-	NA	NA	NA	19	19
Umude	NA	NA	NA	NA	18	18
Vanover	-	NA	RS	104	12	117
Wade	NA	JC	NA	NA	6	6
Williams	-	-	-	81	25	106

MOST IN A GAME 2021-22:

- 11 Notae (K-ST)
9 Notae (MER) • Davis (MER)

CHARGES DRAWN (Thru Game 6) (ARK career Only unless noted*)

Player	17-18	18-19	19-20	20-21	21-22	Career
Davis	-	-	-	2	0	2
Johnson	-	NA	NA	RS	0	0
Lykes	NA	NA	NA	NA	5	5
Moore	-	-	-	-	0	0
Notae	NA	NA	RS	6	0	6
J. Robinson	-	-	-	0	0	0
K. Robinson	-	-	-	2	1	3
Toney	-	3*	4*	4*	0	11*
Umude	NA	NA	NA	NA	1	1
Vanover	-	NA	RS	0	0	0
Wade	NA	JC	NA	NA	0	0
Williams	-	-	-	16	9	25

MOST IN A GAME 2021-22:

- 4 Williams (Cincy)
3 Williams (GWU)

DUNKS (Thru Game 6) (ARK career Only unless noted*)

Player	17-18	18-19	19-20	20-21	21-22	Career
Davis	-	-	-	5	3	8
Johnson	-	NA	NA	RS	1	1
Lykes	NA	NA	NA	NA	0	0
Moore	-	-	-	-	0	0
Notae	NA	1*	RS	3	0	4
J. Robinson	-	-	-	0	0	0
K. Robinson	-	-	-	0	0	0
Toney	NA	7*	9*	6*	4	26*
Umude	NA	NA	NA	NA	8	8
Vanover	-	NA	RS	20	4	24
Wade	NA	JC	23*	12*	3	37*
Williams	-	-	-	3	1	4

MOST IN A GAME 2021-22:

- 3 Umude (K-State)

LAST TIME AN ARKANSAS PLAYER...

• SCORING •

Scored 25 Points: 28 JD Notae vs Penn (11/28/21)

Scored 30 Points: 30 JD Notae vs Mercer (11/09/21)

Scored 40 Points: 40 Mason Jones vs Auburn (02/04/20)

Scored 50 Points: 51 Rotnei Clarke vs. Alcorn State (11/13/09)

RECORD: 51 Rotnei Clarke vs. Alcorn State (11/13/09)

• FIELD GOALS MADE •

Made 15 Field Goals: 15 (15-21) Rotnei Clarke vs. Alcorn State (11/13/09)

Made 20 Field Goals: 20 (2-30) Dean Tolson vs. Texas A&M (03/02/74)

RECORD: 20 (20-30) Dean Tolson vs. Texas A&M (03/02/74)

• FIELD GOALS ATTEMPTED •

Attempted 20 Field Goals: 24 (13-24) JD Notae vs Penn (11/28/21)

Attempted 25 Field Goals: 26 (11-26) JD Notae vs Mercer (11/09/21)

RECORD: 30 (20-30) Dean Tolson vs. Texas A&M (03/02/74)

• FIELD GOAL PERCENTAGE •

Shot 100% FG (Min. 7 att): Daniel Gafford (7-7) at Texas Tech (01/26/19)

RECORD (min 8 att): 100% 8x - Best: Daryll Saulsberry (10-10) 1975

• 3-POINTERS MADE •

Made 7 3-pointers: 8 (8-11) Mason Jones at Texas A&M (03/07/20)

Made 10 3-pointers: 10 (10-13) by Isaiah Joe vs. FIU (12/01/18)

Made 11-Plus 3-pointers: 13 (13-17) by Rotnei Clarke vs. Alcorn State (11/13/09)

RECORD: 13 (13-17) by Rotnei Clarke vs. Alcorn State (11/13/09) (SEC record)

• 3-POINTERS ATTEMPTED •

Attempted 15 3-Pointers: 15 (6-15) Isaiah Joe at Texas A&M (03/07/20)

Attempted 20 3-Pointers: 24 (10-24) Pat Bradley vs. North Texas (12/30/98)

RECORD: 24 (10-24) Pat Bradley vs. North Texas (12/30/98) (SEC record)

• FREE THROWS MADE •

Made 10 Free Throws: 11 Justin Smith (11-13) vs Colgate (03/19/21)

Made 15 Free Throws: 16 (16-19) Moses Moody vs Alabama (02/24/21)

Made 20 Plus Free Throws: 22 (22-24) Martin Terry vs. Texas A&M (01/22/72)

RECORD: 22 (22-24) by Martin Terry vs. Texas A&M (01/22/72)

• FREE THROWS ATTEMPTED •

Attempted 15 Free Throws: 19 (16-19) Mason Jones vs Tennessee (02/26/20)

Attempted 20 Free Throws: 21 (18-21) Moses Moody vs Alabama (02/24/21)

Attempted 24 Plus Free Throws: 24 (22-24) Martin Terry vs. Texas A&M (01/22/72)

RECORD: 24 (22-24) Martin Terry vs. Texas A&M (01/22/72)

• FREE THROW PERCENTAGE •

Shot 100% FT (min 10 att): 12-12 Isaiah Joe vs Tennessee (02/26/20)

RECORD (min. 11 att): 9x - Best: Tommy Boyer (18-18) in 1963

• REBOUNDS •

Grabbed 10-14 Rebounds: 11 Jaylin Williams (11/23/21)

Grabbed 15-20 Rebounds: 17 Justin Smith vs Oral Roberts (12/20/20)

Grabbed 20-Plus Rebounds: 23 Nick Davis vs. Jackson State (11/21/97)

RECORD: 23 by Nick Davis vs. Jackson State (11/21/97)

• Grabbed 10 Offensive Rebounds: 11 Justin Smith vs Oral Roberts (03/27/21)

• Grabbed 14 Defensive Rebounds: 14 Connor Vanover vs North Texas (11/28/20)

• ASSISTS •

Had 10 Assists: 10 by Jalen Tate vs Georgia (01/09/21)

Had 15 Assists: 15 by Dontell Jefferson vs. Portland State (11/18/05)

RECORD: 15 by Dontell Jefferson vs. Portland State (11/18/05)

• STEALS •

Had 5 Steals: 5 Justin Smith vs Colgate (03/19/21)

Had 6-7 Steals: 7 JD Notae vs Mercer (11/09/21)

Had 8-9 Steals: 9 Robert Shepard at Arizona (12/06/92)

RECORD: 9 by Robert Shepard at Arizona (12/06/92)

• BLOCKED SHOTS •

Had 5 Blocks: 5 Connor Vanover at Oklahoma State (01/30/21)

Had 6-9 Blocks: 6 Connor Vanover vs North Texas (11/28/20)

Had 10 Blocks: 10 Steven Hill vs. Texas State (12/06/05)

RECORD: 10 Steven Hill vs. Texas St. (12/06/05) & Oliver Miller vs. Texas (02/04/90)

• TURNOVERS •

Committed 5-9 Turnovers: 5 Davonte Davis vs Mercer (11/09/21)

Committed 10 Plus Turnovers: 10 Courtney Fortson at South Carolina (02/21/09)

• MINUTES PLAYED •

39 Minutes (Regulation): 39:12 JD Notae vs Mercer (11/09/21)

40 Minutes (Regulation): 40:00 Justin Smith vs Colgate (03/19/21)

40 Minutes (OT): 40:00 Jimmy Whitt Jr., at Missouri (02/08/20)

45 Plus Minutes: 47 by BJ Young vs. Auburn (01/16/13)

• MISCELLANEOUS •

2 Players Scored 20+ Pts In Same Game: Moses Moody (28) & Justin Smith (21) vs LSU (03/13/21)

3 Players Scored 20+ Pts In Same Game: at South Carolina (03/02/20)
Moses Moody (28), Justin Smith (22) and JD Notae (21)

2 Players Scored 20+ Pts In Back-To-Back Gms: Jones (37/26) & Joe (22/26) vs. Tennessee (02/26/20) and at Georgia (02/29/20)

2 Players Scored 20+ Pts In 3 Straight: Jones (41/20/21) & Joe (20/21/24) vs Tulsa (12/14/19), Valpo (12/21/19) and Indiana (12/29/19)

8 Players Scored in Double Digits: Mississippi Valley State (11/25/20)
Vanover (25), Sills (19), Moody (16), Jackson (15), Robinson (15), Smith (13), Notae (13), Tate 12)

Scored 20 or More Points in Five-Plus Consecutive Games: (5) by Mason Jones 37, 26, 36, 30, 22 (02/26/20 to 03/11/20)

Scored 20 or More Points in 10-Plus Consecutive Games: (11) by Todd Day 20, 23, 26, 26, 22, 31, 23, 21, 27, 21, 20 (12/01/90 to 01/12/91)

Scored 30 or More Points in 3 Straight Games: Mason Jones (only Razorback)

34 vs. S. Carolina (01/29/20), 30 at Alabama (02/01/20), 40 vs Auburn (02/04/20)

Most Points in Back-To-Back Games: 82 by Martin Terry

35 at TCU (02/20/73) and 47 vs. SMU (02/24/73)

Consecutive Free Throws Made: 48 by Ricky Medlock (20 gms; 12/21/74 to 03/04/75)

Double-Double: Pts/Rebs: Au'Diese Toney (18 & 11) vs Mercer (11/09/21)

Double-Double: Pts/Assists: Jalen Tate (15 & 10) vs Georgia (01/09/21)

Two Players with Double-Double in Same Game: vs Oral Roberts (12/20/20)

Justin Smith (22 pts, 17 rebs) and Desi Sills (16 pts, 10 rebs)

Three Players with Double-Double in Same Game: vs Alabama (01/16/10) – Marshawn Powell

18 pts, 10 rebs), Mike Washington (17 pts, 13 rebs) and Courtney Fortson (12 pts, 10 assists)

Had 5-Plus Assists in 5-Plus Consecutive Games: (6) by Jalen Harris

11, 6, 10, 12, 7, 10 (11/21/81 thru 12/15/18)

Had 10 or More Assists in Back-to-Back Games: Jalen Harris

10 vs. FIU (12/01/18) and 12 at Colorado State (12/05/18)

Three-Plus Players with 5-Plus Assists in a Game: vs. Montana State (11/21/18)

Jalen Harris (11), Isaiah Joe (5) and Desi Sills (5)

Had 5 or More Steals in Back-to-Back Games: Ronnie Brewer

5 vs. Western Illinois (01/01/06) and 5 vs. Mississippi State (01/07/06)

LAST TIME AN OPPONENT PLAYER...

• SCORING •

Scored 30 Points: 30 Saben Lee vs Vanderbilt (03/11/20)

Scored 40 Points: 45 Jodie Meeks vs. Kentucky (02/14/09)

Scored 50 Points: 56 Oscar Robertson vs. Cincinnati (03/15/58) (on record)

• FIELD GOALS MADE •

Made 15 Field Goals: 17 (17-24) Jodie Meeks vs. Kentucky (02/14/09)

Made 20 Field Goals: 21 Oscar Robertson vs. Cincinnati (03/15/58) (on record)

• FIELD GOALS ATTEMPTED •

Attempted 20 Field Goals: 22 (11-22) Braden Shackelford at Alabama (02/01/20)

Attempted 25 Field Goals: 28 (11-28) Devan Downey vs. South Carolina (02/17/10)

• FIELD GOAL PERCENTAGE •

Shot 100% FG (Min. 7 att): Adam Wing (8-8) vs. Evansville (12/08/15)

• 3-POINTERS MADE •

Made 7 3-pointers: 7 (7-15) Tyler Hall vs. Montana State (11/21/18)

Made 10 3-pointers: 10 (10-19) Lance Weems at Auburn (01/06/96)

• 3-POINTERS ATTEMPTED •

Attempted 15 3-pointers: 15 (7-15) Tyler Hall vs. Montana State (11/21/18)

Attempted 20 3-pointers: 22 (5-22) Jeff Fryer vs. Loyola Marymount (03/16/89)

• FREE THROWS MADE •

Made 10 Free Throws: 12 (12-15) Xavier Pinson (01/02/21)

Made 15 Free Throws: 15 (15-17) Keyontae Johnson at Florida (02/18/20)

• FREE THROWS ATTEMPTED •

Attempted 15 Free Throws: 15 (12-15) Xavier Pinson (01/02/21)

Attempted 20 Free Throws: 24 (18-24) Frank Williams vs. Illinois (12/08/01)

• FREE THROW PERCENTAGE •

Shot 100% FT (min 10 att): 14-14 Grant Williams at Tennessee (01/15/19)

• REBOUNDS •

Grabbed 15-19 Rebounds: 18 Kevin Samuel vs TCU (01/25/20)

Grabbed 20 Rebounds: 20 Antonio McDyess vs. Alabama (03/11/95)

• Grabbed 10 Offensive Rebounds: 11 Tyler Davis at Texas A&M (01/30/18)

• Grabbed 10 Defensive Rebounds: 12 Max Martz vs Penn (11/28/21)

• ASSISTS •

Had 10 Assists: 11 Tremont Waters vs. LSU (01/12/19)

Had 13 Assists: 13 Chuck Evans at Mississippi State (01/27/93) (on record)

• STEALS •

Had 5 Steals: 6 Alpha Diallo at Providence (03/19/19)

Had 8 Steals: 8 Terry Conerway vs. Texas State (12/21/02)

• BLOCKED SHOTS •

Had 6-9 Blocks: 7 Stefan Moody at Ole Miss (02/13/16)

Had 10 Plus Blocks: 10 P.J. Roberson vs. Grambling State (11/26/11)

• TURNOVERS •

Committed 5-9 Turnovers: 5 TJ Moss at South Carolina (03/02/21)
Committed 10 Plus Turnovers: 12 Devin Gibson vs. UTSA (12/12/07)

LAST TIME ARKANSAS HIGHS...

• SCORING •

Scored 100-119 Points: 101 at South Carolina (103/02/21)
Scored 120-Plus Points: 142 vs. Mississippi Valley State (11/25/20)
Scored 50 Points in 1st Half: 61 vs. Miss Valley State (11/25/20)
Scored 50 Points in 2nd Half: 53 vs. UNI (11/17/21)
Scored 60 or More Points in a Half: 61 (1st) vs. Miss Valley State (11/25/20)
Scored 70 or More Points in a Half: 71 (1st) vs. Alcorn (11/13/09)
Scored 80 or More Points in a Half: 81 (2nd) vs. Miss Valley State (11/25/20)
Most Points in a Half: 88 (2nd) vs. U.S. International (12/09/89)

• FIELD GOALS MADE •

Made 40 Field Goals: 40 (40-76) vs. Central Arkansas (12/12/20)
Made 50 Field Goals: 57 (57-99) vs. Troy (12/10/96)
RECORD: 68 (68-101) vs. U.S. International (12/09/89)

• FIELD GOALS ATTEMPTED •

Attempted 80 Field Goals: 86 (48-86) vs. Miss Valley State (11/25/20)
Attempted 90 Field Goals: 99 (57-99) vs. Troy (12/10/96)
Attempted 100 Field Goals: 101 (68-101) vs. US International (12/09/89)
RECORD: 101 (68-101) vs. U.S. International (12/09/89)

• FIELD GOAL PERCENTAGE •

Shot 60% FG: 60.9 (42-69) vs. FIU (12/01/18)
Shot 70% or Better FG: 72.7 (32-44) vs. Alabama State (12/21/83)
RECORD: 79.4 (27-34) vs. Texas Tech (1979)

• 3-POINTERS MADE •

Made 15 3-pointers: 15 (15-33) at South Carolina (03/02/21)
Made 20 3-pointers: 20 (20-40) vs. Miss Valley State (11/25/20)
RECORD: 21 (21-37) vs. Troy (12/10/96)

• 3-POINTERS ATTEMPTED •

Attempted 30 3-pointers: 33 (15-33) at South Carolina (02/03/21)
Attempted 40 3-pointers: 40 (20-40) vs. Miss Valley State (11/25/20)
RECORD: 54 (19-54) vs. North Texas (12/30/98)

• 3-POINT PERCENTAGE •

Shot 50% 3PT FG (min. 15 att): 57.1 (12-21) vs. Georgia (01/09/21)
Shot 60% or Better 3PT FG (min. 15 att): 61.1 (11-18) at Vanderbilt (03/06/19)
RECORD (min. 15 att): 66.7 (16-24) vs. Mississippi State (01/09/16)

• FREE THROWS MADE •

Made 20 Free Throws: 27 (27-43) vs. Alabama (02/24/21)
Made 30 Free Throws: 36 (36-54) vs. LSU (03/04/20)
Made 40 Free Throws: 41 (41-49) at Kentucky (01/25/92)
RECORD: 48 (48-53) vs. Ole Miss (01/17/04)

• FREE THROW ATTEMPTS •

Attempted 40 Free Throws: 43 (27-43) vs. Alabama (02/24/21)
Attempted 50 Free Throws: 54 (36-54) vs. LSU (03/04/20)
Attempted 60 Free Throws: 65 vs. TCU (1955)
RECORD: 65 vs. TCU (1955)

• FREE THROW PERCENTAGE •

Shot 80% FT (min. 10 att): 87.0 (20-23) at Missouri (02/13/21)
Shot 90% or Better FT (min. 10 att): 92.3 (12-13) at South Carolina (03/02/21)
RECORD (min 10 att): 100 3x - Best 16-16 at Kentucky (02/27/14)

• REBOUNDS •

Grabbed 40 Rebounds: 46 vs. Cincinnati (11/23/21)
Grabbed 50 Rebounds: 54 vs. Lipscomb (12/05/20)
Grabbed 55-Plus Rebounds: 58 vs. Oral Roberts (12/20/20)
RECORD: 77 vs. Jackson State (01/22/02)

• ASSISTS •

Had 25 Assists: 26 vs. Central Arkansas (12/12/20)
Had 30 Assists: 32 vs. Jackson State (11/22/96)
Had 40 Assists: 40 vs. Troy (12/10/96)
RECORD: 47 vs. U.S. International (12/09/89)

• STEALS •

Had 15 Steals: 15 at Georgia Tech (11/25/19)
Had 20 Steals: 24 vs. Maryland-Eastern Shore (01/02/01)
Had 25 Steals: 26 vs. Louisiana-Monroe (11/25/00)
RECORD: 26 vs. Louisiana-Monroe (11/25/00)

• BLOCKED SHOTS •

Had 10 Blocks: 11 vs. Alabama (02/24/21)
Had 13 Blocks: 14 vs. Georgia (01/29/19)

Had 15 Blocks: 15 vs. South Alabama (12/30/91)
RECORD: 18 vs. Missouri (12/05/95)

• MOST TURNOVERS •

Had 25 Turnovers: 25 at South Carolina (02/21/09)
Had 30 Turnovers: 32 vs. Providence (11/16/07)
RECORD: 32 vs. Providence (11/16/07)

• FOULS •

Committed 25 Fouls: 28 vs. Missouri (01/02/21)
Committed 30 Fouls: 32 at Missouri (02/08/20)
RECORD: 38 vs. Missouri (12/04/61)

LAST TIME ARKANSAS LOWS...

• SCORING •

Held to 40-45 Points: 43 at Florida (01/22/11)
Held to 46-49 Points: 46 at Mississippi State (02/09/16)
Held to 50-55 Points: 50 vs. Florida (03/14/19)
Held to 56-59 Points: 59 at Alabama (01/16/21)
Held to 19 Points or Less in a Half: 19 (1st half) at Alabama (01/16/21)

• FIELD GOALS •

Held to Below 20 Field Goals Made: 15 (15-49) at Tennessee (02/11/20)

• FIELD GOAL PERCENTAGE •

Held to 20-29% FG: 26.8 (19-71) vs. Missouri (01/02/21)
Held to 30-35% FG: .333 (19-57) vs. Kentucky (01/18/20)

• 3-POINTERS •

Did not Make a 3-pointer: 0 (0-2) at Texas (01/07/89)
Held to 1-2 3-PT FG Made: 1 (1-9) vs. Oral Roberts (03/27/21)
Attempted Single-Digit 3-pointers: 9 (6-9) vs. TCU (01/25/20)

• 3-POINT PERCENTAGE •

Shot 10% or Worse 3PT FG: 10.0 (1-10) at Mississippi State (02/09/16)
Shot 11-19% 3PT FG: 17.6 (3-17) vs. Penn (11/28/21)

• FREE THROWS •

Made Single Digit Free Throws: 4 (4-7) at Oklahoma State (01/30/21)
Attempted Single Digit Free Throws: 7 (4-7) at Oklahoma State (01/30/21)

• FREE THROW PERCENTAGE •

Shot 40-49% FT: 47.1 (8-17) vs. Southern (12/09/20)
Shot Below 40% FT: 26.7 (4-15) at Texas A&M (01/09/13)

• REBOUNDING •

Had 19 or Fewer Rebounds: 19 at Missouri (03/05/13)
Had 20-25 Rebounds: 25 at Texas A&M (03/07/20)

• ASSISTS •

Held to 6 Assists or less: 6 at Tennessee (02/11/20)

• STEALS •

Had 0 Steals: vs. Texas Tech (03/21/21) **(only time on record)**
Had 1 Steal: 1 vs. Florida (03/09/18)
Had 2-4 Steals: 2 at Tennessee (01/06/21)

• BLOCKED SHOTS •

Had No Blocked Shots: 0 vs. Missouri (1/23/19)

• FEWEST TURNOVERS •

Had 1-4 Turnovers: 4 vs. Georgia (01/29/19)
Had 5-9 Turnovers: 6 at Kentucky (02/09/21)

• FOULS •

Had Single Digit Fouls: 6 vs. Mercer (11/09/21)

ARKANSAS MISCELLANEOUS...

Played in an OT game:	02/13/21 at Missouri	W, 86-81 (OT)
Played in a 2OT game:	01/23/18 at Georgia	W, 80-77 (2 OT)
Played in a 3OT game:	02/09/80 vs. Houston	L, 90-84 (3 OT)

LAST TIME AN OPPONENT HIGHS...

• SCORING •
Scored 100 Points: 106 at Tennessee (01/15/19) Scored 110 Points: 117 at Ole Miss (12/10/73) Scored 50 Points in 1st Half: 55 at Tennessee (01/15/19) Scored 50 Points in 2nd Half: 56 vs LSU (03/04/20) Scored 60 or More Points in a Half: 60 (1st half) vs. Alabama (0228/96)
• FIELD GOALS MADE •
Made 30 Field Goals: 30 (30-62) vs Baylor (03/29/21) Made 40 Field Goals: 40 (40-68) by Texas (01/05/10) Made 45 Field Goals: 45 (45-80) vs. Pittsburgh (12/29/86)
• FIELD GOALS ATTEMPTED •
Attempted 70 Field Goals: 72 (27-72) at South Carolina (03/02/20) Attempted 80 Field Goals: 83 (31-83) by FIU (12/01/018)
• FIELD GOAL PERCENTAGE •
Shot 60% FG: 61.1 (15-23) vs. Auburn (02/17/16) Shot 65% FG: 67.7 (4-65) vs. North Carolina (03/23/08) Shot 69% FG: 69.8 (37-53) at Auburn (01/14/95)
• 3-POINTERS MADE •
Made 15 3-pointers: 15 (15-36) at Alabama (01/16/21) Made 17 3-pointers: 17 (17-37) vs UNI (11/17/21) - TIES RECORD BY OPP (3x)
• 3-POINTERS ATTEMPTED •
Attempted 25 3-pointers: 28 (9-28) vs LSU (02/27/21) Attempted 30 3-pointers: 31 (13-31) vs Gardner-Webb (11/13/21) Attempted 35 3-pointers: 37 (17-7) vs UNI (11/17/21)
• 3-POINT PERCENTAGE •
Shot 50% 3PT FG (min 15 att): 53.8 (14-26) at Kentucky (02/09/21) Shot 60% or Better 3PT FG (min 15 att): 62.7 (10-15) at South Carolina (02/09/19)
• FREE THROWS •
Made 20 Free Throws: 20 (20-26) at Tennessee (01/06/21) Made 30 Free Throws: 34 (34-44) at Missouri (02/08/19) Made 40 Free Throws: 40 (40-50) vs. UMass (11/25/94)
• FREE THROW ATTEMPTS •
Attempted 35 Free Throws: 39 (26-39) vs Missouri (01/02/21) Attempted 40 Free Throws: 44 (34-44) at Missouri (02/08/18) Attempted 50 Free Throws: 50 (39-50) vs. South Carolina (03/11/04)
• FREE THROW PERCENTAGE •
Shot 80% FT (min. 10 att): .840 (21-25) at Florida (02/18/20) Shot 90% or Better FT (min. 10 att): .962 (25-26) at Ole Miss (01/11/20) Shot 100% (min. 10 att): 1.000 (14-14) vs Florida (02/16/21)
• REBOUNDING •
Grabbed 45 Rebounds: 48 at LSU (01/13/21) Grabbed 50 Rebounds: 51 vs Missouri (01/02/21) Grabbed 55-Plus Rebounds: 56 vs. Georgia (01/29/19) • Grabbed 20 Offensive Rebounds: 23 at LSU (01/08/20)
• ASSISTS •
Had 25 Assists: 25 vs. Louisville (11/17/09) Had 30 Assists: 30 at UAB (01/27/90)
• STEALS •
Had 15 Steals: 15 at LSU (02/24/10) Had 18 Steals: 18 vs. Alcorn State (12/02/95)
• BLOCKED SHOTS •
Had 10 Blocks: 10 at Tennessee (01/22/14) Had 13 Blocks: 13 at Mississippi State (01/14/10)
• MOST TURNOVERS •
Had 20 Turnovers: 22 vs Colgate (03/19/21) Had 25 Turnovers: 26 vs Mississippi State (02/02/21) Had 30 Turnovers: 30 vs. Louisiana-Monroe (12/31/04)
• FOULS •
Committed 30-plus Fouls: 32 vs Alabama (02/24/21) RECORD: 36 vs. Centenary (12/04/82)

LAST TIME AN OPPONENT LOWS

• SCORING •
Held to 30-39 Points: 33 vs. Vanderbilt (01/12/13) Held to 40-45 Points: 45 vs Mississippi State (02/02/21) Held to 46-49 Points: 46 vs Montana (11/16/19) Held to 50-55 Points: 50 vs Lipscomb (12/05/20) Held to 56-59 Points: 55 vs Vanderbilt (01/15/20) Held to 19 Points or Less in a Half: 18 vs Montana (11/16/19)
• FIELD GOAL PERCENTAGE •
Held to 21% or Worse FG: .2097 (13-62) vs. Jackson State (11/22/02) Held to 20-29% FG: .286 (18-63) vs Southern (12/09/19) Held to 30-35% FG: .306 (15-49) vs Mississippi State (02/02/21)
• 3-POINTERS •
Did not Make a 3-pointer: 0 (0-10) by Mississippi State (02/07/15) Held to 1 3-PT FG Made: 1 (1-13) vs Southern (12/09/20) Held to 2-4 3-PT FG Made: 4 (4-17) vs Tennessee (02/26/20) Held to 5-7 3-PT FG Made: 5 (5-19) vs Mississippi State (02/02/21)
• 3-POINT PERCENTAGE •
Shot 10% or Worse 3PT FG: 6.3 (1-16) vs Ole Miss (01/27/21) Shot 11-16% 3PT FG: 15.4 (2-13) vs North Texas (11/28/20) Shot 17-19% 3PT FG: 19.0 (4-21) vs Florida (02/16/21)
• FREE THROWS •
Made 1-5 Free Throws: 3 (3-8) vs Alabama (02/24/21) Made 6-9 Free Throws: 8 (8-10) vs Texas A&M (03/06/21)
• FREE THROW ATTEMPTS •
Attempted Single Digit Free Throws: 8 (3-8) vs Alabama (02/24/21)
• FREE THROW PERCENTAGE •
Shot 40-49% FT: 37.5 (3-8) vs Alabama (02/24/21) Shot Below 40% FT: 38.1 (8-21) vs. Texas State (12/22/18)
• REBOUNDING •
Had 19 or Fewer Rebounds: 19 vs. Missouri-Kansas City (12/02/06) Had 20-25 Rebounds: 22 vs Mercer (11/09/21)
• ASSISTS •
Held 5 Assists or Fewer: 5 vs Southern (12/09/20)
• STEALS •
Had No Steals: 0 vs Vanderbilt (01/15/20) Had 1 Steal: 1 vs Cincinnati (11/23/21) Had 2-4 Steals: 3 vs Texas Tech (03/21/21)
• BLOCKED SHOTS •
Had No Blocked Shots: 0 (3x in 2020-21) vs Lipscomb / Southern / Georgia
• FEWEST TURNOVERS •
Had 0-5 Turnovers: 5 at Tennessee (01/06/21) Had 6-9 Turnovers: 9 vs Texas Tech (03/21/21)
• FOULS •
Had Single Digit Fouls: 8 at Michigan (12/08/12) Committed 10-14 Fouls: 14 vs UNI (11/17/21)

GAME 1			64	Mercer	36	25	64	74	
	#15/16 ARKANSAS				28	46	74		
				Nov. 9, 2021 • Fayetteville, Ark. • Bud Walton Arena					

Mercer 61 • 0-1

#	Player	Total		3-Ptr		Rebounds			PF	TP	A TO		Blk	Stl	Min
		FG-FGA	FG-FGA	FT-FTA	FT-FTA	Off	Def	Tot							
22	Felipe Haase	f	4-7	2-4	0-0	1	2	3	4	10	3	2	0	1	38
23	James Glisson III	f	4-5	4-5	0-0	1	3	4	1	12	2	3	2	2	31
02	Neftali Alvarez	g	4-13	0-6	0-3	0	3	3	4	8	6	3	0	1	32
20	Jalen Johnson	g	3-8	3-6	0-0	0	2	2	2	9	3	4	0	2	24
25	Shawn Walker Jr.	g	3-9	2-6	2-3	0	4	4	2	10	2	3	0	0	36
01	Kamar Robertson	g	5-7	2-4	0-0	0	1	1	3	12	0	1	0	0	24
03	Shannon Grant	g	0-1	0-0	0-0	0	0	0	0	0	1	0	0	0	3
11	Jovan Tucker	g	0-1	0-0	0-0	1	1	2	0	0	1	0	0	1	12
Team						1	2	3			1				
Totals			23-51	13-31	2-6	4	18	22	16	61	17	18	2	7	200
FG % 1st Half:		13-27	48.1%	2nd half:	10-24	41.7%	Game:	23-51	45.1%					Deadball Rebounds	
3FG % 1st Half:		8-17	47.1%	2nd half:	5-14	35.7%	Game:	13-31	41.9%						
FT % 1st Half:		2-5	40.0%	2nd half:	0-1	0.0%	Game:	2-6	33.3%						

Arkansas 74 • 1-0

#	Player	Total		3-Ptr		Rebounds			PF	TP	A TO		Blk	Stl	Min
		FG-FGA	FG-FGA	FT-FTA	FT-FTA	Off	Def	Tot							
00	Stanley Umude	g	3-7	0-1	0-0	1	2	3	0	6	1	1	0	0	17
01	JD Notae	g	11-26	5-14	3-4	0	2	2	1	30	2	2	0	7	39
02	Khalen Robinson	g	0-2	0-2	0-0	0	2	2	1	0	0	0	0	0	9
04	Davonte Davis	g	0-0	0-0	0-0	0	4	4	1	0	1	5	0	3	34
05	Au'Diese Toney	g	7-9	0-1	4-6	5	6	11	0	18	2	1	0	1	37
03	Trey Wade	g	0-0	0-0	0-0	0	0	0	0	0	0	0	0	0	7
10	Jaylin Williams	g	1-4	0-2	2-4	3	5	8	2	4	5	4	2	1	30
11	Chris Lykes	g	4-7	1-1	7-8	0	2	2	1	16	1	1	0	0	26
20	Kamani Johnson	g	0-0	0-0	0-0	1	0	1	0	0	1	1	0	0	1
Team						1	1	2							
Totals			26-55	6-21	16-22	11	24	35	6	74	13	15	2	12	200
FG % 1st Half:		10-26	38.5%	2nd half:	16-29	55.2%	Game:	26-55	47.3%					Deadball Rebounds	
3FG % 1st Half:		3-12	25.0%	2nd half:	3-9	33.3%	Game:	6-21	28.6%						
FT % 1st Half:		5-9	55.6%	2nd half:	11-13	84.6%	Game:	16-22	72.7%						

Officials: Michael Swoboda, Todd Austin, Mike Nance

Technical fouls: Mercer-None. Arkansas-None.

Attendance: 19200

Score by periods	1st	2nd	Total
Mercer	36	25	61
Arkansas	28	46	74

Last FG - MERCER 2nd-00:11, ARK 2nd-01:43.

Largest lead - MERCER by 10 1st-02:57, ARK by 15 2nd-00:19.

MERCER led for 13:26, ARK led for 24:21. Game was tied for 02:13.

	In Paint	Off T/O	2nd Chance	Fast Break	Bench
Points MERCER	8	10	3	0	12
ARK	36	21	13	14	20

Score tied - 4 times.

Lead changed - 10 times.

GAME 3			80	Northern Iowa	38	42	80	93	
				#15/16 ARKANSAS	40	53	93		
Nov. 17, 2021 • Fayetteville, Ark. • Bud Walton Arena									

Northern Iowa 80 • 1-3

#	Player	Total		3-Ptr		Rebounds			PF	TP	A TO		Blk	Stl	Min
		FG-FGA	FG-FGA	FT-FTA	FT-FTA	Off	Def	Tot							
50	Austin Phylfe	f	0-3	0-1	0-0	0	3	3	0	0	2	2	1	0	18
00	Nate Heise	g	5-8	2-4	4-6	0	6	6	1	16	3	0	1	1	33
03	Tywhon Pickford	g	2-4	1-1	0-2	2	3	5	3	5	4	2	0	0	22
04	AJ Green	g	6-21	4-13	0-0	0	4	4	1	16	1	2	0	0	37
11	Trae Berhow	g	7-13	7-11	2-2	0	6	6	5	23	1	0	0	2	40
01	Cole Henry	g	2-4	0-0	0-0	2	3	5	0	4	4	2	0	0	12
13	Bowen Born	g	2-4	1-3	1-1	0	1	1	3	6	1	2	0	0	18
22	Antwan Kimmons	g	1-4	0-0	0-0	0	0	0	1	2	0	1	0	0	10
23	Derek Krogmann	g	0-0	0-0	0-0	0	0	0	0	0	0	0	0	0	0+
32	Tytan Anderson	g	0-0	0-0	0-0	0	0	0	0	0	0	0	0	0	0+
33	Drew Daniel	g	0-0	0-0	0-0	0	0	0	0	0	0	0	0	0	0+
34	James Betz	g	0-1	0-1	0-0	0	0	0	0	0	0	0	0	0	0+
35	Noah Carter	g	2-5	2-3	2-2	2	1	3	0	8	1	1	0	0	10
Team						3	2	5							
Totals			27-67	17-37	9-13	9	29	38	14	80	17	12	2	3	200
FG % 1st Half:		13-32	40.6%	2nd half:	14-35	40.0%	Game:	27-67	40.3%					Deadball Rebounds	
3FG % 1st Half:		9-17	52.9%	2nd half:	8-20	40.0%	Game:	17-37	45.9%						
FT % 1st Half:		3-6	50.0%	2nd half:	6-7	85.7%	Game:	9-13	69.2%						

Arkansas 93 • 3-0

#	Player	Total		3-Ptr		Rebounds			PF	TP	A TO		Blk	Stl	Min
		FG-FGA	FG-FGA	FT-FTA	FT-FTA	Off	Def	Tot							
10	Jaylin Williams	f	5-8	1-1	0-2	3	3	6	2	11	7	0	3	1	23
23	Connor Vanover	f	1-4	0-2	0-0	0	1	1	0	2	0	0	1	0	5
01	JD Notae	g	7-14	1-7	2-2	1	7	8	1	17	9	1	0	2	39
04	Davonte Davis	g	4-8	2-4	0-0	1	3	4	3	10	1	0	0	1	23
05	Au'Diese Toney	g	4-6	1-1	4-4	0	6	6	2	13	0	0	1	1	38
00	Stanley Umude	g	4-10	1-2	1-2	1	8	9	2	10	1	1	1	1	29
03	Trey Wade	g	2-3	0-0	0-0	0	0	0	4	4	1	1	0	0	12
11	Chris Lykes	g	8-16	4-7	6-7	0	1	1	0	26	2	2	0	1	31
Team						1	3	4							
Totals			35-69	10-24	13-17	7	32	39	14	93	21	5	6	7	200
FG % 1st Half:		17-38	44.7%	2nd half:	18-31	58.1%	Game:	35-69	50.7%					Deadball Rebounds	
3FG % 1st Half:		6-16	37.5%	2nd half:	4-8	50.0%	Game:	10-24	41.7%						
FT % 1st Half:		0-3	0.0%	2nd half:	13-14	92.9%	Game:	13-17	76.5%						

Officials: Wil Howard, Rob Rorke, Terry Wymmer

Technical fouls: Northern Iowa-None. Arkansas-None.

Attendance: 19200

Score by periods	1st	2nd	Total
Northern Iowa	38	42	80
Arkansas	40	53	93

Last FG - UNI 2nd-03:13, ARK 2nd-01:27.

Largest lead - UNI by 6 1st-05:49, ARK by 13 2nd-00:18.

UNI led for 11:06, ARK led for 23:08. Game was tied for 05:43.

	In Paint	Off T/O	2nd Chance	Fast Break	Bench
Points UNI	16	8	16	12	20
ARK	42	22	11	20	40

Score tied - 10 times.

Lead changed - 18 times.

GAME 2			69	Gardner-Webb	26	43	69	86	
	#15/16 ARKANSAS			42	44	86			
	Nov. 13, 2021 • Fayetteville, Ark. • Bud Walton Arena								

Gardner-Webb 69 • 0-2

#	Player		Total		3-Ptr		Rebounds					PF	TP	A	TO	Blk	Stl	Min
			FG-FGA	FG-FGA	FT-FTA	Off	Def	Tot										
14	Kareem Reid	F	7-10	0-0	2-3	0	5	5	2	16	1	2	1	0		24		
00	Lance Terry	B	6-11	4-9	0-0	0	1	1	2	16	2	0	0	0	0	27		
02	Jordan Sears		2-7	1-6	1-2	1	4	5	4	6	3	3	0	0		32		
04	D'Maurian Williams		2-9	2-5	0-0	0	3	3	1	6	1	5	0	0	0	33		
15	Zion Williams	B	0-3	0-1	0-0	1	2	3	3	0	2	2	0	1	18			
01	Julien Soumaoro		5-7	5-7	5-5	0	2	2	1	20	3	2	0	1		23		
11	Leon Williams		0-0	0-0	0-0	0	0	0	1	0	0	0	0	0	1			
23	Ademide Badmus		1-1	0-0	0-0	1	1	2	1	2	2	0	0	1		16		
23	Anthony Selden		1-5	1-3	0-1	0	4	4	3	3	3	1	1	1	26			
Team						2	2	4										
Totals				24-53	13-31	8-11	5	24	29	18	69	17	15	2	4	200		
FG % 1st Half: 10-28			35.7%	2nd half: 14-25	56.0%	Game: 24-53	45.3%					Deadball						
3FG % 1st Half: 3-13			23.1%	2nd half: 10-18	55.6%	Game: 13-31	41.9%					Rebounds						
FT % 1st Half: 3-4			75.0%	2nd half: 5-7	71.4%	Game: 8-11	72.7%					0.1						

GAME 5

ESPN 2

67 Cincinnati

#12/13 ARKANSAS

30 37

67 73

Nov. 23, 2021 • Kansas City, Mo. • T-Mobile Center

Cincinnati 67 • 5-1

#	Player	Total		3-Ptr		Rebounds			PF	TP	A	TO	Blk	Stl	Min
		FG-FGA	FG-FGA	FT-FTA	Off	Def	Tot								
00	Abdul Ado	f	1-3	0-0	2-2	1	3	4	2	4	0	0	2	0	13
05	David DeJulius	g	8-16	2-8	6-6	0	0	0	2	24	1	3	0	1	31
15	John Newman III	g	2-7	2-4	1-3	0	5	5	3	7	1	0	0	0	30
23	Mika Adams-Woods	g	2-8	1-4	0-0	0	3	3	3	5	1	0	0	0	17
24	Jeremiah Davenport	g	0-4	0-2	0-0	0	1	1	3	0	0	2	0	0	22
03	Mike Saunders Jr.		3-7	1-2	2-2	0	1	1	3	9	5	4	0	0	28
25	Hayden Koval		2-5	2-4	0-0	0	2	2	3	6	0	0	1	0	13
30	Viktor Lakhin		2-3	0-0	0-0	0	4	4	4	4	0	5	2	0	15
32	Jarrett Hensley		1-1	0-0	0-0	1	1	2	0	2	0	0	0	0	4
33	Ody Oguama		2-4	0-0	0-0	4	6	10	4	4	0	0	0	0	17
45	Mason Madsen		1-1	0-0	0-0	0	0	0	1	2	0	0	0	0	10
	Team					0	0	0							
Totals			24-59	8-24	11-13	6	26	32	28	67	8	14	5	1	200
FG % 1st Half: 11-32		34.4%	2nd half: 13-27		48.1%	Game: 24-59		40.7%			Deadball				
3FG % 1st Half: 4-14		28.6%	2nd half: 4-10		40.0%	Game: 8-24		33.3%			Rebounds				
FT % 1st Half: 4-4		100.0%	2nd half: 7-9		77.8%	Game: 11-13		84.6%			2.1				

Arkansas 73 • 5-0

#	Player	Total		3-Ptr		Rebounds			PF	TP	A	TO	Blk	Stl	Min
		FG-FGA	FG-FGA	FT-FTA	Off	Def	Tot								
10	Jaylin Williams	f	1-3	0-2	3-6	3	8	11	3	5	4	3	0	2	35
23	Connor Vanover	f	4-8	0-1	0-0	1	5	6	1	8	0	0	1	0	17
01	JD Notae	g	4-17	2-7	3-4	1	3	4	2	13	1	2	1	2	39
04	Davonte Davis	g	3-12	0-2	2-2	2	3	5	3	8	3	3	0	0	25
05	Au'Diese Toney	g	6-9	0-0	7-8	6	3	9	2	19	1	1	0	1	37
00	Stanley Umude		2-5	0-1	0-0	0	1	1	0	4	0	1	0	1	8
03	Trey Wade		0-0	0-0	1-2	1	2	3	0	1	0	0	0	0	4
11	Chris Lykes		3-12	1-4	8-10	1	0	1	3	15	3	0	0	0	31
20	Kamani Johnson		0-0	0-0	0-0	2	0	2	1	0	0	1	1	0	4
	Team					1	3	4							
Totals			23-66	3-17	24-32	18	28	46	15	73	12	11	3	6	200
FG % 1st Half: 10-34		29.4%	2nd half: 13-32		40.6%	Game: 23-66		34.8%			Deadball				
3FG % 1st Half: 0-10		0.0%	2nd half: 3-7		42.9%	Game: 3-17		17.6%			Rebounds				
FT % 1st Half: 6-9		66.7%	2nd half: 18-23		78.3%	Game: 24-32		75.0%			6.1				

Officials: Sceltz, Pollard,, Simmons

Technical fouls: Cincinnati-None. Arkansas-None.

Attendance: 7255

Score by periods	1st	2nd	Total
Cincinnati	30	37	67
Arkansas	26	47	73

Last FG - UC 2nd-03:08, ARK 2nd-02:51.

Largest lead - UC by 4 1st-01:20, ARK by 6 1st-14:43.

UC led for 16:41. ARK led for 18:28. Game was tied for 04:51.

Score tied - 11 times.

Lead changed - 14 times.

GAME 6

SEC ESPN2

60 Penn

#12/13 ARKANSAS

26 34

60 76

Nov. 28, 2021 • Bud Walton Arena • Fayetteville, Ark.

Penn 60 • 3-6

#	Player	Total		3-Ptr		Rebounds			PF	TP	A	TO	Blk	Stl	Min
		FG-FGA	FG-FGA	FT-FTA	Off	Def	Tot								
13	Nick Spinoso	f	0-0	0-0	0-0	0	0	0	0	0	1	0	0	1	3
14	Max Martz	f	2-10	0-5	0-0	1	12	13	3	4	1	1	0	0	36
00	Clark Slajchert	g	9-15	3-8	4-5	0	0	0	3	25	0	3	0	2	33
02	Jonah Charles	g	2-9	2-7	0-0	0	0	0	2	6	1	3	0	1	33
05	Jelani Williams	g	1-5	1-2	0-1	0	3	3	1	3	1	2	0	0	17
11	Michael Moshkovitz		0-5	0-1	1-2	1	3	4	3	1	5	3	1	4	32
12	Gus Larson		0-0	0-0	0-0	0	0	0	0	0	0	0	0	0	0+
15	Andrew Laczkowski		1-1	0-0	0-0	0	0	0	0	2	0	0	0	0	0+
21	Bryce Washington		1-3	0-2	0-0	1	1	2	0	2	1	0	0	0	11
22	Lucas Monroe		4-6	0-0	6-8	1	3	4	2	14	0	2	0	1	27
40	George Smith		1-3	1-2	0-0	0	0	0	0	3	1	0	0	0	8
	Team					2	0	2			1				
Totals			21-57	7-27	11-16	6	22	28	14	60	11	15	1	9	200
FG % 1st Half: 11-29		37.9%	2nd half: 10-28		35.7%	Game: 21-57		36.8%			Deadball				
3FG % 1st Half: 4-14		28.6%	2nd half: 3-13		23.1%	Game: 7-27		25.9%			Rebounds				
FT % 1st Half: 0-1		0.0%	2nd half: 11-15		73.3%	Game: 11-16		68.8%			2.2				

Arkansas 76 • 6-0

#	Player	Total		3-Ptr		Rebounds			PF	TP	A	TO	Blk	Stl	Min
		FG-FGA	FG-FGA	FT-FTA	Off	Def	Tot								
10	Jaylin Williams	f	1-2	0-0	1-2	1	8	9	2	3	6	4	0	1	29
23	Connor Vanover	f	2-3	0-1	2-2	1	3	4	0	6	0	0	0	0	12
01	JD Notae	g	13-24	0-6	2-4	0	9	9	3	28	5	3	1	2	36
04	Davonte Davis	g	3-7	0-2	0-0	3	2	5	1	6	5	2	0	2	36
05	Au'Diese Toney	g	5-7	1-2	1-1	2	2	4	2	12	0	1	0	1	19
00	Stanley Umude		7-10	2-3	3-5	0	7	7	2	19	0	2	1	1	34
02	Khalen Robinson		0-1	0-0	0-0	0	0	0	2	0	0	0	0	0	7
03	Trey Wade		0-1	0-1	0-0	0	0	0	0	0	0	1	0	0	5
11	Chris Lykes		0-7	0-2	0-0	1	0	1	1	0	1	0	0	1	17
14	Jaxson Robinson		0-0	0-0	0-0	0	0	0	0	0	0	0	0	0	0+
20	Kamani Johnson		1-1	0-0	0-2	2	1	3	1	2	0	2	1	0	5
	Team					1	1	2							
Totals			32-63	3-17	9-16	11	33	44	14	76	17	15	3	8	200
FG % 1st Half: 15-31		48.4%	2nd half: 17-32		53.1%	Game: 32-63		50.8%			Deadball				
3FG % 1st Half: 1-8		12.5%	2nd half: 2-9		22.2%	Game: 3-17		17.6%			Rebounds				
FT % 1st Half: 6-8		75.0%	2nd half: 3-8		37.5%	Game: 9-16		56.3%			3				

Officials: Lee Cassell,Patrick Evans,Terry Ogelsby

Technical fouls: Penn-Jonah Charles. Arkansas-Au'Diese Toney.

Attendance: 19200

Score by periods	1st	2nd	Total
Penn	26	34	60
Arkansas	37	39	76

Last FG - PENN 2nd-00:05, ARK 2nd-00:13.

Largest lead - PENN by 3 1st-18:49, ARK by 22 2nd-15:50.

PENN led for 02:12. ARK led for 36:25. Game was tied for 01:23.

Score tied - 2 times.

Lead changed - 2 times.

RAZORBACK SPEED CHART



STANLEY UMUIDE

0 F • Gr. Sr. • 6-6 • 210
San Antonio, Texas || South Dakota

Uh-Moo-Dey • Member of the Southeastern Conference Men's and Women's Basketball Leadership Council ... Graduated from South Dakota (Spring '21) - General Studies ... 3x, All-Summit League (1st tm in 2019 & '21 • 2nd in 2020) ... For his career, scored in double figures 71x, led his team in Pts 40x, led his team in Reb 36x.

Year	GP	GS	Min	Avg	FG	FGA	Pct	3FG	3FGA	Pct	FT	FTA	Pct	Off	Def	Tot	Avg	PF	FO	Ast	TO	Blk	Stl	Pts	Avg
2021-22	6	1	136	22.7	25	48	.521	4	10	.400	4	7	.571	4	24	28	4.7	9	0	5	9	3	5	58	9.7
CAREER	107	76	2764	25.8	568	1204	.472	105	305	.344	337	452	.746	72	505	577	5.4	230	3	188	193	94	60	1578	14.7

CAREER HIGHS

PTS: 41 vs South Dakota State (12/12/20)
REB: 14 (2x) last vs. Mount Marty (12/06/19)
AST: 7 vs. North Dakota State (02/19/20)
STL: 3 (5x) last vs North Dakota (02/13/21)
BLK: 4 (2x) last vs Denver (02/20/19)



JD NOTAE

1 G • Sr. • 6-2 • 190
Covington, Ga. || Jacksonville

No-Tay 2021-22 preseason SEC 1st tm (coaches)/received votes for preseason SEC POY (media) ... 2021 National (Bleacher Report) / SEC (Coaches) 6th Man of the Year ... Led team in scoring 7x ... Scored 1,000th career pt vs UCA (game-high 22 pts w/ 6 assists, 3 steals) ... 5 career Double-Doubles including a Triple-Double

Year	GP	GS	Min	Avg	FG	FGA	Pct	3FG	3FGA	Pct	FT	FTA	Pct	Off	Def	Tot	Avg	PF	FO	Ast	TO	Blk	Stl	Pts	Avg
2021-22	6	6	217	36.2	46	111	.414	14	51	.275	11	16	.688	2	26	28	4.7	12	0	22	13	2	18	117	19.5
CAREER	98	58	2747	28.0	513	1257	.408	181	533	.340	249	341	.730	75	381	456	4.7	195	8	246	257	41	165	1456	14.9

CAREER HIGHS

PTS: 40 vs Florida Memorial (11/21/18)
REB: 14 Stetson (01/30/19)
AST: 10 at Kennesaw State (01/09/19)
STL: 7 Mercer (11/09/21)
BLK: 3 (4x) last at Oral Roberts (12/20/20)



KHALEN "KK" ROBINSON

2 G • So. • 6-0 • 180
Little Rock, Ark.

• Had surgery on his right foot on Jan. 10 and missed the rest of the 2020-21 season.
• Rated the 36th-best incoming freshman in the nation and the 7th-best combo guard by 247Sports.com
• 2020 MaxPreps Virginia All-State first team

Year	GP	GS	Min	Avg	FG	FGA	Pct	3FG	3FGA	Pct	FT	FTA	Pct	Off	Def	Tot	Avg	PF	FO	Ast	TO	Blk	Stl	Pts	Avg
2021-22	4	1	28	7.0	1	6	.167	1	4	.250	0	0	.000	0	2	2	0.5	6	0	3	1	0	1	3	0.8
CAREER	15	1	120	8.0	10	27	.370	6	16	.375	6	8	.750	0	12	12	0.8	22	1	14	7	1	4	32	2.1

CAREER HIGHS

PTS: 15 vs Mississippi Valley State (11/25/20)
REB: 2 vs Mississippi Valley State (11/25/20)
AST: 4 vs Lipscomb (12/05/20)
STL: 1 vs Mississippi Valley State (11/25/20)
BLK: -



TREY WADE

3 F • Gr. Sr. • 6-6 • 220
Marietta, Ga. || Wichita State

Graduated from Wichita State (Spring '21) - General Studies (sociology) ... Was a two-year starter at Wichita State after playing a season-each at UTEP and South Plains (Texas) Junior College ... Last season, helped Wichita State win American Athletic Conference title and earn an at-large bid to the NCAA tournament

Year	GP	GS	Min	Avg	FG	FGA	Pct	3FG	3FGA	Pct	FT	FTA	Pct	Off	Def	Tot	Avg	PF	FO	Ast	TO	Blk	Stl	Pts	Avg
2021-22	6	0	50	8.3	4	10	.400	1	4	.250	1	2	.500	2	4	6	1.0	5	0	4	2	1	0	10	1.7
CAREER	84	54	1797	21.4	223	509	.438	60	185	.324	60	115	.522	135	267	402	4.8	128	1	88	68	52	42	566	6.7

CAREER HIGHS

PTS: 23 at Tulane (03/03/21)
REB: 15 vs Oklahoma (12/14/19)
AST: 5 (2x) last vs UCF (01/30/21)
STL: 3 (3x) last vs Cincinnati (03/13/21)
BLK: 4 FIU (01/13/18)



DAVONTE "DEVO" DAVIS

4 G • Fr. • 6-4 • 180
Jacksonville, Ark.

2021-22 Preseason All-SEC 2nd tm (coaches and media) ... 1 of 20 national "Break-out Players" by Jon Rothstein ... In the 2021 postseason, averaged 12.3 pts and was 2nd on the team in both reb avg (6.7) & assists (17) ... Per 40 minute basis for season, averaged 14.2 pts & 7.5 rebs.

Year	GP	GS	Min	Avg	FG	FGA	Pct	3FG	3FGA	Pct	FT	FTA	Pct	Off	Def	Tot	Avg	PF	FO	Ast	TO	Blk	Stl	Pts	Avg
2021-22	6	6	172	28.7	16	42	.381	4	13	.308	2	4	.500	7	18	25	4.2	13	0	17	14	0	9	38	6.3
CAREER	36	23	888	24.7	125	271	.461	6	26	.231	36	49	.735	43	116	159	4.4	83	0	81	62	5	44	292	8.1

CAREER HIGHS

PTS: 20 vs Georgia (01/09/21)
REB: 8 (4x) last vs Oral Roberts (03/27/21)
AST: 6 (3x) last vs G-Webb (11/13/21)
STL: 4 vs LSU (03/13/21)
BLK: 1 (3x) at Missouri (02/13/21)



AU'DIESE TONEY

5 G • Sr. • 6-6 • 205
Huntsville, Ala. || Pittsburgh, Pa.

Awe-Deece Named MVP of the 2021 Hall of Fame Classic (16.0 ppg / 9.0 rpg) ... Played three seasons with at Pitt ... Career: 763 points (9.78 avg.) & averaged 5.42 rebounds (423 total) ... Added 88 assists and 80 steals with three career double-doubles.

Year	GP	GS	Min	Avg	FG	FGA	Pct	3FG	3FGA	Pct	FT	FTA	Pct	Off	Def	Tot	Avg	PF	FO	Ast	TO	Blk	Stl	Pts	Avg
2021-22	6	6	172	28.7	27	43	.628	2	4	.500	22	28	.786	21	23	44	7.3	12	0	4	4	1	5	78	13.0
CAREER	85	75	2474	29.1	291	663	.439	59	193	.306	200	297	.673	183	284	467	5.5	167	3	92	111	10	85	841	9.9

CAREER HIGHS

PTS: 27 vs Duke (01/28/20)
REB: 14 at Syracuse (01/06/21)
AST: 6 vs Drexel (11/28/20)
STL: 4 (4x) last vs Wake Forest (03/10/20)
BLK: 2 vs Saint Louis (11/21/18)



JAYLIN WILLIAMS

10 F • So. • 6-4 • 240
Fort Smith, Ark.

On two Jon Rothstein lists: 1 of 20 Under-The Radar Break-Out Players AND 1 of 20 Glue Guys ... Took a team-best 16 charges ... Had 10 rebounds 4x (MVSU, at LSU, vs FLA & vs TX Tech) ... Only Hog have 10+ boards off the bench 3x ... In NCAA, had career-high 4 assist vs TX Tech & was 4-of-5 FG vs Baylor

Year	GP	GS	Min	Avg	FG	FGA	Pct	3FG	3FGA	Pct	FT	FTA	Pct	Off	Def	Tot	Avg	PF	FO	Ast	TO	Blk	Stl	Pts	Avg
2021-22	6	5	173	28.8	10	22	.455	2	7	.286	10	20	.500	11	39	50	8.3	13	0	28	13	6	6	32	5.3
CAREER	32	10	573	17.9	43	91	.473	9	30	.300	33	51	.647	40	131	171	5.3	63	1	49	37	24	18	128	4.0

CAREER HIGHS

PTS: 13 vs Alabama (02/24/21)
REB: 11 vs Cincinnati (11/23/21)
AST: 7 vs UNI (11/17/21)
STL: 2 (2x) last vs Mississippi St. (02/02/21)
BLK: 2 (3x) last at LSU (01/13/21)



CHRIS LYKES

11 G • Gr. Sr. • 5-7 • 160
Mitchellville, Md. || Miami (Fla.)

"LIKES" 2022 Jersey Mike's Naismith Trophy Watch List ... #20 returning player in college basketball (Andy Katz) ... #51 on CBSSports top 100 & 1 returning players for '21-22 ... 1 of 30 Impact Transfers (Jon Rothstein) ... 2021 Hall of Fame Classic All-Tourney ... Twice led the Miami & ranked among the ACC top 10 in scoring.

Year	GP	GS	Min	Avg	FG	FGA	Pct	3FG	3FGA	Pct	FT	FTA	Pct	Off	Def	Tot	Avg	PF	FO	Ast	TO	Blk	Stl	Pts	Avg
2021-22	6	0	149	24.8	19	54	.352	7	19	.368	31	37	.838	2	6	8	1.3	8	0	9	5	0	2	76	12.7
CAREER	98	68	2758	28.1	438	1070	.409	172	495	.347	284	362	.785	29	167	196	2.0	222	1	260	213	10	102	1332	13.6

CAREER HIGHS

PTS: 28 (2x) last at Illinois (12/02/19)
REB: 6 vs Loyola-Chicago (03/15/18)
AST: 9 at Virginia Tech (03/08/19)
STL: 5 vs Temple (12/19/17)
BLK: 2 vs Florida State (01/18/20)



CHANCE MOORE

13 G • Fr. • 6-5 • 195
Brookhaven, Ga.

A four-star recruit ... Rated 84th nationally by ESPN and 93rd by 247Sports Composite ... Ranked as the #16 small forward in the nation by ESPN and #21 shooting guard by 247Sports Composite ... Was #4 overall prospect in Georgia by ESPN and #6 by 247Sports Composite.

Year	GP	GS	Min	Avg	FG	FGA	Pct	3FG	3FGA	Pct	FT	FTA	Pct	Off	Def	Tot	Avg	PF	FO	Ast	TO	Blk	Stl	Pts	Avg
2021-22	1	0	2	2.0	0	0	.000	0	0	.000	0	0	.000	0	0	0	0.0	2	0	0	0	0	0	0	0.0

CAREER HIGHS

PTS: --
REB: --
AST: --
STL: --
BLK: --



JAXSON ROBINSON

14 G • So. • 6-6 • 185
Ada, Okla. || Texas A&M

Played in 14 of Texas A&M's 18 games, making four starts (vs Auburn, at South Carolina, vs LSU and at Kansas State) ... A four-star prospect by 247Sports, ESPN and Rivals ... Ranked 62nd nationally and 16th at his position by 247Sports ... Previously a top 50 recruit of 2021 class but reclassified to the 2020 signing class

Year	GP	GS	Min	Avg	FG	FGA	Pct	3FG	3FGA	Pct	FT	FTA	Pct	Off	Def	Tot	Avg	PF	FO	Ast	TO	Blk	Stl	Pts	Avg
2021-22	2	0	11	5.5	2	7	.286	2	7	.286	0	0	.000	1	0	1	0.5	1	0	0	0	1	0	6	3.0
CAREER	16	4	148	9.3	13	38	.342	10	35	.286	0	1	.000	5	11	16	1.0	11	0	4	5	2	3	36	2.3

CAREER HIGHS

PTS: 6 (3x) last at Ole Miss (01/23/21)
REB: 7 at LSU (12/29/20)
AST: 1 (4x) last vs LSU (01/26/21)
STL: 1 (3x) last at Ole Miss (01/23/21)
BLK: 1 vs New Orleans (11/29/20)



KAMANI JOHNSON

23 F • R-Jr. • 6-7 • 235
Brooklyn, N.Y. || L

Sat-out last season at Arkansas ... A third team 2020 All-Sun Belt in 2019 ... Led the Sun Belt and ranked 26th nationally in free throw attempts in 2019-20 and ranked 49th in the NCAA in free throws made (144) ... Career: scored 479 points, grabbed 337 rebounds and dished out 105 assists.

Year	GP	GS	Min	Avg	FG	FGA	Pct	3FG	3FGA	Pct	FT	FTA	Pct	Off	Def	Tot	Avg	PF	FO	Ast	TO	Blk	Stl	Pts	Avg
2021-22	4	0	18	4.5	2	2	1.000	0	0	.000	3	7	.429	7	5	12	3.0	2	0	1	6	2	0	7	1.8
CAREER	62	43	1397	22.5	153	289	.529	0	2	.000	180	270	.667	152	197	349	5.6	186	10	106	114	30	37	486	7.8

CAREER HIGHS

PTS: 32 at Arkansas State (02/22/20)
REB: 16 at Arkansas State (02/22/20)
AST: 6 vs Appalachian State (02/01/20)
STL: 3 vs Arkansas State (02/02/19)
BLK: 2 (5x) last vs UT Arlington (02/15/20)



CONNOR VANOVER

23 F • Jr. • 7-3 • 215
Little Rock, Ark. || California

Was 1 of 3 in the NCAA in 2020-21 to post 50 BLKS and 20 3's made ... At least seven rebounds in 9x this year and at least 3 BLKS 8x ... 5th SEC in BLKS (1.76) ... Game-high 23 pts (4-of-5 3PT FG) w/ 8 reb & 3 BLK vs MVSU ... Career-high 16 boards and 6 blocks vs N. TX ... Had 10 rebs vs UCA ... Had 17 pts in win at Auburn

Year	GP	GS	Min	Avg	FG	FGA	Pct	3FG	3FGA	Pct	FT	FTA	Pct	Off	Def	Tot	Avg	PF	FO	Ast	TO	Blk	Stl	Pts	Avg
2021-22	5	5	72	14.4	17	34	.500	1	9	.111	14	15	.933	8	15	23	4.6	3	0	2	0	6	0	49	9.8
CAREER	62	47	1046	16.9	170	366	.464	52	159	.327	50	60	.833	56	181	237	3.8	78	2	21	39	92	20	442	7.1