



# UNI BASKETBALL

#EverLoyal

f /UNImensbasketball

t @UNImbb

@UNImbb

5 MVC TOURNAMENT TITLES /// 6 CONFERENCE MVP AWARDS /// 8 NCAA APPEARANCES /// 1 NCAA SWEET 16

**1-2**

2021-22 Record

**0-0**

2021-22 MVC

**NA/NA**

RANKING (AP/Coaches)



Game 3

7 p.m. • Nov. 17

VS



**2-0**

2021-22 Record

**0-0**

2021-22 SEC

**16/15**

RANKING (AP/Coaches)

**BEN JACOBSON**

HEAD COACH

**302-191**

Career Record

Bud Walton Arena  
Fayetteville, Ark.

**ERIC MUSSELMAN**

HEAD COACH

**157-53**

Career Record

## SERIES QUICK LOOK

OVERALL  
FIRST MEETING  
LAST MEETING

first meeting  
Nov. 17, 2021



ESPN+ / SEC+



Panther Sports Network



LIVE STATS

www.UNIPanthers.com

## 2021-22 SCHEDULE

Date	Opponent	Time/Result
------	----------	-------------

### NOVEMBER

9	Nicholls State	L 62-58
11	Vermont	L 71-57
14	Dubuque	W 95-58
17	@ Arkansas	7 p.m.
27	@ St. Bonaventure	1 p.m.

### DECEMBER

1	@ Bradley*	7 p.m.
5	Richmond	1 p.m.
14	Jackson State	7 p.m.
18	@ Marshall	3 p.m.
22	vs. Liberty#	2 p.m.
23	vs. TBD#	TBD
25	vs. TBD#	TBD
29	Wartburg	7 p.m.

### JANUARY

2	Evansville*	1 p.m.
5	Valparaiso*	8 p.m.
8	@ Missouri State*	5 p.m.
11	Indiana State*	7 p.m.
15	@ Southern Illinois*	7 p.m.
19	@ Valparaiso*	6 p.m.
22	Drake*	5 p.m.
26	@ Evansville*	6 p.m.
29	Illinois State*	1 p.m.

### FEBRUARY

2	Bradley*	7 p.m.
5	@ Drake*	5 p.m.
9	Southern Illinois*	7 p.m.
13	@ Loyola*	3 p.m.
15	@ Illinois State*	7 p.m.
20	Missouri State*	1 p.m.
23	@ Indiana State*	6 p.m.
26	Loyola*	5 p.m.

### MARCH

3-6	TBD\$	TBD\$
-----	-------	-------

All Times Central

Home Games in McLeod Center

# Diamond Head Classic (Honolulu, Hawai'i)

\* Missouri Valley Conference Game

\$ Arch Madness (St. Louis, Missouri)

## UNI ATHLETIC COMMUNICATIONS

**MICHELLE VAN DORN**

Asst. AD of Communications

e michelle.vandorn@uni.edu

c 319-290-5301

## UNI QUICK NOTES

### 300

- Ben Jacobson became the fourth coach in Missouri Valley Conference men's basketball history to win 300 games Feb. 27, 2021 with UNI's 94-87 double-overtime victory at Illinois State.
- Jacobson trails only Henry P. Iba (486, Oklahoma State), Eddie Hickey (337, Creighton/Saint Louis), and Dana Altman (327, Creighton) on the Valley's all-time wins list.

### On the Charts

- AJ Green moved up to No. 19 on the all-time scoring list with 1,214 points.
- Trae Berhow has 1,250 career points between UNI and Pepperdine with 950 points as a Panther for 49th place in program history.
- Austin Phye (69th, 795 points) and Tywhon Pickford (86th, 658 points) are also ranked in the top 100 (updated list available on page four).

### Early leaders

- Austin Phye nearly hit a career high in scoring in the season opener against Nicholls State. He now leads the team in scoring after three games with 33 points and averaging 24.7 points per game. Noah Carter is second with 30 points.
- Austin Phye's field goal percentage is at 71.4% and the team is a 43.6%.
- Trae Berhow is UNI's rebounding leader with 16 total, averaging 5.3 a game. Austin Phye is close behind at 14 on the year.
- Noah Carter and Trae Berhow lead the team in most 3-pointers made. Carter has six, and Berhow has five.

### Top 10

- AJ Green is second on UNI's all-time list for career free throw percentage (87.73%), fifth in career three-point field goals (177), fifth in career three-point field goal attempts (479), and tied for ninth in career scoring average (17.1 PPG).
- Austin Phye is first in career field goal percentage (62.26%).
- Bowen Born is seventh in career free throw percentage (81.25%).
- Trae Berhow is seventh in career three-point field goals (167).

### Preseason Prognostication

- The Panthers received six first-place votes and finished third in the 2021-22 MVC Preseason Poll.
- AJ Green was selected as the MVC's Preseason Player of the Year for the second year in a row and also landed on the Preseason First Team.
- Austin Phye also earned recognition with a spot on the Preseason Second Team.



## TEAM COMPARISON (2021)



70	Scoring Offense	80
63.7	Scoring Defense	65
+6.3	Scoring Margin	+15
+1.7	Rebound Margin	+11.5
12.7	Assists Per Game	18
1	Blocked Shots Per Game	3.5
4.7	Steals Per Game	9
-1.4	Turnover Margin	+4.5
+1.1	Assist Turnover Ratio	1.5
.436	Field Goal Percentage	.472
.429	Field Goal Percentage Defense	.452
7.7	Three-Point Field Goals/Game	9.5
.315	Three-Point Field Goal %	.396
.672	Free Throw Percentage	.676
.333	Winning Percentage	100%

## 2021-22 MVC STANDINGS

School	MVC	Overall
Drake	0-0	2-0
Loyal	0-0	2-0
Indiana State	0-0	2-1
Illinois State	0-0	1-1
Missouri State	0-0	1-1
Southern Illinois	0-0	1-1
Evansville	0-0	1-2
UNI	0-0	1-2
Bradley	0-0	0-2
Valparaiso	0-0	0-2





#0 Nate Heise  
Fr. Guard  
Lake City, Minn.



#1 Cole Henry  
R-Fr. Forward  
Oskaloosa, Iowa



#3 Tywhon Pickford  
Sr. Guard  
Minneapolis, Minn.



#4 AJ Green  
Jr. Guard  
Cedar Falls, Iowa



#5 Landon Wolf  
Fr. Guard  
Cedar Falls, Iowa



#11 Trae Berhow  
Sr. Guard  
Mayer, Minn.



#13 Bowen Born  
Fr. Guard  
Norwalk, Iowa



#15 Michael Duax  
Fr. Forward  
Dubuque, Iowa



#20 Chase Courbat  
Fr. Forward  
Cedar Falls, Iowa



#22 Antwan Kimmons  
So. Guard  
Oakdale, Minn.



#23 Derek Krogmann  
R-Fr. Forward  
West Delaware,  
Iowa



#32 Tytan Anderson  
Fr. Forward  
Eldridge, Iowa



#33 Drew Daniel  
Fr. Forward  
West Des Moines,  
Iowa




#34 James Betz  
So. Forward  
Ventura, Iowa



#35 Noah Carter  
So. Forward  
Dubuque, Iowa



#50 Austin Phyfe  
R-Jr. Forward  
Waverly, Iowa



Head Coach  
Ben Jacobson

## 2021-22 MEN'S BASKETBALL NUMERICAL ROSTER

No.	Name	Pos.	Ht.	Wt.	Yr.	Hometown / High School / Last School
0	Nate Heise	G	6-4	200	Fr.	Lake City, Minn. / Lincoln
1	Cole Henry	F	6-9	230	R-Fr.	Oskaloosa, Iowa / Oskaloosa
3	Tywhon Pickford	G	6-4	205	Sr.	Minneapolis, Minn. / Maple Grove
4	AJ Green	G	6-4	200	Jr.	Cedar Falls, Iowa / Cedar Falls
5	Landon Wolf	G	6-4	195	Fr.	Cedar Falls, Iowa / Cedar Falls
11	Trae Berhow	G	6-5	200	Sr.	Mayer, Minn. / Watertown-Mayer / Pepperdine
13	Bowen Born	G	5-11	175	Fr.	Norwalk, Iowa / Norwalk
15	Michael Duax	F	6-5	215	Fr.	Dubuque, Iowa / Dubuque Hempstead
20	Chase Courbat	F	6-9	235	Fr.	Cedar Falls, Iowa / Cedar Falls
22	Antwan Kimmons	G	6-0	190	So.	Oakdale, Minn. / Tartan
23	Derek Krogmann	F	6-7	235	R-Fr.	Manchester, Iowa / West Delaware
32	Tytan Anderson	F	6-6	190	Fr.	Eldridge, Iowa / North Scott
33	Drew Daniel	F	6-6	215	Fr.	West Des Moines, Iowa / Dowling Catholic
34	James Betz	F	6-6	230	So.	Ventura, Iowa / Garner-Hayfield-Ventura
35	Noah Carter	F	6-6	225	So.	Dubuque, Iowa / Dubuque Senior
50	Austin Phyfe	F	6-9	250	R-Jr.	Waverly, Iowa / Waverly-Shell Rock

## ALPHABETICAL

No.	Name
32	Tytan Anderson
11	Trae Berhow
34	James Betz
13	Bowen Born
35	Noah Carter
20	Chase Courbat
33	Drew Daniel
15	Michael Duax
4	AJ Green
0	Nate Heise
1	Cole Henry
22	Antwan Kimmons
23	Derek Krogmann
50	Austin Phyfe
3	Tywhon Pickford
5	Landon Wolf

## COACHING &amp; SUPPORT STAFF

**Head Coach:** Ben Jacobson (North Dakota '94)

**Assistant Coach:** P.J. Hogan (Morningside '99)

**Assistant Coach:** Erik Crawford (UNI '06)

**Assistant Coach:** Seth Tuttle (UNI '15)

**Director of Basketball Operations:** Ike Hermer (Minnesota '15)

**Assistant Director of Basketball Operations:** Haley Langstraat (UNI '21)

**Director of Athletic Training Services:** Don Bishop (Upper Iowa '92)

**Strength & Conditioning:** Danny Strohm (Webster '19)

**Graduate Manager:** Marc Sonnen (UNI '13)



## PRONUNCIATION GUIDE

Listen: <https://bit.ly/3o7NNfp>

#0 Nate Heise  
HIGH-zee

#3 Tywhon Pickford  
tie-WAWN

#11 Trae Berhow  
TRAY BURR-how

#13 Bowen Born  
BO-inn

#15 Michael Duax  
DOO-ax

#20 Chase Courbat  
CORE-bit

#22 Antwan Kimmons  
ANN-twawn

#23 Derek Krogmann  
KROHG-man

#32 Tytan Anderson  
TIGHT-inn


#50 Austin Phyfe  
FIFE







Jason Reese




Randy Kraayenbrink



Ben Jacobson




Seth Tuttle



Jason Daisy

**All-Time Leading Scorers**

1. Jason Reese (1986-90) .....	2,033	41. John Martin (1967-70) .....	1,027	81. Matt Schneiderman (2002-04) .....	707
2. Randy Kraayenbrink (1982-86) ...	2,004	Chris Foster (2000-05) .....	1,027	82. Darrell Jesse (1966-69) .....	673
3. Ben Jacobson (2002-06) .....	1,787	43. Jerry Waugh (1965-68) .....	1,019	Don Holland (1953-56) .....	673
4. Seth Tuttle (2011-15) .....	1,747	44. Joseph Ferguson (1971-75) .....	999	84. Ali Farokhmanesh (2008-10) .....	667
5. Jason Daisy (1992-97) .....	1,721	45. Erik Crawford (2003-06) .....	985	85. Bob Waller (1959-62) .....	662
6. Bill McCoy (1969-73) .....	1,713	46. Randy Beilke (1969-73) .....	962	<b>86. Tywhon Pickford (2017-Present) ...</b>	<b>658</b>
7. Eric Coleman (2004-08) .....	1,522	47. Mark Long (1975-79) .....	959	Cory Jenkins (1996-00) .....	658
8. Ron Lemons (1975-79) .....	1,478	48. Joe Breakenridge (1997-01) .....	956	88. Jason Sims (1992-96) .....	657
9. Robbie Sieverding (1998-02) .....	1,402	49. <b>Trae Berhow (2018-Present) .....</b>	<b>950</b>	Nate Buss (2011-15) .....	657
10. Kwadzo Ahelegbe (2006-11) .....	1,329	50. Marc Sonnen (2009-2013) .....	932	90. Dwayne Jackson (1980-84) .....	656
11. Anthony James (2008-13) .....	1,305	Spencer Haldeman (2016-20) .....	932	91. Van Combs (1946-49) .....	642
12. Cam Johnson (1989-94) .....	1,286	52. Ron Jessen (1962-65) .....	926	92. Del Nicklaus (1954-57) .....	604
13. Ken Huelman (1966-69) .....	1,275	53. Bill Jones (1977-81) .....	915	93. Jared Josten (2004-08) .....	602
14. Troy Muilenburg (1986-91) .....	1,251	54. Duane Josephson (1961-64) .....	913	94. Paul Jespersen (2014-16) .....	593
15. Dale Turner (1988-92) .....	1,250	55. Steve Phyfe (1987-90) .....	912	95. Chip Rank (2010-14) .....	592
16. Pete Spoden (1959-64) .....	1,239	56. Mike Kemp (1975-79) .....	895	96. Ray Nissen (1954-56) .....	590
17. Grant Stout (2003-07) .....	1,232	57. Jim Jackson (1958-60) .....	891	97. Mark Enright (1975-78) .....	585
18. Jeremy Morgan (2013-17) .....	1,218	58. Wyatt Lohaus (2014-19) .....	877	Brent Carmichael (1981-83) .....	585
<b>19. AJ Green (2018-Present) .....</b>	<b>1,214</b>	59. Aaron Middendorf (1998-02) .....	880	99. Dean Jensen (1957-60) .....	584
20. Craig Knepe (1963-66) .....	1,200	60. Steve Peters (1977-81) .....	861	100. John Little (2002-06) .....	581
Deon Mitchell (2011-15) .....	1,200	61. Brooks McKowen (2003-07) .....	856	101. Gene Nichols (1956-59) .....	579
22. Adam Koch (2006-10) .....	1,186	62. Randy Podhaski (1973-77) .....	853	102. Jerry McColley (1963-65) .....	566
23. Tony Brus (1995-99) .....	1,179	63. Ray Storck (1979-83) .....	851	103. Dennis Filliman (1956-59) .....	561
24. Cedrick McCullough (1988-92) .....	1,158	64. Bill Runchey (1972-76) .....	830	104. Mike Pijanowski (1981-84) .....	555
25. Randy Blocker (1992-94) .....	1,154	65. Clint Carlson (2014-18) .....	819	105. Mark Welsh (1974-76) .....	553
26. Maurice Newby (1986-91) .....	1,147	66. Tony Hauptert (1977-81) .....	818	106. Brian Heying (1994-98) .....	538
27. Rod Underwood (1977-81) .....	1,126	67. Walt Kochneff (1947-50) .....	811	107. Lucas O'Rear (2007-11) .....	529
28. David Gruber (2001-04) .....	1,116	68. Nick Nurse (1985-89) .....	801	108. Erik Smith (2000-02) .....	517
29. Jake Koch (2009-13) .....	1,113	<b>69. Austin Phyfe (2017-Present) .....</b>	<b>795</b>	109. Dick Christy (1960-63) .....	513
30. Norm Jespersen (1946-49) .....	1,099	70. Brian Bestul (1969-73) .....	791		
31. Matt Bohannon (2012-16) .....	1,092	71. Isaiah Brown (2016-20) .....	780		
32. Darian DeVries (1994-98) .....	1,084	72. Brian Carpenter (1992-96) .....	774		
33. Jordan Eglseder (2006-10) .....	1,066	73. Skip Anderson (1967-70) .....	744		
34. Johnny Moran (2008-12) .....	1,048	74. Frank Stotts (1956-59) .....	738		
35. Jerry Holbrook (1959-62) .....	1,045	75. Scott Stafford (1983-85) .....	730		
36. Howie Pigg (1950-55) .....	1,041	76. Ron LaFrentz (1957-60) .....	723		
37. Wes Washpun (2013-16) .....	1,035	77. Darrell Timion (1970-73) .....	722		
38. Greg McDermott (1984-88) .....	1,033	78. Travis Brown (2005-09) .....	720		
39. Dick Beetsch (1952-56) .....	1,029	79. Jay Block (1980-84) .....	718		
40. Bennett Kock (2014-2018) .....	1,028	80. Herbert King (1980-84) .....	711		

**Jerry Waugh, Zeke Hogeland, Ken Huelman**



## UNI VS. RANKED OPPONENTS

Overall	Home	Away	Neutral
18-43	12-7	3-20	3-16

#19	Richmond	L, 78-68 (A) - 12/9/20
#23	Colorado	W, 79-76 (A) - 12/10/19
#22	Iowa	L, 54-77 (N) - 12/15/18
#9	Xavier	L, 67-77 (H) - 12/20/17
#5	Villanova	L, 64-50 (N) - 11/24/17
#9	North Carolina	L, 86-69 (A) - 11/10/17
#8	North Carolina	L, 85-42 (A) - 12/21/16
#9	Xavier	L, 64-42 (A) - 11/26/16
#11	Xavier	L, 67-59 (N) - 11/20/16
#15	Texas A&M	L, 92-88 2ot (N) - 3/20/16
#25	Wichita State	W, 53-50 (A) - 2/13/16
#5	Iowa State	W, 81-79 (N) - 12/19/15
#1	North Carolina	W, 71-67 (H) - 11/21/15
#17	Louisville	L, 66-53 (N) - 3/22/15
#11	Wichita State	L, 74-60 (A) - 2/28/15
#12	Wichita State	W, 70-54 (H) - 1/31/15
#4	Wichita State	L, 82-73 (H) - 2/8/14
#8	Wichita State	L, 67-53 (A) - 1/5/14
#17	Iowa State	L, 91-82 OT (N) - 12/7/13
#15	Wichita State	W, 57-52 (H) - 2/2/13
#12	Creighton	L, 79-68 (A) - 1/15/13
#21	UNLV	L, 73-59 (A) - 12/19/12
#19	Memphis	L, 52-47 (N) - 11/24/12
#2	Louisville	L, 51-46 (N) - 11/22/12
#13	Creighton	W, 65-62 (H) - 2/4/12
#23	Creighton	L, 63-60 (A) - 1/10/12
#10	Syracuse	L, 68-46 (A) - 11/12/10
#13	Michigan State	L, 59-52 (N) - 3/26/10
#1	Kansas	W, 69-67 (N) - 3/20/10
#15	Marquette	L, 73-43 (N) - 11/28/08
#14	Drake	L, 65-55 (H) - 2/16/08
#22	Drake	L, 58-54 (A) - 1/26/08
#11	Nevada	L, 79-64 (A) - 2/17/07
#16	Wichita State	W, 63-59 (A) - 12/30/06
#17	Washington	L, 70-61 (A) - 11/14/06
#23	Georgetown	L, 54-49 (N) - 3/17/06
#24	Bucknell	W, 65-61 (H) - 2/18/06
#12	Iowa	W, 67-63 (H) - 12/6/05
#20	Wisconsin	L, 57-52 (N) - 3/18/05
#17	Iowa	L, 76-73 (A) - 12/7/05
#14	Georgia Tech	L, 65-60 (N) - 3/19/04
#15	Southern Illinois	W, 68-52 (H) - 3/1/04
#20	Creighton	W, 82-73 (H) - 1/14/04
#24	Iowa	W, 77-66 (H) - 12/9/03
#13	Creighton	L, 84-75 (H) - 2/4/03
#11	Iowa	W, 78-76 (H) - 12/4/01
#17	Alabama	L, 64-56 (N) - 12/20/00
#10	Iowa	W, 84-78 (H) - 12/9/97
#12	Iowa	L, 78-73 (H) - 12/5/95
#11	Iowa State	L, 81-62 (H) - 1/25/95
#8	Iowa	L, 64-44 (A) - 12/8/92
#16	Iowa	L, 108-85 (H) - 12/19/91
#20	Minnesota	L, 81-78 (N) - 3/18/90
#11	Missouri	W, 74-71 (N) - 3/16/90
#20	Iowa	W, 77-74 (H) - 1/3/90
#3	Georgetown	L, 83-49 (N) - 12/29/89
#5	Iowa	L, 95-76 (A) - 12/6/88
#14	Missouri	L, 91-62 (A) - 1/12/83
#6	Iowa	L, 84-53 (A) - 12/21/81
#14	Iowa	L, 86-52 (A) - 12/30/80
#20	Iowa	L, 78-46 (A) - 12/6/79

NOTE: Associated Press poll used

## UNI OVER 80

UNI is 67-7 when scoring 80 or more points under Ben Jacobson.

11/14/21	Dubuque	W, 95-58
2/27/21	Illinois State	W, 94-87 (20T)
12/28/20	Missouri State	W, 85-75
12/4/20	St. Ambrose	W, 98-53
11/25/20	Western Kentucky	L, 90-87
2/27/20	Evansville	W, 84-64
2/8/20	Drake	W, 83-73
2/1/20	at Evansville	W, 80-68
1/29/20	Missouri State	W, 95-66
1/20/20	at Bradley	W, 86-71
1/15/20	Valparaiso	W, 88-78
1/11/20	at Missouri St	W, 88-57
12/22/19	Marshall	W, 88-80
12/12/19	at Grand Canyon	W, 82-58
12/2/19	Luther College	W, 110-51
11/20/19	Cornell College	W, 88-66
11/19/19	UT Martin	W, 87-67
1/26/19	Evansville	W, 81-74
11/17/18	Eastern Kentucky	W, 90-85
11/7/18	Bemidji State	W, 97-51
1/24/18	Illinois State	W, 83-72
1/13/18	Valparaiso	W, 81-76
12/10/17	Dubuque	W, 80-47
11/18/17	Chicago State	W, 82-44
12/7/16	South Dakota State	W, 86-58
11/17/16	vs. Arizona State	W, 82-63
3/20/16	vs. Texas A&M	L, 92-88 (20T)
2/10/16	Missouri State	W, 83-69
2/6/16	at Drake	W, 82-66
12/30/15	Bradley	W, 80-44
12/19/15	vs. Iowa State	W, 81-79
11/30/15	North Texas	W, 93-70
11/28/15	at North Dakota	W, 97-51
11/25/15	Dubuque	W, 83-63
2/11/15	Illinois State	W, 83-64
12/13/14	at VCU	L, 93-87 (20T)
2/12/14	Loyola	W, 80-58
2/1/14	Indiana State	L, 87-81
1/29/14	Evansville	W, 95-81
1/25/14	at Loyola	L, 93-87 (OT)
1/14/14	Missouri State	W, 94-89
1/8/14	at Evansville	W, 80-53
1/1/14	Bradley	W, 80-46
12/28/13	Iona	W, 90-78
12/7/13	vs. Iowa State	L, 91-82 (OT)
11/22/13	vs. Loyola Marymount	W, 90-81
11/11/13	Coe	W, 86-52
3/26/13	Bradley	W, 90-77
3/2/13	Illinois State	W, 80-72
1/20/13	Drake	W, 85-55
1/12/13	Bradley	W, 84-53
12/23/12	Saint Mary's	W, 82-75
12/8/12	at George Mason	W, 82-77 (OT)
11/14/12	Toledo	W, 84-81 (OT)
11/10/12	Wartburg	W, 103-50
1/7/12	at Drake	W, 83-68
12/19/11	Loras	W, 84-48
12/6/11	Iowa	W, 80-60
12/3/11	Colorado State	W, 83-77
3/15/11	Rider	W, 84-50
2/15/11	at Bradley	W, 80-70
1/9/11	Bradley	W, 83-77
11/16/10	Coe	W, 84-45
1/3/10	Missouri State	W, 84-76
12/12/09	Siena	W, 82-65
11/23/09	vs. Boston College	W, 81-69
2/11/09	Southern Illinois	W, 81-55
1/17/09	at Drake	W, 81-59
12/28/08	Indiana State	L, 85-84 (20T)
11/25/08	Chicago State	W, 81-70
12/15/07	Wartburg	W, 99-48
12/20/06	Wartburg	W, 83-61
12/09/06	UMKC	W, 85-53
11/13/06	vs. Pepperdine	W, 83-58

## WINNING IN McLEOD

UNI will be playing in its 16th season in the McLeod Center, and the Panthers have made winning a priority in their home venue.

UNI has posted an all-time record of **177-51 (.776)** in games played in the McLeod Center.

UNI secured a school-record 16 home wins in the 2012-13 season.

UNI has posted four perfect home seasons since moving to NCAA Division I. UNI was a perfect 14-0 in both the 1983-84 and 2009-10 seasons. UNI notched a 15-0 mark at home in 2014-15 and finished 16-0 in 2019-20.

UNI set its home-court win streak of 21 consecutive victories between the 2008-09 and 2010-11 seasons.

UNI has never had a losing record at home since moving to the McLeod Center.

## Record in McLeod Center

Year	Record
2006-07	9-4
2007-08	11-6
2008-09	11-4
2009-10	14-0
2010-11	13-5
2011-12	13-3
2012-13	16-4
2013-14	11-2
2014-15	15-0
2015-16	11-3
2016-17	9-4
2017-18	12-4
2018-19	9-5
2019-20	16-0
2020-21	6-5
2021-22	1-2



## HEAD COACH BEN JACOBSON

Alma Mater: ..... North Dakota, '94  
 Career Record: ..... **302-191** (16th Year)  
 Record at UNI: ..... Same

## ASSISTANT COACHES

P.J. Hogan: .....17th Season (Morningside, '99)  
 Erik Crawford: .....11th Season (UNI, '06)  
 Seth Tuttle: .....1st Season (UNI, '15)

## SUPPORT STAFF

Ike Hermer: ...Director of Basketball Operations  
 Haley Langstraat: ...Asst. Dir. of Basketball Operations  
 Don Bishop: ...Director of Athletic Training Services  
 Danny Strohm: .....Strength & Conditioning  
 Marc Sonnen: .....Graduate Manager

## TEAM HISTORY

First Year of Basketball: .....1900-01  
 All-Time Record: ..... **1,353-1,174** (120th year)  
 Division I Record: ..... **658-589**  
 NCAA Tournament Appearances: ..... 8  
 NIT Tournament Appearances ..... 1  
 At-Large NCAA Tournament Bids: .....1  
 Last Postseason Appearance: ... 2016 (NCAA/2nd Rd)

## VENUE INFORMATION

Name: ..... McLeod Center  
 Arena Opened: ..... 2006  
 Capacity: ..... 6,650  
 Largest Crowd: ..... 7,018 (11/21/15)

## UNIVERSITY INFORMATION

Location: ..... Cedar Falls, Iowa  
 Founded: .....1876  
 Enrollment: .....9,522  
 Colors: .....Purple & Old Gold  
 Nickname: .....Panthers  
 Mascot: .....TK  
 Fight Song: .....“UNI Fight”  
 Affiliation: .....NCAA Division I  
 Conference: .....Missouri Valley  
 President: ..... Dr. Mark Nook  
 Athletic Director: ..... David Harris  
 SWA: ..... Christina Roybal

## JAKE'S WINS

UNI head coach Ben Jacobson ranks **No. 4** in the Missouri Valley Conference history in victories with **301**.

Jacobson also ranks **No. 4** in league history in MVC games with **160** wins.

Henry Iba tops both lists with 486 total wins and 187 league wins.

## MVC COACHING VICTORIES

1.	Henry P. Iba (Oklahoma State)	486
2.	Eddie Hickey (Creighton/Saint Louis)	337
3.	Dana Altman (Creighton)	327
4.	<b>Ben Jacobson (UNI)</b>	<b>301</b>
5.	Barry Hinson (Missouri State/SIU)	285
6.	Gregg Marshall (Wichita State)	261
7.	Rich Herrin (Southern Illinois)	225
8.	Ralph Miller (Wichita State)	220
9.	Porter Moser (Illinois State/Loyola)	217
10.	Maury John (Drake)	211

## MVC COACHING WINS (MVC Games Only)

1.	Henry P. Iba (Oklahoma State)	187
2.	Dana Altman (Creighton)	182
3.	Eddie Hickey (Creighton/Saint Louis)	163
4.	<b>Ben Jacobson (UNI)</b>	<b>160</b>
5.	Barry Hinson (Missouri State/SIU)	155
6.	Gregg Marshall (Wichita State)	134
7.	Dr. F.C. Allen (Kansas)	126
8.	Rich Herrin (Southern Illinois)	111
9.	Jim Molinari (Bradley)	110
10.	Porter Moser (Illinois State/Loyola)	105

## JAKE'S TOURNAMENT TITLES

UNI head coach Ben Jacobson ranks second in MVC history with four tournament titles. Jacobson is 4-1 in MVC title games.

Dana Altman (Creighton) holds the league record with six MVC Tournament crowns. Altman was 6-0 in MVC title games.

## MVC Tourney Coaches, By Titles

1.	Dana Altman, CU	6
2.	Ben Jacobson, UNI	4
3.	Greg McDermott, UNI/CU	3
	Rich Herrin, SIU	3
5.	Kevin Stallings, ILS	2
	Tom Apke, CU	2
	Tony Barone, CU	2
	Nolan Richardson, TU	2
	Gregg Marshall, WSU	2

## UNI IN THE NCAA TOURNEY

UNI made its eighth appearance in the NCAA Tournament in 2016. The Panthers are 5-8 all-time in the NCAA Tournament.

## UNI's All-Time NCAA Tourney Results

1990 - W, 74-71 vs. #3 Missouri  
 1990 - L, 84-81 vs. #6 Minnesota  
 2004 - L, 65-60 vs. #3 Georgia Tech  
 2005 - L, 57-52 vs. #6 Wisconsin  
 2006 - L, 54-49 vs. #7 Georgetown  
 2009 - L, 61-56 vs. #5 Purdue  
 2010 - W, 69-66 vs. #8 UNLV  
 2010 - W, 69-67 vs. #1 Kansas  
 2010 - L, 59-52 vs. #5 Michigan State  
 2015 - W, 71-54 vs. #12 Wyoming  
 2015 - L, 66-53 vs. #4 Louisville  
 2016 - W, 75-72 vs. #6 Texas  
 2016 - L, 92-88 (2OT) vs. #3 Texas A&M

## THE STREAK ENDS

UNI made at least one three-pointer in **665 straight games** in between February 3, 2000 versus Southern Illinois (0-of-4) and Jan. 2, 2021, at Evansville (0-of-11). At the time that it was snapped, the streak was the longest active stretch among all 20 total Missouri Valley Conference basketball programs (men's and women's).





**2021-22 PREVIEW****MVC PRESEASON POLL**

1. Drake (29) .....	411
2. Loyola (8) .....	363
3. <b>UNI (6)</b> .....	<b>354</b>
4. Missouri State .....	325
5. Southern Illinois .....	228
6. Bradley .....	171
7. Valparaiso .....	151
8. Evansville .....	148
9. Indiana State .....	147
10. Illinois State .....	68

**PRESEASON PLAYER OF THE YEAR****AJ Green, UNI****PRESEASON ALL-MVC FIRST TEAM****AJ Green, UNI**

Tyreke Key, Indiana State  
 Isiah Mosley, Missouri State  
 Roman Penn, Drake  
 Gaige Prim, Missouri State

**PRESEASON ALL-MVC SECOND TEAM**

Marcus Domask, Southern Illinois  
 ShanQuan Hemphill, Drake  
 Ben Krikke, Valparaiso

**Austin Phyfe, UNI**

Lucas Williamson, Loyola

**PRESEASON ALL-MVC THIRD TEAM**

Shamar Givance, Evansville  
 Ja'Shon Henry, Bradley  
 Lance Jones, Southern Illinois  
 Rienk Mast, Bradley  
 Braden Norris, Loyola

**MVC PLAYERS OF THE WEEK****A CHALLENGING SCHEDULE (PT. I)**

UNI's 2021-22 nonconference slate includes matchups versus four 2021 postseason qualifiers in Arkansas (NCAA Elite Eight), St. Bonaventure (NCAA First Round), Richmond (NIT Quarterfinals), and Liberty (NCAA First Round).

**A CHALLENGING SCHEDULE (PT. II)**

Several nonconference foes were ranked or receiving votes in the preseason editions of the Associated Press Poll and Ferris Mowers Coaches Poll in Arkansas (No. 16 / No. 15), St. Bonaventure (No. 23 / No. 24), and Richmond (RV / RV).

**MELE KALIKIMAKA**

The Panthers will spend Christmas week in Honolulu while competing in the Hawaiian Airlines Diamond Head Classic. UNI last played in this tournament in 2015 and went 1-2 with a win over Washington State.

**GREEN LIGHT**

AJ Green returns to action after missing nearly all of the 2020-21 season due to injury. Green is the two-time reigning MVC Preseason Player of the Year and also the 2020 Larry Bird MVC Player of the Year.

**GIVE ME THE PHYFE**

Austin Phyfe joined AJ Green on the Preseason All-MVC squads with Second Team recognition. Phyfe is a two-time Postseason All-MVC pick (2021 Third Team, 2020 First Team).

**BORN THIS WAY**

The Panthers also have 2021 MVC Freshman of the Year Bowen Born. He was on the All-Newcomer Team and shared room with Nate Heise on the All-Freshman Team in 2021.

**THE GANG'S (ALMOST) ALL HERE**

UNI returns all but one letterwinner from last year's team featuring 14 Panthers back with the program in Tytan Anderson, Trae Berhow, James Betz, Bowen Born, Noah Carter, Drew Daniel, AJ Green, Nate Heise, Cole Henry, Antwan Kimmons, Derek Krogmann, Austin Phyfe and Tywhon Pickford with newcomers Chase Courbat, Michael Duax and Landon Wolf are expected to redshirt for 2021-22.



**2021-2022 University of Northern Iowa Men's Basketball**  
**Overall Statistics (as of Nov 14, 2021)**

**Overall Record: 1-2 Conf: 0-0 Home: 1-2 Away: 0-0 Neutral: 0-0**

#	Player	GP-GS	MIN	AVG	FG		3PT		FT		Rebounds				PF	DQ	A	TO	BLK	STL	PTS	AVG
					FG-FGA	FG%	3FG-FGA	3FG%	FT-FTA	FT%	OFF	DEF	TOT	AVG								
50	Phyfe, Austin	3-3	74	24.7	10-14	.714	1-3	.333	12-17	.706	3	11	14	4.7	3	0	10	5	2	0	33	11.0
35	Carter, Noah	3-1	49	16.3	10-24	.417	6-14	.429	4-4	1.000	2	7	9	3.0	4	0	1	4	1	1	30	10.0
33	Daniel, Drew	1-0	8	8.0	4-7	.571	2-5	.400	0-0	.000	2	1	3	3.0	0	0	3	0	0	0	10	10.0
04	Green, AJ	3-3	97	32.3	8-30	.267	4-15	.267	8-12	.667	1	11	12	4.0	5	0	6	6	0	2	28	9.3
03	Pickford, Tywhon	3-2	72	24.0	11-22	.500	0-7	.000	6-7	.857	2	8	10	3.3	2	0	3	3	0	2	28	9.3
22	Kimmons, Antwan	3-0	61	20.3	8-20	.400	3-7	.429	5-9	.556	3	6	9	3.0	7	0	6	6	0	3	24	8.0
11	Berhow, Trae	3-3	83	27.7	7-20	.350	5-14	.357	1-3	.333	1	15	16	5.3	5	0	2	7	0	1	20	6.7
34	Betz, James	2-0	21	10.5	4-6	.667	1-3	.333	2-2	1.000	0	3	3	1.5	3	0	0	1	0	0	11	5.5
00	Heise, Nate	3-3	79	26.3	5-13	.385	0-3	.000	5-9	.556	2	5	7	2.3	7	0	2	2	0	3	15	5.0
13	Born, Bowen	1-0	16	16.0	2-2	1.000	1-1	1.000	0-0	.000	0	0	0	0.0	1	0	3	1	0	0	5	5.0
23	Krogmann, Derek	1-0	6	6.0	1-1	1.000	0-0	.000	0-0	.000	1	0	1	1.0	0	0	1	0	0	1	2	2.0
32	Anderson, Tytan	3-0	34	11.3	2-6	.333	0-1	.000	0-1	.000	4	5	9	3.0	3	0	1	0	0	1	4	1.3
<b>Total</b>		<b>3</b>	<b>600</b>	<b>200.0</b>	<b>72-165</b>	<b>.436</b>	<b>23-73</b>	<b>.315</b>	<b>43-64</b>	<b>.672</b>	<b>23</b>	<b>78</b>	<b>101</b>	<b>33.7</b>	<b>40</b>	<b>0</b>	<b>38</b>	<b>35</b>	<b>3</b>	<b>14</b>	<b>210</b>	<b>70.00</b>
<b>Opponents</b>			<b>600</b>	<b>200.0</b>	<b>73-170</b>	<b>.429</b>	<b>25-87</b>	<b>.287</b>	<b>20-34</b>	<b>.588</b>	<b>19</b>	<b>77</b>	<b>96</b>	<b>32.0</b>	<b>53</b>	<b>1</b>	<b>36</b>	<b>31</b>	<b>2</b>	<b>18</b>	<b>191</b>	<b>63.67</b>

Team Statistics	UNI	OPP
SCORING	210	191
Points Per Game	70.0	63.7
Scoring Margin	6.3	-
FIELD GOALS-ATT	72-165	73-170
Field Goal Pct	.436	.429
3 POINT FG-ATT	23-73	25-87
3PT FG Pct	.315	.287
3PT Made Per Game	7.7	8.3
FREE THROWS-ATT	43-64	20-34
FT Pct	.672	.588
FT Made Per Game	14.3	6.7
REBOUNDS	101	96
Rebounds Per Game	33.7	32.0
Rebounds Margin	1.7	-
ASSISTS	38	36
Assists Per Game	12.7	12.0
TURNOVERS	35	31
Turnovers Per Game	11.7	10.3
Turnovers Margin	-1.4	-
Assist/Turnover Ratio	1.1	1.2
STEALS	14	18
Steals Per Game	4.7	6.0
BLOCKS	3	2
Blocks Per Game	1.0	0.7
ATTENDANCE	5,408	0
Dates/Avg Per Date	3-1,803	0-0
Neutral Site #/Avg	-	0-0

Conf	Date	Opponent	W/L	Score	Att.
	11/09/21	NICHOLLS ST.	L	58-62	2,328
	11/11/21	VERMONT	L	57-71	1,773
	11/14/21	DUBUQUE	W	95-58	1,307

\* = Conference game





## Points

Name	GP	Pts	Pts/G
#50 <a href="#">Phyfe, Austin</a>	3	33	11.0
#35 <a href="#">Carter, Noah</a>	3	30	10.0
#04 <a href="#">Green, AJ</a>	3	28	9.3
#03 <a href="#">Pickford, Tywhon</a>	3	28	9.3
#22 <a href="#">Kimmons, Antwan</a>	3	24	8.0
#11 <a href="#">Berhow, Trae</a>	3	20	6.7
#00 <a href="#">Heise, Nate</a>	3	15	5.0
#34 <a href="#">Betz, James</a>	2	11	5.5

## Field Goals

Name	GP	FGM	FGA	FG%	FGM/G	FGA/G
#03 <a href="#">Pickford, Tywhon</a>	3	11	22	.500	3.7	7.3
#35 <a href="#">Carter, Noah</a>	3	10	24	.417	3.3	8.0
#50 <a href="#">Phyfe, Austin</a>	3	10	14	.714	3.3	4.7
#04 <a href="#">Green, AJ</a>	3	8	30	.267	2.7	10.0
#22 <a href="#">Kimmons, Antwan</a>	3	8	20	.400	2.7	6.7
#11 <a href="#">Berhow, Trae</a>	3	7	20	.350	2.3	6.7
#00 <a href="#">Heise, Nate</a>	3	5	13	.385	1.7	4.3
#34 <a href="#">Betz, James</a>	2	4	6	.667	2.0	3.0

## Three-Point Field Goals

Name	GP	3PM	3PA	3P%	3PM/G	3PA/G
#35 <a href="#">Carter, Noah</a>	3	6	14	.429	2.0	4.7
#11 <a href="#">Berhow, Trae</a>	3	5	14	.357	1.7	4.7
#04 <a href="#">Green, AJ</a>	3	4	15	.267	1.3	5.0
#22 <a href="#">Kimmons, Antwan</a>	3	3	7	.429	1.0	2.3
#33 <a href="#">Daniel, Drew</a>	1	2	5	.400	2.0	5.0
#34 <a href="#">Betz, James</a>	2	1	3	.333	0.5	1.5
#13 <a href="#">Born, Bowen</a>	1	1	1	1.000	1.0	1.0

## Free Throws

Name	GP	FTM	FTA	FT%	FTM/G	FTA/G
#50 <a href="#">Phyfe, Austin</a>	3	12	17	.706	4.0	5.7
#04 <a href="#">Green, AJ</a>	3	8	12	.667	2.7	4.0
#03 <a href="#">Pickford, Tywhon</a>	3	6	7	.857	2.0	2.3
#00 <a href="#">Heise, Nate</a>	3	5	9	.556	1.7	3.0
#22 <a href="#">Kimmons, Antwan</a>	3	5	9	.556	1.7	3.0
#35 <a href="#">Carter, Noah</a>	3	4	4	1.000	1.3	1.3
#34 <a href="#">Betz, James</a>	2	2	2	1.000	1.0	1.0
#11 <a href="#">Berhow, Trae</a>	3	1	3	.333	0.3	1.0

## Rebounds

Name	GP	REB	AVG/G	OFF	OFF/G	DEF	DEF/G
#11 <a href="#">Berhow, Trae</a>	3	16	5.3	1	0.3	15	5.0
#50 <a href="#">Phyfe, Austin</a>	3	14	4.7	3	1.0	11	3.7
#04 <a href="#">Green, AJ</a>	3	12	4.0	1	0.3	11	3.7
#03 <a href="#">Pickford, Tywhon</a>	3	10	3.3	2	0.7	8	2.7
#32 <a href="#">Anderson, Tytan</a>	3	9	3.0	4	1.3	5	1.7
#35 <a href="#">Carter, Noah</a>	3	9	3.0	2	0.7	7	2.3
#22 <a href="#">Kimmons, Antwan</a>	3	9	3.0	3	1.0	6	2.0
#TM Team	3	8	2.7	2	0.7	6	2.0

## Assists

Name	GP	AST	AST/G
#50 <a href="#">Phyfe, Austin</a>	3	10	3.3
#04 <a href="#">Green, AJ</a>	3	6	2.0
#22 <a href="#">Kimmons, Antwan</a>	3	6	2.0
#13 <a href="#">Born, Bowen</a>	1	3	3.0
#33 <a href="#">Daniel, Drew</a>	1	3	3.0
#03 <a href="#">Pickford, Tywhon</a>	3	3	1.0

## Blocked Shots

Name	GP	BLK	BLK/G
#50 <a href="#">Phyfe, Austin</a>	3	2	0.7
#35 <a href="#">Carter, Noah</a>	3	1	0.3

## Steals

Name	GP	STL	STL/G
#00 <a href="#">Heise, Nate</a>	3	3	1.0
#22 <a href="#">Kimmons, Antwan</a>	3	3	1.0
#04 <a href="#">Green, AJ</a>	3	2	0.7
#03 <a href="#">Pickford, Tywhon</a>	3	2	0.7
#32 <a href="#">Anderson, Tytan</a>	3	1	0.3

## Turnovers

Name	GP	TO	TO/G
#11 <a href="#">Berhow, Trae</a>	3	7	2.3
#04 <a href="#">Green, AJ</a>	3	6	2.0
#22 <a href="#">Kimmons, Antwan</a>	3	6	2.0
#50 <a href="#">Phyfe, Austin</a>	3	5	1.7
#35 <a href="#">Carter, Noah</a>	3	4	1.3
#03 <a href="#">Pickford, Tywhon</a>	3	3	1.0
#00 <a href="#">Heise, Nate</a>	3	2	0.7
#34 <a href="#">Betz, James</a>	2	1	0.5



## Minutes

Name	GP	MIN	MIN/G
#04 <a href="#">Green, AJ</a>	3	97	32.3
#11 <a href="#">Berhow, Trae</a>	3	83	27.7
#00 <a href="#">Heise, Nate</a>	3	79	26.3
#50 <a href="#">Phyfe, Austin</a>	3	74	24.7
#03 <a href="#">Pickford, Tywhon</a>	3	72	24.0
#22 <a href="#">Kimmons, Antwan</a>	3	61	20.3
#35 <a href="#">Carter, Noah</a>	3	49	16.3
#32 <a href="#">Anderson, Tytan</a>	3	34	11.3
#34 <a href="#">Betz, James</a>	2	21	10.5
#13 <a href="#">Born, Bowen</a>	1	16	16.0
#33 <a href="#">Daniel, Drew</a>	1	8	8.0
#23 <a href="#">Krogmann, Derek</a>	1	6	6.0

## Personal Fouls

Name	GP	PF	PF/G
#00 <a href="#">Heise, Nate</a>	3	7	2.3
#22 <a href="#">Kimmons, Antwan</a>	3	7	2.3
#11 <a href="#">Berhow, Trae</a>	3	5	1.7
#04 <a href="#">Green, AJ</a>	3	5	1.7
#35 <a href="#">Carter, Noah</a>	3	4	1.3
#32 <a href="#">Anderson, Tytan</a>	3	3	1.0
#34 <a href="#">Betz, James</a>	2	3	1.5

## Assist / Turnover Ratio

Name	GP	AST	TO	AST/TO Ratio
#13 <a href="#">Born, Bowen</a>	1	3	1	3.00
#50 <a href="#">Phyfe, Austin</a>	3	10	5	2.00
#04 <a href="#">Green, AJ</a>	3	6	6	1.00
#00 <a href="#">Heise, Nate</a>	3	2	2	1.00

## NCAA Statistics

UNI - 2021-22 Men's Basketball Ranking Summary thru games 11/14/2021

Statistic	National Rank	Conference Rank	Value	National Leader	Value	Conference Leader	Value
3-pt Field Goal Attempts (350 ranked)	32	3	73	Western Caro.	113	Evansville	77
Assist Turnover Ratio (350 ranked)	138	5	1.09	Northwestern	4.09	Loyola Chicago	2.45
Assists Per Game (350 ranked)	199	7	12.7	UC Santa Barbara	29.0	Loyola Chicago	27.0
Blocked Shots Per Game (340 ranked)	326	9	1.0	Memphis	12.0	Illinois St.	8.5
Defensive Rebounds per Game (350 ranked)	193	8	26.00	UC Santa Barbara	53.00	Loyola Chicago	35.00
Fewest Fouls (350 ranked)	235	7	40	Coastal Carolina	9	Drake	22
Fewest Turnovers (350 ranked)	264	8	35	Coastal Carolina	5	Drake	11
Field-Goal Percentage (350 ranked)	187	7	43.6	Purdue Fort Wayne	63.8	Drake	54.2
Field-Goal Percentage Defense (350 ranked)	208	8	42.9	Liberty	20.8	Drake	30.6
Free Throw Attempts (350 ranked)	27	1	64	Lipscomb	119	UNI	64
Free Throws Made (350 ranked)	39	2	43	Lipscomb	92	Illinois St.	45
Free-Throw Percentage (350 ranked)	222	6	67.2	Vermont	100.0	Drake	76.7
Offensive Rebounds Per Game (350 ranked)	301	8	7.67	Sam Houston	21.50	Bradley	16.50
Personal Fouls Per Game (350 ranked)	44	2	13.3	Coastal Carolina	9.0	Evansville	12.7
Rebound Margin (349 ranked)	197	7	1.7	UC Santa Barbara	38.0	Drake	17.0
Scoring Defense (350 ranked)	111	5	63.7	Liberty	24.0	Drake	50.0
Scoring Margin (350 ranked)	181	6	6.3	Liberty	61.0	Drake	49.0
Scoring Offense (350 ranked)	213	6	70.0	UC Santa Barbara	119.0	Drake	99.0
Steals Per Game (349 ranked)	294	10	4.7	Morgan St.	17.0	Drake	10.0
Three Pt FG Defense (349 ranked)	116	3	28.7	James Madison	8.3	Southern Ill.	19.4
Three-Point Field Goals Per Game (349 ranked)	173	5	7.7	Furman VMI	17.0 17.0	Loyola Chicago	14.0
Three-Point Field-Goal Percentage (350 ranked)	205	5	31.5	Purdue Fort Wayne	52.0	Drake	50.0
Total 3-point FGM (349 ranked)	55	3	23	Eastern Ky. Western Caro.	41 41	Loyola Chicago	28
Total Assists (350 ranked)	62	3	38	Morgan St.	64	Loyola Chicago	54
Total Blocks (335 ranked)	296	8	3	Colorado St. Memphis	24 24	Illinois St.	17
Total Rebounds (350 ranked)	57	2	101	Col. of Charleston	156	Indiana St.	115
Total Rebounds Per Game (350 ranked)	273	8	33.67	UC Santa Barbara	65.00	Loyola Chicago	47.50
Total Steals (350 ranked)	189	4	14	Morgan St.	51	Evansville	23
Turnover Margin (329 ranked)	219	5	-1.3	Morgan St.	14.7	Drake	7.0
Turnovers Forced (350 ranked)	311	10	10.33	Morgan St.	30.67	Drake	18.00
Turnovers Per Game (350 ranked)	103	5	11.7	Coastal Carolina	5.0	Missouri St.	10.5
Won-Lost Percentage (284 ranked)	267	7	33.3	125 teams tied	100.0	Loyola Chicago Drake	100.0 100.0







## 2020-21 UNI Men's Basketball Combined Team Statistics All games

Page 1/1  
as of Oct 28, 2021

### Game Records

Record	Overall	Home	Away	Neutral
ALL GAMES	10-15	6-5	3-7	1-3
CONFERENCE	7-11	4-5	3-6	0-0
NON-CONFERENCE	3-4	2-0	0-1	1-3

### Score by Periods

Team	1st	2nd	OT	TOT
UNI	812	902	24	1738
Opponents	832	930	17	1779

### Team Box Score

No.	Player				Total		3-Point		F-Throw		Rebounds													
		GP-GS	MIN	AVG	FG-FGA	FG%	3FG-3FGA	3FG%	FT-FTA	FT%	OFF	DEF	TOT	AVG	PF	DQ	A	TO	BLK	STL	PTS	AVG		
4	GREEN, AJ	3-3	109:41	36.6	26-56	.464	11-27	.407	4-6	.667	3	14	17	5.7	6	0	8	11	2	4	67	22.3		
11	BERHOW, Trae	22-20	722:57	32.9	104-269	.387	43-128	.336	35-52	.673	18	90	108	4.9	56	1	67	41	6	23	286	13.0		
50	PHYFE, Austin	25-25	676:21	27.1	128-222	.577	8-25	.320	45-77	.584	54	129	183	7.3	65	2	62	63	17	8	309	12.4		
13	BORN, Bowen	25-25	764:22	30.6	92-243	.379	45-130	.346	52-64	.813	12	51	63	2.5	48	0	58	37	0	18	281	11.2		
35	CARTER, Noah	25-14	684:55	27.4	101-213	.474	34-109	.312	45-58	.776	27	115	142	5.7	46	0	26	32	11	19	281	11.2		
0	HEISE, Nate	25-21	777:44	31.1	64-160	.400	25-82	.305	37-46	.804	11	79	90	3.6	43	1	33	38	16	30	190	7.6		
22	KIMMONS, Antwan	3-0	56:08	18.7	7-20	.350	2-8	.250	2-2	1.000	0	8	8	2.7	4	0	6	3	0	0	18	6.0		
3	PICKFORD, Tywhon	23-11	479:42	20.9	43-82	.524	4-13	.308	22-38	.579	26	66	92	4.0	32	0	23	35	2	24	112	4.9		
34	BETZ, James	20-4	192:43	9.6	32-74	.432	8-23	.348	4-6	.667	12	16	28	1.4	22	0	10	8	5	4	76	3.8		
32	ANDERSON, Tytan	11-0	125:06	11.4	10-21	.476	3-8	.375	4-7	.571	11	8	19	1.7	12	0	10	12	1	13	27	2.5		
1	HENRY, Cole	19-0	161:50	8.5	19-34	.559	0-0	.000	4-9	.444	9	15	24	1.3	22	2	17	18	0	7	42	2.2		
14	MAR, Goanar	15-2	159:18	10.6	10-31	.323	0-5	.000	4-9	.444	12	21	33	2.2	16	0	3	10	2	5	24	1.6		
2	GAUGER, Evan	13-0	103:08	7.9	9-26	.346	2-12	.167	0-3	.000	1	10	11	0.8	8	0	5	5	1	6	20	1.5		
33	DANIEL, Drew	10-0	19:38	2.0	1-4	.250	1-2	.500	0-0	.000	0	0	0	0.0	0	0	0	1	0	0	3	0.3		
23	KROGMANN, Derek	8-0	16:27	2.1	1-6	.167	0-0	.000	0-1	.000	1	4	5	0.6	0	0	1	0	1	0	2	0.3		
Team											39	32	71					13						
Total		25	5050		647-1461	.443	186-572	.325	258-378	.683	236	658	894	35.8	380	6	329	327	64	161	1738	69.5		
Opponents		25	5050		651-1437	.453	200-609	.328	277-376	.737	180	657	837	33.5	390	3	342	304	71	183	1779	71.2		

### Team Statistics

	UNI	OPP
<b>Scoring</b>	<b>1738</b>	<b>1779</b>
Points per game	69.5	71.2
Scoring margin	-1.6	-
<b>Field goals-att</b>	<b>647-1461</b>	<b>651-1437</b>
Field goal pct	.443	.453
<b>3 point fg-att</b>	<b>186-572</b>	<b>200-609</b>
3-point FG pct	.325	.328
3-pt FG made per game	7.4	8.0
<b>Free throws-att</b>	<b>258-378</b>	<b>277-376</b>
Free throw pct	.683	.737
F-Throws made per game	10.3	11.1
<b>Rebounds</b>	<b>894</b>	<b>837</b>
Rebounds per game	35.8	33.5
Rebounding margin	+2.3	-
<b>Assists</b>	<b>329</b>	<b>342</b>
Assists per game	13.2	13.7
<b>Turnovers</b>	<b>327</b>	<b>304</b>
Turnovers per game	13.1	12.2
Turnover margin	-0.9	-
Assist/turnover ratio	1.0	1.1
<b>Steals</b>	<b>161</b>	<b>183</b>
Steals per game	6.4	7.3
<b>Blocks</b>	<b>64</b>	<b>71</b>
Blocks per game	2.6	2.8
<b>Winning streak</b>	<b>3</b>	<b>-</b>
Home win streak	0	-
<b>Attendance</b>	<b>7407</b>	<b>971</b>
Home games-Avg/Game	11-673	10-97
Neutral site-Avg/Game	-	4-166

### Team Results

Date	Opponent	Score	Att.
11/25/2020	vs Western Ky.	L	87-93
11/26/2020	vs Saint Mary's (CA)	L	64-66
11/27/2020	vs Utah St.	L	71-82
12/04/2020	St. Ambrose	W	98-53
12/09/2020	at Richmond	L	68-78
12/27/2020	Missouri St.	L	59-79
12/28/2020	Missouri St.	W	85-75
01/02/2021	at Evansville	L	61-65
01/03/2021	at Evansville	L	64-70
01/10/2021	Bradley	W	78-72
01/11/2021	Bradley	L	73-75
01/16/2021	at Loyola Chicago	L	57-72
01/17/2021	at Loyola Chicago	L	46-88
01/25/2021	Coe	W	70-60
01/30/2021	at Southern Ill.	W	74-62
01/31/2021	at Southern Ill.	L	68-71
02/06/2021	Indiana St.	L	57-61
02/07/2021	Indiana St.	W	70-67
02/10/2021	at Drake	L	59-80
02/13/2021	Valparaiso	L	57-70
02/14/2021	Valparaiso	W	74-60
02/17/2021	Drake	L	69-77
02/26/2021	at Illinois St.	W	70-56
02/27/2021	at Illinois St.	Wot2	94-87
03/04/2021	vs Illinois St.	W	65-60





## 2020-21 UNI Men's Basketball Combined Team Statistics In Conference games

Page 1/1  
as of Oct 28, 2021

### Game Records

Record	Overall	Home	Away	Neutral
ALL GAMES	7-11	4-5	3-6	0-0
CONFERENCE	7-11	4-5	3-6	0-0
NON-CONFERENCE	0-0	0-0	0-0	0-0

### Score by Periods

Team	1st	2nd	OT	TOT
UNI	547	644	24	1215
Opponents	606	664	17	1287

### Team Box Score

No.	Player				Total		3-Point		F-Throw		Rebounds											
		GP-GS	MIN	AVG	FG-FGA	FG%	3FG-3FGA	3FG%	FT-FTA	FT%	OFF	DEF	TOT	AVG	PF	DQ	A	TO	BLK	STL	PTS	AVG
50	PHYFE, Austin	18-18	496:50	27.6	100-173	.578	6-19	.316	33-59	.559	43	104	147	8.2	45	1	46	44	13	4	239	13.3
11	BERHOW, Trae	18-16	595:57	33.1	83-222	.374	32-102	.314	30-45	.667	15	69	84	4.7	48	0	54	33	5	16	228	12.7
35	CARTER, Noah	18-8	503:32	28.0	74-158	.468	23-80	.288	36-48	.750	22	90	112	6.2	32	0	18	23	9	14	207	11.5
13	BORN, Bowen	18-18	559:31	31.1	62-157	.395	32-84	.381	45-56	.804	9	37	46	2.6	32	0	44	33	0	16	201	11.2
0	HEISE, Nate	18-18	576:06	32.0	48-124	.387	16-59	.271	27-34	.794	8	52	60	3.3	33	1	18	26	11	22	139	7.7
3	PICKFORD, Tywhon	17-6	318:05	18.7	27-54	.500	4-11	.364	13-23	.565	16	39	55	3.2	23	0	17	22	2	14	71	4.2
32	ANDERSON, Tytan	10-0	122:29	12.2	10-21	.476	3-8	.375	4-7	.571	10	8	18	1.8	12	0	10	12	1	13	27	2.7
34	BETZ, James	14-4	123:15	8.8	13-40	.325	1-11	.091	4-5	.800	10	10	20	1.4	13	0	4	4	2	3	31	2.2
1	HENRY, Cole	15-0	131:49	8.8	15-27	.556	0-0	.000	3-7	.429	7	13	20	1.3	18	2	14	14	0	4	33	2.2
14	MAR, Goanar	14-2	140:22	10.0	10-28	.357	0-3	.000	3-7	.429	10	19	29	2.1	16	0	3	10	2	5	23	1.6
2	GAUGER, Evan	9-0	60:44	6.7	6-19	.316	2-9	.222	0-1	.000	1	6	7	0.8	6	0	4	5	0	3	14	1.6
23	KROGMANN, Derek	5-0	08:49	1.8	1-2	.500	0-0	.000	0-0	.000	0	1	1	0.2	0	0	0	0	0	0	2	0.4
33	DANIEL, Drew	8-0	12:31	1.6	0-1	.000	0-0	.000	0-0	.000	0	0	0	0.0	0	0	0	1	0	0	0	0.0
Team											30	28	58					11				
Total		18	3650		449-1026	.438	119-386	.308	198-292	.678	181	476	657	36.5	278	4	232	238	45	114	1215	67.5
Opponents		18	3650		471-1025	.460	156-447	.349	189-263	.719	127	457	584	32.4	285	3	250	203	46	123	1287	71.5

### Team Statistics

	UNI	OPP
<b>Scoring</b>	<b>1215</b>	<b>1287</b>
Points per game	67.5	71.5
Scoring margin	-4.0	-
<b>Field goals-att</b>	<b>449-1026</b>	<b>471-1025</b>
Field goal pct	.438	.460
<b>3 point fg-att</b>	<b>119-386</b>	<b>156-447</b>
3-point FG pct	.308	.349
3-pt FG made per game	6.6	8.7
<b>Free throws-att</b>	<b>198-292</b>	<b>189-263</b>
Free throw pct	.678	.719
F-Throws made per game	11.0	10.5
<b>Rebounds</b>	<b>657</b>	<b>584</b>
Rebounds per game	36.5	32.4
Rebounding margin	+4.1	-
<b>Assists</b>	<b>232</b>	<b>250</b>
Assists per game	12.9	13.9
<b>Turnovers</b>	<b>238</b>	<b>203</b>
Turnovers per game	13.2	11.3
Turnover margin	-1.9	-
Assist/turnover ratio	1.0	1.2
<b>Steals</b>	<b>114</b>	<b>123</b>
Steals per game	6.3	6.8
<b>Blocks</b>	<b>45</b>	<b>46</b>
Blocks per game	2.5	2.6
<b>Winning streak</b>	<b>2</b>	<b>-</b>
Home win streak	0	-
<b>Attendance</b>	<b>6892</b>	<b>971</b>
Home games-Avg/Game	9-766	9-108
Neutral site-Avg/Game	-	0-0

### Team Results

Date	Opponent		Score	Att.
12/27/2020	Missouri St.	L	59-79	668
12/28/2020	Missouri St.	W	85-75	678
01/02/2021	at Evansville	L	61-65	0
01/03/2021	at Evansville	L	64-70	0
01/10/2021	Bradley	W	78-72	708
01/11/2021	Bradley	L	73-75	608
01/16/2021	at Loyola Chicago	L	57-72	0
01/17/2021	at Loyola Chicago	L	46-88	0
01/30/2021	at Southern Ill.	W	74-62	0
01/31/2021	at Southern Ill.	L	68-71	0
02/06/2021	Indiana St.	L	57-61	824
02/07/2021	Indiana St.	W	70-67	826
02/10/2021	at Drake	L	59-80	971
02/13/2021	Valparaiso	L	57-70	713
02/14/2021	Valparaiso	W	74-60	953
02/17/2021	Drake	L	69-77	914
02/26/2021	at Illinois St.	W	70-56	0
02/27/2021	at Illinois St.	Wot2	94-87	0





# UNI MEN'S BASKETBALL

## TEAM STATISTICAL RANKINGS (2020-21)

Statistic	National Rank	MVC Rank	Value
3-pt Field Goal Attempts	110	6	572
Assist Turnover Ratio	173	8	1.01
Assists Per Game	172	7	13.2
Blocked Shots Per Game	252	7	2.6
Defensive Rebounds per Game	107	4	26.32
Fewest Fouls	111	5	380
Fewest Turnovers	191	6	327
Field-Goal Percentage	161	7	44.3
Field-Goal Percentage Defense	258	8	45.3
Free Throw Attempts	237	8	378
Free Throws Made	250	8	258
Free-Throw Percentage	252	8	68.3
Offensive Rebounds Per Game	195	3	9.44
Personal Fouls Per Game	33	5	15.2
Rebound Margin	108	5	2.3
Scoring Defense	200	9	71.2
Scoring Margin	227	6	-1.6
Scoring Offense	220	6	69.5
Steals Per Game	173	5	6.4
Three Pt FG Defense	124	5	32.8
Three-Point Field Goals/Game	155	5	7.4
Three-Point Field-Goal %	230	8	32.5
Total 3-point FGM	132	8	186
Total Assists	151	7	329
Total Blocks	208	8	64
Total Rebounds	132	5	894
Total Rebounds Per Game	141	4	35.76
Total Steals	140	5	161
Turnover Margin	226	8	-0.9
Turnovers Forced	249	6	12.16
Turnovers Per Game	172	9	13.1
Won-Lost Percentage	241	7	40

## PLAYER STATISTICAL RANKINGS (2020-21)

Statistic	Player	National Rank	MVC Rank	Value
3-pt Field Goal Attempts	Bowen Born	223	8	130
	Trae Berhow	237	9	128
Assist Turnover Ratio	Trae Berhow	185	6	1.63
Assists/Game	Trae Berhow	334	9	3.0
Blocked Shots/Game				
Defensive Rebounds/Game	Austin Phyfe	162	5	5.16
	Noah Carter	275	7	4.60
Double-Doubles	Austin Phyfe	161	4	4
	Noah Carter	333	7	2
Field-Goal %	Austin Phyfe	19	2	57.7
Free Throw Attempts				
Free Throws Made				
Free-Throw %				
Minute/Game	Trae Berhow	256	4	32:52
Offensive Rebounds/Game	Austin Phyfe	197	5	2.16
Points/Game				
Rebounds/Game	Austin Phyfe	135	3	7.3
Steals/Game				
Three-Point Field Goals/Game	Trae Berhow	256	7	1.95
	Bowen Born	328	8	1.80
Three-Point Field-Goal %				
Total Three-Point FGM	Bowen Born	275	11	45
	Trae Berhow	300	14	43
Total Assists				
Total Blocks	Austin Phyfe	349	11	17
Total Field Goal Attempts	Trae Berhow	303	9	269
Total Field Goals Made	Austin Phyfe	239	9	128
Total Minutes				
Total Points	Austin Phyfe	312	13	288
Total Rebounds	Austin Phyfe	121	4	183
	Noah Carter	337	15	142
Total Steals	Nate Heise	328	12	30
Triple-Doubles	Trae Berhow	4	1	1





**Ben  
Jacobson**

Head Coach  
16th Season  
Univ. of North Dakota '94  
@CoachJake\_UNI

**HC**

University of Northern Iowa head coach Ben Jacobson personifies class and dignity on and off the floor as the leader of the Panther men's basketball team. As the UNI men's basketball program's all-time wins leader, he boasts an overall record of 302-191 (.613 winning percentage) through 15 seasons. Jacobson has averaged 20.1 wins per season at UNI.

This past summer, Jacobson was awarded a two-year contract extension that will run through the 2028-29 season. He is a four-time MVC Coach of the Year and ranks fourth all-time in the MVC coaching victories (302) and league-only wins (160).

Jacobson is the only coach in the history of the Missouri Valley Conference to have recorded two wins over two different No. 1-ranked teams (Kansas, North Carolina).

Under Jacobson, UNI placed in the top half of the MVC during 11 seasons. Prior to him joining the staff in 2001, the Panthers had only finished in the upper half twice since joining the conference in 1991. At one point, UNI rolled off 14 consecutive top-half finishes beginning in 2004.

Jacobson has guided the Panthers to postseason play in seven seasons including four trips to the NCAA Tournament (2009, 2010, 2015, and 2016). UNI reached the Sweet 16 in 2010 following wins over UNLV and No. 1-ranked Kansas. UNI competed in the 2012 National Invitation Tournament and scored a first-round road victory over Saint Joseph's. UNI also took part in the 2011 and 2013 CollegiateInsider.com Tournament. UNI advanced to the semifinals of the 2013 CIT. The Panthers scored a 71-54 win over Wyoming in the 2015 NCAA Tournament to secure the fourth all-time tournament victory for the program. UNI produced its fifth NCAA Tournament win with a 75-72 triumph over Texas in the 2016 tournament.

Nine Panthers earned First Team All-MVC, eight earned Second Team All-MVC, and nine earned Third Team or Honorable Mention All-MVC so far in his tenure. Jacobson has also seen

UNI honored with three Larry Bird MVC Player of the Year selections in Adam Koch (2010), Seth Tuttle (2015), and AJ Green (2020).

The Panthers have picked up 28 Academic All-Conference honors in Jacobson's time as head coach. Adam Koch (2010), Nate Buss (2015), and AJ Green (2020) each earned MVC Scholar-Athlete of the Year recognition.

The Panthers have had many make immediate impacts during Jacobson's tenure with 15 spots claimed on either the MVC All-Newcomer or MVC All-Freshmen teams dating back to the 2006-07 season. Freshman of the Year honorees have included Seth Tuttle (2012), AJ Green (2019), and Bowen Born (2021).

### THE JACOBSON FILE

#### Coaching Experience

2006-present ..... UNI, head coach  
2005-06 ..... UNI, associate head coach  
2001-05 ..... UNI, assistant coach  
2000-01 .. North Dakota State Univ., assistant coach/  
..... recruiting coordinator  
1996-2000 ... Univ. of North Dakota, assistant coach/  
..... recruiting coordinator  
1994-96 ... Univ. of North Dakota, graduate assistant

#### Playing Experience

1989-93 ..... Univ. of North Dakota  
..... Four year letterwinner  
..... Two-year team captain

#### Education

1994 .... Univ. of North Dakota, bachelor's, physical education

#### Personal

Family ..... Wife: Dawn  
..... Children: Hunter and Tanner  
Birthdate ..... Dec. 16, 1970





# UNI MEN'S BASKETBALL



**Nate Heise**  
**6-4, Fr., Guard**  
**Lake City, Minnesota**

**#0**

## ACCOMPLISHMENTS

**2020-21:** MVC All-Freshman Team

## SEASON STATS

## SEASON HIGHS

Points:.....	7
Rebounds:.....	5
Assists:.....	2
Steals:.....	1
Blocks:.....	0
FG Made: .....	3
FG Attempts:.....	5
3FG Made: .....	0
3FG Attempts:.....	2
FT Made:.....	2
FT Attempts: .....	4

## CAREER STATS

			Field Goals		3-Point		F-Throws		Rebounds										Scoring	
SEASON	TEAM	GP-GS	MIN/AVG	FG-FGA	FG%	3FG-3FGA	3FG%	FT-FTA	FT%	OFF	DEF	TOT	AVG	PF-FO	A	TO	BLK	STL	PTS	AVG
2020-21	UNI	25-21	778/31.1	64-160	.400	25-82	.305	37-46	.804	11	79	90	3.6	43-1	33	38	16	30	190	7.6
2021-22	UNI	3-3	79/26.2	5-13	.385	0-3	.000	5-9	.556	2	5	7	2.3	7-0	2	2	0	3	15	5.0
TOTAL		28-24	856/30.6	69-173	.399	25-85	.294	42-55	.764	13	84	97	3.5	50-1	35	40	16	33	205	7.3

## CAREER HIGHS

Points	18	vs Coe 01/25/21
Rebounds	9	vs St. Ambrose 12/04/20
Assists	4	vs Drake 02/17/21, vs Coe 01/25/21
Steals	4	vs Bradley 01/10/21, at Illinois St. 02/27/21
Blocks	2	vs Utah St. 11/27/20, at Southern Ill. 01/30/21, vs Drake 02/17/21
FG Made	6	vs Valparaiso 02/14/21, vs Coe 01/25/21
FG Attempts	12	at Southern Ill. 01/31/21
3FG Made	3	vs Bradley 01/11/21, vs Valparaiso 02/14/21, vs Coe 01/25/21
3FG Attempts	7	vs Coe 01/25/21
FT Made	7	vs Missouri St. 12/28/20
FT Attempts	8	vs Missouri St. 12/28/20





**Cole Henry**  
6-9, R-Fr., Forward  
Oskaloosa, Iowa

# #1

## ACCOMPLISHMENTS

**2020-21:** Played in 19 games

## SEASON STATS

## SEASON HIGHS

Points:.....	0
Rebounds:.....	0
Assists:.....	0
Steals:.....	0
Blocks:.....	0
FG Made: .....	0
FG Attempts:.....	0
3FG Made: .....	0
3FG Attempts:.....	0
FT Made:.....	0
FT Attempts: .....	0

## CAREER STATS

			Field Goals		3-Point		F-Throws		Rebounds											Scoring	
SEASON	TEAM	GP-GS	MIN/AVG	FG-FGA	FG%	3FG-3FGA	3FG%	FT-FTA	FT%	OFF	DEF	TOT	AVG	PF-FO	A	TO	BLK	STL	PTS	AVG	
2020-21	UNI	19-0	162/8.5	19-34	.559	0-0	.000	4-9	.444	9	15	24	1.3	22-2	17	18	0	7	42	2.2	
TOTAL		19-0	162/8.5	19-34	.559	0-0	.000	4-9	.444	9	15	24	1.3	22-2	17	18	0	7	42	2.2	

## CAREER HIGHS

Points	7	at Loyola Chicago 01/17/21
Rebounds	4	at Southern Ill. 01/30/21
Assists	5	vs Bradley 01/11/21
Steals	2	vs St. Ambrose 12/04/20, at Southern Ill. 01/31/21
FG Made	3	at Loyola Chicago 01/17/21, at Drake 02/10/21
FG Attempts	4	at Loyola Chicago 01/17/21, at Drake 02/10/21
FT Made	1	4 times
FT Attempts	2	4 times





# UNI MEN'S BASKETBALL



**Tywhon Pickford**  
**6-4, Sr., Guard**  
**Minneapolis, Minnesota**

**#3**

## ACCOMPLISHMENTS

**2020-21:** Played in 23 games

**2019-20:** Played in 30 games

**2018-19:** Played in 29 games

**2017-18:** MVC All-Freshman Team, MVC All-Newcomer Team, two-time MVC Newcomer of the Week

## SEASON STATS

## SEASON HIGHS

Points:.....	13
Rebounds:.....	5
Assists:.....	2
Steals:.....	2
Blocks:.....	0
FG Made: .....	6
FG Attempts:.....	8
3FG Made: .....	0
3FG Attempts:.....	4
FT Made:.....	5
FT Attempts: .....	6

## CAREER STATS

		Field Goals				3-Point		F-Throws		Rebounds				Scoring						
SEASON	TEAM	GP-GS	MIN/AVG	FG-FGA	FG%	3FG-3FGA	3FG%	FT-FTA	FT%	OFF	DEF	TOT	AVG	PF-FO	A	TO	BLK	STL	PTS	AVG
2017-18	UNI	32-32	951/29.7	102-274	.372	30-123	.244	58-75	.773	60	188	248	7.8	34-0	40	35	11	20	292	9.1
2018-19	UNI	29-4	580/20.0	43-100	.430	3-12	.250	28-42	.667	32	75	107	3.7	20-0	25	23	4	8	117	4.0
2019-20	UNI	30-5	524/17.5	39-98	.398	3-15	.200	28-45	.622	33	83	116	3.9	30-0	32	22	3	16	109	3.6
2020-21	UNI	23-11	480/20.9	43-82	.524	4-13	.308	22-38	.579	26	66	92	4.0	32-0	23	35	2	24	112	4.9
2021-22	UNI	3-2	71/23.6	11-22	.500	0-7	.000	6-7	.857	2	8	10	3.3	2-0	3	3	0	2	28	9.3
TOTAL		117-54	2606/22.3	238-576	.413	40-170	.235	142-207	.686	153	420	573	4.9	118-0	123	118	20	70	658	5.6

## CAREER HIGHS

Points	23	vs Valparaiso 01/13/18
Rebounds	18	vs NC State 11/23/17
Assists	5	vs Drake 02/17/21, vs Illinois St. 03/04/21
Steals	4	at Illinois St. 02/26/21, vs Indiana St. 02/06/21
Blocks	2	vs Chicago St. 11/18/17, at Drake 02/10/18, at Valparaiso 02/20/18
FG Made	7	at Missouri St. 01/04/18
FG Attempts	16	at Indiana St. 01/10/18
3FG Made	4	vs Valparaiso 01/13/18
3FG Attempts	9	vs Villanova 11/24/17
FT Made	10	vs Indiana St. 01/16/19
FT Attempts	10	vs Indiana St. 01/16/19



# #4

## SEASON HIGHS

Points:.....	19
Rebounds:.....	5
Assists:.....	4
Steals:.....	2
Blocks:.....	0
FG Made:.....	5
FG Attempts:.....	14
3FG Made:.....	3
3FG Attempts:.....	7
FT Made:.....	6
FT Attempts: .....	10

		Field Goals				3-Point		F-Throws		Rebounds				Scoring						
SEASON	TEAM	GP-GS	MIN/AVG	FG-FGA	FG%	3FG-3FGA	3FG%	FT-FTA	FT%	OFF	DEF	TOT	AVG	PP-FO	A	TO	BLK	STL	PTS	AVG
2018-19	UNI	34-34	1016/29.9	184-449	.410	71-204	.348	70-81	.864	13	90	103	3.0	69-1	77	94	2	21	509	15.0
2019-20	UNI	31-31	1082/34.9	204-490	.416	91-233	.391	111-121	.917	7	85	92	3.0	46-0	92	90	0	21	610	19.7
2020-21	UNI	3-3	110/36.6	26-56	.464	11-27	.407	4-6	.667	3	14	17	5.7	6-0	8	11	2	4	60	22.3
2021-22	UNI	3-3	96/32.1	8-30	.267	4-15	.267	8-12	.667	1	11	12	4.0	5-0	6	6	0	2	28	9.3
TOTAL		71-71	2304/32.5	422-1025	.412	177-479	.370	193-220	.877	24	200	224	3.2	126-1	183	201	4	48	1214	17.1

Points	35	vs Bradley 01/04/20
Rebounds	9	vs Stony Brook 12/29/18
Assists	9	vs UT Martin 11/19/19
Steals	3	at Missouri St. 02/20/19
Blocks	2	at UT Arlington 11/10/18
FG Made	12	vs Drake 02/08/20
FG Attempts	25	vs Drake 03/06/20
3FG Made	7	vs Bradley 01/04/20
3FG Attempts	13	vs Bradley 01/04/20
FT Made	12	vs Marshall 12/22/19
FT Attempts	14	vs Marshall 12/22/19





**Landon Wolf**  
**6-5, Fr., Guard**  
**Cedar Falls, Iowa**

**#5**

ACCOMPLISHMENTS

SEASON STATS

SEASON HIGHS

Points:.....	0
Rebounds:.....	0
Assists:.....	0
Steals:.....	0
Blocks:.....	0
FG Made: .....	0
FG Attempts:.....	0
3FG Made: .....	0
3FG Attempts:.....	0
FT Made:.....	0
FT Attempts: .....	0

CAREER STATS

CAREER HIGHS





**Trae Berhow**  
**6-5, Sr., Guard**  
**Mayer, Minnesota**

# #11

## ACCOMPLISHMENTS

**2020-21:** Played in 22 games...First triple-double in program history at Evansville (Jan. 2, 2021)

**2019-20:** MVC Most-Improved Team

**2018-19:** Started 33 games

**2017-18:** Attended Pepperdine University...Started 28 of 30 games

## SEASON STATS

## SEASON HIGHS

Points:.....	8
Rebounds:.....	9
Assists:.....	1
Steals:.....	1
Blocks:.....	0
FG Made: .....	3
FG Attempts:.....	9
3FG Made: .....	2
3FG Attempts:.....	6
FT Made:.....	1
FT Attempts: .....	3

## CAREER STATS

				Field Goals		3-Point		F-Throws		Rebounds								Scoring		
SEASON	TEAM	GP-GS	MIN/AVG	FG-FGA	FG%	3FG-3FGA	3FG%	FT-FTA	FT%	OFF	DEF	TOT	AVG	PF-FO	A	TO	BLK	STL	PTS	AVG
2017-18	PEP	30-28	916/30.5	107-235	.455	48-120	.400	38-51	.745	44	126	170	5.7	78-3	26	34	3	17	300	10.0
2018-19	UNI	33-32	874/26.5	85-203	.419	47-117	.402	38-50	.760	36	170	206	6.2	84-1	19	37	4	12	255	7.7
2019-20	UNI	31-31	1021/32.9	134-269	.498	70-157	.446	51-61	.836	30	147	177	5.7	56-0	29	35	4	19	389	12.5
2020-21	UNI	22-20	723/32.9	104-269	.387	43-128	.336	35-52	.673	18	90	108	4.9	56-1	67	41	6	23	286	13.0
2021-22	UNI	3-3	83/27.8	7-20	.350	5-14	.357	1-3	.333	1	15	16	5.3	5-0	2	7	0	1	20	6.7
TOTAL FOR UNI		89-86	2701/30.4	330-761	.434	165-416	.397	125-166	.753	85	422	507	5.7	201-2	117	120	14	55	950	10.7
TOTAL		119-114	3617/30.4	437-996	.439	213-536	.397	163-217	.751	129	548	677	5.7	279-5	143	154	17	72	1250	10.5

## CAREER HIGHS

Points	36	vs UT Martin 11/19/19
Rebounds	12	vs Loyola Chicago 01/26/20
Assists	10	at Evansville 01/02/21
Steals	3	7 times
Blocks	1	17 times
FG Made	13	vs UT Martin 11/19/19
FG Attempts	17	vs UT Martin 11/19/19
3FG Made	8	vs UT Martin 11/19/19
3FG Attempts	11	vs UT Martin 11/19/19
FT Made	7	vs Drake 02/08/20
FT Attempts	8	at Portland 02/01/18, vs Drake 02/08/20





# UNI MEN'S BASKETBALL



**Bowen Born**  
**5-11, Fr., Guard**  
**Norwalk, Iowa**

**#13**

## ACCOMPLISHMENTS

**2020-21:** MVC Freshman of the Year, MVC All-Freshman Team, MVC Newcomer of the Week (Feb. 28, 2021)

## SEASON STATS

## SEASON HIGHS

Points:.....	5
Rebounds:.....	0
Assists:.....	3
Steals:.....	0
Blocks:.....	0
FG Made: .....	2
FG Attempts:.....	2
3FG Made: .....	1
3FG Attempts:.....	1
FT Made:.....	0
FT Attempts: .....	0

## CAREER STATS

			Field Goals		3-Point		F-Throws		Rebounds											Scoring	
SEASON	TEAM	GP-GS	MIN/AVG	FG-FGA	FG%	3FG-3FGA	3FG%	FT-FTA	FT%	OFF	DEF	TOT	AVG	PF-FO	A	TO	BLK	STL	PTS	AVG	
2020-21	UNI	25-25	764/30.6	92-243	.379	45-130	.346	52-64	.813	12	51	63	2.5	48-0	58	37	0	18	281	11.2	
2021-22	UNI	1-0	17/16.5	2-2	1.000	1-1	1.000	0-0	.000	0	0	0	0.0	1-0	3	1	0	0	5	5.0	
TOTAL		26-25	781/30.6	94-245	.384	46-131	.351	52-64	.813	12	51	63	2.4	49-0	61	38	0	18	286	11.0	

## CAREER HIGHS

Points	21	at Illinois St. 02/27/21
Rebounds	5	vs Missouri St. 12/28/20, at Evansville 01/02/21
Assists	7	at Illinois St. 02/27/21
Steals	5	vs Valparaiso 02/14/21
FG Made	7	vs St. Ambrose 12/04/20
FG Attempts	19	vs St. Ambrose 12/04/20
3FG Made	4	vs Utah St. 11/27/20
3FG Attempts	9	vs Utah St. 11/27/20, vs Drake 02/17/21
FT Made	6	at Illinois St. 02/27/21, at Evansville 01/02/21
FT Attempts	8	at Illinois St. 02/27/21





**Michael Duax**  
**6-5, Fr., Forward**  
**Dubuque, Iowa**

**#15**

**ACCOMPLISHMENTS**

**SEASON STATS**

**SEASON HIGHS**

Points:.....	0
Rebounds:.....	0
Assists:.....	0
Steals:.....	0
Blocks:.....	0
FG Made: .....	0
FG Attempts:.....	0
3FG Made: .....	0
3FG Attempts:.....	0
FT Made:.....	0
FT Attempts: .....	0

**CAREER STATS**

**CAREER HIGHS**





**Chase Courbat**  
**6-9, Fr., F**  
**Cedar Falls, Iowa**

**#20**

**ACCOMPLISHMENTS**

**SEASON STATS**

**SEASON HIGHS**

Points:.....	0
Rebounds:.....	0
Assists:.....	0
Steals:.....	0
Blocks:.....	0
FG Made: .....	0
FG Attempts:.....	0
3FG Made: .....	0
3FG Attempts:.....	0
FT Made:.....	0
FT Attempts: .....	0

**CAREER STATS**

**CAREER HIGHS**





**Antwan Kimmons**  
**6-0, So., Guard**  
**Oakdale, Minnesota**

# #22

## ACCOMPLISHMENTS

**2020-21:** Took a leave of absence from the team to assist his family

**2019-20:** Played in 31 games

## SEASON STATS

## SEASON HIGHS

Points:.....	13
Rebounds:.....	5
Assists:.....	5
Steals:.....	2
Blocks:.....	0
FG Made: .....	5
FG Attempts:.....	9
3FG Made: .....	3
3FG Attempts:.....	6
FT Made:.....	4
FT Attempts: .....	7

## CAREER STATS

		Field Goals					3-Point		F-Throws		Rebounds									Scoring	
SEASON	TEAM	GP-GS	MIN	AVG	FG-FGA	FG%	3FG-3FGA	3FG%	FT-FTA	FT%	OFF	DEF	TOT	AVG	PF-FO	A	TO	BLK	STL	PTS	AVG
2019-20	UNI	31-0	272	8.8	32-71	.451	5-19	.263	17-27	.630	4	29	33	1.1	23-0	21	22	0	11	86	2.8
2020-21	UNI	3-0	56	18.7	7-20	.350	2-8	.250	2-2	1.000	0	8	8	2.7	4-0	6	3	0	0	18	6.0
2021-22	UNI	3-0	62	20.7	8-20	.400	3-7	.429	5-9	.556	3	6	9	3.0	7-0	6	6	0	3	24	8.0
TOTAL		37-0	390	10.5	47-111	.423	10-34	.294	24-38	.632	7	43	50	1.4	34-0	33	31	0	14	128	3.5

## CAREER HIGHS

Points	13	4 times
Rebounds	5	vs Saint Mary's (CA) 11/26/20, vs Vermont 11/11/21
Assists	5	vs Luther 12/02/19, vs Dubuque 11/14/21
Steals	3	vs Cornell College 11/20/19
FG Made	5	vs Loyola Chicago 01/26/20, vs Saint Mary's (CA) 11/26/20, vs Dubuque 11/14/21
FG Attempts	9	vs Saint Mary's (CA) 11/26/20, vs Dubuque 11/14/21
3FG Made	3	vs Dubuque 11/14/21
3FG Attempts	6	vs Dubuque 11/14/21
FT Made	4	vs Luther 12/02/19, vs Nicholls St. 11/09/21
FT Attempts	7	vs Nicholls St. 11/09/21





# UNI MEN'S BASKETBALL



**Derek Krogmann**  
6-7, R-Fr., Forward  
Manchester, Iowa

**#23**

## ACCOMPLISHMENTS

**2020-21:** Played in 8 games

## SEASON STATS

## SEASON HIGHS

Points:.....	2
Rebounds:.....	1
Assists:.....	1
Steals:.....	1
Blocks:.....	0
FG Made: .....	1
FG Attempts:.....	1
3FG Made: .....	0
3FG Attempts:.....	0
FT Made:.....	0
FT Attempts: .....	0

## CAREER STATS

SEASON	TEAM	GP-GS	MIN/AVG	Field Goals		3-Point		F-Throws		Rebounds				Scoring			
				FG-FGA	FG%	3FG-3FGA	3FG%	FT-FTA	FT%	OFF	DEF	TOT	AVG	PF	FO	A	TO
2020-21	UNI	8-0	16/2.1	1-6	.167	0-0	.000	0-1	.000	1	4	5	0.6	0-0	1	0	1
2021-22	UNI	1-0	6/6.3	1-1	1.000	0-0	.000	0-0	.000	1	0	1	1.0	0-0	1	0	1
<b>TOTAL</b>		<b>9-0</b>	<b>23/2.5</b>	<b>2-7</b>	<b>.286</b>	<b>0-0</b>	<b>.000</b>	<b>0-1</b>	<b>.000</b>	<b>2</b>	<b>4</b>	<b>6</b>	<b>0.7</b>	<b>0-0</b>	<b>2</b>	<b>0</b>	<b>1</b>

## CAREER HIGHS

Points	2	at Loyola Chicago 01/17/21, vs Dubuque 11/14/21
Rebounds	3	vs St. Ambrose 12/04/20
Assists	1	vs St. Ambrose 12/04/20, vs Dubuque 11/14/21
Steals	1	vs Dubuque 11/14/21
Blocks	1	vs St. Ambrose 12/04/20
FG Made	1	at Loyola Chicago 01/17/21, vs Dubuque 11/14/21
FG Attempts	3	vs St. Ambrose 12/04/20
FT Attempts	1	vs St. Ambrose 12/04/20





**Tytan Anderson**  
6-6, Fr., Forward  
Eldridge, Iowa

# #32

## ACCOMPLISHMENTS

**2020-21:** Played in 11 games after recovering from knee injury suffered in preseason

## SEASON STATS

## SEASON HIGHS

Points:.....	4
Rebounds:.....	5
Assists:.....	1
Steals:.....	1
Blocks:.....	0
FG Made: .....	2
FG Attempts:.....	5
3FG Made: .....	0
3FG Attempts:.....	1
FT Made:.....	0
FT Attempts: .....	1

## CAREER STATS

					Field Goals		3-Point		F-Throws		Rebounds								Scoring		
SEASON	TEAM	GP-GS	MIN	AVG	FG-FGA	FG%	3FG-3FGA	3FG%	FT-FTA	FT%	OFF	DEF	TOT	AVG	PF-FO	A	TO	BLK	STL	PTS	AVG
2020-21	UNI	11-0	125	11.4	10-21	.476	3-8	.375	4-7	.571	11	8	19	1.7	12-0	10	12	1	13	27	2.5
2021-22	UNI	3-0	35	11.7	2-6	.333	0-1	.000	0-1	.000	4	5	9	3.0	3-0	1	0	0	1	4	1.3
TOTAL		14-0	160	11.4	12-27	.444	3-9	.333	4-8	.500	15	13	28	2.0	15-0	11	12	1	14	31	2.2

## CAREER HIGHS

Points	8	at Southern Ill. 01/31/21
Rebounds	5	at Southern Ill. 01/31/21, vs Dubuque 11/14/21
Assists	3	vs Indiana St. 02/07/21
Steals	5	at Southern Ill. 01/31/21
Blocks	1	at Southern Ill. 01/30/21
FG Made	3	at Southern Ill. 01/31/21, at Southern Ill. 01/30/21
FG Attempts	5	4 times
3FG Made	2	at Southern Ill. 01/31/21
3FG Attempts	3	at Southern Ill. 01/31/21, vs Indiana St. 02/06/21
FT Made	2	vs Indiana St. 02/06/21
FT Attempts	3	vs Indiana St. 02/06/21





**Drew Daniel**  
6-6, Fr., Guard  
West Des Moines, Iowa

# #33

## ACCOMPLISHMENTS

**2020-21:** Played in 10 games

## SEASON STATS

## SEASON HIGHS

Points:.....	10
Rebounds:.....	3
Assists:.....	3
Steals:.....	0
Blocks:.....	0
FG Made: .....	4
FG Attempts:.....	7
3FG Made: .....	2
3FG Attempts:.....	5
FT Made:.....	0
FT Attempts: .....	0

## CAREER STATS

SEASON	TEAM	GP-GS	MIN/AVG	Field Goals		3-Point		F-Throws		Rebounds				Scoring			
				FG-FGA	FG%	3FG-3FGA	3FG%	FT-FTA	FT%	OFF	DEF	TOT	AVG	PF	FO	A	TO
2020-21	UNI	10-0	20/2.0	1-4	.250	1-2	.500	0-0	.000	0	0	0	0.0	0-0	0	1	0
2021-22	UNI	1-0	8/8.0	4-7	.571	2-5	.400	0-0	.000	2	1	3	3.0	0-0	3	0	0
<b>TOTAL</b>		<b>11-0</b>	<b>28/2.5</b>	<b>5-11</b>	<b>.455</b>	<b>3-7</b>	<b>.429</b>	<b>0-0</b>	<b>.000</b>	<b>2</b>	<b>1</b>	<b>3</b>	<b>0.3</b>	<b>0-0</b>	<b>3</b>	<b>1</b>	<b>0</b>

## CAREER HIGHS

Points	10	vs Dubuque 11/14/21
Rebounds	3	vs Dubuque 11/14/21
Assists	3	vs Dubuque 11/14/21
FG Made	4	vs Dubuque 11/14/21
FG Attempts	7	vs Dubuque 11/14/21
3FG Made	2	vs Dubuque 11/14/21
3FG Attempts	5	vs Dubuque 11/14/21





**James Betz**  
6-6, So., Forward  
Ventura, Iowa

# #34

## ACCOMPLISHMENTS

**2020-21:** Played in 20 games

**2019-20:** Played in 15 games

## SEASON STATS

## SEASON HIGHS


Points:.....	9
Rebounds:.....	2
Assists:.....	0
Steals:.....	0
Blocks:.....	0
FG Made: .....	4
FG Attempts:.....	5
3FG Made: .....	1
3FG Attempts:.....	2
FT Made:.....	2
FT Attempts: .....	2

## CAREER STATS

				Field Goals		3-Point		F-Throws		Rebounds				PF-FO		A		TO		BLK		STL		Scoring	
SEASON	TEAM	GP-GS	MIN/AVG	FG-FGA	FG%	3FG-3FGA	3FG%	FT-FTA	FT%	OFF	DEF	TOT	AVG	A	TO	BLK	STL	PTS	AVG						
2019-20	UNI	15-0	87/5.8	16-35	.457	2-11	.182	7-7	1.000	6	11	17	1.1	9-0	3	6	2	41	2.7						
2020-21	UNI	20-4	193/9.6	32-74	.432	8-23	.348	4-6	.667	12	16	28	1.4	22-0	10	8	5	4	76	3.8					
2021-22	UNI	2-0	21/10.5	4-6	.667	1-3	.333	2-2	1.000	0	3	3	1.5	3-0	0	1	0	0	11	5.5					
TOTAL		37-4	301/8.1	52-115	.452	11-37	.297	13-15	.867	18	30	48	1.3	34-0	13	15	7	5	128	3.5					

## CAREER HIGHS

Points	16	vs Cornell College 11/20/19
Rebounds	6	vs Bradley 01/11/21
Assists	2	at Richmond 12/09/20, at Illinois St. 02/26/21, vs Illinois St. 03/04/21
Steals	2	vs Bradley 01/10/21
Blocks	3	vs Illinois St. 03/04/21
FG Made	6	vs Cornell College 11/20/19, vs St. Ambrose 12/04/20
FG Attempts	11	vs Cornell College 11/20/19
3FG Made	4	vs Utah St. 11/27/20
3FG Attempts	5	vs Utah St. 11/27/20
FT Made	4	vs Cornell College 11/20/19
FT Attempts	4	vs Cornell College 11/20/19







**Noah Carter**  
6-6, So., Forward  
Dubuque, Iowa

# #35

## ACCOMPLISHMENTS

**2020-21:** Played in 25 games

**2019-20:** Played in 27 games

## SEASON STATS

## SEASON HIGHS

Points:.....	17
Rebounds:.....	7
Assists:.....	1
Steals:.....	1
Blocks:.....	1
FG Made: .....	5
FG Attempts:.....	8
3FG Made: .....	4
3FG Attempts:.....	7
FT Made:.....	3
FT Attempts: .....	3

## CAREER STATS

				Field Goals		3-Point		F-Throws		Rebounds											Scoring	
SEASON	TEAM	GP-GS	MIN/AVG	FG-FGA	FG%	3FG-3FGA	3FG%	FT-FTA	FT%	OFF	DEF	TOT	AVG	PF-FO	A	TO	BLK	STL	PTS	AVG		
2019-20	UNI	27-0	222/8.2	43-78	.551	20-49	.408	9-11	.818	11	35	46	1.7	14-0	4	8	2	4	115	4.3		
2020-21	UNI	25-14	685/27.4	101-213	.474	34-109	.312	45-58	.776	27	115	142	5.7	46-0	26	32	11	19	281	11.2		
2021-22	UNI	3-1	48/16.0	10-24	.417	6-14	.429	4-4	1.000	2	7	9	3.0	4-0	1	4	1	1	30	10.0		
TOTAL		55-15	955/17.4	154-315	.489	60-172	.349	58-73	.795	40	157	197	3.6	64-0	31	44	14	24	426	7.7		

## CAREER HIGHS

Points	28	vs Western Ky. 11/25/20
Rebounds	13	vs Indiana St. 02/07/21
Assists	4	at Southern Ill. 01/31/21
Steals	4	vs Valparaiso 02/14/21
Blocks	2	vs Indiana St. 02/07/21
FG Made	10	vs Luther 12/02/19
FG Attempts	18	vs Indiana St. 02/07/21
3FG Made	9	vs Western Ky. 11/25/20
3FG Attempts	13	vs Western Ky. 11/25/20
FT Made	6	at Illinois St. 02/26/21
FT Attempts	6	at Illinois St. 02/26/21





**Austin Phyfe**  
**6-9, R-Jr., Forward**  
**Waverly, Iowa**

# #50

## ACCOMPLISHMENTS

**2021-22:** Preseason Second Team All-MVC

**2020-21:** Third Team All-MVC, NABC Second Team All-District, MVC First Team Scholar-Athlete

**2019-20:** NABC All-District Team, First Team All-MVC, MVC First Team Scholar-Athlete, MVC Player of the Week

**2018-19:** Redshirt

**2017-18:** Played in 28 games

## SEASON STATS

## SEASON HIGHS

Points:	20
Rebounds:	9
Assists:	5
Steals:	0
Blocks:	1
FG Made:	5
FG Attempts:	8
3FG Made:	1
3FG Attempts:	2
FT Made:	9
FT Attempts:	14

## CAREER STATS

SEASON	TEAM	GP-GS	MIN/AVG	Field Goals	3-Point	F-Throws	Rebounds	PF-FO	A	TO	BLK	STL	PTS	AVG
2017-18	UNI	28-8	274/9.8	32-52 .615	3-6 .500	22-30 .733	19 26 45 1.6	41-2	7	12	4	1	89	3.2
2018-19	UNI	7-0	67/9.6	8-15 .533	0-2 .000	2-5 .400	5 6 11 1.6	16-0	6	7	0	2	18	2.6
2019-20	UNI	31-31	842/27.1	147-219 .671	0-0 .000	52-85 .612	102 153 255 8.2	95-2	65	54	29	16	346	11.2
2020-21	UNI	25-25	676/27.1	128-222 .577	8-25 .320	45-77 .584	54 129 183 7.3	65-2	62	63	17	8	309	12.4
2021-22	UNI	3-3	74/24.7	10-14 .714	1-3 .333	12-17 .706	3 11 14 4.7	3-0	10	5	2	0	33	11.0
<b>TOTAL</b>		<b>94-67</b>	<b>1934/20.6</b>	<b>325-522 .623</b>	<b>12-36 .333</b>	<b>133-214 .621</b>	<b>183 325 508 5.4</b>	<b>220-6</b>	<b>150</b>	<b>141</b>	<b>52</b>	<b>27</b>	<b>795</b>	<b>8.5</b>

## CAREER HIGHS

Points	22	vs Northern Colo. 11/16/19
Rebounds	18	at Drake 02/29/20, vs Southern Ill. 02/23/20
Assists	7	at Loyola Chicago 02/15/20
Steals	3	at Evansville 02/01/20
Blocks	4	vs Loyola Chicago 01/26/20
FG Made	10	vs Northern Colo. 11/16/19
FG Attempts	18	at Illinois St. 02/27/21
3FG Made	2	vs Missouri St. 02/24/18
3FG Attempts	3	vs Missouri St. 02/24/18, at Loyola Chicago 01/16/21, vs Missouri St. 12/28/20
FT Made	9	vs Nicholls St. 11/09/21
FT Attempts	14	vs Nicholls St. 11/09/21

