



RAZORBACKS

Mario Bravante | Associate Director of Communications
E: bravante@uark.edu | Arkansas Razorbacks.com

2021-22 WOMEN'S BASKETBALL

SCHEDULE

Date	Opponent	Time	TV/RESULT
Nov. 5	UAFA (Exh.)	6 p.m.	W, 114-55
Nov. 10	Tarleton State	7 p.m.	W, 85-33
Nov. 12	UAPB	12 p.m.	W, 96-53
Nov. 14	@ #2 UConn	12 p.m.	L, 95-80
Nov. 19	@ Arkansas State	7 p.m.	W, 94-71
Nov. 22	SMU	7 p.m.	W, 65-58
Nov. 27	Sam Houston	2 p.m.	SECN+
Nov. 28	Belmont	7 p.m.	SECN+
Dec. 2	@ UCF	5 p.m.	ESPN+
Dec. 5	Cal	1 p.m.	SECN+
Dec. 9	Jackson State	7 p.m.	SECN+
Dec. 12	Little Rock	4 p.m.	SEC Network
Dec. 18	Central Arkansas!	1 p.m.	-
Dec. 21	Creighton	1 p.m.	SECN+
Dec. 30	@ Ole Miss*	6 p.m.	SECN+
Jan. 2	Tennessee*	12 p.m.	SECN/ESPN2
Jan. 6	@ Vanderbilt*	7:30 p.m.	SEC Network
Jan. 9	Missouri	2 p.m.	SECN+
Jan. 16	South Carolina*	2 p.m.	SECN/ESPN2
Jan. 20	@ Alabama*	8 p.m.	SEC Network
Jan. 23	Mississippi State*	3 p.m.	SEC Network
Jan. 27	LSU*	7:30 p.m.	SEC Network
Jan. 31	@ Tennessee*	6 p.m.	SEC Network
Feb. 3	@ Texas A&M*	8 p.m.	SEC Network
Feb. 10	Auburn*	7 p.m.	SECN+
Feb. 13	@ Missouri*	2 p.m.	SECN+
Feb. 17	@ Florida*	5 p.m.	SECN+
Feb. 20	Kentucky*	1 p.m.	SEC Network
Feb. 24	Georgia*	7 p.m.	SECN+
Feb. 27	@ Mississippi State*	5 p.m.	SEC Network

! - at Simmons Bank Arena | S - XL Center

* - SEC Contest | @ SEC Tournament | All Times CT

FOLLOW, WATCH & LISTEN



@RAZORBACKWBB

Broadcast: SEC Network+

PxP: Brett Dolan

Analyst: Matt Zimmerman

Razorback Sports Network from IMG (Radio)

Phil Elson - <http://143.223.155.160/audio>

Fayetteville - KQSM-FM-92.1 /// KYNG-AM - 1590*

Fort Smith - KFPW-AM-1230 /// KHGG-AM-1580*

Rogers - KURM-AM-790 /// FM-100.3

*If there are conflicts on the FM station

6 ARKANSAS VS SAM HOUSTON | NOVEMBER 27 | SEC NETWORK+

SERIES	ARKANSAS (4-1, 0-0)	SAM HOUSTON (3-2, 0-0)
Overall	8-0	PTS / GAME -----84.0
Fayetteville	8-0	PTS ALLOWED / GAME -----62.0
Away	0-0	FG -----.431
Neutral	0-0	FG DEFENSE -----.375
Last W, 65-54, 11/10/17		3-PT FG -----.285
		3-PT FG DEFENSE -----.236
		REB / GAME -----43.0
		REB ALLOWED / GAME -----40.4
		LEADING SCORER-----Barnum, 13.2
		LEADING REBOUNDER ---Barnum, 6.6
		LEADER IN ASSISTS ----Daniels, 3.0
		HEAD COACH -----Mike Neighbors
		ARKANSAS RECORD -----82-51 (5)
		CAREER RECORD -----180-92 (9)
		PTS / GAME -----72.8
		PTS ALLOWED / GAME -----67.2
		FG -----.383
		FG DEFENSE -----.417
		3-PT FG -----.306
		3-PT FG DEFENSE -----.384
		REB / GAME -----42.0
		REB ALLOWED / GAME -----38.0
		LEADING SCORER-----Cook, 21.2
		LEADING REBOUNDER ---Batista, 8.6
		LEADER IN ASSISTS -----Cook, 3.2
		HEAD COACH -----Ravon Justice
		SCHOOL RECORD -----53-33 (4)
		CAREER RECORD -----81-68 (5)



NEIGHBORHOOD WATCH

- The Hogs have played five games in the 2021-22 season, and they are 4-1.
- After falling to UConn last week, the Hogs bounced back, winning two straight.
- Arkansas first went on the road to take on Arkansas State, downing the Red Wolves, 94-71.
- The Hogs then won a defensive slugfest against SMU, gutting out a 65-58 win.
- Makayla Daniels played her best game of the season against the Red Wolves, scoring a season-high 22 points, pulling down a season-high eight boards, and dishing a season-best five assists.
- Daniels became the first Razorback with a 20+ point, 8+ rebound and 5+ assist game since Malica Monk had one against Samford in 2017 (21-9-6, 11/12/17).
- Versatile forward Erynn Barnum has had a stellar start to the season, showcasing her ability to do a little bit of everything.
- Five games into the season, she's averaging 13.2 PPG, 6.6 RPG, 1.4 SPG, 1.2 BPG and 1.2 APG.
- Her marks in scoring and rebounding this season lead the team.
- She was at it again against SMU, going for a career-high 18 points and nine boards in the win.
- After going scoreless in the opener, Amber Ramirez has rounded into form. Following the Tarleton game, Ramirez has averaged 13.8 points per game on 41 percent shooting.
- She was huge in the SMU win, going for nine points in the fourth quarter.

ONE FEARLESS FRESHMAN

- After playing just two weeks of collegiate basketball, Samara Spencer is making her mark.
- After averaging 11.3 points, 2.7 assists and 2.0 rebounds over her first three games, Spencer was named the SEC's Freshman of the Week.
- Spencer became the first Hog to win the award since Makayla Daniels did so in 2019.
- The Fort Lauderdale product started her college career with back-to-back double-figure scoring nights, dropping 12 points on Tarleton State and 14 on UAPB, then dropped in eight against UConn.
- She went right back to work during week two of the season, pouring in a season-high 16 points against Arkansas State to go along with six rebounds. She then chipped in six more points and a team-high three steals against SMU.



2021-22 ROSTER @RAZORBACKWBB

NUMERICAL

NO.	NAME	POS	HT	CL	HOMETOWN/PREVIOUS SCHOOL	TWITTER
1	Marquesha Davis	F	6-0	Jr	McGehee, Ark./Springdale HS	@MarqueshaDavis
2	Samara Spencer	G	5-7	Fr	Fort Lauderdale, Fla./St. Thomas Aquinas HS	@samaraaspen
3	Elauna Eaton	G	6-0	RFr	Helena, Ark./Nettleton HS	@ElaunaEaton23
4	Erynn Barnum	F	6-2	RJr	Little Rock, Ark./LR Central HS	@erynnbee_
11	Rylee Langerman	G	5-9	So	Norman, Okla./Christian Heritage HS	@rylang2
13	Sasha Goforth	G	6-1	So	Fayetteville, Ark./Fayetteville HS/Oregon State	@goforthsasha
15	Ashlyn Sage	G	6-2	Fr	Weatherford, Okla./Weatherford HS	@AshlynSage15
22	Avery Hughes	G	5-7	Jr	Bentonville, Ark./Bentonville HS	@averyhughes00
23	Amber Ramirez	G	5-9	RSr*	San Antonio, Texas/Wagner HS/TCU	@yungram_
24	Jersey Wolfenbarger	G/F	6-5	Fr	Fort Smith, Ark./Northside HS	@JerseyWolf4
25	Destinee Oberg	C	6-3	Jr	Burnsville, Minn./John F. Kennedy HS	@Destineeoberg
30	Maryam Dauda	F	6-4	Fr	Bentonville, Ark./Bentonville HS	@Maryamdauda30
43	Makayla Daniels	G	5-8	Jr	Frederick, Md./Frederick HS	@MakaylaDaniels5
55	Emrie Ellis	F	6-3	Fr	Vanoss, Okla./Vanoss HS	@EllisEmrie

Title	Name	Year	Alma Mater
Head Coach	Mike Neighbors	5th Season	Arkansas, 1993
Associate Head Coach	Todd Schaefer	5th Season	Thomas More College, 1995
Assistant Coach	Pauline Love	5th Season	Southern Miss, 2010
Assistant Coach	Lacey Goldwire	3rd Season	Washington, 2017
Director of Operations	Amber Shirey	34th Season	Arkansas, 1992
Special Assistant to the HC	Jeff Brazil	15th Season	Arkansas, 2010
Dir. of Student-Athlete Devel.	C'eira Ricketts	5th Season	Arkansas, 2015

ELIGIBILITY

Seniors (1)	Juniors (5)	Sophomores (2)	Freshmen (6)
Amber Ramirez	Erynn Barnum	Sasha Goforth	Maryam Dauda
	Makayla Daniels	Rylee Langerman	Elauna Eaton
	Marquesha Davis		Emrie Ellis
	Avery Hughes		Ashlyn Sage
	Destinee Oberg		Samara Spencer
			Jersey Wolfenbarger

ALPHABETICAL

NO.	NAME	POS	HT	CL	HOMETOWN/PREVIOUS SCHOOL
4	Erynn Barnum	F	6-2	RJr	Little Rock, Ark./LR Central HS
43	Makayla Daniels	G	5-8	Jr	Frederick, Md./Frederick HS
30	Maryam Dauda	F	6-4	Fr	Bentonville, Ark./Bentonville HS
1	Marquesha Davis	G	6-0	Jr	McGehee, Ark./Springdale HS
3	Elauna Eaton	G	6-0	RFr	Helena, Ark./Nettleton HS
55	Emrie Ellis	F	6-3	Fr	Vanoss, Okla./Vanoss HS
13	Sasha Goforth	G	6-0	So	Fayetteville, Ark./Fayetteville HS
22	Avery Hughes	G	5-7	Jr	Bentonville, Ark./Bentonville HS
11	Rylee Langerman	G	5-9	So	Norman, Okla./Chirstian Heritage HS
25	Destinee Oberg	C	6-3	Jr	Burnsville, Minn./John F. Kennedy HS
23	Amber Ramirez	G	5-9	RSr*	San Antonio, Texas/Wagner HS/TCU
15	Ashlyn Sage	G	6-2	Fr	Weatherford, Okla./Weatherford HS
2	Samara Spencer	G	5-7	Fr	Fort Lauderdale, Fla./St. Thomas Aquinas HS
24	Jersey Wolfenbarger	G	6-5	Fr	Forth Smith, Ark./Northside HS

BY STATE

ARKANSAS	
Erynn Barnum	Little Rock
Maryam Dauda	Bentonville
Marquesha Davis	McGehee
Elauna Eaton	Helena
Sasha Goforth	Fayetteville
Avery Hughes	Bentonville
Jersey Wolfenbarger	Fort Smith
FLORIDA	
Samara Spencer	Fort Lauderdale
MARYLAND	
Makayla Daniels	Frederick
MINNESOTA	
Destinee Oberg	Burnsville
OKLAHOMA	
Emrie Ellis	Vanoss
Rylee Langerman	Norman
Ashlyn Sage	Weatherford
TEXAS	
Amber Ramirez	San Antonio

FA-NETIK PRONUNCIATIONS

1	Mar-QWEE-Shuh
2	Suh-MARE-uh
30	DOW-duh
55	em-REE

SOUTHEASTERN CONFERENCE STANDINGS (AS OF 11/24/21)

	Conference				Overall					
	W-L	Pct.	H	A	W-L	Pct.	H	A	N	Strk
Georgia	0-0	.000	0-0	0-0	4-0	1.000	4-0	0-0	0-0	W4
Mississippi State	0-0	.000	0-0	0-0	4-0	1.000	4-0	0-0	0-0	W4
Missouri	0-0	.000	0-0	0-0	5-0	1.000	4-0	1-0	0-0	W5
South Carolina	0-0	.000	0-0	0-0	6-0	1.000	1-0	2-0	3-0	W6
Tennessee	0-0	.000	0-0	0-0	4-0	1.000	3-0	1-0	0-0	W4
Texas A&M	0-0	.000	0-0	0-0	4-0	1.000	4-0	0-0	0-0	W4
Arkansas	0-0	.000	0-0	0-0	4-1	.800	3-0	1-1	0-0	W2
Ole Miss	0-0	.000	0-0	0-0	4-1	.800	4-1	0-0	0-0	W4
Kentucky	0-0	.000	0-0	0-0	3-1	.750	3-0	0-1	0-0	W1
LSU	0-0	.000	0-0	0-0	3-1	.750	2-1	1-0	0-0	W2
Florida	0-0	.000	0-0	0-0	4-2	.667	3-0	0-1	1-1	W3
Vanderbilt	0-0	.000	0-0	0-0	3-2	.600	3-1	0-1	0-0	W2
Alabama	0-0	.000	0-0	0-0	2-2	.500	2-1	0-0	0-1	L1
Auburn	0-0	.000	0-0	0-0	2-2	.500	1-1	1-1	0-0	W2

2022 SEC Preseason
Media Poll

1. South Carolina
2. Tennessee
3. Texas A&M
4. Kentucky
5. Georgia
6. **Arkansas**
7. LSU
8. Ole Miss
9. Mississippi State
10. Alabama
11. Missouri
12. Florida
13. Auburn
14. Vanderbilt

2022 SEC Preseason
Coaches' Poll

1. South Carolina
2. Texas A&M
3. Tennessee
4. Georgia
5. Kentucky
6. Ole Miss
7. **Arkansas**
8. LSU
9. Mississippi State
10. Missouri
11. Florida
12. Alabama
13. Auburn
14. Vanderbilt

THREE, FREE & CLEAN

- Some of Arkansas' players may have changed, but Head Coach Mike Neighbors' offensive philosophy has not.
- The Hogs continue to get a large share of their points from the three point and free throw lines, while also taking care of the basketball.
- The Razorbacks rarely give the ball away, as their 9.8 turnovers per game is the fourth-best mark in the nation, and the second-best mark in the Power 5, behind only Maryland.
- The Hogs are also getting to the line a ton, as their 130 free throws attempted through five games is the second most in the nation.
- Arkansas has made 81 of those attempts, which is good for ninth-most in the nation.
- From beyond, Arkansas is back in the top-25 nationally, as they have hit 39 threes so far this season.
- The Hogs' 137 three-point attempts this season is the eighth-highest clip in the NCAA.

FIVE STARS ABOUND

- The 2021 Incoming Class is arguably the greatest ever assembled for the program.
- Jersey Wolfenbarger, the No. 7 overall player and top-rated wing in the 2021 Hoopgurlz Recruiting Rankings, is a unicorn, a 6-5 guard.
- Fellow McDonald's All-American Maryam Dauda, who was flipped from Baylor this spring, will serve as the Hogs anchor down low for years to come.
- She is rehabbing an ACL injury.
- Both Sasha Goforth and Elauna Eaton will have four years of eligibility at Arkansas due to COVID-19.
- Goforth, a former McDonald's All-American, returns to Fayetteville after a year at Oregon State.
- Eaton, meanwhile, comes back off rehabbing an ACL injury of her own.

LAST TIME OUT

- Arkansas Women's Basketball grinded out a win on Monday night in Bud Walton Arena, beating SMU, 65-58.
- Redshirt junior forward Erynn Barnum continued her strong start to the season, totaling 18 points, a team-high, and nine rebounds in a near double-double performance.
- Makayla Daniels put forth her second straight strong performance, going for 16 points and seven rebounds.
- The Razorbacks wrapped up their final game before Thanksgiving with a stingy defensive performance, holding the Mustangs to a 39 percent shooting clip from the field, including 21 percent from behind the arc.
- The Razorbacks forced 16 turnovers, which resulted in 18 points, and kept SMU from establishing any rhythm offensively.
- The Arkansas offense was uncharacteristically tame Monday, also shooting under 40 percent on a difficult night to put the ball in the basket, but despite that, the Razorbacks managed to outscore SMU in three of the four quarters and held the lead for over 37 of the game's 40 minutes.
- A 10-0 Arkansas run in the middle of the fourth quarter, including eight big points from Amber Ramirez, stretched a four-point lead to a 14-point lead to help finish off the rallying Mustangs.
- The Hogs veterans sealed the deal in this one, as Ramirez, Daniels and Barnum combined for 18 of the Hogs' 19 fourth quarter points.
- Barnum's 18 points marked a new career best.
- Daniels continues to assert herself on the glass, pulling down seven more rebounds.
- Freshman guard Samara Spencer finished with six points, three boards and a team-high three steals.
- Ramirez would finish with 11 points, her fourth straight outing in double-figures.
- Sasha Goforth did it all in this one, tallying eight points, eight boards, two assists, two steals and a block.

HOGS STAYING HOME

ERYNN BARNUM
RJR. | F | LITTLE ROCK, ARKANSAS

MARQUESHA DAVIS
JR. | G | MCGEEHEE, ARKANSAS

AVERY HUGHES
JR. | G | BENTONVILLE, ARKANSAS

ELAUNA EATON
RFR. | G | HELENA, ARKANSAS

SASHA GOFORTH
SO. | G | FAYETTEVILLE, ARKANSAS

JERSEY WOLFENBARGER
FR. | G/F | FORT SMITH, ARKANSAS

MARYAM DAUDA
FR. | F | BENTONVILLE, ARKANSAS

→ Erynn Barnum, now a redshirt junior, is the oldest of the Arkansas bunch. After an extremely successful season coming off the bench, she is poised to breakout.

→ Junior Marquesha Davis, like Barnum, is poised to have a much larger role this season as well. The McGehee, Ark. native showed how good she could be in Arkansas' monster wins over both Baylor and UConn. She put up eight points, four rebounds and four steals against Baylor, while going for seven points, three boards and several huge stops against Paige Bueckers in the win over the Huskies.

→ Junior Avery Hughes of Bentonville, who was the first walk-on of the Neighbors era at Arkansas, was recently put on scholarship.

→ Coming off an ACL tear, reshirt freshman Elauna Eaton is set to make her debut for Neighbors & Co. in 2021-22. The scoring guard was highly touted out of Nettleton High School, ranked as a five-star player and as the No. 37 player in the class of 2020.

→ Transferring in this season, sophomore, and former McDonald's All-American, Sasha Goforth retruns home to Fayetteville and will make an immediate impact. The All-Freshman Pac-12 player brings her versatile game to Arkansas, and will be immediately eligible.

→ Freshman Jersey Wolfenbarger arrives on the Hill as perhaps the most highly touted player in the program's history. The 6-5 wing ranked No. 7 in the 2021 Hoopgurlz rankings was the Arkansas Gatorade Player of the Year twice in a row, and earned a spot on the gold medal winning U19 FIBA World Cup squad.

→ Not far behind her, though, is fellow freshman Maryam Dauda. Dauda, like Wolfenbarger was a McDonald's All-American and Jordan Brand Classic Invitee. Dauda is currently rehabing a torn ACL.



THE SPLASH SISTER

→ Now entering her third season at Arkansas, Amber Ramirez starts the 2021–22 season as the leader of the Razorbacks.

→ The Splash Sister is up to the task – Ramirez finished the season last year averaging 13.5 points per game on 43 percent shooting.

→ The coaches in the league took notice, as Ramirez was named to the Preseason All–SEC Second Team.

→ The honor was the first from the league office in her career, and she was the only Hog to be placed on either of the preseason teams.

→ Ramirez is a big game player, and that showed up once again in Arkansas' loss to UConn.

→ After struggling to start her COVID senior season, Ramirez broke out against UConn, going for 20 points in the game.

→ That mark led the team. She also hit three of her six long balls.

→ Ramirez's averages in the seven game she's played against top–5 teams while on the Hill are up over her normal averages: 17.3 PPG on 46.9 percent from the field and 50 percent from long range.

MONEY MAK

→ Junior guard Makayla Daniels is set for an expanded role in her third season on the Hill.

→ Daniels has yet to miss a start since arriving in Fayetteville – she's started 65 straight games, including five starts this season.

→ Daniels has been versatile to start her junior campaign, as she leads Arkansas in assists (3.0), and is second in rebounding (6.4).

→ Mak can still score the ball, though, and that showed in the win at AState, as she scored a season–high 22 points.

→ She also stuffed the stat sheet against UConn, going for five points, six boards, and three assists.

DEPTH ON DEPTH ON DEPTH

→ A year after playing a shorter rotation, Coach Neighbors will have plenty of chess pieces to use during the 2021–22 season.

→ Makayla Daniels and Amber Ramirez will retain their starting spots, but from there, the depth chart becomes very competitive.

→ The guard rotation will be good for the Hogs once again, as Elauna Eaton, Rylee Langerman and Samara Spencer will all have an opportunity to secure playing time.

→ Eaton, the former five–star recruit, has made an immediate impact in her first season playing as a Hog, averaging 6.8 points per game, hitting 38 percent of her long balls.

→ Langerman, meanwhile, brings a rugged presence to the backcourt, as she will rebound and defend with the best guards in the league

WHAT'S HE SAYIN'?

Trying to figure out what Coach Neighbors is saying on the bench? Don't worry – he has a language all his own.

Coach Neighbors plays Positionless Basketball. Instead of having guards, forwards and centers, he has Rabbits, Rackers, Locks and Dragons.



Rabbits run the floor and look to score quickly with a layup.



Rackers bring the ball up the floor, and are trying to get to the rack.



Locks, generally good three–point shooters, are trying to win the race to the corners.



The Dragon is the last player down the court, dragging behind the others.

this season. She showed her all around ability in the AState win, going for eight points, six boards, three assists and three steals.

→ The only guard on the team that can match Daniels' speed, Spencer's ability to get to the cup has been on display already, as her 11.2 PPG is good for third on the team.

→ On the wing, the Hogs are stacked: Sasha Goforth, Marquesha Davis and Jersey Wolfenbarger will all vie for serious minutes.

→ Goforth has arguably been the Hogs' best newbie, as she is averaging 10.4 points, 5.2 rebounds, 1.8 assists and 1.2 blocks per game so far this season.

→ Davis flashed frequently during her sophomore season, showing herself to be a capable scorer and a lockdown wing defender.

→ Wolfenbarger, meanwhile, is one of the more unique players in the country already. At 6–5, she's as big as most post players, but brings guard skills along with that size. Her 10–point debut against Tarleton State showed flashes of how special she can be.

→ Down low, Erynn Barnum has a hold on the starting spot. She is an explosive scorer with an unorthodox game. She can also block shots.

→ Emrie Ellis, meanwhile, is a great playmaker and shooter as a big. While her impact early is not always reflected in the box score, Ellis does lead Arkansas in blocks, with 11 of them.

→ The wild card of the group is Maryam Dauda – the McDonald's All–American is a menacing presence down low, standing 6–4. She can do it all – shoot, run the floor and block and alter shots of those that come into the lane.

OUR RECORD WHEN ...

Overall	4–1
Home / Away / Neutral	3–0/1–1/0–0
SEC	0–0
Home / Away	0–0/0–0
White Uniforms	3–1
Cardinal Uniforms	1–0
Anthracite Uniforms	0–0

LEADS/QUARTERS/HALFTIME/OT

Leading after the 1st quarter	4–0
Leading after the 2nd quarter/Half	4–0
Leading after the 3rd quarter	4–0
Leading at the half, home	3–0
Leading at the half, road/neutral	1–0
Tied at the half, home	0–0
Tied at the half, road/neutral	0–0
Games decided by 5 points or fewer	0–0
Games decided by 10 points or fewer	1–0
Leading with 5:00 left	4–0
Leading with 2:00 left	4–0
Overtime games	0–0

OFFENSE

Scoring less than 70 points	1–0
Scoring 70–79 points	0–0
Scoring 80–89 points	1–1
Scoring 90–99 points	2–0
Scoring 100+ points	0–0
2 Players Or Less in Double Figures	0–0
3 Players in Double Figures	1–1
4 Players in Double Figures	1–0
5 Players in Double Figures	0–0
5+ Players in Double Figures	2–0
When shooting 50 percent or higher	1–0
When shooting less than 50 percent	3–1

REBOUNDING/TURNOVERS

When outrebounding opponent	2–0
When outrebounded	1–1
When rebounds are even	1–0
When grabbing 10+ offensive reb	4–1
When forcing 15+ turnovers	4–0
When committing less than 15 turnovers	4–1
When committing 15+ turnovers	0–0

Top Scorers (Includes Ties)

Daniels	TSU, ASU
Barnum	UAPB, SMU
Eaton	UAPB
Ramirez	UConn

Top Rebounders (Includes Ties)

Daniels	TSU, ASU
Barnum	TSU, UConn, SMU
Eaton	UAPB

Months

November	4–1
----------------	-----

THE BACKCOURT

MAKAYLA DANIELS AMBER RAMIREZ

SECOND TEAM



23.8 COMBINED PPG

7.0 COMBINED RPG

10 THREES MADE
5TH IN SEC

22-8-5 GAME
AGAINST ASTATE

20 POINTS
AGAINST UCONN

6.3 RPG
21ST IN SEC



OFFENSE

Scored 110+----- 110, vs. Providence (11-16-98)
 Scored 100+ points at home ----- 105, vs. UCA (12-13-20)
 Scored 100+ points on the road ----- 108, at Ole Miss (2-16-20) | 108, Baylor (3-6-91)
 Scored 90-99 points ----- 94, at Arkansas State (11-19-21)
 Scored 90+ points at home ----- 96, UAPB (11-12-21)
 Scored 90+ points on the road ----- 94, at Arkansas State (11-19-21)
 Scored 80-89 points ----- 80, at No. 2 UConn (11-14-21)
 Scored 80-89 points at home ----- 85, Tarleton State (11-10-21)
 Scored 80-89 points on the road ----- 80, at No. 2 UConn (11-14-21)
 Was held to 50-59----- 55, vs. Georgia (1-23-20)
 Was held to 49-40----- 42 at No. 9 South Carolina (1-25-18)
 Was held to 39-20----- 34, at LSU, 2-7-19
 Was held to 20 or less ----- N/A
 Made 40+ field goals ----- 40, vs. UCA (12-13-20)
 Made 17+ three-point field goals ----- 19, Alabama (2-28-21)
 Made 10+ three-point field goals ----- 13, UAPB (11-12-21)
 Did not make 3-pointer (since 1986)----- 0-10, at LSU, 2-7-19
 Made 30 free throws ----- 30 (30-39), No. 4 Baylor (12-6-20)
 Made 25 free throws ----- 25 (25-33), Ole Miss (2-19-21)
 Shot 50-59 or better ----- 56.3, Ole Miss (2-19-21)
 Shot 60 or better ----- .644 (38-59) at Ole Miss (2-16-20)
 Held to less than 30 ----- 26.5 (13-49), at LSU, 2-7-19
 Held to less than 20 ----- .182 (10-55) vs. No. 6/7 Tennessee (1-8-12; L, 38-69)
 Had 20 or more assists in a game ----- 22, vs. UCA (12-13-20)

DEFENSE

Allowed 100 points----- 104, at No. 4 South Carolina
 Allowed 80-99 points----- 95, at No. 2 UConn (11-14-21)
 Allowed 70-79 points----- 71, at Arkansas State (11-19-21)
 Held opponent to 40-49 points ----- 47, at SMU (12-9-20)
 Held opponent to 39-30 ----- 33, Tarleton State, (11-10-21)
 Held an SEC opponent under 50 points in 3 cons. games ----- 47, Auburn (1-29-15)
 ----- W, 52-47; 42, Alabama (2-1-15, W, 53-42); #24/21 Georgia (2-9-15, W, 54-48)
 Held opponent to 29 points or less ----- 23, Binghamton, 11-30-13
 Held an opponent under 15 points in a half ----- 12, vs. UCA (12-13-20)
 Held an opponent to 2 points in a quarter ----- 2, vs. UCA (12-13-20)
 Held opponent under 15 field goals ----- 14, Houston Baptist, 12-28-16
 Held opponent to less than 30 percent shooting ----- 25.0 (16-64), UAPB (11-12-21)
 Held opponent to less than 20 percent shooting ----- 19.7 (13-66), vs. Northwestern State (12-15-19)
 Held opponent under 15 percent from 3-point ----- 13.3, Tarleton State (11-10-21)
 Opponent did not make a 3-pointer ----- 0, Tulsa (12-11-19)
 Had 70+ rebounds ----- 74, Mississippi Valley State (11-24-89)
 Had 60-69 rebounds ----- 64, Prairie View A&M (12-16-18)
 Had 50-59 rebounds ----- 53, Oral Roberts (11-25-20)
 Had 10 or more blocked shots in a game ----- 12, UAPB (11-12-21)
 Had 20 or more steals in a game ----- 20, ORU (11-13-13)
 Had 15 or more steals in a game ----- 18, vs. UT Martin (12-29-19)
 Forced 25+ Turnovers in a game ----- 29, Oral Roberts (11-25-20)

OTHER

Won an overtime game ----- 85-81, at Missouri, (2-2-20)
 Lost an overtime game ----- Florida (71-66), 1-28-16
 Won a double overtime game ----- 73-72, vs. Florida (1-29-12)
 Lost a double overtime game ----- N/A
 Won a triple overtime game ----- 91-80 Win in 3OT, 2-10-13, at Alabama
 Played consecutive OT games ----- 1-24-16 at Auburn (lost); 1-28-16 vs Florida (lost)
 Won regular season tournament ----- Bahamas Hoopfest (Nassau, Bahamas, Nov. 29-28, 2019)
 Defeated ranked team ----- vs. No. 24 Mississippi State (2-11-21)
 Defeated a ranked team on the road --- 57-53, at #19/18 LSU, 2-23-14; 77-76, #17/16 Iowa (Las Vegas), 12-18-14
 All-time SEC win streak ----- 8 games (1-15-12: Auburn through 2-15-12: at Auburn)
 All-time SEC home win streak ----- 5 games (1-15-12: Auburn -- 2-9-12: S. Carolina)
 ----- 5 games (1-14-21: Florida -- 2-28-21: Alabama)

A RAZORBACK PLAYER ...

Scored 20-24 points ----- 22, Makayla Daniels, at Arkansas State (11-19-21)
 Scored 25-29 points ----- 29, Destiny Slocum, at LSU (2-21-21)
 Scored 30+ points ----- 35, Amber Ramirez, Alabama (2-28-21)
 Scored 40+ points ----- 41, Chelsea Dungee vs Auburn, 2-10-19
 Scored 20+ points 10 times in a season ----- Chelsea Dungee (20x | 2018-19)
 ----- Chelsea Dungee (11x | 2019-20)
 ----- Chelsea Dungee (17x | 2020-21)
 Double figures in 15 cons games (Season) ----- Jessica Jackson, 11/11/16, LSU 1-8-17
 ----- Chelsea Dungee, 26 games, (2018-19 & 2019-20)
 ----- Chelsea Dungee, 31 games, (2019-20 & 2020-21)
 Five players scored double figures in 1 game ----- UAPB (11-12-21)
 ----- Barnum 15, Eaton, 15, Spencer 14, Goforth 11, Ramirez 11
 Five Starters In Double Figures ----- FGCU, 11-28-20
 ----- Dungee 25, Daniels 15, Ramirez 12, Slocum 12, Thomas 11
 Seven players scored in double figures in 1 game ----- vs. Northwestern State, 11-9-18
 ----- (Tolfree, Gaulden, Monk, Thomas, Doumbia, Dungee, Williams)
 Made 10+ field goals in a game ----- 12, Amber Ramirez, Alabama (2-28-21)
 Attempted 20+ field goals in a game ----- 24, Chelsea Dungee, Ole Miss (3-4-21)
 Made 10 free throws in a game ----- 14, Chelsea Dungee, Ole Miss (2-19-21)
 Made 7 or more 3-pt FG in a game ----- 8, Amber Ramirez, Alabama (2-28-21)
 Attempted 10 or more 3-pt FG in a game ----- 11, Chelsea Dungee, Ole Miss (3-4-21)
 Had 10-14 rebounds ----- 10, Taylah Thomas, at No.22 Georgia (1-25-21)
 Had 15-19 rebounds ----- 21, Taylah Thomas, New Orleans, 11-8-19
 Had 20+ rebounds ----- 21, Taylah Thomas, New Orleans, 11-8-19
 Had 10 offensive reb - Records go back to 05-06 ----- 11, Melissa Wolff
 ----- vs. New Orleans (1-30-15)
 Had 10+ defensive reb - Records go back to 05-06 ----- 10, Rokia Doumbia, (Tulsa) 12-11-19
 Had 10+ assists ----- 10, Destiny Slocum, at Mizzou (2-4-21)
 Had 10+ assists in cons games ----- Jailyn Mason (11 vs. HBU, 12-28-16 and 10 at Ole
 ----- Miss, 1-1-17), Calli Berna (11 vs. No. 10/8 KY 2/7/13 and 11 at UA 2/10/13)
 Had 5+ blocks in a game ----- 5, Emrie Ellis, UAPB (11-12-21)
 Had 9+ blocks in a game ----- 9, Robyn Irwin vs. SMSU, 12-19-88 (school record)
 Had 5 or more steals in a game ----- 5, Chelsea Dungee, @ Tennessee (1-7-21)
 Had a double-double ----- 22 Points, 10 Assists, Destiny Slocum, at Mizzou (2-4-21)
 Had a double-double in two cons games ----- Taylah Thomas, New Orleans & McNeese State, 11-8/11-11-19
 ----- 10 & 21/11 & 11
 Had two players record a double-double ----- Kiara Williams (12 pts/16 reb) &
 ----- Malica Monk (10 pts/10 reb)., Grambling State, 12-28-17
 Had seven double-doubles in a season ----- Devin Cosper, 2017-18
 ----- (SHSU, ORU, NMSU, Char., Tulsa, OM, AL)
 Had 10+ double-doubles in a season ----- 2006-07, Lauren Ervin (14)
 Had a triple-double ----- 14 pts, 13 reb, 12 asts, C'eira Ricketts vs. Auburn (1-18-09)

MORE ABOUT MIKE

Hometown: Greenwood, Ark. (Greenwood HS)
Family: Daughter Abby; Sons Alec, Bowen and Barrett
Alma Mater: Arkansas, 1993

NEIGHBORS BY THE NUMBERS

180	Wins (180-92, 8 seasons)
5	Players drafted in the WNBA (HC)
14	Signed McDonalds' All-Americans
8	Years as a head coach
7	Postseason appearances
1	Final Four appearance

LEARN MORE



Sign up for Mike Neighbors' news-letter and listen to his podcasts at CoachNeighbors.com

NABES FAVES

TOP 10 MOVIES

1. A Few Good Men
2. The Hunt For Red October
3. The Silence Of The Lambs
4. Hoosiers
5. Moneyball
6. Pretty Woman
7. Top Gun
8. JFK
9. The Lion King
10. Purple Rain

See the entire list here: <http://imdb.to/2royaO0>

TOP 10 SONGS

1. Sweet Child O' Mine (Guns N' Roses)
2. You Shook Me All Night Long (AC/DC)
3. Man In The Mirror (Michael Jackson)
4. Amarillo By Morning (George Strait)
5. Jessie's Girl (Rick Springfield)
6. Hysteria (Def Leppard)
7. Fishin' In The Dark (Nitty Gritty Dirt Band)
8. The Ballad of Curtis Loew (Lynyrd Skynyrd)
9. Wanted Dead Or Alive (Bon Jovi)
10. Let's Go Crazy (Prince)

TOP 10 TV SHOWS

1. West Wing (first three seasons)
2. Ted Lasso
3. The Wire
4. Breaking Bad
5. Seinfeld
6. The Newsroom
7. Prison Break
8. Arrested Development
9. Game of Thrones
10. The Goldbergs



MIKE NEIGHBORS

THE MOST INTERESTING COACH IN COLLEGE BASKETBALL

Fifth Season | Career Record: 180-92 (8) | Arkansas Record: 82-51 (4)

Four years after his return to his alma mater, Mike Neighbors has transformed Arkansas into a nationally recognized women's basketball program. During his time back home, Neighbors has guided his Hogs to the best four-year period of sustained success in program history. The proof of his success, and the success of his system, lies in the numbers - Neighbors has accumulated 176 wins during his eight seasons as a head coach, one of only two NCAA Division I Head Coaches to do so in eight or fewer seasons.

Entering his fifth season on the bench for Arkansas, Neighbors is coming off a historic campaign unlike any other. Under his watchful eye, the Hogs have been transformed into a winner in the Southeastern Conference. His 2020-21 team helped cement that, as the Razorbacks finished 9-6 in the league, the first time in program history with back-to-back winning seasons since joining the SEC back in 1991. Neighbors' 2020-21 squad was also at its best when the competition was at its most fierce - his most recent team became the first Razorback squad to beat two top-five teams in the same season, as Arkansas beat both No. 4 Baylor and No. 3 UConn this past season. Their win against Baylor was the first top-five win for the program since 2003, and its first win against a defending national champion since 1996. Neighbors' Hogs accomplished all this in the midst of the COVID-19 pandemic, and during the regular season, played in 26 games, the most in the NCAA. That was not by accident - Neighbors and his staff went the extra mile in how they traveled, practiced and managed their team on gameday. The season culminated with the program's first trip to the NCAA Tournament since 2015, and if not for the COVID-19 pandemic, it would have been the first back-to-back appearances for the program since the 2002 and 2003 NCAA Tournaments.

TIMELINE

→ Bentonville HS Head Coach	1994-98
→ Cabot HS Head Coach	1998-99
→ Arkansas Director of Ops	1999-01
→ Tulsa Univ. Assistant Coach	2001-05
→ Univ. of Colorado Assistant Coach	2005-06
→ Univ. of Arkansas Assistant Coach	2006-07
→ Xavier Assistant Coach	2007-2011
→ Univ. of Washington Assistant Coach	2011-13
→ Univ. of Washington Head Coach	2013-17
→ Univ. of Arkansas Head Coach	2017-present

COACHING DEVELOPMENT

Coach	w/Nabes	Now
Chantel Osahor	'20, '21	AC Oklahoma
Fred Castro	'14, '15, '16	HC Eastern Michigan
Adia Barnes	'14, '15	HC Arizona
Adam Call	'14	AC George Washington
Morgan Valley	'16	AC Arizona
Todd Schaefer	'16-'21	AHC Arkansas
Devin Cosper	'18 (As Player)	Ops Presbyterian

COACHING HISTORY

Year	Overall	Pac-12	Finish
2013-14	20-14 (.588)	10-8 (.556)	6
2014-15	23-10 (.697)	11-7 (.611)	5
2015-16	26-11 (.703)	11-7 (.611)	5
2016-17	29-6 (.829)	15-3 (.833)	T-2
UW	98-41 (.705)	47-25 (.662)	

Year	Overall	SEC	Finish
2017-18	13-18 (.419)	3-13 (.188)	T-11
2018-19	22-15 (.611)	6-10 (.375)	10
2019-20	24-8 (.750)	10-6 (.625)	T3
2020-21	19-9 (.679)	9-6 (.600)	T5
2021-22	4-1 (.800)	0-0 (.000)	
Ark	82-51 (.617)	28-36 (.438)	

Totals	180-92 (.662)	75-60 (.556)	8 yrs
--------	---------------	--------------	-------

PLAYER DEVELOPMENT

YEAR	UNIVERSITY	PLAYER	ROUND	OVERALL	TEAM NOTE
2021	Arkansas	Chelsea Dungee	1	5	Dallas Wings ! @
2021	Arkansas	Destiny Slocum	2	14	Las Vegas Aces ! @
2021	Arizona	Aari McDonald	1	3	Atlanta Dream @
2017	Washington	Kelsey Plum	1	1	San Antonio Stars ! @
	Washington	Chantel Osahor	2	21	Chicago Sky ! @
2016	Washington	Talia Walton	3	29	Los Angeles Sparks ! @
2011	Xavier	Amber Harris	1	4	Minnesota Lynx #
	Xavier	Ta'Shia Phillips	1	8	Atlanta Dream #
	TAMU/UAFA	Tanisha Smith	2	22	Seattle Storm #
	Colorado	Brittany Spears	2	19	Phoenix Mercury *
2009	Arkansas	Shameka Christon	1	5	New York Liberty \$
2008	Arkansas	Lauren Ervin	3	37	Connecticut Sun #
2006	Tulsa	Megan Moody	-	-	Houston Comets
					Free Agent #
2003	Tulsa	Allison Curtin	1	12	Houston Comets ! #
	Arkansas	Dana Cherry	2	23	Traded to Detroit Shock
					Charlotte Sting \$

*- Signed but did not coach

!- At the school when player was drafted

@- Worked with player as a head coach


#- Worked with player as an assistant coach

\$- Worked with player as other (GA, etc)

NABES VS. ARKANSAS HISTORY

Category	NABES	All Others In Program History
Winning Record In SEC Play	2 Seasons	2 Seasons
SEC Tourney Finals	1	0
Top 5 Wins	2	2
Weeks Ranked in AP Top 25	34	63
Top 15 WBNA Draft Picks	2	1
McDonald's AAs Signed	5	1
WBNA AAs	1	1

→ Ask him about shoes, music, movies, guitars, basketball nostalgia – just about anything!



NEIGHBORS VERSUS ...			Georgia			1	5	Oklahoma			1	2	Tennessee Martin			1	0		
Abilene Christian			2	0	Grambling State			2	0	Ole Miss			5	1	Tennessee State			1	0
Alabama			4	1	Grand Canyon			1	0	Oral Roberts			4	0	Tennessee Tech			1	0
Arizona State			2	6	Hartford			1	0	Oregon State			1	6	Texas A&M			3	7
Arizona			6	0	Hawai'i			1	0	Oregon			5	3	Texas Tech			1	0
Arkansas State			1	0	Houston			2	0	Pennsylvania			1	0	Tulsa			3	0
Auburn			5	1	Idaho			1	0	Pittsburgh			1	1	UAB			1	0
Baylor			1	0	Iowa State			0	1	Portland			3	1	UAPB			2	0
Belmont			1	0	Jackson State			1	0	Prairie View A&M			1	0	UC Irvine			1	0
Boise State			1	0	Kansas			0	1	Saint Mary's			0	1	UC Riverside			2	0
BYU			1	0	Kansas State			1	0	Sam Houston State			1	0	UCLA			4	2
California			4	4	Kentucky			2	4	Samford			1	0	USC			6	0
Central Arkansas			1	0	Little Rock			2	0	San Diego State			2	0	Utah			7	3
Charlotte			1	0	Louisiana-Monroe			2	0	San Diego			1	0	UT-Arlington			2	0
Colorado State			1	0	LSU			2	2	Santa Clara			1	0	UTEP			0	2
Colorado			9	0	McNeese State			1	0	Savannah State			1	0	Vanderbilt			3	1
Connecticut			1	1	Maryland			1	1	Seattle			4	0	Wake Forest			1	0
CSUN			1	0	Miami			0	1	SMU			2	0	Washington State			5	3
DePaul			0	1	Mississippi State			1	5	South Carolina			1	6	Weber State			1	0
Eastern Washington			1	0	Missouri			5	4	South Dakota			2	0	Wisconsin			3	0
Florida State			1	0	Montana State			2	0	Stanford			3	5	Wright State			0	1
Florida			3	2	Nebraska			1	1	Stony Brook			1	0	Yale			1	0
FGCU			1	0	New Mexico State			1	0	Syracuse			0	2	TOTALS			180	92
Fordham			1	0	New Orleans			1	0	Tarleton State			1	0					
Fresno State			2	0	Northwestern State			2	0	TCU			0	1					
Furman			1	0	Notre Dame			0	1	Tennessee			2	2					



@RazorbackWBB STATISTICS
Arkansas Combined Team Statistics (as of Nov 22, 2021)
All games



RECORD:	OVERALL	HOME	AWAY	NEUTRAL
ALL GAMES	4-1	3-0	1-1	0-0
CONFERENCE	0-0	0-0	0-0	0-0
NON-CONFERENCE	4-1	3-0	1-1	0-0

#	Player	gp-gs	min	avg	Total		3-Point		F-Throw		Rebounds				pf	dq	a	to	blk	stl	pts	avg
					fg-fga	fg%	3fg-fga	3fg%	ft-fa	ft%	off	def	tot	avg								
04	Erynn Barnum	5-5	115	23.0	23-49	.469	2-8	.250	18-26	.692	14	19	33	6.6	8	0	6	6	6	7	66	13.2
43	Makayla Daniels	5-5	123	24.6	23-51	.451	4-21	.190	13-17	.765	11	21	32	6.4	13	0	15	8	1	6	63	12.6
02	Samara Spencer	5-1	106	21.2	19-34	.559	7-13	.538	11-17	.647	4	11	15	3.0	7	0	12	7	0	7	56	11.2
23	Amber Ramirez	5-5	130	26.0	21-56	.375	10-34	.294	3-6	.500	1	14	15	3.0	6	0	9	1	2	1	55	11.0
13	Sasha Goforth	5-5	121	24.2	19-49	.388	2-11	.182	12-24	.500	11	15	26	5.2	11	1	9	6	6	2	52	10.4
03	Elauna Eaton	5-1	81	16.2	9-25	.360	8-21	.381	8-9	.889	1	9	10	2.0	6	0	1	1	0	4	34	6.8
01	Marquesha Davis	5-1	59	11.8	10-22	.455	0-3	.000	8-13	.615	2	8	10	2.0	7	0	4	2	1	5	28	5.6
24	Jersey Wolfenbarger	4-1	64	16.0	7-20	.350	2-8	.250	3-8	.375	5	11	16	4.0	10	0	1	6	3	4	19	4.8
55	Emrie Ellis	5-0	70	14.0	11-21	.524	0-6	.000	1-2	.500	4	13	17	3.4	12	0	2	6	11	0	23	4.6
15	Ashlyn Sage	3-0	19	6.3	3-7	.429	3-7	.429	0-0	.000	2	2	4	1.3	1	0	1	2	0	1	9	3.0
11	Rylee Langerman	5-1	81	16.2	5-10	.500	1-4	.250	4-6	.667	3	10	13	2.6	15	0	6	3	0	4	15	3.0
25	Destinee Oberg	3-0	19	6.3	0-1	.000	0-0	.000	0-2	.000	0	5	5	1.7	5	0	0	0	1	0	0	0.0
22	Avery Hughes	3-0	12	4.0	0-3	.000	0-1	.000	0-0	.000	0	1	1	0.3	1	0	1	1	0	0	0	0.0
Team											11	7	18									
Total.....		5	1000		150-348	.431	39-137	.285	81-130	.623	69	146	215	43.0	102	1	67	49	31	41	420	84.0
Opponents.....		5	1000		112-299	.375	17-72	.236	69-106	.651	52	150	202	40.4	115	3	48	91	17	22	310	62.0

TEAM STATISTICS	ARK	OPP	Date	Opponent	Score	Att.
SCORING	420	310	11/10/21	TARLETON ST.	w 85-33	2614
Points per game	84.0	62.0	11/12/21	ARK.-PINE BLUFF	w 96-53	2425
Scoring margin	+22.0	-	11/14/21	at UConn	L 80-95	9359
FIELD GOALS-ATT	150-348	112-299	11/19/21	at Arkansas St.	w 94-71	2574
Field goal pct	.431	.375	11/22/21	SMU	w 65-58	3060
3 POINT FG-ATT	39-137	17-72	* - Conference game			
3-point FG pct	.285	.236				
3-pt FG made per game	7.8	3.4				
FREE THROWS-ATT	81-130	69-106				
Free throw pct	.623	.651				
F-Throws made per game	16.2	13.8				
REBOUNDS	215	202				
Rebounds per game	43.0	40.4				
Rebounding margin	+2.6	-				
ASSISTS	67	48				
Assists per game	13.4	9.6				
TURNOVERS	49	91				
Turnovers per game	9.8	18.2				
Turnover margin	+8.4	-				
Assist/turnover ratio	1.4	0.5				
STEALS	41	22				
Steals per game	8.2	4.4				
BLOCKS	31	17				
Blocks per game	6.2	3.4				
ATTENDANCE	8099	11933				
Home games-Avg/Game	3-2700	2-5966				
Neutral site-Avg/Game	-	0-0				

Score by Periods	1st	2nd	3rd	4th	Totals
Arkansas	99	111	118	92	420
Opponents	77	73	77	83	310



@RazorbackWBB STATISTICS
Arkansas Team Game-by-Game (as of Nov 23, 2021)
All games



TEAM STATISTICS

Opponent	Date	Score		Total		3-Pointers		Free throws		Rebounds				pf	a	t/o	blk	stl	pts	avg
				fg-fga	pct	3fg-fga	pct	ft-fta	pct	off	def	tot	avg							
TARLETON ST.	11/10/21	85-33	W	29-62	.468	8-24	.333	19-30	.633	14	33	47	47.0	19	14	11	5	10	85	85.0
ARK.-PINE BLUFF	11/12/21	96-53	W	31-75	.413	13-43	.302	21-33	.636	15	33	48	47.5	23	20	10	12	9	96	90.5
at UConn	11/14/21	80-95	L	29-75	.387	5-22	.227	17-21	.810	15	22	37	44.0	21	11	9	4	4	80	87.0
at Arkansas St.	11/19/21	94-71	W	36-72	.500	9-28	.321	13-19	.684	12	31	43	43.8	21	13	11	9	10	94	88.8
SMU	11/22/21	65-58	W	25-64	.391	4-20	.200	11-27	.407	13	27	40	43.0	18	9	8	1	8	65	84.0
Arkansas		420		150-348	.431	39-137	.285	81-130	.623	69	146	215	43.0	102	67	49	31	41	420	84.0
Opponents		310		112-299	.375	17-72	.236	69-106	.651	52	150	202	40.4	115	48	91	17	22	310	62.0

Games played: 5
 Points/game: 84.0
 FG Pct: 43.1
 3FG Pct: 28.5
 FT Pct: 62.3

Rebounds/game: 43.0
 Assists/game: 13.4
 Turnovers/game: 9.8
 Assist/turnover ratio: 1.4
 Steals/game: 8.2
 Blocks/game: 6.2



@RazorbackWBB STATISTICS
Arkansas Category Leaders (as of Nov 23, 2021)
All games



Points	G	Pts	Pts/G
Erynn Barnum	5	66	13.2
Makayla Daniels	5	63	12.6
Samara Spencer	5	56	11.2
Amber Ramirez	5	55	11.0
Sasha Goforth	5	52	10.4
Elauna Eaton	5	34	6.8
Marquesha Davis	5	28	5.6
Emrie Ellis	5	23	4.6
Jersey Wolfenbarger	4	19	4.8
Rylee Langerman	5	15	3.0
Ashlyn Sage	3	9	3.0

Scoring Average	G	Pts	Avg/G
Erynn Barnum	5	66	13.2
Makayla Daniels	5	63	12.6
Samara Spencer	5	56	11.2
Amber Ramirez	5	55	11.0
Sasha Goforth	5	52	10.4
Elauna Eaton	5	34	6.8
Marquesha Davis	5	28	5.6
Jersey Wolfenbarger	4	19	4.8
Emrie Ellis	5	23	4.6
Ashlyn Sage	3	9	3.0
Rylee Langerman	5	15	3.0
Avery Hughes	3	0	0.0
Destinee Oberg	3	0	0.0

FG Percentage	FG	Att	Pct
Samara Spencer	19	34	.559
Emrie Ellis	11	21	.524
Rylee Langerman	5	10	.500
Erynn Barnum	23	49	.469
Marquesha Davis	10	22	.455
Makayla Daniels	23	51	.451
Ashlyn Sage	3	7	.429
Sasha Goforth	19	49	.388
Amber Ramirez	21	56	.375
Elauna Eaton	9	25	.360
Jersey Wolfenbarger	7	20	.350
Destinee Oberg	0	1	.000
Avery Hughes	0	3	.000

Field Goal Attempts	G	Att	Att/G
Amber Ramirez	5	56	11.2
Makayla Daniels	5	51	10.2
Erynn Barnum	5	49	9.8
Sasha Goforth	5	49	9.8
Samara Spencer	5	34	6.8

Field Goals Made	G	Made	Made/G
Erynn Barnum	5	23	4.6
Makayla Daniels	5	23	4.6
Amber Ramirez	5	21	4.2
Sasha Goforth	5	19	3.8
Samara Spencer	5	19	3.8

3-Point Percentage	3FG	Att	Pct
Samara Spencer	7	13	.538
Ashlyn Sage	3	7	.429
Elauna Eaton	8	21	.381
Amber Ramirez	10	34	.294
Jersey Wolfenbarger	2	8	.250
Rylee Langerman	1	4	.250
Erynn Barnum	2	8	.250
Makayla Daniels	4	21	.190
Sasha Goforth	2	11	.182
Avery Hughes	0	1	.000
Emrie Ellis	0	6	.000
Marquesha Davis	0	3	.000

3-Point FG Attempts	G	Att	Att/G
Amber Ramirez	5	34	6.8
Makayla Daniels	5	21	4.2
Elauna Eaton	5	21	4.2
Samara Spencer	5	13	2.6
Sasha Goforth	5	11	2.2

3-Point FG Made	G	Made	Made/G
Amber Ramirez	5	10	2.0
Elauna Eaton	5	8	1.6
Samara Spencer	5	7	1.4
Makayla Daniels	5	4	0.8
Ashlyn Sage	3	3	1.0

Free Throw Percent	FG	Att	Pct
Elauna Eaton	8	9	.889
Makayla Daniels	13	17	.765
Erynn Barnum	18	26	.692
Rylee Langerman	4	6	.667
Samara Spencer	11	17	.647
Marquesha Davis	8	13	.615
Sasha Goforth	12	24	.500
Emrie Ellis	1	2	.500
Amber Ramirez	3	6	.500
Jersey Wolfenbarger	3	8	.375
Destinee Oberg	0	2	.000

Free Throw Attempts	G	Att	Att/G
Erynn Barnum	5	26	5.2
Sasha Goforth	5	24	4.8
Samara Spencer	5	17	3.4
Makayla Daniels	5	17	3.4
Marquesha Davis	5	13	2.6

Free Throws Made	G	Made	Made/G
Erynn Barnum	5	18	3.6
Makayla Daniels	5	13	2.6
Sasha Goforth	5	12	2.4
Samara Spencer	5	11	2.2
Marquesha Davis	5	8	1.6
Elauna Eaton	5	8	1.6



@RazorbackWBB STATISTICS
Arkansas Category Leaders (as of Nov 23, 2021)
All games



Rebounds	G	Reb	Reb/G
Erynn Barnum	5	33	6.6
Makayla Daniels	5	32	6.4
Sasha Goforth	5	26	5.2
Emrie Ellis	5	17	3.4
Jersey Wolfenbarger	4	16	4.0

Rebound Average	G	Reb	Avg/G
Erynn Barnum	5	33	6.6
Makayla Daniels	5	32	6.4
Sasha Goforth	5	26	5.2
Jersey Wolfenbarger	4	16	4.0
Emrie Ellis	5	17	3.4

Offensive Rebounds	G	No.	Avg/G
Erynn Barnum	5	14	2.8
Makayla Daniels	5	11	2.2
Sasha Goforth	5	11	2.2
Jersey Wolfenbarger	4	5	1.3
Emrie Ellis	5	4	0.8
Samara Spencer	5	4	0.8

Defensive Rebounds	G	No.	Avg/G
Makayla Daniels	5	21	4.2
Erynn Barnum	5	19	3.8
Sasha Goforth	5	15	3.0
Amber Ramirez	5	14	2.8
Emrie Ellis	5	13	2.6

Fouls	G	No.	Per/G
Rylee Langerman	5	15	3.0
Makayla Daniels	5	13	2.6
Emrie Ellis	5	12	2.4
Sasha Goforth	5	11	2.2
Jersey Wolfenbarger	4	10	2.5

Foulouts	G	No.
Sasha Goforth	5	1

Assists	G	No.	Ast/G
Makayla Daniels	5	15	3.0
Samara Spencer	5	12	2.4
Sasha Goforth	5	9	1.8
Amber Ramirez	5	9	1.8
Rylee Langerman	5	6	1.2
Erynn Barnum	5	6	1.2

Steals	G	No.	Stl/G
Samara Spencer	5	7	1.4
Erynn Barnum	5	7	1.4
Makayla Daniels	5	6	1.2
Marquesha Davis	5	5	1.0
Jersey Wolfenbarger	4	4	1.0
Elauna Eaton	5	4	0.8
Rylee Langerman	5	4	0.8

Blocked Shots	G	No.	Blk/G
Emrie Ellis	5	11	2.2
Erynn Barnum	5	6	1.2
Sasha Goforth	5	6	1.2
Jersey Wolfenbarger	4	3	0.8
Amber Ramirez	5	2	0.4

Minutes	G	No.	Min/G
Amber Ramirez	5	130	26.0
Makayla Daniels	5	123	24.6
Sasha Goforth	5	121	24.2
Erynn Barnum	5	115	23.0
Samara Spencer	5	106	21.2

Turnovers	G	No.	TO/G
Makayla Daniels	5	8	1.6
Samara Spencer	5	7	1.4
Erynn Barnum	5	6	1.2
Jersey Wolfenbarger	4	6	1.5
Emrie Ellis	5	6	1.2
Sasha Goforth	5	6	1.2



@RazorbackWBB STATISTICS
Arkansas Points-Rebounds-Assists (as of Nov 23, 2021)
All games



Opponent	Date	Score		01 DAVIS,MARQ	02 SPENCER,SA	03 EATON,ELAU	04 BARNUM,ERY	11 LANGERMAN,	13 GOFORTH,SA	15 SAGE,ASHLY
TARLETON ST.	11/10/21	85-33	w	5-4-1	12-3-2	11-2-0	12-6-2	2-2-3	8-5-2	6-0-0
ARK.-PINE BLUFF	11/12/21	96-53	w	7-2-1	14-3-4	15-7-1	15-6-1	5-1-0	11-4-3	0-3-1
at UConn	11/14/21	80-95	L	5-2-1	8-0-2	3-0-0	16-8-2	0-0-0	17-5-1	DNP
at Arkansas St.	11/19/21	94-71	w	10-2-1	16-6-2	5-1-0	5-4-1	8-6-3	8-4-1	3-1-0
SMU	11/22/21	65-58	w	1-0-0	6-3-2	0-0-0	18-9-0	0-4-0	8-8-2	DNP

Opponent	Date	Score		22 HUGHES,AVE	23 RAMIREZ,AM	24 WOLFENBARG	25 OBERG,DEST	43 DANIELS,MA	55 ELLIS,EMRI
TARLETON ST.	11/10/21	85-33	w	0-0-1	0-4-2	10-5-0	0-3-0	15-6-1	4-2-0
ARK.-PINE BLUFF	11/12/21	96-53	w	0-0-0	11-4-3	7-6-1	0-0-0	5-5-4	6-5-1
at UConn	11/14/21	80-95	L	DNP	20-2-2	0-4-0	DNP	5-6-3	6-4-0
at Arkansas St.	11/19/21	94-71	w	0-1-0	13-3-0	DNP	0-2-0	22-8-5	4-5-0
SMU	11/22/21	65-58	w	DNP	11-2-2	2-1-0	DNP	16-7-2	3-1-1



@RazorbackWBB STATISTICS
Arkansas Player High/Low Analysis (as of Nov 23, 2021)
All games



Arkansas - INDIVIDUAL GAME HIGHS

Points	22		Makayla Daniels at Arkansas St. (11/19/21)
	20		Amber Ramirez at UConn (11/14/21)
	18		Erynn Barnum vs SMU (11/22/21)
	17		Sasha Goforth at UConn (11/14/21)
	16		Makayla Daniels vs SMU (11/22/21)
	16		Samara Spencer at Arkansas St. (11/19/21)
	16		Erynn Barnum at UConn (11/14/21)
Field Goals Made	8		Erynn Barnum vs SMU (11/22/21)
	8		Makayla Daniels at Arkansas St. (11/19/21)
	8		Amber Ramirez at UConn (11/14/21)
Field Goal Att.	17		Amber Ramirez at UConn (11/14/21)
	17		Sasha Goforth at UConn (11/14/21)
FG Pct (min 5 made)	.833	(5-6)	Samara Spencer vs Tarleton St. (11/10/21)
	.750	(6-8)	Erynn Barnum vs Ark.-Pine Bluff (11/12/21)
3-Point FG Made	4		Elauna Eaton vs Ark.-Pine Bluff (11/12/21)
	3		Amber Ramirez at UConn (11/14/21)
	3		Amber Ramirez vs Ark.-Pine Bluff (11/12/21)
3-Point FG Att.	11		Elauna Eaton vs Ark.-Pine Bluff (11/12/21)
	11		Amber Ramirez vs Ark.-Pine Bluff (11/12/21)
3-Pt FG Pct (min 2 made)	1.000	(2-2)	Ashlyn Sage vs Tarleton St. (11/10/21)
	1.000	(2-2)	Samara Spencer vs Tarleton St. (11/10/21)
Free Throws Made	8		Erynn Barnum at UConn (11/14/21)
	6		Samara Spencer vs Ark.-Pine Bluff (11/12/21)
	6		Erynn Barnum vs Tarleton St. (11/10/21)
Free Throw Att.	10		Sasha Goforth vs SMU (11/22/21)
	10		Erynn Barnum at UConn (11/14/21)
FT Pct (min 3 made)	1.000	(5-5)	Sasha Goforth at UConn (11/14/21)
	1.000	(5-5)	Elauna Eaton vs Tarleton St. (11/10/21)
Rebounds	9		Erynn Barnum vs SMU (11/22/21)
	8		Sasha Goforth vs SMU (11/22/21)
	8		Makayla Daniels at Arkansas St. (11/19/21)
	8		Erynn Barnum at UConn (11/14/21)
Assists	5		Makayla Daniels at Arkansas St. (11/19/21)
	4		Makayla Daniels vs Ark.-Pine Bluff (11/12/21)
	4		Samara Spencer vs Ark.-Pine Bluff (11/12/21)
Steals	4		Erynn Barnum vs Ark.-Pine Bluff (11/12/21)
	3		Samara Spencer vs SMU (11/22/21)
	3		Marquesha Davis at Arkansas St. (11/19/21)
	3		Rylee Langerman at Arkansas St. (11/19/21)
	3		Erynn Barnum vs Tarleton St. (11/10/21)
Blocked Shots	5		Emrie Ellis vs Ark.-Pine Bluff (11/12/21)
	4		Emrie Ellis at Arkansas St. (11/19/21)
Turnovers	4		Makayla Daniels at Arkansas St. (11/19/21)
	3		Samara Spencer vs Ark.-Pine Bluff (11/12/21)
Fouls	5		Sasha Goforth at Arkansas St. (11/19/21)
	4		Makayla Daniels vs SMU (11/22/21)
	4		Emrie Ellis at Arkansas St. (11/19/21)
	4		Rylee Langerman at Arkansas St. (11/19/21)
	4		Makayla Daniels at UConn (11/14/21)
	4		Rylee Langerman at UConn (11/14/21)
	4		Rylee Langerman vs Ark.-Pine Bluff (11/12/21)
	4		Jersey Wolfenbarger vs Tarleton St. (11/10/21)
Minutes	33		Sasha Goforth vs SMU (11/22/21)



| Marquesha Davis | Jr. | 6-0 | G | McGehee, Ark. (Springdale HS)

SEASON HIGHS

Points	10	Ark. State	11-19-21
FG Made	5	Ark. State	11-19-21
FG Att.	9	Ark. State	11-19-21
3FG Made	N/A		
3FG Att.	2	UAPB	11-12-21
FT Made	5	UAPB	11-12-21
FT Att.	8	UAPB	11-12-21
Off. Reb.	1	Ark. State	11-19-21
Def. Reb.	4	Tarleton	11-10-21
Rebounds	4	Tarleton	11-10-21
Assists	1	Ark. State	11-19-21*
Blocks	1	UAPB	11-12-21
Steals	3	Ark. State	11-19-21
Minutes	17	@ #2 UConn	11-14-21

CAREER HIGHS

Points	15	UAPB	12-21-20*
FG Made	6	UAPB	12-21-20*
FG Att.	13	UAPB	12-21-20
3FG Made	1	No.3 UConn	1-28-21*
3FG Att.	4	UAPB	12-21-20
FT Made	5	UAPB	11-12-21
FT Att.	8	UAPB	11-12-21
Off. Reb.	4	Oral Roberts	11-25-20
Def. Reb.	7	Oral Roberts	11-25-20
Rebounds	11	Oral Roberts	11-25-20
Assists	3	@ Little Rock	12-20-20
Blocks	2	UAPB	12-21-20*
Steals	5	Oral Roberts	11-25-20
Minutes	26	UAPB	12-21-20*
Most Recent*			

NOTES

- Reached double-figures on the road at AState, going for 10 points in Jonesboro.
- Became part of Arkansas' rotation during her sophomore season
- Averaged 4.6 points, 2.1 rebounds, 0.4 assists, 0.8 steals, 12.1 minutes per game
- Scored in double-figures four times, including a career-high 15 points twice (Maryland/UAPB)
- Was huge in the Baylor win, scoring eight points, snaring four rebounds and nabbing four steals
- Was also critical in beating UConn, going for seven points, three rebounds, and several big stops against freshman phenom Paige Bueckers late in that game
- Nabbed multiple steals in four games, including a career-high five against ORU in the opener
- Had a double-double (11 points, 11 rebounds) against the Golden Eagles.

Opponent	Date	gs	min	Total		3-Pointers		Free throws		Rebounds								pts	avg
				fg-fga	pct	3fg-fga	pct	ft-fa	pct	off	def	tot	avg	pf	a	t/o	blk	stl	
TARLETON ST.	11/10/21	12		2-5	.400	0-0	.000	1-2	.500	0	4	4	4.0	2	1	1	0	1	5
ARK.-PINE BLUFF	11/12/21	11		1-4	.250	0-2	.000	5-8	.625	0	2	2	3.0	1	1	1	1	0	7
at UConn	11/14/21	*	17	2-4	.500	0-0	.000	1-1	1.000	1	1	2	2.7	3	1	0	0	1	5
at Arkansas St.	11/19/21	16		5-9	.556	0-1	.000	0-0	.000	1	1	2	2.5	0	1	0	0	3	10
SMU	11/22/21	3		0-0	.000	0-0	.000	1-2	.500	0	0	0	2.0	1	0	0	0	0	1
Totals		1	59	10-22	.455	0-3	.000	8-13	.615	2	8	10	2.0	7	4	2	1	5	28

Games played: 5
Minutes/game: 11.8
Points/game: 5.6
FG Pct: 45.5
3FG Pct: 0.0
FT Pct: 61.5

Rebounds/game: 2.0
Assists/game: 0.8
Turnovers/game: 0.4
Assist/turnover ratio: 2.0
Steals/game: 1.0
Blocks/game: 0.2

SEASON | CAREER SUPERLATIVES

Stat	'19-20	'20-21	'21-22	Career
Double Figure Pts	-	4	1	5
Double Figure Rebs	-	1	-	1
Double-Doubles	-	1	-	1
5 + Assists	-	-	-	-
5 + Blocks	-	-	-	-
5 + Steals	-	1	-	1
Led Team in Pts	-	-	-	-
Led Team in Reb	-	-	-	-
20 + Points	-	-	-	-

CAREER STATISTICS

Season	gp-gs		min/avg	fg-fga		pct	3-pt-fgt		pct	ft-fa		pct	Rebounds				Assists				Scoring			
	gp	gs		fg	fga		3-pt	3-pt		ft	fta		off	def	tot	avg	pf	fo	ast	to	blk	stl	pts	avg
2019-20	18	0	152/8.4	16	45	.356	2	14	.143	11	24	.458	16	21	37	2.1	11	0	5	15	4	7	45	2.5
2020-21	26	0	314/12.1	43	95	.453	6	20	.300	27	36	.750	12	43	55	2.1	26	0	10	14	6	22	119	4.6
2021-22	5	1	59/11.8	10	22	.455	0	3	.000	8	13	.615	2	8	10	2.0	7	0	4	2	1	5	28	5.6
TOTAL	49	1	525/10.7	69	162	.426	8	37	.216	46	73	.630	30	72	102	2.1	44	0	19	31	11	34	192	3.9



2

Samara Spencer | Fr. | 5-7 | G | Fort Lauderdale, Fla. (St. Thomas Aquinas HS)

SEASON HIGHS		
Points	16	Ark. State 11-19-21
FG Made	6	Ark. State 11-19-21
FG Att.	11	Ark. State 11-19-21
3FG Made	2	Ark. State 11-19-21*
3FG Att.	5	Ark. State 11-19-21
FT Made	6	UAPB 11-12-21
FT Att.	8	UAPB 11-12-21
Off. Reb.	2	Ark. State 11-19-21
Def. Reb.	4	Ark. State 11-19-21
Rebounds	6	Ark. State 11-19-21
Assists	4	UAPB 11-12-21
Blocks	N/A	
Steals	3	SMU 11-22-21
Minutes	28	SMU 11-22-21

CAREER HIGHS
(Same as Season Highs)

SEASON | CAREER SUPERLATIVES

Stat	'21-'22	Career
Double Figure Pts	3	3
Double Figure Rebs	-	-
Double-Doubles	-	-
5 + Assists	-	-
5 + Blocks	-	-
5 + Steals	-	-
Led Team in Pts	-	-
Led Team in Reb	-	-
20 + Points	-	-
30+ Points	-	-

NOTES

→ Dropped in a career-best 16 points at Arkansas State

→ arned SEC Freshman of the Week Honors (Nov. 16)

→ Back-to-back double figure performances to start her college career

→ No. 72 overall recruit according to Blue Star at the time of her signing

→ Led St. Thomas Aquinas to a state title during her senior season

→ Named Broward County's 7A-6A Player of the Year in 2021

→ Dropped 24 points in the state semifinal and 17 points in the state title game

→ Named to Broward County First Team as a junior

→ Led the Raiders to the state title game during her sophomore season as well

Opponent	Date	gs	min	Total		3-Pointers		Free throws		Rebounds				pf	a	t/o	blk	stl	pts	avg
				fg-fga	pct	3fg-fga	pct	ft-fa	pct	off	def	tot	avg							
TARLETON ST.	11/10/21	17	5-6	.833	2-2	1.000	0-2	.000	0	3	3	3.0	3	2	2	0	1	12	12.0	
ARK.-PINE BLUFF	11/12/21	*	21	3-5	.600	2-3	.667	6-8	.750	1	2	3	3.0	2	4	3	0	1	14	13.0
at UConn	11/14/21	17	3-6	.500	0-1	.000	2-2	1.000	0	0	0	2.0	1	2	1	0	1	8	11.3	
at Arkansas St.	11/19/21	23	6-11	.545	2-5	.400	2-3	.667	2	4	6	3.0	0	2	0	0	1	16	12.5	
SMU	11/22/21	28	2-6	.333	1-2	.500	1-2	.500	1	2	3	3.0	1	2	1	0	3	6	11.2	
Totals		1	106	19-34	.559	7-13	.538	11-17	.647	4	11	15	3.0	7	12	7	0	7	56	11.2

Games played: 5

Minutes/game: 21.2

Points/game: 11.2

FG Pct: 55.9

3FG Pct: 53.8

FT Pct: 64.7

Rebounds/game: 3.0

Assists/game: 2.4

Turnovers/game: 1.4

Assist/turnover ratio: 1.7

Steals/game: 1.4

CAREER STATISTICS			Total		3-Point		F-Throws		Rebounds											Scoring	
Season	gp-gs	min/avg	fg-fga	pct	fg-fga	pct	ft-fa	pct	off	def	tot	avg	pf	fo	ast	to	blk	stl	pts	avg	
2021-22	5-1	106/21.2	19-34	.559	7-13	.538	11-17	.647	4	11	15	3.0	7	0	12	7	0	7	56	11.2	
TOTAL	5-1	106/21.2	19-34	.559	7-13	.538	11-17	.647	4	11	15	3.0	7	0	12	7	0	7	56	11.2	



3 Elauna Eaton | RFr. | 6-0 | G | Helena, Ark. (Nettleton HS)

SEASON HIGHS

Points	15	UAPB	11-12-21
FG Made	4	UAPB	11-12-21
FG Att.	12	UAPB	11-12-21
3FG Made	4	UAPB	11-12-21
3FG Att.	11	UAPB	11-12-21
FT Made	5	Tarleton	11-10-21
FT Att.	5	Tarleton	11-10-21
Off. Reb.	1	UAPB	11-12-21
Def. Reb.	6	UAPB	11-12-21
Rebounds	7	UAPB	11-12-21
Assists	1	UAPB	11-12-21
Blocks	N/A		
Steals	2	Ark. State	11-19-21
Minutes	21	UAPB	11-12-21

CAREER HIGHS

(Same as Season Highs)

SEASON | CAREER SUPERLATIVES

Stat	'21-'22	Career
Double Figure Pts	2	2
Double Figure Rebs	-	-
Double-Doubles	-	-
5 + Assists	-	-
5 + Blocks	-	-
5 + Steals	-	-
Led Team in Pts	1	1
Led Team in Reb	1	1
20 + Points	-	-
30+ Points	-	-

NOTES

- Two straight double-figure games to start her Arkansas career.
- Missed her freshman season with an ACL injury
- Named the Arkansas Democrat-Gazette's Player of the Year following her final high school season
- Earned a spot on the Naismith Trophy High School Girls Watch List
- Named AAA 5A All-State in 2019, while earning AAA 6A All-State Honors in 2018
- Rated as the No. 9 Guard, No. 41 Overall Player in the nation when she committed
- Averaged 23.9 points per game and 7.9 rebounds per game during her senior season

Opponent	Date	gs	min	Total		3-Pointers		Free throws		Rebounds				pf	a	t/o	blk	stl	pts	avg
				fg-fga	pct	3fg-fga	pct	ft-fga	pct	off	def	tot	avg							
TARLETON ST.	11/10/21		16	2-4	.500	2-4	.500	5-5	1.000	0	2	2	2.0	2	0	1	0	1	11	11.0
ARK.-PINE BLUFF	11/12/21		21	4-12	.333	4-11	.364	3-4	.750	1	6	7	4.5	2	1	0	0	0	15	13.0
at UConn	11/14/21		16	1-2	.500	1-2	.500	0-0	.000	0	0	0	3.0	1	0	0	0	1	3	9.7
at Arkansas St.	11/19/21	*	16	2-6	.333	1-3	.333	0-0	.000	0	1	1	2.5	0	0	0	0	2	5	8.5
SMU	11/22/21		12	0-1	.000	0-1	.000	0-0	.000	0	0	0	2.0	1	0	0	0	0	0	6.8
Totals		1	81	9-25	.360	8-21	.381	8-9	.889	1	9	10	2.0	6	1	1	0	4	34	6.8

Games played: 5
 Minutes/game: 16.2
 Points/game: 6.8
 FG Pct: 36.0
 3FG Pct: 38.1
 FT Pct: 88.9

Rebounds/game: 2.0
 Assists/game: 0.2
 Turnovers/game: 0.2
 Assist/turnover ratio: 1.0
 Steals/game: 0.8

CAREER STATISTICS

Season	gp-gs	min/avg	Total		3-Point		F-Throws		Rebounds				pf	fo	ast	to	blk	stl	Scoring	
			fg-fga	pct	fg-fga	pct	ft-fga	pct	off	def	tot	avg							pts	avg
2021-22	5-1	81/16.2	9-25	.360	8-21	.381	8-9	.889	1	9	10	2.0	6	0	1	1	0	4	34	6.8
TOTAL	5-1	81/16.2	9-25	.360	8-21	.381	8-9	.889	1	9	10	2.0	6	0	1	1	0	4	34	6.8



4 Erynn Barnum | R.Jr. | 6-2 | F | Little Rock, Ark. (Little Rock Central HS)

SEASON HIGHS

Points	18	SMU	11-22-21
FG Made	8	SMU	11-22-21
FG Att.	16	SMU	11-22-21
3FG Made	1	SMU	11-22-21*
3FG Att.	4	@ #2 UConn	11-14-21
FT Made	8	@ #2 UConn	11-14-21
FT Att.	10	@ #2 UConn	11-14-21
Off. Reb.	4	SMU	11-22-21*
Def. Reb.	5	SMU	11-22-21
Rebounds	9	SMU	11-22-21
Assists	2	@ #2 UConn	11-14-21*
Blocks	2	Ark. State	11-19-21*
Steals	4	UAPB	11-12-21
Minutes	30	SMU	11-22-21

CAREER HIGHS

Points	18	SMU	11-22-21
FG Made	8	SMU	11-22-21
FG Att.	16	SMU	11-22-21
3FG Made	1	SMU	11-22-21*
3FG Att.	4	@ #2 UConn	11-14-21
FT Made	8	@ #2 UConn	11-14-21*
FT Att.	12	Oral Roberts	11-25-20
Off. Reb.	4	SMU	11-22-21*
Def. Reb.	8	ULM	12-3-20*
Rebounds	12	Tulsa	12-11-19
Assists	2	@ #2 UConn	11-14-21*
Blocks	4	Little Rock	12-21-19*
Steals	4	UAPB	11-12-21
Minutes	30	SMU	11-22-21
Most Recent*			

SEASON | CAREER SUPERLATIVES

Stat	'19-20	'20-21	'21-22	Career
Double Figure Pts	4	9	4	17
Double Figure Rebs	1	1	-	2
Double-Doubles	1	1	-	2
5 + Assists	-	-	-	-
5 + Blocks	-	-	-	-
5 + Steals	-	-	-	-
Led Team in Pts	1	-	2	3
Led Team in Reb	4	7	3	14
20 + Points	-	-	-	-

- NOTES
- Was awesome against SMU, going for a career-best 18 points, and nine rebounds.
 - Averaged 7.7 points, 4.6 rebounds, 0.4 assists, 0.8 steals, 16.2 minutes per game last season
 - Nine games scoring in double figures, one game with double figure rebounds
 - Went for 12 points against LSU on the road
 - Scored 15 points in Arkansas' near loss at Georgia, hitting seven of her 10 shots
 - Made all four of her shots at Texas A&M in a 10-point performance
 - Added 13 more at South Carolina
 - Notched her second career double-double against Arkansas-Pine Bluff
 - Went for a career-high 17 points in the Hogs' win over Louisiana Monroe.

Opponent	Date	gs	min	Total		3-Pointers		Free throws		Rebounds							
				fg-fga	pct	3fg-fga	pct	ft-fita	pct	off	def	tot	avg	pf	a	t/o	blk
TARLETON ST.	11/10/21	*	20	3-7	.429	0-0	.000	6-8	.750	2	4	6	6.0	2	2	0	1
ARK.-PINE BLUFF	11/12/21	*	18	6-8	.750	1-1	1.000	2-2	1.000	2	4	6	6.0	2	1	1	2
at UConn	11/14/21	*	28	4-12	.333	0-4	.000	8-10	.800	4	4	8	6.7	0	2	1	1
at Arkansas St.	11/19/21	*	19	2-6	.333	0-0	.000	1-2	.500	2	2	4	6.0	3	1	2	0
SMU	11/22/21	*	30	8-16	.500	1-3	.333	1-4	.250	4	5	9	6.6	1	0	2	0
Totals		5	115	23-49	.469	2-8	.250	18-26	.692	14	19	33	6.6	8	6	6	7

Games played: 5
Minutes/game: 23.0
Points/game: 13.2
FG Pct: 46.9
3FG Pct: 25.0
FT Pct: 69.2

Rebounds/game: 6.6
Assists/game: 1.2
Turnovers/game: 1.2
Assist/turnover ratio: 1.0
Steals/game: 1.4
Blocks/game: 1.2

CAREER STATISTICS

Season	gp-gs	min/avg	Total		3-Point		F-Throws		Rebounds				Scoring				
			fg-fga	pct	fg-fga	pct	ft-fita	pct	off	def	tot	avg	pf	fo	ast	to	blk
2019-20	27-0	304/11.3	50-98	.510	3-7	.429	31-52	.596	31	76	107	4.0	26	0	5	11	28
2020-21	28-0	454/16.2	85-145	.586	1-7	.143	44-87	.506	34	94	128	4.6	56	0	11	30	23
2021-22	5-5	115/23.0	23-49	.469	2-8	.250	18-26	.692	14	19	33	6.6	8	0	6	6	7
TOTAL	60-5	873/14.6	158-292	.541	6-22	.273	93-165	.564	79	189	268	4.5	90	0	22	47	57



|| Rylee Langerman | So. | 5-9 | G | Norman, Okla. (Christian Heritage HS)

SEASON HIGHS

Points	8	Ark. State	11-19-21
FG Made	2	Ark. State	11-19-21*
FG Att.	4	Ark. State	11-19-21*
3FG Made	1	UAPB	11-12-21
3FG Att.	2	Ark. State	11-19-21*
FT Made	4	Ark. State	11-19-21
FT Att.	5	Ark. State	11-19-21
Off. Reb.	2	Tarleton	11-10-21
Def. Reb.	5	Ark. State	11-19-21
Rebounds	6	Ark. State	11-19-21
Assists	3	Ark. State	11-19-21
Blocks	N/A		
Steals	3	Ark. State	11-19-21
Minutes	25	Ark. State	11-19-21

CAREER HIGHS

Points	8	Ark. State	11-19-21
FG Made	2	Ark. State	11-19-21*
FG Att.	7	UAPB	12-21-20
3FG Made	1	UAPB	11-12-21*
3FG Att.	5	UAPB	12-21-20
FT Made	4	Ark. State	11-19-21
FT Att.	5	Ark. State	11-19-21
Off. Reb.	2	Tarleton	11-10-21*
Def. Reb.	5	Ark. State	11-19-21
Rebounds	6	Ark. State	11-19-21
Assists	4	UCA	12-13-20
Blocks	1	@ SMU	12-9-20
Steals	3	Ark. State	11-19-21
Minutes	25	Ark. State	11-19-21
Most Recent*			

SEASON | CAREER SUPERLATIVES

Stat	'20-21	'21-22	Career
Double Figure Pts	-	-	-
Double Figure Rebs	-	-	-
Double-Doubles	-	-	-
5 + Assists	-	-	-
5 + Blocks	-	-	-
5 + Steals	-	-	-
Led Team in Pts	-	-	-
Led Team in Reb	-	-	-
20 + Points	-	-	-
30+ Points	-	-	-

NOTES

- Has appeared in all five of Arkansas' games this season
- Showed flashes in limited action during her freshman season
- Averaged 1.2 points, 1.1 rebounds, 0.5 assists, 0.1 steals, 7.1 minutes per game
- Scored a career-high four points on the road at SMU
- Also had four against Louisiana Monroe
- Hit at least one three in four of her 13 appearances
- Pulled down four rebounds against both Oral Roberts and Central Arkansas
- Also had a career-high four assists against UCA.

Opponent	Date	gs	min	Total		3-Pointers		Free throws		Rebounds				pf	a	t/o	blk	stl	pts	avg
				fg-fga	pct	3fg-fga	pct	ft-fa	pct	off	def	tot	avg							
TARLETON ST.	11/10/21	12		1-2	.500	0-0	.000	0-0	.000	2	0	2	2.0	0	3	1	0	0	2	2.0
ARK.-PINE BLUFF	11/12/21	14		2-4	.500	1-2	.500	0-1	.000	0	1	1	1.5	4	0	1	0	1	5	3.5
at UConn	11/14/21	6		0-0	.000	0-0	.000	0-0	.000	0	0	0	1.0	4	0	0	0	0	0	2.3
at Arkansas St.	11/19/21	25		2-4	.500	0-2	.000	4-5	.800	1	5	6	2.3	4	3	0	0	3	8	3.8
SMU	11/22/21	*	24	0-0	.000	0-0	.000	0-0	.000	0	4	4	2.6	3	0	1	0	0	0	3.0
Totals		1	81	5-10	.500	1-4	.250	4-6	.667	3	10	13	2.6	15	6	3	0	4	15	3.0

Games played: 5
 Minutes/game: 16.2
 Points/game: 3.0
 FG Pct: 50.0
 3FG Pct: 25.0
 FT Pct: 66.7

Rebounds/game: 2.6
 Assists/game: 1.2
 Turnovers/game: 0.6
 Assist/turnover ratio: 2.0
 Steals/game: 0.8

CAREER STATISTICS

CAREER STATISTICS			Total		3-Point		F-Throws		Rebounds										Scoring	
Season	gp-gs	min/avg	fg-fga	pct	fg-fga	pct	ft-fga	pct	off	def	tot	avg	pf	fo	ast	to	blk	stl	pts	avg
2020-21	13-0	92/7.1	5-16	.313	4-10	.400	2-4	.500	2	12	14	1.1	10	0	7	9	1	1	16	1.2
2021-22	5-1	81/16.2	5-10	.500	1-4	.250	4-6	.667	3	10	13	2.6	15	0	6	3	0	4	15	3.0
TOTAL	18-1	173/9.6	10-26	.385	5-14	.357	6-10	.600	5	22	27	1.5	25	0	13	12	1	5	31	1.7



13 Sasha Goforth | So. | 6-1 | G | Fayetteville, Ark. (Fayetteville HS)

SEASON HIGHS

Points	17	@ #2 UConn	11-14-21
FG Made	6	@ #2 UConn	11-14-21
FG Att.	17	@ #2 UConn	11-14-21
3FG Made	1	Ark. State	11-19-21*
3FG Att.	4	Tarleton	11-10-21
FT Made	5	@ #2 UConn	11-14-21
FT Att.	10	SMU	11-22-21
Off. Reb.	5	SMU	11-22-21
Def. Reb.	4	Ark. State	11-19-21
Rebounds	8	@ #2 UConn	11-14-21*
Assists	3	UAPB	11-12-21
Blocks	3	UAPB	11-12-21
Steals	2	SMU	11-22-21
Minutes	33	SMU	11-22-21

CAREER HIGHS

Points	24	San Francisco	12/3/20
FG Made	8	Washington	1/26/21
FG Att.	17	@ #2 UConn	11-14-21
3FG Made	6	Washington	1/26/21
3FG Att.	8	Stanford	2/13/21
FT Made	9	@ Oregon	2/28/21
FT Att.	12	San Francisco	12/3/20
Off. Reb.	5	SMU	11-22-21
Def. Reb.	9	@ Utah	1/31/21
Rebounds	10	@ Utah	1/31/21
Assists	7	Montana West	11/28/20
Blocks	3	@ Wash State	12/19/20
Steals	4	Utah	12/8/20
Minutes	38	Oregon	3/4/21
*Most Recent			

SEASON | CAREER SUPERLATIVES

Stat	'20-21	'21-22	Career
Double Figure Pts	12	2	14
Double Figure Rebs	1	-	1
Double-Doubles	1	-	1
5 + Assists	1	-	1
5 + Blocks	-	-	-
5 + Steals	-	-	-
Led Team in Pts	3	-	3
Led Team in Reb	1	-	1
20 + Points	2	-	2

NOTES

- Scored a season best 17 points at No. 2 UConn
- Started every game during her freshman season at Oregon State
- Earned PAC-12 All-Freshman Team Honors
- Averaged 11.6 points and 3.6 rebounds per game
- Dished 34 assists and shot 36 percent from beyond the three-point arc
- Had 19 blocked shots and 15 steals on the defensive side of the ball
- Had two 20+ point games
- Notched her first-career double-double against Utah

Opponent	Date	gs	min	Total		3-Pointers		Free throws		Rebounds				pf	a	t/o	blk	stl	pts	avg	
				fg-fga	pct	3fg-fga	pct	ft-fa	pct	off	def	tot	avg								
TARLETON ST.	11/10/21	*	23	3-8	.375	0-4	.000	2-4	.500	2	3	5	5.0	1	2	1	0	0	8	8.0	
ARK.-PINE BLUFF	11/12/21	*	19	4-6	.667	1-2	.500	2-3	.667	1	3	4	4.5	3	3	1	3	0	11	9.5	
at UConn	11/14/21	*	31	6-17	.353	0-2	.000	5-5	1.000	3	2	5	4.7	1	1	2	1	0	17	12.0	
at Arkansas St.	11/19/21	*	15	3-6	.500	1-2	.500	1-2	.500	0	4	4	4.5	5	1	1	1	0	8	11.0	
SMU	11/22/21	*	33	3-12	.250	0-1	.000	2-10	.200	5	3	8	5.2	1	2	1	1	2	8	10.4	
Totals			5	121	19-49	.388	2-11	.182	12-24	.500	11	15	26	5.2	11	9	6	6	2	52	10.4

Games played: 5
Minutes/game: 24.2
Points/game: 10.4
FG Pct: 38.8
3FG Pct: 18.2
FT Pct: 50.0

Rebounds/game: 5.2
Assists/game: 1.8
Turnovers/game: 1.2
Assist/turnover ratio: 1.5
Steals/game: 0.4
Blocks/game: 1.2

CAREER STATISTICS

Year	GP-GS	Min	Avg	FG	Total FGA	Pct	FG	3-Point FGA	Pct	FT	F-Throw FTA	Pct	Off	Rebounds Def	Tot	Avg	PF	Ast	TO	Blk	Stl	Pts	Avg		
2020-21	20-20	588	29.4	77	184	.418	24	67	.358	53	74	.716	6	66	72	3.6	46	34	50	19	15	231	11.6		
Oregon State Stats*																									
Season	gp-gs	min/avg		fg-fga		pct	fg-fga		pct	ft-fa		pct	off		def	tot	avg	pf	fo	ast	to	blk	stl	pts	avg
2021-22	5-5	121/24.2		19-49		.388	2-11		.182	12-24		.500	11		15	26	5.2	11	1	9	6	6	2	52	10.4
TOTAL	5-5	121/24.2		19-49		.388	2-11		.182	12-24		.500	11		15	26	5.2	11	1	9	6	6	2	52	10.4



15 Ashlyn Sage | Fr. | 6-2 | G | Weatherford, Okla. (Weatherford HS)

SEASON HIGHS

Points	6	Tarleton	11-10-21
FG Made	2	Tarleton	11-10-21
FG Att.	3	UAPB	11-12-21
3FG Made	2	Tarleton	11-10-21
3FG Att.	3	UAPB	11-12-21
FT Made	N/A		
FT Att.	N/A		
Off. Reb.	1	Ark. State	11-19-21*
Def. Reb.	2	UAPB	11-12-21
Rebounds	3	UAPB	11-12-21
Assists	1	UAPB	11-12-21
Blocks	N/A		
Steals	1	Tarleton	11-10-21
Minutes	9	Tarleton	11-10-21

CAREER HIGHS

(Same as Season Highs)

NOTES

- No. 84 overall recruit in Premier Basketball's 2021 rankings
- A three-time All-Conference selection
- VYPE Top 100 in both 2020 and 2019
- Tulsa World Top Players
- Was a state qualifier in 2020
- Led the state of Oklahoma in both three-point percentage and free throw percentage in 2020

Opponent	Date	gs	min	Total fg-fga	pct	3-Pointers 3fg-fga	pct	Free throws ft-fa	pct	Rebounds				pf	a	t/o	blk	stl	pts	avg
TARLETON ST.	11/10/21	9		2-2	1.000	2-2	1.000	0-0	.000	0	0	0	0.0	0	0	1	0	1	6	6.0
ARK.-PINE BLUFF	11/12/21	7		0-3	.000	0-3	.000	0-0	.000	1	2	3	1.5	1	1	0	0	0	0	3.0
at Arkansas St.	11/19/21	3		1-2	.500	1-2	.500	0-0	.000	1	0	1	1.3	0	0	1	0	0	3	3.0
Totals		0	19	3-7	.429	3-7	.429	0-0	.000	2	2	4	1.3	1	1	2	0	1	9	3.0

Games played: 3
Minutes/game: 6.3
Points/game: 3.0
FG Pct: 42.9
3FG Pct: 42.9

Rebounds/game: 1.3
Assists/game: 0.3
Turnovers/game: 0.7
Assist/turnover ratio: 0.5
Steals/game: 0.3

SEASON | CAREER SUPERLATIVES

Stat	'21-22	Career
Double Figure Pts	-	-
Double Figure Rebs	-	-
Double-Doubles	-	-
5 + Assists	-	-
5 + Blocks	-	-
5 + Steals	-	-
Led Team in Pts	-	-
Led Team in Reb	-	-
20 + Points	-	-

CAREER STATISTICS

CAREER STATISTICS			Total		3-Point		F-Throws		Rebounds				Scoring							
Season	gp-gs	min/avg	fg-fga	pct	fg-fga	pct	ft-fla	pct	off	def	tot	avg	pf	fo	ast	to	blk	stl	pts	avg
2021-22	3-0	19/6.3	3-7	.429	3-7	.429	0-0	.000	2	2	4	1.3	1	0	1	2	0	1	9	3.0
TOTAL	3-0	19/6.3	3-7	.429	3-7	.429	0-0	.000	2	2	4	1.3	1	0	1	2	0	1	9	3.0



22 Avery Hughes | Jr. | 5-7 | G | Bentonville, Ark. (Bentonville HS)

SEASON HIGHS

Points	N/A		
FG Made	N/A		
FG Att.	2	UAPB	11-12-21
3FG Made	N/A		
3FG Att.	1	UAPB	11-12-21
FT Made	N/A		
FT Att.	N/A		
Off. Reb.	N/A		
Def. Reb.	1	Ark. State	11-19-21
Rebounds	1	Ark. State	11-19-21
Assists	1	Tarleton	11-10-21
Blocks	N/A		
Steals	N/A		
Minutes	7	UAPB	11-12-21

CAREER HIGHS

Points	6	UAPB	12-21-20*
FG Made	2	UAPB	12-21-20*
FG Att.	4	Tulsa	12-11-19
3FG Made	2	UAPB	12-21-20*
3FG Att.	3	Tulsa	12-11-19
FT Made	1	Stony Brook	11-17-19
FT Att.	1	Stony Brook	11-17-19
Off. Reb.	N/A		
Def. Reb.	1	Ark. State	11-19-21*
Rebounds	1	Ark. State	11-19-21*
Assists	2	UAPB	12-21-20*
Blocks	N/A		
Steals	1	ULM	12-3-20*
Minutes	10	UAPB	12-21-20*

*Most Recent

NOTES

- Dropped a career-best six points on UAPB, hitting two threes last season.
- Scored her first-career points against McNeese State last season.
- Finished her career as Bentonville's second leading scorer and set single game records for points (34) and free throws (20-for-22)
- Two-time all-conference and all-state selection leading Bentonville to the 2019 conference title and a state runner-up finish
- Honors include All-Arkansas Second-Team, All-Northwest Arkansas First-Team, Gatorade Player of the Week, two KURM Dream Team selections and team captain honors as a senior
- The first walk-on for Neighbors and his staff at Arkansas

Opponent	Date	gs	min	Total		3-Pointers		Free throws		Rebounds								pts	avg		
				fg	fga	pct	3fg	fga	pct	ft	fta	pct	off	def	tot	avg	pf			a	to
TARLETON ST.	11/10/21	3	0	1	0	.000	0	0	0	0	0	0	0	0.0	0	1	0	0	0	0	0.0
ARK-PINE BLUFF	11/12/21	7	0	2	0	.000	0	1	.000	0	0	0	0	0.0	1	0	0	0	0	0	0.0
at Arkansas St.	11/19/21	2	0	0	0	.000	0	0	.000	0	1	1	0.3	0	0	1	0	0	0	0	0.0
Totals		0	12	0	3	0	0	1	.000	0	1	1	0.3	1	1	1	0	0	0	0	0.0

Games played: 3
Minutes/game: 4.0
FG Pct: 0.0
3FG Pct: 0.0


Rebounds/game: 0.3
Assists/game: 0.3
Turnovers/game: 0.3
Assist/turnover ratio: 1.0

SEASON | CAREER SUPERLATIVES

Stat	'19-20	'20-21	'21-22	Career
Double Figure Pts	-	-	-	-
Double Figure Rebs	-	-	-	-
Double-Doubles	-	-	-	-
5 + Assists	-	-	-	-
5 + Blocks	-	-	-	-
5 + Steals	-	-	-	-
Led Team in Pts	-	-	-	-
Led Team in Reb	-	-	-	-
20 + Points	-	-	-	-

CAREER STATISTICS

Season	gp-gs	min/avg	fg-fga	pct	fg-fga	pct	ft-fta	pct	off	def	tot	avg	pf	fo	ast	to	blk	stl	pts	avg
2019-20	14-0	51/3.6	8-16	.500	3-9	.333	1-1	1.000	0	0	0	0.0	8	0	2	8	0	0	20	1.4
2020-21	7-0	45/6.4	3-7	.429	3-6	.500	3-3	1.000	0	2	2	0.3	2	0	5	3	0	2	12	1.7
2021-22	3-0	12/4.0	0-3	.000	0-1	.000	0-0	.000	0	1	1	0.3	1	0	1	1	0	0	0	0.0
TOTAL	24-0	108/4.5	11-26	.423	6-16	.375	4-4	1.000	0	3	3	0.1	11	0	8	12	0	2	32	1.3



23 Amber Ramirez | RSr. | 5-9 | G | San Antonio, Texas (Wagner HS) | TCU

SEASON HIGHS

Points	20	@ #2 UConn	11-14-21
FG Made	8	@ #2 UConn	11-14-21
FG Att.	17	@ #2 UConn	11-14-21
3FG Made	3	@ #2 UConn	11-14-21*
3FG Att.	11	UAPB	11-12-21
FT Made	1	SMU	11-22-21*
FT Att.	2	SMU	11-22-21*
Off. Reb.	1	Tarleton	11-10-21
Def. Reb.	4	UAPB	11-12-21
Rebounds	4	UAPB	11-12-21*
Assists	3	UAPB	11-12-21
Blocks	1	Ark. State	11-19-21*
Steals	1	SMU	11-22-21
Minutes	30	SMU	11-22-21

CAREER HIGHS

Points	35	Alabama	2-28-21
FG Made	12	Alabama	2-28-21
FG Att.	20	Tennessee	2-20-20
3FG Made	11	SE Louisiana	12-10-17
3FG Att.	17	SE Louisiana	12-10-17
FT Made	9	Oklahoma	3-3-18
FT Att.	10	Oklahoma	3-3-18
Off. Reb.	2	Auburn	1-31-21
Def. Reb.	8	Wisconsin	11-30-19
Rebounds	9	Wisconsin	11-30-19
Assists	7	at Kentucky	2-15-18
Blocks	3	@ No. 4 SC	1-18-21
Steals	5	UT Martin	12-29-19
Minutes	45	@ Missouri	2-2-20

*Most Recent

NOTES

- Registered the 16th 20 point game of her career against UConn.
- Went off for a career-high 35 against Alabama
- Had 22 against No. 3 UConn and made five treys
- Scored a season-high 23 points against No. 4 Baylor
- Named College Sports Madness National Player of the Week (Dec. 7, 2020)
- Bounced back against Wake Forest after her 2020-21 debut, going for 22 points
- Scored a season-high 29 points against Tennessee in 2019-20
- Went wire-to-wire at Mizzou, playing all 45 minutes against the Tigers
- Was a perfect 6-6 against Vanderbilt
- Matched her season-high in threes-made against Auburn, going for seven
- Made seven threes against NWSU

Opponent	Date	gs	min	Total		3-Pointers		Free throws		Rebounds					pf	a	t/o	blk	stl	pts	avg
				fg-fga	pct	3fg-fga	pct	ft-fa	pct	off	def	tot	avg								
TARLETON ST.	11/10/21	*	23	0-4	.000	0-3	.000	0-0	.000	1	3	4	4.0	0	2	0	0	0	0	0.0	
ARK-PINE BLUFF	11/12/21	*	18	4-12	.333	3-11	.273	0-0	.000	0	4	4	4.0	0	3	0	0	0	11	5.5	
at UConn	11/14/21	*	29	8-17	.471	3-6	.500	1-2	.500	0	2	2	3.3	2	2	0	1	0	20	10.3	
at Arkansas St.	11/19/21	*	30	5-11	.455	2-6	.333	1-2	.500	0	3	3	3.3	1	0	1	1	0	13	11.0	
SMU	11/22/21	*	30	4-12	.333	2-8	.250	1-2	.500	0	2	2	3.0	3	2	0	0	1	11	11.0	
Totals			5	130	21-56	.375	10-34	.294	3-6	.500	1	14	15	3.0	6	9	1	2	1	55	11.0

Games played: 5
Minutes/game: 26.0
Points/game: 11.0
FG Pct: 37.5
3FG Pct: 29.4
FT Pct: 50.0

Rebounds/game: 3.0
Assists/game: 1.8
Turnovers/game: 0.2
Assist/turnover ratio: 9.0
Steals/game: 0.2
Blocks/game: 0.4

SEASON | CAREER SUPERLATIVES

Stat	'16-17	'17-18	'19-20	'20-21	'21-22	Career
Double Figure Pts	7	18	21	21	4	71
Double Figure Rebs	-	-	-	-	-	-
Double-Doubles	-	-	-	-	-	-
5+ Assists	2	7	2	1	-	12
5+ Blocks	-	-	-	-	-	-
5+ Steals	-	-	1	-	-	1
Led Ark in Pts	-	-	6	6	1	13
Led Ark in Reb	-	-	2	-	-	2
20+ Points	-	3	7	5	1	16
30+ Points	-	1	-	1	-	2

CAREER STATISTICS

Year	GP-GS	Min	Avg	FG	Total FGA	Pct	FG	3-Point FGA	Pct	FT	F-Throw FTA	Pct	Off	Rebounds Def	Tot	Avg	PF	FO	Ast	TO	Blk	Stl	Pts	Avg	
2016-17*	23-5	559	24.3	67	196	.342	39	106	.368	17	20	.850	1	45	46	2.0	35	0	32	27	11	15	190	8.3	
2017-18*	36-23	896	24.9	131	311	.421	65	166	.392	48	56	.857	5	63	68	1.9	21		103	57	4	30	375	10.4	
TCU Stats*																									
Season	gp-gs	min/avg			fg-fga	pct		fg-fga	pct		ft-fa	pct		off	def	tot	avg	pf	fo	ast	to	blk	stl	pts	avg
2019-20	32-32	1045/32.7			164-371	.442		106-237	.447		36-39	.923		8	93	101	3.2	27	0	60	31	10	36	470	14.7
2020-21	27-27	867/32.1			123-286	.430		77-177	.435		42-52	.808		6	72	78	2.9	38	0	41	33	5	30	365	13.5
2021-22	5-5	130/26.0			21-56	.375		10-34	.294		3-6	.500		1	14	15	3.0	6	0	9	1	2	1	55	11.0
TOTAL	64-64	2042/31.9			308-713	.432		193-448	.431		81-97	.835		15	179	194	3.0	71	0	110	65	17	67	890	13.9



24 Jersey Wolfenbarger | Fr. | 6-5 | G | Fort Smith, Ark. (Northside HS)

SEASON HIGHS

Points	10	Tarleton	11-10-21
FG Made	4	Tarleton	11-10-21
FG Att.	10	Tarleton	11-10-21
3FG Made	1	UAPB	11-12-21*
3FG Att.	5	Tarleton	11-10-21
FT Made	2	UAPB	11-12-21
FT Att.	4	UAPB	11-12-21*
Off. Reb.	4	UAPB	11-12-21
Def. Reb.	5	Tarleton	11-10-21
Rebounds	6	UAPB	11-12-21
Assists	1	UAPB	11-12-21
Blocks	1	@ #2 UConn	11-14-21*
Steals	1	SMU	11-22-21*
Minutes	22	Tarleton	11-10-21

CAREER HIGHS

(Same as Season Highs)

SEASON | CAREER SUPERLATIVES

Stat	'21-22	Career
Double Figure Pts	1	1
Double Figure Rebs	-	-
Double-Doubles	-	-
5 + Assists	-	-
5 + Blocks	-	-
5 + Steals	-	-
Led Team in Pts	-	-
Led Team in Reb	-	-
20 + Points	-	-

NOTES

- FIBA U19 Gold Medalist
- No. 7 overall recruit, and No. 1 wing player in the ESPN HoopGurlz 2021 recruiting rankings at the time of her signing
- Consensus five-star player out of Northside High School
- Arkansas' first McDonald's All-American signee since 2016
- One of five finalists for the Jersey Mike's Naismith High School Player of the Year Award
- Arkansas' Gatorade Player of the year in 2020 and 2021
- Won two state titles during her four year high school career
- Hit a buzzer beater to win the 2019 6A State Championship sophomore season


Opponent	Date	gs	min	Total		3-Pointers		Free throws		Rebounds				pf	a	t/o	blk	stl	pts	avg	
				fg-fga	pct	3fg-fga	pct	ft-fga	pct	off	def	tot	avg								
TARLETON ST.	11/10/21	*	22	4-10	.400	1-5	.200	1-4	.250	0	5	5	5.0	4	0	1	1	1	10	10.0	
ARK-PINE BLUFF	11/12/21		21	2-6	.333	1-2	.500	2-4	.500	4	2	6	5.5	3	1	2	1	1	7	8.5	
at UConn	11/14/21		15	0-1	.000	0-1	.000	0-0	.000	0	4	4	5.0	2	0	1	1	1	0	5.7	
SMU	11/22/21		6	1-3	.333	0-0	.000	0-0	.000	1	0	1	4.0	1	0	2	0	1	2	4.8	
Totals			1	64	7-20	.350	2-8	.250	3-8	.375	5	11	16	4.0	10	1	6	3	4	19	4.8

Games played: 4
Minutes/game: 16.0
Points/game: 4.8
FG Pct: 35.0
3FG Pct: 25.0
FT Pct: 37.5

Rebounds/game: 4.0
Assists/game: 0.3
Turnovers/game: 1.5
Assist/turnover ratio: 0.2
Steals/game: 1.0
Blocks/game: 0.8

CAREER STATISTICS

Season	gp-gs	min/avg	Total			3-Point		F-Throws		Rebounds				Scoring							
			fg-fga	pct		fg-fga	pct	ft-fga	pct	off	def	tot	avg	pf	fo	ast	to	blk	stl	pts	avg
2021-22	4-1	64/16.0	7-20	.350		2-8	.250	3-8	.375	5	11	16	4.0	10	0	1	6	3	4	19	4.8
TOTAL	4-1	64/16.0	7-20	.350		2-8	.250	3-8	.375	5	11	16	4.0	10	0	1	6	3	4	19	4.8



25 Destinee Oberg | Jr. | 6-3 | C | Burnsville, Minn. (John F. Kennedy HS)

SEASON HIGHS

Points	N/A		
FG Made	N/A		
FG Att.	1	UAPB	11-12-21
3FG Made	N/A		
3FG Att.	N/A		
FT Made	N/A		
FT Att.	2	UAPB	11-12-21
Off. Reb.	N/A		
Def. Reb.	3	Tarleton	11-10-21
Rebounds	3	Tarleton	11-10-21
Assists	N/A		
Blocks	1	Ark. State	11-19-21
Steals	N/A		
Minutes	7	Tarleton	11-10-21

CAREER HIGHS

Points	4	@ Ole Miss	2-16-20*
FG Made	2	@ Vanderbilt	1-19-20
FG Att.	3	ULM	12-3-20*
3FG Made	N/A		
3FG Att.	N/A		
FT Made	2	@ Ole Miss	2-16-20
FT Att.	2	Maryland	11-29-20*
Off. Reb.	3	ULM	12-3-20
Def. Reb.	3	Tarleton	11-10-21*
Rebounds	6	ULM	12-3-20
Assists	2	UAPB	12-21-20*
Blocks	1	Ark. State	11-19-21*
Steals	1	Maryland	11-29-20
Minutes	12	UAPB	12-21-20*

Most Recent*

SEASON | CAREER SUPERLATIVES

Stat	'19-20	'20-21	'21-22	Career
Double Figure Pts	-	-	-	-
Double Figure Rebs	-	-	-	-
Double-Doubles	-	-	-	-
5 + Assists	-	-	-	-
5 + Blocks	-	-	-	-
5 + Steals	-	-	-	-
Led Team in Pts	-	-	-	-
Led Team in Reb	-	-	-	-
20 + Points	-	-	-	-

NOTES

- Matched her career-high against Ole Miss, going for four points
- Scored her first four collegiate points against Vanderbilt
- Made her collegiate debut against UT Martin, recording a block in her four minutes played
- Despite missing her junior season with injury, Prospects Nation rated Oberg as a 4.5-star prospect, the No. 6 post player and No. 38 overall recruit in the nation for the 2019 class
- As a sophomore, Oberg and the Academy of Holy Angels played to a third-place finish at the state tournament
- She averaged 16.6 points, 9.9 rebounds, 2.5 assists and 2.1 steals per game that season

Opponent	Date	gs	min	Total		3-Pointers		Free throws		Rebounds				pf	a	t/o	blk	stl	pts	avg
				fg-fga	pct	3fg-fga	pct	ft-fga	pct	off	def	tot	avg							
TARLETON ST.	11/10/21	7		0-0	.000	0-0	.000	0-0	.000	0	3	3	3.0	1	0	0	0	0	0	0.0
ARK.-PINE BLUFF	11/12/21	6		0-1	.000	0-0	.000	0-2	.000	0	0	0	1.5	1	0	0	0	0	0	0.0
at Arkansas St.	11/19/21	6		0-0	.000	0-0	.000	0-0	.000	0	2	2	1.7	3	0	0	1	0	0	0.0
Totals		0	19	0-1	.000	0-0	.000	0-2	.000	0	5	5	1.7	5	0	0	1	0	0	0.0

Games played: 3
Minutes/game: 6.3
FG Pct: 0.0
FT Pct: 0.0

Rebounds/game: 1.7
Blocks/game: 0.3

CAREER STATISTICS

Season	gp-gs	min/avg	Total		3-Point		F-Throws		Rebounds				pf	fo	ast	to	blk	stl	Scoring	
			fg-fga	pct	fg-fga	pct	ft-fga	pct	off	def	tot	avg							pts	avg
2019-20	8-0	28/3.5	3-6	.500	0-0	.000	2-2	1.000	1	4	5	0.6	3	0	0	3	1	0	8	1.0
2020-21	12-0	71/5.9	4-9	.444	0-0	.000	1-4	.250	5	10	15	1.3	8	0	8	11	1	1	9	0.8
2021-22	3-0	19/6.3	0-1	.000	0-0	.000	0-2	.000	0	5	5	1.7	5	0	0	0	1	0	0	0.0
TOTAL	23-0	118/5.1	7-16	.438	0-0	.000	3-8	.375	6	19	25	1.1	16	0	8	14	3	1	17	0.7


30 Maryam Dauda | Fr. | 6-4 | F | Bentonville, Ark. (Bentonville HS)

SEASON HIGHS

Points	N/A
FG Made	N/A
FG Att.	N/A
3FG Made	N/A
3FG Att.	N/A
FT Made	N/A
FT Att.	N/A
Off. Reb.	N/A
Def. Reb.	N/A
Rebounds	N/A
Assists	N/A
Blocks	N/A
Steals	N/A
Minutes	N/A

NOTES

- The 13th ranked player and top ranked post player in the ESPN HoopGurlz 2021 recruiting rankings at the time of her signing
- Consensus five star recruit out of Bentonville High School
- McDonald's All-American in 2021
- Naismith High School Player of the Year Semifinalist following her senior season
- Four-time All-Conference selection and three-time All-State selection
- Leading scorer, rebounder, and shot blocker in the history of Bentonville High School

CAREER HIGHS

(Same as Season Highs)

SEASON | CAREER SUPERLATIVES

Stat	'21-22	Career
Double Figure Pts	-	-
Double Figure Rebs	-	-
Double-Doubles	-	-
5 + Assists	-	-
5 + Blocks	-	-
5 + Steals	-	-
Led Team in Pts	-	-
Led Team in Reb	-	-
20 + Points	-	-

CAREER STATISTICS



43 Makayla Daniels | Jr. | 5-8 | G | Frederick, Md. (Frederick HS)

SEASON HIGHS

Points	22	Ark. State	11-19-21
FG Made	8	Ark. State	11-19-21
FG Att.	13	Ark. State	11-19-21
3FG Made	2	Ark. State	11-19-21
3FG Att.	5	Ark. State	11-19-21*
FT Made	4	SMU	11-22-21*
FT Att.	5	SMU	11-22-21*
Off. Reb.	4	Ark. State	11-19-21
Def. Reb.	7	SMU	11-22-21
Rebounds	8	Ark. State	11-19-21
Assists	5	Ark. State	11-19-21
Blocks	1	Tarleton	11-10-21
Steals	2	UAPB	11-12-21*
Minutes	30	Ark. State	11-19-21

CAREER HIGHS

Points	27	Oral Roberts	11-14-19
FG Made	8	Ark. State	11-19-21*
FG Att.	15	Maryland	11-29-20
3FG Made	6	Oral Roberts	11-14-19
3FG Att.	9	@ Tennessee	1-7-21
FT Made	8	Belmont	11-20-19
FT Att.	10	Belmont	11-20-19
Off. Reb.	4	Ark. State	11-19-21
Def. Reb.	9	Alabama	2-28-21
Rebounds	9	Alabama	2-28-21
Assists	7	@ SMU	12-9-20
Blocks	1	Tarleton	11-10-21*
Steals	5	Kansas State	12-7-19
Minutes	39	No. 8 TAMU	1-10-21

*Most Recent

NOTES

- Stuffed the stat sheet against AState, going for 22 points, eight boards and five assists
- Recached double figures in her NCAA Tournament debut, going for 11 points
- Nearly double-doubled against Alabama, going for 15 points and nine rebounds
- Scored 21 against No. 12 Maryland, her first 20+ point game of the season
- Dished a career-best six assists against UT Martin in 2019-20
- Had a career-high five steals against Kansas State in 2019-20
- Dropped 21 against Belmont in 2019-20
- Named SEC Freshman of the Week after standout performances against ORU and SB (11/19)
- Was sensational against ORU, going for a career-high 27 points

Opponent	Date	gs	min	Total		3-Pointers		Free throws		Rebounds				pf	a	t/o	blk	stl	pts	avg	
				fg-fga	pct	3fg-fga	pct	ft-fa	pct	off	def	tot	avg								
TARLETON ST.	11/10/21	*	21	5-11	.455	1-4	.250	4-5	.800	3	3	6	6.0	1	1	2	1	2	15	15.0	
ARK-PINE BLUFF	11/12/21	*	21	2-6	.333	0-4	.000	1-1	1.000	2	3	5	5.5	3	4	0	0	2	5	10.0	
at UConn	11/14/21	*	28	2-11	.182	1-5	.200	0-1	.000	2	4	6	5.7	4	3	2	0	0	5	8.3	
at Arkansas St.	11/19/21	*	30	8-13	.615	2-5	.400	4-5	.800	4	4	8	6.3	1	5	4	0	1	22	11.8	
SMU	11/22/21	*	23	6-10	.600	0-3	.000	4-5	.800	0	7	7	6.4	4	2	0	0	1	16	12.6	
Totals			5	123	23-51	.451	4-21	.190	13-17	.765	11	21	32	6.4	13	15	8	1	6	63	12.6

Games played: 5
Minutes/game: 24.6
Points/game: 12.6
FG Pct: 45.1
3FG Pct: 19.0
FT Pct: 76.5

Rebounds/game: 6.4
Assists/game: 3.0
Turnovers/game: 1.6
Assist/turnover ratio: 1.9
Steals/game: 1.2
Blocks/game: 0.2

SEASON | CAREER SUPERLATIVES

Stat	'19-20	'20-21	'21-22	Career
Double Figure Pts	10	18	3	31
Double Figure Rebs	-	-	-	-
Double-Doubles	-	-	-	-
5 + Assists	3	2	1	9
5 + Blocks	-	-	-	-
5 + Steals	1	-	-	1
Led Team in Pts	3	1	2	6
Led Team in Reb	-	1	2	3
20 + Points	2	1	1	4

CAREER STATISTICS

CAREER STATISTICS			Total		3-Point		F-Throws		Rebounds										Scoring	
Season	gp-gs	min/avg	fg-fga	pct	fg-fga	pct	ft-fa	pct	off	def	tot	avg	pf	fo	ast	to	blk	stl	pts	avg
2019-20	32-32	716/22.4	107-216	.495	25-56	.446	60-77	.779	7	48	55	1.7	67	1	77	44	2	45	299	9.3
2020-21	28-28	802/28.6	101-256	.395	44-120	.367	78-97	.804	9	74	83	3.0	75	2	61	43	4	41	324	11.6
2021-22	5-5	123/24.6	23-51	.451	4-21	.190	13-17	.765	11	21	32	6.4	13	0	15	8	1	6	63	12.6
TOTAL	65-65	1641/25.2	231-523	.442	73-197	.371	151-191	.791	27	143	170	2.6	155	3	153	95	7	92	686	10.6



55 Emrie Ellis | Fr. | 6-3 | F | Vanoss, Okla. | Vanoss HS

SEASON HIGHS

Points	6	@ #2 UConn	11-14-21*
FG Made	3	@ #2 UConn	11-14-21*
FG Att.	6	UAPB	11-12-21
3FG Made	N/A		
3FG Att.	2	SMU	11-22-21*
FT Made	1	SMU	11-22-21
FT Att.	2	SMU	11-22-21
Off. Reb.	2	UAPB	11-12-21
Def. Reb.	4	Ark. State	11-19-21*
Rebounds	5	Ark. State	11-19-21*
Assists	1	SMU	11-22-21*
Blocks	5	UAPB	11-12-21
Steals	N/A		
Minutes	16	UAPB	11-12-21

CAREER HIGHS

(Same as Season Highs)

SEASON | CAREER SUPERLATIVES

Stat	'21-22	Career
Double Figure Pts	-	-
Double Figure Rebs	-	-
Double-Doubles	-	-
5 + Assists	-	-
5 + Blocks	1	1
5 + Steals	-	-
Led Team in Pts	-	-
Led Team in Reb	-	-
20 + Points	-	-

NOTES

- Blocked five shots against UAPB, the most by a freshman Hog since 2014
- No. 48 overall recruit in ASGR's 2021 recruiting rankings
- Named Ada News All-Area Co-Player of the Year in 2021 after leading Vanoss High School to the Class A State Final
- VYPE Top 100 in all four of her high school seasons
- Four-time Pontotoc County All-Conference
- Led the state of Oklahoma in rebounds & blocks in 2018

Opponent	Date	gs	min	Total		3-Pointers		Free throws		Rebounds										
				fg-fga	pct	3fg-fga	pct	ft-fa	pct	off	def	tot	avg	pf	a	t/o	blk	stl	pts	avg
TARLETON ST.	11/10/21	15	2-2	1.000	0-0	.000	0-0	.000	1	1	2	2.0	3	0	1	2	0	4	4.0	
ARK.-PINE BLUFF	11/12/21	16	3-6	.500	0-1	.000	0-0	.000	2	3	5	3.5	0	1	1	5	0	6	5.0	
at UConn	11/14/21	13	3-5	.600	0-1	.000	0-0	.000	0	4	4	3.7	3	0	2	0	0	6	5.3	
at Arkansas St.	11/19/21	15	2-4	.500	0-2	.000	0-0	.000	1	4	5	4.0	4	0	1	4	0	4	5.0	
SMU	11/22/21	11	1-4	.250	0-2	.000	1-2	.500	0	1	1	3.4	2	1	1	0	0	3	4.6	
Totals		0	70	11-21	.524	0-6	.000	1-2	.500	4	13	17	3.4	12	2	6	11	0	23	4.6

Games played: 5
Minutes/game: 14.0
Points/game: 4.6
FG Pct: 52.4
3FG Pct: 0.0
FT Pct: 50.0

Rebounds/game: 3.4
Assists/game: 0.4
Turnovers/game: 1.2
Assist/turnover ratio: 0.3
Blocks/game: 2.2

CAREER STATISTICS

Season	gp-gs	min/avg	Total fg-fga	pct	3-Point fg-fga	pct	F-Throws ft-fa	pct	Rebounds off	def	tot	avg	pf	fo	ast	to	blk	stl	Scoring pts	avg
2021-22	5-0	70/14.0	11-21	.524	0-6	.000	1-2	.500	4	13	17	3.4	12	0	2	6	11	0	23	4.6
TOTAL	5-0	70/14.0	11-21	.524	0-6	.000	1-2	.500	4	13	17	3.4	12	0	2	6	11	0	23	4.6




Marquesha Davis
Jr | 6-0 | G
McGehee, Ark.




Samara Spencer
Fr | 5-7 | G
Fort Lauderdale, Fla.



Elauna Eaton
Rfr | 6-0 | G
Helena, Ark.



Erynn Barnum
RJr | 6-2 | F
Little Rock, Ark.



Rylee Langerman
So | 5-9 | G
Norman, Okla.



Sasha Goforth
So | 6-1 | G
Fayetteville, Ark.



Ashlyn Sage
Fr | 6-2 | G
Weatherford, Okla.



Avery Hughes
Jr | 5-7 | G
Bentonville, Ark.



Amber Ramirez
RSr* | 5-9 | G
San Antonio, Texas




Jersey Wolfenbarger
Fr | 6-5 | G/F
Fort Smith, Ark.



Destinee Oberg
Jr | 6-3 | C
Burnsville, Minn.



Maryam Dauda
Fr | 6-4 | F
Bentonville, Ark.



Makayla Daniels
Jr | 5-8 | G
Frederick, Md.



Emrie Ellis
Fr | 6-3 | F
Vanoss, Okla.



Mike Neighbors
Head Coach
Fifth Season



Todd Schaefer
Associate Head Coach
Fifth Season



Pauline Love
Assistant Coach
Fifth Season



Lacey Goldwire
Assistant Coach
Third Season



Amber Shirey
Director of Operations



C'eira Ricketts
Director of SA Development



Jeff Brazil
Special Assistant to the HC &
Director of Video



Simone Rush
Athletic Trainer

Official Basketball Box Score -- Game Totals -- Final Statistics
Tarleton St. vs Arkansas
11/10/21 7:00 pm at Fayetteville, AR

Tarleton St. 33 • 0-1,0-0 WAC

#	Player	Total			3-Ptr			Rebounds			PF	TP	A	TO	Blk	Stl	Min
		FG-FGA	FG-FGA	FT-FTA	FG-FGA	FG-FGA	FT-FTA	Off	Def	Tot							
01	Lucy Benson	f	0-1	0-0	0-0	0-0	0-0	2	1	3	4	0	1	1	0	0	15
00	Malaya Kendrick	g	3-11	0-0	0-0	0	0	10	10	3	6	0	1	0	1	0	28
02	Iyana Dorsey	g	1-8	1-5	2-2	0	0	1	1	4	5	0	1	0	1	0	16
23	Jurnee President	g	0-5	0-3	0-0	1	0	1	1	0	1	0	1	1	1	0	24
25	Seynabou Thiam	*	3-5	0-0	0-0	0	0	1	1	0	6	1	2	4	1	0	17
03	Crystal Smith	g	0-0	0-0	0-0	0	0	0	0	0	0	0	1	0	1	0	3
04	Emily Cunningham	g	0-0	0-0	0-0	0	0	1	1	1	0	0	2	0	0	0	6
05	Kaitlyn Guillory	g	0-0	0-0	0-0	0	0	0	0	0	0	0	0	0	0	0	4
11	Mason Jones	g	0-0	0-0	0-0	0	0	0	0	1	0	0	1	4	0	0	7
12	Jenna Dick	g	0-1	0-1	0-0	0	0	2	2	0	0	0	0	0	0	0	22
21	Nya Mitchels	g	1-2	0-0	1-4	0	0	2	2	1	3	0	4	1	0	0	12
22	Tyler Jackson	g	2-6	1-4	3-4	0	0	1	1	3	8	0	1	0	0	0	16
31	Emilia Axelsson	g	0-2	0-1	1-2	0	0	0	0	1	1	0	1	0	0	0	9
33	Marissa Escamilla	g	1-8	0-1	2-4	1	1	2	5	4	0	2	2	0	0	0	19
41	Hannah Matthews	g	0-0	0-0	0-0	0	0	0	0	0	0	0	0	0	0	0	2
Team								3	4	7			2				
Totals			11-49	2-15	9-16	7	24	31	24	33	3	23	6	5	6		200
1st - FG %:		4-16	25.0%	2nd: 3-10	30.0%	3rd: 0-12	0.0%	4th: 4-11	36.4%	Game: 11-49	22.4%	Deadball					
3FG %:		0-3	0.0%	1-2	50.0%	0-5	0.0%	1-5	20.0%	2-15	13.3%	Rebounds					
FT %:		0-0	0.0%	1-4	25.0%	5-8	62.5%	3-4	75.0%	9-16	56.3%	5					

Arkansas 85 • 1-0,0-0 SEC

#	Player	Total			3-Ptr			Rebounds			PF	TP	A	TO	Blk	Stl	Min
		FG-FGA	FG-FGA	FT-FTA	FG-FGA	FG-FGA	FT-FTA	Off	Def	Tot							
04	Erynn Barnum	f	3-7	0-0	6-8	2	4	6	2	12	2	0	1	3	0	0	20
13	Sasha Goforth	g	3-8	0-4	2-4	2	3	5	1	8	2	0	1	0	0	0	23
23	Amber Ramirez	g	0-4	0-3	0-0	1	3	4	0	0	2	0	0	0	0	0	23
24	Jersey Wolfenbarger	g	4-10	1-5	1-4	0	5	5	4	10	0	1	1	1	1	0	22
43	Makayla Daniels	g	5-11	1-4	4-5	3	3	6	1	15	1	2	1	2	2	0	21
01	Marquesha Davis	g	2-5	0-0	1-2	0	4	4	2	5	1	1	0	1	0	0	12
02	Samara Spencer	g	5-6	2-2	0-2	0	3	3	3	12	2	2	0	1	0	1	17
03	Elauana Eaton	g	2-4	2-4	5-5	0	2	2	2	11	0	1	0	1	0	1	16
11	Rylee Langerman	g	1-2	0-0	0-0	2	0	2	0	2	3	1	0	0	0	0	12
15	Ashlyn Sage	g	2-2	2-2	0-0	0	0	0	0	6	0	1	0	1	1	0	9
22	Avery Hughes	g	0-1	0-0	0-0	0	0	0	0	0	1	0	0	0	0	0	3
25	Destinee Oberg	g	0-0	0-0	0-0	0	3	3	1	0	0	0	0	0	0	0	7
55	Emrie Ellis	g	2-2	0-0	0-0	1	1	2	3	4	0	1	2	0	0	0	15
Team								3	2	5							
Totals			29-62	8-24	19-30	14	33	47	19	85	14	11	5	10			200
1st - FG %:		6-16	37.5%	2nd: 7-14	50.0%	3rd: 10-18	55.6%	4th: 6-14	42.9%	Game: 29-62	46.8%	Deadball					
3FG %:		3-9	33.3%	1-6	16.7%	0-6	0.0%	1-3	33.3%	9-24	33.3%	Rebounds					
FT %:		5-8	62.5%	6-11	54.5%	4-6	66.7%	4-5	80.0%	19-30	63.3%	6					

Officials: Kaz Beverly,Eric Baker,Cameron Inouye
Technical fouls: Tarleton St.-None, Arkansas-None.
Attendance: 2614
2021-22 Women's Basketball. Round: 0. Arkansas vs Tarleton St.. Played at Bud

Score by periods	1st	2nd	3rd	4th	Total
Tarleton St.	8	8	5	12	33
Arkansas	20	21	27	17	85

Official Basketball Box Score -- Game Totals -- Final Statistics
Arkansas vs UConn
11/14/21 1:00 pm at Mansfield, CT

Arkansas 80 • 2-1,0-0 SEC

#	Player	Total			3-Ptr			Rebounds			PF	TP	A	TO	Blk	Stl	Min
		FG-FGA	FG-FGA	FT-FTA	FG-FGA	FG-FGA	FT-FTA	Off	Def	Tot							
01	Marquesha Davis	f	2-4	0-0	1-1	1	1	2	3	5	1	0	0	1	0	1	17
04	Erynn Barnum	g	4-12	0-4	8-10	4	4	8	0	16	2	1	1	0	0	0	28
13	Sasha Goforth	g	6-17	0-2	5-5	3	2	5	1	17	1	2	1	0	0	0	31
23	Amber Ramirez	g	8-17	3-6	1-2	0	2	2	2	20	2	0	1	0	0	0	29
43	Makayla Daniels	g	2-11	1-5	0-1	2	4	6	4	5	3	2	0	0	0	0	28
02	Samara Spencer	g	3-6	0-1	2-2	0	0	0	1	8	2	1	0	1	0	1	17
03	Elauana Eaton	g	1-2	1-2	0-0	0	0	0	1	3	0	0	0	0	1	0	16
11	Rylee Langerman	g	0-0	0-0	0-0	0	0	0	4	0	0	0	0	0	0	0	6
24	Jersey Wolfenbarger	g	0-1	0-1	0-0	0	4	4	2	0	0	1	1	1	1	0	15
55	Emrie Ellis	g	3-5	0-1	0-0	0	4	4	3	6	0	2	0	0	0	0	13
Team								5	1	6							
Totals			29-75	5-22	17-21	15	22	37	21	80	11	9	4	4			200
1st - FG %:		6-23	26.1%	2nd: 8-20	40.0%	3rd: 9-16	56.3%	4th: 6-18	33.3%	Game: 29-75	38.7%	Deadball					
3FG %:		1-8	12.5%	2-7	28.6%	3-9	33.3%	1-4	25.0%	5-22	22.7%	Rebounds					
FT %:		3-3	100.0%	5-7	71.4%	4-5	80.0%	5-6	83.3%	17-21	81.0%	1					

UConn 95 • 1-0,0-0 Big East

#	Player	Total			3-Ptr			Rebounds			PF	TP	A	TO	Blk	Stl	Min
		FG-FGA	FG-FGA	FT-FTA	FG-FGA	FG-FGA	FT-FTA	Off	Def	Tot							
03	Aaliyah Edwards	f	4-7	1-1	0-0	0	4	4	4	9	3	1	0	0	0	0	17
20	Olivia Nelson-Ododa	f	4-6	0-0	1-1	1	7	8	4	9	2	3	3	1	0	0	20
05	Paige Bueckers	g	15-19	0-1	4-5	0	6	6	2	34	4	0	2	2	2	0	40
13	Christyn Williams	g	6-12	0-2	6-11	3	1	4	3	18	3	1	0	1	1	0	36
22	Evina Westbrook	g	4-7	3-5	4-4	1	7	8	1	15	5	2	0	2	0	0	38
10	Nika Muhl	g	0-3	0-3	0-2	0	1	1	2	0	2	0	0	0	0	0	14
14	Dorka Juhasz	g	1-4	0-2	1-2	0	3	3	2	3	1	1	0	1	1	0	12
33	Caroline Ducharme	g	0-0	0-0	0-0	0	0	0	1	0	0	1	0	0	0	0	4
35	Azzi Fudd	g	3-7	1-4	0-0	0	3	3	0	7	0	1	1	1	1	0	19
Team								2	1	3			1				
Totals			37-65	5-18	16-25	7	33	40	19	95	20	11	6	8			200
1st - FG %:		10-16	62.5%	2nd: 10-17	58.8%	3rd: 9-17	52.9%	4th: 8-15	53.3%	Game: 37-65	56.9%	Deadball					
3FG %:		2-3	66.7%	0-3	0.0%	0-3	0.0%	0-5	0.0%	5-18	27.8%	Rebounds					
FT %:		2-6	33.3%	5-7	71.4%	3-6	50.0%	4-6	66.7%	16-25	64.0%	8					

Officials: John Capolino,Rod Creech,Fatou Cissoko-Stephens
Technical fouls: Arkansas-None, UConn-None.
Attendance: 9359
2021-22 Women's Basketball. Round: 0. Arkansas vs UConn. Played at Harry A. Ga

Score by periods	1st	2nd	3rd	4th	Total
Arkansas	16	23	23	18	80
UConn	24	25	26	20	95

Official Basketball Box Score -- Game Totals -- Final Statistics
Ark.-Pine Bluff vs Arkansas
11/12/21 12:00 pm at Fayetteville, AR

Ark.-Pine Bluff 53 • 0-2,0-0 SWAC

#	Player	Total			3-Ptr			Rebounds			PF	TP	A	TO	Blk	Stl	Min
		FG-FTA	FG-FGA	FT-FTA	Off	Def	Tot										
23	Khadijah Brown	f	3-7	0-0	1-2	1	4	5	5	7	0	3	0	0	0	15	
01	Tyeshia Juhan	g	1-8	1-3	4-4	6	2	8	2	7	1	2	0	1	20	0	
03	Joyce Kennerson	g	2-9	1-2	4-7	0	7	7	3	9	0	3	0	0	0	29	
22	ShCoriya Orr	g	0-3	0-1	0-0	0	1	1	0	0	1	3	0	1	1	16	
02	Bryana Gafford	g	1-5	0-1	0-0	0	0	0	2	2	0	1	1	0	15	0	
27	Bryce Hudson	g	5-12	0-2	5-8	0	6	6	1	15	0	1	0	0	0	28	
04	Kourtney Rittenberry	g	1-1	0-0	0-0	0	0	0	2	2	0	1	0	0	0	3	
05	Shekinah Rachel	g	2-5	1-2	0-0	0	6	6	2	5	0	1	0	0	0	19	
12	Marquita Cotten	0	0-0	0-0	0-0	0	0	0	0	0	0	1	0	0	0	3	
20	Timiya Guevara	0	0-2	0-0	0-0	1	1	2	2	0	0	3	0	1	0	20	
25	Kaila Walker	1	1-4	0-1	0-0	1	1	2	2	2	1	1	0	0	0	13	
32	Stephanie Okowi	0	0-1	0-0	2-2	1	1	2	2	2	0	1	0	0	0	4	
40	Morgan Christian	0	0-1	0-1	0-0	0	0	0	1	0	1	0	0	0	0	4	
54	Maya Peat	0	0-5	0-2	2-2	1	2	3	3	2	0	2	0	0	0	11	
	Team					6	3	9				1					
Totals			16-64	3-15	18-25	17	34	51	27	53	4	24	0	3		200	
1st - FG %:		5-19	26.3%	2nd: 2-14	14.3%	3rd: 2-18	11.1%	4th: 7-13	53.8%	Game:		16-64	25.0%	Deadball			
3FG %:		1-5	20.0%	0-2	0.0%	1-1	50.0%	3-5	60.0%			3-15	20.0%	Rebounds		5.2	
FT %:		2-2	100.0%	5-8	62.5%	5-8	62.5%	6-7	85.7%			18-25	72.0%				
Total Points: 95 - 200 - 105																	



Official Basketball Box Score -- Game Totals -- Final Statistics
SMU vs Arkansas
11/22/21 7:00 pm at Fayetteville, AR



SMU 58 • 2-2,0-0 AAC

#	Player	Total		3-Ptr	Rebounds			PF	TP	A	TO	Blk	Stl	Min
		FG-FGA	FG-FGA	FT-FTA	Off	Def	Tot							
12	Savannah Wilkinson	f	10-17	0-2	0-1	1	9	10	3	20	1	3	1	35
44	Danielle Sanderlin	f	0-3	0-0	0-0	1	5	6	2	0	0	0	1	14
05	Sydne Wiggins	g	4-8	3-4	0-0	1	2	3	5	11	2	5	0	26
10	Jasmine Smith	g	2-8	0-4	0-1	0	4	4	3	4	4	2	1	29
13	Reagan Bradley	g	1-4	0-2	2-2	1	3	4	4	4	3	3	0	35
00	Tamia Jones		0-0	0-0	0-0	1	0	1	0	0	0	0	0	0+
02	Keyanna Warthen		0-0	0-0	0-0	1	3	4	1	0	2	2	0	7
14	Paige Bayliss		1-3	0-1	5-6	1	4	5	2	7	0	0	1	16
24	JaQuia White		0-1	0-0	0-0	1	1	2	4	0	0	1	0	15
32	Kayla White		5-14	0-1	2-4	0	0	0	3	12	0	0	0	23
	Team					1	0	1						
Totals			23-58	3-14	9-14	9	31	40	27	58	12	16	3	200
1st - FG %:		5-13	38.5%	2nd: 2-15	13.3%	3rd: 8-14	57.1%	4th: 8-16	50.0%	Game: 23-58		39.7%	Deadball	
3FG %:		0-2	0.0%	0-3	0.0%	2-3	66.7%	1-6	16.7%	3-14		21.4%	Rebounds	
FT %:		2-2	100.0%	7-8	87.5%	0-1	0.0%	0-3	0.0%	9-14		64.3%	1	

Arkansas 65 • 4-1,0-0 SEC

#	Player	Total		3-Ptr	Rebounds			PF	TP	A	TO	Blk	Stl	Min
		FG-FGA	FG-FGA	FT-FTA	Off	Def	Tot							
04	Erynn Barnum	f	8-16	1-3	1-4	4	5	9	1	18	0	2	0	30
11	Rylee Langerman	g	0-0	0-0	0-0	0	4	4	3	0	0	1	0	24
13	Sasha Goforth	g	3-12	0-1	2-10	5	3	8	1	8	2	1	1	33
23	Amber Ramirez	g	4-12	2-8	1-2	0	2	2	3	11	2	0	0	30
43	Makayla Daniels	g	6-10	0-3	4-5	0	7	7	4	16	2	0	0	23
01	Marquesha Davis		0-0	0-0	1-2	0	0	0	1	1	0	0	0	3
02	Samara Spencer		2-6	1-2	1-2	1	2	3	1	6	2	1	0	28
03	Elaina Eaton		0-1	0-1	0-0	0	0	0	1	0	0	0	0	12
24	Jersey Wolfenbarger		1-3	0-0	0-0	1	0	1	1	2	0	2	0	1
55	Emrie Ellis		1-4	0-2	1-2	0	1	1	2	3	1	1	0	11
	Team					2	3	5						
Totals			25-64	4-20	11-27	13	27	40	18	65	9	8	1	200
1st - FG %:		8-21	38.1%	2nd: 4-13	30.8%	3rd: 6-18	33.3%	4th: 7-12	58.3%	Game: 25-64		39.1%	Deadball	
3FG %:		1-6	16.7%	1-5	20.0%	0-5	0.0%	2-4	50.0%	4-20		20.0%	Rebounds	
FT %:		0-0	0.0%	4-12	33.3%	4-5	80.0%	3-10	30.0%	11-27		40.7%	11,3	

Officials: Angel Kent,Brian Garland,Roy Gulbeyan

Technical fouls: SMU-None. Arkansas-None.

Attendance: 3060

2021-22 Women's Basketball. Round: 0. Arkansas vs SMU. Played at Bud Walton Ar

Score by periods	1st	2nd	3rd	4th	Total
SMU	12	11	18	17	58
Arkansas	17	13	16	19	65