



RAZORBACKS

Mario Bravante | Associate Director of Communications
E: bravante@uark.edu | Arkansas Razorbacks.com

2021-22 WOMEN'S BASKETBALL

SCHEDULE

Date	Opponent	Time	TV/RESULT
Nov. 5	UAFA (Exh.)	6 p.m.	W, 114-55
Nov. 10	Tarleton State	7 p.m.	W, 85-33
Nov. 12	UAPB	12 p.m.	SECN+
Nov. 14	@ UConn	12 p.m.	SNY
Nov. 19	@ Arkansas State	7 p.m.	-
Nov. 22	SMU	7 p.m.	SECN+
Nov. 27	Sam Houston	2 p.m.	SECN+
Nov. 28	Belmont	7 p.m.	SECN+
Dec. 2	@ UCF	5 p.m.	ESPN+
Dec. 5	Cal	1 p.m.	SECN+
Dec. 9	Jackson State	7 p.m.	SECN+
Dec. 12	Little Rock	4 p.m.	SEC Network
Dec. 18	Central Arkansas!	1 p.m.	-
Dec. 21	Creighton	1 p.m.	SECN+
Dec. 30	@ Ole Miss*	6 p.m.	SECN+
Jan. 2	Tennessee*	12 p.m.	SECN/ESPN2
Jan. 6	@ Vanderbilt*	7:30 p.m.	SEC Network
Jan. 9	Missouri	2 p.m.	SECN+
Jan. 16	South Carolina*	2 p.m.	SECN/ESPN2
Jan. 20	@ Alabama*	8 p.m.	SEC Network
Jan. 23	Mississippi State*	3 p.m.	SEC Network
Jan. 27	LSU*	7:30 p.m.	SEC Network
Jan. 31	@ Tennessee*	6 p.m.	SEC Network
Feb. 3	@ Texas A&M*	8 p.m.	SEC Network
Feb. 10	Auburn*	7 p.m.	SECN+
Feb. 13	@ Missouri*	2 p.m.	SECN+
Feb. 17	@ Florida*	5 p.m.	SECN+
Feb. 20	Kentucky*	1 p.m.	SEC Network
Feb. 24	Georgia*	7 p.m.	SECN+
Feb. 27	@ Mississippi State*	5 p.m.	SEC Network

! - at Simmons Bank Arena

* - SEC Contest | @ SEC Tournament | All Times CT

FOLLOW, WATCH & LISTEN



@RAZORBACKWBB

Broadcast: SECN+

PxP: Brett Dolan

Analyst: Matt Zimmerman

Razorback Sports Network from IMG (Radio)

Phil Elson - <http://143.223.155.160/audio>
Fayetteville - KQSM-FM-92.1 /// KYNG-AM - 1590*
Fort Smith - KFPW-AM-1230 /// KHGG-AM-1580*
Rogers - KURM-AM-790 /// FM-100.3

2 ARKANSAS VS. ARKANSAS-PINE BLUFF | NOVEMBER 12 | SECN+

SERIES	ARKANSAS (1-0, 0-0)	UAPB (0-1, 0-0)
Overall	1-0	PTS / GAME ----- 85.0
Fayetteville	1-0	PTS ALLOWED / GAME ----- 33.0
Away	0-0	FG ----- .468
Neutral	0-0	FG DEFENSE ----- .224
Last W, 86-52, 12/21/20		3-PT FG ----- .333
		3-PT FG DEFENSE ----- .133
		REB / GAME ----- 47.0
		REB ALLOWED / GAME ----- 31.0
		LEADING SCORER ----- Daniels, 15.0
		LEADING REBOUNDER --- Barnum, 6.0
		LEADER IN ASSISTS - Langerman, 3.0
		HEAD COACH ----- Mike Neighbors
		ARKANSAS RECORD ----- 79-50 (5)
		CAREER RECORD ----- 177-91 (9)
		UAPB (0-1, 0-0)
		PTS / GAME ----- 60.0
		PTS ALLOWED / GAME ----- 65.0
		FG ----- .441
		FG DEFENSE ----- .500
		3-PT FG ----- .333
		3-PT FG DEFENSE ----- .435
		REB / GAME ----- 34.0
		REB ALLOWED / GAME ----- 28.0
		LEADING SCORER ----- Brown, 25.0
		LEADING REBOUNDER --- Brown, 13.0
		LEADER IN ASSISTS -- Kennerson, 5.0
		HEAD COACH ----- Dawn Thornton
		SCHOOL RECORD ----- 10-41 (3)
		CAREER RECORD ----- 10-41 (3)



NEIGHBORHOOD WATCH

- With three of five starters gone, including two top-15 WNBA Draft picks, Arkansas Women's Basketball will have a different look than years past.
- Despite the roster turnover, the Hogs are receiving votes in the AP Poll and have been picked to finish sixth in the loaded Southeastern Conference.
- The new faces will get a lot of attention, but the returners for the Hogs will play a huge role in determining the success of the new season.
- That starts with Amber Ramirez and Makayla Daniels, the two returning starters.
- The often unheralded Daniels is coming off a season in which she averaged 11.6 points and 2.2 assists, often asked to initiate the offense while guarding the other team's best perimeter player.
- Ramirez, meanwhile, continued her sharpshooting ways last season, averaging 13.5 points per game on a league-best 43.5 percent from beyond the arc.
- Erynn Barnum and Marquesha Davis will also look to make an impact in their expanded roles.
- Barnum, who was a scoring menace off the bench last season, will look to hold it down on the block following the departure of Taylah Thomas.
- Davis, meanwhile, flashed plenty last season, playing her best ball against the best, making huge contributions against both UConn and Baylor.

FIVE STARS AROUND

- The 2021 Incoming Class is arguably the greatest ever assembled for the program.
- Jersey Wolfenbarger, the No. 7 overall player and top-rated wing in the 2021 Hoopgurlz Recruiting Rankings, is set to debut on the Hill this fall.
- Fellow McDonald's All-American Maryam Dauda, who was flipped from Baylor this spring, will serve as the Hogs anchor down low for years to come. She is rehabbing an ACL injury.
- Both Sasha Goforth and Elauna Eaton will have four years of eligibility at Arkansas due to COVID-19. Goforth, a former McDonald's All-American, returns to Fayetteville after a year at Oregon State. Eaton, meanwhile, comes back off rehabbing an ACL injury of her own.



2021-22 ROSTER @RAZORBACKWBB

NUMERICAL

NO.	NAME	POS	HT	CL	HOMETOWN/PREVIOUS SCHOOL	TWITTER
1	Marquesha Davis	F	6-0	Jr	McGehee, Ark./Springdale HS	@MarqueshaDavis
2	Samara Spencer	G	5-7	Fr	Fort Lauderdale, Fla./St. Thomas Aquinas HS	@samaraaspen
3	Elauna Eaton	G	6-0	RFr	Helena, Ark./Nettleton HS	@ElaunaEaton23
4	Erynn Barnum	F	6-2	RJr	Little Rock, Ark./LR Central HS	@erynnbee_
11	Rylee Langerman	G	5-9	So	Norman, Okla./Christian Heritage HS	@rylang2
13	Sasha Goforth	G	6-1	So	Fayetteville, Ark./Fayetteville HS/Oregon State	@goforthsasha
15	Ashlyn Sage	G	6-2	Fr	Weatherford, Okla./Weatherford HS	@AshlynSage15
22	Avery Hughes	G	5-7	Jr	Bentonville, Ark./Bentonville HS	@averyhughes00
23	Amber Ramirez	G	5-9	RSr*	San Antonio, Texas/Wagner HS/TCU	@yungram_
24	Jersey Wolfenbarger	G/F	6-5	Fr	Fort Smith, Ark./Northside HS	@JerseyWolf4
25	Destinee Oberg	C	6-3	Jr	Burnsville, Minn./John F. Kennedy HS	@Destineeoberg
30	Maryam Dauda	F	6-4	Fr	Bentonville, Ark./Bentonville HS	@Maryamdauda30
43	Makayla Daniels	G	5-8	Jr	Frederick, Md./Frederick HS	@MakaylaDaniels5
55	Emrie Ellis	F	6-3	Fr	Vanoss, Okla./Vanoss HS	@EllisEmrie

Title	Name	Year	Alma Mater
Head Coach	Mike Neighbors	5th Season	Arkansas, 1993
Associate Head Coach	Todd Schaefer	5th Season	Thomas More College, 1995
Assistant Coach	Pauline Love	5th Season	Southern Miss, 2010
Assistant Coach	Lacey Goldwire	3rd Season	Washington, 2017
Director of Operations	Amber Shirey	34th Season	Arkansas, 1992
Special Assistant to the HC	Jeff Brazil	15th Season	Arkansas, 2010
Dir. of Student-Athlete Devel.	C'eira Ricketts	5th Season	Arkansas, 2015

ELIGIBILITY

Seniors (1)	Juniors (5)	Sophomores (2)	Freshmen (6)
Amber Ramirez	Erynn Barnum	Sasha Goforth	Maryam Dauda
	Makayla Daniels	Rylee Langerman	Elauna Eaton
	Marquesha Davis		Emrie Ellis
	Avery Hughes		Ashlyn Sage
	Destinee Oberg		Samara Spencer
			Jersey Wolfenbarger

ALPHABETICAL

NO.	NAME	POS	HT	CL	HOMETOWN/PREVIOUS SCHOOL
4	Erynn Barnum	F	6-2	RJr	Little Rock, Ark./LR Central HS
43	Makayla Daniels	G	5-8	Jr	Frederick, Md./Frederick HS
30	Maryam Dauda	F	6-4	Fr	Bentonville, Ark./Bentonville HS
1	Marquesha Davis	G	6-0	Jr	McGehee, Ark./Springdale HS
3	Elauna Eaton	G	6-0	RFr	Helena, Ark./Nettleton HS
55	Emrie Ellis	F	6-3	Fr	Vanoss, Okla./Vanoss HS
13	Sasha Goforth	G	6-0	So	Fayetteville, Ark./Fayetteville HS
22	Avery Hughes	G	5-7	Jr	Bentonville, Ark./Bentonville HS
11	Rylee Langerman	G	5-9	So	Norman, Okla./Chirstian Heritage HS
25	Destinee Oberg	C	6-3	Jr	Burnsville, Minn./John F. Kennedy HS
23	Amber Ramirez	G	5-9	RSr*	San Antonio, Texas/Wagner HS/TCU
15	Ashlyn Sage	G	6-2	Fr	Weatherford, Okla./Weatherford HS
2	Samara Spencer	G	5-7	Fr	Fort Lauderdale, Fla./St. Thomas Aquinas HS
24	Jersey Wolfenbarger	G	6-5	Fr	Forth Smith, Ark./Northside HS

BY STATE

ARKANSAS	
Erynn Barnum	Little Rock
Maryam Dauda	Bentonville
Marquesha Davis	McGehee
Elauna Eaton	Helena
Sasha Goforth	Fayetteville
Avery Hughes	Bentonville
Jersey Wolfenbarger	Fort Smith
FLORIDA	
Samara Spencer	Fort Lauderdale
MARYLAND	
Makayla Daniels	Frederick
MINNESOTA	
Destinee Oberg	Burnsville
OKLAHOMA	
Emrie Ellis	Vanoss
Rylee Langerman	Norman
Ashlyn Sage	Weatherford
TEXAS	
Amber Ramirez	San Antonio

FA-NETIK

PRONUNCIATIONS

1	Mar-QWEE-Shuh
2	Suh-MARE-uh
30	DOW-duh
55	em-REE

SOUTHEASTERN CONFERENCE STANDINGS

	Conference				Overall					
	W-L	Pct.	H	A	W-L	Pct.	H	A	N	Strk
Alabama	0-0	.000	0-0	0-0	1-0	1.000	1-0	0-0	0-0	W1
Arkansas	0-0	.000	0-0	0-0	1-0	1.000	1-0	0-0	0-0	W1
Florida	0-0	.000	0-0	0-0	1-0	1.000	1-0	0-0	0-0	W1
Kentucky	0-0	.000	0-0	0-0	1-0	1.000	1-0	0-0	0-0	W1
LSU	0-0	.000	0-0	0-0	1-0	1.000	1-0	0-0	0-0	W1
Mississippi State	0-0	.000	0-0	0-0	1-0	1.000	1-0	0-0	0-0	W1
South Carolina	0-0	.000	0-0	0-0	1-0	1.000	0-0	1-0	0-0	W1
Tennessee	0-0	.000	0-0	0-0	1-0	1.000	1-0	0-0	0-0	W1
Texas A&M	0-0	.000	0-0	0-0	1-0	1.000	1-0	0-0	0-0	W1
Vanderbilt	0-0	.000	0-0	0-0	1-0	1.000	1-0	0-0	0-0	W1
Auburn	0-0	.000	0-0	0-0	0-0	.000	0-0	0-0	0-0	
Georgia	0-0	.000	0-0	0-0	0-0	.000	0-0	0-0	0-0	
Ole Miss	0-0	.000	0-0	0-0	0-0	.000	0-0	0-0	0-0	
Missouri	0-0	.000	0-0	0-0	0-0	.000	0-0	0-0	0-0	

2022 SEC Preseason
Media Poll

1. South Carolina
2. Tennessee
3. Texas A&M
4. Kentucky
5. Georgia
6. **Arkansas**
7. LSU
8. Ole Miss
9. Mississippi State
10. Alabama
11. Missouri
12. Florida
13. Auburn
14. Vanderbilt

2022 SEC Preseason
Coaches' Poll

1. South Carolina
2. Texas A&M
3. Tennessee
4. Georgia
5. Kentucky
6. Ole Miss
7. **Arkansas**
8. LSU
9. Mississippi State
10. Missouri
11. Florida
12. Alabama
13. Auburn
14. Vanderbilt

A STRONG DEFENSIVE START

- Despite being known for their offensive prowess and pace, the 2021-22 Hogs have shown signs of being a much improved defensive team.
- The Hogs held Tarleton State to just 33 points in the season opener, as the Texans shot just 22 percent from the field.
- That's the first time the Hogs have held an opponent to under 35 points since 2014 (W, Northwestern State, 78-30, 11/23/14).
- The Texans shot the ball even worse on the perimeter, as the Hogs' length held the Texans to just 13 percent from deep.
- Arkansas also put its new size to good use, dominating the battle on the boards, 47-31.
- That was the most rebounds for Arkansas since the season opener last year against Oral Roberts (11/25/20).

SOME SIGNATURE WINS

- Arkansas picked up arguably the two most impressive wins of the 2020-21 college basketball season.
- The Hogs first took down then-No. 5 Baylor, 83-78, followed by stunning 11-time National Champion UConn, 90-87.
- The Razorbacks' win over the Lady Bears was the first top-five win for Arkansas since 2003 (W, 82-72, No. 2 LSU, 1-19-03).
- The Hogs' win over Baylor was the program's first win over a defending National Champion since 1996 (W, 77-75, No. 6 Tennessee, 12-29-96).
- Neighbors' offense, which is built to give the Hogs a puncher's chance against anyone, delivered a knockout against UConn: Arkansas' 90 points scored was the most by any UConn opponent since 2001.
- The Hogs shot a blistering 52 percent against UConn, the highest FG percentage allowed by the Huskies since 2011.
- Arkansas also drew 23 fouls in the game, the most drawn against UConn since 2014.
- Only nine teams have beaten UConn since 2012: Arizona, Baylor, Louisville, Mississippi State, Notre Dame, Oregon, South Carolina, Stanford, and Arkansas.

LAST TIME OUT

- Arkansas Women's Basketball won its season opener on Wednesday night inside Bud Walton Arena, as the Hogs dominated Tarleton State, 85-33.
- Makayla Daniels led the charge, going for 15 points to lead all scorers. Daniels also got it done the boards, pulling down six rebounds, which was tied for the team lead.
- Erynn Barnum and Samara Spencer had 12 points each, while Elauna Eaton and Jersey Wolfenbarger also got into double figures, going for 11 and 10 points, respectfully.
- Arkansas got out of the gate fast in this one, going on a quick 14-0 run in the first quarter to blow it open early.
- Daniels had four points during the run, and fellow junior Marquesha Davis came in and provided a quick spark with four points of her own.
- The Hogs ended the quarter up 20-8, and didn't look back from there. Arkansas' lead would balloon to as many 53.
- Barnum and Daniels each pulled down six rebounds, tying for the team lead.
- Barnum also nabbed three steals.
- Eaton shined in her collegiate debut, going for 11 points in just 15 minutes off the bench.
- Spencer was also a sparkplug, hitting five of her six shots en route to a double-digit scoring outing in her collegiate debut.
- Freshman Emrie Ellis showed well in her debut, as well, going for a team-high two blocks to go along with four points.

HOGS STAYING HOME

ERYNN BARNUM
RJR. | F | LITTLE ROCK, ARKANSAS

MARQUESHA DAVIS
JR. | G | MCGEEHEE, ARKANSAS

AVERY HUGHES
JR. | G | BENTONVILLE, ARKANSAS

ELAUNA EATON
RFR. | G | HELENA, ARKANSAS

SASHA GOFORTH
SO. | G | FAYETTEVILLE, ARKANSAS

JERSEY WOLFENBARGER
FR. | G/F | FORT SMITH, ARKANSAS

MARYAM DAUDA
FR. | F | BENTONVILLE, ARKANSAS

→ Erynn Barnum, now a redshirt junior, is the oldest of the Arkansas bunch. After an extremely successful season coming off the bench, she is poised to breakout.

→ Junior Marquesha Davis, like Barnum, is poised to have a much larger role this season as well. The McGehee, Ark. native showed how good she could be in Arkansas' monster wins over both Baylor and UConn. She put up eight points, four rebounds and four steals against Baylor, while going for seven points, three boards and several huge stops against Paige Bueckers in the win over the Huskies.

→ Junior Avery Hughes of Bentonville, who was the first walk-on of the Neighbors era at Arkansas, was recently put on scholarship.

→ Coming off an ACL tear, reshirt freshman Elauna Eaton is set to make her debut for Neighbors & Co. in 2021-22. The scoring guard was highly touted out of Nettleton High School, ranked as a five-star player and as the No. 37 player in the class of 2020.

→ Transferring in this season, sophomore, and former McDonald's All-American, Sasha Goforth retruns home to Fayetteville and will make an immediate impact. The All-Freshman Pac-12 player brings her versatile game to Arkansas, and will be immediately eligible.

→ Freshman Jersey Wolfenbarger arrives on the Hill as perhaps the most highly touted player in the program's history. The 6-5 wing ranked No. 7 in the 2021 Hoopgurlz rankings was the Arkansas Gatorade Player of the Year twice in a row, and earned a spot on the gold medal winning U19 FIBA World Cup squad.

→ Not far behind her, though, is fellow freshman Maryam Dauda. Dauda, like Wolfenbarger was a McDonald's All-American and Jordan Brand Classic Invitee. Dauda is currently rehabing a torn ACL.



THE SPLASH SISTER

→ Now entering her third season at Arkansas, Amber Ramirez will start the 2021-22 season as the leader of the Razorbacks.

→ The Splash Sister is up to the task – Ramirez finished the season last year averaging 13.5 points per game on 43 percent shooting.

→ The coaches in the league took notice, as Ramirez was named to the Preseason All-SEC Second Team.

→ The honor was the first from the league office in her career, and she was the only Hog to be placed on either of the preseason teams.

→ Ramirez was often at her best when the stakes were their highest. Her best showings of the 2020-21 season came in the Hogs' two biggest games, as she was instrumental in the Razorbacks' signature wins over Baylor and UConn.

→ In the Baylor win, Ramirez went for 23 points, 16 of which came in the second half.

→ Against UConn, the Splash Sister was at it again, going for 22 points, hitting five of her 10 three-point attempts.

MONEY MAK

→ Junior guard Makayla Daniels is set for an expanded role in her third season on the Hill.

→ Daniels has yet to miss a start since arriving in Fayetteville – she's started 60 straight games.

→ She continued her ascent in her sophomore season, averaging 11.6 points, 3.0 rebounds, 2.2 assists and 1.5 steals per game.

→ Daniels, despite being only 5-8, was asked to guard the best guards and wings in the league, including strong showings against Rhyne Howard and Aijha Blackwell, who are both at least five inches taller than her.

→ In her signature performance of the year, Daniels brought the Hogs back on the road at Auburn, scoring nine straight points with under five minutes to go to help the Hogs secure the win.

→ She also dropped 16 points in the near upset of Texas A&M at home last season.

DEPTH ON DEPTH ON DEPTH

→ A year after playing a shorter rotation, Coach Neighbors will have plenty of chess pieces to use during the 2021-22 season.

→ Makayla Daniels and Amber Ramirez will retain their starting spots, but from there, the depth chart becomes very competitive.

→ The guard rotation will be good for the Hogs once again, as Elauna Eaton, Rylee Langerman and Samara Spencer will all have an opportunity to secure playing time.

→ Eaton, the former five-star recruit, will make her debut after missing last season with an ACL injury. The Helena, Ark. native brings good size

WHAT'S HE SAYIN'?

Trying to figure out what Coach Neighbors is saying on the bench? Don't worry – he has a language all his own.

Coach Neighbors plays Positionless Basketball. Instead of having guards, forwards and centers, he has Rabbits, Rackers, Locks and Dragons.



Rabbits run the floor and look to score quickly with a layup.



Rackers bring the ball up the floor, and are trying to get to the rack.



Locks, generally good three-point shooters, are trying to win the race to the corners.



The Dragon is the last player down the court, dragging behind the others.

to the position, and is an electrifying scorer with good playmaking chops.

→ Langerman, meanwhile, brings a rugged presence to the backcourt, as she will rebound and defend with the best guards in the league this season.

→ The only guard on the team that can match Daniels' speed, Spencer's ability to get to the cup could see her in the rotation as a freshman.

→ On the wing, the Hogs are stacked: Sasha Goforth, Marquesha Davis and Jersey Wolfenbarger will all vie for serious minutes.

→ Goforth brings extreme versatility – she can score, defend on and off the ball, rebound, facilitate and block shots – and experience, as she was an All-Freshman selection at Oregon State last season.

→ Davis flashed frequently during her sophomore season, showing herself to be a capable scorer and a lockdown wing defender.

→ Wolfenbarger, meanwhile, is one of the more unique players in the country already. At 6-5, she's as big as most post players, but brings guard skills along with that size.

→ Down low, Erynn Barnum has a hold on the starting spot. She is an explosive scorer with an unorthodox game. She can also block shots.

→ Emrie Ellis, meanwhile, is a great playmaker and shooter as a big.

→ The wild card of the group is Maryam Dauda – the McDonald's All-American is a menacing presence down low, standing 6-4. She can do it all – shoot, run the floor and block and alter shots of those that come into the lane.

OUR RECORD WHEN ...

Overall	1-0
Home / Away / Neutral	1-0/0-0/0-0
SEC	0-0
Home / Away	0-0/0-0
White Uniforms	1-0
Cardinal Uniforms	0-0
Anthracite Uniforms	0-0

LEADS/QUARTERS/HALFTIME/OT

Leading after the 1st quarter	1-0
Leading after the 2nd quarter/Half	1-0
Leading after the 3rd quarter	1-0
Leading at the half, home	1-0
Leading at the half, road/neutral	0-0
Tied at the half, home	0-0
Tied at the half, road/neutral	0-0
Games decided by 5 points or fewer	0-0
Games decided by 10 points or fewer	0-0
Leading with 5:00 left	1-0
Leading with 2:00 left	1-0
Overtime games	0-0

OFFENSE

Scoring less than 70 points	0-0
Scoring 70-79 points	0-0
Scoring 80-89 points	1-0
Scoring 90-99 points	0-0
Scoring 100+ points	0-0
2 Players Or Less in Double Figures	0-0
3 Players in Double Figures	0-0
4 Players in Double Figures	0-0
5 Players in Double Figures	0-0
5+ Players in Double Figures	1-0
When shooting 50 percent or higher	0-0
When shooting less than 50 percent	1-0

REBOUNDING/TURNOVERS

When outrebounding opponent	1-0
When outrebounded	0-0
When rebounds are even	0-0
When grabbing 10+ offensive reb	1-0
When forcing 15+ turnovers	1-0
When committing less than 15 turnovers	1-0
When committing 15+ turnovers	0-0

Top Scorers (Includes Ties)

Daniels	TSU
---------------	-----

Top Rebounders (Includes Ties)

Daniels	TSU
Barnum	TSU

Months

November	1-0
----------------	-----

THE BACKCOURT

MAKAYLA DANIELS AMBER RAMIREZ

SECOND TEAM



25.1 COMBINED PPG
LAST SEASON

121-297 3PT-3PA
LAST SEASON

77 THREES MADE - 11TH IN
NCAA/SECOND IN SEC

44 THREES MADE
NINTH IN SEC

43.5 PERCENT 3FG
FIRST IN SEC (MIN 50 FGM)

41 STEALS
8TH IN SEC



OFFENSE

Scored 110+-----	110, vs. Providence (11-16-98)
Scored 100+ points at home -----	105, vs. UCA (12-13-20)
Scored 100+ points on the road -----	108, at Ole Miss (2-16-20) 108, Baylor (3-6-91)
Scored 90-99 points -----	94, Alabama (2-28-21)
Scored 90+ points at home -----	94, Alabama (2-28-21)
Scored 90+ points on the road -----	96, No. 12 Maryland (11-29-20)
Scored 80-89 points -----	85, Tarleton State (11-10-21)
Scored 80-89 points at home -----	85, Tarleton State (11-10-21)
Scored 80-89 points on the road -----	85, at Mizzou (2-4-21)
Was held to 50-59-----	55, vs. Georgia (1-23-20)
Was held to 49-40-----	42 at No. 9 South Carolina (1-25-18)
Was held to 39-20-----	34, at LSU, 2-7-19
Was held to 20 or less -----	N/A
Made 40+ field goals -----	40, vs. UCA (12-13-20)
Made 30-39 field goals -----	31, Alabama (2-28-21)
Made 17+ three-point field goals -----	19, Alabama (2-28-21)
Made 10+ three-point field goals -----	10, at Auburn (2-25-21)
Did not make 3-pointer (since 1986)-----	0-10, at LSU, 2-7-19
Made 30 free throws -----	30 (30-39), No. 4 Baylor (12-6-20)
Made 25 free throws -----	25 (25-33), Ole Miss (2-19-21)
Shot 50-59 or better -----	56.3, Ole Miss (2-19-21)
Shot 60 or better -----	.644 (38-59) at Ole Miss (2-16-20)
Held to less than 30 -----	26.5 (13-49), at LSU, 2-7-19
Held to less than 20 -----	.182 (10-55) vs. No. 6/7 Tennessee (1-8-12; L, 38-69)
Had 20 or more assists in a game -----	22, vs. UCA (12-13-20)

DEFENSE

Allowed 100 points-----	104, at No. 4 South Carolina
Allowed 80-99 points-----	80, No. 24 Mississippi State (2-11-21)
Allowed 70-79 points-----	76, Alabama (2-28-21)
Held opponent to 40-49 points -----	47, at SMU (12-9-20)
Held opponent to 39-30 -----	33, Tarleton State, (11-10-21)
Held an SEC opponent under 50 points in 3 cons. games -----	47, Auburn (1-29-15)
-----	W, 52-47; 42, Alabama (2-1-15, W, 53-42); #24/21 Georgia (2-9-15, W, 54-48)
Held opponent to 29 points or less -----	23, Binghamton, 11-30-13
Held an opponent under 15 points in a half -----	12, vs. UCA (12-13-20)
Held an opponent to 2 points in a quarter -----	2, vs. UCA (12-13-20)
Held opponent under 15 field goals -----	14, Houston Baptist, 12-28-16
Held opponent to less than 30 percent shooting -----	22.4 (11-49), Tarleton State (11-10-21)
Held opponent to less than 20 percent shooting -----	19.7 (13-66), vs. Northwestern State (12-15-19)
Held opponent under 15 percent from 3-point -----	13.3, Tarleton State (11-10-21)
Opponent did not make a 3-pointer -----	0, Tulsa (12-11-19)
Had 70+ rebounds -----	74, Mississippi Valley State (11-24-89)
Had 60-69 rebounds -----	64, Prairie View A&M (12-16-18)
Had 50-59 rebounds -----	53, Oral Roberts (11-25-20)
Had five or more blocked shots in a game -----	5, Tarleton State (11-10-21)
Had 20 or more steals in a game -----	20, ORU (11-13-13)
Had 15 or more steals in a game -----	18, vs. UT Martin (12-29-19)
Forced 20-25 Turnovers in a game -----	23, vs. Tarleton State (11-10-21)
Forced 25+ Turnovers in a game -----	29, Oral Roberts (11-25-20)

OTHER

Won an overtime game -----	85-81, at Missouri, (2-2-20)
Lost an overtime game -----	Florida (71-66), 1-28-16
Won a double overtime game -----	73-72, vs. Florida (1-29-12)
Lost a double overtime game -----	N/A
Won a triple overtime game -----	91-80 Win in 3OT, 2-10-13, at Alabama
Played consecutive OT games -----	1-24-16 at Auburn (lost); 1-28-16 vs Florida (lost)
Won regular season tournament -----	Bahamas Hoopfest (Nassau, Bahamas, Nov. 29-28, 2019)
Defeated ranked team -----	vs. No. 24 Mississippi State (2-11-21)
Defeated a ranked team on the road ---	57-53, at #19/18 LSU, 2-23-14; 77-76, #17/16 Iowa (Las Vegas), 12-18-14
All-time SEC win streak -----	8 games (1-15-12: Auburn through 2-15-12: at Auburn)
All-time SEC home win streak -----	5 games (1-15-12: Auburn -- 2-9-12: S. Carolina)
-----	5 games (1-14-21: Florida -- 2-28-21: Alabama)

A RAZORBACK PLAYER ...

Scored 20-24 points -----	22, Chelsea Dungee, Ole Miss (3-4-21)
Scored 25-29 points -----	29, Destiny Slocum, at LSU (2-21-21)
Scored 30+ points -----	35, Amber Ramirez, Alabama (2-28-21)
Scored 40+ points -----	41, Chelsea Dungee vs Auburn, 2-10-19
Scored 20+ points 10 times in a season -----	Chelsea Dungee (20x 2018-19)
-----	Chelsea Dungee (11x 2019-20)
-----	Chelsea Dungee (17x 2020-21)
Double figures in 15 cons games (Season) -----	Jessica Jackson, 11/11/16, LSU 1-8-17
-----	Chelsea Dungee, 26 games, (2018-19 & 2019-20)
-----	Chelsea Dungee, 31 games, (2019-20 & 2020-21)
Five players scored double figures in 1 game -----	Tarleton State (11-10-21)
-----	Daniels 15, Barnum 12, Spencer 12, Eaton 11, Wolfenbarger 10
Five Starters In Double Figures -----	FGCU, 11-28-20
-----	Dungee 25, Daniels 15, Ramirez 12, Slocum 12, Thomas 11
Seven players scored in double figures in 1 game -----	vs. Northwestern State, 11-9-18
-----	(Tolfree, Gauden, Monk, Thomas, Doumbia, Dungee, Williams)
Made 10+ field goals in a game -----	12, Amber Ramirez, Alabama (2-28-21)
Attempted 20+ field goals in a game -----	24, Chelsea Dungee, Ole Miss (3-4-21)
Made 10 free throws in a game -----	14, Chelsea Dungee, Ole Miss (2-19-21)
Made 7 or more 3-pt FG in a game -----	8, Amber Ramirez, Alabama (2-28-21)
Attempted 10 or more 3-pt FG in a game -----	11, Chelsea Dungee, Ole Miss (3-4-21)
Had 10-14 rebounds -----	10, Taylah Thomas, at No.22 Georgia (1-25-21)
Had 15-19 rebounds -----	21, Taylah Thomas, New Orleans, 11-8-19
Had 20+ rebounds -----	21, Taylah Thomas, New Orleans, 11-8-19
Had 10 offensive reb - Records go back to 05-06 -----	11, Melissa Wolff
-----	vs. New Orleans (1-30-15)
Had 10+ defensive reb - Records go back to 05-06 -----	10, Rokia Doumbia, (Tulsa) 12-11-19
Had 10+ assists -----	10, Destiny Slocum, at Mizzou (2-4-21)
Had 10+ assists in cons games -----	Jailyn Mason (11 vs. HBU, 12-28-16 and 10 at Ole
-----	Miss, 1-1-17), Calli Berna (11 vs. No. 10/8 KY 2/7/13 and 11 at UA 2/10/13)
Had 5+ blocks in a game -----	5, Taylah Thomas, at Mizzou (2-4-21)
Had 9+ blocks in a game -----	9, Robyn Irwin vs. SMSU, 12-19-88 (school record)
Had 5 or more steals in a game -----	5, Chelsea Dungee, @ Tennessee (1-7-21)
Had a double-double -----	22 Points, 10 Assists, Destiny Slocum, at Mizzou (2-4-21)
Had a double-double in two cons games -----	Taylah Thomas, New Orleans & McNeese State, 11-8/11-11-19
-----	10 & 21/11 & 11
Had two players record a double-double -----	Kiara Williams (12 pts/16 reb) &
-----	Malica Monk (10 pts/10 reb.), Grambling State, 12-28-17
Had seven double-doubles in a season -----	Devin Cosper, 2017-18
-----	(SHSU, ORU, NMSU, Char., Tulsa, OM, AL)
Had 10+ double-doubles in a season -----	2006-07, Lauren Ervin (14)
Had a triple-double -----	14 pts, 13 reb, 12 asts, C'eira Ricketts vs. Auburn (1-18-09)

MORE ABOUT MIKE

Hometown: Greenwood, Ark. (Greenwood HS)
 Family: Daughter Abby; Sons Alec, Bowen and Barrett
 Alma Mater: Arkansas, 1993

NEIGHBORS BY THE NUMBERS

- 177 Wins (177-91, 8 seasons)
- 5 Players drafted in the WNBA (HC)
- 14 Signed McDonalds' All-Americans
- 8 Years as a head coach
- 7 Postseason appearances
- 1 Final Four appearance

LEARN MORE



Sign up for Mike Neighbors' news-letter and listen to his podcasts at CoachNeighbors.com

NABES FAVES

TOP 10 MOVIES

1. A Few Good Men
2. The Hunt For Red October
3. The Silence Of The Lambs
4. Hoosiers
5. Moneyball
6. Pretty Woman
7. Top Gun
8. JFK
9. The Lion King
10. Purple Rain

See the entire list here: <http://imdb.to/2royaO0>

TOP 10 SONGS

1. Sweet Child O' Mine (Guns N' Roses)
2. You Shook Me All Night Long (AC/DC)
3. Man In The Mirror (Michael Jackson)
4. Amarillo By Morning (George Strait)
5. Jessie's Girl (Rick Springfield)
6. Hysteria (Def Leppard)
7. Fishin' In The Dark (Nitty Gritty Dirt Band)
8. The Ballad of Curtis Loew (Lynyrd Skynyrd)
9. Wanted Dead Or Alive (Bon Jovi)
10. Let's Go Crazy (Prince)

TOP 10 TV SHOWS

1. West Wing (first three seasons)
2. Ted Lasso
3. The Wire
4. Breaking Bad
5. Seinfeld
6. The Newsroom
7. Prison Break
8. Arrested Development
9. Game of Thrones.
10. The Goldbergs



MIKE NEIGHBORS

THE MOST INTERESTING COACH IN COLLEGE BASKETBALL

Fifth Season | Career Record: 177-91 (8) | Arkansas Record: 79-50 (4)

Four years after his return to his alma mater, Mike Neighbors has transformed Arkansas into a nationally recognized women's basketball program. During his time back home, Neighbors has guided his Hogs to the best four-year period of sustained success in program history. The proof of his success, and the success of his system, lies in the numbers - Neighbors has accumulated 176 wins during his eight seasons as a head coach, one of only two NCAA Division I Head Coaches to do so in eight or fewer seasons.

Entering his fifth season on the bench for Arkansas, Neighbors is coming off a historic campaign unlike any other. Under his watchful eye, the Hogs have been transformed into a winner in the Southeastern Conference. His 2020-21 team helped cement that, as the Razorbacks finished 9-6 in the league, the first time in program history with back-to-back winning seasons since joining the SEC back in 1991. Neighbors' 2020-21 squad was also at its best when the competition was at its most fierce - his most recent team became the first Razorback squad to beat two top-five teams in the same season, as Arkansas beat both No. 4 Baylor and No. 3 UConn this past season. Their win against Baylor was the first top-five win for the program since 2003, and its first win against a defending national champion since 1996. Neighbors' Hogs accomplished all this in the midst of the COVID-19 pandemic, and during the regular season, played in 26 games, the most in the NCAA. That was not by accident - Neighbors and his staff went the extra mile in how they traveled, practiced and managed their team on gameday. The season culminated with the program's first trip to the NCAA Tournament since 2015, and if not for the COVID-19 pandemic, it would have been the first back-to-back appearances for the program since the 2002 and 2003 NCAA Tournaments.

TIMELINE

- Bentonville HS Head Coach 1994-98
- Cabot HS Head Coach 1998-99
- Arkansas Director of Ops 1999-01
- Tulsa Univ. Assistant Coach 2001-05
- Univ. of Colorado Assistant Coach 2005-06
- Univ. of Arkansas Assistant Coach 2006-07
- Xavier Assistant Coach 2007-2011
- Univ. of Washington Assistant Coach 2011-13
- Univ. of Washington Head Coach 2013-17
- Univ. of Arkansas Head Coach 2017-present

COACHING DEVELOPMENT

Coach	w/Nabes	Now
Chantel Osahor	'20, '21	AC Oklahoma
Fred Castro	'14, '15, '16	HC Eastern Michigan
Adia Barnes	'14, '15	HC Arizona
Adam Call	'14	AC George Washington
Morgan Valley	'16	AC Arizona
Todd Schaefer	'16-'21	AHC Arkansas
Devin Cosper	'18 (As Player)	Ops Presbyterian

COACHING HISTORY

Year	Overall	Pac-12	Finish
2013-14	20-14 (.588)	10-8 (.556)	6
2014-15	23-10 (.697)	11-7 (.611)	5
2015-16	26-11 (.703)	11-7 (.611)	5
2016-17	29-6 (.829)	15-3 (.833)	T-2
UW	98-41 (.705)	47-25 (.662)	

Year	Overall	SEC	Finish
2017-18	13-18 (.419)	3-13 (.188)	T-11
2018-19	22-15 (.611)	6-10 (.375)	10
2019-20	24-8 (.750)	10-6 (.625)	T3
2020-21	19-9 (.679)	9-6 (.600)	T5
2021-22	1-0 (.000)	0-0 (.000)	
Ark	79-50 (.609)	28-36 (.438)	

Totals 177-91 (.659) 75-60 (.556) 8 yrs

PLAYER DEVELOPMENT

YEAR	UNIVERSITY	PLAYER	ROUND	OVERALL	TEAM NOTE
2021	Arkansas	Chelsea Dungee	1	5	Dallas Wings ! @
2021	Arkansas	Destiny Slocum	2	14	Las Vegas Aces ! @
2021	Arizona	Aari McDonald	1	3	Atlanta Dream @
2017	Washington	Kelsey Plum	1	1	San Antonio Stars ! @
	Washington	Chantel Osahor	2	21	Chicago Sky ! @
2016	Washington	Talia Walton	3	29	Los Angeles Sparks ! @
2011	Xavier	Amber Harris	1	4	Minnesota Lynx #
	Xavier	Ta'Shia Phillips	1	8	Atlanta Dream #
	TAMU/UAFA	Tanisha Smith	2	22	Seattle Storm #
	Colorado	Brittany Spears	2	19	Phoenix Mercury *
2009	Arkansas	Shameka Christon	1	5	New York Liberty \$
2008	Arkansas	Lauren Ervin	3	37	Connecticut Sun #
2006	Tulsa	Megan Moody	-	-	Houston Comets
					Free Agent #
2003	Tulsa	Allison Curtin	1	12	Houston Comets ! #
	Arkansas	Dana Cherry	2	23	Traded to Detroit Shock
					Charlotte Sting \$

*- Signed but did not coach

!- At the school when player was drafted

@- Worked with player as a head coach

#- Worked with player as an assistant coach


\$- Worked with player as other (GA, etc)

NABES VS. ARKANSAS HISTORY

Category	NABES	All Others In Program History
Winning Record In SEC Play	2 Seasons	2 Seasons
SEC Tourney Finals	1	0
Top 5 Wins	2	2
Weeks Ranked in AP Top 25	34	63
Top 15 WBNA Draft Picks	2	1
McDonald's AAs Signed	5	1
WBNA AAs	1	1

THE MOST INTERESTING MAN IN COLLEGE BASKETBALL

- Movies: His expansive movie collection includes digital, disk and VHS copies. Did you know he used to work at BlockBuster? On a related note, he also collects books that have been turned into movies.
- Baseballs autographed by movie stars: Ask him about this collection – talk about some good stories.
- Lunch Boxes: Coach collects tin lunch boxes that he carried to school and has them displayed in his home. His first lunch box had KISS on it.
- Hamilton: Nabes is a huge Hamilton fan, and routinely quotes the Broadway musical to players, fans and media alike.
- Athens City Champion: Coach stumbled upon a dart tournament while on a trip to Athens, Georgia. He joined in and was one of the two-man winning team.
- Ask him about shoes, music, movies, guitars, basketball nostalgia – just about anything!



NEIGHBORS VERSUS ...					
Abilene Christian	2	0	Grambling State	2	0
Alabama	4	1	Grand Canyon	1	0
Arizona State	2	6	Hartford	1	0
Arizona	6	0	Hawai'i	1	0
Auburn	5	1	Houston	2	0
Baylor	1	0	Idaho	1	0
Belmont	1	0	Iowa State	0	1
Boise State	1	0	Jackson State	1	0
BYU	1	0	Kansas	0	1
California	4	4	Kansas State	1	0
Central Arkansas	1	0	Kentucky	2	4
Charlotte	1	0	Little Rock	2	0
Colorado State	1	0	Louisiana-Monroe	2	0
Colorado	9	0	LSU	2	2
Connecticut	1	0	McNeese State	1	0
CSUN	1	0	Maryland	1	1
DePaul	0	1	Miami	0	1
Eastern Washington	1	0	Mississippi State	1	5
Florida State	1	0	Missouri	5	4
Florida	3	2	Montana State	2	0
FGCU	1	0	Nebraska	1	1
Fordham	1	0	New Mexico State	1	0
Fresno State	2	0	New Orleans	1	0
Furman	1	0	Northwestern State	2	0
Georgia	1	5	Notre Dame	0	1
			Oklahoma	1	2
			Ole Miss	5	1
			Oral Roberts	4	0
			Oregon State	1	6
			Oregon	5	3
			Pennsylvania	1	0
			Pittsburgh	1	1
			Portland	3	1
			Prairie View A&M	1	0
			Saint Mary's	0	1
			Sam Houston State	1	0
			Samford	1	0
			San Diego State	2	0
			San Diego	1	0
			Santa Clara	1	0
			Savannah State	1	0
			Seattle	4	0
			SMU	1	0
			South Carolina	1	6
			South Dakota	2	0
			Stanford	3	5
			Stony Brook	1	0
			Syracuse	0	2
			Tarleton State	1	0
			TCU	0	1
			Tennessee	2	2
			Tennessee Martin	1	0
			Tennessee State	1	0
			Tennessee Tech	1	0
			Texas A&M	3	7
			Texas Tech	1	0
			Tulsa	3	0
			UAB	1	0
			UAPB	1	0
			UC Irvine	1	0
			UC Riverside	2	0
			UCLA	4	2
			USC	6	0
			Utah	7	3
			UT-Arlington	2	0
			UTEP	0	2
			Vanderbilt	3	1
			Wake Forest	1	0
			Washington State	5	3
			Weber State	1	0
			Wisconsin	3	0
			Wright State	0	1
			Yale	1	0
			TOTALS	177	91



@RazorbackWBB STATISTICS
Arkansas Combined Team Statistics (as of Nov 10, 2021)
All games



RECORD:	OVERALL	HOME	AWAY	NEUTRAL
ALL GAMES	1-0	1-0	0-0	0-0
CONFERENCE	0-0	0-0	0-0	0-0
NON-CONFERENCE	1-0	1-0	0-0	0-0

##	Player	gp-gs	min	avg	Total		3-Point		F-Throw		Rebounds				pf		a	to	blk	stl	pts	avg
					fg-fga	fg%	3fg-fga	3fg%	ft-fa	ft%	off	def	tot	avg	pf	dq						
43	Makayla Daniels	1-1	21	21.0	5-11	.455	1-4	.250	4-5	.800	3	3	6	6.0	1	0	1	2	1	2	15	15.0
04	Erynn Barnum	1-1	20	20.0	3-7	.429	0-0	.000	6-8	.750	2	4	6	6.0	2	0	2	0	1	3	12	12.0
02	Samara Spencer	1-0	17	17.0	5-6	.833	2-2	1.000	0-2	.000	0	3	3	3.0	3	0	2	2	0	1	12	12.0
03	Elauna Eaton	1-0	16	16.0	2-4	.500	2-4	.500	5-5	1.000	0	2	2	2.0	2	0	0	1	0	1	11	11.0
24	Jersey Wolfenbarger	1-1	22	22.0	4-10	.400	1-5	.200	1-4	.250	0	5	5	5.0	4	0	0	1	1	1	10	10.0
13	Sasha Goforth	1-1	23	23.0	3-8	.375	0-4	.000	2-4	.500	2	3	5	5.0	1	0	2	1	0	0	8	8.0
15	Ashlyn Sage	1-0	9	9.0	2-2	1.000	2-2	1.000	0-0	.000	0	0	0	0.0	0	0	0	1	0	1	6	6.0
01	Marquesha Davis	1-0	12	12.0	2-5	.400	0-0	.000	1-2	.500	0	4	4	4.0	2	0	1	1	0	1	5	5.0
55	Emrie Ellis	1-0	15	15.0	2-2	1.000	0-0	.000	0-0	.000	1	1	2	2.0	3	0	0	1	2	0	4	4.0
11	Rylee Langerman	1-0	12	12.0	1-2	.500	0-0	.000	0-0	.000	2	0	2	2.0	0	0	3	1	0	0	2	2.0
25	Destinee Oberg	1-0	7	7.0	0-0	.000	0-0	.000	0-0	.000	0	3	3	3.0	1	0	0	0	0	0	0	0.0
23	Amber Ramirez	1-1	23	23.0	0-4	.000	0-3	.000	0-0	.000	1	3	4	4.0	0	0	2	0	0	0	0	0.0
22	Avery Hughes	1-0	3	3.0	0-1	.000	0-0	.000	0-0	.000	0	0	0	0.0	0	0	1	0	0	0	0	0.0
Team											3	2	5									
Total.....		1	200		29-62	.468	8-24	.333	19-30	.633	14	33	47	47.0	19	0	14	11	5	10	85	85.0
Opponents.....		1	200		11-49	.224	2-15	.133	9-16	.563	7	24	31	31.0	24	1	3	23	6	5	33	33.0

TEAM STATISTICS	ARK	OPP
SCORING	85	33
Points per game	85.0	33.0
Scoring margin	+52.0	-
FIELD GOALS-ATT	29-62	11-49
Field goal pct	.468	.224
3 POINT FG-ATT	8-24	2-15
3-point FG pct	.333	.133
3-pt FG made per game	8.0	2.0
FREE THROWS-ATT	19-30	9-16
Free throw pct	.633	.563
F-Throws made per game	19.0	9.0
REBOUNDS	47	31
Rebounds per game	47.0	31.0
Rebounding margin	+16.0	-
ASSISTS	14	3
Assists per game	14.0	3.0
TURNOVERS	11	23
Turnovers per game	11.0	23.0
Turnover margin	+12.0	-
Assist/turnover ratio	1.3	0.1
STEALS	10	5
Steals per game	10.0	5.0
BLOCKS	5	6
Blocks per game	5.0	6.0
ATTENDANCE	2614	0
Home games-Avg/Game	1-2614	0-0
Neutral site-Avg/Game	-	0-0

Date	Opponent	Score	Att.
11/10/21	TARLETON ST.	w 85-33	2614

* - Conference game

Score by Periods	1st	2nd	3rd	4th	Totals
Arkansas	20	21	27	17	85
Opponents	8	8	5	12	33



@RazorbackWBB STATISTICS
Arkansas Team Game-by-Game (as of Nov 11, 2021)
All games



TEAM STATISTICS

Opponent	Date	Score		Total		3-Pointers		Free throws		Rebounds				pf	a	t/o	blk	stl	pts	avg
				fg-fga	pct	3fg-fga	pct	ft-fta	pct	off	def	tot	avg							
TARLETON ST.	11/10/21	85-33	W	29-62	.468	8-24	.333	19-30	.633	14	33	47	47.0	19	14	11	5	10	85	85.0
Arkansas		85		29-62	.468	8-24	.333	19-30	.633	14	33	47	47.0	19	14	11	5	10	85	85.0
Opponents		33		11-49	.224	2-15	.133	9-16	.563	7	24	31	31.0	24	3	23	6	5	33	33.0

Games played: 1
Points/game: 85.0
FG Pct: 46.8
3FG Pct: 33.3
FT Pct: 63.3

Rebounds/game: 47.0
Assists/game: 14.0
Turnovers/game: 11.0
Assist/turnover ratio: 1.3
Steals/game: 10.0
Blocks/game: 5.0



@RazorbackWBB STATISTICS
Arkansas Category Leaders (as of Nov 11, 2021)
All games



Points	G	Pts	Pts/G
Makayla Daniels	1	15	15.0
Erynn Barnum	1	12	12.0
Samara Spencer	1	12	12.0
Elauna Eaton	1	11	11.0
Jersey Wolfenbarger	1	10	10.0
Sasha Goforth	1	8	8.0
Ashlyn Sage	1	6	6.0
Marquesha Davis	1	5	5.0
Emrie Ellis	1	4	4.0
Rylee Langerman	1	2	2.0

FG Percentage	FG	Att	Pct
Emrie Ellis	2	2	1.000
Ashlyn Sage	2	2	1.000
Samara Spencer	5	6	.833
Rylee Langerman	1	2	.500
Elauna Eaton	2	4	.500
Makayla Daniels	5	11	.455
Erynn Barnum	3	7	.429
Jersey Wolfenbarger	4	10	.400
Marquesha Davis	2	5	.400
Sasha Goforth	3	8	.375
Avery Hughes	0	1	.000
Amber Ramirez	0	4	.000

3-Point Percentage	3FG	Att	Pct
Ashlyn Sage	2	2	1.000
Samara Spencer	2	2	1.000
Elauna Eaton	2	4	.500
Makayla Daniels	1	4	.250
Jersey Wolfenbarger	1	5	.200
Sasha Goforth	0	4	.000
Amber Ramirez	0	3	.000

Free Throw Percent	FG	Att	Pct
Elauna Eaton	5	5	1.000
Makayla Daniels	4	5	.800
Erynn Barnum	6	8	.750
Sasha Goforth	2	4	.500
Marquesha Davis	1	2	.500
Jersey Wolfenbarger	1	4	.250
Samara Spencer	0	2	.000

Scoring Average	G	Pts	Avg/G
Makayla Daniels	1	15	15.0
Erynn Barnum	1	12	12.0
Samara Spencer	1	12	12.0
Elauna Eaton	1	11	11.0
Jersey Wolfenbarger	1	10	10.0
Sasha Goforth	1	8	8.0
Ashlyn Sage	1	6	6.0
Marquesha Davis	1	5	5.0
Emrie Ellis	1	4	4.0
Rylee Langerman	1	2	2.0
Avery Hughes	1	0	0.0
Amber Ramirez	1	0	0.0
Destinee Oberg	1	0	0.0

Field Goal Attempts	G	Att	Att/G
Makayla Daniels	1	11	11.0
Jersey Wolfenbarger	1	10	10.0
Sasha Goforth	1	8	8.0
Erynn Barnum	1	7	7.0
Samara Spencer	1	6	6.0

Field Goals Made	G	Made	Made/G
Samara Spencer	1	5	5.0
Makayla Daniels	1	5	5.0
Jersey Wolfenbarger	1	4	4.0
Erynn Barnum	1	3	3.0
Sasha Goforth	1	3	3.0

3-Point FG Attempts	G	Att	Att/G
Jersey Wolfenbarger	1	5	5.0
Sasha Goforth	1	4	4.0
Makayla Daniels	1	4	4.0
Elauna Eaton	1	4	4.0
Amber Ramirez	1	3	3.0

3-Point FG Made	G	Made	Made/G
Elauna Eaton	1	2	2.0
Samara Spencer	1	2	2.0
Ashlyn Sage	1	2	2.0
Jersey Wolfenbarger	1	1	1.0
Makayla Daniels	1	1	1.0

Free Throw Attempts	G	Att	Att/G
Erynn Barnum	1	8	8.0
Elauna Eaton	1	5	5.0
Makayla Daniels	1	5	5.0
Jersey Wolfenbarger	1	4	4.0
Sasha Goforth	1	4	4.0

Free Throws Made	G	Made	Made/G
Erynn Barnum	1	6	6.0
Elauna Eaton	1	5	5.0
Makayla Daniels	1	4	4.0
Sasha Goforth	1	2	2.0
Marquesha Davis	1	1	1.0
Jersey Wolfenbarger	1	1	1.0



@RazorbackWBB STATISTICS
Arkansas Category Leaders (as of Nov 11, 2021)
All games



Rebounds	G	Reb	Reb/G
Erynn Barnum	1	6	6.0
Makayla Daniels	1	6	6.0
Jersey Wolfenbarger	1	5	5.0
Sasha Goforth	1	5	5.0
Marquesha Davis	1	4	4.0
Amber Ramirez	1	4	4.0

Rebound Average	G	Reb	Avg/G
Erynn Barnum	1	6	6.0
Makayla Daniels	1	6	6.0
Jersey Wolfenbarger	1	5	5.0
Sasha Goforth	1	5	5.0
Marquesha Davis	1	4	4.0
Amber Ramirez	1	4	4.0

Offensive Rebounds	G	No.	Avg/G
Makayla Daniels	1	3	3.0
Rylee Langerman	1	2	2.0
Sasha Goforth	1	2	2.0
Erynn Barnum	1	2	2.0
Amber Ramirez	1	1	1.0
Emrie Ellis	1	1	1.0

Defensive Rebounds	G	No.	Avg/G
Jersey Wolfenbarger	1	5	5.0
Marquesha Davis	1	4	4.0
Erynn Barnum	1	4	4.0
Sasha Goforth	1	3	3.0
Amber Ramirez	1	3	3.0
Destinee Oberg	1	3	3.0
Samara Spencer	1	3	3.0
Makayla Daniels	1	3	3.0

Fouls	G	No.	Per/G
Jersey Wolfenbarger	1	4	4.0
Emrie Ellis	1	3	3.0
Samara Spencer	1	3	3.0
Erynn Barnum	1	2	2.0
Elauna Eaton	1	2	2.0
Marquesha Davis	1	2	2.0

Foulouts	G	No.
-----------------	----------	------------

Assists	G	No.	Ast/G
Rylee Langerman	1	3	3.0
Samara Spencer	1	2	2.0
Sasha Goforth	1	2	2.0
Amber Ramirez	1	2	2.0
Erynn Barnum	1	2	2.0

Steals	G	No.	Stl/G
Erynn Barnum	1	3	3.0
Makayla Daniels	1	2	2.0
Jersey Wolfenbarger	1	1	1.0
Ashlyn Sage	1	1	1.0
Marquesha Davis	1	1	1.0
Samara Spencer	1	1	1.0
Elauna Eaton	1	1	1.0

Blocked Shots	G	No.	Blk/G
Emrie Ellis	1	2	2.0
Erynn Barnum	1	1	1.0
Makayla Daniels	1	1	1.0
Jersey Wolfenbarger	1	1	1.0

Minutes	G	No.	Min/G
Sasha Goforth	1	23	23.0
Amber Ramirez	1	23	23.0
Jersey Wolfenbarger	1	22	22.0
Makayla Daniels	1	21	21.0
Erynn Barnum	1	20	20.0

Turnovers	G	No.	TO/G
Makayla Daniels	1	2	2.0
Samara Spencer	1	2	2.0
Ashlyn Sage	1	1	1.0
Rylee Langerman	1	1	1.0
Marquesha Davis	1	1	1.0
Jersey Wolfenbarger	1	1	1.0
Sasha Goforth	1	1	1.0
Emrie Ellis	1	1	1.0
Elauna Eaton	1	1	1.0



@RazorbackWBB STATISTICS
Arkansas Points-Rebounds-Assists (as of Nov 11, 2021)
All games



Opponent	Date	Score		01 DAVIS,MARQ	02 SPENCER,SA	03 EATON,ELAU	04 BARNUM,ERY	11 LANGERMAN,	13 GOFORTH,SA	15 SAGE,ASHLY
TARLETON ST.	11/10/21	85-33	w	5-4-1	12-3-2	11-2-0	12-6-2	2-2-3	8-5-2	6-0-0

Opponent	Date	Score		22 HUGHES,AVE	23 RAMIREZ,AM	24 WOLFENBARG	25 OBERG,DEST	43 DANIELS,MA	55 ELLIS,EMRI
TARLETON ST.	11/10/21	85-33	w	0-0-1	0-4-2	10-5-0	0-3-0	15-6-1	4-2-0



@RazorbackWBB STATISTICS
Arkansas Player High/Low Analysis (as of Nov 11, 2021)
All games



Arkansas - INDIVIDUAL GAME HIGHS

Points	15		Makayla Daniels vs Tarleton St. (11/10/21)
	12		Samara Spencer vs Tarleton St. (11/10/21)
	12		Erynn Barnum vs Tarleton St. (11/10/21)
	11		Elauna Eaton vs Tarleton St. (11/10/21)
	10		Jersey Wolfenbarger vs Tarleton St. (11/10/21)
Field Goals Made	5		Samara Spencer vs Tarleton St. (11/10/21)
	5		Makayla Daniels vs Tarleton St. (11/10/21)
Field Goal Att.	11		Makayla Daniels vs Tarleton St. (11/10/21)
	10		Jersey Wolfenbarger vs Tarleton St. (11/10/21)
FG Pct (min 5 made)	.833	(5-6)	Samara Spencer vs Tarleton St. (11/10/21)
	.455	(5-11)	Makayla Daniels vs Tarleton St. (11/10/21)
3-Point FG Made	2		Samara Spencer vs Tarleton St. (11/10/21)
	2		Ashlyn Sage vs Tarleton St. (11/10/21)
	2		Elauna Eaton vs Tarleton St. (11/10/21)
3-Point FG Att.	5		Jersey Wolfenbarger vs Tarleton St. (11/10/21)
	4		Sasha Goforth vs Tarleton St. (11/10/21)
	4		Makayla Daniels vs Tarleton St. (11/10/21)
	4		Elauna Eaton vs Tarleton St. (11/10/21)
3-Pt FG Pct (min 2 made)	1.000	(2-2)	Ashlyn Sage vs Tarleton St. (11/10/21)
	1.000	(2-2)	Samara Spencer vs Tarleton St. (11/10/21)
Free Throws Made	6		Erynn Barnum vs Tarleton St. (11/10/21)
	5		Elauna Eaton vs Tarleton St. (11/10/21)
Free Throw Att.	8		Erynn Barnum vs Tarleton St. (11/10/21)
	5		Makayla Daniels vs Tarleton St. (11/10/21)
	5		Elauna Eaton vs Tarleton St. (11/10/21)
FT Pct (min 3 made)	1.000	(5-5)	Elauna Eaton vs Tarleton St. (11/10/21)
	.800	(4-5)	Makayla Daniels vs Tarleton St. (11/10/21)
Rebounds	6		Makayla Daniels vs Tarleton St. (11/10/21)
	6		Erynn Barnum vs Tarleton St. (11/10/21)
Assists	3		Rylee Langerman vs Tarleton St. (11/10/21)
	2		Samara Spencer vs Tarleton St. (11/10/21)
	2		Erynn Barnum vs Tarleton St. (11/10/21)
	2		Sasha Goforth vs Tarleton St. (11/10/21)
	2		Amber Ramirez vs Tarleton St. (11/10/21)
Steals	3		Erynn Barnum vs Tarleton St. (11/10/21)
	2		Makayla Daniels vs Tarleton St. (11/10/21)
Blocked Shots	2		Emrie Ellis vs Tarleton St. (11/10/21)
	1		Jersey Wolfenbarger vs Tarleton St. (11/10/21)
	1		Erynn Barnum vs Tarleton St. (11/10/21)
	1		Makayla Daniels vs Tarleton St. (11/10/21)
Turnovers	2		Samara Spencer vs Tarleton St. (11/10/21)
	2		Makayla Daniels vs Tarleton St. (11/10/21)
Fouls	4		Jersey Wolfenbarger vs Tarleton St. (11/10/21)
	3		Samara Spencer vs Tarleton St. (11/10/21)
	3		Emrie Ellis vs Tarleton St. (11/10/21)
Minutes	23		Amber Ramirez vs Tarleton St. (11/10/21)
	23		Sasha Goforth vs Tarleton St. (11/10/21)
	22		Jersey Wolfenbarger vs Tarleton St. (11/10/21)
	21		Makayla Daniels vs Tarleton St. (11/10/21)
	20		Erynn Barnum vs Tarleton St. (11/10/21)



| Marquesha Davis | Jr. | 6-0 | G | McGehee, Ark. (Springdale HS)

SEASON HIGHS

Points	5	Tarleton	11-10-21
FG Made	2	Tarleton	11-10-21
FG Att.	5	Tarleton	11-10-21
3FG Made	N/A		
3FG Att.	N/A		
FT Made	1	Tarleton	11-10-21
FT Att.	2	Tarleton	11-10-21
Off. Reb.	N/A		
Def. Reb.	4	Tarleton	11-10-21
Rebounds	4	Tarleton	11-10-21
Assists	1	Tarleton	11-10-21
Blocks	2	Tarleton	11-10-21
Steals	1	Tarleton	11-10-21
Minutes	12	Tarleton	11-10-21

CAREER HIGHS

Points	15	UAPB	12-21-20*
FG Made	6	UAPB	12-21-20*
FG Att.	13	UAPB	12-21-20
3FG Made	1	No.3 UConn	1-28-21*
3FG Att.	4	UAPB	12-21-20
FT Made	3	Ole Miss	2-19-21*
FT Att.	6	Oral Roberts	11-25-20
Off. Reb.	4	Oral Roberts	11-25-20
Def. Reb.	7	Oral Roberts	11-25-20
Rebounds	11	Oral Roberts	11-25-20
Assists	3	@ Little Rock	12-20-20
Blocks	2	UAPB	12-21-20*
Steals	5	Oral Roberts	11-25-20
Minutes	26	UAPB	12-21-20*
Most Recent*			

NOTES

- Became part of Arkansas' rotation during her sophomore season
- Averaged 4.6 points, 2.1 rebounds, 0.4 assists, 0.8 steals, 12.1 minutes per game
- Scored in double-figures four times, including a career-high 15 points twice (Maryland/UAPB)
- Was huge in the Baylor win, scoring eight points, snaring four rebounds and nabbing four steals
- Was also critical in beating UConn, going for seven points, three rebounds, and several big stops against freshman phenom Paige Bueckers late in that game
- Nabbed multiple steals in four games, including a career-high five against ORU in the opener
- Had a double-double (11 points, 11 rebounds) against the Golden Eagles.

Opponent	Date	gs	min	Total		3-Pointers		Free throws		Rebounds				pf	a	t/o	blk	stl	pts	avg
				fg-fga	pct	3fg-fga	pct	ft-fa	pct	off	def	tot	avg							
TARLETON ST.	11/10/21	12		2-5	.400	0-0	.000	1-2	.500	0	4	4	4.0	2	1	1	0	1	5	5.0
Totals		0	12	2-5	.400	0-0	.000	1-2	.500	0	4	4	4.0	2	1	1	0	1	5	5.0

Games played: 1
Minutes/game: 12.0
Points/game: 5.0
FG Pct: 40.0
FT Pct: 50.0

Rebounds/game: 4.0
Assists/game: 1.0
Turnovers/game: 1.0
Assist/turnover ratio: 1.0
Steals/game: 1.0

SEASON | CAREER SUPERLATIVES

Stat	'19-20	'20-21	'21-22	Career
Double Figure Pts	-	4	-	4
Double Figure Rebs	-	1	-	1
Double-Doubles	-	1	-	1
5 + Assists	-	-	-	-
5 + Blocks	-	-	-	-
5 + Steals	-	1	-	1
Led Team in Pts	-	-	-	-
Led Team in Reb	-	-	-	-
20 + Points	-	-	-	-

CAREER STATISTICS

Season	gp-gs		min/avg	fg-fga		pct	fg-fga		pct	ft-fa		pct	Rebounds				Scoring							
	off	def		tot	avg		pf	fo		ast	to		blk	stl	pts	avg								
2019-20	18-0	152/8.4		16-45	.356		2-14	.143		11-24	.458		16	21	37	2.1	11	0	5	15	4	7	45	2.5
2020-21	26-0	314/12.1		43-95	.453		6-20	.300		27-36	.750		12	43	55	2.1	26	0	10	14	6	22	119	4.6
2021-22	1-0	12/12.0		2-5	.400		0-0	.000		1-2	.500		0	4	4	4.0	2	0	1	1	0	1	5	5.0
TOTAL	45-0	478/10.6		61-145	.421		8-34	.235		39-62	.629		28	68	96	2.1	39	0	16	30	10	30	169	3.8



2 Samara Spencer | Fr. | 5-7 | G | Fort Lauderdale, Fla. (St. Thomas Aquinas HS)

SEASON HIGHS

Points	12	Tarleton	11-10-21
FG Made	5	Tarleton	11-10-21
FG Att.	6	Tarleton	11-10-21
3FG Made	2	Tarleton	11-10-21
3FG Att.	2	Tarleton	11-10-21
FT Made	N/A		
FT Att.	2	Tarleton	11-10-21
Off. Reb.	N/A		
Def. Reb.	3	Tarleton	11-10-21
Rebounds	3	Tarleton	11-10-21
Assists	2	Tarleton	11-10-21
Blocks	N/A		
Steals	1	Tarleton	11-10-21
Minutes	17	Tarleton	11-10-21

CAREER HIGHS

(Same as Season Highs)

SEASON | CAREER SUPERLATIVES

Stat	'21-'22	Career
Double Figure Pts	1	1
Double Figure Rebs	-	-
Double-Doubles	-	-
5 + Assists	-	-
5 + Blocks	-	-
5 + Steals	-	-
Led Team in Pts	-	-
Led Team in Reb	-	-
20 + Points	-	-
30+ Points	-	-

NOTES

- No. 72 overall recruit according to Blue Star at the time of her signing
- Led St. Thomas Aquinas to a state title during her senior season
- Named Broward County's 7A-6A Player of the Year in 2021
- Dropped 24 points in the state semifinal and 17 points in the state title game
- Named to Broward County First Team as a junior
- Led the Raiders to the state title game during her sophomore season as well
- Prior to playing for St. Thomas Aquinas, helped lead Fort Myers to a state title during her freshman season as the sixth-woman.

Opponent	Date	gs	min	Total		3-Pointers		Free throws		Rebounds				pf	a	t/o	blk	stl	pts	avg
				fg-fga	pct	3fg-fga	pct	ft-fa	pct	off	def	tot	avg							
TARLETON ST.	11/10/21	17		5-6	.833	2-2	1.000	0-2	.000	0	3	3	3.0	3	2	2	0	1	12	12.0
Totals		0	17	5-6	.833	2-2	1.000	0-2	.000	0	3	3	3.0	3	2	2	0	1	12	12.0

Games played: 1
Minutes/game: 17.0
Points/game: 12.0
FG Pct: 83.3
3FG Pct: 100.0
FT Pct: 0.0

Rebounds/game: 3.0
Assists/game: 2.0
Turnovers/game: 2.0
Assist/turnover ratio: 1.0
Steals/game: 1.0

CAREER STATISTICS

CAREER STATISTICS			Total		3-Point		F-Throws		Rebounds										Scoring	
Season	gp-gs	min/avg	fg-fga	pct	fg-fga	pct	ft-fa	pct	off	def	tot	avg	pf	fo	ast	to	blk	stl	pts	avg
2021-22	1-0	17/17.0	5-6	.833	2-2	1.000	0-2	.000	0	3	3	3.0	3	0	2	2	0	1	12	12.0
TOTAL	1-0	17/17.0	5-6	.833	2-2	1.000	0-2	.000	0	3	3	3.0	3	0	2	2	0	1	12	12.0



3 Elauna Eaton | RFr. | 6-0 | G | Helena, Ark. (Nettleton HS)

SEASON HIGHS

Points	11	Tarleton	11-10-21
FG Made	2	Tarleton	11-10-21
FG Att.	4	Tarleton	11-10-21
3FG Made	2	Tarleton	11-10-21
3FG Att.	4	Tarleton	11-10-21
FT Made	5	Tarleton	11-10-21
FT Att.	5	Tarleton	11-10-21
Off. Reb.	N/A		
Def. Reb.	2	Tarleton	11-10-21
Rebounds	2	Tarleton	11-10-21
Assists	N/A		
Blocks	N/A		
Steals	1	Tarleton	11-10-21
Minutes	16	Tarleton	11-10-21

CAREER HIGHS

(Same as Season Highs)

NOTES

- Missed her freshman season with an ACL injury
- Named the Arkansas Democrat-Gazette's Player of the Year following her final high school season
- Earned a spot on the Naismith Trophy High School Girls Watch List
- Named AAA 5A All-State in 2019, while earning AAA 6A All-State Honors in 2018
- Rated as the No. 9 Guard, No. 41 Overall Player in the nation when she committed
- Averaged 23.9 points per game and 7.9 rebounds per game during her senior season

Opponent	Date	gs	min	Total fg-fga	pct	3-Pointers 3fg-fga	pct	Free throws ft-fa	pct	Rebounds				pf	a	t/o	blk	stl	pts	avg
TARLETON ST.	11/10/21		16	2-4	.500	2-4	.500	5-5	1.000	0	2	2	2.0	2	0	1	0	1	11	11.0
Totals		0	16	2-4	.500	2-4	.500	5-5	1.000	0	2	2	2.0	2	0	1	0	1	11	11.0

Games played: 1
Minutes/game: 16.0
Points/game: 11.0
FG Pct: 50.0
3FG Pct: 50.0
FT Pct: 100.0

Rebounds/game: 2.0
Turnovers/game: 1.0
Steals/game: 1.0

SEASON | CAREER SUPERLATIVES

Stat	'21-'22	Career
Double Figure Pts	1	1
Double Figure Rebs	-	-
Double-Doubles	-	-
5 + Assists	-	-
5 + Blocks	-	-
5 + Steals	-	-
Led Team in Pts	-	-
Led Team in Reb	-	-
20 + Points	-	-
30+ Points	-	-

CAREER STATISTICS

Season	gp-gs		min/avg	Total		3-Point		F-Throws		Rebounds				Scoring				
				fg-fga	pct	fg-fga	pct	ft-fa	pct	off	def	tot	avg	pts	avg			
2021-22	1-0		16/16.0	2-4	.500	2-4	.500	5-5	1.000	0	2	2	2.0	11	11.0			
TOTAL	1-0		16/16.0	2-4	.500	2-4	.500	5-5	1.000	0	2	2	2.0	11	11.0			



4

Erynn Barnum | R.Jr. | 6-2 | F | Little Rock, Ark. (Little Rock Central HS)

SEASON HIGHS			
Points	12	Tarleton	11-10-21
FG Made	3	Tarleton	11-10-21
FG Att.	7	Tarleton	11-10-21
3FG Made	N/A		
3FG Att.	N/A		
FT Made	6	Tarleton	11-10-21
FT Att.	8	Tarleton	11-10-21
Off. Reb.	2	Tarleton	11-10-21
Def. Reb.	4	Tarleton	11-10-21
Rebounds	6	Tarleton	11-10-21
Assists	2	Tarleton	11-10-21
Blocks	1	Tarleton	11-10-21
Steals	3	Tarleton	11-10-21
Minutes	20	Tarleton	11-10-21

CAREER HIGHS			
Points	17	ULM	12-3-20
FG Made	7	@ No. 22 UGA	1-25-21*
FG Att.	12	Georgia	1-23-20
3FG Made	1	UAPB	12-21-20*
3FG Att.	3	UAPB	12-21-20
FT Made	8	UT Martin	12-29-19
FT Att.	12	Oral Roberts	11-25-20
Off. Reb.	4	Tulsa	12-11-19
Def. Reb.	8	ULM	12-3-20*
Rebounds	12	Tulsa	12-11-19
Assists	2	Tarleton	11-10-21*
Blocks	4	Little Rock	12-21-19*
Steals	3	Tarleton	11-10-21
Minutes	25	vs. Ole Miss	3-4-21*
Most Recent*			

SEASON CAREER SUPERLATIVES				
Stat	'19-20	'20-21	'21-22	Career
Double Figure Pts	4	9	1	14
Double Figure Rebs	1	1	-	2
Double-Doubles	1	1	-	2
5 + Assists	-	-	-	-
5 + Blocks	-	-	-	-
5 + Steals	-	-	-	-
Led Team in Pts	1	-	-	1
Led Team in Reb	4	7	1	12
20 + Points	-	-	-	-

NOTES

→ Was a force off the bench for the Hogs in her second season

→ Averaged 7.7 points, 4.6 rebounds, 0.4 assists, 0.8 steals, 16.2 minutes per game

→ Nine games scoring in double figures, one game with double figure rebounds

→ Went for 12 points against LSU on the road

→ Scored 15 points in Arkansas' near loss at Georgia, hitting seven of her 10 shots

→ Made all four of her shots at Texas A&M in a 10-point performance

→ Added 13 more at South Carolina

→ Notched her second career double-double against Arkansas-Pine Bluff

→ Went for a career-high 17 points in the Hogs' win over Louisiana Monroe.

Opponent	Date	gs	min	Total		3-Pointers		Free throws		Rebounds														
				fg	fga	pct	3fg	f3ga	pct	ft	ftha	pct	off	def	tot	avg	pf	a	t/o	blk	stl	pts	avg	
TARLETON ST.	11/10/21	*	20	3-7	.429		0-0	.000	6-8	.750	2	4	6	6.0	2	2	0	1	3	12	12.0			
Totals		1	20	3-7	.429		0-0	.000	6-8	.750	2	4	6	6.0	2	2	0	1	3	12	12.0			

Games played: 1	Rebounds/game: 6.0
Minutes/game: 20.0	Assists/game: 2.0
Points/game: 12.0	Assist/turnover ratio: 99.9
FG Pct: 42.9	Steals/game: 3.0
FT Pct: 75.0	Blocks/game: 1.0

CAREER STATISTICS

Season	gp-gs	min/avg	fg-fga	pct	fg-fga	pct	ft-fita	pct	off	def	tot	avg	pf	fo	ast	to	blk	stl	pts	avg
2019-20	27-0	304/11.3	50-98	.510	3-7	.429	31-52	.596	31	76	107	4.0	26	0	5	11	28	15	134	5.0
2020-21	28-0	454/16.2	85-145	.586	1-7	.143	44-87	.506	34	94	128	4.6	56	0	11	30	23	21	215	7.7
TOTAL	55-0	758/13.8	135-243	.556	4-14	.286	75-139	.540	65	170	235	4.3	82	0	16	41	51	36	349	6.3



|| Rylee Langerman | So. | 5-9 | G | Norman, Okla. (Christian Heritage HS)

SEASON HIGHS

Points	2	Tarleton	11-10-21
FG Made	1	Tarleton	11-10-21
FG Att.	2	Tarleton	11-10-21
3FG Made	N/A		
3FG Att.	N/A		
FT Made	N/A		
FT Att.	N/A		
Off. Reb.	2	Tarleton	11-10-21
Def. Reb.	N/A		
Rebounds	2	Tarleton	11-10-21
Assists	3	Tarleton	11-10-21
Blocks	N/A		
Steals	N/A		
Minutes	12	Tarleton	11-10-21

CAREER HIGHS

Points	4	@ SMU	12-9-20*
FG Made	1	Tarleton	11-10-21*
FG Att.	7	UAPB	12-21-20
3FG Made	1	UAPB	12-21-20*
3FG Att.	5	UAPB	12-21-20
FT Made	1	@ SMU	12-9-20*
FT Att.	2	@ SMU	12-9-20*
Off. Reb.	2	Tarleton	11-10-21*
Def. Reb.	4	Oral Roberts	11-25-20
Rebounds	4	UCA	12-13-20*
Assists	4	UCA	12-13-20
Blocks	1	@ SMU	12-9-20
Steals	1	Maryland	11-28-20
Minutes	21	UCA	12-13-20

Most Recent*

SEASON | CAREER SUPERLATIVES

Stat	'20-21	'21-22	Career
Double Figure Pts	-	-	-
Double Figure Rebs	-	-	-
Double-Doubles	-	-	-
5 + Assists	-	-	-
5 + Blocks	-	-	-
5 + Steals	-	-	-
Led Team in Pts	-	-	-
Led Team in Reb	-	-	-
20 + Points	-	-	-
30+ Points	-	-	-

NOTES

- Showed flashes in limited action during her freshman season
- Averaged 1.2 points, 1.1 rebounds, 0.5 assists, 0.1 steals, 7.1 minutes per game
- Scored a career-high four points on the road at SMU
- Also had four against Louisiana Monroe
- Hit at least one three in four of her 13 appearances
- Pulled down four rebounds against both Oral Roberts and Central Arkansas
- Also had a career-high four assists against UCA.

Opponent	Date	gs	min	Total		3-Pointers		Free throws		Rebounds				pf	a	t/o	blk	stl	pts	avg
				fg-fga	pct	3fg-fga	pct	ft-fga	pct	off	def	tot	avg							
TARLETON ST.	11/10/21	12		1-2	.500	0-0	.000	0-0	.000	2	0	2	2.0	0	3	1	0	0	2	2.0
Totals		0	12	1-2	.500	0-0	.000	0-0	.000	2	0	2	2.0	0	3	1	0	0	2	2.0

Games played: 1
Minutes/game: 12.0
Points/game: 2.0
FG Pct: 50.0

Rebounds/game: 2.0
Assists/game: 3.0
Turnovers/game: 1.0
Assist/turnover ratio: 3.0

CAREER STATISTICS

CAREER STATISTICS			Total		3-Point		F-Throws		Rebounds											Scoring	
Season	gp-gs	min/avg	fg-fga	pct	fg-fga	pct	ft-fga	pct	off	def	tot	avg	pf	fo	ast	to	blk	stl	pts	avg	
2020-21	13-0	92/7.1	5-16	.313	4-10	.400	2-4	.500	2	12	14	1.1	10	0	7	9	1	1	16	1.2	
2021-22	1-0	12/12.0	1-2	.500	0-0	.000	0-0	.000	2	0	2	2.0	0	0	3	1	0	0	2	2.0	
TOTAL	14-0	104/7.4	6-18	.333	4-10	.400	2-4	.500	4	12	16	1.1	10	0	10	10	1	1	18	1.3	



13 Sasha Goforth | So. | 6-1 | G | Fayetteville, Ark. (Fayetteville HS)

SEASON HIGHS

Points	8	Tarleton	11-10-21
FG Made	3	Tarleton	11-10-21
FG Att.	8	Tarleton	11-10-21
3FG Made	N/A		
3FG Att.	4	Tarleton	11-10-21
FT Made	2	Tarleton	11-10-21
FT Att.	4	Tarleton	11-10-21
Off. Reb.	2	Tarleton	11-10-21
Def. Reb.	3	Tarleton	11-10-21
Rebounds	5	Tarleton	11-10-21
Assists	2	Tarleton	11-10-21
Blocks	3	@ Wash State	12/19/20
Steals	N/A		
Minutes	23	Tarleton	11-10-21

CAREER HIGHS

Points	24	San Francisco	12/3/20
FG Made	8	Washington	1/26/21
FG Att.	12	@ Utah	1/31/21
3FG Made	6	Washington	1/26/21
3FG Att.	8	Stanford	2/13/21
FT Made	9	@ Oregon	2/28/21
FT Att.	12	San Francisco	12/3/20
Off. Reb.	2	Tarleton	11-10-21*
Def. Reb.	9	@ Utah	1/31/21
Rebounds	10	@ Utah	1/31/21
Assists	7	Montana West	11/28/20
Blocks	3	@ Wash State	12/19/20
Steals	4	Utah	12/8/20
Minutes	38	Oregon	3/4/21

*Most Recent

NOTES

- Started every game during her freshman season at Oregon State
- Earned PAC-12 All-Freshman Team Honors
- Averaged 11.6 points and 3.6 rebounds per game
- Dished 34 assists and shot 36 percent from beyond the three-point arc
- Had 19 blocked shots and 15 steals on the defensive side of the ball
- Had two 20+ point games
- Notched her first-career double-double against Utah

Opponent	Date	gs	min	Total		3-Pointers		Free throws		Rebounds				pf	a	t/o	blk	stl	pts	avg	
				fg-fga	pct	3fg-fga	pct	ft-fga	pct	off	def	tot	avg								
TARLETON ST.	11/10/21	*	23	3-8	.375	0-4	.000	2-4	.500	2	3	5	5.0	1	2	1	0	0	8	8.0	
Totals			1	23	3-8	.375	0-4	.000	2-4	.500	2	3	5	5.0	1	2	1	0	0	8	8.0

Games played: 1
Minutes/game: 23.0
Points/game: 8.0
FG Pct: 37.5
3FG Pct: 0.0
FT Pct: 50.0

Rebounds/game: 5.0
Assists/game: 2.0
Turnovers/game: 1.0
Assist/turnover ratio: 2.0

SEASON | CAREER SUPERLATIVES

Stat	'20-21	'21-22	Career
Double Figure Pts	12	-	12
Double Figure Rebs	1	-	1
Double-Doubles	1	-	1
5 + Assists	1	-	1
5 + Blocks	-	-	-
5 + Steals	-	-	-
Led Team in Pts	3	-	3
Led Team in Reb	1	-	1
20 + Points	2	-	2

CAREER STATISTICS

Year	GP-GS	Min	Avg	FG	Total		3-Point			F-Throw			Off	Rebounds				PF	Ast	TO	Blk	Stl	Pts	Avg
					FGA	Pct	FG	FGA	Pct	FT	FTA	Pct		Def	Tot	Avg	Avg							
2020-21	20-20	588	29.4	77	184	.418	24	67	.358	53	74	.716	6	66	72	3.6	46	34	50	19	15	231	11.6	
Oregon State Stats*																								
Season	gp-gs	min/avg		fg-fga		pct	fg-fga		pct	ft-fga		pct	off	def	tot	avg	pf	fo	ast	to	blk	stl	pts	avg
2021-22	1-1	23/23.0		3-8		.375	0-4		.000	2-4		.500	2	3	5	5.0	1	0	2	1	0	0	8	8.0
TOTAL	1-1	23/23.0		3-8		.375	0-4		.000	2-4		.500	2	3	5	5.0	1	0	2	1	0	0	8	8.0



15 Ashlyn Sage | Fr. | 6-2 | G | Weatherford, Okla. (Weatherford HS)

SEASON HIGHS

Points	6	Tarleton	11-10-21
FG Made	2	Tarleton	11-10-21
FG Att.	2	Tarleton	11-10-21
3FG Made	2	Tarleton	11-10-21
3FG Att.	2	Tarleton	11-10-21
FT Made	N/A		
FT Att.	N/A		
Off. Reb.	N/A		
Def. Reb.	N/A		
Rebounds	N/A		
Assists	N/A		
Blocks	N/A		
Steals	1	Tarleton	11-10-21
Minutes	9	Tarleton	11-10-21

CAREER HIGHS

(Same as Season Highs)

NOTES

- No. 84 overall recruit in Premier Basketball's 2021 rankings
- A three-time All-Conference selection
- VYPE Top 100 in both 2020 and 2019
- Tulsa World Top Players
- Was a state qualifier in 2020
- Led the state of Oklahoma in both three-point percentage and free throw percentage in 2020

Opponent	Date	gs	min	Total fg-fga	pct	3-Pointers 3fg-fga	pct	Free throws ft-fa	pct	Rebounds				pf	a	t/o	blk	stl	pts	avg
TARLETON ST.	11/10/21	9		2-2	1.000	2-2	1.000	0-0	.000	0	0	0	0.0	0	0	1	0	1	6	6.0
Totals		0	9	2-2	1.000	2-2	1.000	0-0	.000	0	0	0	0.0	0	0	1	0	1	6	6.0

Games played: 1
Minutes/game: 9.0
Points/game: 6.0
FG Pct: 100.0
3FG Pct: 100.0

Turnovers/game: 1.0
Steals/game: 1.0

SEASON | CAREER SUPERLATIVES

Stat	'21-22	Career
Double Figure Pts	-	-
Double Figure Rebs	-	-
Double-Doubles	-	-
5 + Assists	-	-
5 + Blocks	-	-
5 + Steals	-	-
Led Team in Pts	-	-
Led Team in Reb	-	-
20 + Points	-	-

CAREER STATISTICS

Season	gp-gs		min/avg		Total		3-Point		F-Throws		Rebounds				Scoring					
					fg-fga	pct	fg-fga	pct	ft-fa	pct	off	def	tot	avg	pf	fo	ast	to	blk	stl
2021-22	1-0		9/9.0		2-2	1.000	2-2	1.000	0-0	.000	0	0	0	0.0	0	0	0	1	0	1
TOTAL	1-0		9/9.0		2-2	1.000	2-2	1.000	0-0	.000	0	0	0	0.0	0	0	0	1	0	1



22 Avery Hughes | Jr. | 5-7 | G | Bentonville, Ark. (Bentonville HS)

SEASON HIGHS

Points	N/A		
FG Made	N/A		
FG Att.	1	Tarleton	11-10-21
3FG Made	N/A		
3FG Att.	N/A		
FT Made	N/A		
FT Att.	N/A		
Off. Reb.	N/A		
Def. Reb.	N/A		
Rebounds	N/A		
Assists	1	Tarleton	11-10-21
Blocks	N/A		
Steals	N/A		
Minutes	3	N/A	

CAREER HIGHS

Points	6	UAPB	12-21-20*
FG Made	2	UAPB	12-21-20*
FG Att.	4	Tulsa	12-11-19
3FG Made	2	UAPB	12-21-20*
3FG Att.	3	Tulsa	12-11-19
FT Made	1	Stony Brook	11-17-19
FT Att.	1	Stony Brook	11-17-19
Off. Reb.	N/A		
Def. Reb.	1	UAPB	12-21-20*
Rebounds	1	UAPB	12-21-20*
Assists	2	UAPB	12-21-20*
Blocks	N/A		
Steals	1	ULM	12-3-20*
Minutes	10	UAPB	12-21-20*

*Most Recent

NOTES

- Dropped a career-best six points on UAPB, hitting two threes.
- Scored her first-career points against McNeese State last season.
- Finished her career as Bentonville's second leading scorer and set single game records for points (34) and free throws (20-for-22)
- Two-time all-conference and all-state selection leading Bentonville to the 2019 conference title and a state runner-up finish
- Honors include All-Arkansas Second-Team, All-Northwest Arkansas First-Team, Gatorade Player of the Week, two KURM Dream Team selections and team captain honors as a senior
- The first walk-on for Neighbors and his staff at Arkansas

Opponent	Date	gs	min	Total		3-Pointers		Free throws		Rebounds				pf	a	t/o	blk	stl	pts	avg
				fg-fga	pct	3fg-fga	pct	ft-fa	pct	off	def	tot	avg							
TARLETON ST.	11/10/21	3		0-1	.000	0-0	.000	0-0	.000	0	0	0	0.0	0	1	0	0	0	0.0	
Totals		0	3	0-1	.000	0-0	.000	0-0	.000	0	0	0	0.0	0	1	0	0	0	0.0	

Games played: 1

Minutes/game: 3.0

FG Pct: 0.0

Assists/game: 1.0

Assist/turnover ratio: 99.9

SEASON | CAREER SUPERLATIVES

Stat	'19-20	'20-21	'21-22	Career
Double Figure Pts	-	-	-	-
Double Figure Rebs	-	-	-	-
Double-Doubles	-	-	-	-
5 + Assists	-	-	-	-
5 + Blocks	-	-	-	-
5 + Steals	-	-	-	-
Led Team in Pts	-	-	-	-
Led Team in Reb	-	-	-	-
20 + Points	-	-	-	-

CAREER STATISTICS			Total		3-Point		F-Throws		Rebounds											Scoring	
Season	gp-gs	min/avg	fg-fga	pct	fg-fga	pct	ft-fta	pct	off	def	tot	avg	pf	fo	ast	to	blk	stl	pts	avg	
2019-20	14-0	51/3.6	8-16	.500	3-9	.333	1-1	1.000	0	0	0	0.0	8	0	2	8	0	0	20	1.4	
2020-21	7-0	45/6.4	3-7	.429	3-6	.500	3-3	1.000	0	2	2	0.3	2	0	5	3	0	2	12	1.7	
2021-22	1-0	3/3.0	0-1	.000	0-0	.000	0-0	.000	0	0	0	0.0	0	0	1	0	0	0	0	0.0	
TOTAL	22-0	99/4.5	11-24	.458	6-15	.400	4-4	1.000	0	2	2	0.1	10	0	8	11	0	2	32	1.5	



23 Amber Ramirez | RSr. | 5-9 | G | San Antonio, Texas (Wagner HS) | TCU

SEASON HIGHS

Points	N/A		
FG Made	N/A		
FG Att.	4	Tarleton	11-10-21
3FG Made	N/A		
3FG Att.	3	Tarleton	11-10-21
FT Made	N/A		
FT Att.	N/A		
Off. Reb.	1	Tarleton	11-10-21
Def. Reb.	3	Tarleton	11-10-21
Rebounds	4	Tarleton	11-10-21
Assists	2	Tarleton	11-10-21
Blocks	N/A		
Steals	N/A		
Minutes	23	Tarleton	11-10-21

CAREER HIGHS

Points	35	Alabama	2-28-21
FG Made	12	Alabama	2-28-21
FG Att.	20	Tennessee	2-20-20
3FG Made	11	SE Louisiana	12-10-17
3FG Att.	17	SE Louisiana	12-10-17
FT Made	9	Oklahoma	3-3-18
FT Att.	10	Oklahoma	3-3-18
Off. Reb.	2	Auburn	1-31-21
Def. Reb.	8	Wisconsin	11-30-19
Rebounds	9	Wisconsin	11-30-19
Assists	7	at Kentucky	2-15-18
Blocks	3	@ No. 4 SC	1-18-21
Steals	5	UT Martin	12-29-19
Minutes	45	@ Missouri	2-2-20

*Most Recent

NOTES

- Went off for a career-high 35 against Alabama
- Had 22 against No. 3 UConn and made five treys
- Scored a season-high 23 points against No. 4 Baylor
- Named College Sports Madness National Player of the Week (Dec. 7, 2020)
- Bounced back against Wake Forest after her 2020-21 debut, going for 22 points
- Scored a season-high 29 points against Tennessee in 2019-20
- Went wire-to-wire at Mizzou, playing all 45 minutes against the Tigers
- Was a perfect 6-6 against Vanderbilt
- Matched her season-high in threes-made against Auburn, going for seven
- Made seven threes against NWSU, the most by a Hog this season
- Dished a season-high five assists against Kansas State

Opponent	Date	gs	min	Total fg-fga	pct	3-Pointers 3fg-fga	pct	Free throws ft-fa	pct	Rebounds off	def	tot	avg	pf	a	t/o	blk	stl	pts	avg
TARLETON ST.	11/10/21	*	23	0-4	.000	0-3	.000	0-0	.000	1	3	4	4.0	0	2	0	0	0	0	0.0
Totals		1	23	0-4	.000	0-3	.000	0-0	.000	1	3	4	4.0	0	2	0	0	0	0	0.0

Games played: 1
Minutes/game: 23.0
FG Pct: 0.0
3FG Pct: 0.0

Rebounds/game: 4.0
Assists/game: 2.0
Assist/turnover ratio: 99.9

SEASON | CAREER SUPERLATIVES

Stat	'16-17	'17-18	'19-20	'20-21	'21-22	Career
Double Figure Pts	7	18	21	21	-	67
Double Figure Rebs	-	-	-	-	-	-
Double-Doubles	-	-	-	-	-	-
5+ Assists	2	7	2	1	-	12
5+ Blocks	-	-	-	-	-	-
5+ Steals	-	-	1	-	-	1
Led Ark in Pts	-	-	6	6	-	12
Led Ark in Reb	-	-	2	-	-	2
20+ Points	-	3	7	5	-	15
30+ Points	-	1	-	1	-	2

CAREER STATISTICS

JAMAR CHAMBERS																								
Year	GP-GS	Min	Avg	FG	Total		3-Point		F-Inflow		Off	Rebounds		PF	FO	Ast	TO	Blk	Stl	Pts	Avg			
					FGA	Pct	FG	FGA	Pct	FTA		Pct	Def									Tot		
2016-17	*23-5	559	24.3	67	196	.342	39	106	.368	17	20	.850	1	45	46	2.0	35	0	32	27	11	15	190	8.3
2017-18	*36-23	896	24.9	131	311	.421	65	166	.392	48	56	.857	5	63	68	1.9	21		103	57	4	30	375	10.4

TCU Stats*

Season	gp-gs	min/avg	fg-fga	pct	fg-fga	pct	ft-fa	pct	off	def	tot	avg	pf	fo	ast	to	blk	stl	pts	avg
2019-20	32-32	1045/32.7	164-371	.442	106-237	.447	36-39	.923	8	93	101	3.2	27	0	60	31	10	36	470	14.7
2020-21	27-27	867/32.1	123-286	.430	77-177	.435	42-52	.808	6	72	78	2.9	38	0	41	33	5	30	365	13.5
2021-22	1-1	23/23.0	0-4	.000	0-3	.000	0-0	.000	1	3	4	4.0	0	0	2	0	0	0	0	0.0
TOTAL	60-60	1935/32.2	287-661	.434	183-417	.439	78-91	.857	15	168	183	3.1	65	0	103	64	15	66	835	13.9



24 Jersey Wolfenbarger | Fr. | 6-5 | G | Fort Smith, Ark. (Northside HS)

SEASON HIGHS

Points	10	Tarleton	11-10-21
FG Made	4	Tarleton	11-10-21
FG Att.	10	Tarleton	11-10-21
3FG Made	1	Tarleton	11-10-21
3FG Att.	5	Tarleton	11-10-21
FT Made	1	Tarleton	11-10-21
FT Att.	4		
Off. Reb.	N/A		
Def. Reb.	5	Tarleton	11-10-21
Rebounds	5	Tarleton	11-10-21
Assists	N/A		
Blocks	1	Tarleton	11-10-21
Steals	1	Tarleton	11-10-21
Minutes	22	Tarleton	11-10-21

CAREER HIGHS

(Same as Season Highs)

SEASON | CAREER SUPERLATIVES

Stat	'21-22	Career
Double Figure Pts	1	1
Double Figure Rebs	-	-
Double-Doubles	-	-
5 + Assists	-	-
5 + Blocks	-	-
5 + Steals	-	-
Led Team in Pts	-	-
Led Team in Reb	-	-
20 + Points	-	-

NOTES

- FIBA U19 Gold Medalist
- No. 7 overall recruit, and No. 1 wing player in the ESPN HoopGurlz 2021 recruiting rankings at the time of her signing
- Consensus five-star player out of Northside High School
- Arkansas' first McDonald's All-American signee since 2016
- One of five finalists for the Jersey Mike's Naismith High School Player of the Year Award
- Arkansas' Gatorade Player of the year in 2020 and 2021
- Won two state titles during her four year high school career
- Hit a buzzer beater to win the 2019 6A State Championship sophomore season

Opponent	Date	gs	min	Total		3-Pointers		Free throws		Rebounds				pf	a	t/o	blk	stl	pts	avg
				fg-fga	pct	3fg-fga	pct	ft-fta	pct	off	def	tot	avg							
TARLETON ST.	11/10/21	*	22	4-10	.400	1-5	.200	1-4	.250	0	5	5	5.0	4	0	1	1	1	10	10.0
Totals		1	22	4-10	.400	1-5	.200	1-4	.250	0	5	5	5.0	4	0	1	1	1	10	10.0

Games played: 1	Rebounds/game: 5.0
Minutes/game: 22.0	Turnovers/game: 1.0
Points/game: 10.0	Steals/game: 1.0
FG Pct: 40.0	Blocks/game: 1.0
3FG Pct: 20.0	
FT Pct: 25.0	

CAREER STATISTICS			Total		3-Point		F-Throws		Rebounds											Scoring	
Season	gp-gs	min/avg	fg-fga	pct	fg-fga	pct	ft-fta	pct	off	def	tot	avg	pf	fo	ast	to	blk	stl	pts	avg	
2021-22	1-1	22/22.0	4-10	.400	1-5	.200	1-4	.250	0	5	5	5.0	4	0	0	1	1	1	10	10.0	
TOTAL	1-1	22/22.0	4-10	.400	1-5	.200	1-4	.250	0	5	5	5.0	4	0	0	1	1	1	10	10.0	



25 Destinee Oberg | Jr. | 6-3 | C | Burnsville, Minn. (John F. Kennedy HS)

SEASON HIGHS

Points	N/A
FG Made	N/A
FG Att.	N/A
3FG Made	N/A
3FG Att.	N/A
FT Made	N/A
FT Att.	N/A
Off. Reb.	N/A
Def. Reb.	3 Tarleton 11-10-21
Rebounds	3 Tarleton 11-10-21
Assists	N/A
Blocks	N/A
Steals	N/A
Minutes	7 Tarleton 11-10-21

CAREER HIGHS

Points	4	@ Ole Miss	2-16-20*
FG Made	2	@ Vanderbilt	1-19-20
FG Att.	3	ULM	12-3-20*
3FG Made	N/A		
3FG Att.	N/A		
FT Made	2	@ Ole Miss	2-16-20
FT Att.	2	Maryland	11-29-20*
Off. Reb.	3	ULM	12-3-20
Def. Reb.	3	Tarleton	11-10-21*
Rebounds	6	ULM	12-3-20
Assists	2	UAPB	12-21-20*
Blocks	1	ULM	12-3-20*
Steals	1	Maryland	11-29-20
Minutes	12	UAPB	12-21-20*
Most Recent*			

SEASON | CAREER SUPERLATIVES

Stat	'19-20	'20-21	'21-22	Career
Double Figure Pts	-	-	-	-
Double Figure Rebs	-	-	-	-
Double-Doubles	-	-	-	-
5 + Assists	-	-	-	-
5 + Blocks	-	-	-	-
5 + Steals	-	-	-	-
Led Team in Pts	-	-	-	-
Led Team in Reb	-	-	-	-
20 + Points	-	-	-	-

NOTES

- Matched her career-high against Ole Miss, going for four points
- Scored her first four collegiate points against Vanderbilt
- Made her collegiate debut against UT Martin, recording a block in her four minutes played
- Despite missing her junior season with injury, Prospects Nation rated Oberg as a 4.5-star prospect, the No. 6 post player and No. 38 overall recruit in the nation for the 2019 class
- As a sophomore, Oberg and the Academy of Holy Angels played to a third-place finish at the state tournament
- She averaged 16.6 points, 9.9 rebounds, 2.5 assists and 2.1 steals per game that season

Opponent	Date	gs	min	Total		3-Pointers		Free throws		Rebounds										
				fg-fga	pct	3fg-fga	pct	ft-fga	pct	off	def	tot	avg	pf	a	t/o	blk	stl	pts	avg
TARLETON ST.	11/10/21	7		0-0	.000	0-0	.000	0-0	.000	0	3	3	3.0	1	0	0	0	0	0	0.0
Totals		0	7	0-0	.000	0-0	.000	0-0	.000	0	3	3	3.0	1	0	0	0	0	0	0.0

Games played: 1
Minutes/game: 7.0

Rebounds/game: 3.0

CAREER STATISTICS

CAREER STATISTICS			Total		3-Point		F-Throws		Rebounds											Scoring	
Season	gp-gs	min/avg	fg-fga	pct	fg-fga	pct	ft-fga	pct	off	def	tot	avg	pf	fo	ast	to	blk	stl	pts	avg	
2019-20	8-0	28/3.5	3-6	.500	0-0	.000	2-2	1.000	1	4	5	0.6	3	0	0	3	1	0	8	1.0	
2020-21	12-0	71/5.9	4-9	.444	0-0	.000	1-4	.250	5	10	15	1.3	8	0	8	11	1	1	9	0.8	
2021-22	1-0	7/7.0	0-0	.000	0-0	.000	0-0	.000	0	3	3	3.0	1	0	0	0	0	0	0	0.0	
TOTAL	21-0	106/5.0	7-15	.467	0-0	.000	3-6	.500	6	17	23	1.1	12	0	8	14	2	1	17	0.8	


30 Maryam Dauda | Fr. | 6-4 | F | Bentonville, Ark. (Bentonville HS)

SEASON HIGHS

Points	N/A
FG Made	N/A
FG Att.	N/A
3FG Made	N/A
3FG Att.	N/A
FT Made	N/A
FT Att.	N/A
Off. Reb.	N/A
Def. Reb.	N/A
Rebounds	N/A
Assists	N/A
Blocks	N/A
Steals	N/A
Minutes	N/A

NOTES

- The 13th ranked player and top ranked post player in the ESPN HoopGurlz 2021 recruiting rankings at the time of her signing
- Consensus five star recruit out of Bentonville High School
- McDonald's All-American in 2021
- Naismith High School Player of the Year Semifinalist following her senior season
- Four-time All-Conference selection and three-time All-State selection
- Leading scorer, rebounder, and shot blocker in the history of Bentonville High School

CAREER HIGHS

(Same as Season Highs)

SEASON | CAREER SUPERLATIVES

Stat	'21-22	Career
Double Figure Pts	-	-
Double Figure Rebs	-	-
Double-Doubles	-	-
5 + Assists	-	-
5 + Blocks	-	-
5 + Steals	-	-
Led Team in Pts	-	-
Led Team in Reb	-	-
20 + Points	-	-

CAREER STATISTICS



43 Makayla Daniels | Jr. | 5-8 | G | Frederick, Md. (Frederick HS)

SEASON HIGHS

Points	15	Tarleton	11-10-21
FG Made	5	Tarleton	11-10-21
FG Att.	11	Tarleton	11-10-21
3FG Made	1	Tarleton	11-10-21
3FG Att.	4	Tarleton	11-10-21
FT Made	4	Tarleton	11-10-21
FT Att.	5	Tarleton	11-10-21
Off. Reb.	3	Tarleton	11-10-21
Def. Reb.	3	Tarleton	11-10-21
Rebounds	6	Tarleton	11-10-21
Assists	1	Tarleton	11-10-21
Blocks	1	Tarleton	11-10-21
Steals	2	Tarleton	11-10-21
Minutes	21	Tarleton	11-10-21

CAREER HIGHS

Points	27	Oral Roberts	11-14-19
FG Made	8	Florida	1-26-20*
FG Att.	15	Maryland	11-29-20
3FG Made	6	Oral Roberts	11-14-19
3FG Att.	9	@ Tennessee	1-7-21
FT Made	8	Belmont	11-20-19
FT Att.	10	Belmont	11-20-19
Off. Reb.	3	Tarleton	11-10-21*
Def. Reb.	9	Alabama	2-28-21
Rebounds	9	Alabama	2-28-21
Assists	7	@ SMU	12-9-20
Blocks	1	Tarleton	11-10-21*
Steals	5	Kansas State	12-7-19
Minutes	39	No. 8 TAMU	1-10-21

*Most Recent

NOTES

- Reached double figures in her NCAA Tournament debut, going for 11 points
- Nearly double-doubled against Alabama, going for 15 points and nine rebounds
- Scored 21 against No. 12 Maryland, her first 20+ point game of the season
- Dished a career-best six assists against UT Martin in 2019-20
- Had a career-high five steals against Kansas State in 2019-20
- Dropped 21 against Belmont in 2019-20
- Named SEC Freshman of the Week after standout performances against ORU and SB (11/19)
- Was sensational against ORU, going for a career-high 27 points

Opponent	Date	gs	min	Total		3-Pointers		Free throws		Rebounds							
				fg-fga	pct	3fg-fga	pct	ft-fa	pct	off	def	tot	avg	pf	a	t/o	blk
TARLETON ST.	11/10/21	*	21	5-11	.455	1-4	.250	4-5	.800	3	3	6	6.0	1	1	2	1
Totals		1	21	5-11	.455	1-4	.250	4-5	.800	3	3	6	6.0	1	1	2	1

Games played: 1
Minutes/game: 21.0
Points/game: 15.0
FG Pct: 45.5
3FG Pct: 25.0
FT Pct: 80.0

Rebounds/game: 6.0
Assists/game: 1.0
Turnovers/game: 2.0
Assist/turnover ratio: 0.5
Steals/game: 2.0
Blocks/game: 1.0

SEASON | CAREER SUPERLATIVES

Stat	'19-20	'20-21	'21-22	Career
Double Figure Pts	10	18	1	29
Double Figure Rebs	-	-	-	-
Double-Doubles	-	-	-	-
5 + Assists	3	2	-	5
5 + Blocks	-	-	-	-
5 + Steals	1	-	-	1
Led Team in Pts	3	1	1	5
Led Team in Reb	-	1	1	2
20 + Points	2	1	-	3

CAREER STATISTICS

CAREER STATISTICS			Total		3-Point		F-Throws		Rebounds										Scoring	
Season	gp-gs	min/avg	fg-fga	pct	fg-fga	pct	ft-fa	pct	off	def	tot	avg	pf	fo	ast	to	blk	stl	pts	avg
2019-20	32-32	716/22.4	107-216	.495	25-56	.446	60-77	.779	7	48	55	1.7	67	1	77	44	2	45	299	9.3
2020-21	28-28	802/28.6	101-256	.395	44-120	.367	78-97	.804	9	74	83	3.0	75	2	61	43	4	41	324	11.6
2021-22	1-1	21/21.0	5-11	.455	1-4	.250	4-5	.800	3	3	6	6.0	1	0	1	2	1	2	15	15.0
TOTAL	61-61	1539/25.2	213-483	.441	70-180	.389	142-179	.793	19	125	144	2.4	143	3	139	89	7	88	638	10.5



55 Emrie Ellis | Fr. | 6-3 | F | Vanoss, Okla. | Vanoss HS

SEASON HIGHS

Points	4	Tarleton	11-10-21
FG Made	2	Tarleton	11-10-21
FG Att.	2	Tarleton	11-10-21
3FG Made	N/A		
3FG Att.	N/A		
FT Made	N/A		
FT Att.	N/A		
Off. Reb.	1	Tarleton	11-10-21
Def. Reb.	1	Tarleton	11-10-21
Rebounds	2	Tarleton	11-10-21
Assists	N/A		
Blocks	2	Tarleton	11-10-21
Steals	N/A		
Minutes	15	Tarleton	11-10-21

CAREER HIGHS

(Same as Season Highs)

NOTES

- No. 48 overall recruit in ASGR's 2021 recruiting rankings
- Named Ada News All-Area Co-Player of the Year in 2021 after leading Vanoss High School to the Class A State Final
- VYPE Top 100 in all four of her high school seasons
- Four-time Pontotoc County All-Conference
- Led the state of Oklahoma in rebounds & blocks in 2018

Opponent	Date	gs	min	Total fg-fga	pct	3-Pointers 3fg-fga	pct	Free throws ft-fa	pct	Rebounds off def tot avg	pf	a	t/o	blk	stl	pts	avg
TARLETON ST.	11/10/21		15	2-2	1.000	0-0	.000	0-0	.000	1 1 2 2.0	3	0	1	2	0	4	4.0
Totals		0	15	2-2	1.000	0-0	.000	0-0	.000	1 1 2 2.0	3	0	1	2	0	4	4.0

Games played: 1
Minutes/game: 15.0
Points/game: 4.0
FG Pct: 100.0

Rebounds/game: 2.0
Turnovers/game: 1.0
Blocks/game: 2.0

SEASON | CAREER SUPERLATIVES

Stat	'21-22	Career
Double Figure Pts	-	-
Double Figure Rebs	-	-
Double-Doubles	-	-
5 + Assists	-	-
5 + Blocks	-	-
5 + Steals	-	-
Led Team in Pts	-	-
Led Team in Reb	-	-
20 + Points	-	-

CAREER STATISTICS

Season	gp-gs	min/avg	Total fg-fga	pct	3-Point fg-fga	pct	F-Throws ft-fa	pct	Rebounds off def tot avg	pf	fo	ast	to	blk	stl	Scoring pts avg
2021-22	1-0	15/15.0	2-2	1.000	0-0	.000	0-0	.000	1 1 2 2.0	3	0	0	1	2	0	4 4.0
TOTAL	1-0	15/15.0	2-2	1.000	0-0	.000	0-0	.000	1 1 2 2.0	3	0	0	1	2	0	4 4.0




Marquesha Davis
Jr | 6-0 | G
McGehee, Ark.




Samara Spencer
Fr | 5-7 | G
Fort Lauderdale, Fla.



Elauna Eaton
Rfr | 6-0 | G
Helena, Ark.



Erynn Barnum
Rjr | 6-2 | F
Little Rock, Ark.



Rylee Langerman
So | 5-9 | G
Norman, Okla.



Sasha Goforth
So | 6-1 | G
Fayetteville, Ark.



Ashlyn Sage
Fr | 6-2 | G
Weatherford, Okla.



Avery Hughes
Jr | 5-7 | G
Bentonville, Ark.



Amber Ramirez
RSr* | 5-9 | G
San Antonio, Texas




Jersey Wolfenbarger
Fr | 6-5 | G/F
Fort Smith, Ark.



Destinee Oberg
Jr | 6-3 | C
Burnsville, Minn.



Maryam Dauda
Fr | 6-4 | F
Bentonville, Ark.



Makayla Daniels
Jr | 5-8 | G
Frederick, Md.



Emrie Ellis
Fr | 6-3 | F
Vanoss, Okla.



Mike Neighbors
Head Coach
Fifth Season



Todd Schaefer
Associate Head Coach
Fifth Season



Pauline Love
Assistant Coach
Fifth Season



Lacey Goldwire
Assistant Coach
Third Season



Amber Shirey
Director of Operations



C'eira Ricketts
Director of SA Development



Jeff Brazil
Special Assistant to the HC &
Director of Video



Simone Rush
Athletic Trainer



Official Basketball Box Score -- Game Totals -- Final Statistics
Tarleton St. vs Arkansas
11/10/21 7:00 pm at Fayetteville, AR



Tarleton St. 33 • 0-1,0-0 WAC

#	Player	Total			3-Ptr			Rebounds			PF	TP	A	TO	Blk	Stl	Min
		FG-FGA	FG-FGA	FT-FTA	FG-FGA	FG-FGA	FT-FTA	Off	Def	Tot							
01	Lucy Benson	f	0-1	0-0	0-0	0-0	0-0	2	1	3	4	0	1	1	0	0	15
00	Malaya Kendrick	g	3-11	0-0	0-0	0	0	10	10	3	6	0	1	0	1	28	
02	Iyana Dorsey	g	1-8	1-5	2-2	0	0	1	1	4	5	0	1	0	1	16	
23	Jurnee President	g	0-5	0-3	0-0	1	0	0	1	1	0	0	1	1	1	24	
25	Seynabou Thiam	*	3-5	0-0	0-0	0	0	1	1	0	6	1	2	4	1	17	
03	Crystal Smith		0-0	0-0	0-0	0	0	0	0	0	0	0	1	0	1	3	
04	Emily Cunningham		0-0	0-0	0-0	0	0	1	1	1	0	0	2	0	0	6	
05	Kaitlyn Guillory		0-0	0-0	0-0	0	0	0	0	0	0	0	0	0	0	4	
11	Mason Jones		0-0	0-0	0-0	0	0	0	0	1	0	1	4	0	0	7	
12	Jenna Dick		0-1	0-1	0-0	0	0	2	2	0	0	0	0	0	0	22	
21	Nya Mitchels		1-2	0-0	1-4	0	0	2	2	1	3	0	4	1	0	12	
22	Tyler Jackson		2-6	1-4	3-4	0	0	1	1	3	8	0	1	0	0	16	
31	Emilia Axelsson		0-2	0-1	1-2	0	0	0	0	1	1	0	1	0	0	9	
33	Marissa Escamilla		1-8	0-1	2-4	1	1	1	2	5	4	0	2	0	0	19	
41	Hannah Matthews		0-0	0-0	0-0	0	0	0	0	0	0	0	0	0	0	2	
	Team							3	4	7				2			
Totals			11-49		2-15		9-16	7	24	31	24	33	3	23	6	5	200
1st - FG %:		4-16	25.0%	2nd: 3-10	30.0%	3rd: 0-12	0.0%	4th: 4-11	36.4%	Game: 11-49	22.4%	Deadball					
3FG %:		0-3	0.0%	1-2	50.0%	0-5	0.0%	1-5	20.0%	2-15	13.3%	Rebounds					
FT %:		0-0	0.0%	1-4	25.0%	5-8	62.5%	3-4	75.0%	9-16	56.3%	5					

Arkansas 85 • 1-0,0-0 SEC

#	Player	Total			3-Ptr			Rebounds			PF	TP	A	TO	Blk	Stl	Min
		FG-FGA	FG-FGA	FT-FTA	FG-FGA	FG-FGA	FT-FTA	Off	Def	Tot							
04	Erynn Barnum	f	3-7	0-0	6-8	2	2	4	6	2	12	2	0	1	3	20	
13	Sasha Goforth	g	3-8	0-4	2-4	2	2	3	5	1	8	2	1	0	0	23	
23	Amber Ramirez	g	0-4	0-3	0-0	1	0	3	4	0	0	2	0	0	0	23	
24	Jersey Wolfenbarger	g	4-10	1-5	1-4	0	0	5	5	4	10	0	1	1	1	22	
43	Makayla Daniels	g	5-11	1-4	4-5	3	3	3	6	1	15	1	2	1	2	21	
01	Marquesha Davis		2-5	0-0	1-2	0	0	4	4	2	5	1	1	0	1	12	
02	Samara Spencer		5-6	2-2	0-2	0	0	3	3	3	12	2	2	0	1	17	
03	Elauna Eaton		2-4	2-4	5-5	0	0	2	2	2	11	0	1	0	1	16	
11	Rylee Langerman		1-2	0-0	0-0	2	0	0	2	0	2	3	1	0	0	12	
15	Ashlyn Sage		2-2	2-2	0-0	0	0	0	0	0	6	0	1	0	1	9	
22	Avery Hughes		0-1	0-0	0-0	0	0	0	0	0	0	1	0	0	0	3	
25	Destinee Oberg		0-0	0-0	0-0	0	0	3	3	1	0	0	0	0	0	7	
55	Emrie Ellis		2-2	0-0	0-0	1	1	1	2	3	4	0	1	2	0	15	
	Team							3	2	5							
Totals			29-62		8-24		19-30	14	33	47	19	85	14	11	5	10	200
1st - FG %:		6-16	37.5%	2nd: 7-14	50.0%	3rd: 10-18	55.6%	4th: 6-14	42.9%	Game: 29-62	46.8%	Deadball					
3FG %:		3-9	33.3%	1-6	16.7%	3-6	50.0%	1-3	33.3%	9-24	33.3%	Rebounds					
FT %:		5-8	62.5%	6-11	54.5%	4-6	66.7%	4-5	80.0%	19-30	63.3%	6					

Officials: Kaz Beverly,Eric Baker,Cameron Inouye
Technical fouls: Tarleton St.-None, Arkansas-None.
Attendance: 2614
2021-22 Women's Basketball. Round: 0. Arkansas vs Tarleton St.. Played at Bud

Score by periods	1st	2nd	3rd	4th	Total
Tarleton St.	8	8	5	12	33
Arkansas	20	21	27	17	85