



# RAZORBACKS

Mario Bravante | Associate Director of Communications  
E: bravante@uark.edu | Arkansas Razorbacks.com

## 2021-22 WOMEN'S BASKETBALL

### SCHEDULE

| Date    | Opponent             | Time      | TV/RESULT   |
|---------|----------------------|-----------|-------------|
| Nov. 5  | UAFA (Exh.)          | 6 p.m.    | W, 114-55   |
| Nov. 10 | Tarleton State       | 7 p.m.    | W, 85-33    |
| Nov. 12 | UAPB                 | 12 p.m.   | W, 96-53    |
| Nov. 14 | @ #2 UConn           | 12 p.m.   | L, 95-80    |
| Nov. 19 | @ Arkansas State     | 7 p.m.    | W, 94-71    |
| Nov. 22 | SMU                  | 7 p.m.    | W, 65-58    |
| Nov. 27 | Sam Houston          | 2 p.m.    | W, 92-66    |
| Nov. 28 | Belmont              | 7 p.m.    | W, 83-63    |
| Dec. 2  | @ UCF                | 5 p.m.    | ESPN+       |
| Dec. 5  | Cal                  | 1 p.m.    | SECN+       |
| Dec. 9  | Jackson State        | 7 p.m.    | SECN+       |
| Dec. 12 | Little Rock          | 4 p.m.    | SEC Network |
| Dec. 18 | Central Arkansas!    | 1 p.m.    | -           |
| Dec. 21 | Creighton            | 1 p.m.    | SECN+       |
| Dec. 30 | @ Ole Miss*          | 6 p.m.    | SECN+       |
| Jan. 2  | Tennessee*           | 12 p.m.   | SECN/ESPN2  |
| Jan. 6  | @ Vanderbilt*        | 7:30 p.m. | SEC Network |
| Jan. 9  | Missouri             | 2 p.m.    | SECN+       |
| Jan. 16 | South Carolina*      | 2 p.m.    | SECN/ESPN2  |
| Jan. 20 | @ Alabama*           | 8 p.m.    | SEC Network |
| Jan. 23 | Mississippi State*   | 3 p.m.    | SEC Network |
| Jan. 27 | LSU*                 | 7:30 p.m. | SEC Network |
| Jan. 31 | @ Tennessee*         | 6 p.m.    | SEC Network |
| Feb. 3  | @ Texas A&M*         | 8 p.m.    | SEC Network |
| Feb. 10 | Auburn*              | 7 p.m.    | SECN+       |
| Feb. 13 | @ Missouri*          | 2 p.m.    | SECN+       |
| Feb. 17 | @ Florida*           | 5 p.m.    | SECN+       |
| Feb. 20 | Kentucky*            | 1 p.m.    | SEC Network |
| Feb. 24 | Georgia*             | 7 p.m.    | SECN+       |
| Feb. 27 | @ Mississippi State* | 5 p.m.    | SEC Network |

! - at Simmons Bank Arena | S - XL Center

\* - SEC Contest | @ SEC Tournament | All Times CT

### FOLLOW, WATCH & LISTEN



@RAZORBACKWBB

Broadcast: ESPN+

PxP: Scott Adams

Analyst: Kelly Burke

Razorback Sports Network from IMG (Radio)

Phil Elson - <http://143.223.155.160/audio>

Fayetteville - KQSM-FM-92.1 /// KYNG-AM - 1590\*

Fort Smith - KFPW-AM-1230 /// KHGG-AM-1580\*

Rogers - KURM-AM-790 /// FM-100.3

\*If there are conflicts on the FM station

### 8 ARKANSAS @ UCF | DECEMBER 2 | ESPN+

| SERIES       |                     |
|--------------|---------------------|
| Overall      | 1-0                 |
| Fayetteville | 0-0                 |
| Away         | 0-0                 |
| Neutral      | 1-0                 |
| Last         | W, 101-74, 12/13/85 |



| ARKANSAS (6-1, 0-0)                | CENTRAL FLORIDA (5-1, 0-0)                |
|------------------------------------|---|
| PTS / GAME -----85.0               | PTS / GAME -----56.5                      |
| PTS ALLOWED / GAME -----62.7       | PTS ALLOWED / GAME -----43.2              |
| FG -----.440                       | FG -----.380                              |
| FG DEFENSE -----.394               | FG DEFENSE -----.326                      |
| 3-PT FG -----.328                  | 3-PT FG -----.279                         |
| 3-PT FG DEFENSE -----.276          | 3-PT FG DEFENSE -----.260                 |
| REB / GAME -----40.4               | REB / GAME -----36.5                      |
| REB ALLOWED / GAME -----48.4       | REB ALLOWED / GAME -----30.8              |
| LEADING SCORER-----Barnum, 12.4    | LEADING SCORER-----Battles, 15.7          |
| LEADING REBOUNDER ---Barnum, 6.1   | LEADING REBOUNDER ---Thomas, 8.5          |
| LEADER IN ASSISTS ----Daniels, 3.7 | LEADER IN ASSISTS ----Battles, 3.0        |
| HEAD COACH -----Mike Neighbors     | HEAD COACH ----Katie Abrahamson-Henderson |
| ARKANSAS RECORD -----84-51 (5)     | SCHOOL RECORD -----110-46 (6)             |
| CAREER RECORD -----182-92 (9)      | CAREER RECORD -----256-93 (12)            |

### NEIGHBORHOOD WATCH

- Seven games into the young season, Arkansas is 6-1, and has won four straight.
- The Hogs won two games in two days over the weekend, downing Sam Houston and Belmont.
- Arkansas pulled away late against Sam Houston, winning that game by 26 points.
- It was the opposite against Belmont, as the Hogs raced out to a 22-6 lead.
- The win against Belmont was a quality win, as the Bruins were receiving votes in the WBCA Poll.
- Erynn Barnum led the way in the Belmont win, going for 15 points and seven boards.
- Barnum has had a stellar start to the season, showcasing her ability to do a little bit of everything.
- Seven games into the season, she's averaging 12.4 PPG, 6.1 RPG, 1.7 SPG, 1.0 APG.
- Her marks in scoring, rebounding and steals are all team bests despite playing just 21.3 MPG.
- Barnum has scored 15+ in four of seven starts this season. For context, before this season, Barnum had only scored more than 15 points in two games.
- After going scoreless in the opener, Amber Ramirez has rounded into form. Following the Tarleton game, Ramirez has averaged 13.2 PPG, hitting 44 percent of her shots and 41 percent of her triples.
- Ramirez led the way in the Sam Houston win, going for 17 points.
- Freshman Jersey Wolfenbarger has started to find her footing, as she went for double-figures against both Sam Houston (16) & Belmont (10).

### PICK YOUR POISON

- The Hogs' offensive philosophy is centered around "making opponents wrong".
- With the plethora of weapons Neighbors has on this team, that is happening nightly.
- Erynn Barnum (12.4 PPG) leads the way, but three other Hogs - Samara Spencer (11.6 PPG), Amber Ramirez (11.3 PPG) and Makayla Daniels (11.0 PPG) - are also averaging double-figures.
- Sasha Goforth (9.9 PPG) is also on the doorstep of double-figures, while Jersey Wolfenbarger (7.5 PPG) is providing a scoring punch off the bench.
- Barnum (x3), Daniels (x2), and Ramirez (x2) have all been the top scorer at least twice this season, while Elauna Eaton led the way against UAPB with 15.
- Daniels (22 vs. AState) and Ramirez (20 @ UConn) are the only Hogs to hit 20 points this season.



## 2021-22 ROSTER @RAZORBACKWBB

### NUMERICAL

| NO. | NAME                | POS | HT  | CL   | HOMETOWN/PREVIOUS SCHOOL                        | TWITTER          |
|-----|---------------------|-----|-----|------|---|------------------|
| 1   | Marquesha Davis     | F   | 6-0 | Jr   | McGehee, Ark./Springdale HS                     | @MarqueshaDavis  |
| 2   | Samara Spencer      | G   | 5-7 | Fr   | Fort Lauderdale, Fla./St. Thomas Aquinas HS     | @samaraaspencher |
| 3   | Elauna Eaton        | G   | 6-0 | RFr  | Helena, Ark./Nettleton HS                       | @ElaunaEaton23   |
| 4   | Erynn Barnum        | F   | 6-2 | RJr  | Little Rock, Ark./LR Central HS                 | @erynnbee_       |
| 11  | Rylee Langerman     | G   | 5-9 | So   | Norman, Okla./Christian Heritage HS             | @rylang2         |
| 13  | Sasha Goforth       | G   | 6-1 | So   | Fayetteville, Ark./Fayetteville HS/Oregon State | @goforthsasha    |
| 15  | Ashlyn Sage         | G   | 6-2 | Fr   | Weatherford, Okla./Weatherford HS               | @AshlynSage15    |
| 22  | Avery Hughes        | G   | 5-7 | Jr   | Bentonville, Ark./Bentonville HS                | @averyhughes00   |
| 23  | Amber Ramirez       | G   | 5-9 | RSr* | San Antonio, Texas/Wagner HS/TCU                | @yungram_        |
| 24  | Jersey Wolfenbarger | G/F | 6-5 | Fr   | Fort Smith, Ark./Northside HS                   | @JerseyWolf4     |
| 25  | Destinee Oberg      | C   | 6-3 | Jr   | Burnsville, Minn./John F. Kennedy HS            | @Destineeoberg   |
| 30  | Maryam Dauda        | F   | 6-4 | Fr   | Bentonville, Ark./Bentonville HS                | @Maryamdauda30   |
| 43  | Makayla Daniels     | G   | 5-8 | Jr   | Frederick, Md./Frederick HS                     | @MakaylaDaniels5 |
| 55  | Emrie Ellis         | F   | 6-3 | Fr   | Vanoss, Okla./Vanoss HS                         | @EllisEmrie      |

| Title                          | Name            | Year        | Alma Mater                |
|--------------------------------|-----------------|-------------|---------------------------|
| Head Coach                     | Mike Neighbors  | 5th Season  | Arkansas, 1993            |
| Associate Head Coach           | Todd Schaefer   | 5th Season  | Thomas More College, 1995 |
| Assistant Coach                | Pauline Love    | 5th Season  | Southern Miss, 2010       |
| Assistant Coach                | Lacey Goldwire  | 3rd Season  | Washington, 2017          |
| Director of Operations         | Amber Shirey    | 34th Season | Arkansas, 1992            |
| Special Assistant to the HC    | Jeff Brazil     | 15th Season | Arkansas, 2010            |
| Dir. of Student-Athlete Devel. | C'eira Ricketts | 5th Season  | Arkansas, 2015            |

### ELIGIBILITY

| Seniors (1)   | Juniors (5)     | Sophomores (2)  | Freshmen (6)        |
|---------------|-----------------|-----------------|---------------------|
| Amber Ramirez | Erynn Barnum    | Sasha Goforth   | Maryam Dauda        |
|               | Makayla Daniels | Rylee Langerman | Elauna Eaton        |
|               | Marquesha Davis |                 | Emrie Ellis         |
|               | Avery Hughes    |                 | Ashlyn Sage         |
|               | Destinee Oberg  |                 | Samara Spencer      |
|               |                 |                 | Jersey Wolfenbarger |

### ALPHABETICAL

| NO. | NAME                | POS | HT  | CL   | HOMETOWN/PREVIOUS SCHOOL                    |
|-----|---------------------|-----|-----|------|---|
| 4   | Erynn Barnum        | F   | 6-2 | RJr  | Little Rock, Ark./LR Central HS             |
| 43  | Makayla Daniels     | G   | 5-8 | Jr   | Frederick, Md./Frederick HS                 |
| 30  | Maryam Dauda        | F   | 6-4 | Fr   | Bentonville, Ark./Bentonville HS            |
| 1   | Marquesha Davis     | G   | 6-0 | Jr   | McGehee, Ark./Springdale HS                 |
| 3   | Elauna Eaton        | G   | 6-0 | RFr  | Helena, Ark./Nettleton HS                   |
| 55  | Emrie Ellis         | F   | 6-3 | Fr   | Vanoss, Okla./Vanoss HS                     |
| 13  | Sasha Goforth       | G   | 6-0 | So   | Fayetteville, Ark./Fayetteville HS          |
| 22  | Avery Hughes        | G   | 5-7 | Jr   | Bentonville, Ark./Bentonville HS            |
| 11  | Rylee Langerman     | G   | 5-9 | So   | Norman, Okla./Chirstian Heritage HS         |
| 25  | Destinee Oberg      | C   | 6-3 | Jr   | Burnsville, Minn./John F. Kennedy HS        |
| 23  | Amber Ramirez       | G   | 5-9 | RSr* | San Antonio, Texas/Wagner HS/TCU            |
| 15  | Ashlyn Sage         | G   | 6-2 | Fr   | Weatherford, Okla./Weatherford HS           |
| 2   | Samara Spencer      | G   | 5-7 | Fr   | Fort Lauderdale, Fla./St. Thomas Aquinas HS |
| 24  | Jersey Wolfenbarger | G   | 6-5 | Fr   | Forth Smith, Ark./Northside HS              |

### BY STATE

|                     |              |
|---------------------|--------------|
| <b>ARKANSAS</b>     |              |
| Erynn Barnum        | Little Rock  |
| Maryam Dauda        | Bentonville  |
| Marquesha Davis     | McGehee      |
| Elauna Eaton        | Helena       |
| Sasha Goforth       | Fayetteville |
| Avery Hughes        | Bentonville  |
| Jersey Wolfenbarger | Fort Smith   |

### FLORIDA

|                |                 |
|----------------|-----------------|
| Samara Spencer | Fort Lauderdale |
|----------------|-----------------|

### MARYLAND

|                 |           |
|-----------------|-----------|
| Makayla Daniels | Frederick |
|-----------------|-----------|

### MINNESOTA

|                |            |
|----------------|------------|
| Destinee Oberg | Burnsville |
|----------------|------------|

### OKLAHOMA

|                 |             |
|-----------------|-------------|
| Emrie Ellis     | Vanoss      |
| Rylee Langerman | Norman      |
| Ashlyn Sage     | Weatherford |

### TEXAS

|               |             |
|---------------|-------------|
| Amber Ramirez | San Antonio |
|---------------|-------------|

### FA-NETIK

#### PRONUNCIATIONS

- 1 Mar-QWEE-Shuh
- 2 Suh-MARE-uh
- 30 DOW-duh
- 55 em-REE

## SOUTHEASTERN CONFERENCE STANDINGS (AS OF 11/30/21)

|                   | Conference |      |     |     | Overall |       |     |     |     |      |
|-------------------|------------|------|-----|-----|---------|-------|-----|-----|-----|------|
|                   | W-L        | Pct. | H   | A   | W-L     | Pct.  | H   | A   | N   | Strk |
| Georgia           | 0-0        | .000 | 0-0 | 0-0 | 6-0     | 1.000 | 4-0 | 0-0 | 2-0 | W6   |
| Missouri          | 0-0        | .000 | 0-0 | 0-0 | 7-0     | 1.000 | 4-0 | 2-0 | 1-0 | W7   |
| South Carolina    | 0-0        | .000 | 0-0 | 0-0 | 8-0     | 1.000 | 3-0 | 2-0 | 3-0 | W8   |
| Tennessee         | 0-0        | .000 | 0-0 | 0-0 | 6-0     | 1.000 | 3-0 | 1-0 | 2-0 | W6   |
| Texas A&M         | 0-0        | .000 | 0-0 | 0-0 | 7-0     | 1.000 | 4-0 | 0-0 | 3-0 | W7   |
| Arkansas          | 0-0        | .000 | 0-0 | 0-0 | 6-1     | .867  | 5-0 | 1-1 | 0-0 | W4   |
| Ole Miss          | 0-0        | .000 | 0-0 | 0-0 | 6-1     | .867  | 4-1 | 1-0 | 1-0 | W6   |
| LSU               | 0-0        | .000 | 0-0 | 0-0 | 5-1     | .833  | 2-1 | 1-0 | 2-0 | W4   |
| Mississippi State | 0-0        | .000 | 0-0 | 0-0 | 5-1     | .833  | 4-0 | 0-0 | 1-1 | L1   |
| Kentucky          | 0-0        | .000 | 0-0 | 0-0 | 4-1     | .800  | 3-0 | 0-1 | 0-0 | W1   |
| Florida           | 0-0        | .000 | 0-0 | 0-0 | 6-2     | .750  | 3-0 | 0-1 | 4-1 | W6   |
| Alabama           | 0-0        | .000 | 0-0 | 0-0 | 5-2     | .714  | 5-1 | 0-0 | 0-1 | W3   |
| Auburn            | 0-0        | .000 | 0-0 | 0-0 | 3-3     | .500  | 2-2 | 1-1 | 0-0 | W1   |
| Vanderbilt        | 0-0        | .000 | 0-0 | 0-0 | 4-4     | .500  | 3-1 | 0-1 | 1-2 | L1   |

2022 SEC Preseason  
Media Poll

1. South Carolina
2. Tennessee
3. Texas A&M
4. Kentucky
5. Georgia
6. **Arkansas**
7. LSU
8. Ole Miss
9. Mississippi State
10. Alabama
11. Missouri
12. Florida
13. Auburn
14. Vanderbilt

2022 SEC Preseason  
Coaches' Poll

1. South Carolina
2. Texas A&M
3. Tennessee
4. Georgia
5. Kentucky
6. Ole Miss
7. **Arkansas**
8. LSU
9. Mississippi State
10. Missouri
11. Florida
12. Alabama
13. Auburn
14. Vanderbilt

## THREE, FREE &amp; CLEAN

- Some of Arkansas' players may have changed, but Head Coach Mike Neighbors' offensive philosophy has not.
- The Hogs continue to get a large share of their points from the three point and free throw lines, while also taking care of the basketball.
- The Razorbacks rarely give the ball away, as their 10.7 turnovers per game is the fifth-best mark in the nation.
- The Hogs are also getting to the line a ton, as their 175 free throws attempted through seven games is the fifth-most in the nation.
- Arkansas has made 116 of those attempts, which is good for eighth-most in the nation.
- From beyond, Arkansas is back in the top-20 nationally, as they have hit 61 threes so far this season, 17th-most in the NCAA.
- The Hogs' 186 three-point attempts this season is the 16th-highest clip in the NCAA.

## "FRESHMAN READY"

- Three weeks into the season, it has already become obvious that a few first-year Hogs are, as Coach Neighbors says, "Freshman Ready".
- The charge has been led by Samara Spencer and Jersey Wolfenbarger, two freshmen that have already won SEC Freshman of the Week honors.
- Spencer won hers following week one of the season, as she averaged 11.3 points, 2.0 rebounds, 2.7 assists and 1.0 steals per game in three contests against Tarleton State, UAPB and Then-No. 2 UConn.
- Spencer is currently second on the team in scoring, at 11.6 PPG, and it appears she has a hold on the team's fifth starting spot.
- Wolfenbarger, meanwhile, was the most recent recipient of the award, taking home the hardware following a two-game-in-two-day stretch against Sam Houston and Belmont in which she averaged 13 points, 3.5 boards, 1.5 assists and 0.5 steals per game.
- The 6-5 freshman guard is starting to find her footing, and her 16-pointing outing against Sam Houston, in which she made five of her eight shots, and three of her four threes, is evidence of that.
- Though she hasn't won any SEC awards, freshman forward Emrie Ellis is also making her mark. She scored 15 points over the weekend, dropping a career-best eight on Sam Houston and seven more on Sam Houston.
- Despite playing only 14 minutes per game, Ellis also leads the Hogs in blocks, with 14 of them. She has blocked multiple shots in four of her seven games played this season, including a season-best five in the UAPB game, the most by a freshman since 2014 when Jessica Jackson did it.

## LAST TIME OUT

- Arkansas Women's Basketball earned its second win in as many days Sunday, as the Hogs handled the Belmont Bruins, 83-63, in Bud Walton Arena.
- Arkansas wasted no time jumping out in front Sunday, racing out to a 16-point lead less than six minutes into the game.
- Six different Hogs got in the scoring column during that span, and that set the tone for an all-around scoring effort for the home squad.
- The Hogs dished out 17 assists Sunday and held the lead for all but 49 seconds of the game.
- The Hogs continued to dominate in the second quarter with the help of a couple Spencer three-pointers, and by the time the teams were headed to the locker room, Arkansas had a 23-point advantage.
- It was all housekeeping after that, as Arkansas's lead never dipped below 18 in the second half.
- Arkansas' 83 points was the most points given up by Belmont since March 6, 2020 (114, SEMO, 3/6/20).
- Barnum scored 15+ for the fourth time in seven games.
- She also nabbed four steals, her third game this season with 3+ steals.
- Jersey Wolfenbarger got into double-figures for the second straight game, going for 10 points.
- Sasha Goforth reached double-figures also, going for 10 points.
- Makayla Daniels dished 5+ assists for the third time in five games.



# HOGS STAYING HOME

**ERYNN BARNUM**  
RJR. | F | LITTLE ROCK, ARKANSAS

**MARQUESHA DAVIS**  
JR. | G | MCGEEHEE, ARKANSAS

**AVERY HUGHES**  
JR. | G | BENTONVILLE, ARKANSAS

**ELAUNA EATON**  
RFR. | G | HELENA, ARKANSAS

**SASHA GOFORTH**  
SO. | G | FAYETTEVILLE, ARKANSAS

**JERSEY WOLFENBARGER**  
FR. | G/F | FORT SMITH, ARKANSAS

**MARYAM DAUDA**  
FR. | F | BENTONVILLE, ARKANSAS

→ Erynn Barnum, now a redshirt junior, is the oldest of the Arkansas bunch. After an extremely successful season coming off the bench, she is poised to breakout.

→ Junior Marquesha Davis, like Barnum, is poised to have a much larger role this season as well. The McGehee, Ark. native showed how good she could be in Arkansas' monster wins over both Baylor and UConn. She put up eight points, four rebounds and four steals against Baylor, while going for seven points, three boards and several huge stops against Paige Bueckers in the win over the Huskies.

→ Junior Avery Hughes of Bentonville, who was the first walk-on of the Neighbors era at Arkansas, was recently put on scholarship.

→ Coming off an ACL tear, reshirt freshman Elauna Eaton is set to make her debut for Neighbors & Co. in 2021-22. The scoring guard was highly touted out of Nettleton High School, ranked as a five-star player and as the No. 37 player in the class of 2020.

→ Transferring in this season, sophomore, and former McDonald's All-American, Sasha Goforth retruns home to Fayetteville and will make an immediate impact. The All-Freshman Pac-12 player brings her versatile game to Arkansas, and will be immediately eligible.

→ Freshman Jersey Wolfenbarger arrives on the Hill as perhaps the most highly touted player in the program's history. The 6-5 wing ranked No. 7 in the 2021 Hoopgurlz rankings was the Arkansas Gatorade Player of the Year twice in a row, and earned a spot on the gold medal winning U19 FIBA World Cup squad.

→ Not far behind her, though, is fellow freshman Maryam Dauda. Dauda, like Wolfenbarger was a McDonald's All-American and Jordan Brand Classic Invitee. Dauda is currently rehabing a torn ACL.





**THE SPLASH SISTER**

→ Now entering her third season at Arkansas, Amber Ramirez starts the 2021–22 season as the leader of the Razorbacks.

→ The Splash Sister is up to the task – Ramirez finished the season last year averaging 13.5 points per game on 43 percent shooting.

→ The coaches in the league took notice, as Ramirez was named to the Preseason All–SEC Second Team.

→ The honor was the first from the league office in her career, and she was the only Hog to be placed on either of the preseason teams.

→ Ramirez is a big game player, and that showed up once again in Arkansas' loss to UConn.

→ After struggling to start her COVID senior season, Ramirez broke out against UConn, going for 20 points in the game.

→ That mark led the team. She also hit three of her six long balls.

→ Ramirez's averages in the seven game she's played against top–5 teams while on the Hill are up over her normal averages: 17.3 PPG on 46.9 percent from the field and 50 percent from long range.

**MONEY MAK**

→ Junior guard Makayla Daniels is set for an expanded role in her third season on the Hill.

→ Daniels has yet to miss a start since arriving in Fayetteville – she's started 67 straight games, including seven starts this season.

→ Daniels has been versatile to start her junior campaign, as she leads Arkansas in assists (3.7), and is second in rebounding (5.7).

→ Mak can still score the ball, though, and that showed in the win at AState, as she scored a season-high 22 points.

→ Against the Red Wolves, Daniels became the first Razorback with a 20+ point, 8+ rebound and 5+ assist game since Malica Monk had one against Samford in 2017 (21–9–6, 11/12/17).

**DEPTH ON DEPTH ON DEPTH**

→ A year after playing a shorter rotation, Coach Neighbors will have plenty of chess pieces to use during the 2021–22 season.

→ Makayla Daniels and Amber Ramirez will retain their starting spots, but from there, the depth chart becomes very competitive.

→ The guard rotation will be good for the Hogs once again, as Elauna Eaton, Rylee Langerman and Samara Spencer will all have an opportunity to secure playing time.

→ Eaton, the former five–star recruit, has made an immediate impact in her first season playing as a Hog, averaging 5.7 points per game, hitting 36 percent of her long balls.

→ Langerman, meanwhile, brings a rugged

**WHAT'S HE SAYIN'?**

Trying to figure out what Coach Neighbors is saying on the bench? Don't worry – he has a language all his own.

Coach Neighbors plays Positionless Basketball. Instead of having guards, forwards and centers, he has Rabbits, Rackers, Locks and Dragons.



Rabbits run the floor and look to score quickly with a layup.



Rackers bring the ball up the floor, and are trying to get to the rack.



Locks, generally good three–point shooters, are trying to win the race to the corners.



The Dragon is the last player down the court, dragging behind the others.

presence to the backcourt, as she will rebound and defend with the best guards in the league this season. She showed her all around ability in the AState win, going for eight points, six boards, three assists and three steals.

→ The only guard on the team that can match Daniels' speed, Spencer's ability to get to the cup has been on display already, as her 11.6 PPG is good for second on the team.

→ On the wing, the Hogs are stacked: Sasha Goforth, Marquesha Davis and Jersey Wolfenbarager will all vie for serious minutes.

→ Goforth been a big addition, as she is averaging 9.9 points, 4.9 rebounds, 2.0 assists and 1.6 blocks per game so far this season.

→ Davis flashed frequently during her sophomore season, showing herself to be a capable scorer and a lockdown wing defender.

→ Wolfenbarger, meanwhile, is one of the more unique players in the country already. At 6–5, she's as big as most post players, but brings guard skills along with that size.

→ Down low, Erynn Barnum has a hold on the starting spot. She is an explosive scorer with an unorthodox game. She can also block shots.

→ Emrie Ellis, meanwhile, is a great playmaker and shooter as a big. While her impact early is not always reflected in the box score, Ellis does lead Arkansas in blocks, with 14 of them.

→ The wild card of the group is Maryam Dauda – the McDonald's All–American is a menacing presence down low, standing 6–4. She can do it all – shoot, run the floor and block and alter shots of those that come into the lane.

**OUR RECORD WHEN ...**

|                             |             |
|-----------------------------|-------------|
| Overall .....               | 6–1         |
| Home / Away / Neutral ..... | 5–0/1–1/0–0 |
| SEC .....                   | 0–0         |
| Home / Away .....           | 0–0/0–0     |
| White Uniforms .....        | 5–1         |
| Cardinal Uniforms .....     | 1–0         |
| Anthracite Uniforms .....   | 0–0         |

**LEADS/QUARTERS/HALFTIME/OT**

|   |     |
|---|-----|
| Leading after the 1st quarter .....       | 5–0 |
| Leading after the 2nd quarter/Half .....  | 6–0 |
| Leading after the 3rd quarter .....       | 6–0 |
| Leading at the half, home .....           | 5–0 |
| Leading at the half, road/neutral .....   | 1–0 |
| Tied at the half, home .....              | 0–0 |
| Tied at the half, road/neutral .....      | 0–0 |
| Games decided by 5 points or fewer .....  | 0–0 |
| Games decided by 10 points or fewer ..... | 1–0 |
| Leading with 5:00 left .....              | 6–0 |
| Leading with 2:00 left .....              | 6–0 |
| Overtime games .....                      | 0–0 |

**OFFENSE**

|   |     |
|---|-----|
| Scoring less than 70 points .....         | 1–0 |
| Scoring 70–79 points .....                | 0–0 |
| Scoring 80–89 points .....                | 2–1 |
| Scoring 90–99 points .....                | 3–0 |
| Scoring 100+ points .....                 | 0–0 |
| 2 Players Or Less in Double Figures ..... | 0–0 |
| 3 Players in Double Figures .....         | 1–1 |
| 4 Players in Double Figures .....         | 2–0 |
| 5 Players in Double Figures .....         | 1–0 |
| 5+ Players in Double Figures .....        | 2–0 |
| When shooting 50 percent or higher .....  | 1–0 |
| When shooting less than 50 percent .....  | 5–1 |

**REBOUNDING/TURNOVERS**

|  |     |
|--|-----|
| When outrebounding opponent .....            | 3–0 |
| When outrebounded .....                      | 2–1 |
| When rebounds are even .....                 | 1–0 |
| When grabbing 10+ offensive reb .....        | 5–1 |
| When forcing 15+ turnovers .....             | 6–0 |
| When committing less than 15 turnovers ..... | 5–1 |
| When committing 15+ turnovers .....          | 1–0 |

**Top Scorers (Includes Ties)**

|               |                    |
|---------------|--------------------|
| Daniels ..... | TSU, ASU           |
| Barnum .....  | UAPB, SMU, Belmont |
| Eaton .....   | UAPB               |
| Ramirez ..... | UConn, Sam Houston |

**Top Rebounders (Includes Ties)**

|               |                          |
|---------------|--------------------------|
| Daniels ..... | TSU, ASU                 |
| Barnum .....  | TSU, UConn, SMU, Belmont |
| Eaton .....   | UAPB                     |
| Goforth ..... | Sam Houston              |

**Months**

|                |     |
|----------------|-----|
| November ..... | 6–1 |
|----------------|-----|

## OFFENSE

|  |   |
|--|---|
| Scored 110+-----                         | 110, vs. Providence (11-16-98)                        |
| Scored 100+ points at home -----         | 105, vs. UCA (12-13-20)                               |
| Scored 100+ points on the road -----     | 108, at Ole Miss (2-16-20)   108, Baylor (3-6-91)     |
| Scored 90-99 points -----                | 92, Sam Houston (11-27-21)                            |
| Scored 90+ points at home -----          | 92, Sam Houston (11-27-21)                            |
| Scored 90+ points on the road -----      | 94, at Arkansas State (11-19-21)                      |
| Scored 80-89 points -----                | 83, Belmont (11-28-21)                                |
| Scored 80-89 points at home -----        | 83, Belmont (11-28-21)                                |
| Scored 80-89 points on the road -----    | 80, at No. 2 UConn (11-14-21)                         |
| Was held to 50-59-----                   | 55, vs. Georgia (1-23-20)                             |
| Was held to 49-40-----                   | 42 at No. 9 South Carolina (1-25-18)                  |
| Was held to 39-20-----                   | 34, at LSU, 2-7-19                                    |
| Was held to 20 or less -----             | N/A   |
| Made 40+ field goals -----               | 40, vs. UCA (12-13-20)                                |
| Made 17+ three-point field goals -----   | 19, Alabama (2-28-21)                                 |
| Made 10+ three-point field goals -----   | 10, Belmont (11-28-21)                                |
| Did not make 3-pointer (since 1986)----- | 0-10, at LSU, 2-7-19                                  |
| Made 30 free throws -----                | 30 (30-39), No. 4 Baylor (12-6-20)                    |
| Made 25 free throws -----                | 25 (25-33), Ole Miss (2-19-21)                        |
| Shot 50-59 or better -----               | 56.3, Ole Miss (2-19-21)                              |
| Shot 60 or better -----                  | .644 (38-59) at Ole Miss (2-16-20)                    |
| Held to less than 30 -----               | 26.5 (13-49), at LSU, 2-7-19                          |
| Held to less than 20 -----               | .182 (10-55) vs. No. 6/7 Tennessee (1-8-12; L, 38-69) |
| Had 20 or more assists in a game -----   | 22, vs. UCA (12-13-20)                                |

## DEFENSE

|   |   |
|---|---|
| Allowed 100 points-----                                     | 104, at No. 4 South Carolina  |
| Allowed 80-99 points-----                                   | 95, at No. 2 UConn (11-14-21)   |
| Held opponent to 40-49 points -----                         | 47, at SMU (12-9-20)  |
| Held opponent to 39-30 -----                                | 33, Tarleton State, (11-10-21)  |
| Held an SEC opponent under 50 points in 3 cons. games ----- | 47, Auburn (1-29-15)  |
| -----   | W, 52-47; 42, Alabama (2-1-15, W, 53-42); #24/21 Georgia (2-9-15, W, 54-48) |
| Held opponent to 29 points or less -----                    | 23, Binghamton, 11-30-13  |
| Held an opponent under 15 points in a half -----            | 12, vs. UCA (12-13-20)  |
| Held an opponent to 2 points in a quarter -----             | 2, vs. UCA (12-13-20)   |
| Held opponent under 15 field goals -----                    | 14, Houston Baptist, 12-28-16   |
| Held opponent to less than 30 percent shooting -----        | 25.0 (16-64), UAPB (11-12-21)   |
| Held opponent to less than 20 percent shooting -----        | 19.7 (13-66), vs. Northwestern State (12-15-19)                             |
| Held opponent under 15 percent from 3-point -----           | 13.3, Tarleton State (11-10-21)   |
| Opponent did not make a 3-pointer -----                     | 0, Tulsa (12-11-19)   |
| Had 70+ rebounds -----                                      | 74, Mississippi Valley State (11-24-89)                                     |
| Had 60-69 rebounds -----                                    | 64, Prairie View A&M (12-16-18)   |
| Had 50-59 rebounds -----                                    | 53, Oral Roberts (11-25-20)   |
| Had 10 or more blocked shots in a game -----                | 12, UAPB (11-12-21)   |
| Had 20 or more steals in a game -----                       | 20, ORU (11-13-13)  |
| Had 15 or more steals in a game -----                       | 18, vs. UT Martin (12-29-19)  |
| Forced 25+ Turnovers in a game -----                        | 29, Oral Roberts (11-25-20)   |

## OTHER

|  |   |
|--|---|
| Won an overtime game -----             | 85-81, at Missouri, (2-2-20)  |
| Lost an overtime game -----            | Florida (71-66), 1-28-16  |
| Won a double overtime game -----       | 73-72, vs. Florida (1-29-12)  |
| Lost a double overtime game -----      | N/A   |
| Won a triple overtime game -----       | 91-80 Win in 3OT, 2-10-13, at Alabama                                   |
| Played consecutive OT games -----      | 1-24-16 at Auburn (lost); 1-28-16 vs Florida (lost)                     |
| Won regular season tournament -----    | Bahamas Hoopfest (Nassau, Bahamas, Nov. 29-28, 2019)                    |
| Defeated ranked team -----             | vs. No. 24 Mississippi State (2-11-21)                                  |
| Defeated a ranked team on the road --- | 57-53, at #19/18 LSU, 2-23-14; 77-76, #17/16 Iowa (Las Vegas), 12-18-14 |
| All-time SEC win streak -----          | 8 games (1-15-12: Auburn through 2-15-12: at Auburn)                    |
| All-time SEC home win streak -----     | 5 games (1-15-12: Auburn -- 2-9-12: S. Carolina)                        |
| -----                                  | 5 games (1-14-21: Florida -- 2-28-21: Alabama)                          |

## A RAZORBACK PLAYER ...

|  |   |
|--|---|
| Scored 20-24 points -----                              | 22, Makayla Daniels, at Arkansas State (11-19-21)                           |
| Scored 25-29 points -----                              | 29, Destiny Slocum, at LSU (2-21-21)  |
| Scored 30+ points -----                                | 35, Amber Ramirez, Alabama (2-28-21)  |
| Scored 40+ points -----                                | 41, Chelsea Dungee vs Auburn (2-10-19)                                      |
| Scored 20+ points 10 times in a season -----           | Chelsea Dungee (20x   2018-19)  |
| -----  | Chelsea Dungee (11x   2019-20)  |
| -----  | Chelsea Dungee (17x   2020-21)  |
| Double figures in 15 cons games (Season) -----         | Jessica Jackson, 11/11/16, LSU 1-8-17                                       |
| -----  | Chelsea Dungee, 26 games, (2018-19 & 2019-20)                               |
| -----  | Chelsea Dungee, 31 games, (2019-20 & 2020-21)                               |
| Five players scored double figures in 1 game -----     | UAPB (11-12-21)   |
| -----  | Barnum 15, Eaton, 15, Spencer 14, Goforth 11, Ramirez 11                    |
| Five Starters In Double Figures -----                  | FGCU, 11-28-20  |
| -----  | Dungee 25, Daniels 15, Ramirez 12, Slocum 12, Thomas 11                     |
| Seven players scored in double figures in 1 game ----- | vs. Northwestern State, 11-9-18   |
| -----  | (Tolfree, Gaulden, Monk, Thomas, Doumbia, Dungee, Williams)                 |
| Made 10+ field goals in a game -----                   | 12, Amber Ramirez, Alabama (2-28-21)  |
| Attempted 20+ field goals in a game -----              | 24, Chelsea Dungee, Ole Miss (3-4-21)                                       |
| Made 10 free throws in a game -----                    | 14, Chelsea Dungee, Ole Miss (2-19-21)                                      |
| Made 7 or more 3-pt FG in a game -----                 | 8, Amber Ramirez, Alabama (2-28-21)   |
| Attempted 10 or more 3-pt FG in a game -----           | 11, Chelsea Dungee, Ole Miss (3-4-21)                                       |
| Had 10-14 rebounds -----                               | 10, Taylah Thomas, at No.22 Georgia (1-25-21)                               |
| Had 15-19 rebounds -----                               | 21, Taylah Thomas, New Orleans, 11-8-19                                     |
| Had 20+ rebounds -----                                 | 21, Taylah Thomas, New Orleans, 11-8-19                                     |
| Had 10 offensive reb - Records go back to 05-06 -----  | 11, Melissa Wolff   |
| -----  | vs. New Orleans (1-30-15)   |
| Had 10+ defensive reb - Records go back to 05-06 ----- | 10, Rokia Doumbia, (Tulsa) 12-11-19   |
| Had 10+ assists -----                                  | 10, Destiny Slocum, at Mizzou (2-4-21)                                      |
| Had 10+ assists in cons games -----                    | Jailyn Mason (11 vs. HBU, 12-28-16 and 10 at Ole                            |
| -----  | Miss, 1-1-17), Calli Berna (11 vs. No. 10/8 KY 2/7/13 and 11 at UA 2/10/13) |
| Had 5+ blocks in a game -----                          | 5, Emrie Ellis, UAPB (11-12-21)   |
| Had 9+ blocks in a game -----                          | 9, Robyn Irwin vs. SMSU, 12-19-88 (school record)                           |
| Had 5 or more steals in a game -----                   | 5, Chelsea Dungee, @ Tennessee (1-7-21)                                     |
| Had a double-double -----                              | 22 Points, 10 Assists, Destiny Slocum, at Mizzou (2-4-21)                   |
| Had a double-double in two cons games -----            | Taylah Thomas, New Orleans & McNeese State, 11-8/11-11-19                   |
| -----  | 10 & 21/11 & 11   |
| Had two players record a double-double -----           | Kiara Williams (12 pts/16 reb) &  |
| -----  | Malica Monk (10 pts/10 reb)., Grambling State, 12-28-17                     |
| Had seven double-doubles in a season -----             | Devin Cosper, 2017-18   |
| -----  | (SHSU, ORU, NMSU, Char., Tulsa, OM, AL)                                     |
| Had 10+ double-doubles in a season -----               | 2006-07, Lauren Ervin (14)  |
| Had a triple-double -----                              | 14 pts, 13 reb, 12 asts, C'eira Ricketts vs. Auburn (1-18-09)               |

## MORE ABOUT MIKE

Hometown: Greenwood, Ark. (Greenwood HS)  
 Family: Daughter Abby; Sons Alec, Bowen and Barrett  
 Alma Mater: Arkansas, 1993

## NEIGHBORS BY THE NUMBERS

|     |                                  |
|-----|----------------------------------|
| 182 | Wins (182-92, 8 seasons)         |
| 5   | Players drafted in the WNBA (HC) |
| 14  | Signed McDonalds' All-Americans  |
| 8   | Years as a head coach            |
| 7   | Postseason appearances           |
| 1   | Final Four appearance            |

## LEARN MORE



Sign up for Mike Neighbors' news-letter and listen to his podcasts at CoachNeighbors.com

## NABES FAVES

## TOP 10 MOVIES

1. A Few Good Men
2. The Hunt For Red October
3. The Silence Of The Lambs
4. Hoosiers
5. Moneyball
6. Pretty Woman
7. Top Gun
8. JFK
9. The Lion King
10. Purple Rain

See the entire list here: <http://imdb.to/2royaO0>

## TOP 10 SONGS

1. Sweet Child O' Mine (Guns N' Roses)
2. You Shook Me All Night Long (AC/DC)
3. Man In The Mirror (Michael Jackson)
4. Amarillo By Morning (George Strait)
5. Jessie's Girl (Rick Springfield)
6. Hysteria (Def Leppard)
7. Fishin' In The Dark (Nitty Gritty Dirt Band)
8. The Ballad of Curtis Loew (Lynyrd Skynyrd)
9. Wanted Dead Or Alive (Bon Jovi)
10. Let's Go Crazy (Prince)

## TOP 10 TV SHOWS

1. West Wing (first three seasons)
2. Ted Lasso
3. The Wire
4. Breaking Bad
5. Seinfeld
6. The Newsroom
7. Prison Break
8. Arrested Development
9. Game of Thrones
10. The Goldbergs



## MIKE NEIGHBORS

## THE MOST INTERESTING COACH IN COLLEGE BASKETBALL

Fifth Season | Career Record: 182-92 (8) | Arkansas Record: 84-51 (4)

Four years after his return to his alma mater, Mike Neighbors has transformed Arkansas into a nationally recognized women's basketball program. During his time back home, Neighbors has guided his Hogs to the best four-year period of sustained success in program history. The proof of his success, and the success of his system, lies in the numbers - Neighbors has accumulated 176 wins during his eight seasons as a head coach, one of only two NCAA Division I Head Coaches to do so in eight or fewer seasons.

Entering his fifth season on the bench for Arkansas, Neighbors is coming off a historic campaign unlike any other. Under his watchful eye, the Hogs have been transformed into a winner in the Southeastern Conference. His 2020-21 team helped cement that, as the Razorbacks finished 9-6 in the league, the first time in program history with back-to-back winning seasons since joining the SEC back in 1991. Neighbors' 2020-21 squad was also at its best when the competition was at its most fierce - his most recent team became the first Razorback squad to beat two top-five teams in the same season, as Arkansas beat both No. 4 Baylor and No. 3 UConn this past season. Their win against Baylor was the first top-five win for the program since 2003, and its first win against a defending national champion since 1996. Neighbors' Hogs accomplished all this in the midst of the COVID-19 pandemic, and during the regular season, played in 26 games, the most in the NCAA. That was not by accident - Neighbors and his staff went the extra mile in how they traveled, practiced and managed their team on gameday. The season culminated with the program's first trip to the NCAA Tournament since 2015, and if not for the COVID-19 pandemic, it would have been the first back-to-back appearances for the program since the 2002 and 2003 NCAA Tournaments.

## TIMELINE

|                                       |              |
|---------------------------------------|--------------|
| → Bentonville HS Head Coach           | 1994-98      |
| → Cabot HS Head Coach                 | 1998-99      |
| → Arkansas Director of Ops            | 1999-01      |
| → Tulsa Univ. Assistant Coach         | 2001-05      |
| → Univ. of Colorado Assistant Coach   | 2005-06      |
| → Univ. of Arkansas Assistant Coach   | 2006-07      |
| → Xavier Assistant Coach              | 2007-2011    |
| → Univ. of Washington Assistant Coach | 2011-13      |
| → Univ. of Washington Head Coach      | 2013-17      |
| → Univ. of Arkansas Head Coach        | 2017-present |

## COACHING DEVELOPMENT

| Coach          | w/Nabes         | Now                  |
|----------------|-----------------|----------------------|
| Chantel Osahor | '20, '21        | AC Oklahoma          |
| Fred Castro    | '14, '15, '16   | HC Eastern Michigan  |
| Adia Barnes    | '14, '15        | HC Arizona           |
| Adam Call      | '14             | AC George Washington |
| Morgan Valley  | '16             | AC Arizona           |
| Todd Schaefer  | '16-'21         | AHC Arkansas         |
| Devin Cosper   | '18 (As Player) | Ops Presbyterian     |

## COACHING HISTORY

| University of Washington | Year    | Overall      | Pac-12       | Finish |
|--------------------------|---------|--------------|--------------|--------|
|                          | 2013-14 | 20-14 (.588) | 10-8 (.556)  | 6      |
|                          | 2014-15 | 23-10 (.697) | 11-7 (.611)  | 5      |
|                          | 2015-16 | 26-11 (.703) | 11-7 (.611)  | 5      |
|                          | 2016-17 | 29-6 (.829)  | 15-3 (.833)  | T-2    |
| UW                       |         | 98-41 (.705) | 47-25 (.662) |        |

| University of Arkansas | Year    | Overall      | SEC          | Finish |
|------------------------|---------|--------------|--------------|--------|
|                        | 2017-18 | 13-18 (.419) | 3-13 (.188)  | T-11   |
|                        | 2018-19 | 22-15 (.611) | 6-10 (.375)  | 10     |
|                        | 2019-20 | 24-8 (.750)  | 10-6 (.625)  | T3     |
|                        | 2020-21 | 19-9 (.679)  | 9-6 (.600)   | T5     |
|                        | 2021-22 | 6-1 (.857)   | 0-0 (.000)   |        |
| Ark                    |         | 84-51 (.622) | 28-36 (.438) |        |

|        |               |              |       |
|--------|---------------|--------------|-------|
| Totals | 182-92 (.664) | 75-60 (.556) | 8 yrs |
|--------|---------------|--------------|-------|

## PLAYER DEVELOPMENT

| YEAR | UNIVERSITY | PLAYER           | ROUND | OVERALL | TEAM NOTE               |
|------|------------|------------------|-------|---------|-------------------------|
| 2021 | Arkansas   | Chelsea Dungee   | 1     | 5       | Dallas Wings ! @        |
| 2021 | Arkansas   | Destiny Slocum   | 2     | 14      | Las Vegas Aces ! @      |
| 2021 | Arizona    | Aari McDonald    | 1     | 3       | Atlanta Dream @         |
| 2017 | Washington | Kelsey Plum      | 1     | 1       | San Antonio Stars ! @   |
|      | Washington | Chantel Osahor   | 2     | 21      | Chicago Sky ! @         |
| 2016 | Washington | Talia Walton     | 3     | 29      | Los Angeles Sparks ! @  |
| 2011 | Xavier     | Amber Harris     | 1     | 4       | Minnesota Lynx #        |
|      | Xavier     | Ta'Shia Phillips | 1     | 8       | Atlanta Dream #         |
|      | TAMU/UAAPS | Tanisha Smith    | 2     | 22      | Seattle Storm #         |
|      | Colorado   | Brittany Spears  | 2     | 19      | Phoenix Mercury *       |
| 2009 | Arkansas   | Shameka Christon | 1     | 5       | New York Liberty \$     |
| 2008 | Arkansas   | Lauren Ervin     | 3     | 37      | Connecticut Sun #       |
| 2006 | Tulsa      | Megan Moody      | -     | -       | Houston Comets          |
|      |            |                  |       |         | Free Agent #            |
| 2003 | Tulsa      | Allison Curtin   | 1     | 12      | Houston Comets ! #      |
|      | Arkansas   | Dana Cherry      | 2     | 23      | Traded to Detroit Shock |
|      |            |                  |       |         | Charlotte Sting \$      |

\*- Signed but did not coach

!- At the school when player was drafted

@- Worked with player as a head coach

#- Worked with player as an assistant coach

\$- Worked with player as other (GA, etc)

## NABES VS. ARKANSAS HISTORY

| Category                   | NABES     | All Others In Program History |
|----------------------------|-----------|-------------------------------|
| Winning Record In SEC Play | 2 Seasons | 2 Seasons                     |
| SEC Tourney Finals         | 1         | 0                             |
| Top 5 Wins                 | 2         | 2                             |
| Weeks Ranked in AP Top 25  | 34        | 63                            |
| Top 15 WBNA Draft Picks    | 2         | 1                             |
| McDonald's AAs Signed      | 5         | 1                             |
| WBNA AAs                   | 1         | 1                             |



## THE MOST INTERESTING MAN IN COLLEGE BASKETBALL

→ **Movies:** His expansive movie collection includes digital, disk and VHS copies. Did you know he used to work at BlockBuster? On a related note, he also collects books that have been turned into movies.

→ Baseballs autographed by movie stars: Ask him about this collection – talk about some good stories.

→ Lunch Boxes: Coach collects tin lunch boxes that he carried to school and has them displayed in his home. His first lunch box had KISS on it.

→ Hamilton: Nabes is a huge Hamilton fan, and routinely quotes the Broadway musical to players, fans and media alike.

→ **Athens City Champion:** Coach stumbled upon a dart tournament while on a trip to Athens, Georgia. He joined in and was one of the two-man winning team.

→ Ask him about shoes, music, movies, guitars, basketball nostalgia – just about anything!



|                      |   |   |                    |   |   |                  |   |   |                  |     |    |
|----------------------|---|---|--------------------|---|---|------------------|---|---|------------------|-----|----|
| NEIGHBORS VERSUS ... |   |   | Georgia            | 1 | 5 | Oklahoma         | 1 | 2 | Tennessee Martin | 1   | 0  |
| Abilene Christian    | 2 | 0 | Grambling State    | 2 | 0 | Ole Miss         | 5 | 1 | Tennessee State  | 1   | 0  |
| Alabama              | 4 | 1 | Grand Canyon       | 1 | 0 | Oral Roberts     | 4 | 0 | Tennessee Tech   | 1   | 0  |
| Arizona State        | 2 | 6 | Hartford           | 1 | 0 | Oregon State     | 1 | 6 | Texas A&M        | 3   | 7  |
| Arizona              | 6 | 0 | Hawai'i            | 1 | 0 | Oregon           | 5 | 3 | Texas Tech       | 1   | 0  |
| Arkansas State       | 1 | 0 | Houston            | 2 | 0 | Pennsylvania     | 1 | 0 | Tulsa            | 3   | 0  |
| Auburn               | 5 | 1 | Idaho              | 1 | 0 | Pittsburgh       | 1 | 1 | UAB              | 1   | 0  |
| Baylor               | 1 | 0 | Iowa State         | 0 | 1 | Portland         | 3 | 1 | UAPB             | 2   | 0  |
| Belmont              | 2 | 0 | Jackson State      | 1 | 0 | Prairie View A&M | 1 | 0 | UC Irvine        | 1   | 0  |
| Boise State          | 1 | 0 | Kansas             | 0 | 1 | Saint Mary's     | 0 | 1 | UC Riverside     | 2   | 0  |
| BYU                  | 1 | 0 | Kansas State       | 1 | 0 | Sam Houston      | 2 | 0 | UCLA             | 4   | 2  |
| California           | 4 | 4 | Kentucky           | 2 | 4 | Samford          | 1 | 0 | USC              | 6   | 0  |
| Central Arkansas     | 1 | 0 | Little Rock        | 2 | 0 | San Diego State  | 2 | 0 | Utah             | 7   | 3  |
| Charlotte            | 1 | 0 | Louisiana-Monroe   | 2 | 0 | San Diego        | 1 | 0 | UT-Arlington     | 2   | 0  |
| Colorado State       | 1 | 0 | LSU                | 2 | 2 | Santa Clara      | 1 | 0 | UTEP             | 0   | 2  |
| Colorado             | 9 | 0 | McNeese State      | 1 | 0 | Savannah State   | 1 | 0 | Vanderbilt       | 3   | 1  |
| Connecticut          | 1 | 1 | Maryland           | 1 | 1 | Seattle          | 4 | 0 | Wake Forest      | 1   | 0  |
| CSUN                 | 1 | 0 | Miami              | 0 | 1 | SMU              | 2 | 0 | Washington State | 5   | 3  |
| DePaul               | 0 | 1 | Mississippi State  | 1 | 5 | South Carolina   | 1 | 6 | Weber State      | 1   | 0  |
| Eastern Washington   | 1 | 0 | Missouri           | 5 | 4 | South Dakota     | 2 | 0 | Wisconsin        | 3   | 0  |
| Florida State        | 1 | 0 | Montana State      | 2 | 0 | Stanford         | 3 | 5 | Wright State     | 0   | 1  |
| Florida              | 3 | 2 | Nebraska           | 1 | 1 | Stony Brook      | 1 | 0 | Yale             | 1   | 0  |
| FGCU                 | 1 | 0 | New Mexico State   | 1 | 0 | Syracuse         | 0 | 2 | TOTALS           | 182 | 92 |
| Fordham              | 1 | 0 | New Orleans        | 1 | 0 | Tarleton State   | 1 | 0 |                  |     |    |
| Fresno State         | 2 | 0 | Northwestern State | 2 | 0 | TCU              | 0 | 1 |                  |     |    |
| Furman               | 1 | 0 | Notre Dame         | 0 | 1 | Tennessee        | 2 | 2 |                  |     |    |



**@RazorbackWBB STATISTICS**  
**Arkansas Combined Team Statistics (as of Nov 28, 2021)**  
**All games**



| RECORD:        | OVERALL | HOME | AWAY | NEUTRAL |
|----------------|---------|------|------|---------|
| ALL GAMES      | 6-1     | 5-0  | 1-1  | 0-0     |
| CONFERENCE     | 0-0     | 0-0  | 0-0  | 0-0     |
| NON-CONFERENCE | 6-1     | 5-0  | 1-1  | 0-0     |

| ##             | Player              | gp-gs | min  | avg  | Total   |      | 3-Point |      | F-Throw |      | Rebounds |     |     |      | pf  | dq | a   | to  | blk | stl | pts | avg  |
|----------------|---------------------|-------|------|------|---------|------|---------|------|---------|------|----------|-----|-----|------|-----|----|-----|-----|-----|-----|-----|------|
|                |                     |       |      |      | fg-fga  | fg%  | 3fg-fga | 3fg% | ft-fa   | ft%  | off      | def | tot | avg  |     |    |     |     |     |     |     |      |
| 04             | Erynn Barnum        | 7-7   | 149  | 21.3 | 30-65   | .462 | 2-9     | .222 | 25-33   | .758 | 17       | 26  | 43  | 6.1  | 11  | 0  | 7   | 8   | 6   | 12  | 87  | 12.4 |
| 02             | Samara Spencer      | 7-3   | 151  | 21.6 | 28-49   | .571 | 13-22   | .591 | 12-19   | .632 | 4        | 13  | 17  | 2.4  | 8   | 0  | 18  | 11  | 1   | 10  | 81  | 11.6 |
| 23             | Amber Ramirez       | 7-7   | 182  | 26.0 | 28-67   | .418 | 15-40   | .375 | 8-11    | .727 | 1        | 21  | 22  | 3.1  | 9   | 0  | 13  | 5   | 2   | 4   | 79  | 11.3 |
| 43             | Makayla Daniels     | 7-7   | 177  | 25.3 | 28-64   | .438 | 4-26    | .154 | 17-23   | .739 | 13       | 27  | 40  | 5.7  | 17  | 0  | 26  | 10  | 1   | 12  | 77  | 11.0 |
| 13             | Sasha Goforth       | 7-7   | 165  | 23.6 | 26-64   | .406 | 3-16    | .188 | 14-27   | .519 | 13       | 21  | 34  | 4.9  | 11  | 1  | 14  | 8   | 11  | 3   | 69  | 9.9  |
| 24             | Jersey Wolfenbarger | 6-1   | 98   | 16.3 | 15-35   | .429 | 6-14    | .429 | 9-18    | .500 | 8        | 15  | 23  | 3.8  | 13  | 0  | 4   | 7   | 3   | 5   | 45  | 7.5  |
| 01             | Marquesha Davis     | 7-1   | 84   | 12.0 | 14-33   | .424 | 1-6     | .167 | 12-18   | .667 | 4        | 13  | 17  | 2.4  | 10  | 0  | 4   | 4   | 1   | 6   | 41  | 5.9  |
| 03             | Elauna Eaton        | 7-1   | 110  | 15.7 | 10-31   | .323 | 9-25    | .360 | 11-12   | .917 | 1        | 11  | 12  | 1.7  | 8   | 0  | 1   | 2   | 0   | 4   | 40  | 5.7  |
| 55             | Emrie Ellis         | 7-0   | 102  | 14.6 | 17-34   | .500 | 2-12    | .167 | 2-4     | .500 | 6        | 16  | 22  | 3.1  | 16  | 0  | 4   | 10  | 14  | 0   | 38  | 5.4  |
| 11             | Rylee Langerman     | 7-1   | 110  | 15.7 | 9-17    | .529 | 3-7     | .429 | 6-8     | .750 | 4        | 13  | 17  | 2.4  | 17  | 0  | 7   | 6   | 1   | 5   | 27  | 3.9  |
| 15             | Ashlyn Sage         | 5-0   | 27   | 5.4  | 3-8     | .375 | 3-8     | .375 | 0-0     | .000 | 3        | 2   | 5   | 1.0  | 1   | 0  | 1   | 2   | 0   | 1   | 9   | 1.8  |
| 25             | Destinee Oberg      | 5-0   | 27   | 5.4  | 1-5     | .200 | 0-0     | .000 | 0-2     | .000 | 2        | 5   | 7   | 1.4  | 6   | 0  | 2   | 0   | 2   | 0   | 2   | 0.4  |
| 22             | Avery Hughes        | 5-0   | 18   | 3.6  | 0-3     | .000 | 0-1     | .000 | 0-0     | .000 | 0        | 1   | 1   | 0.2  | 2   | 0  | 1   | 2   | 0   | 0   | 0   | 0.0  |
| Team           |                     |       |      |      |         |      |         |      |         |      | 13       | 10  | 23  |      |     |    |     |     |     |     |     |      |
| Total.....     |                     | 7     | 1400 |      | 209-475 | .440 | 61-186  | .328 | 116-175 | .663 | 89       | 194 | 283 | 40.4 | 129 | 1  | 102 | 75  | 42  | 62  | 595 | 85.0 |
| Opponents..... |                     | 7     | 1400 |      | 164-416 | .394 | 29-105  | .276 | 82-125  | .656 | 68       | 201 | 269 | 38.4 | 154 | 4  | 68  | 133 | 24  | 30  | 439 | 62.7 |

| TEAM STATISTICS        | ARK     | OPP     | Date                | Opponent        | Score   | Att. |
|------------------------|---------|---------|---------------------|-----------------|---------|------|
| SCORING                | 595     | 439     | 11/10/21            | TARLETON ST.    | w 85-33 | 2614 |
| Points per game        | 85.0    | 62.7    | 11/12/21            | ARK.-PINE BLUFF | w 96-53 | 2425 |
| Scoring margin         | +22.3   | -       | 11/14/21            | at UConn        | L 80-95 | 9359 |
| FIELD GOALS-ATT        | 209-475 | 164-416 | 11/19/21            | at Arkansas St. | w 94-71 | 2574 |
| Field goal pct         | .440    | .394    | 11/22/21            | SMU             | w 65-58 | 3060 |
| 3 POINT FG-ATT         | 61-186  | 29-105  | 11/27/21            | SAM HOUSTON     | w 92-66 | 3335 |
| 3-point FG pct         | .328    | .276    | 11/28/21            | BELMONT         | w 83-63 | 2834 |
| 3-pt FG made per game  | 8.7     | 4.1     | * - Conference game |                 |         |      |
| FREE THROWS-ATT        | 116-175 | 82-125  |                     |                 |         |      |
| Free throw pct         | .663    | .656    |                     |                 |         |      |
| F-Throws made per game | 16.6    | 11.7    |                     |                 |         |      |
| REBOUNDS               | 283     | 269     |                     |                 |         |      |
| Rebounds per game      | 40.4    | 38.4    |                     |                 |         |      |
| Rebounding margin      | +2.0    | -       |                     |                 |         |      |
| ASSISTS                | 102     | 68      |                     |                 |         |      |
| Assists per game       | 14.6    | 9.7     |                     |                 |         |      |
| TURNOVERS              | 75      | 133     |                     |                 |         |      |
| Turnovers per game     | 10.7    | 19.0    |                     |                 |         |      |
| Turnover margin        | +8.3    | -       |                     |                 |         |      |
| Assist/turnover ratio  | 1.4     | 0.5     |                     |                 |         |      |
| STEALS                 | 62      | 30      |                     |                 |         |      |
| Steals per game        | 8.9     | 4.3     |                     |                 |         |      |
| BLOCKS                 | 42      | 24      |                     |                 |         |      |
| Blocks per game        | 6.0     | 3.4     |                     |                 |         |      |
| ATTENDANCE             | 14268   | 11933   |                     |                 |         |      |
| Home games-Avg/Game    | 5-2854  | 2-5966  |                     |                 |         |      |
| Neutral site-Avg/Game  | -       | 0-0     |                     |                 |         |      |

| Score by Periods | 1st | 2nd | 3rd | 4th | Totals |
|------------------|-----|-----|-----|-----|--------|
| Arkansas         | 153 | 154 | 163 | 125 | 595    |
| Opponents        | 122 | 98  | 102 | 117 | 439    |



**@RazorbackWBB STATISTICS**  
**Arkansas Team Game-by-Game (as of Nov 29, 2021)**  
**All games**



### TEAM STATISTICS

| Opponent        | Date     | Score |   | Total   |      | 3-Pointers |      | Free throws |      | Rebounds |     |     |      | pf  | a   | t/o | blk | stl | pts | avg  |
|-----------------|----------|-------|---|---------|------|------------|------|-------------|------|----------|-----|-----|------|-----|-----|-----|-----|-----|-----|------|
|                 |          |       |   | fg-fga  | pct  | 3fg-fga    | pct  | ft-fta      | pct  | off      | def | tot | avg  |     |     |     |     |     |     |      |
| TARLETON ST.    | 11/10/21 | 85-33 | W | 29-62   | .468 | 8-24       | .333 | 19-30       | .633 | 14       | 33  | 47  | 47.0 | 19  | 14  | 11  | 5   | 10  | 85  | 85.0 |
| ARK.-PINE BLUFF | 11/12/21 | 96-53 | W | 31-75   | .413 | 13-43      | .302 | 21-33       | .636 | 15       | 33  | 48  | 47.5 | 23  | 20  | 10  | 12  | 9   | 96  | 90.5 |
| at UConn        | 11/14/21 | 80-95 | L | 29-75   | .387 | 5-22       | .227 | 17-21       | .810 | 15       | 22  | 37  | 44.0 | 21  | 11  | 9   | 4   | 4   | 80  | 87.0 |
| at Arkansas St. | 11/19/21 | 94-71 | W | 36-72   | .500 | 9-28       | .321 | 13-19       | .684 | 12       | 31  | 43  | 43.8 | 21  | 13  | 11  | 9   | 10  | 94  | 88.8 |
| SMU             | 11/22/21 | 65-58 | W | 25-64   | .391 | 4-20       | .200 | 11-27       | .407 | 13       | 27  | 40  | 43.0 | 18  | 9   | 8   | 1   | 8   | 65  | 84.0 |
| SAM HOUSTON     | 11/27/21 | 92-66 | W | 30-66   | .455 | 12-28      | .429 | 20-27       | .741 | 14       | 23  | 37  | 42.0 | 17  | 18  | 16  | 6   | 11  | 92  | 85.3 |
| BELMONT         | 11/28/21 | 83-63 | W | 29-61   | .475 | 10-21      | .476 | 15-18       | .833 | 6        | 25  | 31  | 40.4 | 10  | 17  | 10  | 5   | 10  | 83  | 85.0 |
| Arkansas        |          | 595   |   | 209-475 | .440 | 61-186     | .328 | 116-175     | .663 | 89       | 194 | 283 | 40.4 | 129 | 102 | 75  | 42  | 62  | 595 | 85.0 |
| Opponents       |          | 439   |   | 164-416 | .394 | 29-105     | .276 | 82-125      | .656 | 68       | 201 | 269 | 38.4 | 154 | 68  | 133 | 24  | 30  | 439 | 62.7 |

Games played: 7  
Points/game: 85.0  
FG Pct: 44.0  
3FG Pct: 32.8  
FT Pct: 66.3

Rebounds/game: 40.4  
Assists/game: 14.6  
Turnovers/game: 10.7  
Assist/turnover ratio: 1.4  
Steals/game: 8.9  
Blocks/game: 6.0





**@RazorbackWBB STATISTICS**  
**Arkansas Category Leaders (as of Nov 29, 2021)**  
**All games**



| Points              | G | Pts | Pts/G |
|---------------------|---|-----|-------|
| Erynn Barnum        | 7 | 87  | 12.4  |
| Samara Spencer      | 7 | 81  | 11.6  |
| Amber Ramirez       | 7 | 79  | 11.3  |
| Makayla Daniels     | 7 | 77  | 11.0  |
| Sasha Goforth       | 7 | 69  | 9.9   |
| Jersey Wolfenbarger | 6 | 45  | 7.5   |
| Marquesha Davis     | 7 | 41  | 5.9   |
| Elauna Eaton        | 7 | 40  | 5.7   |
| Emrie Ellis         | 7 | 38  | 5.4   |
| Rylee Langerman     | 7 | 27  | 3.9   |
| Ashlyn Sage         | 5 | 9   | 1.8   |
| Destinee Oberg      | 5 | 2   | 0.4   |

| FG Percentage       | FG | Att | Pct  |
|---------------------|----|-----|------|
| Samara Spencer      | 28 | 49  | .571 |
| Rylee Langerman     | 9  | 17  | .529 |
| Emrie Ellis         | 17 | 34  | .500 |
| Erynn Barnum        | 30 | 65  | .462 |
| Makayla Daniels     | 28 | 64  | .438 |
| Jersey Wolfenbarger | 15 | 35  | .429 |
| Marquesha Davis     | 14 | 33  | .424 |
| Amber Ramirez       | 28 | 67  | .418 |
| Sasha Goforth       | 26 | 64  | .406 |
| Ashlyn Sage         | 3  | 8   | .375 |
| Elauna Eaton        | 10 | 31  | .323 |
| Destinee Oberg      | 1  | 5   | .200 |

| 3-Point Percentage  | 3FG | Att | Pct  |
|---------------------|-----|-----|------|
| Samara Spencer      | 13  | 22  | .591 |
| Rylee Langerman     | 3   | 7   | .429 |
| Jersey Wolfenbarger | 6   | 14  | .429 |
| Amber Ramirez       | 15  | 40  | .375 |
| Ashlyn Sage         | 3   | 8   | .375 |
| Elauna Eaton        | 9   | 25  | .360 |
| Erynn Barnum        | 2   | 9   | .222 |
| Sasha Goforth       | 3   | 16  | .188 |
| Emrie Ellis         | 2   | 12  | .167 |
| Marquesha Davis     | 1   | 6   | .167 |
| Makayla Daniels     | 4   | 26  | .154 |
| Avery Hughes        | 0   | 1   | .000 |

| Free Throw Percent  | FG | Att | Pct  |
|---------------------|----|-----|------|
| Elauna Eaton        | 11 | 12  | .917 |
| Erynn Barnum        | 25 | 33  | .758 |
| Rylee Langerman     | 6  | 8   | .750 |
| Makayla Daniels     | 17 | 23  | .739 |
| Amber Ramirez       | 8  | 11  | .727 |
| Marquesha Davis     | 12 | 18  | .667 |
| Samara Spencer      | 12 | 19  | .632 |
| Sasha Goforth       | 14 | 27  | .519 |
| Emrie Ellis         | 2  | 4   | .500 |
| Jersey Wolfenbarger | 9  | 18  | .500 |
| Destinee Oberg      | 0  | 2   | .000 |

| Scoring Average     | G | Pts | Avg/G |
|---------------------|---|-----|-------|
| Erynn Barnum        | 7 | 87  | 12.4  |
| Samara Spencer      | 7 | 81  | 11.6  |
| Amber Ramirez       | 7 | 79  | 11.3  |
| Makayla Daniels     | 7 | 77  | 11.0  |
| Sasha Goforth       | 7 | 69  | 9.9   |
| Jersey Wolfenbarger | 6 | 45  | 7.5   |
| Marquesha Davis     | 7 | 41  | 5.9   |
| Elauna Eaton        | 7 | 40  | 5.7   |
| Emrie Ellis         | 7 | 38  | 5.4   |
| Rylee Langerman     | 7 | 27  | 3.9   |
| Ashlyn Sage         | 5 | 9   | 1.8   |
| Destinee Oberg      | 5 | 2   | 0.4   |

| Field Goal Attempts | G | Att | Att/G |
|---------------------|---|-----|-------|
| Amber Ramirez       | 7 | 67  | 9.6   |
| Erynn Barnum        | 7 | 65  | 9.3   |
| Sasha Goforth       | 7 | 64  | 9.1   |
| Makayla Daniels     | 7 | 64  | 9.1   |
| Samara Spencer      | 7 | 49  | 7.0   |

| Field Goals Made | G | Made | Made/G |
|------------------|---|------|--------|
| Erynn Barnum     | 7 | 30   | 4.3    |
| Samara Spencer   | 7 | 28   | 4.0    |
| Makayla Daniels  | 7 | 28   | 4.0    |
| Amber Ramirez    | 7 | 28   | 4.0    |
| Sasha Goforth    | 7 | 26   | 3.7    |

| 3-Point FG Attempts | G | Att | Att/G |
|---------------------|---|-----|-------|
| Amber Ramirez       | 7 | 40  | 5.7   |
| Makayla Daniels     | 7 | 26  | 3.7   |
| Elauna Eaton        | 7 | 25  | 3.6   |
| Samara Spencer      | 7 | 22  | 3.1   |
| Sasha Goforth       | 7 | 16  | 2.3   |

| 3-Point FG Made     | G | Made | Made/G |
|---------------------|---|------|--------|
| Amber Ramirez       | 7 | 15   | 2.1    |
| Samara Spencer      | 7 | 13   | 1.9    |
| Elauna Eaton        | 7 | 9    | 1.3    |
| Jersey Wolfenbarger | 6 | 6    | 1.0    |
| Makayla Daniels     | 7 | 4    | 0.6    |

| Free Throw Attempts | G | Att | Att/G |
|---------------------|---|-----|-------|
| Erynn Barnum        | 7 | 33  | 4.7   |
| Sasha Goforth       | 7 | 27  | 3.9   |
| Makayla Daniels     | 7 | 23  | 3.3   |
| Samara Spencer      | 7 | 19  | 2.7   |
| Jersey Wolfenbarger | 6 | 18  | 3.0   |
| Marquesha Davis     | 7 | 18  | 2.6   |

| Free Throws Made | G | Made | Made/G |
|------------------|---|------|--------|
| Erynn Barnum     | 7 | 25   | 3.6    |
| Makayla Daniels  | 7 | 17   | 2.4    |
| Sasha Goforth    | 7 | 14   | 2.0    |
| Marquesha Davis  | 7 | 12   | 1.7    |
| Samara Spencer   | 7 | 12   | 1.7    |



**@RazorbackWBB STATISTICS**  
**Arkansas Category Leaders (as of Nov 29, 2021)**  
**All games**



| <b>Rebounds</b>     | <b>G</b> | <b>Reb</b> | <b>Reb/G</b> |
|---------------------|----------|------------|--------------|
| Erynn Barnum        | 7        | 43         | 6.1          |
| Makayla Daniels     | 7        | 40         | 5.7          |
| Sasha Goforth       | 7        | 34         | 4.9          |
| Jersey Wolfenbarger | 6        | 23         | 3.8          |
| Emrie Ellis         | 7        | 22         | 3.1          |
| Amber Ramirez       | 7        | 22         | 3.1          |

| <b>Rebound Average</b> | <b>G</b> | <b>Reb</b> | <b>Avg/G</b> |
|------------------------|----------|------------|--------------|
| Erynn Barnum           | 7        | 43         | 6.1          |
| Makayla Daniels        | 7        | 40         | 5.7          |
| Sasha Goforth          | 7        | 34         | 4.9          |
| Jersey Wolfenbarger    | 6        | 23         | 3.8          |
| Emrie Ellis            | 7        | 22         | 3.1          |
| Amber Ramirez          | 7        | 22         | 3.1          |

| <b>Offensive Rebounds</b> | <b>G</b> | <b>No.</b> | <b>Avg/G</b> |
|---------------------------|----------|------------|--------------|
| Erynn Barnum              | 7        | 17         | 2.4          |
| Makayla Daniels           | 7        | 13         | 1.9          |
| Sasha Goforth             | 7        | 13         | 1.9          |
| Jersey Wolfenbarger       | 6        | 8          | 1.3          |
| Emrie Ellis               | 7        | 6          | 0.9          |

| <b>Defensive Rebounds</b> | <b>G</b> | <b>No.</b> | <b>Avg/G</b> |
|---------------------------|----------|------------|--------------|
| Makayla Daniels           | 7        | 27         | 3.9          |
| Erynn Barnum              | 7        | 26         | 3.7          |
| Amber Ramirez             | 7        | 21         | 3.0          |
| Sasha Goforth             | 7        | 21         | 3.0          |
| Emrie Ellis               | 7        | 16         | 2.3          |

| <b>Fouls</b>        | <b>G</b> | <b>No.</b> | <b>Per/G</b> |
|---------------------|----------|------------|--------------|
| Makayla Daniels     | 7        | 17         | 2.4          |
| Rylee Langerman     | 7        | 17         | 2.4          |
| Emrie Ellis         | 7        | 16         | 2.3          |
| Jersey Wolfenbarger | 6        | 13         | 2.2          |
| Sasha Goforth       | 7        | 11         | 1.6          |
| Erynn Barnum        | 7        | 11         | 1.6          |

| <b>Foulouts</b> | <b>G</b> | <b>No.</b> |
|-----------------|----------|------------|
| Sasha Goforth   | 7        | 1          |

| <b>Assists</b>  | <b>G</b> | <b>No.</b> | <b>Ast/G</b> |
|-----------------|----------|------------|--------------|
| Makayla Daniels | 7        | 26         | 3.7          |
| Samara Spencer  | 7        | 18         | 2.6          |
| Sasha Goforth   | 7        | 14         | 2.0          |
| Amber Ramirez   | 7        | 13         | 1.9          |
| Rylee Langerman | 7        | 7          | 1.0          |
| Erynn Barnum    | 7        | 7          | 1.0          |

| <b>Steals</b>       | <b>G</b> | <b>No.</b> | <b>Stl/G</b> |
|---------------------|----------|------------|--------------|
| Erynn Barnum        | 7        | 12         | 1.7          |
| Makayla Daniels     | 7        | 12         | 1.7          |
| Samara Spencer      | 7        | 10         | 1.4          |
| Marquesha Davis     | 7        | 6          | 0.9          |
| Jersey Wolfenbarger | 6        | 5          | 0.8          |
| Rylee Langerman     | 7        | 5          | 0.7          |

| <b>Blocked Shots</b> | <b>G</b> | <b>No.</b> | <b>Blk/G</b> |
|----------------------|----------|------------|--------------|
| Emrie Ellis          | 7        | 14         | 2.0          |
| Sasha Goforth        | 7        | 11         | 1.6          |
| Erynn Barnum         | 7        | 6          | 0.9          |
| Jersey Wolfenbarger  | 6        | 3          | 0.5          |
| Amber Ramirez        | 7        | 2          | 0.3          |
| Destinee Oberg       | 5        | 2          | 0.4          |

| <b>Minutes</b>  | <b>G</b> | <b>No.</b> | <b>Min/G</b> |
|-----------------|----------|------------|--------------|
| Amber Ramirez   | 7        | 182        | 26.0         |
| Makayla Daniels | 7        | 177        | 25.3         |
| Sasha Goforth   | 7        | 165        | 23.6         |
| Samara Spencer  | 7        | 151        | 21.6         |
| Erynn Barnum    | 7        | 149        | 21.3         |

| <b>Turnovers</b> | <b>G</b> | <b>No.</b> | <b>TO/G</b> |
|------------------|----------|------------|-------------|
| Samara Spencer   | 7        | 11         | 1.6         |
| Makayla Daniels  | 7        | 10         | 1.4         |
| Emrie Ellis      | 7        | 10         | 1.4         |
| Erynn Barnum     | 7        | 8          | 1.1         |
| Sasha Goforth    | 7        | 8          | 1.1         |



**@RazorbackWBB STATISTICS**  
**Arkansas Points-Rebounds-Assists (as of Nov 29, 2021)**  
**All games**



| Opponent        | Date     | Score |   | 01<br>DAVIS,MARQ | 02<br>SPENCER,SA | 03<br>EATON,ELAU | 04<br>BARNUM,ERY | 11<br>LANGERMAN, | 13<br>GOFORTH,SA | 15<br>SAGE,ASHLY |
|-----------------|----------|-------|---|------------------|------------------|------------------|------------------|------------------|------------------|------------------|
| TARLETON ST.    | 11/10/21 | 85-33 | w | 5-4-1            | 12-3-2           | 11-2-0           | 12-6-2           | 2-2-3            | 8-5-2            | 6-0-0            |
| ARK.-PINE BLUFF | 11/12/21 | 96-53 | w | 7-2-1            | 14-3-4           | 15-7-1           | 15-6-1           | 5-1-0            | 11-4-3           | 0-3-1            |
| at UConn        | 11/14/21 | 80-95 | L | 5-2-1            | 8-0-2            | 3-0-0            | 16-8-2           | 0-0-0            | 17-5-1           | DNP              |
| at Arkansas St. | 11/19/21 | 94-71 | w | 10-2-1           | 16-6-2           | 5-1-0            | 5-4-1            | 8-6-3            | 8-4-1            | 3-1-0            |
| SMU             | 11/22/21 | 65-58 | w | 1-0-0            | 6-3-2            | 0-0-0            | 18-9-0           | 0-4-0            | 8-8-2            | DNP              |
| SAM HOUSTON     | 11/27/21 | 92-66 | w | 11-4-0           | 12-1-3           | 0-0-0            | 6-3-0            | 4-2-1            | 7-6-4            | 0-1-0            |
| BELMONT         | 11/28/21 | 83-63 | w | 2-3-0            | 13-1-3           | 6-2-0            | 15-7-1           | 8-2-0            | 10-2-1           | 0-0-0            |

| Opponent        | Date     | Score |   | 22<br>HUGHES,AVE | 23<br>RAMIREZ,AM | 24<br>WOLFENBARG | 25<br>OBERG,DEST | 43<br>DANIELS,MA | 55<br>ELLIS,EMRI |
|-----------------|----------|-------|---|------------------|------------------|------------------|------------------|------------------|------------------|
| TARLETON ST.    | 11/10/21 | 85-33 | w | 0-0-1            | 0-4-2            | 10-5-0           | 0-3-0            | 15-6-1           | 4-2-0            |
| ARK.-PINE BLUFF | 11/12/21 | 96-53 | w | 0-0-0            | 11-4-3           | 7-6-1            | 0-0-0            | 5-5-4            | 6-5-1            |
| at UConn        | 11/14/21 | 80-95 | L | DNP              | 20-2-2           | 0-4-0            | DNP              | 5-6-3            | 6-4-0            |
| at Arkansas St. | 11/19/21 | 94-71 | w | 0-1-0            | 13-3-0           | DNP              | 0-2-0            | 22-8-5           | 4-5-0            |
| SMU             | 11/22/21 | 65-58 | w | DNP              | 11-2-2           | 2-1-0            | DNP              | 16-7-2           | 3-1-1            |
| SAM HOUSTON     | 11/27/21 | 92-66 | w | 0-0-0            | 17-4-1           | 16-3-0           | 0-2-2            | 11-5-6           | 8-4-1            |
| BELMONT         | 11/28/21 | 83-63 | w | 0-0-0            | 7-3-3            | 10-4-3           | 2-0-0            | 3-3-5            | 7-1-1            |





**@RazorbackWBB STATISTICS**  
**Arkansas Player High/Low Analysis (as of Nov 29, 2021)**  
**All games**



**Arkansas - INDIVIDUAL GAME HIGHS**

|                          |       |       |  |
|--------------------------|-------|-------|--|
| Points                   | 22    |       | Makayla Daniels at Arkansas St. (11/19/21)     |
|                          | 20    |       | Amber Ramirez at UConn (11/14/21)              |
|                          | 18    |       | Erynn Barnum vs SMU (11/22/21)                 |
|                          | 17    |       | Amber Ramirez vs Sam Houston (11/27/21)        |
|                          | 17    |       | Sasha Goforth at UConn (11/14/21)              |
| Field Goals Made         | 8     |       | Erynn Barnum vs SMU (11/22/21)                 |
|                          | 8     |       | Makayla Daniels at Arkansas St. (11/19/21)     |
|                          | 8     |       | Amber Ramirez at UConn (11/14/21)              |
| Field Goal Att.          | 17    |       | Sasha Goforth at UConn (11/14/21)              |
|                          | 17    |       | Amber Ramirez at UConn (11/14/21)              |
| FG Pct (min 5 made)      | .833  | (5-6) | Samara Spencer vs Tarleton St. (11/10/21)      |
|                          | .750  | (6-8) | Erynn Barnum vs Ark.-Pine Bluff (11/12/21)     |
| 3-Point FG Made          | 4     |       | Amber Ramirez vs Sam Houston (11/27/21)        |
|                          | 4     |       | Elauna Eaton vs Ark.-Pine Bluff (11/12/21)     |
| 3-Point FG Att.          | 11    |       | Amber Ramirez vs Ark.-Pine Bluff (11/12/21)    |
|                          | 11    |       | Elauna Eaton vs Ark.-Pine Bluff (11/12/21)     |
| 3-Pt FG Pct (min 2 made) | 1.000 | (2-2) | Rylee Langerman vs Belmont (11/28/21)          |
|                          | 1.000 | (2-2) | Ashlyn Sage vs Tarleton St. (11/10/21)         |
|                          | 1.000 | (2-2) | Samara Spencer vs Tarleton St. (11/10/21)      |
| Free Throws Made         | 8     |       | Erynn Barnum at UConn (11/14/21)               |
|                          | 6     |       | Samara Spencer vs Ark.-Pine Bluff (11/12/21)   |
|                          | 6     |       | Erynn Barnum vs Tarleton St. (11/10/21)        |
| Free Throw Att.          | 10    |       | Sasha Goforth vs SMU (11/22/21)                |
|                          | 10    |       | Erynn Barnum at UConn (11/14/21)               |
| FT Pct (min 3 made)      | 1.000 | (5-5) | Erynn Barnum vs Belmont (11/28/21)             |
|                          | 1.000 | (5-5) | Sasha Goforth at UConn (11/14/21)              |
|                          | 1.000 | (5-5) | Elauna Eaton vs Tarleton St. (11/10/21)        |
|                          | 1.000 | (3-3) | Elauna Eaton vs Belmont (11/28/21)             |
|                          | 1.000 | (3-3) | Amber Ramirez vs Sam Houston (11/27/21)        |
| Rebounds                 | 9     |       | Erynn Barnum vs SMU (11/22/21)                 |
|                          | 8     |       | Sasha Goforth vs SMU (11/22/21)                |
|                          | 8     |       | Makayla Daniels at Arkansas St. (11/19/21)     |
|                          | 8     |       | Erynn Barnum at UConn (11/14/21)               |
| Assists                  | 6     |       | Makayla Daniels vs Sam Houston (11/27/21)      |
|                          | 5     |       | Makayla Daniels vs Belmont (11/28/21)          |
|                          | 5     |       | Makayla Daniels at Arkansas St. (11/19/21)     |
| Steals                   | 4     |       | Erynn Barnum vs Belmont (11/28/21)             |
|                          | 4     |       | Erynn Barnum vs Ark.-Pine Bluff (11/12/21)     |
| Blocked Shots            | 5     |       | Emrie Ellis vs Ark.-Pine Bluff (11/12/21)      |
|                          | 4     |       | Emrie Ellis at Arkansas St. (11/19/21)         |
| Turnovers                | 4     |       | Makayla Daniels at Arkansas St. (11/19/21)     |
|                          | 3     |       | Samara Spencer vs Sam Houston (11/27/21)       |
|                          | 3     |       | Emrie Ellis vs Sam Houston (11/27/21)          |
|                          | 3     |       | Samara Spencer vs Ark.-Pine Bluff (11/12/21)   |
| Fouls                    | 5     |       | Sasha Goforth at Arkansas St. (11/19/21)       |
|                          | 4     |       | Makayla Daniels vs SMU (11/22/21)              |
|                          | 4     |       | Rylee Langerman at Arkansas St. (11/19/21)     |
|                          | 4     |       | Emrie Ellis at Arkansas St. (11/19/21)         |
|                          | 4     |       | Rylee Langerman at UConn (11/14/21)            |
|                          | 4     |       | Makayla Daniels at UConn (11/14/21)            |
|                          | 4     |       | Rylee Langerman vs Ark.-Pine Bluff (11/12/21)  |
|                          | 4     |       | Jersey Wolfenbarger vs Tarleton St. (11/10/21) |
| Minutes                  | 33    |       | Sasha Goforth vs SMU (11/22/21)                |



## | Marquesha Davis | Jr. | 6-0 | G | McGehee, Ark. (Springdale HS)

### SEASON HIGHS

|           |    |             |           |
|-----------|----|-------------|-----------|
| Points    | 11 | Sam Houston | 11-27-21  |
| FG Made   | 5  | Ark. State  | 11-19-21  |
| FG Att.   | 9  | Ark. State  | 11-19-21  |
| 3FG Made  | 1  | Sam Houston | 11-27-21  |
| 3FG Att.  | 2  | UAPB        | 11-12-21  |
| FT Made   | 5  | UAPB        | 11-12-21  |
| FT Att.   | 8  | UAPB        | 11-12-21  |
| Off. Reb. | 2  | Sam Houston | 11-27-21  |
| Def. Reb. | 4  | Tarleton    | 11-10-21  |
| Rebounds  | 4  | Sam Houston | 11-27-21  |
| Assists   | 1  | Ark. State  | 11-19-21* |
| Blocks    | 1  | UAPB        | 11-12-21  |
| Steals    | 3  | Ark. State  | 11-19-21  |
| Minutes   | 17 | @ #2 UConn  | 11-14-21  |

### CAREER HIGHS

|              |    |               |           |
|--------------|----|---------------|-----------|
| Points       | 15 | UAPB          | 12-21-20* |
| FG Made      | 6  | UAPB          | 12-21-20* |
| FG Att.      | 13 | UAPB          | 12-21-20  |
| 3FG Made     | 1  | Sam Houston   | 11-27-21* |
| 3FG Att.     | 4  | UAPB          | 12-21-20  |
| FT Made      | 5  | UAPB          | 11-12-21  |
| FT Att.      | 8  | UAPB          | 11-12-21  |
| Off. Reb.    | 4  | Oral Roberts  | 11-25-20  |
| Def. Reb.    | 7  | Oral Roberts  | 11-25-20  |
| Rebounds     | 11 | Oral Roberts  | 11-25-20  |
| Assists      | 3  | @ Little Rock | 12-20-20  |
| Blocks       | 2  | UAPB          | 12-21-20* |
| Steals       | 5  | Oral Roberts  | 11-25-20  |
| Minutes      | 26 | UAPB          | 12-21-20* |
| Most Recent* |    |               |           |

### NOTES

- Scored a season-high 11 against Sam Houston
- Reached double-figures on the road at AState, going for 10 points in Jonesboro
- Became part of Arkansas' rotation during her sophomore season
- Averaged 4.6 points, 2.1 rebounds, 0.4 assists, 0.8 steals, 12.1 minutes per game
- Scored in double-figures four times, including a career-high 15 points twice (Maryland/UAPB)
- Was huge in the Baylor win, scoring eight points, snaring four rebounds and nabbing four steals
- Was also critical in beating UConn, going for seven points, three rebounds, and several big stops against freshman phenom Paige Bueckers late in that game
- Nabbed multiple steals in four games, including a career-high five against ORU in the opener
- Had a double-double (11 points, 11 rebounds) against the Golden Eagles.

| Opponent        | Date     | gs | min | Total  |      | 3-Pointers |      | Free throws |       | Rebounds |     |     |     |    | pf | a | t/o | blk | stl | pts | avg |
|-----------------|----------|----|-----|--------|------|------------|------|-------------|-------|----------|-----|-----|-----|----|----|---|-----|-----|-----|-----|-----|
|                 |          |    |     | fg-fga | pct  | 3fg-fga    | pct  | ft-flt      | pct   | off      | def | tot | avg |    |    |   |     |     |     |     |     |
| TARLETON ST.    | 11/10/21 | 12 | 2-5 | .400   | 0-0  | .000       | 1-2  | .500        | 0     | 4        | 4   | 4.0 | 2   | 1  | 1  | 0 | 1   | 5   | 5.0 |     |     |
| ARK-PINE BLUFF  | 11/12/21 | 11 | 1-4 | .250   | 0-2  | .000       | 5-8  | .625        | 0     | 2        | 2   | 3.0 | 1   | 1  | 1  | 1 | 0   | 7   | 6.0 |     |     |
| at UConn        | 11/14/21 | *  | 17  | 2-4    | .500 | 0-0        | .000 | 1-1         | 1.000 | 1        | 1   | 2   | 2.7 | 3  | 1  | 0 | 0   | 1   | 5   | 5.7 |     |
| at Arkansas St. | 11/19/21 | 16 | 5-9 | .556   | 0-1  | .000       | 0-0  | .000        | 1     | 1        | 2   | 2.5 | 0   | 1  | 0  | 0 | 3   | 10  | 6.8 |     |     |
| SMU             | 11/22/21 | 3  | 0-0 | .000   | 0-0  | .000       | 1-2  | .500        | 0     | 0        | 0   | 2.0 | 1   | 0  | 0  | 0 | 0   | 1   | 5.6 |     |     |
| SAM HOUSTON     | 11/27/21 | 12 | 3-6 | .500   | 1-2  | .500       | 4-5  | .800        | 2     | 2        | 4   | 2.3 | 1   | 0  | 1  | 0 | 1   | 11  | 6.5 |     |     |
| BELMONT         | 11/28/21 | 13 | 1-5 | .200   | 0-1  | .000       | 0-0  | .000        | 0     | 3        | 3   | 2.4 | 2   | 0  | 1  | 0 | 0   | 2   | 5.9 |     |     |
| Totals          |          | 1  | 84  | 14-33  | .424 | 1-6        | .167 | 12-18       | .667  | 4        | 13  | 17  | 2.4 | 10 | 4  | 4 | 1   | 6   | 41  | 5.9 |     |

Games played: 7  
Minutes/game: 12.0  
Points/game: 5.9  
FG Pct: 42.4  
3FG Pct: 16.7  
FT Pct: 66.7

Rebounds/game: 2.4  
Assists/game: 0.6  
Turnovers/game: 0.6  
Assist/turnover ratio: 1.0  
Steals/game: 0.9  
Blocks/game: 0.1

### SEASON | CAREER SUPERLATIVES

| Stat               | '19-20 | '20-21 | '21-22 | Career |
|--------------------|--------|--------|--------|--------|
| Double Figure Pts  | -      | 4      | 2      | 6      |
| Double Figure Rebs | -      | 1      | -      | 1      |
| Double-Doubles     | -      | 1      | -      | 1      |
| 5 + Assists        | -      | -      | -      | -      |
| 5 + Blocks         | -      | -      | -      | -      |
| 5 + Steals         | -      | 1      | -      | 1      |
| Led Team in Pts    | -      | -      | -      | -      |
| Led Team in Reb    | -      | -      | -      | -      |
| 20 + Points        | -      | -      | -      | -      |

### CAREER STATISTICS

| Season  | gp-gs | min/avg  | Total fg-fga | pct  | 3-Point fg-fga | pct  | F-Throws ft-fla | pct  | Rebounds off | def | tot | avg | pf | fo | ast | to | blk | stl | Scoring pts | avg |
|---------|-------|----------|--------------|------|----------------|------|-----------------|------|--------------|-----|-----|-----|----|----|-----|----|-----|-----|-------------|-----|
| 2019-20 | 18-0  | 152/8.4  | 16-45        | .356 | 2-14           | .143 | 11-24           | .458 | 16           | 21  | 37  | 2.1 | 11 | 0  | 5   | 15 | 4   | 7   | 45          | 2.5 |
| 2020-21 | 26-0  | 314/12.1 | 43-95        | .453 | 6-20           | .300 | 27-36           | .750 | 12           | 43  | 55  | 2.1 | 26 | 0  | 10  | 14 | 6   | 22  | 119         | 4.6 |
| 2021-22 | 7-1   | 84/12.0  | 14-33        | .424 | 1-6            | .167 | 12-18           | .667 | 4            | 13  | 17  | 2.4 | 10 | 0  | 4   | 4  | 1   | 6   | 41          | 5.9 |
| TOTAL   | 51-1  | 550/10.8 | 73-173       | .422 | 9-40           | .225 | 50-78           | .641 | 32           | 77  | 109 | 2.1 | 47 | 0  | 19  | 33 | 11  | 35  | 205         | 4.0 |



## 2 Samara Spencer | Fr. | 5-7 | G | Fort Lauderdale, Fla. (St. Thomas Aquinas HS)

### SEASON HIGHS

|           |     |            |           |
|-----------|-----|------------|-----------|
| Points    | 16  | Ark. State | 11-19-21  |
| FG Made   | 6   | Ark. State | 11-19-21  |
| FG Att.   | 11  | Ark. State | 11-19-21  |
| 3FG Made  | 3   | Belmont    | 11-28-21* |
| 3FG Att.  | 5   | Belmont    | 11-28-21* |
| FT Made   | 6   | UAPB       | 11-12-21  |
| FT Att.   | 8   | UAPB       | 11-12-21  |
| Off. Reb. | 2   | Ark. State | 11-19-21  |
| Def. Reb. | 4   | Ark. State | 11-19-21  |
| Rebounds  | 6   | Ark. State | 11-19-21  |
| Assists   | 4   | UAPB       | 11-12-21  |
| Blocks    | N/A |            |           |
| Steals    | 3   | SMU        | 11-22-21  |
| Minutes   | 28  | SMU        | 11-22-21  |

### CAREER HIGHS

(Same as Season Highs)

### SEASON | CAREER SUPERLATIVES

| Stat               | '21-'22 | Career |
|--------------------|---------|--------|
| Double Figure Pts  | 5       | 5      |
| Double Figure Rebs | -       | -      |
| Double-Doubles     | -       | -      |
| 5 + Assists        | -       | -      |
| 5 + Blocks         | -       | -      |
| 5 + Steals         | -       | -      |
| Led Team in Pts    | -       | -      |
| Led Team in Reb    | -       | -      |
| 20 + Points        | -       | -      |
| 30+ Points         | -       | -      |

### NOTES

- Dropped in a career-best 16 points at Arkansas State
- arned SEC Freshman of the Week Honors (Nov. 16)
- Back-to-back double figure performances to start her college career
- No. 72 overall recruit according to Blue Star at the time of her signing
- Led St. Thomas Aquinas to a state title during her senior season
- Named Broward County's 7A-6A Player of the Year in 2021
- Dropped 24 points in the state semifinal and 17 points in the state title game
- Named to Broward County First Team as a junior
- Led the Raiders to the state title game during her sophomore season as well

| Opponent        | Date     | gs | min | Total  |      | 3-Pointers |       | Free throws |       | Rebounds |     |     |     | pf | a  | t/o | blk | stl | pts | avg  |
|-----------------|----------|----|-----|--------|------|------------|-------|-------------|-------|----------|-----|-----|-----|----|----|-----|-----|-----|-----|------|
|                 |          |    |     | fg-fga | pct  | 3fg-fga    | pct   | ft-fa       | pct   | off      | def | tot | avg |    |    |     |     |     |     |      |
| TARLETON ST.    | 11/10/21 |    | 17  | 5-6    | .833 | 2-2        | 1.000 | 0-2         | .000  | 0        | 3   | 3   | 3.0 | 3  | 2  | 2   | 0   | 1   | 12  | 12.0 |
| ARK.-PINE BLUFF | 11/12/21 | *  | 21  | 3-5    | .600 | 2-3        | .667  | 6-8         | .750  | 1        | 2   | 3   | 3.0 | 2  | 4  | 3   | 0   | 1   | 14  | 13.0 |
| at UConn        | 11/14/21 |    | 17  | 3-6    | .500 | 0-1        | .000  | 2-2         | 1.000 | 0        | 0   | 0   | 2.0 | 1  | 2  | 1   | 0   | 1   | 8   | 11.3 |
| at Arkansas St. | 11/19/21 |    | 23  | 6-11   | .545 | 2-5        | .400  | 2-3         | .667  | 2        | 4   | 6   | 3.0 | 0  | 2  | 0   | 0   | 1   | 16  | 12.5 |
| SMU             | 11/22/21 |    | 28  | 2-6    | .333 | 1-2        | .500  | 1-2         | .500  | 1        | 2   | 3   | 3.0 | 1  | 2  | 1   | 0   | 3   | 6   | 11.2 |
| SAM HOUSTON     | 11/27/21 | *  | 21  | 4-5    | .800 | 3-4        | .750  | 1-2         | .500  | 0        | 1   | 1   | 2.7 | 0  | 3  | 3   | 1   | 2   | 12  | 11.3 |
| BELMONT         | 11/28/21 | *  | 24  | 5-10   | .500 | 3-5        | .600  | 0-0         | .000  | 0        | 1   | 1   | 2.4 | 1  | 3  | 1   | 0   | 1   | 13  | 11.6 |
| Totals          |          | 3  | 151 | 28-49  | .571 | 13-22      | .591  | 12-19       | .632  | 4        | 13  | 17  | 2.4 | 8  | 18 | 11  | 1   | 10  | 81  | 11.6 |

Games played: 7  
 Minutes/game: 21.6  
 Points/game: 11.6  
 FG Pct: 57.1  
 3FG Pct: 59.1  
 FT Pct: 63.2

Rebounds/game: 2.4  
 Assists/game: 2.6  
 Turnovers/game: 1.6  
 Assist/turnover ratio: 1.6  
 Steals/game: 1.4  
 Blocks/game: 0.1

| CAREER STATISTICS |       |          | Total  |      | 3-Point |      | F-Throws |      | Rebounds |     |     |     |    |    |     |    |     |     | Scoring |      |
|-------------------|-------|----------|--------|------|---------|------|----------|------|----------|-----|-----|-----|----|----|-----|----|-----|-----|---------|------|
| Season            | gp-gs | min/avg  | fg-fga | pct  | fg-fga  | pct  | ft-fa    | pct  | off      | def | tot | avg | pf | fo | ast | to | blk | stl | pts     | avg  |
| 2021-22           | 7-3   | 151/21.6 | 28-49  | .571 | 13-22   | .591 | 12-19    | .632 | 4        | 13  | 17  | 2.4 | 8  | 0  | 18  | 11 | 1   | 10  | 81      | 11.6 |
| TOTAL             | 7-3   | 151/21.6 | 28-49  | .571 | 13-22   | .591 | 12-19    | .632 | 4        | 13  | 17  | 2.4 | 8  | 0  | 18  | 11 | 1   | 10  | 81      | 11.6 |





3 Elauna Eaton | RFr. | 6-0 | G | Helena, Ark. (Nettleton HS)

| SEASON HIGHS |     |            |          |
|--------------|-----|------------|----------|
| Points       | 15  | UAPB       | 11-12-21 |
| FG Made      | 4   | UAPB       | 11-12-21 |
| FG Att.      | 12  | UAPB       | 11-12-21 |
| 3FG Made     | 4   | UAPB       | 11-12-21 |
| 3FG Att.     | 11  | UAPB       | 11-12-21 |
| FT Made      | 5   | Tarleton   | 11-10-21 |
| FT Att.      | 5   | Tarleton   | 11-10-21 |
| Off. Reb.    | 1   | UAPB       | 11-12-21 |
| Def. Reb.    | 6   | UAPB       | 11-12-21 |
| Rebounds     | 7   | UAPB       | 11-12-21 |
| Assists      | 1   | UAPB       | 11-12-21 |
| Blocks       | N/A |            |          |
| Steals       | 2   | Ark. State | 11-19-21 |
| Minutes      | 21  | UAPB       | 11-12-21 |

CAREER HIGHS  
(Same as Season Higs)

SEASON | CAREER SUPERLATIVES

| Stat               | '21-'22 | Career |
|--------------------|---------|--------|
| Double Figure Pts  | 2       | 2      |
| Double Figure Rebs | -       | -      |
| Double-Doubles     | -       | -      |
| 5 + Assists        | -       | -      |
| 5 + Blocks         | -       | -      |
| 5 + Steals         | -       | -      |
| Led Team in Pts    | 1       | 1      |
| Led Team in Reb    | 1       | 1      |
| 20 + Points        | -       | -      |
| 30+ Points         | -       | -      |

- NOTES
- Two straight double-figure games to start her Arkansas career.
  - Missed her freshman season with an ACL injury
  - Named the Arkansas Democrat-Gazette's Player of the Year following her final high school season
  - Earned a spot on the Naismith Trophy High School Girls Watch List
  - Named AAA 5A All-State in 2019, while earning AAA 6A All-State Honors in 2018
  - Rated as the No. 9 Guard, No. 41 Overall Player in the nation when she committed
  - Averaged 23.9 points per game and 7.9 rebounds per game during her senior season

| Opponent        | Date     | gs | min | Total  |      | 3-Pointers |      | Free throws |       | Rebounds |     |     |     | pf | a | t/o | blk | stl | pts | avg  |
|-----------------|----------|----|-----|--------|------|------------|------|-------------|-------|----------|-----|-----|-----|----|---|-----|-----|-----|-----|------|
|                 |          |    |     | fg-fga | pct  | 3fg-fga    | pct  | ft-fga      | pct   | off      | def | tot | avg |    |   |     |     |     |     |      |
| TARLETON ST.    | 11/10/21 |    | 16  | 2-4    | .500 | 2-4        | .500 | 5-5         | 1.000 | 0        | 2   | 2   | 2.0 | 2  | 0 | 1   | 0   | 1   | 11  | 11.0 |
| ARK.-PINE BLUFF | 11/12/21 |    | 21  | 4-12   | .333 | 4-11       | .364 | 3-4         | .750  | 1        | 6   | 7   | 4.5 | 2  | 1 | 0   | 0   | 0   | 15  | 13.0 |
| at UConn        | 11/14/21 |    | 16  | 1-2    | .500 | 1-2        | .500 | 0-0         | .000  | 0        | 0   | 0   | 3.0 | 1  | 0 | 0   | 0   | 1   | 3   | 9.7  |
| at Arkansas St. | 11/19/21 | *  | 16  | 2-6    | .333 | 1-3        | .333 | 0-0         | .000  | 0        | 1   | 1   | 2.5 | 0  | 0 | 0   | 0   | 2   | 5   | 8.5  |
| SMU             | 11/22/21 |    | 12  | 0-1    | .000 | 0-1        | .000 | 0-0         | .000  | 0        | 0   | 0   | 2.0 | 1  | 0 | 0   | 0   | 0   | 0   | 6.8  |
| SAM HOUSTON     | 11/27/21 |    | 15  | 0-3    | .000 | 0-2        | .000 | 0-0         | .000  | 0        | 0   | 0   | 1.7 | 2  | 0 | 1   | 0   | 0   | 0   | 5.7  |
| BELMONT         | 11/28/21 |    | 14  | 1-3    | .333 | 1-2        | .500 | 3-3         | 1.000 | 0        | 2   | 2   | 1.7 | 0  | 0 | 0   | 0   | 0   | 6   | 5.7  |
| Totals          |          | 1  | 110 | 10-31  | .323 | 9-25       | .360 | 11-12       | .917  | 1        | 11  | 12  | 1.7 | 8  | 1 | 2   | 0   | 4   | 40  | 5.7  |

Games played: 7  
Minutes/game: 15.7  
Points/game: 5.7  
FG Pct: 32.3  
3FG Pct: 36.0  
FT Pct: 91.7

Rebounds/game: 1.7  
Assists/game: 0.1  
Turnovers/game: 0.3  
Assist/turnover ratio: 0.5  
Steals/game: 0.6

| CAREER STATISTICS |       |          |  | Total  |      | 3-Point |      | F-Throws |      | Rebounds |     |     |     |    |    |     |    |     |     |  | Scoring |     |
|-------------------|-------|----------|--|--------|------|---------|------|----------|------|----------|-----|-----|-----|----|----|-----|----|-----|-----|--|---------|-----|
| Season            | gp-gs | min/avg  |  | fg-fga | pct  | fg-fga  | pct  | ft-fga   | pct  | off      | def | tot | avg | pf | fo | ast | to | blk | stl |  | pts     | avg |
| 2021-22           | 7-1   | 110/15.7 |  | 10-31  | .323 | 9-25    | .360 | 11-12    | .917 | 1        | 11  | 12  | 1.7 | 8  | 0  | 1   | 2  | 0   | 4   |  | 40      | 5.7 |
| TOTAL             | 7-1   | 110/15.7 |  | 10-31  | .323 | 9-25    | .360 | 11-12    | .917 | 1        | 11  | 12  | 1.7 | 8  | 0  | 1   | 2  | 0   | 4   |  | 40      | 5.7 |



## 4 Erynn Barnum | R.Jr. | 6-2 | F | Little Rock, Ark. (Little Rock Central HS)

### SEASON HIGHS

|           |    |            |           |
|-----------|----|------------|-----------|
| Points    | 18 | SMU        | 11-22-21  |
| FG Made   | 8  | SMU        | 11-22-21  |
| FG Att.   | 16 | SMU        | 11-22-21  |
| 3FG Made  | 1  | SMU        | 11-22-21* |
| 3FG Att.  | 4  | @ #2 UConn | 11-14-21  |
| FT Made   | 8  | @ #2 UConn | 11-14-21  |
| FT Att.   | 10 | @ #2 UConn | 11-14-21  |
| Off. Reb. | 4  | SMU        | 11-22-21* |
| Def. Reb. | 5  | Belmont    | 11-28-21* |
| Rebounds  | 9  | SMU        | 11-22-21  |
| Assists   | 2  | @ #2 UConn | 11-14-21* |
| Blocks    | 2  | Ark. State | 11-19-21* |
| Steals    | 4  | Belmont    | 11-28-21* |
| Minutes   | 30 | SMU        | 11-22-21  |

### CAREER HIGHS

|              |    |              |           |
|--------------|----|--------------|-----------|
| Points       | 18 | SMU          | 11-22-21  |
| FG Made      | 8  | SMU          | 11-22-21  |
| FG Att.      | 16 | SMU          | 11-22-21  |
| 3FG Made     | 1  | SMU          | 11-22-21* |
| 3FG Att.     | 4  | @ #2 UConn   | 11-14-21  |
| FT Made      | 8  | @ #2 UConn   | 11-14-21* |
| FT Att.      | 12 | Oral Roberts | 11-25-20  |
| Off. Reb.    | 4  | SMU          | 11-22-21* |
| Def. Reb.    | 8  | ULM          | 12-3-20*  |
| Rebounds     | 12 | Tulsa        | 12-11-19  |
| Assists      | 2  | @ #2 UConn   | 11-14-21* |
| Blocks       | 4  | Little Rock  | 12-21-19* |
| Steals       | 4  | Belmont      | 11-28-21* |
| Minutes      | 30 | SMU          | 11-22-21  |
| Most Recent* |    |              |           |

### NOTES

- Was awesome against SMU, going for a career-best 18 points, and nine rebounds.
- Averaged 7.7 points, 4.6 rebounds, 0.4 assists, 0.8 steals, 16.2 minutes per game last season
- Nine games scoring in double figures, one game with double figure rebounds
- Went for 12 points against LSU on the road
- Scored 15 points in Arkansas' near loss at Georgia, hitting seven of her 10 shots
- Made all four of her shots at Texas A&M in a 10-point performance
- Added 13 more at South Carolina
- Notched her second career double-double against Arkansas-Pine Bluff
- Went for a career-high 17 points in the Hogs' win over Louisiana Monroe.

| Opponent        | Date     | gs | min | Total  |       | 3-Pointers |       | Free throws |       | Rebounds |     |     |     | pf  | a  | t/o | blk | stl | pts  | avg  |      |
|-----------------|----------|----|-----|--------|-------|------------|-------|-------------|-------|----------|-----|-----|-----|-----|----|-----|-----|-----|------|------|------|
|                 |          |    |     | fg-fga | pct   | 3fg-fga    | pct   | ft-fita     | pct   | off      | def | tot | avg |     |    |     |     |     |      |      |      |
| TARLETON ST.    | 11/10/21 | *  | 20  | 3-7    | .429  | 0-0        | .000  | 6-8         | .750  | 2        | 4   | 6   | 6.0 | 2   | 2  | 0   | 1   | 3   | 12   | 12.0 |      |
| ARK.-PINE BLUFF | 11/12/21 | *  | 18  | 6-8    | .750  | 1-1        | 1.000 | 2-2         | 1.000 | 2        | 4   | 6   | 6.0 | 2   | 1  | 1   | 2   | 4   | 15   | 13.5 |      |
| at UConn        | 11/14/21 | *  | 28  | 4-12   | .333  | 0-4        | .000  | 8-10        | .800  | 4        | 4   | 8   | 6.7 | 0   | 2  | 1   | 1   | 0   | 16   | 14.3 |      |
| at Arkansas St. | 11/19/21 | *  | 19  | 2-6    | .333  | 0-0        | .000  | 1-2         | .500  | 2        | 2   | 4   | 6.0 | 3   | 1  | 2   | 0   | 5   | 12.0 |      |      |
| SMU             | 11/22/21 | *  | 30  | 8-16   | .500  | 1-3        | .333  | 1-4         | .250  | 4        | 5   | 9   | 6.6 | 1   | 0  | 2   | 0   | 0   | 18   | 13.2 |      |
| SAM HOUSTON     | 11/27/21 | *  | 14  | 2-7    | .286  | 0-1        | .000  | 2-2         | 1.000 | 1        | 2   | 3   | 6.0 | 2   | 0  | 1   | 0   | 1   | 6    | 12.0 |      |
| BELMONT         | 11/28/21 | *  | 20  | 5-9    | .556  | 0-0        | .000  | 5-5         | 1.000 | 2        | 5   | 7   | 6.1 | 1   | 1  | 1   | 0   | 4   | 15   | 12.4 |      |
| Totals          |          |    | 7   | 149    | 30-65 | .462       | 2-9   | .222        | 25-33 | .758     | 17  | 26  | 43  | 6.1 | 11 | 7   | 8   | 6   | 12   | 87   | 12.4 |

Games played: 7  
Minutes/game: 21.3  
Points/game: 12.4  
FG Pct: 46.2  
3FG Pct: 22.2  
FT Pct: 75.8

Rebounds/game: 6.1  
Assists/game: 1.0  
Turnovers/game: 1.1  
Assist/turnover ratio: 0.9  
Steals/game: 1.7  
Blocks/game: 0.9

### SEASON | CAREER SUPERLATIVES

| Stat               | '19-20 | '20-21 | '21-22 | Career |
|--------------------|--------|--------|--------|--------|
| Double Figure Pts  | 4      | 9      | 5      | 18     |
| Double Figure Rebs | 1      | 1      | -      | 2      |
| Double-Doubles     | 1      | 1      | -      | 2      |
| 5 + Assists        | -      | -      | -      | -      |
| 5 + Blocks         | -      | -      | -      | -      |
| 5 + Steals         | -      | -      | -      | -      |
| Led Team in Pts    | 1      | -      | 3      | 4      |
| Led Team in Reb    | 4      | 7      | 4      | 15     |
| 20 + Points        | -      | -      | -      | -      |

### CAREER STATISTICS

| CAREER STATISTICS |       |          | Total   |      | 3-Point |      | F-Throws |      | Rebounds |     |     |     | Scoring |    |     |    |     |     |     |      |
|-------------------|-------|----------|---------|------|---------|------|----------|------|----------|-----|-----|-----|---------|----|-----|----|-----|-----|-----|------|
| Season            | gp-gs | min/avg  | fg-fga  | pct  | fg-fga  | pct  | ft-fita  | pct  | off      | def | tot | avg | pf      | fo | ast | to | blk | stl | pts | avg  |
| 2019-20           | 27-0  | 304/11.3 | 50-98   | .510 | 3-7     | .429 | 31-52    | .596 | 31       | 76  | 107 | 4.0 | 26      | 0  | 5   | 11 | 28  | 15  | 134 | 5.0  |
| 2020-21           | 28-0  | 454/16.2 | 85-145  | .586 | 1-7     | .143 | 44-87    | .506 | 34       | 94  | 128 | 4.6 | 56      | 0  | 11  | 30 | 23  | 21  | 215 | 7.7  |
| 2021-22           | 7-7   | 149/21.3 | 30-65   | .462 | 2-9     | .222 | 25-33    | .758 | 17       | 26  | 43  | 6.1 | 11      | 0  | 7   | 8  | 6   | 12  | 87  | 12.4 |
| TOTAL             | 62-7  | 907/14.6 | 165-308 | .536 | 6-23    | .261 | 100-172  | .581 | 82       | 196 | 278 | 4.5 | 93      | 0  | 23  | 49 | 57  | 48  | 436 | 7.0  |



## || Rylee Langerman | So. | 5-9 | G | Norman, Okla. (Christian Heritage HS)

### SEASON HIGHS

|           |    |             |           |
|-----------|----|-------------|-----------|
| Points    | 8  | Belmont     | 11-28-21* |
| FG Made   | 3  | Belmont     | 11-28-21  |
| FG Att.   | 4  | Ark. State  | 11-19-21* |
| 3FG Made  | 2  | Belmont     | 11-28-21  |
| 3FG Att.  | 2  | Belmont     | 11-28-21* |
| FT Made   | 4  | Ark. State  | 11-19-21  |
| FT Att.   | 5  | Ark. State  | 11-19-21  |
| Off. Reb. | 2  | Tarleton    | 11-10-21  |
| Def. Reb. | 5  | Ark. State  | 11-19-21  |
| Rebounds  | 6  | Ark. State  | 11-19-21  |
| Assists   | 3  | Ark. State  | 11-19-21  |
| Blocks    | 1  | Sam Houston | 11-27-21  |
| Steals    | 3  | Ark. State  | 11-19-21  |
| Minutes   | 25 | Ark. State  | 11-19-21  |

### CAREER HIGHS

|              |    |             |           |
|--------------|----|-------------|-----------|
| Points       | 8  | Belmont     | 11-28-21* |
| FG Made      | 3  | Belmont     | 11-28-21  |
| FG Att.      | 7  | UAPB        | 12-21-20  |
| 3FG Made     | 2  | Belmont     | 11-28-21* |
| 3FG Att.     | 5  | UAPB        | 12-21-20  |
| FT Made      | 4  | Ark. State  | 11-19-21  |
| FT Att.      | 5  | Ark. State  | 11-19-21  |
| Off. Reb.    | 2  | Tarleton    | 11-10-21* |
| Def. Reb.    | 5  | Ark. State  | 11-19-21  |
| Rebounds     | 6  | Ark. State  | 11-19-21  |
| Assists      | 4  | UCA         | 12-13-20  |
| Blocks       | 1  | Sam Houston | 11-27-21* |
| Steals       | 3  | Ark. State  | 11-19-21  |
| Minutes      | 25 | Ark. State  | 11-19-21  |
| Most Recent* |    |             |           |

### SEASON | CAREER SUPERLATIVES

| Stat               | '20-21 | '21-22 | Career |
|--------------------|--------|--------|--------|
| Double Figure Pts  | -      | -      | -      |
| Double Figure Rebs | -      | -      | -      |
| Double-Doubles     | -      | -      | -      |
| 5 + Assists        | -      | -      | -      |
| 5 + Blocks         | -      | -      | -      |
| 5 + Steals         | -      | -      | -      |
| Led Team in Pts    | -      | -      | -      |
| Led Team in Reb    | -      | -      | -      |
| 20 + Points        | -      | -      | -      |
| 30+ Points         | -      | -      | -      |

### NOTES

- Was a swiss army knife against AState, going for eight points, six boards, three assists and three steals
- Showed flashes in limited action during her freshman season
- Averaged 1.2 points, 1.1 rebounds, 0.5 assists, 0.1 steals, 7.1 minutes per game
- Scored a career-high four points on the road at SMU
- Also had four against Louisiana Monroe
- Hit at least one three in four of her 13 appearances
- Pulled down four rebounds against both Oral Roberts and Central Arkansas
- Also had a career-high four assists against UCA.

| Opponent        | Date     | gs | min | Total  |      | 3-Pointers |      | Free throws |       | Rebounds |     |     |     | pf | a | t/o | blk | stl | pts | avg |
|-----------------|----------|----|-----|--------|------|------------|------|-------------|-------|----------|-----|-----|-----|----|---|-----|-----|-----|-----|-----|
|                 |          |    |     | fg-fga | pct  | 3fg-fga    | pct  | ft-fga      | pct   | off      | def | tot | avg |    |   |     |     |     |     |     |
| TARLETON ST.    | 11/10/21 | 12 | 12  | 1-2    | .500 | 0-0        | .000 | 0-0         | .000  | 2        | 0   | 2   | 2.0 | 0  | 3 | 1   | 0   | 0   | 2   | 2.0 |
| ARK.-PINE BLUFF | 11/12/21 | 14 | 24  | 2-4    | .500 | 1-2        | .500 | 0-1         | .000  | 0        | 1   | 1   | 1.5 | 4  | 0 | 1   | 0   | 1   | 5   | 3.5 |
| at UConn        | 11/14/21 | 6  | 0-0 | .000   | 0-0  | .000       | 0-0  | .000        | 0     | 0        | 0   | 1.0 | 4   | 0  | 0 | 0   | 0   | 0   | 0   | 2.3 |
| at Arkansas St. | 11/19/21 | 25 | 24  | 2-4    | .500 | 0-2        | .000 | 4-5         | .800  | 1        | 5   | 6   | 2.3 | 4  | 3 | 0   | 0   | 3   | 8   | 3.8 |
| SMU             | 11/22/21 | *  | 24  | 0-0    | .000 | 0-0        | .000 | 0-0         | .000  | 0        | 4   | 4   | 2.6 | 3  | 0 | 1   | 0   | 0   | 0   | 3.0 |
| SAM HOUSTON     | 11/27/21 | 16 | 14  | 1-4    | .250 | 0-1        | .000 | 2-2         | 1.000 | 0        | 2   | 2   | 2.5 | 1  | 1 | 1   | 1   | 1   | 4   | 3.2 |
| BELMONT         | 11/28/21 | 13 | 3-3 | 1.000  | 2-2  | 1.000      | 0-0  | .000        | 1     | 1        | 2   | 2.4 | 1   | 0  | 2 | 0   | 0   | 8   | 3.9 |     |
| Totals          |          | 1  | 110 | 9-17   | .529 | 3-7        | .429 | 6-8         | .750  | 4        | 13  | 17  | 2.4 | 17 | 7 | 6   | 1   | 5   | 27  | 3.9 |

Games played: 7  
Minutes/game: 15.7  
Points/game: 3.9  
FG Pct: 52.9  
3FG Pct: 42.9  
FT Pct: 75.0

Rebounds/game: 2.4  
Assists/game: 1.0  
Turnovers/game: 0.9  
Assist/turnover ratio: 1.2  
Steals/game: 0.7  
Blocks/game: 0.1

### CAREER STATISTICS

| CAREER STATISTICS |       |          | Total  |      | 3-Point |      | F-Throws |      | Rebounds |     |     |     | Scoring |    |     |    |     |     |     |     |
|-------------------|-------|----------|--------|------|---------|------|----------|------|----------|-----|-----|-----|---------|----|-----|----|-----|-----|-----|-----|
| Season            | gp-gs | min/avg  | fg-fga | pct  | fg-fga  | pct  | ft-fa    | pct  | off      | def | tot | avg | pf      | fo | ast | to | blk | stl | pts | avg |
| 2020-21           | 13-0  | 92/7.1   | 5-16   | .313 | 4-10    | .400 | 2-4      | .500 | 2        | 12  | 14  | 1.1 | 10      | 0  | 7   | 9  | 1   | 1   | 16  | 1.2 |
| 2021-22           | 7-1   | 110/15.7 | 9-17   | .529 | 3-7     | .429 | 6-8      | .750 | 4        | 13  | 17  | 2.4 | 17      | 0  | 7   | 6  | 1   | 5   | 27  | 3.9 |
| TOTAL             | 20-1  | 202/10.1 | 14-33  | .424 | 7-17    | .412 | 8-12     | .667 | 6        | 25  | 31  | 1.6 | 27      | 0  | 14  | 15 | 2   | 6   | 43  | 2.2 |





## 13 Sasha Goforth | So. | 6-1 | G | Fayetteville, Ark. (Fayetteville HS)

### SEASON HIGHS

|           |    |             |           |
|-----------|----|-------------|-----------|
| Points    | 17 | @ #2 UConn  | 11-14-21  |
| FG Made   | 6  | @ #2 UConn  | 11-14-21  |
| FG Att.   | 17 | @ #2 UConn  | 11-14-21  |
| 3FG Made  | 1  | Belmont     | 11-28-21* |
| 3FG Att.  | 4  | Tarleton    | 11-10-21  |
| FT Made   | 5  | @ #2 UConn  | 11-14-21  |
| FT Att.   | 10 | SMU         | 11-22-21  |
| Off. Reb. | 5  | SMU         | 11-22-21  |
| Def. Reb. | 4  | Sam Houston | 11-27-21  |
| Rebounds  | 8  | @ #2 UConn  | 11-14-21  |
| Assists   | 4  | Sam Houston | 11-27-21  |
| Blocks    | 3  | Sam Houston | 11-27-21* |
| Steals    | 2  | SMU         | 11-22-21  |
| Minutes   | 33 | SMU         | 11-22-21  |

### CAREER HIGHS

|           |    |               |           |
|-----------|----|---------------|-----------|
| Points    | 24 | San Francisco | 12-3-20   |
| FG Made   | 8  | Washington    | 1-26-21   |
| FG Att.   | 17 | @ #2 UConn    | 11-14-21  |
| 3FG Made  | 6  | Washington    | 1-26-21   |
| 3FG Att.  | 8  | Stanford      | 2-13-21   |
| FT Made   | 9  | @ Oregon      | 2-28-21   |
| FT Att.   | 12 | San Francisco | 12-3-20   |
| Off. Reb. | 5  | SMU           | 11-22-21  |
| Def. Reb. | 9  | @ Utah        | 1-31-21   |
| Rebounds  | 10 | @ Utah        | 1-31-21   |
| Assists   | 7  | Montana West. | 11-28-20  |
| Blocks    | 3  | Sam Houston   | 11-27-21* |
| Steals    | 4  | Utah          | 12-8-20   |
| Minutes   | 38 | Oregon        | 3-4-21    |

\*Most Recent

### SEASON | CAREER SUPERLATIVES

| Stat               | '20-21 | '21-22 | Career |
|--------------------|--------|--------|--------|
| Double Figure Pts  | 12     | 3      | 15     |
| Double Figure Rebs | 1      | -      | 1      |
| Double-Doubles     | 1      | -      | 1      |
| 5 + Assists        | 1      | -      | 1      |
| 5 + Blocks         | -      | -      | -      |
| 5 + Steals         | -      | -      | -      |
| Led Team in Pts    | 3      | -      | 3      |
| Led Team in Reb    | 1      | 1      | 2      |
| 20 + Points        | 2      | -      | 2      |

### NOTES

- Scored a season best 17 points at No. 2 UConn
- Started every game during her freshman season at Oregon State
- Earned PAC-12 All-Freshman Team Honors
- Averaged 11.6 points and 3.6 rebounds per game
- Dished 34 assists and shot 36 percent from beyond the three-point arc
- Had 19 blocked shots and 15 steals on the defensive side of the ball
- Had two 20+ point games
- Notched her first-career double-double against Utah

| Opponent        | Date     | gs | min | Total  |       | 3-Pointers |      | Free throws |       | Rebounds |     |     |     | pf  | a  | t/o | blk | stl | pts | avg  |     |
|-----------------|----------|----|-----|--------|-------|------------|------|-------------|-------|----------|-----|-----|-----|-----|----|-----|-----|-----|-----|------|-----|
|                 |          |    |     | fg-fga | pct   | 3fg-fga    | pct  | ft-fta      | pct   | off      | def | tot | avg |     |    |     |     |     |     |      |     |
| TARLETON ST.    | 11/10/21 | *  | 23  | 3-8    | .375  | 0-4        | .000 | 2-4         | .500  | 2        | 3   | 5   | 5.0 | 1   | 2  | 1   | 0   | 0   | 8   | 8.0  |     |
| ARK.-PINE BLUFF | 11/12/21 | *  | 19  | 4-6    | .667  | 1-2        | .500 | 2-3         | .667  | 1        | 3   | 4   | 4.5 | 3   | 3  | 1   | 3   | 0   | 11  | 9.5  |     |
| at UConn        | 11/14/21 | *  | 31  | 6-17   | .353  | 0-2        | .000 | 5-5         | 1.000 | 3        | 2   | 5   | 4.7 | 1   | 1  | 2   | 1   | 0   | 17  | 12.0 |     |
| at Arkansas St. | 11/19/21 | *  | 15  | 3-6    | .500  | 1-2        | .500 | 1-2         | .500  | 0        | 4   | 4   | 4.5 | 5   | 1  | 1   | 1   | 0   | 8   | 11.0 |     |
| SMU             | 11/22/21 | *  | 33  | 3-12   | .250  | 0-1        | .000 | 2-10        | .200  | 5        | 3   | 8   | 5.2 | 1   | 2  | 1   | 1   | 2   | 8   | 10.4 |     |
| SAM HOUSTON     | 11/27/21 | *  | 24  | 3-10   | .300  | 0-3        | .000 | 1-1         | 1.000 | 2        | 4   | 6   | 5.3 | 0   | 4  | 1   | 3   | 1   | 7   | 9.8  |     |
| BELMONT         | 11/28/21 | *  | 20  | 4-5    | .800  | 1-2        | .500 | 1-2         | .500  | 0        | 2   | 2   | 4.9 | 0   | 1  | 1   | 2   | 0   | 10  | 9.9  |     |
| Totals          |          |    | 7   | 165    | 26-64 | .406       | 3-16 | .188        | 14-27 | .519     | 13  | 21  | 34  | 4.9 | 11 | 14  | 8   | 11  | 3   | 69   | 9.9 |

Games played: 7  
Minutes/game: 23.6  
Points/game: 9.9  
FG Pct: 40.6  
3FG Pct: 18.8  
FT Pct: 51.9

Rebounds/game: 4.9  
Assists/game: 2.0  
Turnovers/game: 1.1  
Assist/turnover ratio: 1.8  
Steals/game: 0.4  
Blocks/game: 1.6

### CAREER STATISTICS

| Year                | GP-GS | Min      | Avg  | FG | Total FGA | Pct  | FG | 3-Point |      | F-Throw |        | Off  | Rebounds |     |     | PF  | Ast | TO | Blk | Stl | Pts | Avg |      |     |
|---------------------|-------|----------|------|----|-----------|------|----|---------|------|---------|--------|------|----------|-----|-----|-----|-----|----|-----|-----|-----|-----|------|-----|
| 2020-21             | 20-20 | 588      | 29.4 | 77 | 184       | .418 | 24 | 67      | .358 | 53      | 74     | .716 | 6        | 66  | 72  | 3.6 | 46  | 34 | 50  | 19  | 15  | 231 | 11.6 |     |
| Oregon State Stats* |       |          |      |    |           |      |    |         |      |         |        |      |          |     |     |     |     |    |     |     |     |     |      |     |
| Season              | gp-gs | min/avg  |      |    | fg-fga    | pct  |    | fg-fga  | pct  |         | ft-fta | pct  | off      | def | tot | avg | pf  | fo | ast | to  | blk | stl | pts  | avg |
| 2021-22             | 7-7   | 165/23.6 |      |    | 26-64     | .406 |    | 3-16    | .188 |         | 14-27  | .519 | 13       | 21  | 34  | 4.9 | 11  | 1  | 14  | 8   | 11  | 3   | 69   | 9.9 |
| TOTAL               | 7-7   | 165/23.6 |      |    | 26-64     | .406 |    | 3-16    | .188 |         | 14-27  | .519 | 13       | 21  | 34  | 4.9 | 11  | 1  | 14  | 8   | 11  | 3   | 69   | 9.9 |





## 15 Ashlyn Sage | Fr. | 6-2 | G | Weatherford, Okla. (Weatherford HS)

### SEASON HIGHS

|           |     |             |           |
|-----------|-----|-------------|-----------|
| Points    | 6   | Tarleton    | 11-10-21  |
| FG Made   | 2   | Tarleton    | 11-10-21  |
| FG Att.   | 3   | UAPB        | 11-12-21  |
| 3FG Made  | 2   | Tarleton    | 11-10-21  |
| 3FG Att.  | 3   | UAPB        | 11-12-21  |
| FT Made   | N/A |             |           |
| FT Att.   | N/A |             |           |
| Off. Reb. | 1   | Sam Houston | 11-27-21* |
| Def. Reb. | 2   | UAPB        | 11-12-21  |
| Rebounds  | 3   | UAPB        | 11-12-21  |
| Assists   | 1   | UAPB        | 11-12-21  |
| Blocks    | N/A |             |           |
| Steals    | 1   | Tarleton    | 11-10-21  |
| Minutes   | 9   | Tarleton    | 11-10-21  |

### CAREER HIGHS

(Same as Season Higs)

### SEASON | CAREER SUPERLATIVES

| Stat               | '21-22 | Career |
|--------------------|--------|--------|
| Double Figure Pts  | -      | -      |
| Double Figure Rebs | -      | -      |
| Double-Doubles     | -      | -      |
| 5 + Assists        | -      | -      |
| 5 + Blocks         | -      | -      |
| 5 + Steals         | -      | -      |
| Led Team in Pts    | -      | -      |
| Led Team in Reb    | -      | -      |
| 20 + Points        | -      | -      |

### NOTES

- No. 84 overall recruit in Premier Basketball's 2021 rankings
- A three-time All-Conference selection
- VYPE Top 100 in both 2020 and 2019
- Tulsa World Top Players
- Was a state qualifier in 2020
- Led the state of Oklahoma in both three-point percentage and free throw percentage in 2020

| Opponent        | Date     | gs | min | Total  |      | 3-Pointers |      | Free throws |      | Rebounds |     |     |     |   | pf | a | t/o | blk | stl | pts | avg |
|-----------------|----------|----|-----|--------|------|------------|------|-------------|------|----------|-----|-----|-----|---|----|---|-----|-----|-----|-----|-----|
|                 |          |    |     | fg-fga | pct  | 3fg-fga    | pct  | ft-fa       | pct  | off      | def | tot | avg |   |    |   |     |     |     |     |     |
| TARLETON ST.    | 11/10/21 | 9  | 2-2 | 1.000  | 2-2  | 1.000      | 0-0  | .000        | 0    | 0        | 0   | 0   | 0   | 0 | 0  | 1 | 0   | 1   | 6   | 6.0 |     |
| ARK.-PINE BLUFF | 11/12/21 | 7  | 0-3 | .000   | 0-3  | .000       | 0-0  | .000        | 1    | 2        | 3   | 1.5 | 1   | 1 | 0  | 0 | 0   | 0   | 0   | 3.0 |     |
| at Arkansas St. | 11/19/21 | 3  | 1-2 | .500   | 1-2  | .500       | 0-0  | .000        | 1    | 0        | 1   | 1.3 | 0   | 0 | 1  | 0 | 0   | 0   | 3   | 3.0 |     |
| SAM HOUSTON     | 11/27/21 | 4  | 0-0 | .000   | 0-0  | .000       | 0-0  | .000        | 1    | 0        | 1   | 1.3 | 0   | 0 | 0  | 0 | 0   | 0   | 0   | 2.3 |     |
| BELMONT         | 11/28/21 | 4  | 0-1 | .000   | 0-1  | .000       | 0-0  | .000        | 0    | 0        | 0   | 1.0 | 0   | 0 | 0  | 0 | 0   | 0   | 0   | 1.8 |     |
| Totals          |          | 0  | 27  | 3-8    | .375 | 3-8        | .375 | 0-0         | .000 | 3        | 2   | 5   | 1.0 | 1 | 1  | 2 | 0   | 1   | 9   | 1.8 |     |

Games played: 5  
Minutes/game: 5.4  
Points/game: 1.8  
FG Pct: 37.5  
3FG Pct: 37.5

Rebounds/game: 1.0  
Assists/game: 0.2  
Turnovers/game: 0.4  
Assist/turnover ratio: 0.5  
Steals/game: 0.2

### CAREER STATISTICS

| Season  | gp-gs |         | min/avg | Total  |      | 3-Point |      | F-Throws |      | Rebounds |     |     |     | Scoring |    |     |    |     |     |
|---------|-------|---------|---------|--------|------|---------|------|----------|------|----------|-----|-----|-----|---------|----|-----|----|-----|-----|
|         | gp-gs | min/avg |         | fg-fga | pct  | fg-fga  | pct  | ft-fa    | pct  | off      | def | tot | avg | pf      | fo | ast | to | blk | stl |
| 2021-22 | 5-0   | 27/5.4  |         | 3-8    | .375 | 3-8     | .375 | 0-0      | .000 | 3        | 2   | 5   | 1.0 | 1       | 0  | 1   | 2  | 0   | 1   |
| TOTAL   | 5-0   | 27/5.4  |         | 3-8    | .375 | 3-8     | .375 | 0-0      | .000 | 3        | 2   | 5   | 1.0 | 1       | 0  | 1   | 2  | 0   | 1   |



## 22 Avery Hughes | Jr. | 5-7 | G | Bentonville, Ark. (Bentonville HS)

### SEASON HIGHS

|           |     |            |          |
|-----------|-----|------------|----------|
| Points    | N/A |            |          |
| FG Made   | N/A |            |          |
| FG Att.   | 2   | UAPB       | 11-12-21 |
| 3FG Made  | N/A |            |          |
| 3FG Att.  | 1   | UAPB       | 11-12-21 |
| FT Made   | N/A |            |          |
| FT Att.   | N/A |            |          |
| Off. Reb. | N/A |            |          |
| Def. Reb. | 1   | Ark. State | 11-19-21 |
| Rebounds  | 1   | Ark. State | 11-19-21 |
| Assists   | 1   | Tarleton   | 11-10-21 |
| Blocks    | N/A |            |          |
| Steals    | N/A |            |          |
| Minutes   | 7   | UAPB       | 11-12-21 |

### CAREER HIGHS

|           |     |             |           |
|-----------|-----|-------------|-----------|
| Points    | 6   | UAPB        | 12-21-20* |
| FG Made   | 2   | UAPB        | 12-21-20* |
| FG Att.   | 4   | Tulsa       | 12-11-19  |
| 3FG Made  | 2   | UAPB        | 12-21-20* |
| 3FG Att.  | 3   | Tulsa       | 12-11-19  |
| FT Made   | 1   | Stony Brook | 11-17-19  |
| FT Att.   | 1   | Stony Brook | 11-17-19  |
| Off. Reb. | N/A |             |           |
| Def. Reb. | 1   | Ark. State  | 11-19-21* |
| Rebounds  | 1   | Ark. State  | 11-19-21* |
| Assists   | 2   | UAPB        | 12-21-20* |
| Blocks    | N/A |             |           |
| Steals    | 1   | ULM         | 12-3-20*  |
| Minutes   | 10  | UAPB        | 12-21-20* |

\*Most Recent

### NOTES

- Dropped a career-best six points on UAPB, hitting two threes last season.
- Scored her first-career points against McNeese State last season.
- Finished her career as Bentonville's second leading scorer and set single game records for points (34) and free throws (20-for-22)
- Two-time all-conference and all-state selection leading Bentonville to the 2019 conference title and a state runner-up finish
- Honors include All-Arkansas Second-Team, All-Northwest Arkansas First-Team, Gatorade Player of the Week, two KURM Dream Team selections and team captain honors as a senior
- The first walk-on for Neighbors and his staff at Arkansas

| Opponent        | Date     | gs | min | Total  |      | 3-Pointers |      | Free throws |      | Rebounds |     |     |     | pf | a | tlo | blk | stl | pts | avg |
|-----------------|----------|----|-----|--------|------|------------|------|-------------|------|----------|-----|-----|-----|----|---|-----|-----|-----|-----|-----|
|                 |          |    |     | fg-fga | pct  | 3fg-fga    | pct  | ft-fa       | pct  | off      | def | tot | avg |    |   |     |     |     |     |     |
| TARLETON ST.    | 11/10/21 | 3  |     | 0-1    | .000 | 0-0        | .000 | 0-0         | .000 | 0        | 0   | 0   | 0.0 | 0  | 1 | 0   | 0   | 0   | 0   | 0.0 |
| ARK-PINE BLUFF  | 11/12/21 | 7  |     | 0-2    | .000 | 0-1        | .000 | 0-0         | .000 | 0        | 0   | 0   | 0.0 | 1  | 0 | 0   | 0   | 0   | 0   | 0.0 |
| at Arkansas St. | 11/19/21 | 2  |     | 0-0    | .000 | 0-0        | .000 | 0-0         | .000 | 0        | 1   | 1   | 0.3 | 0  | 0 | 1   | 0   | 0   | 0   | 0.0 |
| SAM HOUSTON     | 11/27/21 | 3  |     | 0-0    | .000 | 0-0        | .000 | 0-0         | .000 | 0        | 0   | 0   | 0.3 | 0  | 0 | 1   | 0   | 0   | 0   | 0.0 |
| BELMONT         | 11/28/21 | 3  |     | 0-0    | .000 | 0-0        | .000 | 0-0         | .000 | 0        | 0   | 0   | 0.2 | 1  | 0 | 0   | 0   | 0   | 0   | 0.0 |
| Totals          |          | 0  | 18  | 0-3    | .000 | 0-1        | .000 | 0-0         | .000 | 0        | 1   | 1   | 0.2 | 2  | 1 | 2   | 0   | 0   | 0   | 0.0 |

Games played: 5  
Minutes/game: 3.6  
FG Pct: 0.0  
3FG Pct: 0.0

Rebounds/game: 0.2  
Assists/game: 0.2  
Turnovers/game: 0.4  
Assist/turnover ratio: 0.5

### SEASON | CAREER SUPERLATIVES

| Stat               | '19-20 | '20-21 | '21-22 | Career |
|--------------------|--------|--------|--------|--------|
| Double Figure Pts  | -      | -      | -      | -      |
| Double Figure Rebs | -      | -      | -      | -      |
| Double-Doubles     | -      | -      | -      | -      |
| 5 + Assists        | -      | -      | -      | -      |
| 5 + Blocks         | -      | -      | -      | -      |
| 5 + Steals         | -      | -      | -      | -      |
| Led Team in Pts    | -      | -      | -      | -      |
| Led Team in Reb    | -      | -      | -      | -      |
| 20 + Points        | -      | -      | -      | -      |

### CAREER STATISTICS

| CAREER STATISTICS |       |         | Total  |      | 3-Point |      | F-Throws |       | Rebounds |     |     |     |    |    |     |    |     |     |     | Scoring |  |
|-------------------|-------|---------|--------|------|---------|------|----------|-------|----------|-----|-----|-----|----|----|-----|----|-----|-----|-----|---------|--|
| Season            | gp-gs | min/avg | fg-fga | pct  | fg-fga  | pct  | ft-fa    | pct   | off      | def | tot | avg | pf | fo | ast | to | blk | stl | pts | avg     |  |
| 2019-20           | 14-0  | 51/3.6  | 8-16   | .500 | 3-9     | .333 | 1-1      | 1.000 | 0        | 0   | 0   | 0.0 | 8  | 0  | 2   | 8  | 0   | 0   | 20  | 1.4     |  |
| 2020-21           | 7-0   | 45/6.4  | 3-7    | .429 | 3-6     | .500 | 3-3      | 1.000 | 0        | 2   | 2   | 0.3 | 2  | 0  | 5   | 3  | 0   | 2   | 12  | 1.7     |  |
| 2021-22           | 5-0   | 18/3.6  | 0-3    | .000 | 0-1     | .000 | 0-0      | .000  | 0        | 1   | 1   | 0.2 | 2  | 0  | 1   | 2  | 0   | 0   | 0   | 0.0     |  |
| TOTAL             | 26-0  | 114/4.4 | 11-26  | .423 | 6-16    | .375 | 4-4      | 1.000 | 0        | 3   | 3   | 0.1 | 12 | 0  | 8   | 13 | 0   | 2   | 32  | 1.2     |  |



## 23 Amber Ramirez | RSr. | 5-9 | G | San Antonio, Texas (Wagner HS) | TCU

### SEASON HIGHS

|           |    |             |           |
|-----------|----|-------------|-----------|
| Points    | 20 | @ #2 UConn  | 11-14-21  |
| FG Made   | 8  | @ #2 UConn  | 11-14-21  |
| FG Att.   | 17 | @ #2 UConn  | 11-14-21  |
| 3FG Made  | 4  | Sam Houston | 11-27-21  |
| 3FG Att.  | 11 | UAPB        | 11-12-21  |
| FT Made   | 3  | Sam Houston | 11-27-21  |
| FT Att.   | 3  | Sam Houston | 11-27-21  |
| Off. Reb. | 1  | Tarleton    | 11-10-21  |
| Def. Reb. | 4  | Sam Houston | 11-27-21  |
| Rebounds  | 4  | Sam Houston | 11-27-21* |
| Assists   | 3  | Belmont     | 11-28-21  |
| Blocks    | 1  | Ark. State  | 11-19-21* |
| Steals    | 2  | Sam Houston | 11-27-21  |
| Minutes   | 30 | SMU         | 11-22-21* |

### CAREER HIGHS

|           |    |              |          |
|-----------|----|--------------|----------|
| Points    | 35 | Alabama      | 2-28-21  |
| FG Made   | 12 | Alabama      | 2-28-21  |
| FG Att.   | 20 | Tennessee    | 2-20-20  |
| 3FG Made  | 11 | SE Louisiana | 12-10-17 |
| 3FG Att.  | 17 | SE Louisiana | 12-10-17 |
| FT Made   | 9  | Oklahoma     | 3-3-18   |
| FT Att.   | 10 | Oklahoma     | 3-3-18   |
| Off. Reb. | 2  | Auburn       | 1-31-21  |
| Def. Reb. | 8  | Wisconsin    | 11-30-19 |
| Rebounds  | 9  | Wisconsin    | 11-30-19 |
| Assists   | 7  | at Kentucky  | 2-15-18  |
| Blocks    | 3  | @ No. 4 SC   | 1-18-21  |
| Steals    | 5  | UT Martin    | 12-29-19 |
| Minutes   | 45 | @ Missouri   | 2-2-20   |

\*Most Recent

### NOTES

- Registered the 16th 20 point game of her career against UConn.
- Went off for a career-high 35 against Alabama
- Had 22 against No. 3 UConn and made five treys
- Scored a season-high 23 points against No. 4 Baylor
- Named College Sports Madness National Player of the Week (Dec. 7, 2020)
- Bounced back against Wake Forest after her 2020-21 debut, going for 22 points
- Scored a season-high 29 points against Tennessee in 2019-20
- Went wire-to-wire at Mizzou, playing all 45 minutes against the Tigers
- Was a perfect 6-6 against Vanderbilt
- Matched her season-high in threes-made against Auburn, going for seven
- Made seven threes against NWSU

| Opponent        | Date     | gs | min | Total  |      | 3-Pointers |       | Free throws |       | Rebounds |     |     |     |    |    |     |     |     |     |      |  |
|-----------------|----------|----|-----|--------|------|------------|-------|-------------|-------|----------|-----|-----|-----|----|----|-----|-----|-----|-----|------|--|
|                 |          |    |     | fg-fga | pct  | 3fg-fga    | pct   | ft-fga      | pct   | off      | def | tot | avg | pf | a  | t/o | blk | stl | pts | avg  |  |
| TARLETON ST.    | 11/10/21 | *  | 23  | 0-4    | .000 | 0-3        | .000  | 0-0         | .000  | 1        | 3   | 4   | 4.0 | 0  | 2  | 0   | 0   | 0   | 0   | 0.0  |  |
| ARK.-PINE BLUFF | 11/12/21 | *  | 18  | 4-12   | .333 | 3-11       | .273  | 0-0         | .000  | 0        | 4   | 4   | 4.0 | 0  | 3  | 0   | 0   | 0   | 11  | 5.5  |  |
| at UConn        | 11/14/21 | *  | 29  | 8-17   | .471 | 3-6        | .500  | 1-2         | .500  | 0        | 2   | 2   | 3.3 | 2  | 2  | 0   | 1   | 0   | 20  | 10.3 |  |
| at Arkansas St. | 11/19/21 | *  | 30  | 5-11   | .455 | 2-6        | .333  | 1-2         | .500  | 0        | 3   | 3   | 3.3 | 1  | 0  | 1   | 1   | 0   | 13  | 11.0 |  |
| SMU             | 11/22/21 | *  | 30  | 4-12   | .333 | 2-8        | .250  | 1-2         | .500  | 0        | 2   | 2   | 3.0 | 3  | 2  | 0   | 0   | 1   | 11  | 11.0 |  |
| SAM HOUSTON     | 11/27/21 | *  | 26  | 5-7    | .714 | 4-5        | .800  | 3-3         | 1.000 | 0        | 4   | 4   | 3.2 | 2  | 1  | 2   | 0   | 2   | 17  | 12.0 |  |
| BELMONT         | 11/28/21 | *  | 26  | 2-4    | .500 | 1-1        | 1.000 | 2-2         | 1.000 | 0        | 3   | 3   | 3.1 | 1  | 3  | 2   | 0   | 1   | 7   | 11.3 |  |
| Totals          |          | 7  | 182 | 28-67  | .418 | 15-40      | .375  | 8-11        | .727  | 1        | 21  | 22  | 3.1 | 9  | 13 | 5   | 2   | 4   | 79  | 11.3 |  |

Games played: 7  
Minutes/game: 26.0  
Points/game: 11.3  
FG Pct: 41.8  
3FG Pct: 37.5  
FT Pct: 72.7

Rebounds/game: 3.1  
Assists/game: 1.9  
Turnovers/game: 0.7  
Assist/turnover ratio: 2.6  
Steals/game: 0.6  
Blocks/game: 0.3

### SEASON | CAREER SUPERLATIVES

| Stat               | '16-17 | '17-18 | '19-20 | '20-21 | '21-22 | Career |
|--------------------|--------|--------|--------|--------|--------|--------|
| Double Figure Pts  | 7      | 18     | 21     | 21     | 5      | 72     |
| Double Figure Rebs | -      | -      | -      | -      | -      | -      |
| Double-Doubles     | -      | -      | -      | -      | -      | -      |
| 5+ Assists         | 2      | 7      | 2      | 1      | -      | 12     |
| 5+ Blocks          | -      | -      | -      | -      | -      | -      |
| 5+ Steals          | -      | -      | 1      | -      | -      | 1      |
| Led Ark in Pts     | -      | -      | 6      | 6      | 2      | 14     |
| Led Ark in Reb     | -      | -      | 2      | -      | -      | 2      |
| 20+ Points         | -      | 3      | 7      | 5      | 1      | 16     |
| 30+ Points         | -      | 1      | -      | 1      | -      | 2      |

### CAREER STATISTICS

| Year       | GP-GS | Min       | Avg  | FG  | Total<br>FGA | Pct  | FG      | 3-Point<br>FGA | Pct    | FT   | FTA | Pct  | Off | Rebounds<br>Def | Tot | Avg | PF  | FO | Ast | TO  | Blk | Stl | Pts  | Avg  |
|------------|-------|-----------|------|-----|--------------|------|---------|----------------|--------|------|-----|------|-----|-----------------|-----|-----|-----|----|-----|-----|-----|-----|------|------|
| 2016-17*   | 23-5  | 559       | 24.3 | 67  | 196          | .342 | 39      | 106            | .368   | 17   | 20  | .850 | 1   | 45              | 46  | 2.0 | 35  | 0  | 32  | 27  | 11  | 15  | 190  | 8.3  |
| 2017-18*   | 36-23 | 896       | 24.9 | 131 | 311          | .421 | 65      | 166            | .392   | 48   | 56  | .857 | 5   | 63              | 68  | 1.9 | 21  |    | 103 | 57  | 4   | 30  | 375  | 10.4 |
| TCU Stats* |       |           |      |     |              |      |         |                |        |      |     |      |     |                 |     |     |     |    |     |     |     |     |      |      |
| Season     | gp-gs | min/avg   |      |     | fg-fga       | pct  | fg-fga  | pct            | ft-fa  | pct  | off | def  | tot | avg             | pf  | fo  | ast | to | blk | stl |     | pts | avg  |      |
| 2019-20    | 32-32 | 1045/32.7 |      |     | 164-371      | .442 | 106-237 | .447           | 36-39  | .923 | 8   | 93   | 101 | 3.2             | 27  | 0   | 60  | 31 | 10  | 36  |     | 470 | 14.7 |      |
| 2020-21    | 27-27 | 867/32.1  |      |     | 123-286      | .430 | 77-177  | .435           | 42-52  | .808 | 6   | 72   | 78  | 2.9             | 38  | 0   | 41  | 33 | 5   | 30  |     | 365 | 13.5 |      |
| 2021-22    | 7-7   | 182/26.0  |      |     | 28-67        | .418 | 15-40   | .375           | 8-11   | .727 | 1   | 21   | 22  | 3.1             | 9   | 0   | 13  | 5  | 2   | 4   |     | 79  | 11.3 |      |
| TOTAL      | 66-66 | 2094/31.7 |      |     | 315-724      | .435 | 198-454 | .436           | 86-102 | .843 | 15  | 186  | 201 | 3.0             | 74  | 0   | 114 | 69 | 17  | 70  |     | 914 | 13.8 |      |



## 24 Jersey Wolfenbarger | Fr. | 6-5 | G/F | Fort Smith, Ark. (Northside HS)

### SEASON HIGHS

|           |    |             |           |
|-----------|----|-------------|-----------|
| Points    | 16 | Sam Houston | 11-27-21  |
| FG Made   | 5  | Sam Houston | 11-27-21  |
| FG Att.   | 10 | Tarleton    | 11-10-21  |
| 3FG Made  | 3  | Sam Houston | 11-27-21  |
| 3FG Att.  | 5  | Tarleton    | 11-10-21  |
| FT Made   | 3  | Belmont     | 11-28-21* |
| FT Att.   | 6  | Sam Houston | 11-27-21  |
| Off. Reb. | 4  | UAPB        | 11-12-21  |
| Def. Reb. | 5  | Tarleton    | 11-10-21  |
| Rebounds  | 6  | UAPB        | 11-12-21  |
| Assists   | 3  | Belmont     | 11-28-21  |
| Blocks    | 1  | @ #2 UConn  | 11-14-21* |
| Steals    | 1  | Belmont     | 11-28-21* |
| Minutes   | 22 | Tarleton    | 11-10-21  |

### CAREER HIGHS

(Same as Season Higs)

### SEASON | CAREER SUPERLATIVES

| Stat               | '21-22 | Career |
|--------------------|--------|--------|
| Double Figure Pts  | 3      | 3      |
| Double Figure Rebs | -      | -      |
| Double-Doubles     | -      | -      |
| 5 + Assists        | -      | -      |
| 5 + Blocks         | -      | -      |
| 5 + Steals         | -      | -      |
| Led Team in Pts    | -      | -      |
| Led Team in Reb    | -      | -      |
| 20 + Points        | -      | -      |

### NOTES

- Scored a career-best 16 points against Sam Houston
- FIBA U19 Gold Medalist
- No. 7 overall recruit, and No. 1 wing player in the ESPN HoopGurlz 2021 recruiting rankings at the time of her signing
- Consensus five-star player out of Northside High School
- Arkansas' first McDonald's All-American signee since 2016
- One of five finalists for the Jersey Mike's Naismith High School Player of the Year Award
- Arkansas' Gatorade Player of the year in 2020 and 2021
- Won two state titles during her four year high school career
- Hit a buzzer beater to win the 2019 6A State Championship sophomore season

| Opponent       | Date     | gs | min | Total  |      | 3-Pointers |      | Free throws |      | Rebounds |     |     |     | pf | a | t/o | blk | stl | pts | avg  |
|----------------|----------|----|-----|--------|------|------------|------|-------------|------|----------|-----|-----|-----|----|---|-----|-----|-----|-----|------|
|                |          |    |     | fg-fga | pct  | 3fg-fga    | pct  | ft-fa       | pct  | off      | def | tot | avg |    |   |     |     |     |     |      |
| TARLETON ST.   | 11/10/21 | *  | 22  | 4-10   | .400 | 1-5        | .200 | 1-4         | .250 | 0        | 5   | 5   | 5.0 | 4  | 0 | 1   | 1   | 1   | 10  | 10.0 |
| ARK-PINE BLUFF | 11/12/21 |    | 21  | 2-6    | .333 | 1-2        | .500 | 2-4         | .500 | 4        | 2   | 6   | 5.5 | 3  | 1 | 2   | 1   | 1   | 7   | 8.5  |
| at UConn       | 11/14/21 |    | 15  | 0-1    | .000 | 0-1        | .000 | 0-0         | .000 | 0        | 4   | 4   | 5.0 | 2  | 0 | 1   | 1   | 1   | 0   | 5.7  |
| SMU            | 11/22/21 |    | 6   | 1-3    | .333 | 0-0        | .000 | 0-0         | .000 | 1        | 0   | 1   | 4.0 | 1  | 0 | 2   | 0   | 1   | 2   | 4.8  |
| SAM HOUSTON    | 11/27/21 |    | 17  | 5-8    | .625 | 3-4        | .750 | 3-6         | .500 | 2        | 1   | 3   | 3.8 | 3  | 0 | 1   | 0   | 0   | 16  | 7.0  |
| BELMONT        | 11/28/21 |    | 17  | 3-7    | .429 | 1-2        | .500 | 3-4         | .750 | 1        | 3   | 4   | 3.8 | 0  | 3 | 0   | 0   | 1   | 10  | 7.5  |
| Totals         |          |    | 98  | 15-35  | .429 | 6-14       | .429 | 9-18        | .500 | 8        | 15  | 23  | 3.8 | 13 | 4 | 7   | 3   | 5   | 45  | 7.5  |

Games played: 6  
Minutes/game: 16.3  
Points/game: 7.5  
FG Pct: 42.9  
3FG Pct: 42.9  
FT Pct: 50.0

Rebounds/game: 3.8  
Assists/game: 0.7  
Turnovers/game: 1.2  
Assist/turnover ratio: 0.6  
Steals/game: 0.8  
Blocks/game: 0.5

### CAREER STATISTICS

| Season  | gp-gs | min/avg | Total  |      | 3-Point |      | F-Throws |      | Rebounds |     |     |     | Scoring |    |     |    |     |
|---------|-------|---------|--------|------|---------|------|----------|------|----------|-----|-----|-----|---------|----|-----|----|-----|
|         |       |         | fg-fga | pct  | fg-fga  | pct  | ft-fa    | pct  | off      | def | tot | avg | pf      | fo | ast | to | blk |
| 2021-22 | 6-1   | 98/16.3 | 15-35  | .429 | 6-14    | .429 | 9-18     | .500 | 8        | 15  | 23  | 3.8 | 13      | 0  | 4   | 7  | 3   |
| TOTAL   | 6-1   | 98/16.3 | 15-35  | .429 | 6-14    | .429 | 9-18     | .500 | 8        | 15  | 23  | 3.8 | 13      | 0  | 4   | 7  | 3   |





## 25 Destinee Oberg | Jr. | 6-3 | C | Burnsville, Minn. (John F. Kennedy HS)

### SEASON HIGHS

|           |     |             |           |
|-----------|-----|-------------|-----------|
| Points    | 2   | Belmont     | 11-28-21  |
| FG Made   | 1   | Belmont     | 11-28-21  |
| FG Att.   | 2   | Belmont     | 11-28-21  |
| 3FG Made  | N/A |             |           |
| 3FG Att.  | N/A |             |           |
| FT Made   | N/A |             |           |
| FT Att.   | 2   | UAPB        | 11-12-21  |
| Off. Reb. | 2   | Sam Houston | 11-27-21  |
| Def. Reb. | 3   | Tarleton    | 11-10-21  |
| Rebounds  | 3   | Tarleton    | 11-10-21  |
| Assists   | N/A |             |           |
| Blocks    | 1   | Belmont     | 11-28-21* |
| Steals    | N/A |             |           |
| Minutes   | 7   | Tarleton    | 11-10-21  |

### CAREER HIGHS

|           |     |              |           |
|-----------|-----|--------------|-----------|
| Points    | 4   | @ Ole Miss   | 2-16-20*  |
| FG Made   | 2   | @ Vanderbilt | 1-19-20   |
| FG Att.   | 3   | ULM          | 12-3-20*  |
| 3FG Made  | N/A |              |           |
| 3FG Att.  | N/A |              |           |
| FT Made   | 2   | @ Ole Miss   | 2-16-20   |
| FT Att.   | 2   | Maryland     | 11-29-20* |
| Off. Reb. | 3   | ULM          | 12-3-20   |
| Def. Reb. | 3   | Tarleton     | 11-10-21* |
| Rebounds  | 6   | ULM          | 12-3-20   |
| Assists   | 2   | UAPB         | 12-21-20* |
| Blocks    | 1   | Ark. State   | 11-19-21* |
| Steals    | 1   | Maryland     | 11-29-20  |
| Minutes   | 12  | UAPB         | 12-21-20* |

Most Recent\*

### SEASON | CAREER SUPERLATIVES

| Stat               | '19-20 | '20-21 | '21-22 | Career |
|--------------------|--------|--------|--------|--------|
| Double Figure Pts  | -      | -      | -      | -      |
| Double Figure Rebs | -      | -      | -      | -      |
| Double-Doubles     | -      | -      | -      | -      |
| 5 + Assists        | -      | -      | -      | -      |
| 5 + Blocks         | -      | -      | -      | -      |
| 5 + Steals         | -      | -      | -      | -      |
| Led Team in Pts    | -      | -      | -      | -      |
| Led Team in Reb    | -      | -      | -      | -      |
| 20 + Points        | -      | -      | -      | -      |

### NOTES

- Matched her career-high against Ole Miss, going for four points
- Scored her first four collegiate points against Vanderbilt
- Made her collegiate debut against UT Martin, recording a block in her four minutes played
- Despite missing her junior season with injury, Prospects Nation rated Oberg as a 4.5-star prospect, the No. 6 post player and No. 38 overall recruit in the nation for the 2019 class
- As a sophomore, Oberg and the Academy of Holy Angels played to a third-place finish at the state tournament
- She averaged 16.6 points, 9.9 rebounds, 2.5 assists and 2.1 steals per game that season


| Opponent        | Date     | gs | min | Total  |      | 3-Pointers |      | Free Throws |      | Rebounds |     |     |     | pf | a | t/o | blk | stl | pts | avg |
|-----------------|----------|----|-----|--------|------|------------|------|-------------|------|----------|-----|-----|-----|----|---|-----|-----|-----|-----|-----|
|                 |          |    |     | fg-fga | pct  | 3fg-fga    | pct  | ft-fga      | pct  | off      | def | tot | avg |    |   |     |     |     |     |     |
| TARLETON ST.    | 11/10/21 | 7  |     | 0-0    | .000 | 0-0        | .000 | 0-0         | .000 | 0        | 3   | 3   | 3.0 | 1  | 0 | 0   | 0   | 0   | 0   | 0.0 |
| ARK.-PINE BLUFF | 11/12/21 | 6  |     | 0-1    | .000 | 0-0        | .000 | 0-2         | .000 | 0        | 0   | 0   | 1.5 | 1  | 0 | 0   | 0   | 0   | 0   | 0.0 |
| at Arkansas St. | 11/19/21 | 6  |     | 0-0    | .000 | 0-0        | .000 | 0-0         | .000 | 0        | 2   | 2   | 1.7 | 3  | 0 | 0   | 1   | 0   | 0   | 0.0 |
| SAM HOUSTON     | 11/27/21 | 4  |     | 0-2    | .000 | 0-0        | .000 | 0-0         | .000 | 2        | 0   | 2   | 1.8 | 1  | 2 | 0   | 0   | 0   | 0   | 0.0 |
| BELMONT         | 11/28/21 | 4  |     | 1-2    | .500 | 0-0        | .000 | 0-0         | .000 | 0        | 0   | 0   | 1.4 | 0  | 0 | 0   | 1   | 0   | 2   | 0.4 |
| Totals          |          | 0  | 27  | 1-5    | .200 | 0-0        | .000 | 0-2         | .000 | 2        | 5   | 7   | 1.4 | 6  | 2 | 0   | 2   | 0   | 2   | 0.4 |

Games played: 5  
Minutes/game: 5.4  
Points/game: 0.4  
FG Pct: 20.0  
FT Pct: 0.0

Rebounds/game: 1.4  
Assists/game: 0.4  
Assist/turnover ratio: 99.9  
Blocks/game: 0.4

### CAREER STATISTICS

| Season  | gp-gs |         | min/avg |      | Total  |      | 3-Point |       | F-Throws |     | Rebounds |     |     |     | pf | fo | ast | to | blk | stl | Scoring |     |
|---------|-------|---------|---------|------|--------|------|---------|-------|----------|-----|----------|-----|-----|-----|----|----|-----|----|-----|-----|---------|-----|
|         | gp-gs | min/avg | fg-fga  | pct  | fg-fga | pct  | fg-fga  | pct   | ft-fga   | pct | off      | def | tot | avg |    |    |     |    |     |     | pts     | avg |
| 2019-20 | 8-0   | 28/3.5  | 3-6     | .500 | 0-0    | .000 | 2-2     | 1.000 | 1        | 4   | 5        | 0.6 | 3   | 0   | 0  | 3  | 1   | 0  |     |     | 8       | 1.0 |
| 2020-21 | 12-0  | 71/5.9  | 4-9     | .444 | 0-0    | .000 | 1-4     | .250  | 5        | 10  | 15       | 1.3 | 8   | 0   | 8  | 11 | 1   | 1  |     |     | 9       | 0.8 |
| 2021-22 | 5-0   | 27/5.4  | 1-5     | .200 | 0-0    | .000 | 0-2     | .000  | 2        | 5   | 7        | 1.4 | 6   | 0   | 2  | 0  | 2   | 0  |     |     | 2       | 0.4 |
| TOTAL   | 25-0  | 126/5.0 | 8-20    | .400 | 0-0    | .000 | 3-8     | .375  | 8        | 19  | 27       | 1.1 | 17  | 0   | 10 | 14 | 4   | 1  |     |     | 19      | 0.8 |



**30 Maryam Dauda | Fr. | 6-4 | F | Bentonville, Ark. (Bentonville HS)**

## SEASON HIGHS

|           |     |
|-----------|-----|
| Points    | N/A |
| FG Made   | N/A |
| FG Att.   | N/A |
| 3FG Made  | N/A |
| 3FG Att.  | N/A |
| FT Made   | N/A |
| FT Att.   | N/A |
| Off. Reb. | N/A |
| Def. Reb. | N/A |
| Rebounds  | N/A |
| Assists   | N/A |
| Blocks    | N/A |
| Steals    | N/A |
| Minutes   | N/A |

## NOTES

- The 13th ranked player and top ranked post player in the ESPN HoopGurlz 2021 recruiting rankings at the time of her signing
- Consensus five star recruit out of Bentonville High School
- McDonald's All-American in 2021
- Naismith High School Player of the Year Semifinalist following her senior season
- Four-time All-Conference selection and three-time All-State selection
- Leading scorer, rebounder, and shot blocker in the history of Bentonville High School

## CAREER HIGHS

(Same as Season Highs)

## SEASON | CAREER SUPERLATIVES

| Stat               | '21-22 | Career |
|--------------------|--------|--------|
| Double Figure Pts  | -      | -      |
| Double Figure Rebs | -      | -      |
| Double-Doubles     | -      | -      |
| 5 + Assists        | -      | -      |
| 5 + Blocks         | -      | -      |
| 5 + Steals         | -      | -      |
| Led Team in Pts    | -      | -      |
| Led Team in Reb    | -      | -      |
| 20 + Points        | -      | -      |

## CAREER STATISTICS



## 43 Makayla Daniels | Jr. | 5-8 | G | Frederick, Md. (Frederick HS)

### SEASON HIGHS

|           |    |             |           |
|-----------|----|-------------|-----------|
| Points    | 22 | Ark. State  | 11-19-21  |
| FG Made   | 8  | Ark. State  | 11-19-21  |
| FG Att.   | 13 | Ark. State  | 11-19-21  |
| 3FG Made  | 2  | Ark. State  | 11-19-21  |
| 3FG Att.  | 5  | Ark. State  | 11-19-21* |
| FT Made   | 4  | SMU         | 11-22-21* |
| FT Att.   | 5  | SMU         | 11-22-21* |
| Off. Reb. | 4  | Ark. State  | 11-19-21  |
| Def. Reb. | 7  | SMU         | 11-22-21  |
| Rebounds  | 8  | Ark. State  | 11-19-21  |
| Assists   | 6  | Sam Houston | 11-27-21  |
| Blocks    | 1  | Tarleton    | 11-10-21  |
| Steals    | 3  | Belmont     | 11-28-21* |
| Minutes   | 30 | Ark. State  | 11-19-21  |

### CAREER HIGHS

|           |    |              |           |
|-----------|----|--------------|-----------|
| Points    | 27 | Oral Roberts | 11-14-19  |
| FG Made   | 8  | Ark. State   | 11-19-21* |
| FG Att.   | 15 | Maryland     | 11-29-20  |
| 3FG Made  | 6  | Oral Roberts | 11-14-19  |
| 3FG Att.  | 9  | @ Tennessee  | 1-7-21    |
| FT Made   | 8  | Belmont      | 11-20-19  |
| FT Att.   | 10 | Belmont      | 11-20-19  |
| Off. Reb. | 4  | Ark. State   | 11-19-21  |
| Def. Reb. | 9  | Alabama      | 2-28-21   |
| Rebounds  | 9  | Alabama      | 2-28-21   |
| Assists   | 7  | @ SMU        | 12-9-20   |
| Blocks    | 1  | Tarleton     | 11-10-21* |
| Steals    | 5  | Kansas State | 12-7-19   |
| Minutes   | 39 | No. 8 TAMU   | 1-10-21   |

\*Most Recent

### SEASON | CAREER SUPERLATIVES

| Stat               | '19-20 | '20-21 | '21-22 | Career |
|--------------------|--------|--------|--------|--------|
| Double Figure Pts  | 10     | 18     | 4      | 32     |
| Double Figure Rebs | -      | -      | -      | -      |
| Double-Doubles     | -      | -      | -      | -      |
| 5 + Assists        | 3      | 2      | 3      | 8      |
| 5 + Blocks         | -      | -      | -      | -      |
| 5 + Steals         | 1      | -      | -      | 1      |
| Led Team in Pts    | 3      | 1      | 2      | 6      |
| Led Team in Reb    | -      | 1      | 2      | 3      |
| 20 + Points        | 2      | 1      | 1      | 4      |

### NOTES

- Stuffed the stat sheet against AState, going for 22 points, eight boards and five assists
- Recached double figures in her NCAA Tournament debut, going for 11 points
- Nearly double-doubled against Alabama, going for 15 points and nine rebounds
- Scored 21 against No. 12 Maryland, her first 20+ point game of the season
- Dished a career-best six assists against UT Martin in 2019-20
- Had a career-high five steals against Kansas State in 2019-20
- Dropped 21 against Belmont in 2019-20
- Named SEC Freshman of the Week after standout performances against ORU and SB (11/19)
- Was sensational against ORU, going for a career-high 27 points

| Opponent        | Date     | gs | min | Total  |      | 3-Pointers |      | Free throws |       | Rebounds |     |     |     | pf | a  | t/o | blk | stl | pts | avg  |
|-----------------|----------|----|-----|--------|------|------------|------|-------------|-------|----------|-----|-----|-----|----|----|-----|-----|-----|-----|------|
|                 |          |    |     | fg-fga | pct  | 3fg-fga    | pct  | ft-fa       | pct   | off      | def | tot | avg |    |    |     |     |     |     |      |
| TARLETON ST.    | 11/10/21 | *  | 21  | 5-11   | .455 | 1-4        | .250 | 4-5         | .800  | 3        | 3   | 6   | 6.0 | 1  | 1  | 2   | 1   | 2   | 15  | 15.0 |
| ARK-PINE BLUFF  | 11/12/21 | *  | 21  | 2-6    | .333 | 0-4        | .000 | 1-1         | 1.000 | 2        | 3   | 5   | 5.5 | 3  | 4  | 0   | 0   | 2   | 5   | 10.0 |
| at UConn        | 11/14/21 | *  | 28  | 2-11   | .182 | 1-5        | .200 | 0-1         | .000  | 2        | 4   | 6   | 5.7 | 4  | 3  | 2   | 0   | 0   | 5   | 8.3  |
| at Arkansas St. | 11/19/21 | *  | 30  | 8-13   | .615 | 2-5        | .400 | 4-5         | .800  | 4        | 4   | 8   | 6.3 | 1  | 5  | 4   | 0   | 1   | 22  | 11.8 |
| SMU             | 11/22/21 | *  | 23  | 6-10   | .600 | 0-3        | .000 | 4-5         | .800  | 0        | 7   | 7   | 6.4 | 4  | 2  | 0   | 0   | 1   | 16  | 12.6 |
| SAM HOUSTON     | 11/27/21 | *  | 29  | 4-8    | .500 | 0-3        | .000 | 3-4         | .750  | 1        | 4   | 5   | 6.2 | 2  | 6  | 1   | 0   | 3   | 11  | 12.3 |
| BELMONT         | 11/28/21 | *  | 25  | 1-5    | .200 | 0-2        | .000 | 1-2         | .500  | 1        | 2   | 3   | 5.7 | 2  | 5  | 1   | 0   | 3   | 3   | 11.0 |
| Totals          |          | 7  | 177 | 28-64  | .438 | 4-26       | .154 | 17-23       | .739  | 13       | 27  | 40  | 5.7 | 17 | 26 | 10  | 1   | 12  | 77  | 11.0 |

Games played: 7  
Minutes/game: 25.3  
Points/game: 11.0  
FG Pct: 43.8  
3FG Pct: 15.4  
FT Pct: 73.9

Rebounds/game: 5.7  
Assists/game: 3.7  
Turnovers/game: 1.4  
Assist/turnover ratio: 2.6  
Steals/game: 1.7  
Blocks/game: 0.1

### CAREER STATISTICS

| CAREER STATISTICS |       |           | Total   |      | 3-Point |      | F-Throws |      | Rebounds |     |     |     | Scoring |    |     |    |     |     |     |      |
|-------------------|-------|-----------|---------|------|---------|------|----------|------|----------|-----|-----|-----|---------|----|-----|----|-----|-----|-----|------|
| Season            | gp-gs | min/avg   | fg-fga  | pct  | fg-fga  | pct  | ft-fa    | pct  | off      | def | tot | avg | pf      | fo | ast | to | blk | stl | pts | avg  |
| 2019-20           | 32-32 | 716/22.4  | 107-216 | .495 | 25-56   | .446 | 60-77    | .779 | 7        | 48  | 55  | 1.7 | 67      | 1  | 77  | 44 | 2   | 45  | 299 | 9.3  |
| 2020-21           | 28-28 | 802/28.6  | 101-256 | .395 | 44-120  | .367 | 78-97    | .804 | 9        | 74  | 83  | 3.0 | 75      | 2  | 61  | 43 | 4   | 41  | 324 | 11.6 |
| 2021-22           | 7-7   | 177/25.3  | 28-64   | .438 | 4-26    | .154 | 17-23    | .739 | 13       | 27  | 40  | 5.7 | 17      | 0  | 26  | 10 | 1   | 12  | 77  | 11.0 |
| TOTAL             | 67-67 | 1695/25.3 | 236-536 | .440 | 73-202  | .361 | 155-197  | .787 | 29       | 149 | 178 | 2.7 | 159     | 3  | 164 | 97 | 7   | 98  | 700 | 10.4 |



## 55 Emrie Ellis | Fr. | 6-3 | F | Vanoss, Okla. | Vanoss HS

### SEASON HIGHS

|           |     |             |           |
|-----------|-----|-------------|-----------|
| Points    | 8   | Sam Houston | 11-27-21  |
| FG Made   | 3   | Belmont     | 11-28-21* |
| FG Att.   | 7   | Belmont     | 11-28-21  |
| 3FG Made  | 1   | Belmont     | 11-28-21* |
| 3FG Att.  | 3   | Belmont     | 11-28-21* |
| FT Made   | 1   | Sam Houston | 11-27-21  |
| FT Att.   | 2   | Sam Houston | 11-27-21  |
| Off. Reb. | 2   | Sam Houston | 11-27-21  |
| Def. Reb. | 4   | Ark. State  | 11-19-21* |
| Rebounds  | 5   | Ark. State  | 11-19-21* |
| Assists   | 1   | Belmont     | 11-28-21* |
| Blocks    | 5   | UAPB        | 11-12-21  |
| Steals    | N/A |             |           |
| Minutes   | 17  | Belmont     | 11-28-21  |

### CAREER HIGHS

(Same as Season Highs)

### SEASON | CAREER SUPERLATIVES

| Stat               | '21-22 | Career |
|--------------------|--------|--------|
| Double Figure Pts  | -      | -      |
| Double Figure Rebs | -      | -      |
| Double-Doubles     | -      | -      |
| 5 + Assists        | -      | -      |
| 5 + Blocks         | 1      | 1      |
| 5 + Steals         | -      | -      |
| Led Team in Pts    | -      | -      |
| Led Team in Reb    | -      | -      |
| 20 + Points        | -      | -      |

### NOTES

- Blocked five shots against UAPB, the most by a freshman Hog since 2014
- No. 48 overall recruit in ASGR's 2021 recruiting rankings
- Named Ada News All-Area Co-Player of the Year in 2021 after leading Vanoss High School to the Class A State Final
- VYPE Top 100 in all four of her high school seasons
- Four-time Pontotoc County All-Conference
- Led the state of Oklahoma in rebounds & blocks in 2018

| Opponent        | Date     | gs | min | Total  |      | 3-Pointers |      | Free throws |      | Rebounds |     |     |     | pf | a | t/o | blk | stl | pts | avg |
|-----------------|----------|----|-----|--------|------|------------|------|-------------|------|----------|-----|-----|-----|----|---|-----|-----|-----|-----|-----|
|                 |          |    |     | fg-fga | pct  | 3fg-fga    | pct  | ft-fa       | pct  | off      | def | tot | avg |    |   |     |     |     |     |     |
| TARLETON ST.    | 11/10/21 | 15 | 2-2 | 1.000  | 0-0  | .000       | 0-0  | 0-0         | .000 | 1        | 1   | 2   | 2.0 | 3  | 0 | 1   | 2   | 0   | 4   | 4.0 |
| ARK.-PINE BLUFF | 11/12/21 | 16 | 3-6 | .500   | 0-1  | .000       | 0-0  | .000        | .000 | 2        | 3   | 5   | 3.5 | 0  | 1 | 1   | 5   | 0   | 6   | 5.0 |
| at UConn        | 11/14/21 | 13 | 3-5 | .600   | 0-1  | .000       | 0-0  | .000        | .000 | 0        | 4   | 4   | 3.7 | 3  | 0 | 2   | 0   | 0   | 6   | 5.3 |
| at Arkansas St. | 11/19/21 | 15 | 2-4 | .500   | 0-2  | .000       | 0-0  | .000        | .000 | 1        | 4   | 5   | 4.0 | 4  | 0 | 1   | 4   | 0   | 4   | 5.0 |
| SMU             | 11/22/21 | 11 | 1-4 | .250   | 0-2  | .000       | 1-2  | .500        | .000 | 0        | 1   | 1   | 3.4 | 2  | 1 | 1   | 0   | 0   | 3   | 4.6 |
| SAM HOUSTON     | 11/27/21 | 15 | 3-6 | .500   | 1-3  | .333       | 1-2  | .500        | .000 | 2        | 2   | 4   | 3.5 | 3  | 1 | 3   | 1   | 0   | 8   | 5.2 |
| BELMONT         | 11/28/21 | 17 | 3-7 | .429   | 1-3  | .333       | 0-0  | .000        | .000 | 0        | 1   | 1   | 3.1 | 1  | 1 | 1   | 2   | 0   | 7   | 5.4 |
| Totals          |          | 0  | 102 | 17-34  | .500 | 2-12       | .167 | 2-4         | .500 | 6        | 16  | 22  | 3.1 | 16 | 4 | 10  | 14  | 0   | 38  | 5.4 |

Games played: 7  
Minutes/game: 14.6  
Points/game: 5.4  
FG Pct: 50.0  
3FG Pct: 16.7  
FT Pct: 50.0

Rebounds/game: 3.1  
Assists/game: 0.6  
Turnovers/game: 1.4  
Assist/turnover ratio: 0.4  
Blocks/game: 2.0

### CAREER STATISTICS

| Season  | gp-gs | min/avg  | Total  |      | 3-Point |      | F-Throws |      | Rebounds |     |     |     | pf | fo | ast | to | blk | stl | Scoring |     |
|---------|-------|----------|--------|------|---------|------|----------|------|----------|-----|-----|-----|----|----|-----|----|-----|-----|---------|-----|
|         |       |          | fg-fga | pct  | fg-fga  | pct  | ft-fa    | pct  | off      | def | tot | avg |    |    |     |    |     |     | pts     | avg |
| 2021-22 | 7-0   | 102/14.6 | 17-34  | .500 | 2-12    | .167 | 2-4      | .500 | 6        | 16  | 22  | 3.1 | 16 | 0  | 4   | 10 | 14  | 0   | 38      | 5.4 |
| TOTAL   | 7-0   | 102/14.6 | 17-34  | .500 | 2-12    | .167 | 2-4      | .500 | 6        | 16  | 22  | 3.1 | 16 | 0  | 4   | 10 | 14  | 0   | 38      | 5.4 |





**Marquesha Davis**  
Jr | 6-0 | G  
McGehee, Ark.




**Samara Spencer**  
Fr | 5-7 | G  
Fort Lauderdale, Fla.



**Elauna Eaton**  
Rfr | 6-0 | G  
Helena, Ark.



**Erynn Barnum**  
RJr | 6-2 | F  
Little Rock, Ark.



**Rylee Langerman**  
So | 5-9 | G  
Norman, Okla.



**Sasha Goforth**  
So | 6-1 | G  
Fayetteville, Ark.



**Ashlyn Sage**  
Fr | 6-2 | G  
Weatherford, Okla.



**Avery Hughes**  
Jr | 5-7 | G  
Bentonville, Ark.



**Amber Ramirez**  
RSr\* | 5-9 | G  
San Antonio, Texas




**Jersey Wolfenbarger**  
Fr | 6-5 | G/F  
Fort Smith, Ark.



**Destinee Oberg**  
Jr | 6-3 | C  
Burnsville, Minn.



**Maryam Dauda**  
Fr | 6-4 | F  
Bentonville, Ark.



**Makayla Daniels**  
Jr | 5-8 | G  
Frederick, Md.



**Emrie Ellis**  
Fr | 6-3 | F  
Vanoss, Okla.



**Mike Neighbors**  
Head Coach  
Fifth Season



**Todd Schaefer**  
Associate Head Coach  
Fifth Season



**Pauline Love**  
Assistant Coach  
Fifth Season



**Lacey Goldwire**  
Assistant Coach  
Third Season



**Amber Shirey**  
Director of Operations



**C'eira Ricketts**  
Director of SA Development



**Jeff Brazil**  
Special Assistant to the HC &  
Director of Video



**Simone Rush**  
Athletic Trainer

Official Basketball Box Score -- Game Totals -- Final Statistics  
Tarleton St. vs Arkansas  
11/10/21 7:00 pm at Fayetteville, AR

## Tarleton St. 33 • 0-1,0-0 WAC

| #           | Player            | Total  |        |           | 3-Ptr  |           |        | Rebounds  |       |             | PF    | TP       | A | TO | Blk | Stl | Min |
|-------------|-------------------|--------|--------|-----------|--------|-----------|--------|-----------|-------|-------------|-------|----------|---|----|-----|-----|-----|
|             |                   | FG-FGA | FG-FGA | FT-FTA    | FG-FGA | FG-FGA    | FT-FTA | Off       | Def   | Tot         |       |          |   |    |     |     |     |
| 01          | Lucy Benson       | f      | 0-1    | 0-0       | 0-0    | 0-0       | 0-0    | 2         | 1     | 3           | 4     | 0        | 1 | 1  | 0   | 0   | 15  |
| 00          | Malaya Kendrick   | g      | 3-11   | 0-0       | 0-0    | 0         | 0      | 10        | 10    | 3           | 3     | 6        | 0 | 1  | 0   | 1   | 28  |
| 02          | Iyana Dorsey      | g      | 1-8    | 1-5       | 2-2    | 0         | 0      | 1         | 1     | 4           | 5     | 0        | 1 | 0  | 1   | 0   | 16  |
| 23          | Jurnee President  | g      | 0-5    | 0-3       | 0-0    | 1         | 0      | 1         | 1     | 0           | 1     | 0        | 1 | 1  | 1   | 1   | 24  |
| 25          | Seynabou Thiam    | *      | 3-5    | 0-0       | 0-0    | 0         | 0      | 1         | 1     | 0           | 6     | 1        | 2 | 4  | 1   | 1   | 17  |
| 03          | Crystal Smith     | g      | 0-0    | 0-0       | 0-0    | 0         | 0      | 0         | 0     | 0           | 0     | 0        | 0 | 1  | 1   | 3   |     |
| 04          | Emily Cunningham  | g      | 0-0    | 0-0       | 0-0    | 0         | 0      | 1         | 1     | 1           | 0     | 0        | 2 | 0  | 0   | 6   |     |
| 05          | Kaitlyn Guillory  | g      | 0-0    | 0-0       | 0-0    | 0         | 0      | 0         | 0     | 0           | 0     | 0        | 0 | 0  | 0   | 4   |     |
| 11          | Mason Jones       | g      | 0-0    | 0-0       | 0-0    | 0         | 0      | 0         | 0     | 1           | 0     | 0        | 1 | 4  | 0   | 0   | 7   |
| 12          | Jenna Dick        | g      | 0-1    | 0-1       | 0-0    | 0         | 0      | 2         | 2     | 0           | 0     | 0        | 0 | 0  | 0   | 22  |     |
| 21          | Nya Mitchels      | g      | 1-2    | 0-0       | 1-4    | 0         | 0      | 2         | 2     | 1           | 3     | 0        | 4 | 1  | 1   | 0   | 12  |
| 22          | Tyler Jackson     | g      | 2-6    | 1-4       | 3-4    | 0         | 0      | 1         | 1     | 3           | 8     | 0        | 1 | 0  | 0   | 16  |     |
| 31          | Emilia Axelsson   | g      | 0-2    | 0-1       | 1-2    | 0         | 0      | 0         | 0     | 1           | 1     | 0        | 1 | 0  | 0   | 9   |     |
| 33          | Marissa Escamilla | g      | 1-8    | 0-1       | 2-4    | 1         | 1      | 2         | 5     | 4           | 0     | 2        | 0 | 0  | 0   | 19  |     |
| 41          | Hannah Matthews   | g      | 0-0    | 0-0       | 0-0    | 0         | 0      | 0         | 0     | 0           | 0     | 0        | 0 | 0  | 0   | 2   |     |
| Team        |                   |        |        |           |        |           |        | 3         | 4     | 7           |       |          | 2 |    |     |     |     |
| Totals      |                   |        | 11-49  | 2-15      | 9-16   |           |        | 7         | 24    | 31          | 24    | 33       | 3 | 23 | 6   | 5   | 200 |
| 1st - FG %: |                   | 4-16   | 25.0%  | 2nd: 3-10 | 30.0%  | 3rd: 0-12 | 0.0%   | 4th: 4-11 | 36.4% | Game: 11-49 | 22.4% | Deadball |   |    |     |     |     |
| 3FG %:      |                   | 0-3    | 0.0%   | 1-2       | 50.0%  | 0-5       | 0.0%   | 1-5       | 20.0% | 2-15        | 13.3% | Rebounds |   |    |     |     |     |
| FT %:       |                   | 0-0    | 0.0%   | 1-4       | 25.0%  | 5-8       | 62.5%  | 3-4       | 75.0% | 9-16        | 56.3% | 5        |   |    |     |     |     |

## Arkansas 85 • 1-0,0-0 SEC

| #           | Player              | Total  |        |           | 3-Ptr  |            |        | Rebounds  |       |             | PF    | TP       | A  | TO | Blk | Stl | Min |
|-------------|---------------------|--------|--------|-----------|--------|------------|--------|-----------|-------|-------------|-------|----------|----|----|-----|-----|-----|
|             |                     | FG-FGA | FG-FGA | FT-FTA    | FG-FGA | FG-FGA     | FT-FTA | Off       | Def   | Tot         |       |          |    |    |     |     |     |
| 04          | Erynn Barnum        | f      | 3-7    | 0-0       | 6-8    | 2          | 4      | 6         | 2     | 12          | 2     | 0        | 1  | 1  | 2   | 3   | 20  |
| 13          | Sasha Goforth       | g      | 3-8    | 0-4       | 2-4    | 2          | 3      | 5         | 1     | 8           | 2     | 0        | 1  | 0  | 0   | 23  |     |
| 23          | Amber Ramirez       | g      | 0-4    | 0-3       | 0-0    | 1          | 3      | 4         | 0     | 0           | 2     | 0        | 0  | 0  | 0   | 23  |     |
| 24          | Jersey Wolfenbarger | g      | 4-10   | 1-5       | 1-4    | 0          | 5      | 5         | 4     | 10          | 0     | 1        | 1  | 1  | 1   | 22  |     |
| 43          | Makayla Daniels     | g      | 5-11   | 1-4       | 4-5    | 3          | 3      | 6         | 1     | 15          | 1     | 2        | 1  | 2  | 2   | 21  |     |
| 01          | Marquesha Davis     | g      | 2-5    | 0-0       | 1-2    | 0          | 4      | 4         | 2     | 5           | 1     | 1        | 0  | 1  | 0   | 12  |     |
| 02          | Samara Spencer      | g      | 5-6    | 2-2       | 0-2    | 0          | 3      | 3         | 3     | 12          | 2     | 2        | 0  | 1  | 1   | 17  |     |
| 03          | Elauana Eaton       | g      | 2-4    | 2-4       | 5-5    | 0          | 2      | 2         | 2     | 11          | 0     | 1        | 0  | 1  | 0   | 16  |     |
| 11          | Rylee Langerman     | g      | 1-2    | 0-0       | 0-0    | 2          | 0      | 2         | 0     | 2           | 3     | 1        | 0  | 0  | 0   | 12  |     |
| 15          | Ashlyn Sage         | g      | 2-2    | 2-2       | 0-0    | 0          | 0      | 0         | 0     | 6           | 0     | 1        | 0  | 1  | 1   | 9   |     |
| 22          | Avery Hughes        | g      | 0-1    | 0-0       | 0-0    | 0          | 0      | 0         | 0     | 0           | 1     | 0        | 0  | 0  | 0   | 3   |     |
| 25          | Destinee Oberg      | g      | 0-0    | 0-0       | 0-0    | 0          | 3      | 3         | 1     | 0           | 0     | 0        | 0  | 0  | 0   | 7   |     |
| 55          | Emrie Ellis         | g      | 2-2    | 0-0       | 0-0    | 1          | 1      | 2         | 3     | 4           | 0     | 1        | 2  | 2  | 0   | 15  |     |
| Team        |                     |        |        |           |        |            |        | 3         | 2     | 5           |       |          |    |    |     |     |     |
| Totals      |                     |        | 29-62  | 8-24      | 19-30  |            |        | 14        | 33    | 47          | 19    | 85       | 14 | 11 | 5   | 10  | 200 |
| 1st - FG %: |                     | 6-16   | 37.5%  | 2nd: 7-14 | 50.0%  | 3rd: 10-18 | 55.6%  | 4th: 6-14 | 42.9% | Game: 29-62 | 46.8% | Deadball |    |    |     |     |     |
| 3FG %:      |                     | 3-9    | 33.3%  | 1-6       | 16.7%  | 0-6        | 50.0%  | 1-3       | 33.3% | 9-24        | 33.3% | Rebounds |    |    |     |     |     |
| FT %:       |                     | 5-8    | 62.5%  | 6-11      | 54.5%  | 4-6        | 66.7%  | 4-5       | 80.0% | 19-30       | 63.3% | 6        |    |    |     |     |     |

Officials: Kaz Beverly,Eric Baker,Cameron Inouye  
Technical fouls: Tarleton St.-None, Arkansas-None.  
Attendance: 2614  
2021-22 Women's Basketball. Round: 0. Arkansas vs Tarleton St.. Played at Bud

| Score by periods | 1st | 2nd | 3rd | 4th | Total |
|------------------|-----|-----|-----|-----|-------|
| Tarleton St.     | 8   | 8   | 5   | 12  | 33    |
| Arkansas         | 20  | 21  | 27  | 17  | 85    |

Official Basketball Box Score -- Game Totals -- Final Statistics  
Arkansas vs UConn  
11/14/21 1:00 pm at Mansfield, CT

## Arkansas 80 • 2-1,0-0 SEC

| #           | Player              | Total  |        |           | 3-Ptr  |           |        | Rebounds  |       |             | PF    | TP       | A  | TO | Blk | Stl | Min |
|-------------|---------------------|--------|--------|-----------|--------|-----------|--------|-----------|-------|-------------|-------|----------|----|----|-----|-----|-----|
|             |                     | FG-FGA | FG-FGA | FT-FTA    | FG-FGA | FG-FGA    | FT-FTA | Off       | Def   | Tot         |       |          |    |    |     |     |     |
| 01          | Marquesha Davis     | f      | 2-4    | 0-0       | 1-1    | 1         | 1      | 2         | 3     | 5           | 1     | 0        | 0  | 1  | 1   | 17  |     |
| 04          | Erynn Barnum        | g      | 4-12   | 0-4       | 8-10   | 4         | 4      | 8         | 0     | 16          | 2     | 1        | 1  | 1  | 0   | 28  |     |
| 13          | Sasha Goforth       | g      | 6-17   | 0-2       | 5-5    | 3         | 2      | 5         | 1     | 17          | 1     | 2        | 1  | 0  | 0   | 31  |     |
| 23          | Amber Ramirez       | g      | 8-17   | 3-6       | 1-2    | 0         | 2      | 2         | 2     | 20          | 2     | 0        | 1  | 0  | 0   | 29  |     |
| 43          | Makayla Daniels     | g      | 2-11   | 1-5       | 0-1    | 2         | 4      | 6         | 4     | 5           | 3     | 2        | 0  | 0  | 0   | 28  |     |
| 02          | Samara Spencer      | g      | 3-6    | 0-1       | 2-2    | 0         | 0      | 0         | 1     | 8           | 2     | 1        | 0  | 1  | 1   | 17  |     |
| 03          | Elauana Eaton       | g      | 1-2    | 1-2       | 0-0    | 0         | 0      | 0         | 1     | 3           | 0     | 0        | 0  | 1  | 1   | 16  |     |
| 11          | Rylee Langerman     | g      | 0-0    | 0-0       | 0-0    | 0         | 0      | 0         | 4     | 0           | 0     | 0        | 0  | 0  | 0   | 6   |     |
| 24          | Jersey Wolfenbarger | g      | 0-1    | 0-1       | 0-0    | 0         | 4      | 4         | 2     | 0           | 0     | 1        | 1  | 1  | 1   | 15  |     |
| 55          | Emrie Ellis         | g      | 3-5    | 0-1       | 0-0    | 0         | 4      | 4         | 3     | 6           | 0     | 2        | 0  | 0  | 0   | 13  |     |
| Team        |                     |        |        |           |        |           |        | 5         | 1     | 6           |       |          |    |    |     |     |     |
| Totals      |                     |        | 29-75  | 5-22      | 17-21  |           |        | 15        | 22    | 37          | 21    | 80       | 11 | 9  | 4   | 4   | 200 |
| 1st - FG %: |                     | 6-23   | 26.1%  | 2nd: 8-20 | 40.0%  | 3rd: 9-16 | 56.3%  | 4th: 6-18 | 33.3% | Game: 29-75 | 38.7% | Deadball |    |    |     |     |     |
| 3FG %:      |                     | 1-8    | 12.5%  | 2-7       | 28.6%  | 3-9       | 33.3%  | 1-4       | 25.0% | 5-22        | 22.7% | Rebounds |    |    |     |     |     |
| FT %:       |                     | 3-3    | 100.0% | 5-7       | 71.4%  | 4-5       | 80.0%  | 5-6       | 83.3% | 17-21       | 81.0% | 1        |    |    |     |     |     |

## UConn 95 • 1-0,0-0 Big East

| #           | Player              | Total  |        |            | 3-Ptr  |           |        | Rebounds  |       |             | PF    | TP       | A  | TO | Blk | Stl | Min |
|-------------|---------------------|--------|--------|------------|--------|-----------|--------|-----------|-------|-------------|-------|----------|----|----|-----|-----|-----|
|             |                     | FG-FGA | FG-FGA | FT-FTA     | FG-FGA | FG-FGA    | FT-FTA | Off       | Def   | Tot         |       |          |    |    |     |     |     |
| 03          | Aaliyah Edwards     | f      | 4-7    | 1-1        | 0-0    | 0         | 4      | 4         | 4     | 9           | 3     | 1        | 0  | 0  | 0   | 17  |     |
| 20          | Olivia Nelson-Ododa | f      | 4-6    | 0-0        | 1-1    | 1         | 7      | 8         | 4     | 9           | 2     | 3        | 3  | 1  | 1   | 20  |     |
| 05          | Paige Bueckers      | g      | 15-19  | 0-1        | 4-5    | 0         | 6      | 6         | 2     | 34          | 4     | 0        | 2  | 2  | 2   | 40  |     |
| 13          | Christyn Williams   | g      | 6-12   | 0-2        | 6-11   | 3         | 1      | 4         | 3     | 18          | 3     | 1        | 0  | 1  | 1   | 36  |     |
| 22          | Evina Westbrook     | g      | 4-7    | 3-5        | 4-4    | 1         | 7      | 8         | 1     | 15          | 5     | 2        | 0  | 2  | 2   | 38  |     |
| 10          | Nika Muhl           | g      | 0-3    | 0-3        | 0-2    | 0         | 1      | 1         | 2     | 0           | 2     | 0        | 0  | 0  | 0   | 14  |     |
| 14          | Dorka Juhasz        | g      | 1-4    | 0-2        | 1-2    | 0         | 3      | 3         | 2     | 3           | 1     | 1        | 0  | 1  | 1   | 12  |     |
| 33          | Caroline Ducharme   | g      | 0-0    | 0-0        | 0-0    | 0         | 0      | 0         | 1     | 0           | 0     | 1        | 0  | 0  | 0   | 4   |     |
| 35          | Azzi Fudd           | g      | 3-7    | 1-4        | 0-0    | 0         | 3      | 3         | 0     | 7           | 0     | 1        | 1  | 1  | 1   | 19  |     |
| Team        |                     |        |        |            |        |           |        | 2         | 1     | 3           |       |          | 1  |    |     |     |     |
| Totals      |                     |        | 37-65  | 5-18       | 16-25  |           |        | 7         | 33    | 40          | 19    | 95       | 20 | 11 | 6   | 8   | 200 |
| 1st - FG %: |                     | 10-16  | 62.5%  | 2nd: 10-17 | 58.8%  | 3rd: 9-17 | 52.9%  | 4th: 8-15 | 53.3% | Game: 37-65 | 56.9% | Deadball |    |    |     |     |     |
| 3FG %:      |                     | 2-3    | 66.7%  | 0-3        | 0.0%   | 3-7       | 42.9%  | 0-5       | 0.0%  | 5-18        | 27.8% | Rebounds |    |    |     |     |     |
| FT %:       |                     | 2-6    | 33.3%  | 5-7        | 71.4%  | 4-6       | 66.7%  | 4-6       | 66.7% | 16-25       | 64.0% | 8        |    |    |     |     |     |

Officials: John Capolino,Rod Creech,Fatou Cissoko-Stephens  
Technical fouls: Arkansas-None, UConn-None.  
Attendance: 9359  
2021-22 Women's Basketball. Round: 0. Arkansas vs UConn. Played at Harry A. Ga

| Score by periods | 1st | 2nd | 3rd | 4th | Total |
|------------------|-----|-----|-----|-----|-------|
| Arkansas         | 16  | 23  | 23  | 18  | 80    |
| UConn            | 24  | 25  | 26  | 20  | 95    |

Official Basketball Box Score -- Game Totals -- Final Statistics  
Ark.-Pine Bluff vs Arkansas  
11/12/21 12:00 pm at Fayetteville, AR

## Ark.-Pine Bluff 53 • 0-2,0-0 SWAC

| #                           | Player               |   | Total  |        | 3-Ptr     |       | Rebounds  |       |           | PF    | TP          | A     | TO       | Blk | Stl | Min |
|-----------------------------|----------------------|---|--------|--------|-----------|-------|-----------|-------|-----------|-------|-------------|-------|----------|-----|-----|-----|
|                             |                      |   | FG-FGA | FG-FGA | FT-FTA    | Off   | Def       | Tot   |           |       |             |       |          |     |     |     |
| 23                          | Khadajah Brown       | f | 3-7    | 0-0    | 1-2       | 1     | 4         | 5     | 7         | 0     | 3           | 0     | 0        | 0   | 15  |     |
| 01                          | Tyeisha Juhan        | g | 1-8    | 1-3    | 4-4       | 6     | 2         | 8     | 2         | 7     | 1           | 2     | 0        | 1   | 20  |     |
| 03                          | Joyce Kennerson      | g | 2-9    | 1-2    | 4-7       | 0     | 7         | 7     | 3         | 9     | 0           | 3     | 0        | 0   | 29  |     |
| 22                          | ShiCoriya Orr        | g | 0-3    | 0-1    | 0-0       | 0     | 1         | 1     | 0         | 0     | 1           | 3     | 0        | 1   | 16  |     |
| 24                          | Bryana Langford      | g | 1-6    | 0-1    | 0-0       | 0     | 0         | 0     | 2         | 2     | 0           | 1     | 0        | 0   | 15  |     |
| 02                          | Sade Hudson          |   | 5-12   | 0-2    | 5-8       | 0     | 6         | 6     | 1         | 15    | 0           | 1     | 0        | 0   | 28  |     |
| 04                          | Kourtney Rittenberry |   | 1-1    | 0-0    | 0-0       | 0     | 0         | 0     | 2         | 2     | 0           | 1     | 0        | 0   | 3   |     |
| 05                          | Shekinah Rachel      |   | 2-5    | 1-2    | 0-0       | 0     | 6         | 6     | 2         | 5     | 0           | 1     | 0        | 0   | 19  |     |
| 12                          | Marquita Cotten      |   | 0-0    | 0-0    | 0-0       | 0     | 0         | 0     | 0         | 0     | 0           | 1     | 0        | 0   | 3   |     |
| 20                          | Timiya Guevara       |   | 0-2    | 0-0    | 0-0       | 1     | 1         | 2     | 2         | 0     | 0           | 3     | 0        | 1   | 20  |     |
| 25                          | Kaila Walker         |   | 1-4    | 0-1    | 0-0       | 1     | 1         | 2     | 2         | 2     | 1           | 1     | 0        | 0   | 13  |     |
| 32                          | Stephanie Okowi      |   | 0-1    | 0-0    | 2-2       | 1     | 1         | 2     | 2         | 2     | 0           | 1     | 0        | 0   | 4   |     |
| 40                          | Morgan Christian     |   | 0-1    | 0-1    | 0-0       | 0     | 0         | 0     | 1         | 0     | 1           | 0     | 0        | 0   | 4   |     |
| 54                          | Maya Peat            |   | 0-5    | 0-2    | 2-2       | 1     | 2         | 3     | 3         | 2     | 0           | 2     | 0        | 0   | 11  |     |
|                             | Team                 |   |        |        |           | 6     | 3         | 9     |           |       |             | 1     |          |     |     |     |
| Totals                      |                      |   | 16-64  |        | 3-15      | 18-25 | 17        | 34    | 51        | 27    | 53          | 4     | 24       | 0   | 3   | 200 |
| 1st FG %:                   |                      |   | 5-19   | 26.3%  | 2nd: 2-14 | 14.3% | 3rd: 2-18 | 11.1% | 4th: 7-13 | 53.8% | Game: 16-64 | 25.0% | Deadball |     |     |     |
| 3FG %:                      |                      |   | 1-5    | 20.0%  | 0-2       | 0.0%  | 1-7       | 14.3% | 1-7       | 14.3% | 3-15        | 20.0% | Rebounds |     |     |     |
| FT %:                       |                      |   | 2-2    | 100.0% | 5-8       | 62.5% | 5-8       | 62.5% | 6-7       | 85.7% | 18-25       | 72.0% |          |     | 5.2 |     |
| Arkansas PG 6 2 0 0 0 55.6% |                      |   |        |        |           |       |           |       |           |       |             |       |          |     |     |     |

Official Basketball Box Score -- Game Totals -- Final Statistics  
SMU vs Arkansas  
11/22/21 7:00 pm at Fayetteville, AR

## SMU 58 • 2-2,0-0 AAC

| #                         | Player             | Total  |        | 3-Ptr     |        | Rebounds  |       |           | PF    | TP          | A  | TO    | Blk      | Stl | Min |
|---------------------------|--------------------|--------|--------|-----------|--------|-----------|-------|-----------|-------|-------------|----|-------|----------|-----|-----|
|                           |                    | FG-FGA | FT-FTA | FG-FGA    | FT-FTA | Off       | Def   | Tot       |       |             |    |       |          |     |     |
| 12                        | Savannah Wilkinson | f      | 10-17  | 0-2       | 0-1    | 1         | 9     | 10        | 3     | 20          | 1  | 3     | 1        | 1   | 35  |
| 44                        | Danielle Sanderlin | f      | 0-3    | 0-0       | 0-0    | 1         | 5     | 6         | 2     | 0           | 0  | 0     | 0        | 1   | 14  |
| 05                        | Sydne Wiggins      | g      | 4-8    | 3-4       | 0-0    | 1         | 2     | 3         | 5     | 11          | 2  | 5     | 0        | 0   | 26  |
| 10                        | Jasmine Smith      | g      | 2-8    | 0-4       | 0-1    | 0         | 4     | 4         | 3     | 4           | 4  | 2     | 1        | 2   | 29  |
| 13                        | Reagan Bradley     | g      | 1-4    | 0-2       | 2-2    | 1         | 3     | 4         | 4     | 4           | 3  | 3     | 0        | 0   | 35  |
| 00                        | Tamia Jones        |        | 0-0    | 0-0       | 0-0    | 1         | 0     | 1         | 0     | 0           | 0  | 0     | 0        | 0   | 0+  |
| 02                        | Keyanna Warthen    |        | 0-0    | 0-0       | 0-0    | 1         | 3     | 4         | 1     | 0           | 2  | 2     | 0        | 0   | 7   |
| 14                        | Paige Bayliss      |        | 1-3    | 0-1       | 5-6    | 1         | 4     | 5         | 2     | 7           | 0  | 0     | 1        | 0   | 16  |
| 24                        | JaQuia White       |        | 0-1    | 0-0       | 0-0    | 1         | 1     | 2         | 4     | 0           | 0  | 1     | 0        | 0   | 15  |
| 32                        | Kayla White        |        | 5-14   | 0-1       | 2-4    | 0         | 0     | 0         | 3     | 12          | 0  | 0     | 0        | 0   | 23  |
|                           | Team               |        |        |           |        | 1         | 0     | 1         |       |             |    |       |          |     |     |
| Totals                    |                    |        | 23-58  | 3-14      | 9-14   | 9         | 31    | 40        | 27    | 58          | 12 | 16    | 3        | 4   | 200 |
| 1st - FG %:               |                    | 5-13   | 38.5%  | 2nd: 2-15 | 13.3%  | 3rd: 8-14 | 57.1% | 4th: 8-16 | 50.0% | Game: 23-58 |    | 39.7% | Deadball |     |     |
| 3FG %:                    |                    | 0-2    | 0.0%   | 0-3       | 0.0%   | 2-3       | 66.7% | 1-6       | 16.7% | 3-14        |    | 21.4% | Rebounds |     |     |
| FT %:                     |                    | 2-2    | 100.0% | 7-8       | 87.5%  | 0-1       | 0.0%  | 0-3       | 0.0%  | 9-14        |    | 64.3% | 1        |     |     |
| Arkansas 65 * 4-1,0-0 SEC |                    |        |        |           |        |           |       |           |       |             |    |       |          |     |     |

## Arkansas 65 • 4-1,0-0 SEC

| #           | Player              |   | Total  |        | 3-Ptr     |        | Rebounds  |       |           | PF    | TP          | A TO Blk Stl |          |     |     | Min |
|-------------|---------------------|---|--------|--------|-----------|--------|-----------|-------|-----------|-------|-------------|--------------|----------|-----|-----|-----|
|             |                     |   | FG-FGA | FT-FTA | FG-FGA    | FT-FTA | Off       | Def   | Tot       |       |             | A            | TO       | Blk | Stl |     |
| 04          | Erynn Barnum        | f | 8-16   | 1-3    | 1-4       | 4      | 5         | 9     | 1         | 18    | 0           | 2            | 0        | 0   | 30  |     |
| 11          | Rylee Langerman     | g | 0-0    | 0-0    | 0-0       | 0      | 4         | 4     | 3         | 0     | 0           | 1            | 0        | 0   | 24  |     |
| 13          | Sasha Goforth       |   | 3-12   | 0-1    | 2-10      | 5      | 3         | 8     | 1         | 8     | 2           | 1            | 1        | 2   | 33  |     |
| 23          | Amber Ramirez       |   | 4-12   | 2-8    | 1-2       | 0      | 2         | 2     | 3         | 11    | 2           | 0            | 0        | 1   | 30  |     |
| 43          | Makayla Daniels     | g | 6-10   | 0-3    | 4-5       | 0      | 7         | 7     | 4         | 16    | 2           | 0            | 0        | 1   | 23  |     |
| 01          | Marquesha Davis     |   | 0-0    | 0-0    | 1-2       | 0      | 0         | 0     | 1         | 1     | 0           | 0            | 0        | 0   | 3   |     |
| 02          | Samara Spencer      |   | 2-6    | 1-2    | 1-2       | 1      | 2         | 3     | 1         | 6     | 2           | 1            | 0        | 3   | 28  |     |
| 03          | Elaua Eaton         |   | 0-1    | 0-1    | 0-0       | 0      | 0         | 0     | 1         | 0     | 0           | 0            | 0        | 0   | 12  |     |
| 24          | Jersey Wolfenbarger |   | 1-3    | 0-0    | 0-0       | 1      | 0         | 1     | 1         | 2     | 0           | 2            | 0        | 1   | 6   |     |
| 55          | Emrie Ellis         |   | 1-4    | 0-2    | 1-2       | 0      | 1         | 1     | 2         | 3     | 1           | 1            | 0        | 0   | 11  |     |
|             | Team                |   |        |        |           | 2      | 3         | 5     |           |       |             |              |          |     |     |     |
| Totals      |                     |   | 25-64  | 4-20   | 11-27     | 13     | 27        | 40    | 18        | 65    | 9           | 8            | 1        | 8   | 200 |     |
| 1st - FG %: |                     |   | 8-21   | 38.1%  | 2nd: 4-13 | 30.8%  | 3rd: 6-18 | 33.3% | 4th: 7-12 | 58.3% | Game: 25-64 | 39.1%        | Deadball |     |     |     |
| 3FG %:      |                     |   | 1-6    | 16.7%  | 1-5       | 20.0%  | 0-5       | 0.0%  | 2-4       | 50.0% | 11-27       | 40.7%        | Rebounds |     |     |     |
| FT %:       |                     |   | 0-0    | 0.0%   | 4-12      | 33.3%  | 4-5       | 80.0% | 3-10      | 30.0% | 11-27       | 40.7%        | 11,3     |     |     |     |

Officials: Angel Kent,Brian Garland,Roy Gulbeyan

Technical fouls: SMU-None. Arkansas-None.

Attendance: 3060

2021-22 Women's Basketball. Round: 0. Arkansas vs SMU. Played at Bud Walton Ar

| Score by periods | 1st | 2nd | 3rd | 4th | Total |
|------------------|-----|-----|-----|-----|-------|
| SMU              | 12  | 11  | 18  | 17  | 58    |
| Arkansas         | 17  | 13  | 16  | 19  | 65    |

Official Basketball Box Score -- Game Totals -- Final Statistics  
Sam Houston vs Arkansas  
11/27/21 2:00 pm at Fayetteville, AR

## Sam Houston 66 • 3-3,0-0 WAC

| #           | Player             | Total  |        | 3-Ptr     |        | Rebounds  |       |           | PF    | TP          | A TO Blk Stl |          |     |     | Min |
|-------------|--------------------|--------|--------|-----------|--------|-----------|-------|-----------|-------|-------------|--------------|----------|-----|-----|-----|
|             |                    | FG-FGA | FT-FTA | FG-FGA    | FT-FTA | Off       | Def   | Tot       |       |             | A            | TO       | Blk | Stl |     |
| 11          | Courtney Cleveland | f 8-18 | 1-1    | 5-7       | 1      | 2         | 3     | 2         | 22    | 0           | 5            | 0        | 1   | 34  |     |
| 21          | Madelyn Batista    | f 3-5  | 0-0    | 0-0       | 1      | 9         | 10    | 5         | 6     | 0           | 0            | 0        | 0   | 20  |     |
| 10          | Faith Cook         | g 2-7  | 0-3    | 1-2       | 1      | 2         | 3     | 3         | 5     | 2           | 5            | 0        | 2   | 26  |     |
| 12          | Damaya Telemaque   | g 9-11 | 3-3    | 0-0       | 0      | 4         | 4     | 3         | 21    | 0           | 3            | 0        | 0   | 26  |     |
| 13          | Kaylee Jefferson   | g 1-6  | 0-3    | 0-0       | 3      | 2         | 5     | 3         | 2     | 4           | 5            | 0        | 1   | 34  |     |
| 00          | Sydnee Kemp        | 0-1    | 0-1    | 0-0       | 0      | 1         | 1     | 3         | 0     | 2           | 0            | 0        | 0   | 8   |     |
| 02          | Kylie Scott        | 0-1    | 0-0    | 0-0       | 0      | 0         | 0     | 1         | 0     | 1           | 0            | 0        | 0   | 4   |     |
| 05          | Shuntorri Rodgers  | 0-2    | 0-0    | 0-0       | 1      | 0         | 1     | 0         | 0     | 1           | 1            | 0        | 0   | 5   |     |
| 14          | Raane Smith        | 0-1    | 0-0    | 0-0       | 0      | 3         | 3     | 1         | 0     | 0           | 3            | 0        | 0   | 4   |     |
| 15          | Devyn Wilson       | 0-1    | 0-0    | 0-0       | 0      | 0         | 0     | 0         | 0     | 0           | 0            | 0        | 0   | 2   |     |
| 22          | Braylin Dollar     | 1-4    | 0-0    | 0-0       | 1      | 1         | 2     | 4         | 2     | 0           | 0            | 0        | 0   | 6   |     |
| 24          | LeAndra Echi       | 1-1    | 0-0    | 0-0       | 0      | 0         | 0     | 0         | 2     | 0           | 1            | 1        | 0   | 8   |     |
| 30          | Deondra Young      | 3-4    | 0-0    | 0-0       | 0      | 1         | 1     | 1         | 6     | 0           | 0            | 1        | 0   | 8   |     |
|             | Team               |        |        |           |        | 2         | 0     | 2         |       |             |              |          |     |     |     |
|             | Totals             | 28-62  | 4-11   | 6-9       | 10     | 25        | 35    | 26        | 66    | 10          | 23           | 2        | 4   | 200 |     |
| 1st - FG %: |                    | 11-14  | 78.6%  | 2nd: 7-20 | 35.0%  | 3rd: 2-17 | 11.8% | 4th: 8-11 | 72.7% | Game: 28-62 | 45.2%        | Deadball |     |     |     |
| 3FG %:      |                    | 2-3    | 66.7%  | 2-5       | 40.0%  | 0-3       | 0.0%  | 0-0       | 0.0%  | 4-11        | 36.4%        | Rebounds |     |     |     |
| FT %:       |                    | 1-2    | 50.0%  | 1-1       | 100.0% | 4-6       | 66.7% | 0-0       | 0.0%  | 6-9         | 66.7%        | 2        |     |     |     |

## Arkansas 92 • 5-1,0-0 SEC

| #           | Player              | Total  |        | 3-Ptr     |        | Rebounds  |       |           | PF    | TP          | A TO Blk Stl |          |     |     | Min |
|-------------|---------------------|--------|--------|-----------|--------|-----------|-------|-----------|-------|-------------|--------------|----------|-----|-----|-----|
|             |                     | FG-FGA | FT-FTA | FG-FGA    | FT-FTA | Off       | Def   | Tot       |       |             | A            | TO       | Blk | Stl |     |
| 04          | Erynn Barnum        | f 2-7  | 0-1    | 2-2       | 1      | 2         | 3     | 2         | 6     | 0           | 1            | 0        | 1   | 14  |     |
| 02          | Samara Spencer      | g 4-5  | 3-4    | 1-2       | 0      | 1         | 1     | 0         | 12    | 3           | 3            | 1        | 2   | 21  |     |
| 13          | Sasha Goforth       | g 3-10 | 0-3    | 1-1       | 2      | 4         | 6     | 0         | 7     | 4           | 1            | 3        | 1   | 24  |     |
| 23          | Amber Ramirez       | g 5-7  | 4-5    | 3-3       | 0      | 4         | 4     | 2         | 17    | 1           | 2            | 0        | 2   | 26  |     |
| 43          | Makayla Daniels     | g 4-8  | 0-3    | 3-4       | 1      | 4         | 5     | 2         | 11    | 6           | 1            | 0        | 3   | 29  |     |
| 01          | Marquesha Davis     | 3-6    | 1-2    | 4-5       | 2      | 2         | 4     | 1         | 11    | 0           | 1            | 0        | 1   | 12  |     |
| 03          | Elaua Eaton         | 0-3    | 0-2    | 0-0       | 0      | 0         | 0     | 2         | 0     | 0           | 1            | 0        | 0   | 15  |     |
| 11          | Rylee Langerman     | 1-4    | 0-1    | 2-2       | 0      | 2         | 2     | 1         | 4     | 1           | 1            | 1        | 1   | 16  |     |
| 15          | Ashlyn Sage         | 0-0    | 0-0    | 0-0       | 1      | 0         | 1     | 0         | 0     | 0           | 0            | 0        | 0   | 4   |     |
| 22          | Avery Hughes        | 0-0    | 0-0    | 0-0       | 0      | 0         | 0     | 0         | 0     | 0           | 1            | 0        | 0   | 3   |     |
| 24          | Jersey Wolfenbarger | 5-8    | 3-4    | 3-6       | 2      | 1         | 3     | 3         | 16    | 0           | 1            | 0        | 0   | 17  |     |
| 25          | Destinee Oberg      | 0-2    | 0-0    | 0-0       | 2      | 0         | 2     | 1         | 0     | 2           | 0            | 0        | 0   | 4   |     |
| 55          | Emrie Ellis         | 3-6    | 1-3    | 1-2       | 2      | 2         | 4     | 3         | 8     | 1           | 3            | 1        | 0   | 15  |     |
|             | Team                |        |        |           |        | 1         | 1     | 2         |       |             |              |          |     |     |     |
|             | Totals              | 30-66  | 12-28  | 20-27     | 14     | 23        | 37    | 17        | 92    | 18          | 16           | 6        | 11  | 200 |     |
| 1st - FG %: |                     | 10-19  | 52.6%  | 2nd: 7-15 | 46.7%  | 3rd: 6-16 | 37.5% | 4th: 7-16 | 43.8% | Game: 30-66 | 45.5%        | Deadball |     |     |     |
| 3FG %:      |                     | 2-9    | 22.2%  | 4-6       | 66.7%  | 4-8       | 50.0% | 2-5       | 40.0% | 12-28       | 42.9%        | Rebounds |     |     |     |
| FT %:       |                     | 3-5    | 60.0%  | 3-5       | 60.0%  | 8-10      | 80.0% | 6-7       | 85.7% | 20-27       | 74.1%        | 4,2      |     |     |     |

Officials: Timothy Daley,Ifeiyinwa Seales,Beverly Roberts

Technical fouls: Sam Houston-None. Arkansas-None.

Attendance: 3335

2021-22 Women's Basketball. Round: 0. Arkansas vs Sam Houston. Played at Bud W

| Score by periods | 1st | 2nd | 3rd | 4th | Total |
|------------------|-----|-----|-----|-----|-------|
| Sam Houston      | 25  | 17  | 8   | 16  | 66    |
| Arkansas         | 25  | 21  | 24  | 22  | 92    |

Official Basketball Box Score -- Game Totals -- Final Statistics  
Belmont vs Arkansas  
11/28/21 7:00 pm at Fayetteville, AR

## Belmont 63 • 3-3,0-0 OVC

| #   | Player           |   | Total  |        | 3-Ptr  |        | Rebounds |     |     | PF | TP | A  | TO | Blk | Stl | Min |
|---|------------------|---|--------|--------|--------|--------|----------|-----|-----|----|----|----|----|-----|-----|-----|
|   |                  |   | FG-FGA | FT-FTA | FG-FGA | FT-FTA | Off      | Def | Tot |    |    |    |    |     |     |     |
| 03  | Madison Bartley  | f | 3-6    | 1-1    | 0-0    | 1      | 3        | 4   | 4   | 7  | 0  | 2  | 2  | 0   | 14  |     |
| 20  | Conley Chinn     | f | 3-6    | 2-4    | 0-0    | 0      | 3        | 3   | 2   | 8  | 1  | 3  | 1  | 1   | 25  |     |
| 00  | Tuti Jones       | g | 2-11   | 1-5    | 0-0    | 0      | 1        | 1   | 0   | 5  | 3  | 1  | 0  | 1   | 32  |     |
| 11  | Destinee Wells   | g | 9-15   | 1-4    | 1-2    | 0      | 5        | 5   | 2   | 20 | 3  | 2  | 0  | 2   | 30  |     |
| 14  | Jamilyn Kinney   | g | 1-5    | 1-4    | 0-0    | 0      | 5        | 5   | 2   | 3  | 2  | 3  | 0  | 0   | 27  |     |
| 12  | Kilynn McGuff    | g | 1-1    | 0-0    | 4-4    | 0      | 2        | 2   | 2   | 6  | 1  | 3  | 1  | 0   | 17  |     |
| 11  | Blair Schoenwald | g | 0-2    | 0-0    | 0-0    | 0      | 1        | 1   | 0   | 0  | 0  | 0  | 0  | 0   | 7   |     |
| 22  | Tessa Miller     | g | 2-2    | 0-0    | 2-4    | 3      | 3        | 6   | 1   | 6  | 0  | 2  | 0  | 0   | 19  |     |
| 23  | Nikki Baird      | g | 2-4    | 2-4    | 0-0    | 0      | 2        | 2   | 0   | 6  | 0  | 1  | 1  | 0   | 12  |     |
| 24  | Kiki Britzmann   | g | 0-0    | 0-0    | 0-0    | 0      | 0        | 0   | 0   | 0  | 0  | 1  | 0  | 0   | 9   |     |
| 34  | Cam Browning     | g | 1-3    | 0-0    | 0-0    | 1      | 0        | 1   | 0   | 2  | 0  | 1  | 0  | 0   | 8   |     |
|   | Team             |   |        |        |        |        |          |     |     |    |    |    |    |     |     |     |
|   | Totals           |   | 24-55  | 8-22   | 7-10   | 6      | 26       | 32  | 13  | 63 | 10 | 19 | 5  | 4   | 200 |     |
| 1st: 1st Q: 7-10 70.0% 2nd: 3-4 21.4% 3rd: 7-17 41.2% 4th: 7-14 50.0% Game: 24-55 43.6% Deadball Rebounds 2                                 |                  |   |        |        |        |        |          |     |     |    |    |    |    |     |     |     |
| 3rd Q: 4-7 57.1% 4th: 0-5 0.0% 5th: 3-9 33.3% 6th: 8-22 36.4% 7th: 2-4 50.0% 8th: 2-2 100.0% 9th: 0-0 0.0% 10th: 1-3 33.3% 11th: 7-10 70.0% |                  |   |        |        |        |        |          |     |     |    |    |    |    |     |     |     |