



# RAZORBACKS

Mario Bravante | Associate Director of Communications  
E: bravante@uark.edu | Arkansas Razorbacks.com

## 2021-22 WOMEN'S BASKETBALL

### SCHEDULE

Date	Opponent	Time	TV/RESULT
Nov. 5	UAFA (Exh.)	6 p.m.	W, 114-55
Nov. 10	Tarleton State	7 p.m.	W, 85-33
Nov. 12	UAPB	12 p.m.	W, 96-53
Nov. 14	@ #2 UConn	12 p.m.	SNY
Nov. 19	@ Arkansas State	7 p.m.	-
Nov. 22	SMU	7 p.m.	SECN+
Nov. 27	Sam Houston	2 p.m.	SECN+
Nov. 28	Belmont	7 p.m.	SECN+
Dec. 2	@ UCF	5 p.m.	ESPN+
Dec. 5	Cal	1 p.m.	SECN+
Dec. 9	Jackson State	7 p.m.	SECN+
Dec. 12	Little Rock	4 p.m.	SEC Network
Dec. 18	Central Arkansas!	1 p.m.	-
Dec. 21	Creighton	1 p.m.	SECN+
Dec. 30	@ Ole Miss*	6 p.m.	SECN+
Jan. 2	Tennessee*	12 p.m.	SECN/ESPN2
Jan. 6	@ Vanderbilt*	7:30 p.m.	SEC Network
Jan. 9	Missouri	2 p.m.	SECN+
Jan. 16	South Carolina*	2 p.m.	SECN/ESPN2
Jan. 20	@ Alabama*	8 p.m.	SEC Network
Jan. 23	Mississippi State*	3 p.m.	SEC Network
Jan. 27	LSU*	7:30 p.m.	SEC Network
Jan. 31	@ Tennessee*	6 p.m.	SEC Network
Feb. 3	@ Texas A&M*	8 p.m.	SEC Network
Feb. 10	Auburn*	7 p.m.	SECN+
Feb. 13	@ Missouri*	2 p.m.	SECN+
Feb. 17	@ Florida*	5 p.m.	SECN+
Feb. 20	Kentucky*	1 p.m.	SEC Network
Feb. 24	Georgia*	7 p.m.	SECN+
Feb. 27	@ Mississippi State*	5 p.m.	SEC Network

! - at Simmons Bank Arena | S - XL Center

\* - SEC Contest | @ SEC Tournament | All Times CT

### FOLLOW, WATCH & LISTEN



@RAZORBACKWBB

Broadcast: SNY

PxP: Allen Bestwick

Analyst: Meg Culmo

Razorback Sports Network from IMG (Radio)

Phil Elson - <http://143.223.155.160/audio>  
Fayetteville - KQSM-FM-92.1 /// KYNG-AM - 1590\*  
Fort Smith - KFPW-AM-1230 /// KHGG-AM-1580\*  
Rogers - KURM-AM-790 /// FM-100.3

### 3 ARKANSAS @ 2/2 UCONN | NOVEMBER 14 | SNY

SERIES	ARKANSAS (2-0, 0-0)	UConn (0-0, 0-0)
Overall	1-1	PTS / GAME -----90.5
Fayetteville	1-0	PTS ALLOWED / GAME -----43.0
Away	0-0	FG -----.438
Neutral	0-1	FG DEFENSE -----.239
Last	W, 90-87, 1/28/21	3-PT FG -----.313
		3-PT FG DEFENSE -----.167
		REB / GAME -----47.5
		REB ALLOWED / GAME -----41.0
		LEADING SCORER----- Barnum, 13.5
		LEADING REBOUNDER --- Barnum, 6.0
		LEADER IN ASSISTS ---- Spencer, 3.0
		HEAD COACH ----- Mike Neighbors
		ARKANSAS RECORD ----- 80-50 (5)
		CAREER RECORD ----- 178-91 (9)



### NEIGHBORHOOD WATCH

- Arkansas is 2-0 going into its marquee matchup of the non-conference schedule.
- The Hogs have been dominant to start the season, outscoring their two opponents by 47.5 points.
- The stories of the new season are two things the Hogs have not been known for in recent seasons: defense and depth.
- Arkansas held Tarleton State and Arkansas-Pine Bluff to a combined 86 points.
- The two teams combined to shoot just 24 percent from the field, while only hitting 17 percent of their looks from deep. The Hogs have blocked 17 shots this season, second in the NCAA.
- 12 of those blocks came against UAPB, the second-most in a single game in program history.
- Arkansas has also collected 95 rebounds so far this season, good for sixth in the NCAA.
- The Hogs' depth has made them hard to defend, as four Hogs are averaging double-figure points: Erynn Barnum (13.5), Elauna Eaton (13.0), Samara Spencer (13.0) and Makayla Daniels (10.0).
- Barnum has been great to start the season, as she also leads the team in rebounds (6.0 per game) and steals (3.5 per game).
- Eaton and Spencer, both freshmen, have both provided a scoring punch.
- Newcomers Sasha Goforth (9.5 PPG, 4.5 RPG) and Jersey Wolfenbarger (8.5 PPG, 5.5 RPG) have also made contributions over the first two games.

### FIVE STARS AROUND

- The 2021 Incoming Class is arguably the greatest ever assembled for the program.
- Jersey Wolfenbarger, the No. 7 overall player and top-rated wing in the 2021 Hoopgurlz Recruiting Rankings, is a unicorn, a 6-5 guard.
- Fellow McDonald's All-American Maryam Dauda, who was flipped from Baylor this spring, will serve as the Hogs anchor down low for years to come. She is rehabbing an ACL injury.
- Both Sasha Goforth and Elauna Eaton will have four years of eligibility at Arkansas due to COVID-19. Goforth, a former McDonald's All-American, returns to Fayetteville after a year at Oregon State. Eaton, meanwhile, comes back off rehabbing an ACL injury of her own.



## 2021-22 ROSTER @RAZORBACKWBB

### NUMERICAL

NO.	NAME	POS	HT	CL	HOMETOWN/PREVIOUS SCHOOL	TWITTER
1	Marquesha Davis	F	6-0	Jr	McGehee, Ark./Springdale HS	@MarqueshaDavis
2	Samara Spencer	G	5-7	Fr	Fort Lauderdale, Fla./St. Thomas Aquinas HS	@samaraaspen
3	Elauna Eaton	G	6-0	RFr	Helena, Ark./Nettleton HS	@ElaunaEaton23
4	Erynn Barnum	F	6-2	RJr	Little Rock, Ark./LR Central HS	@erynnbee_
11	Rylee Langerman	G	5-9	So	Norman, Okla./Christian Heritage HS	@rylang2
13	Sasha Goforth	G	6-1	So	Fayetteville, Ark./Fayetteville HS/Oregon State	@goforthsasha
15	Ashlyn Sage	G	6-2	Fr	Weatherford, Okla./Weatherford HS	@AshlynSage15
22	Avery Hughes	G	5-7	Jr	Bentonville, Ark./Bentonville HS	@averyhughes00
23	Amber Ramirez	G	5-9	RSr*	San Antonio, Texas/Wagner HS/TCU	@yungram_
24	Jersey Wolfenbarger	G/F	6-5	Fr	Fort Smith, Ark./Northside HS	@JerseyWolf4
25	Destinee Oberg	C	6-3	Jr	Burnsville, Minn./John F. Kennedy HS	@Destineeoberg
30	Maryam Dauda	F	6-4	Fr	Bentonville, Ark./Bentonville HS	@Maryamdauda30
43	Makayla Daniels	G	5-8	Jr	Frederick, Md./Frederick HS	@MakaylaDaniels5
55	Emrie Ellis	F	6-3	Fr	Vanoss, Okla./Vanoss HS	@EllisEmrie

Title	Name	Year	Alma Mater
Head Coach	Mike Neighbors	5th Season	Arkansas, 1993
Associate Head Coach	Todd Schaefer	5th Season	Thomas More College, 1995
Assistant Coach	Pauline Love	5th Season	Southern Miss, 2010
Assistant Coach	Lacey Goldwire	3rd Season	Washington, 2017
Director of Operations	Amber Shirey	34th Season	Arkansas, 1992
Special Assistant to the HC	Jeff Brazil	15th Season	Arkansas, 2010
Dir. of Student-Athlete Devel.	C'eira Ricketts	5th Season	Arkansas, 2015

### ELIGIBILITY

Seniors (1)	Juniors (5)	Sophomores (2)	Freshmen (6)
Amber Ramirez	Erynn Barnum	Sasha Goforth	Maryam Dauda
	Makayla Daniels	Rylee Langerman	Elauna Eaton
	Marquesha Davis		Emrie Ellis
	Avery Hughes		Ashlyn Sage
	Destinee Oberg		Samara Spencer
			Jersey Wolfenbarger

### ALPHABETICAL

NO.	NAME	POS	HT	CL	HOMETOWN/PREVIOUS SCHOOL
4	Erynn Barnum	F	6-2	RJr	Little Rock, Ark./LR Central HS
43	Makayla Daniels	G	5-8	Jr	Frederick, Md./Frederick HS
30	Maryam Dauda	F	6-4	Fr	Bentonville, Ark./Bentonville HS
1	Marquesha Davis	G	6-0	Jr	McGehee, Ark./Springdale HS
3	Elauna Eaton	G	6-0	RFr	Helena, Ark./Nettleton HS
55	Emrie Ellis	F	6-3	Fr	Vanoss, Okla./Vanoss HS
13	Sasha Goforth	G	6-0	So	Fayetteville, Ark./Fayetteville HS
22	Avery Hughes	G	5-7	Jr	Bentonville, Ark./Bentonville HS
11	Rylee Langerman	G	5-9	So	Norman, Okla./Chirstian Heritage HS
25	Destinee Oberg	C	6-3	Jr	Burnsville, Minn./John F. Kennedy HS
23	Amber Ramirez	G	5-9	RSr*	San Antonio, Texas/Wagner HS/TCU
15	Ashlyn Sage	G	6-2	Fr	Weatherford, Okla./Weatherford HS
2	Samara Spencer	G	5-7	Fr	Fort Lauderdale, Fla./St. Thomas Aquinas HS
24	Jersey Wolfenbarger	G	6-5	Fr	Forth Smith, Ark./Northside HS

### BY STATE

<b>ARKANSAS</b>	
Erynn Barnum	Little Rock
Maryam Dauda	Bentonville
Marquesha Davis	McGehee
Elauna Eaton	Helena
Sasha Goforth	Fayetteville
Avery Hughes	Bentonville
Jersey Wolfenbarger	Fort Smith
<b>FLORIDA</b>	
Samara Spencer	Fort Lauderdale
<b>MARYLAND</b>	
Makayla Daniels	Frederick
<b>MINNESOTA</b>	
Destinee Oberg	Burnsville
<b>OKLAHOMA</b>	
Emrie Ellis	Vanoss
Rylee Langerman	Norman
Ashlyn Sage	Weatherford
<b>TEXAS</b>	
Amber Ramirez	San Antonio

### FA-NETIK PRONUNCIATIONS

1	Mar-QWEE-Shuh
2	Suh-MARE-uh
30	DOW-duh
55	em-REE

## SOUTHEASTERN CONFERENCE STANDINGS (AS OF 11/11/21)

	Conference				Overall					
	W-L	Pct.	H	A	W-L	Pct.	H	A	N	Strk
Alabama	0-0	.000	0-0	0-0	1-0	1.000	1-0	0-0	0-0	W1
Arkansas	0-0	.000	0-0	0-0	1-0	1.000	1-0	0-0	0-0	W1
Florida	0-0	.000	0-0	0-0	1-0	1.000	1-0	0-0	0-0	W1
Kentucky	0-0	.000	0-0	0-0	1-0	1.000	1-0	0-0	0-0	W1
LSU	0-0	.000	0-0	0-0	1-0	1.000	1-0	0-0	0-0	W1
Mississippi State	0-0	.000	0-0	0-0	1-0	1.000	1-0	0-0	0-0	W1
South Carolina	0-0	.000	0-0	0-0	1-0	1.000	0-0	1-0	0-0	W1
Tennessee	0-0	.000	0-0	0-0	1-0	1.000	1-0	0-0	0-0	W1
Texas A&M	0-0	.000	0-0	0-0	1-0	1.000	1-0	0-0	0-0	W1
Vanderbilt	0-0	.000	0-0	0-0	1-0	1.000	1-0	0-0	0-0	W1
Auburn	0-0	.000	0-0	0-0	0-0	.000	0-0	0-0	0-0	
Georgia	0-0	.000	0-0	0-0	0-0	.000	0-0	0-0	0-0	
Ole Miss	0-0	.000	0-0	0-0	0-0	.000	0-0	0-0	0-0	
Missouri	0-0	.000	0-0	0-0	0-0	.000	0-0	0-0	0-0	

2022 SEC Preseason  
Media Poll

1. South Carolina
2. Tennessee
3. Texas A&M
4. Kentucky
5. Georgia
6. **Arkansas**
7. LSU
8. Ole Miss
9. Mississippi State
10. Alabama
11. Missouri
12. Florida
13. Auburn
14. Vanderbilt

2022 SEC Preseason  
Coaches' Poll

1. South Carolina
2. Texas A&M
3. Tennessee
4. Georgia
5. Kentucky
6. Ole Miss
7. **Arkansas**
8. LSU
9. Mississippi State
10. Missouri
11. Florida
12. Alabama
13. Auburn
14. Vanderbilt

## A STRONG DEFENSIVE START

- Despite being known for their offensive prowess and pace, the 2021-22 Hogs have shown signs of being a much improved defensive team.
- The Hogs held Tarleton State to just 33 points in the season opener, as the Texans shot just 22 percent from the field.
- That's the first time the Hogs have held an opponent to under 35 points since 2014 (W, Northwestern State, 78-30, 11/23/14).
- The Texans shot the ball even worse on the perimeter, as the Hogs' length held the Texans to just 13 percent from deep.
- Arkansas also put its new size to good use, dominating the battle on the boards, 47-31.
- That was the most rebounds for Arkansas since the season opener last year against Oral Roberts (11/25/20).

## THE REMATCH IS ON

- The last time the Hogs and Huskies met on the hardwood, Arkansas shocked the 11-time National Champions, 90-87.
- Neighbors' offense, which is built to give the Hogs a puncher's chance against anyone, delivered a knockout against UConn: Arkansas' 90 points scored was the most by any UConn opponent since 2001.
- The Hogs shot a blistering 52 percent against UConn, the highest FG percentage allowed by the Huskies since 2011.
- Arkansas also drew 23 fouls in the game, the most drawn against UConn since 2014.
- This game will be different though – Chelsea Dungee, who put together arguably the greatest single-game performance in Arkansas Women's Basketball history, will not be on the court. Her 37 points against UConn was the most scored by a single player against them this century.
- That said, Amber Ramirez, who lit up UConn for 22 points, will play. She made 5 of her 10 threes in last year's matchup.
- Makayla Daniels will also play in the rematch, and she had 11 points and three assists in last season's meeting.
- Only nine teams have beaten UConn since 2012: Arizona, Baylor, Louisville, Mississippi State, Notre Dame, Oregon, South Carolina, Stanford, and Arkansas.

## LAST TIME OUT

- Arkansas Women's Basketball dominated in-state opponent Arkansas-Pine Bluff, 96-53, in Bud Walton Arena on Friday afternoon.
- Redshirt junior forward Erynn Barnum's strong start to the season continued, as she did it all for the Hogs, totaling 15 points, six rebounds, two blocks, and four steals.
- Redshirt freshman guard Elauna Eaton was awesome off the pine once again, matching Barnum with 15 points.
- She also pulled down seven boards, a team high.
- Redshirt senior guard Amber Ramirez got into double figures for the first time this season, scoring 11 points.
- Sasha Goforth's versatility was on display against the Golden Lions, as she scored 11 points, grabbed four boards, dished three assists and recorded three blocks.
- The breakout party for Samara Spencer also continued, as she dropped in 14 points and four assists.
- Freshman Emrie Ellis put together another strong performance, scoring six points, pulling down five rebounds, and recording a team-high five blocks.
- That's the most blocks by a freshman Hog since Jessica Jackson had five against Tulsa in 2014 (12/14/14).



# HOGS STAYING HOME

**ERYNN BARNUM**  
RJR. | F | LITTLE ROCK, ARKANSAS

**MARQUESHA DAVIS**  
JR. | G | MCGEEHEE, ARKANSAS

**AVERY HUGHES**  
JR. | G | BENTONVILLE, ARKANSAS

**ELAUNA EATON**  
RFR. | G | HELENA, ARKANSAS

**SASHA GOFORTH**  
SO. | G | FAYETTEVILLE, ARKANSAS

**JERSEY WOLFENBARGER**  
FR. | G/F | FORT SMITH, ARKANSAS

**MARYAM DAUDA**  
FR. | F | BENTONVILLE, ARKANSAS

→ Erynn Barnum, now a redshirt junior, is the oldest of the Arkansas bunch. After an extremely successful season coming off the bench, she is poised to breakout.

→ Junior Marquesha Davis, like Barnum, is poised to have a much larger role this season as well. The McGehee, Ark. native showed how good she could be in Arkansas' monster wins over both Baylor and UConn. She put up eight points, four rebounds and four steals against Baylor, while going for seven points, three boards and several huge stops against Paige Bueckers in the win over the Huskies.

→ Junior Avery Hughes of Bentonville, who was the first walk-on of the Neighbors era at Arkansas, was recently put on scholarship.

→ Coming off an ACL tear, reshirt freshman Elauna Eaton is set to make her debut for Neighbors & Co. in 2021-22. The scoring guard was highly touted out of Nettleton High School, ranked as a five-star player and as the No. 37 player in the class of 2020.

→ Transferring in this season, sophomore, and former McDonald's All-American, Sasha Goforth retruns home to Fayetteville and will make an immediate impact. The All-Freshman Pac-12 player brings her versatile game to Arkansas, and will be immediately eligible.

→ Freshman Jersey Wolfenbarger arrives on the Hill as perhaps the most highly touted player in the program's history. The 6-5 wing ranked No. 7 in the 2021 Hoopgurlz rankings was the Arkansas Gatorade Player of the Year twice in a row, and earned a spot on the gold medal winning U19 FIBA World Cup squad.

→ Not far behind her, though, is fellow freshman Maryam Dauda. Dauda, like Wolfenbarger was a McDonald's All-American and Jordan Brand Classic Invitee. Dauda is currently rehabing a torn ACL.





**THE SPLASH SISTER**

→ Now entering her third season at Arkansas, Amber Ramirez will start the 2021–22 season as the leader of the Razorbacks.

→ The Splash Sister is up to the task – Ramirez finished the season last year averaging 13.5 points per game on 43 percent shooting.

→ The coaches in the league took notice, as Ramirez was named to the Preseason All–SEC Second Team.

→ The honor was the first from the league office in her career, and she was the only Hog to be placed on either of the preseason teams.

→ Ramirez was often at her best when the stakes were their highest. Her best showings of the 2020–21 season came in the Hogs' two biggest games, as she was instrumental in the Razorbacks' signature wins over Baylor and UConn.

→ In the Baylor win, Ramirez went for 23 points, 16 of which came in the second half.

→ Against UConn, the Splash Sister was at it again, going for 22 points, hitting five of her 10 three–point attempts.

**MONEY MAK**

→ Junior guard Makayla Daniels is set for an expanded role in her third season on the Hill.

→ Daniels has yet to miss a start since arriving in Fayetteville – she's started 60 straight games.

→ She continued her ascent in her sophomore season, averaging 11.6 points, 3.0 rebounds, 2.2 assists and 1.5 steals per game.

→ Daniels, despite being only 5–8, was asked to guard the best guards and wings in the league, including strong showings against Rhyne Howard and Aijha Blackwell, who are both at least five inches taller than her.

→ In her signature performance of the year, Daniels brought the Hogs back on the road at Auburn, scoring nine straight points with under five minutes to go to help the Hogs secure the win.

→ She also dropped 16 points in the near upset of Texas A&M at home last season.

**DEPTH ON DEPTH ON DEPTH**

→ A year after playing a shorter rotation, Coach Neighbors will have plenty of chess pieces to use during the 2021–22 season.

→ Makayla Daniels and Amber Ramirez will retain their starting spots, but from there, the depth chart becomes very competitive.

→ The guard rotation will be good for the Hogs once again, as Elauna Eaton, Rylee Langerman and Samara Spencer will all have an opportunity to secure playing time.

→ Eaton, the former five–star recruit, will make her debut after missing last season with an ACL injury. The Helena, Ark. native brings good size

**WHAT'S HE SAYIN'?**

Trying to figure out what Coach Neighbors is saying on the bench? Don't worry – he has a language all his own.

Coach Neighbors plays Positionless Basketball. Instead of having guards, forwards and centers, he has Rabbits, Rackers, Locks and Dragons.



Rabbits run the floor and look to score quickly with a layup.



Rackers bring the ball up the floor, and are trying to get to the rack.



Locks, generally good three–point shooters, are trying to win the race to the corners.



The Dragon is the last player down the court, dragging behind the others.

to the position, and is an electrifying scorer with good playmaking chops.

→ Langerman, meanwhile, brings a rugged presence to the backcourt, as she will rebound and defend with the best guards in the league this season.

→ The only guard on the team that can match Daniels' speed, Spencer's ability to get to the cup could see her in the rotation as a freshman.

→ On the wing, the Hogs are stacked: Sasha Goforth, Marquesha Davis and Jersey Wolfenbarger will all vie for serious minutes.

→ Goforth brings extreme versatility – she can score, defend on and off the ball, rebound, facilitate and block shots – and experience, as she was an All–Freshman selection at Oregon State last season.

→ Davis flashed frequently during her sophomore season, showing herself to be a capable scorer and a lockdown wing defender.

→ Wolfenbarger, meanwhile, is one of the more unique players in the country already. At 6–5, she's as big as most post players, but brings guard skills along with that size.

→ Down low, Erynn Barnum has a hold on the starting spot. She is an explosive scorer with an unorthodox game. She can also block shots.

→ Emrie Ellis, meanwhile, is a great playmaker and shooter as a big.

→ The wild card of the group is Maryam Dauda – the McDonald's All–American is a menacing presence down low, standing 6–4. She can do it all – shoot, run the floor and block and alter shots of those that come into the lane.

**OUR RECORD WHEN ...**

Overall .....	2–0
Home / Away / Neutral .....	2–0/0–0/0–0
SEC .....	0–0
Home / Away .....	0–0/0–0
White Uniforms .....	2–0
Cardinal Uniforms .....	0–0
Anthracite Uniforms .....	0–0

**LEADS/QUARTERS/HALFTIME/OT**

Leading after the 1st quarter .....	2–0
Leading after the 2nd quarter/Half .....	2–0
Leading after the 3rd quarter .....	2–0
Leading at the half, home .....	2–0
Leading at the half, road/neutral .....	0–0
Tied at the half, home .....	0–0
Tied at the half, road/neutral .....	0–0
Games decided by 5 points or fewer .....	0–0
Games decided by 10 points or fewer .....	0–0
Leading with 5:00 left .....	2–0
Leading with 2:00 left .....	2–0
Overtime games .....	0–0

**OFFENSE**

Scoring less than 70 points .....	0–0
Scoring 70–79 points .....	0–0
Scoring 80–89 points .....	1–0
Scoring 90–99 points .....	1–0
Scoring 100+ points .....	0–0
2 Players Or Less in Double Figures .....	0–0
3 Players in Double Figures .....	0–0
4 Players in Double Figures .....	0–0
5 Players in Double Figures .....	0–0
5+ Players in Double Figures .....	2–0
When shooting 50 percent or higher .....	0–0
When shooting less than 50 percent .....	2–0

**REBOUNDING/TURNOVERS**

When outrebounding opponent .....	1–0
When outrebounded .....	1–0
When rebounds are even .....	0–0
When grabbing 10+ offensive reb .....	2–0
When forcing 15+ turnovers .....	2–0
When committing less than 15 turnovers .....	2–0
When committing 15+ turnovers .....	0–0

**Top Scorers (Includes Ties)**

Daniels .....	TSU
Barnum .....	UAPB
Eaton .....	UAPB

**Top Rebounders (Includes Ties)**

Daniels .....	TSU
Barnum .....	TSU
Eaton .....	UAPB

**Months**

November .....	2–0
----------------	-----

# THE BACKCOURT

MAKAYLA DANIELS AMBER RAMIREZ

SECOND TEAM



25.1 COMBINED PPG  
LAST SEASON

121-297 3PT-3PA  
LAST SEASON

77 THREES MADE - 11TH IN  
NCAA/SECOND IN SEC

44 THREES MADE  
NINTH IN SEC

43.5 PERCENT 3FG  
FIRST IN SEC (MIN 50 FGM)

41 STEALS  
8TH IN SEC





## OFFENSE

Scored 110+-----	110, vs. Providence (11-16-98)
Scored 100+ points at home -----	105, vs. UCA (12-13-20)
Scored 100+ points on the road -----	108, at Ole Miss (2-16-20)   108, Baylor (3-6-91)
Scored 90-99 points -----	96, UAPB (11-12-21)
Scored 90+ points at home -----	96, UAPB (11-12-21)
Scored 90+ points on the road -----	96, No. 12 Maryland (11-29-20)
Scored 80-89 points -----	85, Tarleton State (11-10-21)
Scored 80-89 points at home -----	85, Tarleton State (11-10-21)
Scored 80-89 points on the road -----	85, at Mizzou (2-4-21)
Was held to 50-59-----	55, vs. Georgia (1-23-20)
Was held to 49-40-----	42 at No. 9 South Carolina (1-25-18)
Was held to 39-20-----	34, at LSU, 2-7-19
Was held to 20 or less -----	N/A
Made 40+ field goals -----	40, vs. UCA (12-13-20)
Made 30-39 field goals -----	31, UAPB (11-12-21)
Made 17+ three-point field goals -----	19, Alabama (2-28-21)
Made 10+ three-point field goals -----	13, UAPB (11-12-21)
Did not make 3-pointer (since 1986)-----	0-10, at LSU, 2-7-19
Made 30 free throws -----	30 (30-39), No. 4 Baylor (12-6-20)
Made 25 free throws -----	25 (25-33), Ole Miss (2-19-21)
Shot 50-59 or better -----	56.3, Ole Miss (2-19-21)
Shot 60 or better -----	.644 (38-59) at Ole Miss (2-16-20)
Held to less than 30 -----	26.5 (13-49), at LSU, 2-7-19
Held to less than 20 -----	.182 (10-55) vs. No. 6/7 Tennessee (1-8-12; L, 38-69)
Had 20 or more assists in a game -----	22, vs. UCA (12-13-20)

## DEFENSE

Allowed 100 points-----	104, at No. 4 South Carolina
Allowed 80-99 points-----	80, No. 24 Mississippi State (2-11-21)
Allowed 70-79 points-----	76, Alabama (2-28-21)
Held opponent to 40-49 points -----	47, at SMU (12-9-20)
Held opponent to 39-30 -----	33, Tarleton State, (11-10-21)
Held an SEC opponent under 50 points in 3 cons. games -----	47, Auburn (1-29-15)
-----	W, 52-47; 42, Alabama (2-1-15, W, 53-42); #24/21 Georgia (2-9-15, W, 54-48)
Held opponent to 29 points or less -----	23, Binghamton, 11-30-13
Held an opponent under 15 points in a half -----	12, vs. UCA (12-13-20)
Held an opponent to 2 points in a quarter -----	2, vs. UCA (12-13-20)
Held opponent under 15 field goals -----	14, Houston Baptist, 12-28-16
Held opponent to less than 30 percent shooting -----	25.0 (16-64), UAPB (11-12-21)
Held opponent to less than 20 percent shooting -----	19.7 (13-66), vs. Northwestern State (12-15-19)
Held opponent under 15 percent from 3-point -----	13.3, Tarleton State (11-10-21)
Opponent did not make a 3-pointer -----	0, Tulsa (12-11-19)
Had 70+ rebounds -----	74, Mississippi Valley State (11-24-89)
Had 60-69 rebounds -----	64, Prairie View A&M (12-16-18)
Had 50-59 rebounds -----	53, Oral Roberts (11-25-20)
Had 10 or more blocked shots in a game -----	12, UAPB (11-12-21)
Had 20 or more steals in a game -----	20, ORU (11-13-13)
Had 15 or more steals in a game -----	18, vs. UT Martin (12-29-19)
Forced 25+ Turnovers in a game -----	29, Oral Roberts (11-25-20)

## OTHER

Won an overtime game -----	85-81, at Missouri, (2-2-20)
Lost an overtime game -----	Florida (71-66), 1-28-16
Won a double overtime game -----	73-72, vs. Florida (1-29-12)
Lost a double overtime game -----	N/A
Won a triple overtime game -----	91-80 Win in 3OT, 2-10-13, at Alabama
Played consecutive OT games -----	1-24-16 at Auburn (lost); 1-28-16 vs Florida (lost)
Won regular season tournament -----	Bahamas Hoopfest (Nassau, Bahamas, Nov. 29-28, 2019)
Defeated ranked team -----	vs. No. 24 Mississippi State (2-11-21)
Defeated a ranked team on the road ---	57-53, at #19/18 LSU, 2-23-14; 77-76, #17/16 Iowa (Las Vegas), 12-18-14
All-time SEC win streak -----	8 games (1-15-12: Auburn through 2-15-12: at Auburn)
All-time SEC home win streak -----	5 games (1-15-12: Auburn -- 2-9-12: S. Carolina)
-----	5 games (1-14-21: Florida -- 2-28-21: Alabama)

## A RAZORBACK PLAYER ...

Scored 20-24 points -----	22, Chelsea Dungee, Ole Miss (3-4-21)
Scored 25-29 points -----	29, Destiny Slocum, at LSU (2-21-21)
Scored 30+ points -----	35, Amber Ramirez, Alabama (2-28-21)
Scored 40+ points -----	41, Chelsea Dungee vs Auburn, 2-10-19
Scored 20+ points 10 times in a season -----	Chelsea Dungee (20x   2018-19)
-----	Chelsea Dungee (11x   2019-20)
-----	Chelsea Dungee (17x   2020-21)
Double figures in 15 cons games (Season) -----	Jessica Jackson, 11/11/16, LSU 1-8-17
-----	Chelsea Dungee, 26 games, (2018-19 & 2019-20)
-----	Chelsea Dungee, 31 games, (2019-20 & 2020-21)
Five players scored double figures in 1 game -----	UAPB (11-12-21)
-----	Barnum 15, Eaton, 15, Spencer 14, Goforth 11, Ramirez 11
Five Starters In Double Figures -----	FGCU, 11-28-20
-----	Dungee 25, Daniels 15, Ramirez 12, Slocum 12, Thomas 11
Seven players scored in double figures in 1 game -----	vs. Northwestern State, 11-9-18
-----	(Tolfree, Gauden, Monk, Thomas, Doumbia, Dungee, Williams)
Made 10+ field goals in a game -----	12, Amber Ramirez, Alabama (2-28-21)
Attempted 20+ field goals in a game -----	24, Chelsea Dungee, Ole Miss (3-4-21)
Made 10 free throws in a game -----	14, Chelsea Dungee, Ole Miss (2-19-21)
Made 7 or more 3-pt FG in a game -----	8, Amber Ramirez, Alabama (2-28-21)
Attempted 10 or more 3-pt FG in a game -----	11, Chelsea Dungee, Ole Miss (3-4-21)
Had 10-14 rebounds -----	10, Taylah Thomas, at No.22 Georgia (1-25-21)
Had 15-19 rebounds -----	21, Taylah Thomas, New Orleans, 11-8-19
Had 20+ rebounds -----	21, Taylah Thomas, New Orleans, 11-8-19
Had 10 offensive reb - Records go back to 05-06 -----	11, Melissa Wolff
-----	vs. New Orleans (1-30-15)
Had 10+ defensive reb - Records go back to 05-06 -----	10, Rokia Doumbia, (Tulsa) 12-11-19
Had 10+ assists -----	10, Destiny Slocum, at Mizzou (2-4-21)
Had 10+ assists in cons games -----	Jailyn Mason (11 vs. HBU, 12-28-16 and 10 at Ole
-----	Miss, 1-1-17), Calli Berna (11 vs. No. 10/8 KY 2/7/13 and 11 at UA 2/10/13)
Had 5+ blocks in a game -----	5, Emrie Ellis, UAPB (11-12-21)
Had 9+ blocks in a game -----	9, Robyn Irwin vs. SMSU, 12-19-88 (school record)
Had 5 or more steals in a game -----	5, Chelsea Dungee, @ Tennessee (1-7-21)
Had a double-double -----	22 Points, 10 Assists, Destiny Slocum, at Mizzou (2-4-21)
Had a double-double in two cons games -----	Taylah Thomas, New Orleans & McNeese State, 11-8/11-11-19
-----	10 & 21/11 & 11
Had two players record a double-double -----	Kiara Williams (12 pts/16 reb) &
-----	Malica Monk (10 pts/10 reb)., Grambling State, 12-28-17
Had seven double-doubles in a season -----	Devin Cosper, 2017-18
-----	(SHSU, ORU, NMSU, Char., Tulsa, OM, AL)
Had 10+ double-doubles in a season -----	2006-07, Lauren Ervin (14)
Had a triple-double -----	14 pts, 13 reb, 12 asts, C'eira Ricketts vs. Auburn (1-18-09)



## MORE ABOUT MIKE

Hometown: Greenwood, Ark. (Greenwood HS)  
Family: Daughter Abby; Sons Alec, Bowen and Barrett  
Alma Mater: Arkansas, 1993

## NEIGHBORS BY THE NUMBERS

- 178 Wins (178-91, 8 seasons)
- 5 Players drafted in the WNBA (HC)
- 14 Signed McDonalds' All-Americans
- 8 Years as a head coach
- 7 Postseason appearances
- 1 Final Four appearance

## LEARN MORE



Sign up for Mike Neighbors' news-letter and listen to his podcasts at CoachNeighbors.com

## NABES FAVES

### TOP 10 MOVIES

1. A Few Good Men
2. The Hunt For Red October
3. The Silence Of The Lambs
4. Hoosiers
5. Moneyball
6. Pretty Woman
7. Top Gun
8. JFK
9. The Lion King
10. Purple Rain

See the entire list here: <http://imdb.to/2royaO0>

### TOP 10 SONGS

1. Sweet Child O' Mine (Guns N' Roses)
2. You Shook Me All Night Long (AC/DC)
3. Man In The Mirror (Michael Jackson)
4. Amarillo By Morning (George Strait)
5. Jessie's Girl (Rick Springfield)
6. Hysteria (Def Leppard)
7. Fishin' In The Dark (Nitty Gritty Dirt Band)
8. The Ballad of Curtis Loew (Lynyrd Skynyrd)
9. Wanted Dead Or Alive (Bon Jovi)
10. Let's Go Crazy (Prince)

### TOP 10 TV SHOWS

1. West Wing (first three seasons)
2. Ted Lasso
3. The Wire
4. Breaking Bad
5. Seinfeld
6. The Newsroom
7. Prison Break
8. Arrested Development
9. Game of Thrones
10. The Goldbergs



# MIKE NEIGHBORS

## THE MOST INTERESTING COACH IN COLLEGE BASKETBALL

Fifth Season | Career Record: 178-91 (8) | Arkansas Record: 80-50 (4)

Four years after his return to his alma mater, Mike Neighbors has transformed Arkansas into a nationally recognized women's basketball program. During his time back home, Neighbors has guided his Hogs to the best four-year period of sustained success in program history. The proof of his success, and the success of his system, lies in the numbers - Neighbors has accumulated 176 wins during his eight seasons as a head coach, one of only two NCAA Division I Head Coaches to do so in eight or fewer seasons.

Entering his fifth season on the bench for Arkansas, Neighbors is coming off a historic campaign unlike any other. Under his watchful eye, the Hogs have been transformed into a winner in the Southeastern Conference. His 2020-21 team helped cement that, as the Razorbacks finished 9-6 in the league, the first time in program history with back-to-back winning seasons since joining the SEC back in 1991. Neighbors' 2020-21 squad was also at its best when the competition was at its most fierce - his most recent team became the first Razorback squad to beat two top-five teams in the same season, as Arkansas beat both No. 4 Baylor and No. 3 UConn this past season. Their win against Baylor was the first top-five win for the program since 2003, and its first win against a defending national champion since 1996. Neighbors' Hogs accomplished all this in the midst of the COVID-19 pandemic, and during the regular season, played in 26 games, the most in the NCAA. That was not by accident - Neighbors and his staff went the extra mile in how they traveled, practiced and managed their team on gameday. The season culminated with the program's first trip to the NCAA Tournament since 2015, and if not for the COVID-19 pandemic, it would have been the first back-to-back appearances for the program since the 2002 and 2003 NCAA Tournaments.

### TIMELINE

- Bentonville HS Head Coach 1994-98
- Cabot HS Head Coach 1998-99
- Arkansas Director of Ops 1999-01
- Tulsa Univ. Assistant Coach 2001-05
- Univ. of Colorado Assistant Coach 2005-06
- Univ. of Arkansas Assistant Coach 2006-07
- Xavier Assistant Coach 2007-2011
- Univ. of Washington Assistant Coach 2011-13
- Univ. of Washington Head Coach 2013-17
- Univ. of Arkansas Head Coach 2017-present

### COACHING DEVELOPMENT

Coach	w/Nabes	Now
Chantel Osahor	'20, '21	AC Oklahoma
Fred Castro	'14, '15, '16	HC Eastern Michigan
Adia Barnes	'14, '15	HC Arizona
Adam Call	'14	AC George Washington
Morgan Valley	'16	AC Arizona
Todd Schaefer	'16-'21	AHC Arkansas
Devin Cosper	'18 (As Player)	Ops Presbyterian

### COACHING HISTORY

University of Washington	Year	Overall	Pac-12	Finish
	2013-14	20-14 (.588)	10-8 (.556)	6
	2014-15	23-10 (.697)	11-7 (.611)	5
	2015-16	26-11 (.703)	11-7 (.611)	5
	2016-17	29-6 (.829)	15-3 (.833)	T-2
UW		98-41 (.705)	47-25 (.662)	

University of Arkansas	Year	Overall	SEC	Finish
	2017-18	13-18 (.419)	3-13 (.188)	T-11
	2018-19	22-15 (.611)	6-10 (.375)	10
	2019-20	24-8 (.750)	10-6 (.625)	T3
	2020-21	19-9 (.679)	9-6 (.600)	T5
	2021-22	2-0 (1.000)	0-0 (.000)	
Ark		80-50 (.609)	28-36 (.438)	

Totals	178-91 (.659)	75-60 (.556)	8 yrs
--------	---------------	--------------	-------

### PLAYER DEVELOPMENT

YEAR	UNIVERSITY	PLAYER	ROUND	OVERALL	TEAM NOTE
2021	Arkansas	Chelsea Dungee	1	5	Dallas Wings ! @
2021	Arkansas	Destiny Slocum	2	14	Las Vegas Aces ! @
2021	Arizona	Aari McDonald	1	3	Atlanta Dream @
2017	Washington	Kelsey Plum	1	1	San Antonio Stars ! @
	Washington	Chantel Osahor	2	21	Chicago Sky ! @
2016	Washington	Talia Walton	3	29	Los Angeles Sparks ! @
2011	Xavier	Amber Harris	1	4	Minnesota Lynx #
	Xavier	Ta'Shia Phillips	1	8	Atlanta Dream #
	TAMU/UAAPS	Tanisha Smith	2	22	Seattle Storm #
	Colorado	Brittany Spears	2	19	Phoenix Mercury *
2009	Arkansas	Shameka Christon	1	5	New York Liberty \$
2008	Arkansas	Lauren Ervin	3	37	Connecticut Sun #
2006	Tulsa	Megan Moody	-	-	Houston Comets
					Free Agent #
2003	Tulsa	Allison Curtin	1	12	Houston Comets ! #
	Arkansas	Dana Cherry	2	23	Traded to Detroit Shock
					Charlotte Sting \$

\*- Signed but did not coach

!- At the school when player was drafted

@- Worked with player as a head coach


#- Worked with player as an assistant coach

\$- Worked with player as other (GA, etc)

### NABES VS. ARKANSAS HISTORY

Category	NABES	All Others In Program History
Winning Record In SEC Play	2 Seasons	2 Seasons
SEC Tourney Finals	1	0
Top 5 Wins	2	2
Weeks Ranked in AP Top 25	34	63
Top 15 WBNA Draft Picks	2	1
McDonald's AAs Signed	5	1
WBCA AAs	1	1

→ Ask him about shoes, music, movies, guitars, basketball nostalgia – just about anything!



Social | @RazorbackWBB – 9



**@RazorbackWBB STATISTICS**  
**Arkansas Combined Team Statistics (as of Nov 12, 2021)**  
**All games**



RECORD:	OVERALL	HOME	AWAY	NEUTRAL
ALL GAMES	2-0	2-0	0-0	0-0
CONFERENCE	0-0	0-0	0-0	0-0
NON-CONFERENCE	2-0	2-0	0-0	0-0

#	Player	gp-gs	min	avg	Total		3-Point		F-Throw		Rebounds				pf		a	to	blk	stl	pts	avg
					fg-fga	fg%	3fg-fga	3fg%	ft-fa	ft%	off	def	tot	avg	pf	dg						
04	Erynn Barnum	2-2	38	19.0	9-15	.600	1-1	1.000	8-10	.800	4	8	12	6.0	4	0	3	1	3	7	27	13.5
03	Elauna Eaton	2-0	37	18.5	6-16	.375	6-15	.400	8-9	.889	1	8	9	4.5	4	0	1	1	0	1	26	13.0
02	Samara Spencer	2-1	38	19.0	8-11	.727	4-5	.800	6-10	.600	1	5	6	3.0	5	0	6	5	0	2	26	13.0
43	Makayla Daniels	2-2	42	21.0	7-17	.412	1-8	.125	5-6	.833	5	6	11	5.5	4	0	5	2	1	4	20	10.0
13	Sasha Goforth	2-2	42	21.0	7-14	.500	1-6	.167	4-7	.571	3	6	9	4.5	4	0	5	2	3	0	19	9.5
24	Jersey Wolfenbarger	2-1	43	21.5	6-16	.375	2-7	.286	3-8	.375	4	7	11	5.5	7	0	1	3	2	2	17	8.5
01	Marquesha Davis	2-0	23	11.5	3-9	.333	0-2	.000	6-10	.600	0	6	6	3.0	3	0	2	2	1	1	12	6.0
23	Amber Ramirez	2-2	41	20.5	4-16	.250	3-14	.214	0-0	.000	1	7	8	4.0	0	0	5	0	0	0	11	5.5
55	Emrie Ellis	2-0	31	15.5	5-8	.625	0-1	.000	0-0	.000	3	4	7	3.5	3	0	1	2	7	0	10	5.0
11	Rylee Langerman	2-0	26	13.0	3-6	.500	1-2	.500	0-1	.000	2	1	3	1.5	4	0	3	2	0	1	7	3.5
15	Ashlyn Sage	2-0	16	8.0	2-5	.400	2-5	.400	0-0	.000	1	2	3	1.5	1	0	1	1	0	1	6	3.0
25	Destinee Oberg	2-0	13	6.5	0-1	.000	0-0	.000	0-2	.000	0	3	3	1.5	2	0	0	0	0	0	0	0.0
22	Avery Hughes	2-0	10	5.0	0-3	.000	0-1	.000	0-0	.000	0	0	0	0.0	1	0	1	0	0	0	0	0.0
Team											4	3	7									
Total.....		2	400		60-137	.438	21-67	.313	40-63	.635	29	66	95	47.5	42	0	34	21	17	19	181	90.5
Opponents.....		2	400		27-113	.239	5-30	.167	27-41	.659	24	58	82	41.0	51	2	7	47	6	8	86	43.0

TEAM STATISTICS	ARK	OPP
SCORING	181	86
Points per game	90.5	43.0
Scoring margin	+47.5	-
FIELD GOALS-ATT	60-137	27-113
Field goal pct	.438	.239
3 POINT FG-ATT	21-67	5-30
3-point FG pct	.313	.167
3-pt FG made per game	10.5	2.5
FREE THROWS-ATT	40-63	27-41
Free throw pct	.635	.659
F-Throws made per game	20.0	13.5
REBOUNDS	95	82
Rebounds per game	47.5	41.0
Rebounding margin	+6.5	-
ASSISTS	34	7
Assists per game	17.0	3.5
TURNOVERS	21	47
Turnovers per game	10.5	23.5
Turnover margin	+13.0	-
Assist/turnover ratio	1.6	0.1
STEALS	19	8
Steals per game	9.5	4.0
BLOCKS	17	6
Blocks per game	8.5	3.0
ATTENDANCE	5039	0
Home games-Avg/Game	2-2520	0-0
Neutral site-Avg/Game	-	0-0

Date	Opponent		Score	Att.
11/10/21	TARLETON ST.	w	85-33	2614
11/12/21	ARK.-PINE BLUFF	w	96-53	2425

\* - Conference game

Score by Periods	1st	2nd	3rd	4th	Totals
Arkansas	38	52	54	37	181
Opponents	21	17	15	33	86





**@RazorbackWBB STATISTICS**  
**Arkansas Team Game-by-Game (as of Nov 12, 2021)**  
**All games**



## TEAM STATISTICS

Opponent	Date	Score		Total		3-Pointers		Free throws		Rebounds				pf	a	t/o	blk	stl	pts	avg
				fg-fga	pct	3fg-fga	pct	ft-fta	pct	off	def	tot	avg							
TARLETON ST.	11/10/21	85-33	W	29-62	.468	8-24	.333	19-30	.633	14	33	47	47.0	19	14	11	5	10	85	85.0
ARK.-PINE BLUFF	11/12/21	96-53	W	31-75	.413	13-43	.302	21-33	.636	15	33	48	47.5	23	20	10	12	9	96	90.5
Arkansas		181		60-137	.438	21-67	.313	40-63	.635	29	66	95	47.5	42	34	21	17	19	181	90.5
Opponents		86		27-113	.239	5-30	.167	27-41	.659	24	58	82	41.0	51	7	47	6	8	86	43.0

Games played: 2  
 Points/game: 90.5  
 FG Pct: 43.8  
 3FG Pct: 31.3  
 FT Pct: 63.5

Rebounds/game: 47.5  
 Assists/game: 17.0  
 Turnovers/game: 10.5  
 Assist/turnover ratio: 1.6  
 Steals/game: 9.5  
 Blocks/game: 8.5



**@RazorbackWBB STATISTICS**  
**Arkansas Category Leaders (as of Nov 12, 2021)**  
**All games**



Points	G	Pts	Pts/G
Erynn Barnum	2	27	13.5
Samara Spencer	2	26	13.0
Elauna Eaton	2	26	13.0
Makayla Daniels	2	20	10.0
Sasha Goforth	2	19	9.5
Jersey Wolfenbarger	2	17	8.5
Marquesha Davis	2	12	6.0
Amber Ramirez	2	11	5.5
Emrie Ellis	2	10	5.0
Rylee Langerman	2	7	3.5
Ashlyn Sage	2	6	3.0

Scoring Average	G	Pts	Avg/G
Erynn Barnum	2	27	13.5
Samara Spencer	2	26	13.0
Elauna Eaton	2	26	13.0
Makayla Daniels	2	20	10.0
Sasha Goforth	2	19	9.5
Jersey Wolfenbarger	2	17	8.5
Marquesha Davis	2	12	6.0
Amber Ramirez	2	11	5.5
Emrie Ellis	2	10	5.0
Rylee Langerman	2	7	3.5
Ashlyn Sage	2	6	3.0
Avery Hughes	2	0	0.0
Destinee Oberg	2	0	0.0

FG Percentage	FG	Att	Pct
Samara Spencer	8	11	.727
Emrie Ellis	5	8	.625
Erynn Barnum	9	15	.600
Sasha Goforth	7	14	.500
Rylee Langerman	3	6	.500
Makayla Daniels	7	17	.412
Ashlyn Sage	2	5	.400
Elauna Eaton	6	16	.375
Jersey Wolfenbarger	6	16	.375
Marquesha Davis	3	9	.333
Amber Ramirez	4	16	.250
Destinee Oberg	0	1	.000
Avery Hughes	0	3	.000

Field Goal Attempts	G	Att	Att/G
Makayla Daniels	2	17	8.5
Amber Ramirez	2	16	8.0
Jersey Wolfenbarger	2	16	8.0
Elauna Eaton	2	16	8.0
Erynn Barnum	2	15	7.5

Field Goals Made	G	Made	Made/G
Erynn Barnum	2	9	4.5
Samara Spencer	2	8	4.0
Sasha Goforth	2	7	3.5
Makayla Daniels	2	7	3.5
Elauna Eaton	2	6	3.0
Jersey Wolfenbarger	2	6	3.0

3-Point Percentage	3FG	Att	Pct
Erynn Barnum	1	1	1.000
Samara Spencer	4	5	.800
Rylee Langerman	1	2	.500
Elauna Eaton	6	15	.400
Ashlyn Sage	2	5	.400
Jersey Wolfenbarger	2	7	.286
Amber Ramirez	3	14	.214
Sasha Goforth	1	6	.167
Makayla Daniels	1	8	.125
Avery Hughes	0	1	.000
Marquesha Davis	0	2	.000
Emrie Ellis	0	1	.000

3-Point FG Attempts	G	Att	Att/G
Elauna Eaton	2	15	7.5
Amber Ramirez	2	14	7.0
Makayla Daniels	2	8	4.0
Jersey Wolfenbarger	2	7	3.5
Sasha Goforth	2	6	3.0

3-Point FG Made	G	Made	Made/G
Elauna Eaton	2	6	3.0
Samara Spencer	2	4	2.0
Amber Ramirez	2	3	1.5
Ashlyn Sage	2	2	1.0
Jersey Wolfenbarger	2	2	1.0

Free Throw Percent	FG	Att	Pct
Elauna Eaton	8	9	.889
Makayla Daniels	5	6	.833
Erynn Barnum	8	10	.800
Samara Spencer	6	10	.600
Marquesha Davis	6	10	.600
Sasha Goforth	4	7	.571
Jersey Wolfenbarger	3	8	.375
Rylee Langerman	0	1	.000
Destinee Oberg	0	2	.000

Free Throw Attempts	G	Att	Att/G
Marquesha Davis	2	10	5.0
Samara Spencer	2	10	5.0
Erynn Barnum	2	10	5.0
Elauna Eaton	2	9	4.5
Jersey Wolfenbarger	2	8	4.0

Free Throws Made	G	Made	Made/G
Elauna Eaton	2	8	4.0
Erynn Barnum	2	8	4.0
Samara Spencer	2	6	3.0
Marquesha Davis	2	6	3.0
Makayla Daniels	2	5	2.5



**@RazorbackWBB STATISTICS**  
**Arkansas Category Leaders (as of Nov 12, 2021)**  
**All games**



Rebounds	G	Reb	Reb/G
Erynn Barnum	2	12	6.0
Jersey Wolfenbarger	2	11	5.5
Makayla Daniels	2	11	5.5
Elauna Eaton	2	9	4.5
Sasha Goforth	2	9	4.5

Rebound Average	G	Reb	Avg/G
Erynn Barnum	2	12	6.0
Jersey Wolfenbarger	2	11	5.5
Makayla Daniels	2	11	5.5
Sasha Goforth	2	9	4.5
Elauna Eaton	2	9	4.5

Offensive Rebounds	G	No.	Avg/G
Makayla Daniels	2	5	2.5
Erynn Barnum	2	4	2.0
Jersey Wolfenbarger	2	4	2.0
Sasha Goforth	2	3	1.5
Emrie Ellis	2	3	1.5

Defensive Rebounds	G	No.	Avg/G
Elauna Eaton	2	8	4.0
Erynn Barnum	2	8	4.0
Jersey Wolfenbarger	2	7	3.5
Amber Ramirez	2	7	3.5
Sasha Goforth	2	6	3.0
Marquesha Davis	2	6	3.0
Makayla Daniels	2	6	3.0

Fouls	G	No.	Per/G
Jersey Wolfenbarger	2	7	3.5
Samara Spencer	2	5	2.5
Sasha Goforth	2	4	2.0
Erynn Barnum	2	4	2.0
Elauna Eaton	2	4	2.0
Makayla Daniels	2	4	2.0
Rylee Langerman	2	4	2.0

Foulouts	G	No.
----------	---	-----

Assists	G	No.	Ast/G
Samara Spencer	2	6	3.0
Makayla Daniels	2	5	2.5
Sasha Goforth	2	5	2.5
Amber Ramirez	2	5	2.5
Rylee Langerman	2	3	1.5
Erynn Barnum	2	3	1.5

Steals	G	No.	Stl/G
Erynn Barnum	2	7	3.5
Makayla Daniels	2	4	2.0
Samara Spencer	2	2	1.0
Jersey Wolfenbarger	2	2	1.0
Rylee Langerman	2	1	0.5
Ashlyn Sage	2	1	0.5
Marquesha Davis	2	1	0.5
Elauna Eaton	2	1	0.5

Blocked Shots	G	No.	Blk/G
Emrie Ellis	2	7	3.5
Erynn Barnum	2	3	1.5
Sasha Goforth	2	3	1.5
Jersey Wolfenbarger	2	2	1.0
Marquesha Davis	2	1	0.5
Makayla Daniels	2	1	0.5

Minutes	G	No.	Min/G
Jersey Wolfenbarger	2	43	21.5
Sasha Goforth	2	42	21.0
Makayla Daniels	2	42	21.0
Amber Ramirez	2	41	20.5
Erynn Barnum	2	38	19.0
Samara Spencer	2	38	19.0

Turnovers	G	No.	TO/G
Samara Spencer	2	5	2.5
Jersey Wolfenbarger	2	3	1.5
Emrie Ellis	2	2	1.0
Makayla Daniels	2	2	1.0
Rylee Langerman	2	2	1.0
Sasha Goforth	2	2	1.0
Marquesha Davis	2	2	1.0





**@RazorbackWBB STATISTICS**  
**Arkansas Points-Rebounds-Assists (as of Nov 12, 2021)**  
**All games**



Opponent	Date	Score		01 DAVIS,MARQ	02 SPENCER,SA	03 EATON,ELAU	04 BARNUM,ERY	11 LANGERMAN,	13 GOFORTH,SA	15 SAGE,ASHLY
TARLETON ST.	11/10/21	85-33	w	5-4-1	12-3-2	11-2-0	12-6-2	2-2-3	8-5-2	6-0-0
ARK.-PINE BLUFF	11/12/21	96-53	w	7-2-1	14-3-4	15-7-1	15-6-1	5-1-0	11-4-3	0-3-1

Opponent	Date	Score		22 HUGHES,AVE	23 RAMIREZ,AM	24 WOLFENBARG	25 OBERG,DEST	43 DANIELS,MA	55 ELLIS,EMRI
TARLETON ST.	11/10/21	85-33	w	0-0-1	0-4-2	10-5-0	0-3-0	15-6-1	4-2-0
ARK.-PINE BLUFF	11/12/21	96-53	w	0-0-0	11-4-3	7-6-1	0-0-0	5-5-4	6-5-1



**@RazorbackWBB STATISTICS**  
**Arkansas Player High/Low Analysis (as of Nov 12, 2021)**  
**All games**



**Arkansas - INDIVIDUAL GAME HIGHS**

Points	15		Erynn Barnum vs Ark.-Pine Bluff (11/12/21)
	15		Elauna Eaton vs Ark.-Pine Bluff (11/12/21)
	15		Makayla Daniels vs Tarleton St. (11/10/21)
	14		Samara Spencer vs Ark.-Pine Bluff (11/12/21)
	12		Erynn Barnum vs Tarleton St. (11/10/21)
	12		Samara Spencer vs Tarleton St. (11/10/21)
Field Goals Made	6		Erynn Barnum vs Ark.-Pine Bluff (11/12/21)
	5		Samara Spencer vs Tarleton St. (11/10/21)
	5		Makayla Daniels vs Tarleton St. (11/10/21)
Field Goal Att.	12		Amber Ramirez vs Ark.-Pine Bluff (11/12/21)
	12		Elauna Eaton vs Ark.-Pine Bluff (11/12/21)
FG Pct (min 5 made)	.833	(5-6)	Samara Spencer vs Tarleton St. (11/10/21)
	.750	(6-8)	Erynn Barnum vs Ark.-Pine Bluff (11/12/21)
3-Point FG Made	4		Elauna Eaton vs Ark.-Pine Bluff (11/12/21)
	3		Amber Ramirez vs Ark.-Pine Bluff (11/12/21)
3-Point FG Att.	11		Amber Ramirez vs Ark.-Pine Bluff (11/12/21)
	11		Elauna Eaton vs Ark.-Pine Bluff (11/12/21)
3-Pt FG Pct (min 2 made)	1.000	(2-2)	Ashlyn Sage vs Tarleton St. (11/10/21)
	1.000	(2-2)	Samara Spencer vs Tarleton St. (11/10/21)
Free Throws Made	6		Samara Spencer vs Ark.-Pine Bluff (11/12/21)
	6		Erynn Barnum vs Tarleton St. (11/10/21)
Free Throw Att.	8		Marquesha Davis vs Ark.-Pine Bluff (11/12/21)
	8		Samara Spencer vs Ark.-Pine Bluff (11/12/21)
	8		Erynn Barnum vs Tarleton St. (11/10/21)
FT Pct (min 3 made)	1.000	(5-5)	Elauna Eaton vs Tarleton St. (11/10/21)
	.800	(4-5)	Makayla Daniels vs Tarleton St. (11/10/21)
Rebounds	7		Elauna Eaton vs Ark.-Pine Bluff (11/12/21)
	6		Jersey Wolfenbarger vs Ark.-Pine Bluff (11/12/21)
	6		Erynn Barnum vs Ark.-Pine Bluff (11/12/21)
	6		Makayla Daniels vs Tarleton St. (11/10/21)
	6		Erynn Barnum vs Tarleton St. (11/10/21)
Assists	4		Samara Spencer vs Ark.-Pine Bluff (11/12/21)
	4		Makayla Daniels vs Ark.-Pine Bluff (11/12/21)
Steals	4		Erynn Barnum vs Ark.-Pine Bluff (11/12/21)
	3		Erynn Barnum vs Tarleton St. (11/10/21)
Blocked Shots	5		Emrie Ellis vs Ark.-Pine Bluff (11/12/21)
	3		Sasha Goforth vs Ark.-Pine Bluff (11/12/21)
Turnovers	3		Samara Spencer vs Ark.-Pine Bluff (11/12/21)
	2		Jersey Wolfenbarger vs Ark.-Pine Bluff (11/12/21)
	2		Samara Spencer vs Tarleton St. (11/10/21)
	2		Makayla Daniels vs Tarleton St. (11/10/21)
Fouls	4		Rylee Langerman vs Ark.-Pine Bluff (11/12/21)
	4		Jersey Wolfenbarger vs Tarleton St. (11/10/21)
Minutes	23		Sasha Goforth vs Tarleton St. (11/10/21)
	23		Amber Ramirez vs Tarleton St. (11/10/21)
	22		Jersey Wolfenbarger vs Tarleton St. (11/10/21)
	21		Jersey Wolfenbarger vs Ark.-Pine Bluff (11/12/21)
	21		Makayla Daniels vs Ark.-Pine Bluff (11/12/21)
	21		Samara Spencer vs Ark.-Pine Bluff (11/12/21)
	21		Elauna Eaton vs Ark.-Pine Bluff (11/12/21)
	21		Makayla Daniels vs Tarleton St. (11/10/21)



## | Marquesha Davis | Jr. | 6-0 | G | McGehee, Ark. (Springdale HS)

### SEASON HIGHS

Points	7	UAPB	11-12-21
FG Made	2	Tarleton	11-10-21
FG Att.	5	Tarleton	11-10-21
3FG Made	N/A		
3FG Att.	2	UAPB	11-12-21
FT Made	5	UAPB	11-12-21
FT Att.	8	UAPB	11-12-21
Off. Reb.	N/A		
Def. Reb.	4	Tarleton	11-10-21
Rebounds	4	Tarleton	11-10-21
Assists	1	UAPB	11-12-21*
Blocks	1	UAPB	11-12-21
Steals	1	Tarleton	11-10-21
Minutes	12	Tarleton	11-10-21

### CAREER HIGHS

Points	15	UAPB	12-21-20*
FG Made	6	UAPB	12-21-20*
FG Att.	13	UAPB	12-21-20
3FG Made	1	No.3 UConn	1-28-21*
3FG Att.	4	UAPB	12-21-20
FT Made	5	UAPB	11-12-21
FT Att.	8	UAPB	11-12-21
Off. Reb.	4	Oral Roberts	11-25-20
Def. Reb.	7	Oral Roberts	11-25-20
Rebounds	11	Oral Roberts	11-25-20
Assists	3	@ Little Rock	12-20-20
Blocks	2	UAPB	12-21-20*
Steals	5	Oral Roberts	11-25-20
Minutes	26	UAPB	12-21-20*
Most Recent*			

### SEASON | CAREER SUPERLATIVES

Stat	'19-20	'20-21	'21-22	Career
Double Figure Pts	-	4	-	4
Double Figure Rebs	-	1	-	1
Double-Doubles	-	1	-	1
5 + Assists	-	-	-	-
5 + Blocks	-	-	-	-
5 + Steals	-	1	-	1
Led Team in Pts	-	-	-	-
Led Team in Reb	-	-	-	-
20 + Points	-	-	-	-

### NOTES

- Became part of Arkansas' rotation during her sophomore season
- Averaged 4.6 points, 2.1 rebounds, 0.4 assists, 0.8 steals, 12.1 minutes per game
- Scored in double-figures four times, including a career-high 15 points twice (Maryland/UAPB)
- Was huge in the Baylor win, scoring eight points, snaring four rebounds and nabbing four steals
- Was also critical in beating UConn, going for seven points, three rebounds, and several big stops against freshman phenom Paige Bueckers late in that game
- Nabbed multiple steals in four games, including a career-high five against ORU in the opener
- Had a double-double (11 points, 11 rebounds) against the Golden Eagles.

Opponent	Date	gs	min	Total fg-fga	pct	3fg-fga	pct	Free throws ft-fla	pct	Rebounds off	def	tot	avg	pf	a	t/o	blk	stl	pts	avg
TARLETON ST.	11/10/21	12		2-5	.400	0-0	.000	1-2	.500	0	4	4	4.0	2	1	1	0	1	5	5.0
ARK-PINE BLUFF	11/12/21	11		1-4	.250	0-2	.000	5-8	.625	0	2	2	3.0	1	1	1	1	0	7	6.0
Totals		0	23	3-9	.333	0-2	.000	6-10	.600	0	6	6	3.0	3	2	2	1	1	12	6.0

Games played: 2  
Minutes/game: 11.5  
Points/game: 6.0  
FG Pct: 33.3  
3FG Pct: 0.0  
FT Pct: 60.0

Rebounds/game: 3.0  
Assists/game: 1.0  
Turnovers/game: 1.0  
Assist/turnover ratio: 1.0  
Steals/game: 0.5  
Blocks/game: 0.5

CAREER STATISTICS			Total		3-Point		F-Throws		Rebounds				Scoring							
Season	gp-gs	min/avg	fg-fga	pct	fg-fga	pct	ft-fla	pct	off	def	tot	avg	pf	fo	ast	to	blk	stl	pts	avg
2019-20	18-0	152/8.4	16-45	.356	2-14	.143	11-24	.458	16	21	37	2.1	11	0	5	15	4	7	45	2.5
2020-21	26-0	314/12.1	43-95	.453	6-20	.300	27-36	.750	12	43	55	2.1	26	0	10	14	6	22	119	4.6
2021-22	2-0	23/11.5	3-9	.333	0-2	.000	6-10	.600	0	6	6	3.0	3	0	2	2	1	1	12	6.0
TOTAL	46-0	489/10.6	62-149	.416	8-36	.222	44-70	.629	28	70	98	2.1	40	0	17	31	11	30	176	3.8





## 2 Samara Spencer | Fr. | 5-7 | G | Fort Lauderdale, Fla. (St. Thomas Aquinas HS)

### SEASON HIGHS

Points	14	UAPB	11-12-21
FG Made	5	Tarleton	11-10-21
FG Att.	6	Tarleton	11-10-21
3FG Made	2	Tarleton	11-10-21
3FG Att.	3	UAPB	11-12-21
FT Made	6	UAPB	11-12-21
FT Att.	8	UAPB	11-12-21
Off. Reb.	1	UAPB	11-12-21
Def. Reb.	3	Tarleton	11-10-21
Rebounds	3	UAPB	11-12-21*
Assists	4	UAPB	11-12-21
Blocks	N/A		
Steals	1	UAPB	11-12-21*
Minutes	21	UAPB	11-12-21

### CAREER HIGHS

(Same as Season Highs)

### SEASON | CAREER SUPERLATIVES

Stat	'21-'22	Career
Double Figure Pts	2	2
Double Figure Rebs	-	-
Double-Doubles	-	-
5 + Assists	-	-
5 + Blocks	-	-
5 + Steals	-	-
Led Team in Pts	-	-
Led Team in Reb	-	-
20 + Points	-	-
30+ Points	-	-

### NOTES

- Back-to-back double figure performances to start her college career.
- No. 72 overall recruit according to Blue Star at the time of her signing
- Led St. Thomas Aquinas to a state title during her senior season
- Named Broward County's 7A-6A Player of the Year in 2021
- Dropped 24 points in the state semifinal and 17 points in the state title game
- Named to Broward County First Team as a junior
- Led the Raiders to the state title game during her sophomore season as well
- Prior to playing for St. Thomas Aquinas, helped lead Fort Myers to a state title during her freshman season as the sixth-woman.

Opponent	Date	gs	min	Total		3-Pointers		Free throws		Rebounds				pf	a	t/o	blk	stl	pts	avg
				fg-fga	pct	3fg-fga	pct	ft-fa	pct	off	def	tot	avg							
TARLETON ST.	11/10/21		17	5-6	.833	2-2	1.000	0-2	.000	0	3	3	3.0	3	2	2	0	1	12	12.0
ARK.-PINE BLUFF	11/12/21	*	21	3-5	.600	2-3	.667	6-8	.750	1	2	3	3.0	2	4	3	0	1	14	13.0
Totals		1	38	8-11	.727	4-5	.800	6-10	.600	1	5	6	3.0	5	6	5	0	2	26	13.0

Games played: 2  
Minutes/game: 19.0  
Points/game: 13.0  
FG Pct: 72.7  
3FG Pct: 80.0  
FT Pct: 60.0

Rebounds/game: 3.0  
Assists/game: 3.0  
Turnovers/game: 2.5  
Assist/turnover ratio: 1.2  
Steals/game: 1.0

CAREER STATISTICS			Total		3-Point		F-Throws		Rebounds										Scoring	
Season	gp-gs	min/avg	fg-fga	pct	fg-fga	pct	ft-fa	pct	off	def	tot	avg	pf	fo	ast	to	blk	stl	pts	avg
2021-22	2-1	38/19.0	8-11	.727	4-5	.800	6-10	.600	1	5	6	3.0	5	0	6	5	0	2	26	13.0
TOTAL	2-1	38/19.0	8-11	.727	4-5	.800	6-10	.600	1	5	6	3.0	5	0	6	5	0	2	26	13.0



## 3 Elauna Eaton | RFr. | 6-0 | G | Helena, Ark. (Nettleton HS)

### SEASON HIGHS

Points	15	UAPB	11-12-21
FG Made	4	UAPB	11-12-21
FG Att.	12	UAPB	11-12-21
3FG Made	4	UAPB	11-12-21
3FG Att.	11	UAPB	11-12-21
FT Made	5	Tarleton	11-10-21
FT Att.	5	Tarleton	11-10-21
Off. Reb.	1	UAPB	11-12-21
Def. Reb.	6	UAPB	11-12-21
Rebounds	7	UAPB	11-12-21
Assists	1	UAPB	11-12-21
Blocks	N/A		
Steals	1	Tarleton	11-10-21
Minutes	21	UAPB	11-12-21

### CAREER HIGHS

(Same as Season Highs)

### SEASON | CAREER SUPERLATIVES

Stat	'21-'22	Career
Double Figure Pts	2	2
Double Figure Rebs	-	-
Double-Doubles	-	-
5 + Assists	-	-
5 + Blocks	-	-
5 + Steals	-	-
Led Team in Pts	1	1
Led Team in Reb	1	1
20 + Points	-	-
30+ Points	-	-

### NOTES

- Two straight double-figure games to start her Arkansas career.
- Missed her freshman season with an ACL injury
- Named the Arkansas Democrat-Gazette's Player of the Year following her final high school season
- Earned a spot on the Naismith Trophy High School Girls Watch List
- Named AAA 5A All-State in 2019, while earning AAA 6A All-State Honors in 2018
- Rated as the No. 9 Guard, No. 41 Overall Player in the nation when she committed
- Averaged 23.9 points per game and 7.9 rebounds per game during her senior season

Opponent	Date	gs	min	Total		3-Pointers		Free throws		Rebounds				pf	a	t/o	blk	stl	pts	avg
TARLETON ST.	11/10/21		16	2-4	.500	2-4	.500	5-5	1.000	0	2	2	2.0	2	0	1	0	1	11	11.0
ARK.-PINE BLUFF	11/12/21		21	4-12	.333	4-11	.364	3-4	.750	1	6	7	4.5	2	1	0	0	0	15	13.0
Totals		0	37	6-16	.375	6-15	.400	8-9	.889	1	8	9	4.5	4	1	1	0	1	26	13.0

Games played: 2  
 Minutes/game: 18.5  
 Points/game: 13.0  
 FG Pct: 37.5  
 3FG Pct: 40.0  
 FT Pct: 88.9

Rebounds/game: 4.5  
 Assists/game: 0.5  
 Turnovers/game: 0.5  
 Assist/turnover ratio: 1.0  
 Steals/game: 0.5

### CAREER STATISTICS

			Total		3-Point		F-Throws		Rebounds											Scoring	
Season	gp-gs	min/avg	fg-fga	pct	fg-fga	pct	ft-fta	pct	off	def	tot	avg	pf	fo	ast	to	blk	stl	pts	avg	
2021-22	2-0	37/18.5	6-16	.375	6-15	.400	8-9	.889	1	8	9	4.5	4	0	1	1	0	1	26	13.0	
TOTAL	2-0	37/18.5	6-16	.375	6-15	.400	8-9	.889	1	8	9	4.5	4	0	1	1	0	1	26	13.0	



#### 4 Erynn Barnum | R.Jr. | 6-2 | F | Little Rock, Ark. (Little Rock Central HS)

##### SEASON HIGHS

Points	15	UAPB	11-12-21
FG Made	6	UAPB	11-12-21
FG Att.	8	UAPB	11-12-21
3FG Made	1	UAPB	11-12-21
3FG Att.	1	UAPB	11-12-21
FT Made	6	Tarleton	11-10-21
FT Att.	8	Tarleton	11-10-21
Off. Reb.	2	UAPB	11-12-21*
Def. Reb.	4	UAPB	11-12-21*
Rebounds	6	Tarleton	11-10-21
Assists	2	Tarleton	11-10-21
Blocks	2	UAPB	11-12-21
Steals	4	UAPB	11-12-21
Minutes	20	Tarleton	11-10-21

##### CAREER HIGHS

Points	17	ULM	12-3-20
FG Made	7	@ No. 22 UGA	1-25-21*
FG Att.	12	Georgia	1-23-20
3FG Made	1	UAPB	11-12-21*
3FG Att.	3	UAPB	12-21-20
FT Made	8	UT Martin	12-29-19
FT Att.	12	Oral Roberts	11-25-20
Off. Reb.	4	Tulsa	12-11-19
Def. Reb.	8	ULM	12-3-20*
Rebounds	12	Tulsa	12-11-19
Assists	2	Tarleton	11-10-21*
Blocks	4	Little Rock	12-21-19*
Steals	4	UAPB	11-12-21
Minutes	25	vs. Ole Miss	3-4-21*

Most Recent\*

##### NOTES

- Averaging 13.5 points, 6.0 rebounds, 3.5 steals, 1.5 blocks and 1.5 assists per game through two starts
- Was a force off the bench for the Hogs in her second season
- Averaged 7.7 points, 4.6 rebounds, 0.4 assists, 0.8 steals, 16.2 minutes per game
- Nine games scoring in double figures, one game with double figure rebounds
- Went for 12 points against LSU on the road
- Scored 15 points in Arkansas' near loss at Georgia, hitting seven of her 10 shots
- Made all four of her shots at Texas A&M in a 10-point performance
- Added 13 more at South Carolina
- Notched her second career double-double against Arkansas-Pine Bluff
- Went for a career-high 17 points in the Hogs' win over Louisiana Monroe.

Opponent	Date	gs	min	Total		3-Pointers		Free throws		Rebounds				pf	a	t/o	blk	stl	pts	avg	
				fg-fga	pct	3fg-fga	pct	ft-fga	pct	off	def	tot	avg								
TARLETON ST.	11/10/21	*	20	3-7	.429	0-0	.000	6-8	.750	2	4	6	6.0	2	2	0	1	3	12	12.0	
ARK.-PINE BLUFF	11/12/21	*	18	6-8	.750	1-1	1.000	2-2	1.000	2	4	6	6.0	2	1	1	2	4	15	13.5	
Totals			2	38	9-15	.600	1-1	1.000	8-10	.800	4	8	12	6.0	4	3	1	3	7	27	13.5

Games played: 2  
Minutes/game: 19.0  
Points/game: 13.5  
FG Pct: 60.0  
3FG Pct: 100.0  
FT Pct: 80.0

Rebounds/game: 6.0  
Assists/game: 1.5  
Turnovers/game: 0.5  
Assist/turnover ratio: 3.0  
Steals/game: 3.5  
Blocks/game: 1.5

##### SEASON | CAREER SUPERLATIVES

Stat	'19-20	'20-21	'21-22	Career
Double Figure Pts	4	9	2	15
Double Figure Rebs	1	1	-	2
Double-Doubles	1	1	-	2
5 + Assists	-	-	-	-
5 + Blocks	-	-	-	-
5 + Steals	-	-	-	-
Led Team in Pts	1	-	1	2
Led Team in Reb	4	7	1	12
20 + Points	-	-	-	-

##### CAREER STATISTICS

CAREER STATISTICS			Total		3-Point		F-Throws		Rebounds				Scoring							
Season	gp-gs	min/avg	fg-fga	pct	fg-fga	pct	ft-fga	pct	off	def	tot	avg	pf	fo	ast	to	blk	stl	pts	avg
2019-20	27-0	304/11.3	50-98	.510	3-7	.429	31-52	.596	31	76	107	4.0	26	0	5	11	28	15	134	5.0
2020-21	28-0	454/16.2	85-145	.586	1-7	.143	44-87	.506	34	94	128	4.6	56	0	11	30	23	21	215	7.7
2021-22	2-2	38/19.0	9-15	.600	1-1	1.000	8-10	.800	4	8	12	6.0	4	0	3	1	3	7	27	13.5
TOTAL	57-2	796/14.0	144-258	.558	5-15	.333	83-149	.557	69	178	247	4.3	86	0	19	42	54	43	376	6.6





## || Rylee Langerman | So. | 5-9 | G | Norman, Okla. (Christian Heritage HS)

### SEASON HIGHS

Points	5	UAPB	11-12-21
FG Made	2	UAPB	11-12-21
FG Att.	4	UAPB	11-12-21
3FG Made	1	UAPB	11-12-21
3FG Att.	2	UAPB	11-12-21
FT Made	N/A		
FT Att.	1	UAPB	11-12-21
Off. Reb.	2	Tarleton	11-10-21
Def. Reb.	1	UAPB	11-12-21
Rebounds	2	Tarleton	11-10-21
Assists	3	Tarleton	11-10-21
Blocks	N/A		
Steals	1	UAPB	11-12-21
Minutes	14	UAPB	11-12-21

### CAREER HIGHS

Points	5	UAPB	11-12-21
FG Made	2	UAPB	11-12-21
FG Att.	7	UAPB	12-21-20
3FG Made	1	UAPB	11-12-21*
3FG Att.	5	UAPB	12-21-20
FT Made	1	@ SMU	12-9-20*
FT Att.	2	@ SMU	12-9-20*
Off. Reb.	2	Tarleton	11-10-21*
Def. Reb.	4	Oral Roberts	11-25-20
Rebounds	4	UCA	12-13-20*
Assists	4	UCA	12-13-20
Blocks	1	@ SMU	12-9-20
Steals	1	UAPB	11-12-21*
Minutes	21	UCA	12-13-20

Most Recent\*

### SEASON | CAREER SUPERLATIVES

Stat	'20-21	'21-22	Career
Double Figure Pts	-	-	-
Double Figure Rebs	-	-	-
Double-Doubles	-	-	-
5 + Assists	-	-	-
5 + Blocks	-	-	-
5 + Steals	-	-	-
Led Team in Pts	-	-	-
Led Team in Reb	-	-	-
20 + Points	-	-	-
30+ Points	-	-	-

### NOTES

- Showed flashes in limited action during her freshman season
- Averaged 1.2 points, 1.1 rebounds, 0.5 assists, 0.1 steals, 7.1 minutes per game
- Scored a career-high four points on the road at SMU
- Also had four against Louisiana Monroe
- Hit at least one three in four of her 13 appearances
- Pulled down four rebounds against both Oral Roberts and Central Arkansas
- Also had a career-high four assists against UCA.

Opponent	Date	gs	min	Total		3-Pointers		Free throws		Rebounds				pf	a	t/o	blk	stl	pts	avg
				fg-fga	pct	3fg-fga	pct	ft-fa	pct	off	def	tot	avg							
TARLETON ST.	11/10/21	12	12	1-2	.500	0-0	.000	0-0	.000	2	0	2	2.0	0	3	1	0	0	2	2.0
ARK.-PINE BLUFF	11/12/21	14	14	2-4	.500	1-2	.500	0-1	.000	0	1	1	1.5	4	0	1	0	1	5	3.5
Totals		0	26	3-6	.500	1-2	.500	0-1	.000	2	1	3	1.5	4	3	2	0	1	7	3.5

Games played: 2  
Minutes/game: 13.0  
Points/game: 3.5  
FG Pct: 50.0  
3FG Pct: 50.0  
FT Pct: 0.0

Rebounds/game: 1.5  
Assists/game: 1.5  
Turnovers/game: 1.0  
Assist/turnover ratio: 1.5  
Steals/game: 0.5

### CAREER STATISTICS

CAREER STATISTICS			Total		3-Point		F-Throws		Rebounds										Scoring	
Season	gp-gs	min/avg	fg-fga	pct	fg-fga	pct	ft-fa	pct	off	def	tot	avg	pf	fo	ast	to	blk	stl	pts	avg
2020-21	13-0	92/7.1	5-16	.313	4-10	.400	2-4	.500	2	12	14	1.1	10	0	7	9	1	1	16	1.2
2021-22	2-0	26/13.0	3-6	.500	1-2	.500	0-1	.000	2	1	3	1.5	4	0	3	2	0	1	7	3.5
TOTAL	15-0	118/7.9	8-22	.364	5-12	.417	2-5	.400	4	13	17	1.1	14	0	10	11	1	2	23	1.5





13 Sasha Goforth | So. | 6-1 | G | Fayetteville, Ark. (Fayetteville HS)

SEASON HIGHS

Points	11	UAPB	11-12-21
FG Made	4	UAPB	11-12-21
FG Att.	8	Tarleton	11-10-21
3FG Made	1	UAPB	11-12-21
3FG Att.	4	Tarleton	11-10-21
FT Made	2	UAPB	11-12-21*
FT Att.	4	Tarleton	11-10-21
Off. Reb.	2	Tarleton	11-10-21
Def. Reb.	3	UAPB	11-12-21*
Rebounds	5	Tarleton	11-10-21
Assists	3	UAPB	11-12-21
Blocks	3	UAPB	11-12-21
Steals	N/A		
Minutes	23	Tarleton	11-10-21

CAREER HIGHS

Points	24	San Francisco	12/3/20
FG Made	8	Washington	1/26/21
FG Att.	12	@ Utah	1/31/21
3FG Made	6	Washington	1/26/21
3FG Att.	8	Stanford	2/13/21
FT Made	9	@ Oregon	2/28/21
FT Att.	12	San Francisco	12/3/20
Off. Reb.	2	Tarleton	11-10-21*
Def. Reb.	9	@ Utah	1/31/21
Rebounds	10	@ Utah	1/31/21
Assists	7	Montana West	11/28/20
Blocks	3	@ Wash State	12/19/20
Steals	4	Utah	12/8/20
Minutes	38	Oregon	3/4/21
*Most Recent			

SEASON | CAREER SUPERLATIVES

Stat	'20-21	'21-22	Career
Double Figure Pts	12	1	13
Double Figure Rebs	1	-	1
Double-Doubles	1	-	1
5 + Assists	1	-	1
5 + Blocks	-	-	-
5 + Steals	-	-	-
Led Team in Pts	3	-	3
Led Team in Reb	1	-	1
20 + Points	2	-	2

NOTES

- Started every game during her freshman season at Oregon State
- Earned PAC-12 All-Freshman Team Honors
- Averaged 11.6 points and 3.6 rebounds per game
- Dished 34 assists and shot 36 percent from beyond the three-point arc
- Had 19 blocked shots and 15 steals on the defensive side of the ball
- Had two 20+ point games
- Notched her first-career double-double against Utah

Opponent	Date	gs	min	Total		3-Pointers		Free throws		Rebounds				pf	a	t/o	blk	stl	pts	avg	
				fg-fga	pct	3fg-fga	pct	ft-fga	pct	off	def	tot	avg								
TARLETON ST.	11/10/21	*	23	3-8	.375	0-4	.000	2-4	.500	2	3	5	5.0	1	2	1	0	0	8	8.0	
ARK.-PINE BLUFF	11/12/21	*	19	4-6	.667	1-2	.500	2-3	.667	1	3	4	4.5	3	3	1	3	0	11	9.5	
Totals			2	42	7-14	.500	1-6	.167	4-7	.571	3	6	9	4.5	4	5	2	3	0	19	9.5

Games played: 2  
Minutes/game: 21.0  
Points/game: 9.5  
FG Pct: 50.0  
3FG Pct: 16.7  
FT Pct: 57.1

Rebounds/game: 4.5  
Assists/game: 2.5  
Turnovers/game: 1.0  
Assist/turnover ratio: 2.5  
Blocks/game: 1.5

CAREER STATISTICS

Year	GP-GS	Min	Avg	FG	Total		3-Point		F-Throw		Off	Rebounds			PF	Ast	TO	Blk	Stl	Pts	Avg			
					FGA	Pct	FG	FGA	Pct	FT		FTA	Pct	Def								Tot	Avg	
2020-21*20-20	588	29.4	77	184	.418	24	67	.358	53	74	.716	6	66	72	3.6	46	34	50	19	15	231	11.6		
Oregon State Stats*																								
Season	gp-gs	min/avg		fg-fga		pct	fg-fga		pct	ft-fga		pct	off	def	tot	avg	pf	fo	ast	to	blk	stl	pts	avg
2021-22	2-2	42/21.0		7-14		.500	1-6		.167	4-7		.571	3	6	9	4.5	4	0	5	2	3	0	19	9.5
TOTAL	2-2	42/21.0		7-14		.500	1-6		.167	4-7		.571	3	6	9	4.5	4	0	5	2	3	0	19	9.5



## 15 Ashlyn Sage | Fr. | 6-2 | G | Weatherford, Okla. (Weatherford HS)

### SEASON HIGHS

Points	6	Tarleton	11-10-21
FG Made	2	Tarleton	11-10-21
FG Att.	3	UAPB	11-12-21
3FG Made	2	Tarleton	11-10-21
3FG Att.	3	UAPB	11-12-21
FT Made	N/A		
FT Att.	N/A		
Off. Reb.	1	UAPB	11-12-21
Def. Reb.	2	UAPB	11-12-21
Rebounds	3	UAPB	11-12-21
Assists	1	UAPB	11-12-21
Blocks	N/A		
Steals	1	Tarleton	11-10-21
Minutes	9	Tarleton	11-10-21

### CAREER HIGHS

(Same as Season Highs)

### NOTES

- No. 84 overall recruit in Premier Basketball's 2021 rankings
- A three-time All-Conference selection
- VYPE Top 100 in both 2020 and 2019
- Tulsa World Top Players
- Was a state qualifier in 2020
- Led the state of Oklahoma in both three-point percentage and free throw percentage in 2020

Opponent	Date	gs	min	Total fg-fga	pct	3-Pointers 3fg-fga	pct	Free throws ft-fa	pct	Rebounds				pf	a	t/o	blk	stl	pts	avg
TARLETON ST.	11/10/21	9		2-2	1.000	2-2	1.000	0-0	.000	0	0	0	0.0	0	0	1	0	1	6	6.0
ARK.-PINE BLUFF	11/12/21	7		0-3	.000	0-3	.000	0-0	.000	1	2	3	1.5	1	1	0	0	0	0	3.0
Totals		0	16	2-5	.400	2-5	.400	0-0	.000	1	2	3	1.5	1	1	1	0	1	6	3.0

Games played: 2  
Minutes/game: 8.0  
Points/game: 3.0  
FG Pct: 40.0  
3FG Pct: 40.0

Rebounds/game: 1.5  
Assists/game: 0.5  
Turnovers/game: 0.5  
Assist/turnover ratio: 1.0  
Steals/game: 0.5

### SEASON | CAREER SUPERLATIVES

Stat	'21-22	Career
Double Figure Pts	-	-
Double Figure Rebs	-	-
Double-Doubles	-	-
5 + Assists	-	-
5 + Blocks	-	-
5 + Steals	-	-
Led Team in Pts	-	-
Led Team in Reb	-	-
20 + Points	-	-

### CAREER STATISTICS

CAREER STATISTICS			Total		3-Point		F-Throws		Rebounds											Scoring		
Season	gp-gs	min/avg	fg-fga	pct	fg-fga	pct	ft-fla	pct	off	def	tot	avg	pf	fo	ast	to	blk	stl	pts	avg		
2021-22	2-0	16/8.0	2-5	.400	2-5	.400	0-0	.000	1	2	3	1.5	1	0	1	1	0	1	6	3.0		
TOTAL	2-0	16/8.0	2-5	.400	2-5	.400	0-0	.000	1	2	3	1.5	1	0	1	1	0	1	6	3.0		



22 Avery Hughes | Jr. | 5-7 | G | Bentonville, Ark. (Bentonville HS)

SEASON HIGHS

Points	N/A		
FG Made	N/A		
FG Att.	2	UAPB	11-12-21
3FG Made	N/A		
3FG Att.	1	UAPB	11-12-21
FT Made	N/A		
FT Att.	N/A		
Off. Reb.	N/A		
Def. Reb.	N/A		
Rebounds	N/A		
Assists	1	Tarleton	11-10-21
Blocks	N/A		
Steals	N/A		
Minutes	7	UAPB	11-12-21

CAREER HIGHS

Points	6	UAPB	12-21-20*
FG Made	2	UAPB	12-21-20*
FG Att.	4	Tulsa	12-11-19
3FG Made	2	UAPB	12-21-20*
3FG Att.	3	Tulsa	12-11-19
FT Made	1	Stony Brook	11-17-19
FT Att.	1	Stony Brook	11-17-19
Off. Reb.	N/A		
Def. Reb.	1	UAPB	12-21-20*
Rebounds	1	UAPB	12-21-20*
Assists	2	UAPB	12-21-20*
Blocks	N/A		
Steals	1	ULM	12-3-20*
Minutes	10	UAPB	12-21-20*

\*Most Recent

NOTES

- Dropped a career-best six points on UAPB, hitting two threes last season.
- Scored her first-career points against McNeese State last season.
- Finished her career as Bentonville's second leading scorer and set single game records for points (34) and free throws (20-for-22)
- Two-time all-conference and all-state selection leading Bentonville to the 2019 conference title and a state runner-up finish
- Honors include All-Arkansas Second-Team, All-Northwest Arkansas First-Team, Gatorade Player of the Week, two KURM Dream Team selections and team captain honors as a senior
- The first walk-on for Neighbors and his staff at Arkansas

Opponent	Date	gs	min	Total		3-Pointers		Free throws		Rebounds								pts	avg
				fg	fga	fg%	3fg	3fg%	ft	fta	off	def	tot	avg	pf	a	to	blk	stl
TARLETON ST.	11/10/21	3		0-1	.000	0-0	.000	0-0	.000	0	0	0	0.0	0	1	0	0	0	0.0
ARK-PINE BLUFF	11/12/21	7		0-2	.000	0-1	.000	0-0	.000	0	0	0	0.0	1	0	0	0	0	0.0
Totals		0	10	0-3	.000	0-1	.000	0-0	.000	0	0	0	0.0	1	1	0	0	0	0.0

Games played: 2  
Minutes/game: 5.0  
FG Pct: 0.0  
3FG Pct: 0.0

Assists/game: 0.5  
Assist/turnover ratio: 99.9

SEASON | CAREER SUPERLATIVES

Stat	'19-20	'20-21	'21-22	Career
Double Figure Pts	-	-	-	-
Double Figure Rebs	-	-	-	-
Double-Doubles	-	-	-	-
5 + Assists	-	-	-	-
5 + Blocks	-	-	-	-
5 + Steals	-	-	-	-
Led Team in Pts	-	-	-	-
Led Team in Reb	-	-	-	-
20 + Points	-	-	-	-

CAREER STATISTICS			Total		3-Point		F-Throws		Rebounds										Scoring	
Season	gp-gs	min/avg	fg-fga	pct	fg-fga	pct	ft-fta	pct	off	def	tot	avg	pf	fo	ast	to	blk	stl	pts	avg
2019-20	14-0	51/3.6	8-16	.500	3-9	.333	1-1	1.000	0	0	0	0.0	8	0	2	8	0	0	20	1.4
2020-21	7-0	45/6.4	3-7	.429	3-6	.500	3-3	1.000	0	2	2	0.3	2	0	5	3	0	2	12	1.7
2021-22	2-0	10/5.0	0-3	.000	0-1	.000	0-0	.000	0	0	0	0.0	1	0	1	0	0	0	0	0.0
TOTAL	23-0	106/4.6	11-26	.423	6-16	.375	4-4	1.000	0	2	2	0.1	11	0	8	11	0	2	32	1.4



## 23 Amber Ramirez | RSr. | 5-9 | G | San Antonio, Texas (Wagner HS) | TCU

### SEASON HIGHS

Points	11	UAPB	11-12-21
FG Made	4	UAPB	11-12-21
FG Att.	12	UAPB	11-12-21
3FG Made	3	UAPB	11-12-21
3FG Att.	11	UAPB	11-12-21
FT Made	N/A		
FT Att.	N/A		
Off. Reb.	1	Tarleton	11-10-21
Def. Reb.	4	UAPB	11-12-21
Rebounds	4	UAPB	11-12-21*
Assists	3	UAPB	11-12-21
Blocks	N/A		
Steals	N/A		
Minutes	23	Tarleton	11-10-21

### CAREER HIGHS

Points	35	Alabama	2-28-21
FG Made	12	Alabama	2-28-21
FG Att.	20	Tennessee	2-20-20
3FG Made	11	SE Louisiana	12-10-17
3FG Att.	17	SE Louisiana	12-10-17
FT Made	9	Oklahoma	3-3-18
FT Att.	10	Oklahoma	3-3-18
Off. Reb.	2	Auburn	1-31-21
Def. Reb.	8	Wisconsin	11-30-19
Rebounds	9	Wisconsin	11-30-19
Assists	7	at Kentucky	2-15-18
Blocks	3	@ No. 4 SC	1-18-21
Steals	5	UT Martin	12-29-19
Minutes	45	@ Missouri	2-2-20

\*Most Recent

### NOTES

- Went off for a career-high 35 against Alabama
- Had 22 against No. 3 UConn and made five treys
- Scored a season-high 23 points against No. 4 Baylor
- Named College Sports Madness National Player of the Week (Dec. 7, 2020)
- Bounced back against Wake Forest after her 2020-21 debut, going for 22 points
- Scored a season-high 29 points against Tennessee in 2019-20
- Went wire-to-wire at Mizzou, playing all 45 minutes against the Tigers
- Was a perfect 6-6 against Vanderbilt
- Matched her season-high in threes-made against Auburn, going for seven
- Made seven threes against NWSU, the most by a Hog this season
- Dished a season-high five assists against Kansas State

Opponent	Date	gs	min	Total fg-fga	pct	3-Pointers 3fg-fga	pct	Free throws ft-fa	pct	Rebounds off	def	tot	avg	pf	a	t/o	blk	stl	pts	avg
TARLETON ST.	11/10/21	*	23	0-4	.000	0-3	.000	0-0	.000	1	3	4	4.0	0	2	0	0	0	0	0.0
ARK.-PINE BLUFF	11/12/21	*	18	4-12	.333	3-11	.273	0-0	.000	0	4	4	4.0	0	3	0	0	0	11	5.5
Totals		2	41	4-16	.250	3-14	.214	0-0	.000	1	7	8	4.0	0	5	0	0	0	11	5.5

Games played: 2  
Minutes/game: 20.5  
Points/game: 5.5  
FG Pct: 25.0  
3FG Pct: 21.4

Rebounds/game: 4.0  
Assists/game: 2.5  
Assist/turnover ratio: 99.9

### SEASON | CAREER SUPERLATIVES

Stat	'16-17	'17-18	'19-20	'20-21	'21-22	Career
Double Figure Pts	7	18	21	21	1	68
Double Figure Rebs	-	-	-	-	-	-
Double-Doubles	-	-	-	-	-	-
5+ Assists	2	7	2	1	-	12
5+ Blocks	-	-	-	-	-	-
5+ Steals	-	-	1	-	-	1
Led Ark in Pts	-	-	6	6	-	12
Led Ark in Reb	-	-	2	-	-	2
20+ Points	-	3	7	5	-	15
30+ Points	-	1	-	1	-	2

### CAREER STATISTICS

Year	GP-GS	Min	Avg FG	Total FGA	Pct	3-Point FGA	Pct	F-Throw FTA	Pct	Off	Rebounds Def	Tot	Avg	PF	FO	Ast	TO	Blk	Stl	Pts	Avg
2016-17*	23-5	559	24.3	67	196	.342	39	106	.368	17	20	45	2.0	35	0	32	27	11	15	190	8.3
2017-18*	36-23	896	24.9	131	311	.421	65	166	.392	48	56	63	1.9	21		103	57	4	30	375	10.4

TCU Stats\*

Season	gp-gs	min/avg	fg-fga	pct	3fg-fga	pct	ft-fa	pct	off	def	tot	avg	pf	fo	ast	to	blk	stl	pts	avg
2019-20	32-32	1045/32.7	164-371	.442	106-237	.447	36-39	.923	8	93	101	3.2	27	0	60	31	10	36	470	14.7
2020-21	27-27	867/32.1	123-286	.430	77-177	.435	42-52	.808	6	72	78	2.9	38	0	41	33	5	30	365	13.5
2021-22	2-2	41/20.5	4-16	.250	3-14	.214	0-0	.000	1	7	8	4.0	0	0	5	0	0	0	11	5.5
TOTAL	61-61	1953/32.0	291-673	.432	186-428	.435	78-91	.857	15	172	187	3.1	65	0	106	64	15	66	846	13.9





## 24 Jersey Wolfenbarger | Fr. | 6-5 | G | Fort Smith, Ark. (Northside HS)

### SEASON HIGHS

Points	10	Tarleton	11-10-21
FG Made	4	Tarleton	11-10-21
FG Att.	10	Tarleton	11-10-21
3FG Made	1	UAPB	11-12-21*
3FG Att.	5	Tarleton	11-10-21
FT Made	2	UAPB	11-12-21
FT Att.	4	UAPB	11-12-21*
Off. Reb.	4	UAPB	11-12-21
Def. Reb.	5	Tarleton	11-10-21
Rebounds	6	UAPB	11-12-21
Assists	1	UAPB	11-12-21
Blocks	1	UAPB	11-12-21*
Steals	1	UAPB	11-12-21*
Minutes	22	Tarleton	11-10-21

### CAREER HIGHS

(Same as Season Highs)

### SEASON | CAREER SUPERLATIVES

Stat	'21-22	Career
Double Figure Pts	1	1
Double Figure Rebs	-	-
Double-Doubles	-	-
5 + Assists	-	-
5 + Blocks	-	-
5 + Steals	-	-
Led Team in Pts	-	-
Led Team in Reb	-	-
20 + Points	-	-

### NOTES

- FIBA U19 Gold Medalist
- No. 7 overall recruit, and No. 1 wing player in the ESPN HoopGurlz 2021 recruiting rankings at the time of her signing
- Consensus five-star player out of Northside High School
- Arkansas' first McDonald's All-American signee since 2016
- One of five finalists for the Jersey Mike's Naismith High School Player of the Year Award
- Arkansas' Gatorade Player of the year in 2020 and 2021
- Won two state titles during her four year high school career
- Hit a buzzer beater to win the 2019 6A State Championship sophomore season


Opponent	Date	gs	min	Total		3-Pointers		Free throws		Rebounds				pf	a	t/o	blk	stl	pts	avg
				fg-fga	pct	3fg-fga	pct	ft-fga	pct	off	def	tot	avg							
TARLETON ST.	11/10/21	*	22	4-10	.400	1-5	.200	1-4	.250	0	5	5	5.0	4	0	1	1	1	10	10.0
ARK-PINE BLUFF	11/12/21		21	2-6	.333	1-2	.500	2-4	.500	4	2	6	5.5	3	1	2	1	1	7	8.5
Totals			43	6-16	.375	2-7	.286	3-8	.375	4	7	11	5.5	7	1	3	2	2	17	8.5

Games played: 2  
Minutes/game: 21.5  
Points/game: 8.5  
FG Pct: 37.5  
3FG Pct: 28.6  
FT Pct: 37.5

Rebounds/game: 5.5  
Assists/game: 0.5  
Turnovers/game: 1.5  
Assist/turnover ratio: 0.3  
Steals/game: 1.0  
Blocks/game: 1.0

### CAREER STATISTICS

CAREER STATISTICS			Total		3-Point		F-Throws		Rebounds											Scoring	
Season	gp-gs	min/avg	fg-fga	pct	fg-fga	pct	ft-fga	pct	off	def	tot	avg	pf	fo	ast	to	blk	stl	pts	avg	
2021-22	2-1	43/21.5	6-16	.375	2-7	.286	3-8	.375	4	7	11	5.5	7	0	1	3	2	2	17	8.5	
TOTAL	2-1	43/21.5	6-16	.375	2-7	.286	3-8	.375	4	7	11	5.5	7	0	1	3	2	2	17	8.5	



## 25 Destinee Oberg | Jr. | 6-3 | C | Burnsville, Minn. (John F. Kennedy HS)

### SEASON HIGHS

Points	N/A		
FG Made	N/A		
FG Att.	1	UAPB	11-12-21
3FG Made	N/A		
3FG Att.	N/A		
FT Made	N/A		
FT Att.	2	UAPB	11-12-21
Off. Reb.	N/A		
Def. Reb.	3	Tarleton	11-10-21
Rebounds	3	Tarleton	11-10-21
Assists	N/A		
Blocks	N/A		
Steals	N/A		
Minutes	7	Tarleton	11-10-21

### CAREER HIGHS

Points	4	@ Ole Miss	2-16-20*
FG Made	2	@ Vanderbilt	1-19-20
FG Att.	3	ULM	12-3-20*
3FG Made	N/A		
3FG Att.	N/A		
FT Made	2	@ Ole Miss	2-16-20
FT Att.	2	Maryland	11-29-20*
Off. Reb.	3	ULM	12-3-20
Def. Reb.	3	Tarleton	11-10-21*
Rebounds	6	ULM	12-3-20
Assists	2	UAPB	12-21-20*
Blocks	1	ULM	12-3-20*
Steals	1	Maryland	11-29-20
Minutes	12	UAPB	12-21-20*

Most Recent\*

### SEASON | CAREER SUPERLATIVES

Stat	'19-20	'20-21	'21-22	Career
Double Figure Pts	-	-	-	-
Double Figure Rebs	-	-	-	-
Double-Doubles	-	-	-	-
5 + Assists	-	-	-	-
5 + Blocks	-	-	-	-
5 + Steals	-	-	-	-
Led Team in Pts	-	-	-	-
Led Team in Reb	-	-	-	-
20 + Points	-	-	-	-

### NOTES

- Matched her career-high against Ole Miss, going for four points
- Scored her first four collegiate points against Vanderbilt
- Made her collegiate debut against UT Martin, recording a block in her four minutes played
- Despite missing her junior season with injury, Prospects Nation rated Oberg as a 4.5-star prospect, the No. 6 post player and No. 38 overall recruit in the nation for the 2019 class
- As a sophomore, Oberg and the Academy of Holy Angels played to a third-place finish at the state tournament
- She averaged 16.6 points, 9.9 rebounds, 2.5 assists and 2.1 steals per game that season

				Total		3-Pointers		Free throws		Rebounds										
Opponent	Date	gs	min	fg-fga	pct	3fg-fga	pct	ft-fa	pct	off	def	tot	avg	pf	a	t/o	blk	stl	pts	avg
TARLETON ST.	11/10/21	7		0-0	.000	0-0	.000	0-0	.000	0	3	3	3.0	1	0	0	0	0	0	0.0
ARK.-PINE BLUFF	11/12/21	6		0-1	.000	0-0	.000	0-2	.000	0	0	0	1.5	1	0	0	0	0	0	0.0
Totals		0	13	0-1	.000	0-0	.000	0-2	.000	0	3	3	1.5	2	0	0	0	0	0	0.0

Games played: 2  
Minutes/game: 6.5  
FG Pct: 0.0  
FT Pct: 0.0

Rebounds/game: 1.5

### CAREER STATISTICS

CAREER STATISTICS			Total		3-Point		F-Throws		Rebounds											Scoring	
Season	gp-gs	min/avg	fg-fga	pct	fg-fga	pct	ft-fa	pct	off	def	tot	avg	pf	fo	ast	to	blk	stl	pts	avg	
2019-20	8-0	28/3.5	3-6	.500	0-0	.000	2-2	1.000	1	4	5	0.6	3	0	0	3	1	0	8	1.0	
2020-21	12-0	71/5.9	4-9	.444	0-0	.000	1-4	.250	5	10	15	1.3	8	0	8	11	1	1	9	0.8	
2021-22	2-0	13/6.5	0-1	.000	0-0	.000	0-2	.000	0	3	3	1.5	2	0	0	0	0	0	0	0.0	
TOTAL	22-0	112/5.1	7-16	.438	0-0	.000	3-8	.375	6	17	23	1.0	13	0	8	14	2	1	17	0.8	


**30 Maryam Dauda | Fr. | 6-4 | F | Bentonville, Ark. (Bentonville HS)**

## SEASON HIGHS

Points	N/A
FG Made	N/A
FG Att.	N/A
3FG Made	N/A
3FG Att.	N/A
FT Made	N/A
FT Att.	N/A
Off. Reb.	N/A
Def. Reb.	N/A
Rebounds	N/A
Assists	N/A
Blocks	N/A
Steals	N/A
Minutes	N/A

## NOTES

- The 13th ranked player and top ranked post player in the ESPN HoopGurlz 2021 recruiting rankings at the time of her signing
- Consensus five star recruit out of Bentonville High School
- McDonald's All-American in 2021
- Naismith High School Player of the Year Semifinalist following her senior season
- Four-time All-Conference selection and three-time All-State selection
- Leading scorer, rebounder, and shot blocker in the history of Bentonville High School

## CAREER HIGHS

(Same as Season Highs)

## SEASON | CAREER SUPERLATIVES

Stat	'21-22	Career
Double Figure Pts	-	-
Double Figure Rebs	-	-
Double-Doubles	-	-
5 + Assists	-	-
5 + Blocks	-	-
5 + Steals	-	-
Led Team in Pts	-	-
Led Team in Reb	-	-
20 + Points	-	-

## CAREER STATISTICS



## 43 Makayla Daniels | Jr. | 5-8 | G | Frederick, Md. (Frederick HS)

### SEASON HIGHS

Points	15	Tarleton	11-10-21
FG Made	5	Tarleton	11-10-21
FG Att.	11	Tarleton	11-10-21
3FG Made	1	Tarleton	11-10-21
3FG Att.	4	UAPB	11-12-21*
FT Made	4	Tarleton	11-10-21
FT Att.	5	Tarleton	11-10-21
Off. Reb.	3	Tarleton	11-10-21
Def. Reb.	3	UAPB	11-12-21*
Rebounds	6	Tarleton	11-10-21
Assists	4	UAPB	11-12-21
Blocks	1	Tarleton	11-10-21
Steals	2	UAPB	11-12-21*
Minutes	21	UAPB	11-12-21*

### CAREER HIGHS

Points	27	Oral Roberts	11-14-19
FG Made	8	Florida	1-26-20*
FG Att.	15	Maryland	11-29-20
3FG Made	6	Oral Roberts	11-14-19
3FG Att.	9	@ Tennessee	1-7-21
FT Made	8	Belmont	11-20-19
FT Att.	10	Belmont	11-20-19
Off. Reb.	3	Tarleton	11-10-21*
Def. Reb.	9	Alabama	2-28-21
Rebounds	9	Alabama	2-28-21
Assists	7	@ SMU	12-9-20
Blocks	1	Tarleton	11-10-21*
Steals	5	Kansas State	12-7-19
Minutes	39	No. 8 TAMU	1-10-21

\*Most Recent

### NOTES

- Reached double figures in her NCAA Tournament debut, going for 11 points
- Nearly double-doubled against Alabama, going for 15 points and nine rebounds
- Scored 21 against No. 12 Maryland, her first 20+ point game of the season
- Dished a career-best six assists against UT Martin in 2019-20
- Had a career-high five steals against Kansas State in 2019-20
- Dropped 21 against Belmont in 2019-20
- Named SEC Freshman of the Week after standout performances against ORU and SB (11/19)
- Was sensational against ORU, going for a career-high 27 points

Opponent	Date	gs	min	Total		3-Pointers		Free throws		Rebounds							
				fg-fga	pct	3fg-fga	pct	ft-fa	pct	off	def	tot	avg	pf	a	t/o	blk
TARLETON ST.	11/10/21	*	21	5-11	.455	1-4	.250	4-5	.800	3	3	6	6.0	1	1	2	1
ARK-PINE BLUFF	11/12/21	*	21	2-6	.333	0-4	.000	1-1	1.000	2	3	5	5.5	3	4	0	0
Totals		2	42	7-17	.412	1-8	.125	5-6	.833	5	6	11	5.5	4	5	2	1

Games played: 2  
Minutes/game: 21.0  
Points/game: 10.0  
FG Pct: 41.2  
3FG Pct: 12.5  
FT Pct: 83.3

Rebounds/game: 5.5  
Assists/game: 2.5  
Turnovers/game: 1.0  
Assist/turnover ratio: 2.5  
Steals/game: 2.0  
Blocks/game: 0.5

### SEASON | CAREER SUPERLATIVES

Stat	'19-20	'20-21	'21-22	Career
Double Figure Pts	10	18	1	29
Double Figure Rebs	-	-	-	-
Double-Doubles	-	-	-	-
5 + Assists	3	2	-	5
5 + Blocks	-	-	-	-
5 + Steals	1	-	-	1
Led Team in Pts	3	1	1	5
Led Team in Reb	-	1	1	2
20 + Points	2	1	-	3

### CAREER STATISTICS

CAREER STATISTICS			Total		3-Point		F-Throws		Rebounds											Scoring	
Season	gp-gs	min/avg	fg-fga	pct	fg-fga	pct	ft-flt	pct	off	def	tot	avg	pf	fo	ast	to	blk	stl	pts	avg	
2019-20	32-32	716/22.4	107-216	.495	25-56	.446	60-77	.779	7	48	55	1.7	67	1	77	44	2	45	299	9.3	
2020-21	28-28	802/28.6	101-256	.395	44-120	.367	78-97	.804	9	74	83	3.0	75	2	61	43	4	41	324	11.6	
2021-22	2-2	42/21.0	7-17	.412	1-8	.125	5-6	.833	5	6	11	5.5	4	0	5	2	1	4	20	10.0	
TOTAL	62-62	1560/25.2	215-489	.440	70-184	.380	143-180	.794	21	128	149	2.4	146	3	143	89	7	90	643	10.4	




**55 Emrie Ellis | Fr. | 6-3 | F | Vanoss, Okla. | Vanoss HS**

## SEASON HIGHS

Points	6	UAPB	11-12-21
FG Made	3	UAPB	11-12-21
FG Att.	6	UAPB	11-12-21
3FG Made	N/A		
3FG Att.	1	UAPB	11-12-21
FT Made	N/A		
FT Att.	N/A		
Off. Reb.	2	UAPB	11-12-21
Def. Reb.	3	UAPB	11-12-21
Rebounds	5	UAPB	11-12-21
Assists	1	UAPB	11-12-21
Blocks	5	UAPB	11-12-21
Steals	N/A		
Minutes	16	UAPB	11-12-21

## CAREER HIGHS

(Same as Season Highs)

## NOTES

- No. 48 overall recruit in ASGR's 2021 recruiting rankings
- Named Ada News All-Area Co-Player of the Year in 2021 after leading Vanoss High School to the Class A State Final
- VYPE Top 100 in all four of her high school seasons
- Four-time Pontotoc County All-Conference
- Led the state of Oklahoma in rebounds & blocks in 2018

Opponent	Date	gs	min	Total		3-Pointers		Free throws		Rebounds				pf	a	t/o	blk	stl	pts	avg
				fg-fga	pct	3fg-fga	pct	ft-fga	pct	off	def	tot	avg							
TARLETON ST.	11/10/21		15	2-2	1.000	0-0	.000	0-0	.000	1	1	2	2.0	3	0	1	2	0	4	4.0
ARK-PINE BLUFF	11/12/21		16	3-6	.500	0-1	.000	0-0	.000	2	3	5	3.5	0	1	1	5	0	6	5.0
Totals		0	31	5-8	.625	0-1	.000	0-0	.000	3	4	7	3.5	3	1	2	7	0	10	5.0

Games played: 2  
 Minutes/game: 15.5  
 Points/game: 5.0  
 FG Pct: 62.5  
 3FG Pct: 0.0

Rebounds/game: 3.5  
 Assists/game: 0.5  
 Turnovers/game: 1.0  
 Assist/turnover ratio: 0.5  
 Blocks/game: 3.5

## SEASON | CAREER SUPERLATIVES

Stat	'21-22	Career
Double Figure Pts	-	-
Double Figure Rebs	-	-
Double-Doubles	-	-
5 + Assists	-	-
5 + Blocks	1	1
5 + Steals	-	-
Led Team in Pts	-	-
Led Team in Reb	-	-
20 + Points	-	-

## CAREER STATISTICS

Season	gp-gs	min/avg	Total		3-Point		F-Throws		Rebounds				pf	fo	ast	to	blk	stl	Scoring	
			fg-fga	pct	fg-fga	pct	ft-fa	pct	off	def	tot	avg							pts	avg
2021-22	2-0	31/15.5	5-8	.625	0-1	.000	0-0	.000	3	4	7	3.5	3	0	1	2	7	0	10	5.0
TOTAL	2-0	31/15.5	5-8	.625	0-1	.000	0-0	.000	3	4	7	3.5	3	0	1	2	7	0	10	5.0



**Marquesha Davis**  
Jr | 6-0 | G  
McGehee, Ark.




**Samara Spencer**  
Fr | 5-7 | G  
Fort Lauderdale, Fla.



**Elauna Eaton**  
Rfr | 6-0 | G  
Helena, Ark.



**Erynn Barnum**  
RJr | 6-2 | F  
Little Rock, Ark.



**Rylee Langerman**  
So | 5-9 | G  
Norman, Okla.



**Sasha Goforth**  
So | 6-1 | G  
Fayetteville, Ark.



**Ashlyn Sage**  
Fr | 6-2 | G  
Weatherford, Okla.



**Avery Hughes**  
Jr | 5-7 | G  
Bentonville, Ark.



**Amber Ramirez**  
RSr\* | 5-9 | G  
San Antonio, Texas



**Jersey Wolfenbarger**  
Fr | 6-5 | G/F  
Fort Smith, Ark.



**Destinee Oberg**  
Jr | 6-3 | C  
Burnsville, Minn.



**Maryam Dauda**  
Fr | 6-4 | F  
Bentonville, Ark.



**Makayla Daniels**  
Jr | 5-8 | G  
Frederick, Md.



**Emrie Ellis**  
Fr | 6-3 | F  
Vanoss, Okla.



**Mike Neighbors**  
Head Coach  
Fifth Season



**Todd Schaefer**  
Associate Head Coach  
Fifth Season



**Pauline Love**  
Assistant Coach  
Fifth Season



**Lacey Goldwire**  
Assistant Coach  
Third Season



**Amber Shirey**  
Director of Operations



**C'eira Ricketts**  
Director of SA Development



**Jeff Brazil**  
Special Assistant to the HC &  
Director of Video



**Simone Rush**  
Athletic Trainer



Official Basketball Box Score -- Game Totals -- Final Statistics  
Tarleton St. vs Arkansas  
11/10/21 7:00 pm at Fayetteville, AR



Tarleton St. 33 • 0-1,0-0 WAC

#	Player		Total		3-Ptr		Rebounds				PF	TP	A	TO	Blk	Stl	Min
			FG-FGA	FG-FGA	FT-FTA	Off	Def	Tot									
01	Lucy Benson	f	0-1	0-0	0-0	2	1	3	4	0	1	1	0	0	1	15	
00	Malaya Kendrick		3-11	0-0	0-0	0	10	10	3	6	0	1	0	1	28		
02	Iyana Dorsey	g	1-8	1-5	2-2	0	1	1	4	5	0	1	0	1	16		
23	Jurnee President	g	0-5	0-3	0-0	1	0	1	1	0	0	1	1	1	24		
25	Seynabou Thiam	*	3-5	0-0	0-0	0	1	1	0	6	1	2	4	1	17		
03	Crystal Smith		0-0	0-0	0-0	0	0	0	0	0	0	1	0	1	3		
04	Emily Cunningham		0-0	0-0	0-0	0	1	1	1	0	0	2	0	0	6		
05	Kaitlyn Guillory		0-0	0-0	0-0	0	0	0	0	0	0	0	0	0	4		
11	Mason Jones		0-0	0-0	0-0	0	0	0	1	0	1	4	0	0	7		
12	Jenna Dick		0-1	0-1	0-0	0	2	2	0	0	0	0	0	0	22		
21	Nya Mitchels		1-2	0-0	1-4	0	2	2	1	3	0	4	1	0	12		
22	Tyler Jackson		2-6	1-4	3-4	0	1	1	3	8	0	1	0	0	16		
31	Emilia Axelsson		0-2	0-1	1-2	0	0	0	1	1	0	1	0	0	9		
33	Marissa Escamilla		1-8	0-1	2-4	1	1	2	5	4	0	2	0	0	19		
41	Hannah Matthews		0-0	0-0	0-0	0	0	0	0	0	0	0	0	0	2		
Team						3	4	7				2					
Totals			11-49		2-15	9-16	7	24	31	24	33	3	23	6	5	200	
1st - FG %: 4-16 25.0% 2nd: 3-10 30.0% 3rd: 0-12 0.0% 4th: 4-11 36.4% Game: 11-49 22.4% Deadball																	
3FG %: 0-3 0.0% 1-2 50.0% 5-8 62.5% 1-5 20.0% 2-15 13.3% Rebounds																	
FT %: 0-0 0.0% 1-4 25.0% 5-8 62.5% 3-4 75.0% 9-16 56.3% 5																	

Arkansas 85 • 1-0,0-0 SEC

#	Player		Total		3-Ptr		Rebounds			PF	TP	A	TO	Blk	Stl	Min			
			FG-FGA	FG-FGA	FT-FTA	Off	Def	Tot											
04	Erynn Barnum	f	3-7	0-0	6-8	2	4	6	2	12	2	0	1	3	20				
13	Sasha Goforth		3-8	0-4	2-4	2	3	5	1	8	2	1	0	0	23				
23	Amber Ramirez	g	0-4	0-3	0-0	1	3	4	0	0	2	0	0	0	23				
24	Jersey Wolfenbarger		4-10	1-5	1-4	0	5	5	4	10	0	1	1	1	22				
43	Makayla Daniels	g	5-11	1-4	4-5	3	3	6	1	15	1	2	1	2	21				
01	Marquesha Davis		2-5	0-0	1-2	0	4	4	2	5	1	1	0	1	12				
02	Samara Spencer		5-6	2-2	0-2	0	3	3	3	12	2	2	0	1	17				
03	Elauna Eaton		2-4	2-4	5-5	0	2	2	2	11	0	1	0	1	16				
11	Rylee Langerman		1-2	0-0	0-0	2	0	2	0	2	3	1	0	0	12				
15	Ashlyn Sage		2-2	2-2	0-0	0	0	0	0	6	0	1	0	1	9				
22	Avery Hughes		0-1	0-0	0-0	0	0	0	0	0	1	0	0	0	3				
25	Destinee Oberg		0-0	0-0	0-0	0	3	3	1	0	0	0	0	0	7				
55	Emrie Ellis		2-2	0-0	0-0	1	1	2	3	4	0	1	2	0	15				
Team						3	2	5							200				
Totals				29-62		8-24		19-30		14	33	47	19	85	14	11	5	10	200
1st - FG %:		6-16	37.5%	2nd: 7-14	50.0%	3rd: 10-18	55.6%	4th: 6-14	42.9%	Game: 29-62		46.8%	Deadball						
3FG %:		3-9	33.3%	1-6	16.7%	3-6	50.0%	1-3	33.3%	9-24		33.3%	Rebounds						
FT %:		5-8	62.5%	6-11	54.5%	4-6	66.7%	4-5	80.0%	19-30		63.3%							

Officials: Kaz Beverly,Eric Baker,Cameron Inouye  
Technical fouls: Tarleton St.-None, Arkansas-None.  
Attendance: 2614  
2021-22 Women's Basketball. Round: 0. Arkansas vs Tarleton St.. Played at Bud

Score by periods	1st	2nd	3rd	4th	Total
Tarleton St.	8	8	5	12	33
Arkansas	20	21	27	17	85



Official Basketball Box Score -- Game Totals -- Final Statistics  
Ark.-Pine Bluff vs Arkansas  
11/12/21 12:00 pm at Fayetteville, AR



Ark.-Pine Bluff 53 • 0-2,0-0 SWAC

#	Player		Total		3-Ptr		Rebounds				PF	TP	A	TO	Blk	Stl	Min		
			FG	FGA	FG	FGA	FT	FTA	Off	Def								Tot	
23	Khadijah Brown	f	3	7	0	0	1	4	5	5	7	0	3	0	0	15			
01	Tyeisha Juhon	f	1	8	1	3	4	6	2	8	2	7	1	2	0	1	20		
03	Joyce Kennerson	g	2	9	1	2	4	0	7	7	3	9	0	3	0	0	29		
22	ShiCoriya Orr	g	0	3	0	1	0	0	1	1	0	0	1	3	0	1	16		
24	Bryana Langford	g	1	6	0	1	0	0	0	0	2	2	0	1	0	0	15		
02	Sade Hudson		5	12	0	2	5	0	6	6	1	15	0	1	0	0	28		
04	Kourtney Rittenberry		1	1	0	0	0	0	0	0	2	2	0	1	0	0	3		
05	Shekinah Rachel		2	5	1	2	0	0	6	6	2	5	0	1	0	0	19		
12	Marquita Cotten		0	0	0	0	0	0	0	0	0	0	0	1	0	0	3		
20	Timiya Guevara		0	2	0	0	0	1	1	2	2	0	0	3	0	1	20		
25	Kaila Walker		1	4	0	1	0	1	1	2	2	2	1	1	0	0	13		
32	Stephanie Okowi		0	1	0	0	2	1	1	2	2	2	0	1	0	0	4		
40	Morgan Christian		0	1	0	1	0	0	0	0	1	0	1	0	0	0	4		
54	Maya Peat		0	5	0	2	2	1	2	3	3	2	0	2	0	0	11		
Team							6	3	9				1						
Totals				16-64		3-15		18-25		17	34	51	27	53	4	24	0	3	200
1st - FG %:			5-19	26.3%	2nd: 2-14	14.3%	3rd: 2-18	11.1%	4th: 7-13	53.8%	Game: 16-64	25.0%	Deadball						
3FG %:			1-5	20.0%	0-2	0.0%	1-7	14.3%	1-1	100.0%	3-15	20.0%	Rebounds						
FT %:			2-2	100.0%	5-8	62.5%	6-7	85.7%	18-25	72.0%									
Advances 96 + 2,000 + 556																			

Arkansas 96 • 2-0,0-0 SEC

#	Player		Total		3-Ptr		Rebounds			PF	TP	A	TO	Blk	Stl	Min				
			FG-FGA	Def	FG-FGA	FT-FTA	Off	Def	Tot											
04	Erynn Barnum	f	6-8		1-1	2-2	2	4	6	2	15	1	1	2	4	18				
02	Samara Spencer		3-5		2-3	6-8	1	2	3	2	14	4	3	0	1	21				
13	Sasha Goforth		4-6		1-2	2-3	1	3	4	3	11	3	1	3	0	19				
23	Amber Ramirez		4-12		3-11	0-0	0	4	4	0	11	3	0	0	0	18				
43	Makayla Daniels	g	2-6		0-4	1-1	2	3	5	3	5	4	0	0	2	21				
01	Marquesha Davis		1-4		0-2	5-8	0	2	2	1	7	1	1	1	0	11				
03	Elauna Eaton		4-12		4-11	3-4	1	6	7	2	15	1	0	0	0	21				
11	Rylee Langerman		2-4		1-2	0-1	0	1	1	4	5	0	1	0	1	14				
15	Ashlyn Sage		0-3		0-3	0-0	1	2	3	1	0	1	0	0	0	7				
22	Avery Hughes		0-2		0-1	0-0	0	0	0	1	0	0	0	0	0	7				
24	Jersey Wolfenbarger		2-6		1-2	2-4	4	2	6	3	7	1	2	1	1	21				
25	Destinee Oberg		0-1		0-0	0-2	0	0	0	1	0	0	0	0	0	6				
55	Emrie Ellis		3-6		0-1	0-0	2	3	5	0	6	1	1	5	0	16				
Team							1	1	2											
Totals					31-75		13-43		21-33		15	33	48	23	96	20	10	12	9	200
1st - FG %: 7-19 36.8%      2nd: 9-20 45.0%      3rd: 8-18 44.4%      4th: 7-18 38.9%      Game: 31-75 41.3%      Deadball																				
3FG %: 3-12 25.0%      4-11 36.4%      2-10 20.0%      4-10 40.0%      13-43 30.2%      Rebounds																				
FT %: 1-1 100.0%      9-15 60.0%      9-10 90.0%      2-7 28.6%      21-33 63.6%      5																				
Officials: Natoshia Harris William Smith Brian Entlerline																				

Officials: Natosha Harris,William Smith,Bryan Enterline  
Technical fouls: Ark.-Pine Bluff-None, Arkansas-None.  
Attendance: 2425  
2021-22 Women's Basketball. Round: 0. Ark.-Pine Bluff vs Arkansas. Played at B

Score by periods	1st	2nd	3rd	4th	Total
Ark.-Pine Bluff	13	9	10	21	53
Arkansas	18	31	27	20	96