



# RAZORBACKS

Mario Bravante | Associate Director of Communications  
E: bravante@uark.edu | Arkansas Razorbacks.com

## 2021-22 WOMEN'S BASKETBALL

### SCHEDULE

Date	Opponent	Time	TV/RESULT
Nov. 5	UAFS (Exh.)	6 p.m.	W, 114-55
Nov. 10	Tarleton State	7 p.m.	W, 85-33
Nov. 12	UAPB	12 p.m.	W, 96-53
Nov. 14	@ #2 UConnS	12 p.m.	L, 95-80
Nov. 19	@ Arkansas State	7 p.m.	W, 94-71
Nov. 22	SMU	7 p.m.	W, 65-58
Nov. 27	Sam Houston	2 p.m.	W, 92-66
Nov. 28	Belmont	7 p.m.	W, 83-63
Dec. 2	@ UCF	5 p.m.	L, 52-51
Dec. 5	Cal	1 p.m.	SECN+
Dec. 9	Jackson State	7 p.m.	SECN+
Dec. 12	Little Rock	4 p.m.	SEC Network
Dec. 18	Central Arkansas!	1 p.m.	-
Dec. 21	Creighton	1 p.m.	SECN+
Dec. 30	@ Ole Miss*	6 p.m.	SECN+
Jan. 2	Tennessee*	12 p.m.	SECN/ESPN2
Jan. 6	@ Vanderbilt*	7:30 p.m.	SEC Network
Jan. 9	Missouri	2 p.m.	SECN+
Jan. 16	South Carolina*	2 p.m.	SECN/ESPN2
Jan. 20	@ Alabama*	8 p.m.	SEC Network
Jan. 23	Mississippi State*	3 p.m.	SEC Network
Jan. 27	LSU*	7:30 p.m.	SEC Network
Jan. 31	@ Tennessee*	6 p.m.	SEC Network
Feb. 3	@ Texas A&M*	8 p.m.	SEC Network
Feb. 10	Auburn*	7 p.m.	SECN+
Feb. 13	@ Missouri*	2 p.m.	SECN+
Feb. 17	@ Florida*	5 p.m.	SECN+
Feb. 20	Kentucky*	1 p.m.	SEC Network
Feb. 24	Georgia*	7 p.m.	SECN+
Feb. 27	@ Mississippi State*	5 p.m.	SEC Network

!- at Simmons Bank Arena | S - XL Center  
\*-SEC Contest | @ SEC Tournament | All Times CT

### 9 ARKANSAS VS CAL | DECEMBER 5 | SEC NETWORK+

SERIES	ARKANSAS (6-2, 0-0)	CAL (6-1, 0-0)
Overall	2-2	
Fayetteville	0-0	
Away	1-2	
Neutral	1-0	
Last	L, 84-80, 11/24/20	

ARKANSAS (6-2, 0-0)	CAL (6-1, 0-0)
PTS / GAME	80.8
PTS ALLOWED / GAME	61.4
FG	.432
FG DEFENSE	.388
3-PT FG	.323
3-PT FG DEFENSE	.259
REB / GAME	39.2
REB ALLOWED / GAME	38.5
LEADING SCORER	Daniels, 11.9
LEADING REBOUNDER	Barnum, 6.1
LEADER IN ASSISTS	Daniels, 3.4
HEAD COACH	Mike Neighbors
ARKANSAS RECORD	84-52 (5)
CAREER RECORD	182-93 (9)



### NEIGHBORHOOD WATCH

- Eight games into the young season, Arkansas is 6-2, and has won four of its last five.
- Most recently, Arkansas dropped a heartbreaker to a good UCF team on the road, 52-51.
- Arkansas had its chances to win it, but UCF scored with eight seconds left to close it out.
- Sasha Goforth was special late, scoring five of the last seven points for the Hogs, and nearly tallying the game-winning assist.
- She finished the game against UCF with 11, her second straight game reaching double-figures.
- Makayla Daniels was stellar in the game, going for 18 points and 6 boards, both team-highs.
- It was Daniels' fourth game already this season with at least 15 points and five rebounds.
- Daniels has really started to round into form - through eight games, Daniels leads the team in scoring (11.9 PPG), assists (3.4 APG), and steals (1.9 SPG), and is second in rebounding (5.8).
- Erynn Barnum has been great, showcasing her ability to do a little bit of everything.
- Eight games into the season, she's averaging 11.5 PPG, 6.1 RPG, 1.6 SPG, 1.3 APG.
- Barnum has scored 15+ in four of eight starts this season. For context, before this season, Barnum had only scored more than 15 points in two games.
- Freshman Jersey Wolfenbarger has started to find her footing, as she went for double-figures against both Sam Houston (16) & Belmont (10) last week.

### PICK YOUR POISON

- The Hogs' offensive philosophy is centered around "making opponents wrong".
- With the plethora of weapons Neighbors has on this team, that is happening nightly.
- Makayla Daniels (11.9 PPG) leads the way, but four other Hogs - Erynn Barnum (11.5 PPG) Samara Spencer (10.8 PPG), Amber Ramirez (10.3 PPG) and Sasha Goforth (10.0 PPG) - are also averaging double-figures.
- Freshman Jersey Wolfenbarger (7.5 PPG) is also providing a scoring punch off the bench.
- Barnum (x3), Daniels (x3), and Ramirez (x2) have all been the top scorer at least twice this season, while Elauna Eaton led the way against UAPB with 15.
- Daniels (22 vs. AState) and Ramirez (20 @ UConn) are the only Hogs to hit 20 points this season.

### FOLLOW, WATCH & LISTEN



@RAZORBACKWBB

Broadcast: SEC Network+  
PxP: Brett Dolan  
Analyst: Matt Zimmerman

### Razorback Sports Network from IMG (Radio)

Phil Elson - <http://143.223.155.160/audio>  
Fayetteville - KQSM-FM-92.1 /// KYNG-AM - 1590\*  
Fort Smith - KFPW-AM-1230 /// KHGG-AM-1580\*  
Rogers - KURM-AM-790 /// FM-100.3  
\*If there are conflicts on the FM station



## 2021-22 ROSTER @RAZORBACKWBB

### NUMERICAL

NO.	NAME	POS	HT	CL	HOMETOWN/PREVIOUS SCHOOL	TWITTER
1	Marquesha Davis	F	6-0	Jr	McGehee, Ark./Springdale HS	@MarqueshaDavis
2	Samara Spencer	G	5-7	Fr	Fort Lauderdale, Fla./St. Thomas Aquinas HS	@samaraaspencher
3	Elauna Eaton	G	6-0	RFr	Helena, Ark./Nettleton HS	@ElaunaEaton23
4	Erynn Barnum	F	6-2	RJr	Little Rock, Ark./LR Central HS	@erynnbee_
11	Rylee Langerman	G	5-9	So	Norman, Okla./Christian Heritage HS	@rylang2
13	Sasha Goforth	G	6-1	So	Fayetteville, Ark./Fayetteville HS/Oregon State	@goforthsasha
15	Ashlyn Sage	G	6-2	Fr	Weatherford, Okla./Weatherford HS	@AshlynSage15
22	Avery Hughes	G	5-7	Jr	Bentonville, Ark./Bentonville HS	@averyhughes00
23	Amber Ramirez	G	5-9	RSr*	San Antonio, Texas/Wagner HS/TCU	@yungram_
24	Jersey Wolfenbarger	G/F	6-5	Fr	Fort Smith, Ark./Northside HS	@JerseyWolf4
25	Destinee Oberg	C	6-3	Jr	Burnsville, Minn./John F. Kennedy HS	@Destineeoberg
30	Maryam Dauda	F	6-4	Fr	Bentonville, Ark./Bentonville HS	@Maryamdauda30
43	Makayla Daniels	G	5-8	Jr	Frederick, Md./Frederick HS	@MakaylaDaniels5
55	Emrie Ellis	F	6-3	Fr	Vanoss, Okla./Vanoss HS	@EllisEmrie

Title	Name	Year	Alma Mater
Head Coach	Mike Neighbors	5th Season	Arkansas, 1993
Associate Head Coach	Todd Schaefer	5th Season	Thomas More College, 1995
Assistant Coach	Pauline Love	5th Season	Southern Miss, 2010
Assistant Coach	Lacey Goldwire	3rd Season	Washington, 2017
Director of Operations	Amber Shirey	34th Season	Arkansas, 1992
Special Assistant to the HC	Jeff Brazil	15th Season	Arkansas, 2010
Dir. of Student-Athlete Devel.	C'eira Ricketts	5th Season	Arkansas, 2015

### BY STATE

<b>ARKANSAS</b>	
Erynn Barnum	Little Rock
Maryam Dauda	Bentonville
Marquesha Davis	McGehee
Elauna Eaton	Helena
Sasha Goforth	Fayetteville
Avery Hughes	Bentonville
Jersey Wolfenbarger	Fort Smith
<b>FLORIDA</b>	
Samara Spencer	Fort Lauderdale
<b>MARYLAND</b>	
Makayla Daniels	Frederick
<b>MINNESOTA</b>	
Destinee Oberg	Burnsville
<b>OKLAHOMA</b>	
Emrie Ellis	Vanoss
Rylee Langerman	Norman
Ashlyn Sage	Weatherford
<b>TEXAS</b>	
Amber Ramirez	San Antonio

### ELIGIBILITY

Seniors (1)	Juniors (5)	Sophomores (2)	Freshmen (6)
Amber Ramirez	Erynn Barnum	Sasha Goforth	Maryam Dauda
	Makayla Daniels	Rylee Langerman	Elauna Eaton
	Marquesha Davis		Emrie Ellis
	Avery Hughes		Ashlyn Sage
	Destinee Oberg		Samara Spencer
			Jersey Wolfenbarger

### ALPHABETICAL

NO.	NAME	POS	HT	CL	HOMETOWN/PREVIOUS SCHOOL
4	Erynn Barnum	F	6-2	RJr	Little Rock, Ark./LR Central HS
43	Makayla Daniels	G	5-8	Jr	Frederick, Md./Frederick HS
30	Maryam Dauda	F	6-4	Fr	Bentonville, Ark./Bentonville HS
1	Marquesha Davis	G	6-0	Jr	McGehee, Ark./Springdale HS
3	Elauna Eaton	G	6-0	RFr	Helena, Ark./Nettleton HS
55	Emrie Ellis	F	6-3	Fr	Vanoss, Okla./Vanoss HS
13	Sasha Goforth	G	6-0	So	Fayetteville, Ark./Fayetteville HS
22	Avery Hughes	G	5-7	Jr	Bentonville, Ark./Bentonville HS
11	Rylee Langerman	G	5-9	So	Norman, Okla./Christian Heritage HS
25	Destinee Oberg	C	6-3	Jr	Burnsville, Minn./John F. Kennedy HS
23	Amber Ramirez	G	5-9	RSr*	San Antonio, Texas/Wagner HS/TCU
15	Ashlyn Sage	G	6-2	Fr	Weatherford, Okla./Weatherford HS
2	Samara Spencer	G	5-7	Fr	Fort Lauderdale, Fla./St. Thomas Aquinas HS
24	Jersey Wolfenbarger	G	6-5	Fr	Fort Smith, Ark./Northside HS

### FA-NETIK

#### PRONUNCIATIONS

- 1 Mar-QWEE-Shuh
- 2 Suh-MARE-uh
- 30 DOW-duh
- 55 em-REE

## SOUTHEASTERN CONFERENCE STANDINGS (AS OF 12/4/21)

	Conference				Overall					
	W-L	Pct.	H	A	W-L	Pct.	H	A	N	Strk
Georgia	0-0	.000	0-0	0-0	7-0	1.000	4-0	1-0	2-0	W7
Missouri	0-0	.000	0-0	0-0	8-0	1.000	5-0	2-0	1-0	W8
South Carolina	0-0	.000	0-0	0-0	9-0	1.000	4-0	2-0	3-0	W9
Tennessee	0-0	.000	0-0	0-0	7-0	1.000	4-0	1-0	2-0	W7
Texas A&M	0-0	.000	0-0	0-0	8-0	1.000	5-0	0-0	3-0	W8
Ole Miss	0-0	.000	0-0	0-0	7-1	.875	5-1	1-0	1-0	W7
LSU	0-0	.000	0-0	0-0	6-1	.867	3-1	1-0	2-0	W5
Mississippi State	0-0	.000	0-0	0-0	6-1	.867	5-0	0-0	1-1	W1
Kentucky	0-0	.000	0-0	0-0	5-1	.833	4-0	0-1	0-0	W2
Alabama	0-0	.000	0-0	0-0	7-2	.778	7-1	0-0	0-1	W5
Arkansas	0-0	.000	0-0	0-0	6-2	.750	5-0	1-2	0-0	L1
Florida	0-0	.000	0-0	0-0	6-3	.667	3-0	0-2	4-1	L1
Auburn	0-0	.000	0-0	0-0	4-3	.571	3-2	1-1	0-0	W2
Vanderbilt	0-0	.000	0-0	0-0	5-4	.556	4-1	0-1	1-2	W1

2022 SEC Preseason Media Poll		2022 SEC Preseason Coaches' Poll	
1.	South Carolina	1.	South Carolina
2.	Tennessee	2.	Texas A&M
3.	Texas A&M	3.	Tennessee
4.	Kentucky	4.	Georgia
5.	Georgia	5.	Kentucky
6.	<b>Arkansas</b>	6.	Ole Miss
7.	LSU	7.	<b>Arkansas</b>
8.	Ole Miss	8.	LSU
9.	Mississippi State	9.	Mississippi State
10.	Alabama	10.	Missouri
11.	Missouri	11.	Florida
12.	Florida	12.	Alabama
13.	Auburn	13.	Auburn
14.	Vanderbilt	14.	Vanderbilt

### THREE, FREE & CLEAN

- Some of Arkansas' players may have changed, but Head Coach Mike Neighbors' offensive philosophy has not.
- The Hogs continue to get a large share of their points from the three point and free throw lines, while also taking care of the basketball.
- The Razorbacks rarely give the ball away, as their 10.9 turnovers per game is the fifth-best mark in the nation.
- The Hogs are also getting to the line a ton, as their 183 free throws attempted through seven games is the ninth-most in the nation.
- Arkansas has made 122 of those attempts, which is good for 12th-most in the nation.
- From beyond, Arkansas is back in the top-20 nationally, as they have hit 70 threes so far this season, 15th-most in the NCAA.
- The Hogs' 217 three-point attempts this season is the 10th-highest clip in the NCAA.

### "FRESHMAN READY"

- Three weeks into the season, it has already become obvious that a few first-year Hogs are, as Coach Neighbors says, "Freshman Ready".
- The charge has been led by Samara Spencer and Jersey Wolfenbarger, two freshmen that have already won SEC Freshman of the Week honors.
- Spencer won hers following week one of the season, as she averaged 11.3 points, 2.0 rebounds, 2.7 assists and 1.0 steals per game in three contests against Tarleton State, UAPB and Then-No. 2 UConn.
- Spencer is currently third on the team in scoring, at 10.8 PPG, and it appears she has a hold on the team's fifth starting spot.
- Wolfenbarger, meanwhile, was the most recent recipient of the award, taking home the hardware following a two-game-in-two-day stretch against Sam Houston and Belmont in which she averaged 13 points, 3.5 boards, 1.5 assists and 0.5 steals per game.
- The 6-5 freshman guard is starting to find her footing, and her 16-pointing outing against Sam Houston, in which she made five of her eight shots, and three of her four threes, is evidence of that.
- Though she hasn't won any SEC awards, freshman forward Emrie Ellis is also making her mark. She scored 15 points last weekend, dropping a career-best eight on Sam Houston and seven more on Sam Houston.
- Despite playing only 13 minutes per game, Ellis also leads the Hogs in blocks, with 14 of them. She has blocked multiple shots in four of her eight games played this season, including a season-best five in the UAPB game, the most by a freshman since 2014 when Jessica Jackson did it.

### LAST TIME OUT

- Arkansas Women's Basketball dropped a heartbreaker on Thursday night inside Addition Financial Arena, falling on the road to UCF, 52-51.
- The game was a defensive struggle all night long, but the whistle was the difference - the Golden Knights made 19 of their 28 free throws, whereas Arkansas made six out of eight.
- Makayla Daniels was excellent in the loss, going for a game-high 18 points on an efficient 5-10 shooting. She also added a team-high six boards and a game-high three steals. Sasha Goforth was the only other Hog to reach double-figures, going for 11.
- This game came right down to the wire, and the Hogs were up against it late. Goforth showed her clutch ability in this one, first hitting a big-time three ball from the corner to cut the UCF lead to just one. Following a two-pointer from UCF, Daniels stepped to the line and calmly knocked down two free throws, trimming the lead to just one.
- With the Golden Knights up 50-49, Goforth came up huge again, putting up a floater with her left hand that went down with just 15 seconds left. UCF would respond though, as Diamond Battles hit what turned out to be the game winner with just eight seconds left. Arkansas would get another chance, but the Hogs would turn it over just before the buzzer sounded.
- Daniels continues to be a monster on the glass, going for six more rebounds.
- Elauna Eaton and Jersey Wolfenbarger hit big shots in this one off the bench, going for three and six points, respectively.
- Erynn Barnum was also good on the glass, hauling in three rebounds.

# HOGS STAYING HOME



- ERYNN BARNUM**  
 RJR. | F | LITTLE ROCK, ARKANSAS
- MARQUESHA DAVIS**  
 JR. | G | MCGEEHEE, ARKANSAS
- AVERY HUGHES**  
 JR. | G | BENTONVILLE, ARKANSAS
- ELAUNA EATON**  
 RFR. | G | HELENA, ARKANSAS
- SASHA GOFORTH**  
 SO. | G | FAYETTEVILLE, ARKANSAS
- JERSEY WOLFENBARGER**  
 FR. | G/F | FORT SMITH, ARKANSAS
- MARYAM DAUDA**  
 FR. | F | BENTONVILLE, ARKANSAS

→ Erynn Barnum, now a redshirt junior, is the oldest of the Arkansas bunch. After an extremely successful season coming off the bench, she is poised to breakout.

→ Junior Marquesha Davis showed how good she could be in Arkansas' monster wins over both Baylor and UConn. She put up eight points, four rebounds and four steals against Baylor, while going for seven points, three boards and several huge stops against Paige Bueckers in the win over the Huskies.

→ Junior Avery Hughes of Bentonville, who was the first walk-on of the Neighbors era at Arkansas, was recently put on scholarship.

→ Coming off an ACL tear, redshirt freshman Elauna Eaton is set to make her debut for Neighbors & Co. in 2021-22. The scoring guard was highly touted out of Nettleton High School, ranked as a five-star player and as the No. 37 player in the class of 2020.

→ Transferring in this season, sophomore, and former McDonald's All-American, Sasha Goforth retruns home to Fayetteville and will make an immediate impact. The All-Freshman Pac-12 player brings her versatile game to Arkansas, and will be immediately eligible.

→ Freshman Jersey Wolfenbarger arrives on the Hill as perhaps the most highly touted player in the program's history. The 6-5 wing ranked No. 7 in the 2021 Hoopguriz rankings was the Arkansas Gatorade Player of the Year twice in a row, and earned a spot on the gold medal winning U19 FIBA World Cup squad.

→ Not far behind her, though, is fellow freshman Maryam Dauda. Dauda, like Wolfenbarger was a McDonald's All-American and Jordan Brand Classic Invitee. Dauda is currently rehabing a torn ACL.



## THE SPLASH SISTER

- Now entering her third season at Arkansas, Amber Ramirez starts the 2021–22 season as the leader of the Razorbacks.
- The Splash Sister is up to the task – Ramirez finished the season last year averaging 13.5 points per game on 43 percent shooting.
- The coaches in the league took notice, as Ramirez was named to the Preseason All–SEC Second Team.
- The honor was the first from the league office in her career, and she was the only Hog to be placed on either of the preseason teams.
- Ramirez is a big game player, and that showed up once again in Arkansas’ loss to UConn.
- After struggling to start her COVID senior season, Ramirez broke out against UConn, going for 20 points in the game.
- That mark led the team. She also hit three of her six long balls.
- Ramirez’s averages in the seven game she’s played against top–5 teams while on the Hill are up over her normal averages: 17.3 PPG on 46.9 percent from the field and 50 percent from long range.

## MONEY MAK

- Junior guard Makayla Daniels is set for an expanded role in her third season on the Hill.
- Daniels has yet to miss a start since arriving in Fayetteville – she’s started 68 straight games, including eight starts this season.
- Against the Red Wolves, Daniels became the first Razorback with a 20+ point, 8+ rebound and 5+ assist game since Malica Monk had one against Samford in 2017 (21–9–6, 11/12/17).
- She showed off her versatile game against UCF, too, putting up 18 points on 50 percent shooting, while pulling down six boards.

## DEPTH ON DEPTH ON DEPTH

- A year after playing a shorter rotation, Coach Neighbors will have plenty of chess pieces to use during the 2021–22 season.
- Makayla Daniels and Amber Ramirez will retain their starting spots, but from there, the depth chart becomes very competitive.
- The guard rotation will be good for the Hogs once again, as Elauna Eaton, Rylee Langerman and Samara Spencer will all have an opportunity to secure playing time.
- Eaton, the former five–star recruit, has made an immediate impact in her first season playing as a Hog, averaging 5.4 points per game, hitting 35 percent of her long balls.
- Langerman, meanwhile, brings a rugged presence to the backcourt, as she will rebound and defend with the best guards in the league this season. She showed her all around ability in

## WHAT’S HE SAYIN’?

Trying to figure out what Coach Neighbors is saying on the bench? Don’t worry – he has a language all his own.

Coach Neighbors plays Positionless Basketball. Instead of having guards, forwards and centers, he has Rabbits, Rackers, Locks and Dragons.



Rabbits run the floor and look to score quickly with a layup.



Rackers bring the ball up the floor, and are trying to get to the rack.



Locks, generally good three–point shooters, are trying to win the race to the corners.



The Dragon is the last player down the court, dragging behind the others.

the AState win, going for eight points, six boards, three assists and three steals.

→ The only guard on the team that can match Daniels’ speed, Spencer’s ability to get to the cup has been on display already, as her 10.8 PPG is good for third on the team.

→ On the wing, the Hogs are stacked: Sasha Goforth, Marquesha Davis and Jersey Wolfenbarager will all vie for serious minutes.

→ Goforth been a big addition, as she is averaging 10.0 points, 4.5 rebounds, 2.1 assists and 1.4 blocks per game so far this season.

→ Davis flashed frequently during her sophomore season, showing herself to be a capable scorer and a lockdown wing defender.

→ Wolfenbarager, meanwhile, is one of the more unique players in the country already. At 6–5, she’s as big as most post players, but brings guard skills along with that size.

→ Down low, Erynn Barnum has a hold on the starting spot. She is an explosive scorer with an unorthodox game. She can also block shots.

→ Emrie Ellis, meanwhile, is a great playmaker and shooter as a big. While her impact early is not always reflected in the box score, Ellis does lead Arkansas in blocks, with 14 of them.

→ The wild card of the group is Maryam Dauda – the McDonald’s All–American is a menacing presence down low, standing 6–4. She can do it all – shoot, run the floor and block and alter shots of those that come into the lane.

## OUR RECORD WHEN ...

Overall .....	6–2
Home / Away / Neutral .....	5–0/1–2/0–0
SEC .....	0–0
Home / Away .....	0–0/0–0
White Uniforms .....	5–1
Cardinal Uniforms .....	1–1
Anthracite Uniforms .....	0–0

### LEADS/QUARTERS/HALFTIME/OT

Leading after the 1st quarter .....	5–1
Leading after the 2nd quarter/Half .....	6–1
Leading after the 3rd quarter .....	6–1
Leading at the half, home .....	5–0
Leading at the half, road/neutral .....	1–1
Tied at the half, home .....	0–0
Tied at the half, road/neutral .....	0–0
Games decided by 5 points or fewer .....	0–1
Games decided by 10 points or fewer .....	1–1
Leading with 5:00 left .....	6–0
Leading with 2:00 left .....	6–0
Overtime games .....	0–0

### OFFENSE

Scoring less than 70 points .....	1–1
Scoring 70–79 points .....	0–0
Scoring 80–89 points .....	2–1
Scoring 90–99 points .....	3–0
Scoring 100+ points .....	0–0
2 Players Or Less in Double Figures .....	0–1
3 Players in Double Figures .....	1–1
4 Players in Double Figures .....	2–0
5 Players in Double Figures .....	1–0
5+ Players in Double Figures .....	2–0
When shooting 50 percent or higher .....	1–0
When shooting less than 50 percent .....	5–2

### REBOUNDING/TURNOVERS

When outrebounding opponent .....	3–0
When outrebounded .....	2–2
When rebounds are even .....	1–0
When grabbing 10+ offensive reb .....	5–2
When forcing 15+ turnovers .....	6–0
When committing less than 15 turnovers .....	5–2
When committing 15+ turnovers .....	1–0

### Top Scorers (Includes Ties)

Daniels .....	TSU, ASU, UCF
Barnum .....	UAPB, SMU, Belmont
Eaton .....	UAPB
Ramirez .....	UConn, Sam Houston

### Top Rebounders (Includes Ties)

Daniels .....	TSU, ASU, UCF
Barnum .....	TSU, UConn, SMU, Belmont, UCF
Eaton .....	UAPB
Goforth .....	Sam Houston

### Months

November .....	6–1
December .....	0–1

**OFFENSE**

Scored 110+ ----- 110, vs. Providence (11-16-98)  
 Scored 100+ points at home ----- 105, vs. UCA (12-13-20)  
 Scored 100+ points on the road ----- 108, at Ole Miss (2-16-20) | 108, Baylor (3-6-91)  
 Scored 90-99 points ----- 92, Sam Houston (11-27-21)  
 Scored 90+ points at home ----- 92, Sam Houston (11-27-21)  
 Scored 90+ points on the road ----- 94, at Arkansas State (11-19-21)  
 Scored 80-89 points ----- 83, Belmont (11-28-21)  
 Scored 80-89 points at home ----- 83, Belmont (11-28-21)  
 Scored 80-89 points on the road ----- 80, at No. 2 UConn (11-14-21)  
 Was held to 50-59 ----- 51, @ UCF (12-2-21)  
 Was held to 49-40 ----- 42 at No. 9 South Carolina (1-25-18)  
 Was held to 39-20 ----- 34, at LSU, 2-7-19  
 Was held to 20 or less ----- N/A  
 Made 40+ field goals ----- 40, vs. UCA (12-13-20)  
 Made 17+ three-point field goals ----- 19, Alabama (2-28-21)  
 Made 10+ three-point field goals ----- 10, Belmont (11-28-21)  
 Did not make 3-pointer (since 1986) ----- 0-10, at LSU, 2-7-19  
 Made 30 free throws ----- 30 (30-39), No. 4 Baylor (12-6-20)  
 Made 25 free throws ----- 25 (25-33), Ole Miss (2-19-21)  
 Shot 50-59 or better ----- 56.3, Ole Miss (2-19-21)  
 Shot 60 or better ----- .644 (38-59) at Ole Miss (2-16-20)  
 Held to less than 30 ----- 26.5 (13-49), at LSU, 2-7-19  
 Held to less than 20 ----- .182 (10-55) vs. No. 6/7 Tennessee (1-8-12; L, 38-69)  
 Had 20 or more assists in a game ----- 22, vs. UCA (12-13-20)

**DEFENSE**

Allowed 100 points ----- 104, at No. 4 South Carolina  
 Allowed 80-99 points ----- 95, at No. 2 UConn (11-14-21)  
 Held opponent to 40-49 points ----- 47, at SMU (12-9-20)  
 Held opponent to 39-30 ----- 33, Tarleton State, (11-10-21)  
 Held an SEC opponent under 50 points in 3 cons. games ----- 47, Auburn (1-29-15)  
 ----- W, 52-47; 42, Alabama (2-1-15, W, 53-42); #24/21 Georgia (2-9-15, W, 54-48)  
 Held opponent to 29 points or less ----- 23, Binghamton, 11-30-13  
 Held an opponent under 15 points in a half ----- 12, vs. UCA (12-13-20)  
 Held an opponent to 2 points in a quarter ----- 2, vs. UCA (12-13-20)  
 Held opponent under 15 field goals ----- 14, Houston Baptist, 12-28-16  
 Held opponent to less than 30 percent shooting ----- 25.0 (16-64), UAPB (11-12-21)  
 Held opponent to less than 20 percent shooting ----- 19.7 (13-66), vs. Northwestern State (12-15-19)  
 Held opponent under 15 percent from 3-point ----- 13.3, Tarleton State (11-10-21)  
 Opponent did not make a 3-pointer ----- 0, Tulsa (12-11-19)  
 Had 70+ rebounds ----- 74, Mississippi Valley State (11-24-89)  
 Had 60-69 rebounds ----- 64, Prairie View A&M (12-16-18)  
 Had 50-59 rebounds ----- 53, Oral Roberts (11-25-20)  
 Had 10 or more blocked shots in a game ----- 12, UAPB (11-12-21)  
 Had 20 or more steals in a game ----- 20, ORU (11-13-13)  
 Had 15 or more steals in a game ----- 18, vs. UT Martin (12-29-19)  
 Forced 25+ Turnovers in a game ----- 29, Oral Roberts (11-25-20)

**OTHER**

Won an overtime game ----- 85-81, at Missouri, (2-2-20)  
 Lost an overtime game ----- Florida (71-66), 1-28-16  
 Won a double overtime game ----- 73-72, vs. Florida (1-29-12)  
 Lost a double overtime game ----- N/A  
 Won a triple overtime game ----- 91-80 Win in 3OT, 2-10-13, at Alabama  
 Played consecutive OT games ----- 1-24-16 at Auburn (lost); 1-28-16 vs Florida (lost)  
 Won regular season tournament ----- Bahamas Hoopfest (Nassau, Bahamas, Nov. 29-28, 2019)  
 Defeated ranked team ----- vs. No. 24 Mississippi State (2-11-21)  
 Defeated a ranked team on the road --- 57-53, at #19/18 LSU, 2-23-14; 77-76, #17/16 Iowa (Las Vegas), 12-18-14  
 All-time SEC win streak ----- 8 games (1-15-12: Auburn through 2-15-12: at Auburn)  
 All-time SEC home win streak ----- 5 games (1-15-12: Auburn -- 2-9-12: S. Carolina)  
 ----- 5 games (1-14-21: Florida -- 2-28-21: Alabama)

**A RAZORBACK PLAYER ...**

Scored 20-24 points ----- 22, Makayla Daniels, at Arkansas State (11-19-21)  
 Scored 25-29 points ----- 29, Destiny Slocum, at LSU (2-21-21)  
 Scored 30+ points ----- 35, Amber Ramirez, Alabama (2-28-21)  
 Scored 40+ points ----- 41, Chelsea Dungee vs Auburn (2-10-19)  
 Scored 20+ points 10 times in a season ----- Chelsea Dungee (20x | 2018-19)  
 ----- Chelsea Dungee (11x | 2019-20)  
 ----- Chelsea Dungee (17x | 2020-21)  
 Double figures in 15 cons games (Season) ----- Jessica Jackson, 11/11/16, LSU 1-8-17  
 ----- Chelsea Dungee, 26 games, (2018-19 & 2019-20)  
 ----- Chelsea Dungee, 31 games, (2019-20 & 2020-21)  
 Five players scored double figures in 1 game ----- UAPB (11-12-21)  
 ----- Barnum 15, Eaton, 15, Spencer 14, Goforth 11, Ramirez 11  
 Five Starters In Double Figures ----- FGCU, 11-28-20  
 ----- Dungee 25, Daniels 15, Ramirez 12, Slocum 12, Thomas 11  
 Seven players scored in double figures in 1 game ----- vs. Northwestern State, 11-9-18  
 ----- (Tolfree, Gaulden, Monk, Thomas, Doumbia, Dungee, Williams)  
 Made 10+ field goals in a game ----- 12, Amber Ramirez, Alabama (2-28-21)  
 Attempted 20+ field goals in a game ----- 24, Chelsea Dungee, Ole Miss (3-4-21)  
 Made 10 free throws in a game ----- 14, Chelsea Dungee, Ole Miss (2-19-21)  
 Made 7 or more 3-pt FG in a game ----- 8, Amber Ramirez, Alabama (2-28-21)  
 Attempted 10 or more 3-pt FG in a game ----- 11, Chelsea Dungee, Ole Miss (3-4-21)  
 Had 10-14 rebounds ----- 10, Taylah Thomas, at No.22 Georgia (1-25-21)  
 Had 15-19 rebounds ----- 21, Taylah Thomas, New Orleans, 11-8-19  
 Had 20+ rebounds ----- 21, Taylah Thomas, New Orleans, 11-8-19  
 Had 10 offensive reb - Records go back to 05-06 ----- 11, Melissa Wolff  
 ----- vs. New Orleans (1-30-15)  
 Had 10+ defensive reb - Records go back to 05-06 ----- 10, Rokia Doumbia, (Tulsa) 12-11-19  
 Had 10+ assists ----- 10, Destiny Slocum, at Mizzou (2-4-21)  
 Had 10+ assists in cons games ----- Jailyn Mason (11 vs. HBU, 12-28-16 and 10 at Ole  
 ----- Miss, 1-1-17), Calli Berna (11 vs. No. 10/8 KY 2/7/13 and 11 at UA 2/10/13)  
 Had 5+ blocks in a game ----- 5, Emrie Ellis, UAPB (11-12-21)  
 Had 9+ blocks in a game ----- 9, Robyn Irwin vs. SMSU, 12-19-88 (school record)  
 Had 5 or more steals in a game ----- 5, Chelsea Dungee, @ Tennessee (1-7-21)  
 Had a double-double ----- 22 Points, 10 Assists, Destiny Slocum, at Mizzou (2-4-21)  
 Had a double-double in two cons games ----- Taylah Thomas, New Orleans & McNeese State, 11-8/11-11-19  
 ----- 10 & 21/11 & 11  
 Had two players record a double-double ----- Kiara Williams (12 pts/16 reb) &  
 ----- Malica Monk (10 pts/10 reb)., Grambling State, 12-28-17  
 Had seven double-doubles in a season ----- Devin Cosper, 2017-18  
 ----- (SHSU, ORU, NMSU, Char., Tulsa, OM, AL)  
 Had 10+ double-doubles in a season ----- 2006-07, Lauren Ervin (14)  
 Had a triple-double ----- 14 pts, 13 reb, 12 asts, C'eira Ricketts vs. Auburn (1-18-09)

## MORE ABOUT MIKE

Hometown: Greenwood, Ark. (Greenwood HS)  
 Family: Daughter Abby; Sons Alec, Bowen and Barrett  
 Alma Mater: Arkansas, 1993

## NEIGHBORS BY THE NUMBERS

- 182 Wins (182-93, 8 seasons)
- 5 Players drafted in the WNBA (HC)
- 14 Signed McDonald's All-Americans
- 8 Years as a head coach
- 7 Postseason appearances
- 1 Final Four appearance



## LEARN MORE

Sign up for Mike Neighbors' news-letter and listen to his podcasts at CoachNeighbors.com

## NABES FAVES

### TOP 10 MOVIES

1. A Few Good Men
2. The Hunt For Red October
3. The Silence Of The Lambs
4. Hoosiers
5. Moneyball
6. Pretty Woman
7. Top Gun
8. JFK
9. The Lion King
10. Purple Rain

See the entire list here: <http://imdb.to/2royaEO>

### TOP 10 SONGS

1. Sweet Child O' Mine (Guns N' Roses)
2. You Shook Me All Night Long (AC/DC)
3. Man In The Mirror (Michael Jackson)
4. Amarillo By Morning (George Strait)
5. Jessie's Girl (Rick Springfield)
6. Hysteria (Def Leppard)
7. Fishin' In The Dark (Nitty Gritty Dirt Band)
8. The Ballad of Curtis Loew (Lynyrd Skynyrd)
9. Wanted Dead Or Alive (Bon Jovi)
10. Let's Go Crazy (Prince)

### TOP 10 TV SHOWS

1. West Wing (first three seasons)
2. Ted Lasso
3. The Wire
4. Breaking Bad
5. Seinfeld
6. The Newsroom
7. Prison Break
8. Arrested Development
9. Game of Thrones
10. The Goldbergs



# MIKE NEIGHBORS

## THE MOST INTERESTING COACH IN COLLEGE BASKETBALL

Fifth Season | Career Record: 182-93 (8) | Arkansas Record: 84-52 (4)

Four years after his return to his alma mater, Mike Neighbors has transformed Arkansas into a nationally recognized women's basketball program. During his time back home, Neighbors has guided his Hogs to the best four-year period of sustained success in program history. The proof of his success, and the success of his system, lies in the numbers - Neighbors has accumulated 176 wins during his eight seasons as a head coach, one of only two NCAA Division I Head Coaches to do so in eight or fewer seasons.

Entering his fifth season on the bench for Arkansas, Neighbors is coming off a historic campaign unlike any other. Under his watchful eye, the Hogs have been transformed into a winner in the Southeastern Conference. His 2020-21 team helped cement that, as the Razorbacks finished 9-6 in the league, the first time in program history with back-to-back winning seasons since joining the SEC back in 1991. Neighbors' 2020-21 squad was also at its best when the competition was at its most fierce - his most recent team became the first Razorback squad to beat two top-five teams in the same season, as Arkansas beat both No. 4 Baylor and No. 3 UConn this past season. Their win against Baylor was the first top-five win for the program since 2003, and its first win against a defending national champion since 1996. Neighbors' Hogs accomplished all this in the midst of the COVID-19 pandemic, and during the regular season, played in 26 games, the most in the NCAA. That was not by accident - Neighbors and his staff went the extra mile in how they traveled, practiced and managed their team on gameday. The season culminated with the program's first trip to the NCAA Tournament since 2015, and if not for the COVID-19 pandemic, it would have been the first back-to-back appearances for the program since the 2002 and 2003 NCAA Tournaments.

### TIMELINE

- Bentonville HS Head Coach 1994-98
- Cabot HS Head Coach 1998-99
- Arkansas Director of Ops 1999-01
- Tulsa Univ. Assistant Coach 2001-05
- Univ. of Colorado Assistant Coach 2005-06
- Univ. of Arkansas Assistant Coach 2006-07
- Xavier Assistant Coach 2007-2011
- Univ. of Washington Assistant Coach 2011-13
- Univ. of Washington Head Coach 2013-17
- Univ. of Arkansas Head Coach 2017-present

### COACHING DEVELOPMENT

Coach	w/Nabes	Now
Chantel Osahor	'20, '21	AC Oklahoma
Fred Castro	'14, '15, '16	HC Eastern Michigan
Adia Barnes	'14, '15	HC Arizona
Adam Call	'14	AC George Washington
Morgan Valley	'16	AC Arizona
Todd Schaefer	'16-'21	AHC Arkansas
Devin Cosper	'18 (As Player)	Ops Presbyterian

### COACHING HISTORY

Year	Overall	Pac-12	Finish
2013-14	20-14 (.588)	10-8 (.556)	6
2014-15	23-10 (.697)	11-7 (.611)	5
2015-16	26-11 (.703)	11-7 (.611)	5
2016-17	29-6 (.829)	15-3 (.833)	T-2
UW	98-41 (.705)	47-25 (.662)	

Year	Overall	SEC	Finish
2017-18	13-18 (.419)	3-13 (.188)	T-11
2018-19	22-15 (.611)	6-10 (.375)	10
2019-20	24-8 (.750)	10-6 (.625)	T3
2020-21	19-9 (.679)	9-6 (.600)	T5
2021-22	6-2 (.750)	0-0 (.000)	
Ark	84-52 (.618)	28-36 (.438)	

Totals 182-93 (.662) 75-60 (.556) 8 yrs

### PLAYER DEVELOPMENT

YEAR	UNIVERSITY	PLAYER	ROUND	OVERALL	TEAM NOTE
2021	Arkansas	Chelsea Dungee	1	5	Dallas Wings 1 @
2021	Arkansas	Destiny Slocum	2	14	Las Vegas Aces 1 @
2021	Arizona	Aari McDonald	1	3	Atlanta Dream @
2017	Washington	Kelsey Plum	1	1	San Antonio Stars 1 @
	Washington	Chantel Osahor	2	21	Chicago Sky 1 @
2016	Washington	Talia Walton	3	29	Los Angeles Sparks 1 @
2011	Xavier	Amber Harris	1	4	Minnesota Lynx #
	Xavier	Ta'Shia Phillips	1	8	Atlanta Dream #
	TAMU/JAIFS	Tanisha Smith	2	22	Seattle Storm #
	Colorado	Brittany Spears	2	19	Phoenix Mercury *
2009	Arkansas	Shameka Christon	1	5	New York Liberty S
2008	Arkansas	Lauren Ervin	3	37	Connecticut Sun #
2006	Tulsa	Megan Moody	-	-	Houston Comets Free Agent #
2003	Tulsa	Allison Curtin	1	12	Houston Comets 1 # Traded to Detroit Shock
	Arkansas	Dana Cherry	2	23	Charlotte Sting S

\*- Signed but did not coach

!- At the school when player was drafted

@- Worked with player as a head coach

#- Worked with player as an assistant coach


\$- Worked with player as other (GA, etc)

### NABES VS. ARKANSAS HISTORY

Category	NABES	All Others In Program History
Winning Record In SEC Play	2 Seasons	2 Seasons
SEC Tourney Finals	1	0
Top 5 Wins	2	2
Weeks Ranked in AP Top 25	34	63
Top 15 WBNA Draft Picks	2	1
McDonald's AAs Signed	5	1
WBCA AAs	1	1

**THE MOST INTERESTING MAN IN COLLEGE BASKETBALL**

- Movies: His expansive movie collection includes digital, disk and VHS copies. Did you know he used to work at BlockBuster? On a related note, he also collects books that have been turned into movies.
- Baseballs autographed by movie stars: Ask him about this collection – talk about some good stories.
- Lunch Boxes: Coach collects tin lunch boxes that he carried to school and has them displayed in his home. His first lunch box had KISS on it.
- Hamilton: Nabes is a huge Hamilton fan, and routinely quotes the Broadway musical to players, fans and media alike.
- Athens City Champion: Coach stumbled upon a dart tournament while on a trip to Athens, Georgia. He joined in and was one of the two-man winning team.
- Ask him about shoes, music, movies, guitars, basketball nostalgia – just about anything!



NEIGHBORS VERSUS ...	Furman	1	0	Notre Dame	0	1	Tennessee	2	2
Abilene Christian	Georgia	1	5	Oklahoma	1	2	Tennessee Martin	1	0
Alabama	Grambling State	2	0	Ole Miss	5	1	Tennessee State	1	0
Arizona State	Grand Canyon	1	0	Oral Roberts	4	0	Tennessee Tech	1	0
Arizona	Hartford	1	0	Oregon State	1	6	Texas A&M	3	7
Arkansas State	Hawai'i	1	0	Oregon	5	3	Texas Tech	1	0
Auburn	Houston	2	0	Pennsylvania	1	0	Tulsa	3	0
Baylor	Idaho	1	0	Pittsburgh	1	1	UAB	1	0
Belmont	Iowa State	0	1	Portland	3	1	UAPB	2	0
Boise State	Jackson State	1	0	Prairie View A&M	1	0	UC Irvine	1	0
BYU	Kansas	0	1	Saint Mary's	0	1	UC Riverside	2	0
California	Kansas State	1	0	Sam Houston	2	0	UCLA	4	2
Central Arkansas	Kentucky	2	4	Samford	1	0	USC	6	0
Central Florida	Little Rock	2	0	San Diego State	2	0	Utah	7	3
Charlotte	Louisiana-Monroe	2	0	San Diego	1	0	UT-Arlington	2	0
Colorado State	LSU	2	2	Santa Clara	1	0	UTEP	0	2
Colorado	McNeese State	1	0	Savannah State	1	0	Vanderbilt	3	1
Connecticut	Maryland	1	1	Seattle	4	0	Wake Forest	1	0
CSUN	Miami	0	1	SMU	2	0	Washington State	5	3
DePaul	Mississippi State	1	5	South Carolina	1	6	Weber State	1	0
Eastern Washington	Missouri	5	4	South Dakota	2	0	Wisconsin	3	0
Florida State	Montana State	2	0	Stanford	3	5	Wright State	0	1
Florida	Nebraska	1	1	Stony Brook	1	0	Yale	1	0
FGCU	New Mexico State	1	0	Syracuse	0	2	TOTALS	182	93
Fordham	New Orleans	1	0	Tarleton State	1	0			
Fresno State	Northwestern State	2	0	TCU	0	1			





**@RazorbackWBB STATISTICS**  
**Arkansas Combined Team Statistics (as of Dec 02, 2021)**  
**All games**



RECORD:	OVERALL	HOME	AWAY	NEUTRAL
ALL GAMES	6-2	5-0	1-2	0-0
CONFERENCE	0-0	0-0	0-0	0-0
NON-CONFERENCE	6-2	5-0	1-2	0-0

##	Player	gp-gs	min	avg	Total		3-Point		F-Throw		Rebounds				pf	dq	a	to	blk	stl	pts	avg
					fg-fga	fg%	3fg-fga	3fg%	ft-fa	ft%	off	def	tot	avg								
43	Makayla Daniels	8-8	214	26.8	33-74	.446	8-34	.235	21-27	.778	15	31	46	5.8	21	0	27	10	1	15	95	11.9
04	Erynn Barnum	8-8	180	22.5	32-69	.464	2-9	.222	26-35	.743	19	30	49	6.1	13	0	9	12	6	13	92	11.5
02	Samara Spencer	8-4	186	23.3	30-55	.545	14-27	.519	12-19	.632	4	16	20	2.5	10	0	19	11	2	10	86	10.8
23	Amber Ramirez	8-8	211	26.4	29-77	.377	16-48	.333	8-11	.727	1	23	24	3.0	12	0	16	5	2	6	82	10.3
13	Sasha Goforth	8-8	193	24.1	31-75	.413	4-19	.211	14-27	.519	14	22	36	4.5	15	1	17	10	11	4	80	10.0
24	Jersey Wolfenbarger	7-1	114	16.3	17-40	.425	7-17	.412	10-20	.500	10	16	26	3.7	16	0	5	10	3	5	51	7.3
01	Marquesha Davis	7-1	84	12.0	14-33	.424	1-6	.167	12-18	.667	4	13	17	2.4	10	0	4	4	1	6	41	5.9
03	Elauna Eaton	8-1	120	15.0	11-35	.314	10-29	.345	11-12	.917	1	12	13	1.6	9	0	1	2	0	4	43	5.4
55	Emrie Ellis	8-0	107	13.4	17-34	.500	2-12	.167	2-4	.500	6	16	22	2.8	17	0	4	11	14	0	38	4.8
11	Rylee Langerman	8-1	119	14.9	9-17	.529	3-7	.429	6-8	.750	4	15	19	2.4	20	0	7	7	1	5	27	3.4
15	Ashlyn Sage	5-0	27	5.4	3-8	.375	3-8	.375	0-0	.000	3	2	5	1.0	1	0	1	2	0	1	9	1.8
25	Destinee Oberg	5-0	27	5.4	1-5	.200	0-0	.000	0-2	.000	2	5	7	1.4	6	0	2	0	2	0	2	0.4
22	Avery Hughes	5-0	18	3.6	0-3	.000	0-1	.000	0-0	.000	0	1	1	0.2	2	0	1	2	0	0	0	0.0
Team											16	13	29				1					
Total.....		8	1600		227-525	.432	70-217	.323	122-183	.667	99	215	314	39.2	152	1	113	87	43	69	646	80.8
Opponents.....		8	1600		180-464	.388	30-116	.259	101-153	.660	84	224	308	38.5	166	4	75	145	24	38	491	61.4

**TEAM STATISTICS**

	ARK	OPP
SCORING	646	491
Points per game	80.8	61.4
Scoring margin	+19.4	-
FIELD GOALS-ATT	227-525	180-464
Field goal pct	.432	.388
3 POINT FG-ATT	70-217	30-116
3-point FG pct	.323	.259
3-pt FG made per game	8.8	3.8
FREE THROWS-ATT	122-183	101-153
Free throw pct	.667	.660
F-Throws made per game	15.3	12.6
REBOUNDS	314	308
Rebounds per game	39.2	38.5
Rebounding margin	+0.8	-
ASSISTS	113	75
Assists per game	14.1	9.4
TURNOVERS	87	145
Turnovers per game	10.9	18.1
Turnover margin	+7.3	-
Assist/turnover ratio	1.3	0.5
STEALS	69	38
Steals per game	8.6	4.8
BLOCKS	43	24
Blocks per game	5.4	3.0
ATTENDANCE	14268	14710
Home games-Avg/Game	5-2854	3-4903
Neutral site-Avg/Game	-	0-0

Date	Opponent		Score	Att.
11/10/21	TARLETON ST.	w	85-33	2614
11/12/21	ARK.-PINE BLUFF	w	96-53	2425
11/14/21	at UConn	L	80-95	9359
11/19/21	at Arkansas St.	w	94-71	2574
11/22/21	SMU	w	65-58	3060
11/27/21	SAM HOUSTON	w	92-66	3335
11/28/21	BELMONT	w	83-63	2834
12/02/21	at UCF	L	51-52	2777

\* - Conference game

Score by Periods	1st	2nd	3rd	4th	Totals
Arkansas	167	163	179	137	646
Opponents	131	109	117	134	491



**@RazorbackWBB STATISTICS**  
**Arkansas Team Game-by-Game (as of Dec 03, 2021)**  
**All games**



TEAM STATISTICS

Opponent	Date	Score		Total		3-Pointers		Free throws		Rebounds				pf	a	t/o	blk	stl	pts	avg
				fg-fga	pct	3fg-fga	pct	ft-fta	pct	off	def	tot	avg							
TARLETON ST.	11/10/21	85-33	W	29-62	.468	8-24	.333	19-30	.633	14	33	47	47.0	19	14	11	5	10	85	85.0
ARK.-PINE BLUFF	11/12/21	96-53	W	31-75	.413	13-43	.302	21-33	.636	15	33	48	47.5	23	20	10	12	9	96	90.5
at UConn	11/14/21	80-95	L	29-75	.387	5-22	.227	17-21	.810	15	22	37	44.0	21	11	9	4	4	80	87.0
at Arkansas St.	11/19/21	94-71	W	36-72	.500	9-28	.321	13-19	.684	12	31	43	43.8	21	13	11	9	10	94	88.8
SMU	11/22/21	65-58	W	25-64	.391	4-20	.200	11-27	.407	13	27	40	43.0	18	9	8	1	8	65	84.0
SAM HOUSTON	11/27/21	92-66	W	30-66	.455	12-28	.429	20-27	.741	14	23	37	42.0	17	18	16	6	11	92	85.3
BELMONT	11/28/21	83-63	W	29-61	.475	10-21	.476	15-18	.833	6	25	31	40.4	10	17	10	5	10	83	85.0
at UCF	12/02/21	51-52	L	18-50	.360	9-31	.290	6-8	.750	10	21	31	39.2	23	11	12	1	7	51	80.8
Arkansas		646		227-525	.432	70-217	.323	122-183	.667	99	215	314	39.2	152	113	87	43	69	646	80.8
Opponents		491		180-464	.388	30-116	.259	101-153	.660	84	224	308	38.5	166	75	145	24	38	491	61.4

Games played: 8  
Points/game: 80.8  
FG Pct: 43.2  
3FG Pct: 32.3  
FT Pct: 66.7

Rebounds/game: 39.2  
Assists/game: 14.1  
Turnovers/game: 10.9  
Assist/turnover ratio: 1.3  
Steals/game: 8.6  
Blocks/game: 5.4



**@RazorbackWBB STATISTICS**  
**Arkansas Opponent Game-by-Game (as of Dec 03, 2021)**  
**All games**



OPPONENT STATISTICS

Opponent	Date	Score		Total		3-Pointers		Free throws		Rebounds				pf	a	t/o	blk	stl	pts	avg
				fg-fga	pct	3fg-fga	pct	ft-fa	pct	off	def	tot	avg							
TARLETON ST.	11/10/21	85-33	W	11-49	.224	2-15	.133	9-16	.563	7	24	31	31.0	24	3	23	6	5	33	33.0
ARK.-PINE BLUFF	11/12/21	96-53	W	16-64	.250	3-15	.200	18-25	.720	17	34	51	41.0	27	4	24	0	3	53	43.0
at UConn	11/14/21	80-95	L	37-65	.569	5-18	.278	16-25	.640	7	33	40	40.7	19	20	11	6	8	95	60.3
at Arkansas St.	11/19/21	94-71	W	25-63	.397	4-10	.400	17-26	.654	12	28	40	40.5	18	9	17	2	2	71	63.0
SMU	11/22/21	65-58	W	23-58	.397	3-14	.214	9-14	.643	9	31	40	40.4	27	12	16	3	4	58	62.0
SAM HOUSTON	11/27/21	92-66	W	28-62	.452	4-11	.364	6-9	.667	10	25	35	39.5	26	10	23	2	4	66	62.7
BELMONT	11/28/21	83-63	W	24-55	.436	8-22	.364	7-10	.700	6	26	32	38.4	13	10	19	5	4	63	62.7
at UCF	12/02/21	51-52	L	16-48	.333	1-11	.091	19-28	.679	16	23	39	38.5	12	7	12	0	8	52	61.4
Opponents		491		180-464	.388	30-116	.259	101-153	.660	84	224	308	38.5	166	75	145	24	38	491	61.4
Arkansas		646		227-525	.432	70-217	.323	122-183	.667	99	215	314	39.2	152	113	87	43	69	646	80.8

Games played: 8  
 Points/game: 61.4  
 FG Pct: 38.8  
 3FG Pct: 25.9  
 FT Pct: 66.0

Rebounds/game: 38.5  
 Assists/game: 9.4  
 Turnovers/game: 18.1  
 Assist/turnover ratio: 0.5  
 Steals/game: 4.8  
 Blocks/game: 3.0



**@RazorbackWBB STATISTICS**  
**Arkansas Category Leaders (as of Dec 03, 2021)**  
**All games**



<b>Points</b>	<b>G</b>	<b>Pts</b>	<b>Pts/G</b>
Makayla Daniels	8	95	11.9
Erynn Barnum	8	92	11.5
Samara Spencer	8	86	10.8
Amber Ramirez	8	82	10.3
Sasha Goforth	8	80	10.0
Jersey Wolfenbarger	7	51	7.3
Elauna Eaton	8	43	5.4
Marquesha Davis	7	41	5.9
Emrie Ellis	8	38	4.8
Rylee Langerman	8	27	3.4
Ashlyn Sage	5	9	1.8
Destinee Oberg	5	2	0.4

<b>Scoring Average</b>	<b>G</b>	<b>Pts</b>	<b>Avg/G</b>
Makayla Daniels	8	95	11.9
Erynn Barnum	8	92	11.5
Samara Spencer	8	86	10.8
Amber Ramirez	8	82	10.3
Sasha Goforth	8	80	10.0
Jersey Wolfenbarger	7	51	7.3
Marquesha Davis	7	41	5.9
Elauna Eaton	8	43	5.4
Emrie Ellis	8	38	4.8
Rylee Langerman	8	27	3.4
Ashlyn Sage	5	9	1.8
Destinee Oberg	5	2	0.4

<b>FG Percentage</b>	<b>FG</b>	<b>Att</b>	<b>Pct</b>
Samara Spencer	30	55	.545
Rylee Langerman	9	17	.529
Emrie Ellis	17	34	.500
Erynn Barnum	32	69	.464
Makayla Daniels	33	74	.446
Jersey Wolfenbarger	17	40	.425
Marquesha Davis	14	33	.424
Sasha Goforth	31	75	.413
Amber Ramirez	29	77	.377
Ashlyn Sage	3	8	.375
Elauna Eaton	11	35	.314
Destinee Oberg	1	5	.200

<b>Field Goal Attempts</b>	<b>G</b>	<b>Att</b>	<b>Att/G</b>
Amber Ramirez	8	77	9.6
Sasha Goforth	8	75	9.4
Makayla Daniels	8	74	9.3
Erynn Barnum	8	69	8.6
Samara Spencer	8	55	6.9

<b>Field Goals Made</b>	<b>G</b>	<b>Made</b>	<b>Made/G</b>
Makayla Daniels	8	33	4.1
Erynn Barnum	8	32	4.0
Sasha Goforth	8	31	3.9
Samara Spencer	8	30	3.8
Amber Ramirez	8	29	3.6

<b>3-Point Percentage</b>	<b>3FG</b>	<b>Att</b>	<b>Pct</b>
Samara Spencer	14	27	.519
Rylee Langerman	3	7	.429
Jersey Wolfenbarger	7	17	.412
Ashlyn Sage	3	8	.375
Elauna Eaton	10	29	.345
Amber Ramirez	16	48	.333
Makayla Daniels	8	34	.235
Erynn Barnum	2	9	.222
Sasha Goforth	4	19	.211
Emrie Ellis	2	12	.167
Marquesha Davis	1	6	.167
Avery Hughes	0	1	.000

<b>3-Point FG Attempts</b>	<b>G</b>	<b>Att</b>	<b>Att/G</b>
Amber Ramirez	8	48	6.0
Makayla Daniels	8	34	4.3
Elauna Eaton	8	29	3.6
Samara Spencer	8	27	3.4
Sasha Goforth	8	19	2.4

<b>3-Point FG Made</b>	<b>G</b>	<b>Made</b>	<b>Made/G</b>
Amber Ramirez	8	16	2.0
Samara Spencer	8	14	1.8
Elauna Eaton	8	10	1.3
Makayla Daniels	8	8	1.0
Jersey Wolfenbarger	7	7	1.0

<b>Free Throw Percent</b>	<b>FG</b>	<b>Att</b>	<b>Pct</b>
Elauna Eaton	11	12	.917
Makayla Daniels	21	27	.778
Rylee Langerman	6	8	.750
Erynn Barnum	26	35	.743
Amber Ramirez	8	11	.727
Marquesha Davis	12	18	.667
Samara Spencer	12	19	.632
Sasha Goforth	14	27	.519
Emrie Ellis	2	4	.500
Jersey Wolfenbarger	10	20	.500
Destinee Oberg	0	2	.000

<b>Free Throw Attempts</b>	<b>G</b>	<b>Att</b>	<b>Att/G</b>
Erynn Barnum	8	35	4.4
Makayla Daniels	8	27	3.4
Sasha Goforth	8	27	3.4
Jersey Wolfenbarger	7	20	2.9
Samara Spencer	8	19	2.4

<b>Free Throws Made</b>	<b>G</b>	<b>Made</b>	<b>Made/G</b>
Erynn Barnum	8	26	3.3
Makayla Daniels	8	21	2.6
Sasha Goforth	8	14	1.8
Samara Spencer	8	12	1.5
Marquesha Davis	7	12	1.7



@RazorbackWBB STATISTICS  
Arkansas Category Leaders (as of Dec 03, 2021)  
All games



<b>Rebounds</b>	<b>G</b>	<b>Reb</b>	<b>Reb/G</b>
Erynn Barnum	8	49	6.1
Makayla Daniels	8	46	5.8
Sasha Goforth	8	36	4.5
Jersey Wolfenbarger	7	26	3.7
Amber Ramirez	8	24	3.0

<b>Rebound Average</b>	<b>G</b>	<b>Reb</b>	<b>Avg/G</b>
Erynn Barnum	8	49	6.1
Makayla Daniels	8	46	5.8
Sasha Goforth	8	36	4.5
Jersey Wolfenbarger	7	26	3.7
Amber Ramirez	8	24	3.0

<b>Offensive Rebounds</b>	<b>G</b>	<b>No.</b>	<b>Avg/G</b>
Erynn Barnum	8	19	2.4
Makayla Daniels	8	15	1.9
Sasha Goforth	8	14	1.8
Jersey Wolfenbarger	7	10	1.4
Emrie Ellis	8	6	0.8

<b>Defensive Rebounds</b>	<b>G</b>	<b>No.</b>	<b>Avg/G</b>
Makayla Daniels	8	31	3.9
Erynn Barnum	8	30	3.8
Amber Ramirez	8	23	2.9
Sasha Goforth	8	22	2.8
Emrie Ellis	8	16	2.0
Jersey Wolfenbarger	7	16	2.3
Samara Spencer	8	16	2.0

<b>Fouls</b>	<b>G</b>	<b>No.</b>	<b>Per/G</b>
Makayla Daniels	8	21	2.6
Rylee Langerman	8	20	2.5
Emrie Ellis	8	17	2.1
Jersey Wolfenbarger	7	16	2.3
Sasha Goforth	8	15	1.9

<b>Foulsouts</b>	<b>G</b>	<b>No.</b>
Sasha Goforth	8	1

<b>Assists</b>	<b>G</b>	<b>No.</b>	<b>Ast/G</b>
Makayla Daniels	8	27	3.4
Samara Spencer	8	19	2.4
Sasha Goforth	8	17	2.1
Amber Ramirez	8	16	2.0
Erynn Barnum	8	9	1.1

<b>Steals</b>	<b>G</b>	<b>No.</b>	<b>Stl/G</b>
Makayla Daniels	8	15	1.9
Erynn Barnum	8	13	1.6
Samara Spencer	8	10	1.3
Marquesha Davis	7	6	0.9
Amber Ramirez	8	6	0.8

<b>Blocked Shots</b>	<b>G</b>	<b>No.</b>	<b>Blk/G</b>
Emrie Ellis	8	14	1.8
Sasha Goforth	8	11	1.4
Erynn Barnum	8	6	0.8
Jersey Wolfenbarger	7	3	0.4
Samara Spencer	8	2	0.3
Amber Ramirez	8	2	0.3
Destinee Oberg	5	2	0.4

<b>Minutes</b>	<b>G</b>	<b>No.</b>	<b>Min/G</b>
Makayla Daniels	8	214	26.8
Amber Ramirez	8	211	26.4
Sasha Goforth	8	193	24.1
Samara Spencer	8	186	23.3
Erynn Barnum	8	180	22.5

<b>Turnovers</b>	<b>G</b>	<b>No.</b>	<b>TO/G</b>
Erynn Barnum	8	12	1.5
Samara Spencer	8	11	1.4
Emrie Ellis	8	11	1.4
Jersey Wolfenbarger	7	10	1.4
Makayla Daniels	8	10	1.3
Sasha Goforth	8	10	1.3



**@RazorbackWBB STATISTICS**  
**Arkansas Points-Rebounds-Assists (as of Dec 03, 2021)**  
**All games**



Opponent	Date	Score		01	02	03	04	11	13	15
				DAVIS,MARO	SPENCER,SA	EATON,ELAU	BARNUM,ERY	LANGERMAN,	GOFORTH,SA	SAGE,ASHLY
TARLETON ST.	11/10/21	85-33	w	5-4-1	12-3-2	11-2-0	12-6-2	2-2-3	8-5-2	6-0-0
ARK.-PINE BLUFF	11/12/21	96-53	w	7-2-1	14-3-4	15-7-1	15-6-1	5-1-0	11-4-3	0-3-1
at UConn	11/14/21	80-95	L	5-2-1	8-0-2	3-0-0	16-8-2	0-0-0	17-5-1	DNP
at Arkansas St.	11/19/21	94-71	w	10-2-1	16-6-2	5-1-0	5-4-1	8-6-3	8-4-1	3-1-0
SMU	11/22/21	65-58	w	1-0-0	6-3-2	0-0-0	18-9-0	0-4-0	8-8-2	DNP
SAM HOUSTON	11/27/21	92-66	w	11-4-0	12-1-3	0-0-0	6-3-0	4-2-1	7-6-4	0-1-0
BELMONT	11/28/21	83-63	w	2-3-0	13-1-3	6-2-0	15-7-1	8-2-0	10-2-1	0-0-0
at UCF	12/02/21	51-52	L	DNP	5-3-1	3-1-0	5-6-2	0-2-0	11-2-3	DNP

Opponent	Date	Score		22	23	24	25	43	55
				HUGHES,AVE	RAMIREZ,AM	WOLFENBARG	OBBERG,DEST	DANIELS,MA	ELLIS,EMRI
TARLETON ST.	11/10/21	85-33	w	0-0-1	0-4-2	10-5-0	0-3-0	15-6-1	4-2-0
ARK.-PINE BLUFF	11/12/21	96-53	w	0-0-0	11-4-3	7-6-1	0-0-0	5-5-4	6-5-1
at UConn	11/14/21	80-95	L	DNP	20-2-2	0-4-0	DNP	5-6-3	6-4-0
at Arkansas St.	11/19/21	94-71	w	0-1-0	13-3-0	DNP	0-2-0	22-8-5	4-5-0
SMU	11/22/21	65-58	w	DNP	11-2-2	2-1-0	DNP	16-7-2	3-1-1
SAM HOUSTON	11/27/21	92-66	w	0-0-0	17-4-1	16-3-0	0-2-2	11-5-6	8-4-1
BELMONT	11/28/21	83-63	w	0-0-0	7-3-3	10-4-3	2-0-0	3-3-5	7-1-1
at UCF	12/02/21	51-52	L	DNP	3-2-3	6-3-1	DNP	18-6-1	0-0-0



@RazorbackWBB STATISTICS  
Arkansas Player High/Low Analysis (as of Dec 03, 2021)  
All games



Arkansas - INDIVIDUAL GAME HIGHS

Points	22		Makayla Daniels at Arkansas St. (11/19/21)
	20		Amber Ramirez at UConn (11/14/21)
	18		Makayla Daniels at UCF (12/02/21)
	18		Erynn Barnum vs SMU (11/22/21)
	17		Amber Ramirez vs Sam Houston (11/27/21)
Field Goals Made	17		Sasha Goforth at UConn (11/14/21)
	8		Erynn Barnum vs SMU (11/22/21)
	8		Makayla Daniels at Arkansas St. (11/19/21)
Field Goal Att.	8		Amber Ramirez at UConn (11/14/21)
	17		Sasha Goforth at UConn (11/14/21)
	17		Amber Ramirez at UConn (11/14/21)
FG Pct (min 5 made)	.833	(5-6)	Samara Spencer vs Tarleton St. (11/10/21)
	.750	(6-8)	Erynn Barnum vs Ark.-Pine Bluff (11/12/21)
3-Point FG Made	4		Makayla Daniels at UCF (12/02/21)
	4		Amber Ramirez vs Sam Houston (11/27/21)
	4		Elauna Eaton vs Ark.-Pine Bluff (11/12/21)
3-Point FG Att.	11		Amber Ramirez vs Ark.-Pine Bluff (11/12/21)
	11		Elauna Eaton vs Ark.-Pine Bluff (11/12/21)
3-Pt FG Pct (min 2 made)	1.000	(2-2)	Rylee Langerman vs Belmont (11/28/21)
	1.000	(2-2)	Samara Spencer vs Tarleton St. (11/10/21)
	1.000	(2-2)	Ashlyn Sage vs Tarleton St. (11/10/21)
Free Throws Made	8		Erynn Barnum at UConn (11/14/21)
	6		Samara Spencer vs Ark.-Pine Bluff (11/12/21)
	6		Erynn Barnum vs Tarleton St. (11/10/21)
Free Throw Att.	10		Sasha Goforth vs SMU (11/22/21)
	10		Erynn Barnum at UConn (11/14/21)
FT Pct (min 3 made)	1.000	(5-5)	Erynn Barnum vs Belmont (11/28/21)
	1.000	(5-5)	Sasha Goforth at UConn (11/14/21)
	1.000	(5-5)	Elauna Eaton vs Tarleton St. (11/10/21)
	1.000	(4-4)	Makayla Daniels at UCF (12/02/21)
	1.000	(3-3)	Elauna Eaton vs Belmont (11/28/21)
	1.000	(3-3)	Amber Ramirez vs Sam Houston (11/27/21)
Rebounds	9		Erynn Barnum vs SMU (11/22/21)
	8		Sasha Goforth vs SMU (11/22/21)
	8		Makayla Daniels at Arkansas St. (11/19/21)
	8		Erynn Barnum at UConn (11/14/21)
Assists	6		Makayla Daniels vs Sam Houston (11/27/21)
	5		Makayla Daniels vs Belmont (11/28/21)
	5		Makayla Daniels at Arkansas St. (11/19/21)
Steals	4		Erynn Barnum vs Belmont (11/28/21)
	4		Erynn Barnum vs Ark.-Pine Bluff (11/12/21)
Blocked Shots	5		Emrie Ellis vs Ark.-Pine Bluff (11/12/21)
	4		Emrie Ellis at Arkansas St. (11/19/21)
Turnovers	4		Erynn Barnum at UCF (12/02/21)
	4		Makayla Daniels at Arkansas St. (11/19/21)
Fouls	5		Sasha Goforth at Arkansas St. (11/19/21)
	4		Makayla Daniels at UCF (12/02/21)
	4		Sasha Goforth at UCF (12/02/21)
	4		Makayla Daniels vs SMU (11/22/21)
	4		Emrie Ellis at Arkansas St. (11/19/21)
	4		Rylee Langerman at Arkansas St. (11/19/21)
	4		Makayla Daniels at UConn (11/14/21)
	4		Rylee Langerman at UConn (11/14/21)



**| Marquesha Davis | Jr. | 6-0 | G | McGehee, Ark. (Springdale HS)**

**SEASON HIGHS**

Points	11	Sam Houston	11-27-21
FG Made	5	Ark. State	11-19-21
FG Att.	9	Ark. State	11-19-21
3FG Made	1	Sam Houston	11-27-21
3FG Att.	2	UAPB	11-12-21
FT Made	5	UAPB	11-12-21
FT Att.	8	UAPB	11-12-21
Off. Reb.	2	Sam Houston	11-27-21
Def. Reb.	4	Tarleton	11-10-21
Rebounds	4	Sam Houston	11-27-21
Assists	1	Ark. State	11-19-21*
Blocks	1	UAPB	11-12-21
Steals	3	Ark. State	11-19-21
Minutes	17	@ #2 UConn	11-14-21

**CAREER HIGHS**

Points	15	UAPB	12-21-20*
FG Made	6	UAPB	12-21-20*
FG Att.	13	UAPB	12-21-20
3FG Made	1	Sam Houston	11-27-21*
3FG Att.	4	UAPB	12-21-20
FT Made	5	UAPB	11-12-21
FT Att.	8	UAPB	11-12-21
Off. Reb.	4	Oral Roberts	11-25-20
Def. Reb.	7	Oral Roberts	11-25-20
Rebounds	11	Oral Roberts	11-25-20
Assists	3	@ Little Rock	12-20-20
Blocks	2	UAPB	12-21-20*
Steals	5	Oral Roberts	11-25-20
Minutes	26	UAPB	12-21-20*

Most Recent\*

**NOTES**

- Scored a season-high 11 against Sam Houston
- Reached double-figures on the road at AState, going for 10 points in Jonesboro
- Became part of Arkansas' rotation during her sophomore season
- Averaged 4.6 points, 2.1 rebounds, 0.4 assists, 0.8 steals, 12.1 minutes per game
- Scored in double-figures four times, including a career-high 15 points twice (Maryland/UAPB)
- Was huge in the Baylor win, scoring eight points, snaring four rebounds and nabbing four steals
- Was also critical in beating UConn, going for seven points, three rebounds, and several big stops against freshman phenom Paige Bueckers late in that game
- Nabbed multiple steals in four games, including a career-high five against ORU in the opener
- Had a double-double (11 points, 11 rebounds) against the Golden Eagles.

Opponent	Date	gs	min	Total		3-Pointers		Free throws		Rebounds					pts	avg				
				fg-fga	pct	3fg-fga	pct	ft-fla	pct	off	def	tot	avg	pf			a	t/o	blk	stl
TARLETON ST.	11/10/21	12	2-5	.400	0-0	.000	1-2	.500	0	4	4	4.0	2	1	1	0	1	5	5.0	
ARK.-PINE BLUFF	11/12/21	11	1-4	.250	0-2	.000	5-8	.625	0	2	2	3.0	1	1	1	1	0	7	6.0	
at UConn	11/14/21	* 17	2-4	.500	0-0	.000	1-1	1.000	1	1	2	2.7	3	1	0	0	1	5	5.7	
at Arkansas St.	11/19/21	16	5-9	.556	0-1	.000	0-0	.000	1	1	2	2.5	0	1	0	0	3	10	6.8	
SMU	11/22/21	3	0-0	.000	0-0	.000	1-2	.500	0	0	0	2.0	1	0	0	0	0	1	5.6	
SAM HOUSTON	11/27/21	12	3-6	.500	1-2	.500	4-5	.800	2	2	4	2.3	1	0	1	0	1	11	6.5	
BELMONT	11/28/21	13	1-5	.200	0-1	.000	0-0	.000	0	3	3	2.4	2	0	1	0	0	2	5.9	
Totals		1	84	14-33	.424	1-6	.167	12-18	.667	4	13	17	2.4	10	4	4	1	6	41	5.9

Games played: 7  
 Minutes/game: 12.0  
 Points/game: 5.9  
 FG Pct: 42.4  
 3FG Pct: 16.7  
 FT Pct: 66.7

Rebounds/game: 2.4  
 Assists/game: 0.6  
 Turnovers/game: 0.6  
 Assist/turnover ratio: 1.0  
 Steals/game: 0.9  
 Blocks/game: 0.1

**SEASON | CAREER SUPERLATIVES**

Stat	'19-20	'20-21	'21-22	Career
Double Figure Pts	-	4	2	6
Double Figure Rebs	-	1	-	1
Double-Doubles	-	1	-	1
5 + Assists	-	-	-	-
5 + Blocks	-	-	-	-
5 + Steals	-	1	-	1
Led Team in Pts	-	-	-	-
Led Team in Reb	-	-	-	-
20 + Points	-	-	-	-

**CAREER STATISTICS**

Season	gp-gs	min/avg	Total		3-Point		F-Throws		Rebounds					Scoring						
			fg-fga	pct	fg-fga	pct	ft-fla	pct	off	def	tot	avg	pf	fo	ast	to	blk	stl	pts	avg
2019-20	18-0	152/8.4	16-45	.356	2-14	.143	11-24	.458	16	21	37	2.1	11	0	5	15	4	7	45	2.5
2020-21	26-0	314/12.1	43-95	.453	6-20	.300	27-36	.750	12	43	55	2.1	26	0	10	14	6	22	119	4.6
2021-22	7-1	84/12.0	14-33	.424	1-6	.167	12-18	.667	4	13	17	2.4	10	0	4	4	1	6	41	5.9
TOTAL	51-1	550/10.8	73-173	.422	9-40	.225	50-78	.641	32	77	109	2.1	47	0	19	33	11	35	205	4.0





## 2 Samara Spencer | Fr. | 5-7 | G | Fort Lauderdale, Fla. (St. Thomas Aquinas HS)

### SEASON HIGHS

Points	16	Ark. State	11-19-21
FG Made	6	Ark. State	11-19-21
FG Att.	11	Ark. State	11-19-21
3FG Made	3	Belmont	11-28-21*
3FG Att.	5	@ UCF	12-2-21*
FT Made	6	UAPB	11-12-21
FT Att.	8	UAPB	11-12-21
Off. Reb.	2	Ark. State	11-19-21
Def. Reb.	4	Ark. State	11-19-21
Rebounds	6	Ark. State	11-19-21
Assists	4	UAPB	11-12-21
Blocks	1	@ UCF	12-2-21
Steals	3	SMU	11-22-21
Minutes	35	@ UCF	12-2-21

### CAREER HIGHS

(Same as Season Highs)

### SEASON | CAREER SUPERLATIVES

Stat	'21-'22	Career
Double Figure Pts	5	5
Double Figure Rebs	-	-
Double-Doubles	-	-
5 + Assists	-	-
5 + Blocks	-	-
5 + Steals	-	-
Led Team in Pts	-	-
Led Team in Reb	-	-
20 + Points	-	-
30+ Points	-	-

### NOTES

- Dropped in a career-best 16 points at Arkansas State
- earned SEC Freshman of the Week Honors (Nov. 16)
- Back-to-back double figure performances to start her college career
- No. 72 overall recruit according to Blue Star at the time of her signing
- Led St. Thomas Aquinas to a state title during her senior season
- Named Broward County's 7A-6A Player of the Year in 2021
- Dropped 24 points in the state semifinal and 17 points in the state title game
- Named to Broward County First Team as a junior
- Led the Raiders to the state title game during her sophomore season as well

Opponent	Date	gs	min	Total		3-Pointers		Free throws		Rebounds					pts	avg					
				fg-fga	pct	3fg-fga	pct	ft-fa	pct	off	def	tot	avg	pf			a	t/o	blk	stl	
TARLETON ST.	11/10/21		17	5-6	.833	2-2	1.000	0-2	.000	0	3	3	3.0	3	2	2	0	1	12	12.0	
ARK.-PINE BLUFF	11/12/21	*	21	3-5	.600	2-3	.667	6-8	.750	1	2	3	3.0	2	4	3	0	1	14	13.0	
at UConn	11/14/21		17	3-6	.500	0-1	.000	2-2	1.000	0	0	0	2.0	1	2	1	0	1	8	11.3	
at Arkansas St.	11/19/21		23	6-11	.545	2-5	.400	2-3	.667	2	4	6	3.0	0	2	0	0	1	16	12.5	
SMU	11/22/21		28	2-6	.333	1-2	.500	1-2	.500	1	2	3	3.0	1	2	1	0	3	6	11.2	
SAM HOUSTON	11/27/21	*	21	4-5	.800	3-4	.750	1-2	.500	0	1	1	2.7	0	3	3	1	2	12	11.3	
BELMONT	11/28/21	*	24	5-10	.500	3-5	.600	0-0	.000	0	1	1	2.4	1	3	1	0	1	13	11.6	
at UCF	12/02/21	*	35	2-6	.333	1-5	.200	0-0	.000	0	3	3	2.5	2	1	0	1	0	5	10.8	
Totals			4	186	30-55	.545	14-27	.519	12-19	.632	4	16	20	2.5	10	19	11	2	10	86	10.8

Games played: 8  
 Minutes/game: 23.3  
 Points/game: 10.8  
 FG Pct: 54.5  
 3FG Pct: 51.9  
 FT Pct: 63.2

Rebounds/game: 2.5  
 Assists/game: 2.4  
 Turnovers/game: 1.4  
 Assist/turnover ratio: 1.7  
 Steals/game: 1.3  
 Blocks/game: 0.3

CAREER STATISTICS			Total		3-Point		F-Throws		Rebounds				Scoring							
Season	gp-gs	min/avg	fg-fga	pct	fg-fga	pct	ft-fa	pct	off	def	tot	avg	pf	fo	ast	to	blk	stl	pts	avg
2021-22	8-4	186/23.3	30-55	.545	14-27	.519	12-19	.632	4	16	20	2.5	10	0	19	11	2	10	86	10.8
TOTAL	8-4	186/23.3	30-55	.545	14-27	.519	12-19	.632	4	16	20	2.5	10	0	19	11	2	10	86	10.8



**3 Elauna Eaton | RFr. | 6-0 | G | Helena, Ark. (Nettleton HS)**

**SEASON HIGHS**

Points	15	UAPB	11-12-21
FG Made	4	UAPB	11-12-21
FG Att.	12	UAPB	11-12-21
3FG Made	4	UAPB	11-12-21
3FG Att.	11	UAPB	11-12-21
FT Made	5	Tarleton	11-10-21
FT Att.	5	Tarleton	11-10-21
Off. Reb.	1	UAPB	11-12-21
Def. Reb.	6	UAPB	11-12-21
Rebounds	7	UAPB	11-12-21
Assists	1	UAPB	11-12-21
Blocks	N/A		
Steals	2	Ark. State	11-19-21
Minutes	21	UAPB	11-12-21

**CAREER HIGHS**

(Same as Season Highs)

**SEASON | CAREER SUPERLATIVES**

Stat	'21-'22	Career
Double Figure Pts	2	2
Double Figure Rebs	-	-
Double-Doubles	-	-
5 + Assists	-	-
5 + Blocks	-	-
5 + Steals	-	-
Led Team in Pts	1	1
Led Team in Reb	1	1
20 + Points	-	-
30+ Points	-	-

**NOTES**

- Two straight double-figure games to start her Arkansas career.
- Missed her freshman season with an ACL injury
- Named the Arkansas Democrat-Gazette's Player of the Year following her final high school season
- Earned a spot on the Naismith Trophy High School Girls Watch List
- Named AAA 5A All-State in 2019, while earning AAA 6A All-State Honors in 2018
- Rated as the No. 9 Guard, No. 41 Overall Player in the nation when she committed
- Averaged 23.9 points per game and 7.9 rebounds per game during her senior season

Opponent	Date	gs	min	Total		3-Pointers		Free throws		Rebounds					pts	avg				
				fg-fga	pct	3fg-fga	pct	ft-fga	pct	off	def	tot	avg	pf			a	t/o	blk	stl
TARLETON ST.	11/10/21	16	2-4	.500	2-4	.500	5-5	1.000	0	2	2	2.0	2	0	1	0	1	11	11.0	
ARK.-PINE BLUFF	11/12/21	21	4-12	.333	4-11	.364	3-4	.750	1	6	7	4.5	2	1	0	0	0	15	13.0	
at UConn	11/14/21	16	1-2	.500	1-2	.500	0-0	.000	0	0	0	3.0	1	0	0	0	1	3	9.7	
at Arkansas St.	11/19/21	16	2-6	.333	1-3	.333	0-0	.000	0	1	1	2.5	0	0	0	0	2	5	8.5	
SMU	11/22/21	12	0-1	.000	0-1	.000	0-0	.000	0	0	0	2.0	1	0	0	0	0	0	6.8	
SAM HOUSTON	11/27/21	15	0-3	.000	0-2	.000	0-0	.000	0	0	0	1.7	2	0	1	0	0	0	5.7	
BELMONT	11/28/21	14	1-3	.333	1-2	.500	3-3	1.000	0	2	2	1.7	0	0	0	0	0	6	5.7	
at UCF	12/02/21	10	1-4	.250	1-4	.250	0-0	.000	0	1	1	1.6	1	0	0	0	0	3	5.4	
Totals		1	120	11-35	.314	10-29	.345	11-12	.917	1	12	13	1.6	9	1	2	0	4	43	5.4

Games played: 8  
 Minutes/game: 15.0  
 Points/game: 5.4  
 FG Pct: 31.4  
 3FG Pct: 34.5  
 FT Pct: 91.7

Rebounds/game: 1.6  
 Assists/game: 0.1  
 Turnovers/game: 0.3  
 Assist/turnover ratio: 0.5  
 Steals/game: 0.5

**CAREER STATISTICS**

Season	gp-gs	min/avg	Total		3-Point		F-Throws		Rebounds					Scoring						
			fg-fga	pct	fg-fga	pct	ft-fga	pct	off	def	tot	avg	pf	fo	ast	to	blk	stl	pts	avg
2021-22	8-1	120/15.0	11-35	.314	10-29	.345	11-12	.917	1	12	13	1.6	9	0	1	2	0	4	43	5.4
TOTAL	8-1	120/15.0	11-35	.314	10-29	.345	11-12	.917	1	12	13	1.6	9	0	1	2	0	4	43	5.4



## 4 Erynn Barnum | R.Jr. | 6-2 | F | Little Rock, Ark. (Little Rock Central HS)

### SEASON HIGHS

Points	18	SMU	11-22-21
FG Made	8	SMU	11-22-21
FG Att.	16	SMU	11-22-21
3FG Made	1	SMU	11-22-21*
3FG Att.	4	@ #2 UConn	11-14-21
FT Made	8	@ #2 UConn	11-14-21
FT Att.	10	@ #2 UConn	11-14-21
Off. Reb.	4	SMU	11-22-21*
Def. Reb.	5	Belmont	11-28-21*
Rebounds	9	SMU	11-22-21
Assists	2	@ UCF	12-2-21*
Blocks	2	Ark. State	11-19-21*
Steals	4	Belmont	11-28-21*
Minutes	31	@ UCF	12-2-21

### CAREER HIGHS

Points	18	SMU	11-22-21
FG Made	8	SMU	11-22-21
FG Att.	16	SMU	11-22-21
3FG Made	1	SMU	11-22-21*
3FG Att.	4	@ #2 UConn	11-14-21
FT Made	8	@ #2 UConn	11-14-21*
FT Att.	12	Oral Roberts	11-25-20
Off. Reb.	4	SMU	11-22-21*
Def. Reb.	8	ULM	12-3-20*
Rebounds	12	Tulsa	12-11-19
Assists	2	@ UCF	12-2-21*
Blocks	4	Little Rock	12-21-19*
Steals	4	Belmont	11-28-21*
Minutes	31	@ UCF	12-2-21

Most Recent\*

### NOTES

- Was awesome against SMU, going for a career-best 18 points, and nine rebounds.
- Averaged 7.7 points, 4.6 rebounds, 0.4 assists, 0.8 steals, 16.2 minutes per game last season
- Nine games scoring in double figures, one game with double figure rebounds
- Went for 12 points against LSU on the road
- Scored 15 points in Arkansas' near loss at Georgia, hitting seven of her 10 shots
- Made all four of her shots at Texas A&M in a 10-point performance
- Added 13 more at South Carolina
- Notched her second career double-double against Arkansas-Pine Bluff
- Went for a career-high 17 points in the Hogs' win over Louisiana Monroe.

Opponent	Date	gs	min	Total		3-Pointers		Free throws		Rebounds					Other						
				fg-fga	pct	3fg-fga	pct	ft-fa	pct	off	def	tot	avg	pf	a	t/o	blk	stl	pts	avg	
TARLETON ST.	11/10/21	*	20	3-7	.429	0-0	.000	6-8	.750	2	4	6	6.0	2	2	0	1	3	12	12.0	
ARK.-PINE BLUFF	11/12/21	*	18	6-8	.750	1-1	1.000	2-2	1.000	2	4	6	6.0	2	1	1	2	4	15	13.5	
at UConn	11/14/21	*	28	4-12	.333	0-4	.000	8-10	.800	4	4	8	6.7	0	2	1	1	0	16	14.3	
at Arkansas St.	11/19/21	*	19	2-6	.333	0-0	.000	1-2	.500	2	2	4	6.0	3	1	2	2	0	5	12.0	
SMU	11/22/21	*	30	8-16	.500	1-3	.333	1-4	.250	4	5	9	6.6	1	0	2	0	0	18	13.2	
SAM HOUSTON	11/27/21	*	14	2-7	.286	0-1	.000	2-2	1.000	1	2	3	6.0	2	0	1	0	1	6	12.0	
BELMONT	11/28/21	*	20	5-9	.556	0-0	.000	5-5	1.000	2	5	7	6.1	1	1	1	0	4	15	12.4	
at UCF	12/02/21	*	31	2-4	.500	0-0	.000	1-2	.500	2	4	6	6.1	2	2	4	0	1	5	11.5	
Totals			8	180	32-69	.464	2-9	.222	26-35	.743	19	30	49	6.1	13	9	12	6	13	92	11.5

Games played: 8  
 Minutes/game: 22.5  
 Points/game: 11.5  
 FG Pct: 46.4  
 3FG Pct: 22.2  
 FT Pct: 74.3

Rebounds/game: 6.1  
 Assists/game: 1.1  
 Turnovers/game: 1.5  
 Assist/turnover ratio: 0.8  
 Steals/game: 1.6  
 Blocks/game: 0.8

### SEASON | CAREER SUPERLATIVES

Stat	'19-20	'20-21	'21-22	Career
Double Figure Pts	4	9	5	18
Double Figure Rebs	1	1	-	2
Double-Doubles	1	1	-	2
5 + Assists	-	-	-	-
5 + Blocks	-	-	-	-
5 + Steals	-	-	-	-
Led Team in Pts	1	-	3	4
Led Team in Reb	4	7	5	16
20 + Points	-	-	-	-

### CAREER STATISTICS

Season	gp-gs	min/avg	Total		3-Point		F-Throws		Rebounds				Scoring							
			fg-fga	pct	fg-fga	pct	ft-fa	pct	off	def	tot	avg	pf	fo	ast	to	blk	stl	pts	avg
2019-20	27-0	304/11.3	50-98	.510	3-7	.429	31-52	.596	31	76	107	4.0	26	0	5	11	28	15	134	5.0
2020-21	28-0	454/16.2	85-145	.586	1-7	.143	44-87	.506	34	94	128	4.6	56	0	11	30	23	21	215	7.7
2021-22	8-8	180/22.5	32-69	.464	2-9	.222	26-35	.743	19	30	49	6.1	13	0	9	12	6	13	92	11.5
TOTAL	63-8	938/14.9	167-312	.535	6-23	.261	101-174	.580	84	200	284	4.5	95	0	25	53	57	49	441	7.0



**|| Rylee Langerman | So. | 5-9 | G | Norman, Okla. (Christian Heritage HS)**

**SEASON HIGHS**

Points	8	Belmont	11-28-21*
FG Made	3	Belmont	11-28-21
FG Att.	4	Ark. State	11-19-21*
3FG Made	2	Belmont	11-28-21
3FG Att.	2	Belmont	11-28-21*
FT Made	4	Ark. State	11-19-21
FT Att.	5	Ark. State	11-19-21
Off. Reb.	2	Tarleton	11-10-21
Def. Reb.	5	Ark. State	11-19-21
Rebounds	6	Ark. State	11-19-21
Assists	3	Ark. State	11-19-21
Blocks	1	Sam Houston	11-27-21
Steals	3	Ark. State	11-19-21
Minutes	25	Ark. State	11-19-21

**CAREER HIGHS**

Points	8	Belmont	11-28-21*
FG Made	3	Belmont	11-28-21
FG Att.	7	UAPB	12-21-20
3FG Made	2	Belmont	11-28-21*
3FG Att.	5	UAPB	12-21-20
FT Made	4	Ark. State	11-19-21
FT Att.	5	Ark. State	11-19-21
Off. Reb.	2	Tarleton	11-10-21*
Def. Reb.	5	Ark. State	11-19-21
Rebounds	6	Ark. State	11-19-21
Assists	4	UCA	12-13-20
Blocks	1	Sam Houston	11-27-21*
Steals	3	Ark. State	11-19-21
Minutes	25	Ark. State	11-19-21

Most Recent\*

**SEASON | CAREER SUPERLATIVES**

Stat	'20-21	'21-22	Career
Double Figure Pts	-	-	-
Double Figure Rebs	-	-	-
Double-Doubles	-	-	-
5 + Assists	-	-	-
5 + Blocks	-	-	-
5 + Steals	-	-	-
Led Team in Pts	-	-	-
Led Team in Reb	-	-	-
20 + Points	-	-	-
30+ Points	-	-	-

**NOTES**

- Was a swiss army knife against AState, going for eight points, six boards, three assists and three steals
- Showed flashes in limited action during her freshman season
- Averaged 1.2 points, 1.1 rebounds, 0.5 assists, 0.1 steals, 7.1 minutes per game
- Scored a career-high four points on the road at SMU
- Also had four against Louisiana Monroe
- Hit at least one three in four of her 13 appearances
- Pulled down four rebounds against both Oral Roberts and Central Arkansas
- Also had a career-high four assists against UCA.

Opponent	Date	gs	min	Total		3-Pointers		Free throws		Rebounds				pts	avg					
				fg-fga	pct	3fg-fga	pct	ft-fa	pct	off	def	tot	avg							
TARLETON ST.	11/10/21	12	1-2	.500	0-0	.000	0-0	.000	2	0	2	2.0	0	3	1	0	0	2	2.0	
ARK-PINE BLUFF	11/12/21	14	2-4	.500	1-2	.500	0-1	.000	0	1	1	1.5	4	0	1	0	1	5	3.5	
at UConn	11/14/21	6	0-0	.000	0-0	.000	0-0	.000	0	0	0	1.0	4	0	0	0	0	0	2.3	
at Arkansas St.	11/19/21	25	2-4	.500	0-2	.000	4-5	.800	1	5	6	2.3	4	3	0	0	3	8	3.8	
SMU	11/22/21	* 24	0-0	.000	0-0	.000	0-0	.000	0	4	4	2.6	3	0	1	0	0	0	3.0	
SAM HOUSTON	11/27/21	16	1-4	.250	0-1	.000	2-2	1.000	0	2	2	2.5	1	1	1	1	1	4	3.2	
BELMONT	11/28/21	13	3-3	1.000	2-2	1.000	0-0	.000	1	1	2	2.4	1	0	2	0	0	8	3.9	
at UCF	12/02/21	9	0-0	.000	0-0	.000	0-0	.000	0	2	2	2.4	3	0	1	0	0	0	3.4	
Totals		1	119	9-17	.529	3-7	.429	6-8	.750	4	15	19	2.4	20	7	7	1	5	27	3.4

Games played: 8  
 Minutes/game: 14.9  
 Points/game: 3.4  
 FG Pct: 52.9  
 3FG Pct: 42.9  
 FT Pct: 75.0

Rebounds/game: 2.4  
 Assists/game: 0.9  
 Turnovers/game: 0.9  
 Assist/turnover ratio: 1.0  
 Steals/game: 0.6  
 Blocks/game: 0.1

**CAREER STATISTICS**

Season	gp-gs	min/avg	Total		3-Point		F-Throws		Rebounds				Scoring							
			fg-fga	pct	fg-fga	pct	ft-fa	pct	off	def	tot	avg	pf	fo	ast	to	blk	stl	pts	avg
2020-21	13-0	92/7.1	5-16	.313	4-10	.400	2-4	.500	2	12	14	1.1	10	0	7	9	1	1	16	1.2
2021-22	8-1	119/14.9	9-17	.529	3-7	.429	6-8	.750	4	15	19	2.4	20	0	7	7	1	5	27	3.4
TOTAL	21-1	211/10.0	14-33	.424	7-17	.412	8-12	.667	6	27	33	1.6	30	0	14	16	2	6	43	2.0



## 13 Sasha Goforth | So. | 6-1 | G | Fayetteville, Ark. (Fayetteville HS)

### SEASON HIGHS

Points	17	@ #2 UConn	11-14-21
FG Made	6	@ #2 UConn	11-14-21
FG Att.	17	@ #2 UConn	11-14-21
3FG Made	1	@ UCF	12-2-21*
3FG Att.	4	Tarleton	11-10-21
FT Made	5	@ #2 UConn	11-14-21
FT Att.	10	SMU	11-22-21
Off. Reb.	5	SMU	11-22-21
Def. Reb.	4	Sam Houston	11-27-21
Rebounds	8	@ #2 UConn	11-14-21
Assists	4	Sam Houston	11-27-21
Blocks	3	Sam Houston	11-27-21*
Steals	2	SMU	11-22-21
Minutes	33	SMU	11-22-21

### CAREER HIGHS

Points	24	San Francisco	12-3-20
FG Made	8	Washington	1-26-21
FG Att.	17	@ #2 UConn	11-14-21
3FG Made	6	Washington	1-26-21
3FG Att.	8	Stanford	2-13-21
FT Made	9	@ Oregon	2-28-21
FT Att.	12	San Francisco	12-3-20
Off. Reb.	5	SMU	11-22-21
Def. Reb.	9	@ Utah	1-31-21
Rebounds	10	@ Utah	1-31-21
Assists	7	Montana West	11-28-20
Blocks	3	Sam Houston	11-27-21*
Steals	4	Utah	12-8-20
Minutes	38	Oregon	3-4-21

\*Most Recent

### SEASON | CAREER SUPERLATIVES

Stat	'20-21	'21-22	Career
Double Figure Pts	12	4	16
Double Figure Rebs	1	-	1
Double-Doubles	1	-	1
5 + Assists	1	-	1
5 + Blocks	-	-	-
5 + Steals	-	-	-
Led Team in Pts	3	-	3
Led Team in Reb	1	1	2
20 + Points	2	-	2

### NOTES

- Scored a season best 17 points at No. 2 UConn
- Started every game during her freshman season at Oregon State
- Earned PAC-12 All-Freshman Team Honors
- Averaged 11.6 points and 3.6 rebounds per game
- Dished 34 assists and shot 36 percent from beyond the three-point arc
- Had 19 blocked shots and 15 steals on the defensive side of the ball
- Had two 20+ point games
- Notched her first-career double-double against Utah

Opponent	Date	gs	min	Total		3-Pointers		Free throws		Rebounds				pf	a	t/o	blk	stl	pts	avg	
				fg-fga	pct	3fg-fga	pct	ft-fa	pct	off	def	tot	avg								
TARLETON ST.	11/10/21	*	23	3-8	.375	0-4	.000	2-4	.500	2	3	5	5.0	1	2	1	0	0	8	8.0	
ARK.-PINE BLUFF	11/12/21	*	19	4-6	.667	1-2	.500	2-3	.667	1	3	4	4.5	3	3	1	3	0	11	9.5	
at UConn	11/14/21	*	31	6-17	.353	0-2	.000	5-5	1.000	3	2	5	4.7	1	1	2	1	0	17	12.0	
at Arkansas St.	11/19/21	*	15	3-6	.500	1-2	.500	1-2	.500	0	4	4	4.5	5	1	1	1	0	8	11.0	
SMU	11/22/21	*	33	3-12	.250	0-1	.000	2-10	.200	5	3	8	5.2	1	2	1	1	2	8	10.4	
SAM HOUSTON	11/27/21	*	24	3-10	.300	0-3	.000	1-1	1.000	2	4	6	5.3	0	4	1	3	1	7	9.8	
BELMONT	11/28/21	*	20	4-5	.800	1-2	.500	1-2	.500	0	2	2	4.9	0	1	1	2	0	10	9.9	
at UCF	12/02/21	*	28	5-11	.455	1-3	.333	0-0	.000	1	1	2	4.5	4	3	2	0	1	11	10.0	
Totals			8	193	31-75	.413	4-19	.211	14-27	.519	14	22	36	4.5	15	17	10	11	4	80	10.0

Games played: 8  
 Minutes/game: 24.1  
 Points/game: 10.0  
 FG Pct: 41.3  
 3FG Pct: 21.1  
 FT Pct: 51.9

Rebounds/game: 4.5  
 Assists/game: 2.1  
 Turnovers/game: 1.3  
 Assist/turnover ratio: 1.7  
 Steals/game: 0.5  
 Blocks/game: 1.4

### CAREER STATISTICS

Year	GP-GS	Min	Avg	FG	Total			3-Point			F-Throw			Rebounds									
					FGA	Pct	FT	FGA	Pct	FT	FTA	Pct	Off	Def	Tot	Avg	PF	Ast	TO	Blk	Stl	Pts	Avg
2020-21*	20-20	588	29.4	77	184	.418	24	67	.358	53	74	.716	6	66	72	3.6	46	34	50	19	15	231	11.6
Oregon State Stats*																							
Season	gp-gs	min/avg		fg-fga	pct	fg-fga	pct	ft-fa	pct	off	def	tot	avg	pf	fo	ast	to	blk	stl	pts	avg		
2021-22	8-8	193/24.1		31-75	.413	4-19	.211	14-27	.519	14	22	36	4.5	15	1	17	10	11	4	80	10.0		
TOTAL	8-8	193/24.1		31-75	.413	4-19	.211	14-27	.519	14	22	36	4.5	15	1	17	10	11	4	80	10.0		



## 15 Ashlyn Sage | Fr. | 6-2 | G | Weatherford, Okla. (Weatherford HS)

### SEASON HIGHS

Points	6	Tarleton	11-10-21
FG Made	2	Tarleton	11-10-21
FG Att.	3	UAPB	11-12-21
3FG Made	2	Tarleton	11-10-21
3FG Att.	3	UAPB	11-12-21
FT Made	N/A		
FT Att.	N/A		
Off. Reb.	1	Sam Houston	11-27-21*
Def. Reb.	2	UAPB	11-12-21
Rebounds	3	UAPB	11-12-21
Assists	1	UAPB	11-12-21
Blocks	N/A		
Steals	1	Tarleton	11-10-21
Minutes	9	Tarleton	11-10-21

### CAREER HIGHS

(Same as Season Highs)

### SEASON | CAREER SUPERLATIVES

Stat	'21-22	Career
Double Figure Pts	-	-
Double Figure Rebs	-	-
Double-Doubles	-	-
5 + Assists	-	-
5 + Blocks	-	-
5 + Steals	-	-
Led Team in Pts	-	-
Led Team in Reb	-	-
20 + Points	-	-

### NOTES

- No. 84 overall recruit in Premier Basketball's 2021 rankings
- A three-time All-Conference selection
- VYPE Top 100 in both 2020 and 2019
- Tulsa World Top Players
- Was a state qualifier in 2020
- Led the state of Oklahoma in both three-point percentage and free throw percentage in 2020

Opponent	Date	gs	min	Total		3-Pointers		Free throws		Rebounds				pts	avg	
				fg-fga	pct	3fg-fga	pct	ft-fga	pct	off	def	tot	avg			
TARLETON ST.	11/10/21	9		2-2	1.000	2-2	1.000	0-0	.000	0	0	0	0	0	6	6.0
ARK.-PINE BLUFF	11/12/21	7		0-3	.000	0-3	.000	0-0	.000	1	2	3	1.5	1	0	3.0
at Arkansas St	11/19/21	3		1-2	.500	1-2	.500	0-0	.000	1	0	1	1.3	0	0	3.0
SAM HOUSTON	11/27/21	4		0-0	.000	0-0	.000	0-0	.000	1	0	1	1.3	0	0	2.3
BELMONT	11/28/21	4		0-1	.000	0-1	.000	0-0	.000	0	0	0	1.0	0	0	1.8
Totals		0	27	3-8	.375	3-8	.375	0-0	.000	3	2	5	1.0	1	1	1.8

Games played: 5  
 Minutes/game: 5.4  
 Points/game: 1.8  
 FG Pct: 37.5  
 3FG Pct: 37.5

Rebounds/game: 1.0  
 Assists/game: 0.2  
 Turnovers/game: 0.4  
 Assist/turnover ratio: 0.5  
 Steals/game: 0.2

### CAREER STATISTICS

Season	gp-gs	min/avg	Total		3-Point		F-Throws		Rebounds				Scoring							
			fg-fga	pct	fg-fga	pct	ft-fga	pct	off	def	tot	avg	pf	fo	ast	to	blk	stl	pts	avg
2021-22	5-0	27/5.4	3-8	.375	3-8	.375	0-0	.000	3	2	5	1.0	1	0	1	2	0	1	9	1.8
TOTAL	5-0	27/5.4	3-8	.375	3-8	.375	0-0	.000	3	2	5	1.0	1	0	1	2	0	1	9	1.8



## 22 Avery Hughes | Jr. | 5-7 | G | Bentonville, Ark. (Bentonville HS)

### SEASON HIGHS

Points	N/A		
FG Made	N/A		
FG Att.	2	UAPB	11-12-21
3FG Made	N/A		
3FG Att.	1	UAPB	11-12-21
FT Made	N/A		
FT Att.	N/A		
Off. Reb.	N/A		
Def. Reb.	1	Ark. State	11-19-21
Rebounds	1	Ark. State	11-19-21
Assists	1	Tarleton	11-10-21
Blocks	N/A		
Steals	N/A		
Minutes	7	UAPB	11-12-21

### CAREER HIGHS

Points	6	UAPB	12-21-20*
FG Made	2	UAPB	12-21-20*
FG Att.	4	Tulsa	12-11-19
3FG Made	2	UAPB	12-21-20*
3FG Att.	3	Tulsa	12-11-19
FT Made	1	Stony Brook	11-17-19
FT Att.	1	Stony Brook	11-17-19
Off. Reb.	N/A		
Def. Reb.	1	Ark. State	11-19-21*
Rebounds	1	Ark. State	11-19-21*
Assists	2	UAPB	12-21-20*
Blocks	N/A		
Steals	1	ULM	12-3-20*
Minutes	10	UAPB	12-21-20*

\*Most Recent

### NOTES

- Dropped a career-best six points on UAPB, hitting two threes last season.
- Scored her first-career points against McNeese State last season.
- Finished her career as Bentonville's second leading scorer and set single game records for points (34) and free throws (20-for-22)
- Two-time all-conference and all-state selection leading Bentonville to the 2019 conference title and a state runner-up finish
- Honors include All-Arkansas Second-Team, All-Northwest Arkansas First-Team, Gatorade Player of the Week, two KURM Dream Team selections and team captain honors as a senior
- The first walk-on for Neighbors and his staff at Arkansas

Opponent	Date	gs	min	Total		3-Pointers		Free throws		Rebounds				Other						
				fg-fga	pct	3fg-fga	pct	ft-fga	pct	off	def	tot	avg	pf	a	tlo	blk	stl	pts	avg
TARLETON ST.	11/10/21	3		0-1	.000	0-0	.000	0-0	.000	0	0	0	0.0	0	1	0	0	0	0	0.0
ARK.-PINE BLUFF	11/12/21	7		0-2	.000	0-1	.000	0-0	.000	0	0	0	0.0	1	0	0	0	0	0	0.0
at Arkansas St.	11/19/21	2		0-0	.000	0-0	.000	0-0	.000	0	1	1	0.3	0	0	1	0	0	0	0.0
SAM HOUSTON	11/27/21	3		0-0	.000	0-0	.000	0-0	.000	0	0	0	0.3	0	0	1	0	0	0	0.0
BELMONT	11/28/21	3		0-0	.000	0-0	.000	0-0	.000	0	0	0	0.2	1	0	0	0	0	0	0.0
Totals		0	18	0-3	.000	0-1	.000	0-0	.000	0	1	1	0.2	2	1	2	0	0	0	0.0

Games played: 5  
 Minutes/game: 3.6  
 FG Pct: 0.0  
 3FG Pct: 0.0

Rebounds/game: 0.2  
 Assists/game: 0.2  
 Turnovers/game: 0.4  
 Assist/turnover ratio: 0.5

### SEASON | CAREER SUPERLATIVES

Stat	'19-20	'20-21	'21-22	Career
Double Figure Pts	-	-	-	-
Double Figure Rebs	-	-	-	-
Double-Doubles	-	-	-	-
5 + Assists	-	-	-	-
5 + Blocks	-	-	-	-
5 + Steals	-	-	-	-
Led Team in Pts	-	-	-	-
Led Team in Reb	-	-	-	-
20 + Points	-	-	-	-

### CAREER STATISTICS

Season	gp-gs	min/avg	Total		3-Point		F-Throws			Rebounds				Scoring						
			fg-fga	pct	fg-fga	pct	ft-fga	pct	off	def	tot	avg	pf	fo	ast	to	blk	stl	pts	avg
2019-20	14-0	51/3.6	8-16	.500	3-9	.333	1-1	1.000	0	0	0	0.0	8	0	2	8	0	0	20	1.4
2020-21	7-0	45/6.4	3-7	.429	3-6	.500	3-3	1.000	0	2	2	0.3	2	0	5	3	0	2	12	1.7
2021-22	5-0	18/3.6	0-3	.000	0-1	.000	0-0	.000	0	1	1	0.2	2	0	1	2	0	0	0	0.0
TOTAL	26-0	114/4.4	11-26	.423	6-16	.375	4-4	1.000	0	3	3	0.1	12	0	8	13	0	2	32	1.2



**23 Amber Ramirez | RSr. | 5-9 | G | San Antonio, Texas (Wagner HS) | TCU**

**SEASON HIGHS**

Points	20	@ #2 UConn	11-14-21
FG Made	8	@ #2 UConn	11-14-21
FG Att.	17	@ #2 UConn	11-14-21
3FG Made	4	Sam Houston	11-27-21
3FG Att.	11	UAPB	11-12-21
FT Made	3	Sam Houston	11-27-21
FT Att.	3	Sam Houston	11-27-21
Off. Reb.	1	Tarleton	11-10-21
Def. Reb.	4	Sam Houston	11-27-21
Rebounds	4	Sam Houston	11-27-21*
Assists	3	@ UCF	12-2-21*
Blocks	1	Ark. State	11-19-21*
Steals	2	@ UCF	12-2-21*
Minutes	30	SMU	11-22-21*

**CAREER HIGHS**

Points	35	Alabama	2-28-21
FG Made	12	Alabama	2-28-21
FG Att.	20	Tennessee	2-20-20
3FG Made	11	SF Louisiana	12-10-17
3FG Att.	17	SF Louisiana	12-10-17
FT Made	9	Oklahoma	3-3-18
FT Att.	10	Oklahoma	3-3-18
Off. Reb.	2	Auburn	1-31-21
Def. Reb.	8	Wisconsin	11-30-19
Rebounds	9	Wisconsin	11-30-19
Assists	7	at Kentucky	2-15-18
Blocks	3	@ No. 4 SC	1-18-21
Steals	5	UT Martin	12-29-19
Minutes	45	@ Missouri	2-2-20

\*Most Recent

**NOTES**

- Registered the 16th 20 point game of her career against UConn.
- Went off for a career-high 35 against Alabama
- Had 22 against No. 3 UConn and made five treys
- Scored a season-high 23 points against No. 4 Baylor
- Named College Sports Madness National Player of the Week (Dec. 7, 2020)
- Bounced back against Wake Forest after her 2020-21 debut, going for 22 points
- Scored a season-high 29 points against Tennessee in 2019-20
- Went wire-to-wire at Mizzou, playing all 45 minutes against the Tigers
- Was a perfect 6-6 against Vanderbilt
- Matched her season-high in threes-made against Auburn, going for seven
- Made seven threes against NWSU

Opponent	Date	qs	min	Total		3-Pointers		Free throws		Rebounds				pf	a	t/o	blk	stl	pts	avg	
				fg-fga	pct	3fg-fga	pct	ft-fa	pct	off	def	tot	avg								
TARLETON ST.	11/10/21	*	23	0-4	.000	0-3	.000	0-0	.000	1	3	4	4.0	0	2	0	0	0	0	0.0	
ARK-PINE BLUFF	11/12/21	*	18	4-12	.333	3-11	.273	0-0	.000	0	4	4	4.0	0	3	0	0	0	11	5.5	
at UConn	11/14/21	*	29	8-17	.471	3-6	.500	1-2	.500	0	2	2	3.3	2	2	0	1	0	20	10.3	
at Arkansas St.	11/19/21	*	30	5-11	.455	2-6	.333	1-2	.500	0	3	3	3.3	1	0	1	1	0	13	11.0	
SMU	11/22/21	*	30	4-12	.333	2-8	.250	1-2	.500	0	2	2	3.0	3	2	0	0	1	11	11.0	
SAM HOUSTON	11/27/21	*	26	5-7	.714	4-5	.800	3-3	1.000	0	4	4	3.2	2	1	2	0	2	17	12.0	
BELMONT	11/28/21	*	26	2-4	.500	1-1	1.000	2-2	1.000	0	3	3	3.1	1	3	2	0	1	7	11.3	
at UCF	12/02/21	*	29	1-10	.100	1-8	.125	0-0	.000	0	2	2	3.0	3	3	0	0	2	3	10.3	
Totals			8	211	29.77	.377	16-48	.333	8-11	.727	1	23	24	3.0	12	16	5	2	6	82	10.3

Games played: 8  
 Minutes/game: 26.4  
 Points/game: 10.3  
 FG Pct: 37.7  
 3FG Pct: 33.3  
 FT Pct: 72.7

Rebounds/game: 3.0  
 Assists/game: 2.0  
 Turnovers/game: 0.6  
 Assist/turnover ratio: 3.2  
 Steals/game: 0.8  
 Blocks/game: 0.3

**SEASON | CAREER SUPERLATIVES**

Stat	'16-17	'17-18	'19-20	'20-21	'21-22	Career
Double Figure Pts	7	18	21	21	5	72
Double Figure Rebs	-	-	-	-	-	-
Double-Doubles	-	-	-	-	-	-
5+ Assists	2	7	2	1	-	12
5+ Blocks	-	-	-	-	-	-
5+ Steals	-	-	1	-	-	1
Led Ark in Pts	-	-	6	6	2	14
Led Ark in Reb	-	-	2	-	-	2
20+ Points	-	3	7	5	1	16
30+ Points	-	1	-	1	-	2

**CAREER STATISTICS**

Year	GP-GS	Min	Avg	FG	Total		3-Point		F-Throw		Rebounds				PF	FO	Ast	TO	Blk	Stl	Pts	Avg		
					FGA	Pct	FG	Pct	FT	FTA	Pct	Off	Def	Tot									Avg	
2016-17	*23-5	559	24.3	67	196	.342	39	106	.368	17	20	.850	1	45	46	2.0	35	0	32	27	11	15	190	8.3
2017-18	*36-23	896	24.9	131	311	.421	65	166	.392	48	56	.857	5	63	68	1.9	21		103	57	4	30	375	10.4

TCU Stats\*

Season	gp-gs	min/avg	fg-fga	pct	fg-fga	pct	ft-fa	pct	off	def	tot	avg	pf	fo	ast	to	blk	stl	pts	avg
2019-20	32-32	1045/32.7	164-371	.442	106-237	.447	36-39	.923	8	93	101	3.2	27	0	60	31	10	36	470	14.7
2020-21	27-27	867/32.1	123-286	.430	77-177	.435	42-52	.808	6	72	78	2.9	38	0	41	33	5	30	365	13.5
2021-22	8-8	211/26.4	29-77	.377	16-48	.333	8-11	.727	1	23	24	3.0	12	0	16	5	2	6	82	10.3
TOTAL	67-67	2123/31.7	316-734	.431	199-462	.431	86-102	.843	15	188	203	3.0	77	0	117	69	17	72	917	13.7





## 24 Jersey Wolfenbarger | Fr. | 6-5 | G/F | Fort Smith, Ark. (Northside HS)

### SEASON HIGHS

Points	16	Sam Houston	11-27-21
FG Made	5	Sam Houston	11-27-21
FG Att.	10	Tarleton	11-10-21
3FG Made	3	Sam Houston	11-27-21
3FG Att.	5	Tarleton	11-10-21
FT Made	3	Belmont	11-28-21*
FT Att.	6	Sam Houston	11-27-21
Off. Reb.	4	UAPB	11-12-21
Def. Reb.	5	Tarleton	11-10-21
Rebounds	6	UAPB	11-12-21
Assists	3	Belmont	11-28-21
Blocks	1	@ #2 UConn	11-14-21*
Steals	1	Belmont	11-28-21*
Minutes	22	Tarleton	11-10-21

### CAREER HIGHS

(Same as Season Highs)

### SEASON | CAREER SUPERLATIVES

Stat	'21-22	Career
Double Figure Pts	3	3
Double Figure Rebs	-	-
Double-Doubles	-	-
5 + Assists	-	-
5 + Blocks	-	-
5 + Steals	-	-
Led Team in Pts	-	-
Led Team in Reb	-	-
20 + Points	-	-

### NOTES

- Scored a career-best 16 points against Sam Houston
- FIBA U19 Gold Medalist
- No. 7 overall recruit, and No. 1 wing player in the ESPN HoopGurlz 2021 recruiting rankings at the time of her signing
- Consensus five-star player out of Northside High School
- Arkansas' first McDonald's All-American signee since 2016
- One of five finalists for the Jersey Mike's Naismith High School Player of the Year Award
- Arkansas' Gatorade Player of the year in 2020 and 2021
- Won two state titles during her four year high school career
- Hit a buzzer beater to win the 2019 6A State Championship sophomore season

Opponent	Date	gs	min	Total		3-Pointers		Free throws		Rebounds				pf	a	t/o	blk	stl	pts	avg	
				fg-fga	pct	3fg-fga	pct	ft-fta	pct	off	def	tot	avg								
TARLETON ST.	11/10/21	*	22	4-10	.400	1-5	.200	1-4	.250	0	5	5	5.0	4	0	1	1	1	10	10.0	
ARK-PINE BLUFF	11/12/21		21	2-6	.333	1-2	.500	2-4	.500	4	2	6	5.5	3	1	2	1	1	7	8.5	
at UConn	11/14/21		15	0-1	.000	0-1	.000	0-0	.000	0	4	4	5.0	2	0	1	1	1	0	5.7	
SMU	11/22/21		6	1-3	.333	0-0	.000	0-0	.000	1	0	1	4.0	1	0	2	0	1	2	4.8	
SAM HOUSTON	11/27/21		17	5-8	.625	3-4	.750	3-6	.500	2	1	3	3.8	3	0	1	0	0	16	7.0	
BELMONT	11/28/21		17	3-7	.429	1-2	.500	3-4	.750	1	3	4	3.8	0	3	0	0	1	10	7.5	
at UCF	12/02/21		16	2-5	.400	1-3	.333	1-2	.500	2	1	3	3.7	3	1	3	0	0	6	7.3	
Totals			1	114	17-40	.425	7-17	.412	10-20	.500	10	16	26	3.7	16	5	10	3	5	51	7.3

Games played: 7  
 Minutes/game: 16.3  
 Points/game: 7.3  
 FG Pct: 42.5  
 3FG Pct: 41.2  
 FT Pct: 50.0

Rebounds/game: 3.7  
 Assists/game: 0.7  
 Turnovers/game: 1.4  
 Assist/turnover ratio: 0.5  
 Steals/game: 0.7  
 Blocks/game: 0.4

### CAREER STATISTICS

Season	gp-gs	min/avg	Total		3-Point		F-Throws		Rebounds				Scoring							
			fg-fga	pct	fg-fga	pct	ft-fta	pct	off	def	tot	avg	pf	fo	ast	to	blk	stl	pts	avg
2021-22	7-1	114/16.3	17-40	.425	7-17	.412	10-20	.500	10	16	26	3.7	16	0	5	10	3	5	51	7.3
TOTAL	7-1	114/16.3	17-40	.425	7-17	.412	10-20	.500	10	16	26	3.7	16	0	5	10	3	5	51	7.3



**25 Destinee Oberg | Jr. | 6-3 | C | Burnsville, Minn. (John F. Kennedy HS)**

**SEASON HIGHS**

Points	2	Belmont	11-28-21
FG Made	1	Belmont	11-28-21
FG Att.	2	Belmont	11-28-21
3FG Made	N/A		
3FG Att.	N/A		
FT Made	N/A		
FT Att.	2	UAPB	11-12-21
Off. Reb.	2	Sam Houston	11-27-21
Def. Reb.	3	Tarleton	11-10-21
Rebounds	3	Tarleton	11-10-21
Assists	N/A		
Blocks	1	Belmont	11-28-21*
Steals	N/A		
Minutes	7	Tarleton	11-10-21

**CAREER HIGHS**

Points	4	@ Ole Miss	2-16-20*
FG Made	2	@ Vanderbilt	1-19-20
FG Att.	3	ULM	12-3-20*
3FG Made	N/A		
3FG Att.	N/A		
FT Made	2	@ Ole Miss	2-16-20
FT Att.	2	Maryland	11-29-20*
Off. Reb.	3	ULM	12-3-20
Def. Reb.	3	Tarleton	11-10-21*
Rebounds	6	ULM	12-3-20
Assists	2	UAPB	12-21-20*
Blocks	1	Ark. State	11-19-21*
Steals	1	Maryland	11-29-20
Minutes	12	UAPB	12-21-20*

**Most Recent\***

**SEASON | CAREER SUPERLATIVES**

Stat	'19-20	'20-21	'21-22	Career
Double Figure Pts	-	-	-	-
Double Figure Rebs	-	-	-	-
Double-Doubles	-	-	-	-
5 + Assists	-	-	-	-
5 + Blocks	-	-	-	-
5 + Steals	-	-	-	-
Led Team in Pts	-	-	-	-
Led Team in Reb	-	-	-	-
20 + Points	-	-	-	-

**NOTES**

- Matched her career-high against Ole Miss, going for four points
- Scored her first four collegiate points against Vanderbilt
- Made her collegiate debut against UT Martin, recording a block in her four minutes played
- Despite missing her junior season with injury, Prospects Nation rated Oberg as a 4.5-star prospect, the No. 6 post player and No. 38 overall recruit in the nation for the 2019 class
- As a sophomore, Oberg and the Academy of Holy Angels played to a third-place finish at the state tournament
- She averaged 16.6 points, 9.9 rebounds, 2.5 assists and 2.1 steals per game that season


Opponent	Date	gs	min	Total		3-Pointers		Free throws		Rebounds				Other								
				fg-fga	pct	3fg-fga	pct	ft-fga	pct	off	def	tot	avg	pf	a	t/o	blk	stl	pts	avg		
TARLETON ST.	11/10/21	7		0-0	.000	0-0	.000	0-0	.000	0	3	3	3.0	1	0	0	0	0	0	0	0	0.0
ARK.-PINE BLUFF	11/12/21	6		0-1	.000	0-0	.000	0-2	.000	0	0	0	1.5	1	0	0	0	0	0	0	0	0.0
at Arkansas St.	11/19/21	6		0-0	.000	0-0	.000	0-0	.000	0	2	2	1.7	3	0	0	1	0	0	0	0	0.0
SAM HOUSTON	11/27/21	4		0-2	.000	0-0	.000	0-0	.000	2	0	2	1.8	1	2	0	0	0	0	0	0	0.0
BELMONT	11/28/21	4		1-2	.500	0-0	.000	0-0	.000	0	0	0	1.4	0	0	0	1	0	0	2	0.4	
Totals		0	27	1-5	.200	0-0	.000	0-2	.000	2	5	7	1.4	6	2	0	2	0	2	0	2	0.4

Games played: 5  
 Minutes/game: 5.4  
 Points/game: 0.4  
 FG Pct: 20.0  
 FT Pct: 0.0

Rebounds/game: 1.4  
 Assists/game: 0.4  
 Assist/turnover ratio: 99.9  
 Blocks/game: 0.4

**CAREER STATISTICS**

Season	gp-gs	min/avg	Total		3-Point		F-Throws		Rebounds				Other				Scoring			
			fg-fga	pct	fg-fga	pct	ft-fga	pct	off	def	tot	avg	pf	fo	ast	to	blk	stl	pts	avg
2019-20	8-0	28/3.5	3-6	.500	0-0	.000	2-2	1.000	1	4	5	0.6	3	0	0	3	1	0	8	1.0
2020-21	12-0	71/5.9	4-9	.444	0-0	.000	1-4	.250	5	10	15	1.3	8	0	8	11	1	1	9	0.8
2021-22	5-0	27/5.4	1-5	.200	0-0	.000	0-2	.000	2	5	7	1.4	6	0	2	0	2	0	2	0.4
TOTAL	25-0	126/5.0	8-20	.400	0-0	.000	3-8	.375	8	19	27	1.1	17	0	10	14	4	1	19	0.8



**30** Maryam Dauda | Fr. | 6-4 | F | Bentonville, Ark. (Bentonville HS)

### SEASON HIGHS

Points	N/A
FG Made	N/A
FG Att.	N/A
3FG Made	N/A
3FG Att.	N/A
FT Made	N/A
FT Att.	N/A
Off. Reb.	N/A
Def. Reb.	N/A
Rebounds	N/A
Assists	N/A
Blocks	N/A
Steals	N/A
Minutes	N/A

### NOTES

- The 13th ranked player and top ranked post player in the ESPN HoopGurlz 2021 recruiting rankings at the time of her signing
- Consensus five star recruit out of Bentonville High School
- McDonald's All-American in 2021
- Naismith High School Player of the Year Semifinalist following her senior season
- Four-time All-Conference selection and three-time All-State selection
- Leading scorer, rebounder, and shot blocker in the history of Bentonville High School

### CAREER HIGHS

(Same as Season Highs)

### SEASON | CAREER SUPERLATIVES

Stat	'21-22	Career
Double Figure Pts	-	-
Double Figure Rebs	-	-
Double-Doubles	-	-
5 + Assists	-	-
5 + Blocks	-	-
5 + Steals	-	-
Led Team in Pts	-	-
Led Team in Reb	-	-
20 + Points	-	-

## CAREER STATISTICS



**43 Makayla Daniels | Jr. | 5-8 | G | Frederick, Md. (Frederick HS)**

**SEASON HIGHS**

Points	22	Ark. State	11-19-21
FG Made	8	Ark. State	11-19-21
FG Att.	13	Ark. State	11-19-21
3FG Made	4	@ UCF	12-2-21
3FG Att.	8	@ UCF	12-2-21
FT Made	4	@ UCF	12-2-21*
FT Att.	5	SMU	11-22-21*
Off. Reb.	4	Ark. State	11-19-21
Def. Reb.	7	SMU	11-22-21
Rebounds	8	Ark. State	11-19-21
Assists	6	Sam Houston	11-27-21
Blocks	1	Tarleton	11-10-21
Steals	3	@ UCF	12-2-21*
Minutes	37	@ UCF	12-2-21

**CAREER HIGHS**

Points	27	Oral Roberts	11-14-19
FG Made	8	Ark. State	11-19-21*
FG Att.	15	Maryland	11-29-20
3FG Made	6	Oral Roberts	11-14-19
3FG Att.	9	@ Tennessee	1-7-21
FT Made	8	Belmont	11-20-19
FT Att.	10	Belmont	11-20-19
Off. Reb.	4	Ark. State	11-19-21
Def. Reb.	9	Alabama	2-28-21
Rebounds	9	Alabama	2-28-21
Assists	7	@ SMU	12-9-20
Blocks	1	Tarleton	11-10-21*
Steals	5	Kansas State	12-7-19
Minutes	39	No. 8 TAMU	1-10-21

\*Most Recent

**SEASON | CAREER SUPERLATIVES**

Stat	'19-20	'20-21	'21-22	Career
Double Figure Pts	10	18	5	33
Double Figure Rebs	-	-	-	-
Double-Doubles	-	-	-	-
5 + Assists	3	2	3	8
5 + Blocks	-	-	-	-
5 + Steals	1	-	-	1
Led Team in Pts	3	1	3	7
Led Team in Reb	-	1	3	4
20 + Points	2	1	1	4

**NOTES**

- Stuffed the stat sheet against AState, going for 22 points, eight boards and five assists
- Recached double figures in her NCAA Tournament debut, going for 11 points
- Nearly double-doubled against Alabama, going for 15 points and nine rebounds
- Scored 21 against No. 12 Maryland, her first 20+ point game of the season
- Dished a career-best six assists against UT Martin in 2019-20
- Had a career-high five steals against Kansas State in 2019-20
- Dropped 21 against Belmont in 2019-20
- Named SEC Freshman of the Week after standout performances against ORU and SB (11/19)
- Was sensational against ORU, going for a career-high 27 points

Opponent	Date	qs	min	Total		3-Pointers		Free throws		Rebounds					pts	avg					
				fg-fga	pct	fg-fga	pct	ft-fa	pct	off	def	tot	avg	pf			a	t/o	blk	stl	
TARLETON ST.	11/10/21	*	21	5-11	.455	1-4	.250	4-5	.800	3	3	6	6.0	1	1	2	1	2	15	15.0	
ARK.-PINE BLUFF	11/12/21	*	21	2-6	.333	0-4	.000	1-1	1.000	2	3	5	5.5	3	4	0	0	2	5	10.0	
at UConn	11/14/21	*	28	2-11	.182	1-5	.200	0-1	.000	2	4	6	5.7	4	3	2	0	0	5	8.3	
at Arkansas St.	11/19/21	*	30	8-13	.615	2-5	.400	4-5	.800	4	4	8	6.3	1	5	4	0	1	22	11.8	
SMU	11/22/21	*	23	6-10	.600	0-3	.000	4-5	.800	0	7	7	6.4	4	2	0	0	1	16	12.6	
SAM HOUSTON	11/27/21	*	29	4-8	.500	0-3	.000	3-4	.750	1	4	5	6.2	2	6	1	0	3	11	12.3	
BELMONT	11/28/21	*	25	1-5	.200	0-2	.000	1-2	.500	1	2	3	5.7	2	5	1	0	3	3	11.0	
at UCF	12/02/21	*	37	5-10	.500	4-8	.500	4-4	1.000	2	4	6	5.8	4	1	0	0	3	18	11.9	
Totals			8	214	33-74	.446	8-34	.235	21-27	.778	15	31	46	5.8	21	27	10	1	15	95	11.9

Games played: 8  
 Minutes/game: 26.8  
 Points/game: 11.9  
 FG Pct: 44.6  
 3FG Pct: 23.5  
 FT Pct: 77.8

Rebounds/game: 5.8  
 Assists/game: 3.4  
 Turnovers/game: 1.3  
 Assist/turnover ratio: 2.7  
 Steals/game: 1.9  
 Blocks/game: 0.1

**CAREER STATISTICS**

Season	gp-gs	min/avg	Total		3-Point		F-Throws		Rebounds				Scoring							
			fg-fga	pct	fg-fga	pct	ft-fa	pct	off	def	tot	avg	pf	fo	ast	to	blk	stl	pts	avg
2019-20	32-32	716/22.4	107-216	.495	25-56	.446	60-77	.779	7	48	55	1.7	67	1	77	44	2	45	299	9.3
2020-21	28-28	802/28.6	101-256	.395	44-120	.367	78-97	.804	9	74	83	3.0	75	2	61	43	4	41	324	11.6
2021-22	8-8	214/26.8	33-74	.446	8-34	.235	21-27	.778	15	31	46	5.8	21	0	27	10	1	15	95	11.9
TOTAL	68-68	1732/25.5	241-546	.441	77-210	.367	159-201	.791	31	153	184	2.7	163	3	165	97	7	101	718	10.6



## 55 Emrie Ellis | Fr. | 6-3 | F | Vanoss, Okla. | Vanoss HS

### SEASON HIGHS

Points	8	Sam Houston	11-27-21
FG Made	3	Belmont	11-28-21*
FG Att.	7	Belmont	11-28-21
3FG Made	1	Belmont	11-28-21*
3FG Att.	3	Belmont	11-28-21*
FT Made	1	Sam Houston	11-27-21
FT Att.	2	Sam Houston	11-27-21
Off. Reb.	2	Sam Houston	11-27-21
Def. Reb.	4	Ark. State	11-19-21*
Rebounds	5	Ark. State	11-19-21*
Assists	1	Belmont	11-28-21*
Blocks	5	UAPB	11-12-21
Steals	N/A		
Minutes	17	Belmont	11-28-21

### CAREER HIGHS

(Same as Season Highs)

### SEASON | CAREER SUPERLATIVES

Stat	'21-22	Career
Double Figure Pts	-	-
Double Figure Rebs	-	-
Double-Doubles	-	-
5 + Assists	-	-
5 + Blocks	1	1
5 + Steals	-	-
Led Team in Pts	-	-
Led Team in Reb	-	-
20 + Points	-	-

### NOTES

- Blocked five shots against UAPB, the most by a freshman Hog since 2014
- No. 48 overall recruit in ASGR's 2021 recruiting rankings
- Named Ada News All-Area Co-Player of the Year in 2021 after leading Vanoss High School to the Class A State Final
- VYPE Top 100 in all four of her high school seasons
- Four-time Pontotoc County All-Conference
- Led the state of Oklahoma in rebounds & blocks in 2018

Opponent	Date	gs	min	Total		3-Pointers		Free throws		Rebounds				pf	a	t/b	blk	stl	pts	avg
				fg-fga	pct	3fg-fga	pct	ft-fa	pct	off	def	tot	avg							
TARLETON ST.	11/10/21	15	2-2	1.000	0-0	.000	0-0	.000	1	1	2	2.0	3	0	1	2	0	4	4.0	
ARK.-PINE BLUFF	11/12/21	16	3-6	.500	0-1	.000	0-0	.000	2	3	5	3.5	0	1	1	5	0	6	5.0	
at UConn	11/14/21	13	3-5	.600	0-1	.000	0-0	.000	0	4	4	3.7	3	0	2	0	0	6	5.3	
at Arkansas St.	11/19/21	15	2-4	.500	0-2	.000	0-0	.000	1	4	5	4.0	4	0	1	4	0	4	5.0	
SMU	11/22/21	11	1-4	.250	0-2	.000	1-2	.500	0	1	1	3.4	2	1	1	0	0	3	4.6	
SAM HOUSTON	11/27/21	15	3-6	.500	1-3	.333	1-2	.500	2	2	4	3.5	3	1	3	1	0	8	5.2	
BELMONT	11/28/21	17	3-7	.429	1-3	.333	0-0	.000	0	1	1	3.1	1	1	1	2	0	7	5.4	
at UCF	12/02/21	5	0-0	.000	0-0	.000	0-0	.000	0	0	0	2.8	1	0	1	0	0	0	4.8	
Totals		0	107	17-34	.500	2-12	.167	2-4	.500	6	16	22	2.8	17	4	11	14	0	38	4.8

Games played: 8  
 Minutes/game: 13.4  
 Points/game: 4.8  
 FG Pct: 50.0  
 3FG Pct: 16.7  
 FT Pct: 50.0

Rebounds/game: 2.8  
 Assists/game: 0.5  
 Turnovers/game: 1.4  
 Assist/turnover ratio: 0.4  
 Blocks/game: 1.8

### CAREER STATISTICS

Season	gp-gs		Total		3-Point		F-Throws		Rebounds				Scoring							
	gp	gs	fg-fga	pct	fg-fga	pct	ft-fa	pct	off	def	tot	avg	pf	fo	ast	to	blk	stl	pts	avg
2021-22	8-0	107/13.4	17-34	.500	2-12	.167	2-4	.500	6	16	22	2.8	17	0	4	11	14	0	38	4.8
TOTAL	8-0	107/13.4	17-34	.500	2-12	.167	2-4	.500	6	16	22	2.8	17	0	4	11	14	0	38	4.8




**Marquesha Davis**  
Jr | 6-0 | G  
McGehee, Ark.




**Samara Spencer**  
Fr | 5-7 | G  
Fort Lauderdale, Fla.



**Elauna Eaton**  
RFr | 6-0 | G  
Helena, Ark.



**Erynn Barnum**  
RJr | 6-2 | F  
Little Rock, Ark.



**Rylee Langerman**  
So | 5-9 | G  
Norman, Okla.



**Sasha Goforth**  
So | 6-1 | G  
Fayetteville, Ark.




**Ashlyn Sage**  
Fr | 6-2 | G  
Weatherford, Okla.



**Avery Hughes**  
Jr | 5-7 | G  
Bentonville, Ark.



**Amber Ramirez**  
RSr\* | 5-9 | G  
San Antonio, Texas




**Jersey Wolfenbarger**  
Fr | 6-5 | G/F  
Fort Smith, Ark.



**Destinee Oberg**  
Jr | 6-3 | C  
Burnsville, Minn.



**Maryam Dauda**  
Fr | 6-4 | F  
Bentonville, Ark.



**Makayla Daniels**  
Jr | 5-8 | G  
Frederick, Md.



**Emrie Ellis**  
Fr | 6-3 | F  
Vanoss, Okla.



**Mike Neighbors**  
Head Coach  
Fifth Season



**Todd Schaefer**  
Associate Head Coach  
Fifth Season



**Pauline Love**  
Assistant Coach  
Fifth Season



**Lacey Goldwire**  
Assistant Coach  
Third Season



**Amber Shirey**  
Director of Operations



**C'eira Ricketts**  
Director of SA Development



**Jeff Brazil**  
Special Assistant to the HC &  
Director of Video



**Simone Rush**  
Athletic Trainer



