



# RAZORBACKS

Mario Bravante | Associate Director of Communications  
E: bravante@uark.edu | Arkansas Razorbacks.com

## 2021-22 WOMEN'S BASKETBALL

### SCHEDULE

Date	Opponent	Time	TV/RESULT
Nov. 5	UAFA (Exh.)	6 p.m.	W, 114-55
Nov. 10	Tarleton State	7 p.m.	W, 85-33
Nov. 12	UAPB	12 p.m.	W, 96-53
Nov. 14	@ #2 UConn	12 p.m.	L, 95-80
Nov. 19	@ Arkansas State	7 p.m.	W, 94-71
Nov. 22	SMU	7 p.m.	W, 65-58
Nov. 27	Sam Houston	2 p.m.	W, 92-66
Nov. 28	Belmont	7 p.m.	W, 83-63
Dec. 2	@ UCF	5 p.m.	L, 52-51
Dec. 5	Cal	1 p.m.	W, 84-67
Dec. 9	Jackson State	7 p.m.	W, 66-62
Dec. 12	Little Rock	4 p.m.	W, 73-39
Dec. 18	Central Arkansas!	1 p.m.	W, 82-44
Dec. 21	Creighton	1 p.m.	SECN+
Dec. 30	@ Ole Miss*	6 p.m.	SECN+
Jan. 2	Tennessee*	12 p.m.	SECN/ESPN2
Jan. 6	@ Vanderbilt*	7:30 p.m.	SEC Network
Jan. 9	Missouri	2 p.m.	SECN+
Jan. 16	South Carolina*	2 p.m.	SECN/ESPN2
Jan. 20	@ Alabama*	8 p.m.	SEC Network
Jan. 23	Mississippi State*	3 p.m.	SEC Network
Jan. 27	LSU*	7:30 p.m.	SEC Network
Jan. 31	@ Tennessee*	6 p.m.	SEC Network
Feb. 3	@ Texas A&M*	8 p.m.	SEC Network
Feb. 10	Auburn*	7 p.m.	SECN+
Feb. 13	@ Missouri*	2 p.m.	SECN+
Feb. 17	@ Florida*	5 p.m.	SECN+
Feb. 20	Kentucky*	1 p.m.	SEC Network
Feb. 24	Georgia*	7 p.m.	SECN+
Feb. 27	@ Mississippi State*	5 p.m.	SEC Network

! - at Simmons Bank Arena | S - XL Center

\* - SEC Contest | @ SEC Tournament | All Times CT

### FOLLOW, WATCH & LISTEN



@RAZORBACKWBB

Broadcast: SEC Network+

PxP: Brett Dolan

Color: Blair Lansden

Razorback Sports Network from IMG (Radio)

Phil Elson - <http://143.223.155.160/audio>  
Fayetteville - KQSM-FM-92.1 /// KYNG-AM - 1590\*  
Fort Smith - KFPW-AM-1230 /// KHGG-AM-1580\*  
Rogers - KURM-AM-790 /// FM-100.3

\*If there are conflicts on the FM station

### 13 ARKANSAS VS CREIGHTON | DECEMBER 21 | SEC NETWORK+

SERIES	ARKANSAS (10-2, 0-0)	CREIGHTON (7-3, 0-0)
Overall	1-0	PTS / GAME ----- 79.2
Fayetteville	1-0	PTS ALLOWED / GAME ----- 58.6
Away	0-0	FG ----- .432
Neutral	0-0	FG DEFENSE ----- .373
Last	W, 84-56, 2/25/85	3-PT FG ----- .342
		3-PT FG DEFENSE ----- .243
		REB / GAME ----- 39.2
		REB ALLOWED / GAME ----- 37.8
		LEADING SCORER ----- Daniels, 13.4
		LEADING REBOUNDER --- Barnum, 5.9
		LEADER IN ASSISTS ---- Daniels, 3.2
		HEAD COACH ----- Mike Neighbors
		ARKANSAS RECORD ----- 88-52 (5)
		CAREER RECORD ----- 186-93 (9)
		PTS / GAME ----- 70.5
		PTS ALLOWED / GAME ----- 61.4
		FG ----- .442
		FG DEFENSE ----- .410
		3-PT FG ----- .352
		3-PT FG DEFENSE ----- .327
		REB / GAME ----- 36.6
		REB ALLOWED / GAME ----- 32.2
		LEADING SCORER ----- Ronsiek, 14.8
		LEADING REBOUNDER -- Bachelor, 5.0
		LEADER IN ASSISTS ---- Rembao, 5.3
		HEAD COACH ----- Jim Flanery
		SCHOOL RECORD ----- 356-243 (20)
		CAREER RECORD ----- 356-243 (20)



### NEIGHBORHOOD WATCH

- With one more game in the non-conference schedule, Arkansas is 10-2.
- The Hogs continue to be a fixture in the NET's Top-25, as they are currently up to No. 18.
- With their win against Central Arkansas in Simmons Bank Arena, the Hogs have won eight of nine.
- That win also made the Hogs 4-0 against the in-state portion of their schedule, the first time in program history the games have been scheduled and won.
- Sasha Goforth has started to get it going, as she has reached double-figures in six straight games.
- She led the way against the Sugar Bears, going for 17 points.
- Makayla Daniels has started to round into form - through 12 games, Daniels leads the team in scoring (13.4 PPG), assists (3.2 APG), and steals (1.9 SPG), and is second in rebounding (5.4 RPG).
- Daniels was the star of the show against Cal, going for a career-best 32 points in the win, making 11 of her 15 shots, including four of six from distance.
- Against Little Rock, Daniels held Sali Kourouma, who was averaging 21.7 points per game coming in, to just eight points on 2-16 shooting. Kourouma also had eight turnovers.
- Against UCA, Daniels showed more of her defensive ability, as she swiped six steals, a career-high, and the most by a Hog since Chelsea Dungee had seven against JSU (12/30/18).

### PICK YOUR POISON

- The Hogs' offensive philosophy is centered around "making opponents wrong".
- With the plethora of weapons Neighbors has on this team, that is happening nightly.
- Makayla Daniels (13.4 PPG) leads the way, but four other Hogs - Sasha Goforth (11.8 PPG), Erynn Barnum (11.2 PPG), Sam Spencer (10.7 PPG) and Amber Ramirez (10.1 PPG) - are averaging double-figures.
- Freshman Jersey Wolfenbarger (7.3 PPG) is also providing a scoring punch for the Hogs.
- Daniels (x5), Barnum (x3) and Ramirez (x3) have all been the top scorer at least three times this season, while Goforth has done it twice (Little Rock, UCA).
- Daniels (22 @ AState, 32 vs. Cal) and Ramirez (20 @ UConn) are the only Hogs to hit 20 points so far this season.



## 2021-22 ROSTER @RAZORBACKWBB

### NUMERICAL

NO.	NAME	POS	HT	CL	HOMETOWN/PREVIOUS SCHOOL	TWITTER
2	Samara Spencer	G	5-7	Fr	Fort Lauderdale, Fla./St. Thomas Aquinas HS	@samaraaspen
3	Elauna Eaton	G	6-0	RFr	Helena, Ark./Nettleton HS	@ElaunaEaton23
4	Erynn Barnum	F	6-2	RJr	Little Rock, Ark./LR Central HS	@erynnbee_
11	Rylee Langerman	G	5-9	So	Norman, Okla./Christian Heritage HS	@rylang2
13	Sasha Goforth	G	6-1	So	Fayetteville, Ark./Fayetteville HS/Oregon State	@goforthsasha
15	Ashlyn Sage	G	6-2	Fr	Weatherford, Okla./Weatherford HS	@AshlynSage15
22	Avery Hughes	G	5-7	Jr	Bentonville, Ark./Bentonville HS	@averyhughes00
23	Amber Ramirez	G	5-9	RSr*	San Antonio, Texas/Wagner HS/TCU	@yungram_
24	Jersey Wolfenbarger	G/F	6-5	Fr	Fort Smith, Ark./Northside HS	@JerseyWolf4
25	Destinee Oberg	C	6-3	Jr	Burnsville, Minn./John F. Kennedy HS	@Destineeoberg
30	Maryam Dauda	F	6-4	Fr	Bentonville, Ark./Bentonville HS	@Maryamdada30
43	Makayla Daniels	G	5-8	Jr	Frederick, Md./Frederick HS	@MakaylaDaniels5
55	Emrie Ellis	F	6-3	Fr	Vanoss, Okla./Vanoss HS	@EllisEmrie

Title	Name	Year	Alma Mater
Head Coach	Mike Neighbors	5th Season	Arkansas, 1993
Associate Head Coach	Todd Schaefer	5th Season	Thomas More College, 1995
Assistant Coach	Pauline Love	5th Season	Southern Miss, 2010
Assistant Coach	Lacey Goldwire	3rd Season	Washington, 2017
Director of Operations	Amber Shirey	34th Season	Arkansas, 1992
Special Assistant to the HC	Jeff Brazil	15th Season	Arkansas, 2010
Dir. of Student-Athlete Devel.	C'eira Ricketts	5th Season	Arkansas, 2015

### ELIGIBILITY

Seniors (1)	Juniors (4)	Sophomores (2)	Freshmen (6)
Amber Ramirez	Erynn Barnum Makayla Daniels Avery Hughes Destinee Oberg	Sasha Goforth Rylee Langerman	Maryam Dauda Elauna Eaton Emrie Ellis Ashlyn Sage Samara Spencer Jersey Wolfenbarger

### ALPHABETICAL

NO.	NAME	POS	HT	CL	HOMETOWN/PREVIOUS SCHOOL
4	Erynn Barnum	F	6-2	RJr	Little Rock, Ark./LR Central HS
43	Makayla Daniels	G	5-8	Jr	Frederick, Md./Frederick HS
30	Maryam Dauda	F	6-4	Fr	Bentonville, Ark./Bentonville HS
3	Elauna Eaton	G	6-0	RFr	Helena, Ark./Nettleton HS
55	Emrie Ellis	F	6-3	Fr	Vanoss, Okla./Vanoss HS
13	Sasha Goforth	G	6-0	So	Fayetteville, Ark./Fayetteville HS
22	Avery Hughes	G	5-7	Jr	Bentonville, Ark./Bentonville HS
11	Rylee Langerman	G	5-9	So	Norman, Okla./Christian Heritage HS
25	Destinee Oberg	C	6-3	Jr	Burnsville, Minn./John F. Kennedy HS
23	Amber Ramirez	G	5-9	RSr*	San Antonio, Texas/Wagner HS/TCU
15	Ashlyn Sage	G	6-2	Fr	Weatherford, Okla./Weatherford HS
2	Samara Spencer	G	5-7	Fr	Fort Lauderdale, Fla./St. Thomas Aquinas HS
24	Jersey Wolfenbarger	G	6-5	Fr	Fort Smith, Ark./Northside HS

### BY STATE

<b>ARKANSAS</b>	
Erynn Barnum	Little Rock
Maryam Dauda	Bentonville
Elauna Eaton	Helena
Sasha Goforth	Fayetteville
Avery Hughes	Bentonville
Jersey Wolfenbarger	Fort Smith

### FLORIDA

Samara Spencer	Fort Lauderdale
----------------	-----------------

### MARYLAND

Makayla Daniels	Frederick
-----------------	-----------

### MINNESOTA

Destinee Oberg	Burnsville
----------------	------------

### OKLAHOMA

Emrie Ellis	Vanoss
Rylee Langerman	Norman
Ashlyn Sage	Weatherford

### TEXAS

Amber Ramirez	San Antonio
---------------	-------------

### FA-NETIK

### PRONUNCIATIONS

2	Suh-MARE-uh
30	DOW-duh
55	em-REE

## SOUTHEASTERN CONFERENCE STANDINGS (AS OF 12/20/21)

	Conference				Overall					
	W-L	Pct.	H	A	W-L	Pct.	H	A	N	Strk
South Carolina	0-0	.000	0-0	0-0	11-0	1.000	5-0	3-0	3-0	W11
Georgia	0-0	.000	0-0	0-0	10-1	.909	6-1	2-0	2-0	W3
Ole Miss	0-0	.000	0-0	0-0	10-1	.909	5-1	3-0	1-0	W9
LSU	0-0	.000	0-0	0-0	9-1	.900	6-1	1-0	2-0	W8
Tennessee	0-0	.000	0-0	0-0	9-1	.900	5-1	2-0	2-0	L1
Arkansas	0-0	.000	0-0	0-0	10-2	.833	8-0	1-2	1-0	W4
Alabama	0-0	.000	0-0	0-0	9-2	.818	8-1	1-0	0-1	W7
Missouri	0-0	.000	0-0	0-0	9-2	.818	6-0	2-2	1-0	W1
Texas A&M	0-0	.000	0-0	0-0	9-2	.818	6-1	0-1	3-0	L1
Florida	0-0	.000	0-0	0-0	9-3	.750	5-0	1-2	3-1	W3
Mississippi State	0-0	.000	0-0	0-0	8-3	.727	6-1	1-1	1-1	W1
Auburn	0-0	.000	0-0	0-0	7-3	.700	6-1	1-2	0-0	W5
Kentucky	0-0	.000	0-0	0-0	7-3	.700	7-1	0-2	0-0	W1
Vanderbilt	0-0	.000	0-0	0-0	7-5	.583	6-1	0-2	1-2	W2

2022 SEC Preseason  
Media Poll

1. South Carolina
2. Tennessee
3. Texas A&M
4. Kentucky
5. Georgia
6. **Arkansas**
7. LSU
8. Ole Miss
9. Mississippi State
10. Alabama
11. Missouri
12. Florida
13. Auburn
14. Vanderbilt

2022 SEC Preseason  
Coaches' Poll

1. South Carolina
2. Texas A&M
3. Tennessee
4. Georgia
5. Kentucky
6. Ole Miss
7. **Arkansas**
8. LSU
9. Mississippi State
10. Missouri
11. Florida
12. Alabama
13. Auburn
14. Vanderbilt

## THREE, FREE &amp; CLEAN

- Some of Arkansas' players may have changed, but Head Coach Mike Neighbors' offensive philosophy has not.
- That philosophy continues to work, too, as Arkansas' 79.2 PPG is the 24th-best mark in the NCAA so far this season.
- The Hogs continue to get a large share of their points from the three point and free throw lines, while also taking care of the basketball.
- The Razorbacks rarely give the ball away, as their 11.5 turnovers per game is the seventh-best mark in the nation.
- The Hogs are also getting to the line a ton, as their 276 free throws attempted through 11 games is the second-most in the nation.
- Arkansas has made 190 of those attempts, which is good for third-most in the nation.
- From beyond, Arkansas is back in the top-15 nationally, as they have hit 107 threes so far this season, 11th-most in the NCAA.
- The Hogs' 314 three-point attempts this season is the ninth-highest clip in the NCAA.

## "FRESHMAN READY"

- With the non-con drawing to a close, it has already become obvious that a few first-year Hogs are, as Coach Neighbors says, "Freshman Ready".
- The charge has been led by Samara Spencer and Jersey Wolfenbarger, two freshmen that have already won SEC Freshman of the Week honors.
- Spencer won hers following week one of the season, as she averaged 11.3 points, 2.0 rebounds, 2.7 assists and 1.0 steals per game in three contests against Tarleton State, UAPB and Then-No. 2 UConn.
- Spencer is currently fourth on the team in scoring, at 10.7 PPG, and has taken over Arkansas' fifth starting spot.
- Wolfenbarger, meanwhile, won the award following week three of the season, taking home the hardware following a two-game-in-two-day stretch against Sam Houston and Belmont in which she averaged 13 points, 3.5 boards, 1.5 assists and 0.5 steals per game.
- The 6-5 freshman guard is starting to find her footing. Due to the injuries to Erynn Barnum, Wolfenbarger has been inserted into the lineup down low, and she has started to flourish, showcased during her 16-point performance against UCA. She went 7-8 from the field, and hit both of her threes.
- Though she hasn't won any SEC awards, freshman forward Emrie Ellis is also making her mark. She scored 15 points over the Thanksgiving weekend, dropping a career-best eight on Sam Houston and seven more on Belmont.
- Despite playing only 12 minutes per game, and only playing in nine games due to injury, Ellis is second on the team in blocks, with 14 of them.
- She has blocked multiple shots in four of her nine games played this season, including a season-best five in the UAPB game, the most by a freshman since 2014 when Jessica Jackson did it.

## LAST TIME OUT

- Arkansas Women's Basketball earned its 10th victory of the season on Saturday afternoon, downing in-state foe Central Arkansas 82-44.
- Sophomore guard Sasha Goforth continued to roll in this one, as she went for a game-high 17 points in just over 22 minutes played.
- Jersey Wolfenbarger was nipping at Goforth's heels, matching her career-high against the Sugar Bears, going for 16 points.
- Though it was tight initially, the Hogs ended the first frame up six points. Goforth led the charge in the quarter, scoring eight of her 17 points, making two of her three shots, and all three of her free throws. Arkansas would then push the lead out to double-digits in period two, though the Sugar Bears would get it as close as seven points with under two minutes to go in the quarter. The Hogs, and Goforth specifically, responded though, as she would score seven straight points, helping the Razorbacks end the frame on a 7-1 run, pushing their lead to 13 at the intermission.
- Arkansas would proceed to blow it wide open in the third, as the Razorbacks opened the frame on a 10-2 run.
- Spencer returned to double-figures, scoring 15 points. She also dished a career-best six assists.
- Rylee Langerman was a monster on the glass, pulling down a career-best eight boards.
- Daniels did it all in this one - she scored 11 points, dished three assists, pulled down six rebounds and swiped six steals, a career-best.
- Junior forward Destinee Oberg was at it again, scoring 10 points for the second straight game.



# HOGS STAYING HOME

**ERYNN BARNUM**  
RJR. | F | LITTLE ROCK, ARKANSAS

**AVERY HUGHES**  
JR. | G | BENTONVILLE, ARKANSAS

**ELAUNA EATON**  
RFR. | G | HELENA, ARKANSAS

**SASHA GOFORTH**  
SO. | G | FAYETTEVILLE, ARKANSAS

**JERSEY WOLFENBARGER**  
FR. | G/F | FORT SMITH, ARKANSAS

**MARYAM DAUDA**  
FR. | F | BENTONVILLE, ARKANSAS

→ The Hogs' roster is Arkansas heavy, and that starts from the top down, as Head Coach Mike Neighbors, a University of Arkansas Alum, was born and raised in Greenwood, Ark.

→ Erynn Barnum, now a redshirt junior, is the oldest of the Arkansas bunch. After an extremely successful season coming off the bench, she has broken out to start her redshirt junior campaign.

→ Junior Avery Hughes of Bentonville, who was the first walk-on of the Neighbors era at Arkansas, was recently put on scholarship.

→ Coming off an ACL tear, redshirt freshman Elauna Eaton is set to make her debut for Neighbors & Co. in 2021-22. The scoring guard was highly touted out of Nettleton High School, ranked as a five-star player and as the No. 37 player in the class of 2020.

→ Transferring in this season, sophomore, and former McDonald's All-American, Sasha Goforth retruns home to Fayetteville and will make an immediate impact. The All-Freshman Pac-12 player has shown her versatile game, making an immediate impact for the Hogs.

→ Freshman Jersey Wolfenbarger arrives on the Hill as perhaps the most highly touted player in the program's history. The 6-5 wing ranked No. 7 in the 2021 Hoopgurlz rankings was the Arkansas Gatorade Player of the Year twice in a row, and earned a spot on the gold medal winning U19 FIBA World Cup squad.

→ Not far behind her, though, is fellow freshman Maryam Dauda. Dauda, like Wolfenbarger was a McDonald's All-American and Jordan Brand Classic Invitee. Dauda is currently rehabing a torn ACL.





**THE SPLASH SISTER**

→ Now entering her third season at Arkansas, Amber Ramirez starts the 2021–22 season as the leader of the Razorbacks.

→ The Splash Sister is up to the task – Ramirez finished the season last year averaging 13.5 points per game on 43 percent shooting.

→ The coaches in the league took notice, as Ramirez was named to the Preseason All–SEC Second Team.

→ The honor was the first from the league office in her career, and she was the only Hog to be placed on either of the preseason teams.

→ Ramirez is a big game player, and that showed up once again in Arkansas' loss to UConn.

→ After struggling to start her COVID senior season, Ramirez broke out against UConn, going for 20 points in the game.

→ That mark led the team. She also hit three of her six long balls.

→ Ramirez's averages in the seven game she's played against top–5 teams while on the Hill are up over her normal averages: 17.3 PPG on 46.9 percent from the field and 50 percent from long range.

**MONEY MAK**

→ Junior guard Makayla Daniels is set for an expanded role in her third season on the Hill.

→ Daniels has yet to miss a start since arriving in Fayetteville – she's started 72 straight games, including 12 starts this season.

→ Against the Red Wolves, Daniels became the first Razorback with a 20+ point, 8+ rebound and 5+ assist game since Malica Monk had one against Samford in 2017 (21–9–6, 11/12/17).

→ She showed off her versatile game against UCF, too, putting up 18 points on 50 percent shooting, while pulling down six boards.

**DEPTH ON DEPTH ON DEPTH**

→ A year after playing a shorter rotation, Coach Neighbors will have plenty of chess pieces to use during the 2021–22 season.

→ Makayla Daniels and Amber Ramirez will retain their starting spots, but from there, the depth chart becomes very competitive.

→ The guard rotation will be good for the Hogs once again, as Elauna Eaton, Rylee Langerman and Samara Spencer will all have an opportunity to secure playing time.

→ Eaton, the former five–star recruit, has made an immediate impact in her first season playing as a Hog, averaging 5.4 points per game.

→ Langerman, meanwhile, brings a rugged presence to the backcourt, as she will rebound and defend with the best guards in the league this season.

→ She showed her all around ability in the

**WHAT'S HE SAYIN'?**

Trying to figure out what Coach Neighbors is saying on the bench? Don't worry – he has a language all his own.

Coach Neighbors plays Positionless Basketball. Instead of having guards, forwards and centers, he has Rabbits, Rackers, Locks and Dragons.



Rabbits run the floor and look to score quickly with a layup.



Rackers bring the ball up the floor, and are trying to get to the rack.



Locks, generally good three–point shooters, are trying to win the race to the corners.



The Dragon is the last player down the court, dragging behind the others.

AState win, going for eight points, six boards, three assists and three steals.

→ The only guard on the team that can match Daniels' speed, Spencer's ability to get to the cup has been on display already, as her 10.7 PPG is good for fourth on the team.

→ On the wing, the Hogs are stacked: Sasha Goforth and Jersey Wolfenbarger will both play big roles for Arkansas.

→ Goforth has been a big addition, as she is averaging 11.8 points, 5.2 rebounds, 1.8 assists and 1.5 blocks per game so far this season.

→ Wolfenbarger, meanwhile, is one of the more unique players in the country already. At 6–5, she's as big as most post players, but brings guard skills along with that size.

→ Despite playing a position she's never played before with the injuries to Erynn Barnum and Emrie Ellis, Wolfenbarger is averaging 9.0 points, 4.5 rebounds and 1.3 blocks over her three starts down low, all while shooting 48 percent from the field and 38 percent from three.

→ Down low, Barnum has a hold on the starting spot when she is ready to return. She is an explosive scorer with an unorthodox game. She can also block shots.

→ Ellis, meanwhile, is a great playmaker and shooter as a big. While her impact early is not always reflected in the box score, Ellis is second on the squad in blocked shots with 14 of them.

→ The wild card of the group is Maryam Dauda – the McDonald's All–American is a menacing presence down low, standing 6–4. She can do it all – shoot, run the floor and block shots.

**OUR RECORD WHEN ...**

Overall .....	10–2
Home / Away / Neutral .....	8–0/1–2/1–0
SEC .....	0–0
Home / Away .....	0–0/0–0
White Uniforms .....	9–1
Cardinal Uniforms .....	1–1
Anthracite Uniforms .....	0–0

**LEADS/QUARTERS/HALFTIME/OT**

Leading after the 1st quarter .....	6–1
Leading after the 2nd quarter/Half .....	10–1
Leading after the 3rd quarter .....	8–1
Leading at the half, home .....	8–0
Leading at the half, road/neutral .....	2–1
Tied at the half, home .....	0–0
Tied at the half, road/neutral .....	0–0
Games decided by 5 points or fewer .....	1–1
Games decided by 10 points or fewer .....	2–1
Leading with 5:00 left .....	10–0
Leading with 2:00 left .....	10–0
Overtime games .....	0–0

**OFFENSE**

Scoring less than 70 points .....	2–1
Scoring 70–79 points .....	1–0
Scoring 80–89 points .....	4–1
Scoring 90–99 points .....	3–0
Scoring 100+ points .....	0–0
2 Players Or Less in Double Figures .....	1–1
3 Players in Double Figures .....	2–1
4 Players in Double Figures .....	3–0
5 Players in Double Figures .....	2–0
5+ Players in Double Figures .....	2–0
When shooting 50 percent or higher .....	2–0
When shooting less than 50 percent .....	8–2

**REBOUNDING/TURNOVERS**

When outrebounding opponent .....	6–0
When outrebounded .....	3–2
When rebounds are even .....	1–0
When grabbing 10+ offensive reb .....	8–2
When forcing 15+ turnovers .....	9–0
When committing less than 15 turnovers .....	8–2
When committing 15+ turnovers .....	2–0

**Top Scorers (Includes Ties)**

Daniels .....	TSU, ASU, UCF, Cal, JSU
Barnum .....	UAPB, SMU, Belmont
Eaton .....	UAPB
Ramirez .....	UConn, Sam Houston, LR
Goforth .....	LR, UCA

**Top Rebounders (Includes Ties)**

Daniels .....	TSU, ASU, UCF
Barnum .....	TSU, UConn, SMU, Belmont, UCF
Eaton .....	UAPB
Goforth .....	Sam Houston, JSU
Oberg .....	LR
Langerman .....	UCA

**Months**

November .....	6–1
December .....	4–1

## OFFENSE

Scored 110+-----	110, vs. Providence (11-16-98)
Scored 100+ points at home -----	105, vs. UCA (12-13-20)
Scored 100+ points on the road -----	108, at Ole Miss (2-16-20)   108, Baylor (3-6-91)
Scored 90-99 points -----	92, Sam Houston (11-27-21)
Scored 90+ points at home -----	92, Sam Houston (11-27-21)
Scored 90+ points on the road -----	94, at Arkansas State (11-19-21)
Scored 80-89 points -----	82, vs. UCA (12-18-21)
Scored 80-89 points at home -----	84, Cal (12-5-21)
Scored 80-89 points on the road -----	80, at No. 2 UConn (11-14-21)
Was held to 50-59-----	51, @ UCF (12-2-21)
Was held to 49-40-----	42 at No. 9 South Carolina (1-25-18)
Was held to 39-20-----	34, at LSU, 2-7-19
Was held to 20 or less -----	N/A
Made 40+ field goals -----	40, vs. UCA (12-13-20)
Made 17+ three-point field goals -----	19, Alabama (2-28-21)
Made 10+ three-point field goals -----	11, vs. UCA (12-18-21)
Did not make 3-pointer (since 1986)-----	0-10, at LSU, 2-7-19
Made 30 free throws -----	30 (30-39), No. 4 Baylor (12-6-20)
Made 25 free throws -----	29 (29-32), Cal (12-5-21)
Shot 50-59 or better -----	50.0, vs. UCA (12-18-21)
Shot 60 or better -----	.644 (38-59) at Ole Miss (2-16-20)
Held to less than 30 -----	26.5 (13-49), at LSU, 2-7-19
Held to less than 20 -----	.182 (10-55) vs. No. 6/7 Tennessee (1-8-12; L, 38-69)
Had 20 or more assists in a game -----	22, vs. UCA (12-13-20)

## DEFENSE

Allowed 100 points-----	104, at No. 4 South Carolina
Allowed 80-99 points-----	95, at No. 2 UConn (11-14-21)
Held opponent to 40-49 points -----	44, vs. UCA (12-18-21)
Held opponent to 39-30 -----	39, Little Rock (12-12-21)
Held an SEC opponent under 50 points in 3 cons. games -----	47, Auburn (1-29-15)
-----	W, 52-47; 42, Alabama (2-1-15, W, 53-42); #24/21 Georgia (2-9-15, W, 54-48)
Held opponent to 29 points or less -----	23, Binghamton, 11-30-13
Held an opponent under 15 points in a half -----	12, vs. UCA (12-13-20)
Held an opponent to 2 points in a quarter -----	2, vs. UCA (12-13-20)
Held opponent under 15 field goals -----	14, Houston Baptist, 12-28-16
Held opponent to less than 30 percent shooting -----	29.9 (17-57), vs. UCA (12-18-21)
Held opponent to less than 20 percent shooting -----	19.7 (13-66), vs. Northwestern State (12-15-19)
Held opponent under 15 percent from 3-point -----	12.5, Little Rock (12-12-21)
Opponent did not make a 3-pointer -----	0, Tulsa (12-11-19)
Had 70+ rebounds -----	74, Mississippi Valley State (11-24-89)
Had 60-69 rebounds -----	64, Prairie View A&M (12-16-18)
Had 50-59 rebounds -----	53, Oral Roberts (11-25-20)
Had 10 or more blocked shots in a game -----	12, UAPB (11-12-21)
Had 20 or more steals in a game -----	20, ORU (11-13-13)
Had 15 or more steals in a game -----	18, vs. UT Martin (12-29-19)
Forced 25+ Turnovers in a game -----	29, Oral Roberts (11-25-20)

## OTHER

Won an overtime game -----	85-81, at Missouri, (2-2-20)
Lost an overtime game -----	Florida (71-66), 1-28-16
Won a double overtime game -----	73-72, vs. Florida (1-29-12)
Lost a double overtime game -----	N/A
Won a triple overtime game -----	91-80 Win in 3OT, 2-10-13, at Alabama
Played consecutive OT games -----	1-24-16 at Auburn (lost); 1-28-16 vs Florida (lost)
Won regular season tournament -----	Bahamas Hoopfest (Nassau, Bahamas, Nov. 29-28, 2019)
Defeated ranked team -----	vs. No. 24 Mississippi State (2-11-21)
Defeated a ranked team on the road ---	57-53, at #19/18 LSU, 2-23-14; 77-76, #17/16 Iowa (Las Vegas), 12-18-14
All-time SEC win streak -----	8 games (1-15-12: Auburn through 2-15-12: at Auburn)
All-time SEC home win streak -----	5 games (1-15-12: Auburn -- 2-9-12: S. Carolina)
-----	5 games (1-14-21: Florida -- 2-28-21: Alabama)

## A RAZORBACK PLAYER ...

Scored 20-24 points -----	22, Makayla Daniels, at Arkansas State (11-19-21)
Scored 25-29 points -----	29, Destiny Slocum, at LSU (2-21-21)
Scored 30+ points -----	32, Makayla Daniels, Cal (12-5-21)
Scored 40+ points -----	41, Chelsea Dungee vs Auburn (2-10-19)
Scored 20+ points 10 times in a season -----	Chelsea Dungee (20x   2018-19)
-----	Chelsea Dungee (11x   2019-20)
-----	Chelsea Dungee (17x   2020-21)
Double figures in 15 cons games (Season) -----	Jessica Jackson, 11/11/16, LSU 1-8-17
-----	Chelsea Dungee, 26 games, (2018-19 & 2019-20)
-----	Chelsea Dungee, 31 games, (2019-20 & 2020-21)
Five players scored double figures in 1 game -----	vs. UCA (12-18-21)
-----	Goforth 17, Wolfenbarger 16, Spencer 15, Daniels 11, Oberg 10
Five Starters In Double Figures -----	FGCU, 11-28-20
-----	Dungee 25, Daniels 15, Ramirez 12, Slocum 12, Thomas 11
Seven players scored in double figures in 1 game -----	vs. Northwestern State, 11-9-18
-----	(Tolfree, Gaulden, Monk, Thomas, Doumbia, Dungee, Williams)
Made 10+ field goals in a game -----	11, Makayla Daniels, Cal (12-5-21)
Attempted 20+ field goals in a game -----	24, Chelsea Dungee, Ole Miss (3-4-21)
Made 10 free throws in a game -----	14, Chelsea Dungee, Ole Miss (2-19-21)
Made 7 or more 3-pt FG in a game -----	8, Amber Ramirez, Alabama (2-28-21)
Attempted 10 or more 3-pt FG in a game -----	11, Chelsea Dungee, Ole Miss (3-4-21)
Had 10-14 rebounds -----	10, Destinee Oberg, Little Rock (12-12-21)
Had 15-19 rebounds -----	21, Taylah Thomas, New Orleans, 11-8-19
Had 20+ rebounds -----	21, Taylah Thomas, New Orleans, 11-8-19
Had 10 offensive reb - Records go back to 05-06 -----	11, Melissa Wolff
-----	vs. New Orleans (1-30-15)
Had 10+ defensive reb - Records go back to 05-06 -----	10, Amber Ramirez, Cal (12-5-21)
Had 10+ assists -----	10, Destiny Slocum, at Mizzou (2-4-21)
Had 10+ assists in cons games -----	Jailyn Mason (11 vs. HBU, 12-28-16 and 10 at Ole
-----	Miss, 1-1-17), Calli Berna (11 vs. No. 10/8 KY 2/7/13 and 11 at UA 2/10/13)
Had 5+ blocks in a game -----	5, Emrie Ellis, UAPB (11-12-21)
Had 9+ blocks in a game -----	9, Robyn Irwin vs. SMSU, 12-19-88 (school record)
Had 5 or more steals in a game -----	5, Chelsea Dungee, @ Tennessee (1-7-21)
Had a double-double -----	10 points, 10 rebounds, Destinee Oberg, Little Rock (12-12-21)
Had a double-double in two cons games -----	Taylah Thomas, New Orleans & McNeese State, 11-8/11-11-19
-----	10 & 21/11 & 11
Had two players record a double-double -----	Kiara Williams (12 pts/16 reb) &
-----	Malica Monk (10 pts/10 reb)., Grambling State, 12-28-17
Had seven double-doubles in a season -----	Devin Cosper, 2017-18
-----	(SHSU, ORU, NMSU, Char., Tulsa, OM, AL)
Had 10+ double-doubles in a season -----	2006-07, Lauren Ervin (14)
Had a triple-double -----	14 pts, 13 reb, 12 asts, C'eira Ricketts vs. Auburn (1-18-09)

## MORE ABOUT MIKE

Hometown: Greenwood, Ark. (Greenwood HS)  
 Family: Daughter Abby; Sons Alec, Bowen and Barrett  
 Alma Mater: Arkansas, 1993

## NEIGHBORS BY THE NUMBERS

186	Wins (186-93, 8 seasons)
5	Players drafted in the WNBA (HC)
14	Signed McDonalds' All-Americans
8	Years as a head coach
7	Postseason appearances
1	Final Four appearance

## LEARN MORE



Sign up for Mike Neighbors' news-letter and listen to his podcasts at CoachNeighbors.com

## NABES FAVES

## TOP 10 MOVIES

1. A Few Good Men
2. The Hunt For Red October
3. The Silence Of The Lambs
4. Hoosiers
5. Moneyball
6. Pretty Woman
7. Top Gun
8. JFK
9. The Lion King
10. Purple Rain

See the entire list here: <http://imdb.to/2royaO0>

## TOP 10 SONGS

1. Sweet Child O' Mine (Guns N' Roses)
2. You Shook Me All Night Long (AC/DC)
3. Man In The Mirror (Michael Jackson)
4. Amarillo By Morning (George Strait)
5. Jessie's Girl (Rick Springfield)
6. Hysteria (Def Leppard)
7. Fishin' In The Dark (Nitty Gritty Dirt Band)
8. The Ballad of Curtis Loew (Lynyrd Skynyrd)
9. Wanted Dead Or Alive (Bon Jovi)
10. Let's Go Crazy (Prince)

## TOP 10 TV SHOWS

1. West Wing (first three seasons)
2. Ted Lasso
3. The Wire
4. Breaking Bad
5. Seinfeld
6. The Newsroom
7. Prison Break
8. Arrested Development
9. Game of Thrones
10. The Goldbergs



## MIKE NEIGHBORS

## THE MOST INTERESTING COACH IN COLLEGE BASKETBALL

Fifth Season | Career Record: 186-93 (8) | Arkansas Record: 88-52 (4)

Four years after his return to his alma mater, Mike Neighbors has transformed Arkansas into a nationally recognized women's basketball program. During his time back home, Neighbors has guided his Hogs to the best four-year period of sustained success in program history. The proof of his success, and the success of his system, lies in the numbers - Neighbors has accumulated 176 wins during his eight seasons as a head coach, one of only two NCAA Division I Head Coaches to do so in eight or fewer seasons.

Entering his fifth season on the bench for Arkansas, Neighbors is coming off a historic campaign unlike any other. Under his watchful eye, the Hogs have been transformed into a winner in the Southeastern Conference. His 2020-21 team helped cement that, as the Razorbacks finished 9-6 in the league, the first time in program history with back-to-back winning seasons since joining the SEC back in 1991. Neighbors' 2020-21 squad was also at its best when the competition was at its most fierce - his most recent team became the first Razorback squad to beat two top-five teams in the same season, as Arkansas beat both No. 4 Baylor and No. 3 UConn this past season. Their win against Baylor was the first top-five win for the program since 2003, and its first win against a defending national champion since 1996. Neighbors' Hogs accomplished all this in the midst of the COVID-19 pandemic, and during the regular season, played in 26 games, the most in the NCAA. That was not by accident - Neighbors and his staff went the extra mile in how they traveled, practiced and managed their team on gameday. The season culminated with the program's first trip to the NCAA Tournament since 2015, and if not for the COVID-19 pandemic, it would have been the first back-to-back appearances for the program since the 2002 and 2003 NCAA Tournaments.

## TIMELINE

→ Bentonville HS Head Coach	1994-98
→ Cabot HS Head Coach	1998-99
→ Arkansas Director of Ops	1999-01
→ Tulsa Univ. Assistant Coach	2001-05
→ Univ. of Colorado Assistant Coach	2005-06
→ Univ. of Arkansas Assistant Coach	2006-07
→ Xavier Assistant Coach	2007-2011
→ Univ. of Washington Assistant Coach	2011-13
→ Univ. of Washington Head Coach	2013-17
→ Univ. of Arkansas Head Coach	2017-present

## COACHING DEVELOPMENT

Coach	w/Nabes	Now
Chantel Osahor	'20, '21	AC Oklahoma
Fred Castro	'14, '15, '16	HC Eastern Michigan
Adia Barnes	'14, '15	HC Arizona
Adam Call	'14	AC George Washington
Morgan Valley	'16	AC Arizona
Todd Schaefer	'16-'21	AHC Arkansas
Devin Cosper	'18 (As Player)	Ops Presbyterian

## COACHING HISTORY

University of Washington	Year	Overall	Pac-12	Finish
	2013-14	20-14 (.588)	10-8 (.556)	6
	2014-15	23-10 (.697)	11-7 (.611)	5
	2015-16	26-11 (.703)	11-7 (.611)	5
	2016-17	29-6 (.829)	15-3 (.833)	T-2
UW		98-41 (.705)	47-25 (.662)	

University of Arkansas	Year	Overall	SEC	Finish
	2017-18	13-18 (.419)	3-13 (.188)	T-11
	2018-19	22-15 (.611)	6-10 (.375)	10
	2019-20	24-8 (.750)	10-6 (.625)	T3
	2020-21	19-9 (.679)	9-6 (.600)	T5
	2021-22	10-2 (.833)	0-0 (.000)	
Ark		88-52 (.629)	28-36 (.438)	

Totals	186-93 (.667)	75-60 (.556)	8 yrs
--------	---------------	--------------	-------

## PLAYER DEVELOPMENT

YEAR	UNIVERSITY	PLAYER	ROUND	OVERALL	TEAM NOTE
2021	Arkansas	Chelsea Dungee	1	5	Dallas Wings ! @
2021	Arkansas	Destiny Slocum	2	14	Las Vegas Aces ! @
2021	Arizona	Aari McDonald	1	3	Atlanta Dream @
2017	Washington	Kelsey Plum	1	1	San Antonio Stars ! @
	Washington	Chantel Osahor	2	21	Chicago Sky ! @
2016	Washington	Talia Walton	3	29	Los Angeles Sparks ! @
2011	Xavier	Amber Harris	1	4	Minnesota Lynx #
	Xavier	Ta'Shia Phillips	1	8	Atlanta Dream #
	TAMU/UAAPS	Tanisha Smith	2	22	Seattle Storm #
	Colorado	Brittany Spears	2	19	Phoenix Mercury *
2009	Arkansas	Shameka Christon	1	5	New York Liberty \$
2008	Arkansas	Lauren Ervin	3	37	Connecticut Sun #
2006	Tulsa	Megan Moody	-	-	Houston Comets
					Free Agent #
2003	Tulsa	Allison Curtin	1	12	Houston Comets ! #
	Arkansas	Dana Cherry	2	23	Traded to Detroit Shock
					Charlotte Sting \$

\*- Signed but did not coach

!- At the school when player was drafted

@- Worked with player as a head coach

#- Worked with player as an assistant coach

\$- Worked with player as other (GA, etc)

## NABES VS. ARKANSAS HISTORY

Category	NABES	All Others In Program History
Winning Record In SEC Play	2 Seasons	2 Seasons
SEC Tourney Finals	1	0
Top 5 Wins	2	2
Weeks Ranked in AP Top 25	34	63
Top 15 WBNA Draft Picks	2	1
McDonald's AAs Signed	5	1
WBNA AAs	1	1



## THE MOST INTERESTING MAN IN COLLEGE BASKETBALL

→ **Movies:** His expansive movie collection includes digital, disk and VHS copies. Did you know he used to work at BlockBuster? On a related note, he also collects books that have been turned into movies.

→ Baseballs autographed by movie stars: Ask him about this collection – talk about some good stories.

→ Lunch Boxes: Coach collects tin lunch boxes that he carried to school and has them displayed in his home. His first lunch box had KISS on it.

→ Hamilton: Nabes is a huge Hamilton fan, and routinely quotes the Broadway musical to players, fans and media alike.

→ **Athens City Champion:** Coach stumbled upon a dart tournament while on a trip to Athens, Georgia. He joined in and was one of the two-man winning team.

→ Ask him about shoes, music, movies, guitars, basketball nostalgia – just about anything!



NEIGHBORS VERSUS ...	Furman	1	0	Notre Dame	0	1	Tennessee	2	2		
Abilene Christian	2	0	Georgia	1	5	Oklahoma	1	2	Tennessee Martin	1	0
Alabama	4	1	Grambling State	2	0	Ole Miss	5	1	Tennessee State	1	0
Arizona State	2	6	Grand Canyon	1	0	Oral Roberts	4	0	Tennessee Tech	1	0
Arizona	6	0	Hartford	1	0	Oregon State	1	6	Texas A&M	3	7
Arkansas State	1	0	Hawai'i	1	0	Oregon	5	3	Texas Tech	1	0
Auburn	5	1	Houston	2	0	Pennsylvania	1	0	Tulsa	3	0
Baylor	1	0	Idaho	1	0	Pittsburgh	1	1	UAB	1	0
Belmont	2	0	Iowa State	0	1	Portland	3	1	UAPB	2	0
Boise State	1	0	Jackson State	2	0	Prairie View A&M	1	0	UC Irvine	1	0
BYU	1	0	Kansas	0	1	Saint Mary's	0	1	UC Riverside	2	0
California	5	4	Kansas State	1	0	Sam Houston	2	0	UCLA	4	2
Central Arkansas	2	0	Kentucky	2	4	Samford	1	0	USC	6	0
Central Florida	0	1	Little Rock	3	0	San Diego State	2	0	Utah	7	3
Charlotte	1	0	Louisiana-Monroe	2	0	San Diego	1	0	UT-Arlington	2	0
Colorado State	1	0	LSU	2	2	Santa Clara	1	0	UTEP	0	2
Colorado	9	0	McNeese State	1	0	Savannah State	1	0	Vanderbilt	3	1
Connecticut	1	1	Maryland	1	1	Seattle	4	0	Wake Forest	1	0
CSUN	1	0	Miami	0	1	SMU	2	0	Washington State	5	3
DePaul	0	1	Mississippi State	1	5	South Carolina	1	6	Weber State	1	0
Eastern Washington	1	0	Missouri	5	4	South Dakota	2	0	Wisconsin	3	0
Florida State	1	0	Montana State	2	0	Stanford	3	5	Wright State	0	1
Florida	3	2	Nebraska	1	1	Stony Brook	1	0	Yale	1	0
FGCU	1	0	New Mexico State	1	0	Syracuse	0	2	TOTALS	186	93
Fordham	1	0	New Orleans	1	0	Tarleton State	1	0			
Fresno State	2	0	Northwestern State	2	0	TCU	0	1			



**@RazorbackWBB STATISTICS**  
**Arkansas Combined Team Statistics (as of Dec 18, 2021)**  
**All games**



RECORD:	OVERALL	HOME	AWAY	NEUTRAL
ALL GAMES	10-2	8-0	1-2	1-0
CONFERENCE	0-0	0-0	0-0	0-0
NON-CONFERENCE	10-2	8-0	1-2	1-0

#	Player	gp-gs	min	avg	Total		3-Point		F-Throw		Rebounds				pf	dq	a	to	blk	stl	pts	avg
					fg-fga	fg%	3fg-fga	3fg%	ft-fa	ft%	off	def	tot	avg								
43	Makayla Daniels	12-12	330	27.5	54-113	.478	15-49	.306	38-48	.792	21	44	65	5.4	30	0	38	16	2	23	161	13.4
13	Sasha Goforth	12-12	299	24.9	49-118	.415	10-34	.294	33-52	.635	21	41	62	5.2	21	1	22	14	18	8	141	11.8
04	Erynn Barnum	9-9	201	22.3	33-73	.452	2-9	.222	33-44	.750	21	32	53	5.9	14	0	13	14	6	13	101	11.2
02	Samara Spencer	12-8	296	24.7	45-91	.495	20-42	.476	18-26	.692	7	19	26	2.2	18	0	34	25	2	16	128	10.7
23	Amber Ramirez	11-11	313	28.5	38-100	.380	21-61	.344	14-17	.824	2	39	41	3.7	15	0	22	10	2	10	111	10.1
24	Jersey Wolfenbarger	11-4	204	18.5	29-66	.439	10-25	.400	12-30	.400	11	30	41	3.7	27	1	8	15	7	5	80	7.3
01	Marquesha Davis	7-1	84	12.0	14-33	.424	1-6	.167	12-18	.667	4	13	17	2.4	10	0	4	4	1	6	41	5.9
03	Elauna Eaton	12-1	194	16.2	18-59	.305	16-50	.320	13-14	.929	1	19	20	1.7	12	0	3	3	1	5	65	5.4
55	Emrie Ellis	9-0	112	12.4	17-35	.486	2-13	.154	4-6	.667	6	16	22	2.4	19	0	4	12	14	0	40	4.4
11	Rylee Langerman	12-2	195	16.3	13-27	.481	6-12	.500	9-15	.600	9	30	39	3.3	27	0	13	14	2	8	41	3.4
25	Destinee Oberg	9-0	88	9.8	12-24	.500	0-0	.000	2-4	.500	10	14	24	2.7	9	0	10	4	3	0	26	2.9
15	Ashlyn Sage	8-0	55	6.9	5-15	.333	4-11	.364	2-2	1.000	6	6	12	1.5	2	0	2	2	0	2	16	2.0
22	Avery Hughes	8-0	29	3.6	0-3	.000	0-1	.000	0-0	.000	0	1	1	0.1	2	0	2	2	0	1	0	0.0
Team											25	23	48				3					
Total.....		12	2400		327-757	.432	107-313	.342	190-276	.688	144	327	471	39.2	206	2	175	138	58	97	951	79.2
Opponents.....		12	2400		262-703	.373	42-173	.243	137-206	.665	134	320	454	37.8	251	5	106	211	40	60	703	58.6

TEAM STATISTICS	ARK	OPP	Date	Opponent	Score	Att.
SCORING	951	703	11/10/21	TARLETON ST.	w 85-33	2614
Points per game	79.2	58.6	11/12/21	ARK.-PINE BLUFF	w 96-53	2425
Scoring margin	+20.7	-	11/14/21	at UConn	L 80-95	9359
FIELD GOALS-ATT	327-757	262-703	11/19/21	at Arkansas St.	w 94-71	2574
Field goal pct	.432	.373	11/22/21	SMU	w 65-58	3060
3 POINT FG-ATT	107-313	42-173	11/27/21	SAM HOUSTON	w 92-66	3335
3-point FG pct	.342	.243	11/28/21	BELMONT	w 83-63	2834
3-pt FG made per game	8.9	3.5	12/02/21	at UCF	L 51-52	2777
FREE THROWS-ATT	190-276	137-206	12/05/21	CALIFORNIA	w 84-67	3100
Free throw pct	.688	.665	12/09/21	JACKSON ST.	w 66-62	2522
F-Throws made per game	15.8	11.4	12/12/21	LITTLE ROCK	w 73-39	3451
REBOUNDS	471	454	12/18/21	vs Central Ark.	w 82-44	3177
Rebounds per game	39.2	37.8				
Rebounding margin	+1.4	-				
ASSISTS	175	106				
Assists per game	14.6	8.8				
TURNOVERS	138	211				
Turnovers per game	11.5	17.6				
Turnover margin	+6.1	-				
Assist/turnover ratio	1.3	0.5				
STEALS	97	60				
Steals per game	8.1	5.0				
BLOCKS	58	40				
Blocks per game	4.8	3.3				
ATTENDANCE	23341	17887				
Home games-Avg/Game	8-2918	3-4903				
Neutral site-Avg/Game	-	1-3177				

\* - Conference game

Score by Periods	1st	2nd	3rd	4th	Totals
Arkansas	229	246	259	217	951
Opponents	195	153	175	180	703



**@RazorbackWBB STATISTICS**  
**Arkansas Team Game-by-Game (as of Dec 19, 2021)**  
**All games**



## TEAM STATISTICS

Opponent	Date	Score		Total		3-Pointers		Free throws		Rebounds				pf	a	t/o	blk	stl	pts	avg
				fg-fga	pct	3fg-fga	pct	ft-fa	pct	off	def	tot	avg							
TARLETON ST.	11/10/21	85-33	W	29-62	.468	8-24	.333	19-30	.633	14	33	47	47.0	19	14	11	5	10	85	85.0
ARK.-PINE BLUFF	11/12/21	96-53	W	31-75	.413	13-43	.302	21-33	.636	15	33	48	47.5	23	20	10	12	9	96	90.5
at UConn	11/14/21	80-95	L	29-75	.387	5-22	.227	17-21	.810	15	22	37	44.0	21	11	9	4	4	80	87.0
at Arkansas St.	11/19/21	94-71	W	36-72	.500	9-28	.321	13-19	.684	12	31	43	43.8	21	13	11	9	10	94	88.8
SMU	11/22/21	65-58	W	25-64	.391	4-20	.200	11-27	.407	13	27	40	43.0	18	9	8	1	8	65	84.0
SAM HOUSTON	11/27/21	92-66	W	30-66	.455	12-28	.429	20-27	.741	14	23	37	42.0	17	18	16	6	11	92	85.3
BELMONT	11/28/21	83-63	W	29-61	.475	10-21	.476	15-18	.833	6	25	31	40.4	10	17	10	5	10	83	85.0
at UCF	12/02/21	51-52	L	18-50	.360	9-31	.290	6-8	.750	10	21	31	39.2	23	11	12	1	7	51	80.8
CALIFORNIA	12/05/21	84-67	W	24-54	.444	7-17	.412	29-32	.906	12	24	36	38.9	17	9	15	2	6	84	81.1
JACKSON ST.	12/09/21	66-62	W	24-65	.369	8-29	.276	10-18	.556	12	27	39	38.9	16	18	12	3	7	66	79.6
LITTLE ROCK	12/12/21	73-39	W	24-57	.421	11-24	.458	14-21	.667	15	29	44	39.4	14	15	13	4	5	73	79.0
vs Central Ark.	12/18/21	82-44	W	28-56	.500	11-26	.423	15-22	.682	6	32	38	39.2	7	20	11	6	10	82	79.2
Arkansas		951		327-757	.432	107-313	.342	190-276	.688	144	327	471	39.2	206	175	138	58	97	951	79.2
Opponents		703		262-703	.373	42-173	.243	137-206	.665	134	320	454	37.8	251	106	211	40	60	703	58.6

Games played: 12  
Points/game: 79.2  
FG Pct: 43.2  
3FG Pct: 34.2  
FT Pct: 68.8

Rebounds/game: 39.2  
Assists/game: 14.6  
Turnovers/game: 11.5  
Assist/turnover ratio: 1.3  
Steals/game: 8.1  
Blocks/game: 4.8





**@RazorbackWBB STATISTICS**  
**Arkansas Opponent Game-by-Game (as of Dec 20, 2021)**  
**All games**



## OPPONENT STATISTICS

Opponent	Date	Score		Total		3-Pointers		Free throws		Rebounds				pf	a	t/o	blk	stl	pts	avg
				fg-fga	pct	3fg-fga	pct	ft-fa	pct	off	def	tot	avg							
TARLETON ST.	11/10/21	85-33	W	11-49	.224	2-15	.133	9-16	.563	7	24	31	31.0	24	3	23	6	5	33	33.0
ARK.-PINE BLUFF	11/12/21	96-53	W	16-64	.250	3-15	.200	18-25	.720	17	34	51	41.0	27	4	24	0	3	53	43.0
at UConn	11/14/21	80-95	L	37-65	.569	5-18	.278	16-25	.640	7	33	40	40.7	19	20	11	6	8	95	60.3
at Arkansas St.	11/19/21	94-71	W	25-63	.397	4-10	.400	17-26	.654	12	28	40	40.5	18	9	17	2	2	71	63.0
SMU	11/22/21	65-58	W	23-58	.397	3-14	.214	9-14	.643	9	31	40	40.4	27	12	16	3	4	58	62.0
SAM HOUSTON	11/27/21	92-66	W	28-62	.452	4-11	.364	6-9	.667	10	25	35	39.5	26	10	23	2	4	66	62.7
BELMONT	11/28/21	83-63	W	24-55	.436	8-22	.364	7-10	.700	6	26	32	38.4	13	10	19	5	4	63	62.7
at UCF	12/02/21	51-52	L	16-48	.333	1-11	.091	19-28	.679	16	23	39	38.5	12	7	12	0	8	52	61.4
CALIFORNIA	12/05/21	84-67	W	25-61	.410	7-24	.292	10-12	.833	11	18	29	37.4	26	13	14	6	6	67	62.0
JACKSON ST.	12/09/21	66-62	W	25-64	.391	1-8	.125	11-19	.579	16	34	50	38.7	20	10	18	8	8	62	62.0
LITTLE ROCK	12/12/21	73-39	W	15-57	.263	2-16	.125	7-10	.700	13	19	32	38.1	20	3	17	2	4	39	59.9
vs Central Ark.	12/18/21	82-44	W	17-57	.298	2-9	.222	8-12	.667	10	25	35	37.8	19	5	17	0	4	44	58.6
Opponents		703		262-703	.373	42-173	.243	137-206	.665	134	320	454	37.8	251	106	211	40	60	703	58.6
Arkansas		951		327-757	.432	107-313	.342	190-276	.688	144	327	471	39.2	206	175	138	58	97	951	79.2

Games played: 12  
Points/game: 58.6  
FG Pct: 37.3  
3FG Pct: 24.3  
FT Pct: 66.5

Rebounds/game: 37.8  
Assists/game: 8.8  
Turnovers/game: 17.6  
Assist/turnover ratio: 0.5  
Steals/game: 5.0  
Blocks/game: 3.3



**@RazorbackWBB STATISTICS**  
**Arkansas Category Leaders (as of Dec 19, 2021)**  
**All games**



Points	G	Pts	Pts/G
Makayla Daniels	12	161	13.4
Sasha Goforth	12	141	11.8
Samara Spencer	12	128	10.7
Amber Ramirez	11	111	10.1
Erynn Barnum	9	101	11.2
Jersey Wolfenbarger	11	80	7.3
Elauna Eaton	12	65	5.4
Rylee Langerman	12	41	3.4
Marquesha Davis	7	41	5.9
Emrie Ellis	9	40	4.4
Destinee Oberg	9	26	2.9
Ashlyn Sage	8	16	2.0

FG Percentage	FG	Att	Pct
Destinee Oberg	12	24	.500
Samara Spencer	45	91	.495
Emrie Ellis	17	35	.486
Rylee Langerman	13	27	.481
Makayla Daniels	54	113	.478
Erynn Barnum	33	73	.452
Jersey Wolfenbarger	29	66	.439
Marquesha Davis	14	33	.424
Sasha Goforth	49	118	.415
Amber Ramirez	38	100	.380
Ashlyn Sage	5	15	.333
Elauna Eaton	18	59	.305

3-Point Percentage	3FG	Att	Pct
Rylee Langerman	6	12	.500
Samara Spencer	20	42	.476
Jersey Wolfenbarger	10	25	.400
Ashlyn Sage	4	11	.364
Amber Ramirez	21	61	.344
Elauna Eaton	16	50	.320
Makayla Daniels	15	49	.306
Sasha Goforth	10	34	.294
Erynn Barnum	2	9	.222
Marquesha Davis	1	6	.167
Emrie Ellis	2	13	.154
Avery Hughes	0	1	.000

Free Throw Percent	FG	Att	Pct
Ashlyn Sage	2	2	1.000
Elauna Eaton	13	14	.929
Amber Ramirez	14	17	.824
Makayla Daniels	38	48	.792
Erynn Barnum	33	44	.750
Samara Spencer	18	26	.692
Marquesha Davis	12	18	.667
Emrie Ellis	4	6	.667
Sasha Goforth	33	52	.635
Rylee Langerman	9	15	.600
Destinee Oberg	2	4	.500
Jersey Wolfenbarger	12	30	.400

Scoring Average	G	Pts	Avg/G
Makayla Daniels	12	161	13.4
Sasha Goforth	12	141	11.8
Erynn Barnum	9	101	11.2
Samara Spencer	12	128	10.7
Amber Ramirez	11	111	10.1
Jersey Wolfenbarger	11	80	7.3
Marquesha Davis	7	41	5.9
Elauna Eaton	12	65	5.4
Emrie Ellis	9	40	4.4
Rylee Langerman	12	41	3.4
Destinee Oberg	9	26	2.9
Ashlyn Sage	8	16	2.0

Field Goal Attempts	G	Att	Att/G
Sasha Goforth	12	118	9.8
Makayla Daniels	12	113	9.4
Amber Ramirez	11	100	9.1
Samara Spencer	12	91	7.6
Erynn Barnum	9	73	8.1

Field Goals Made	G	Made	Made/G
Makayla Daniels	12	54	4.5
Sasha Goforth	12	49	4.1
Samara Spencer	12	45	3.8
Amber Ramirez	11	38	3.5
Erynn Barnum	9	33	3.7

3-Point FG Attempts	G	Att	Att/G
Amber Ramirez	11	61	5.5
Elauna Eaton	12	50	4.2
Makayla Daniels	12	49	4.1
Samara Spencer	12	42	3.5
Sasha Goforth	12	34	2.8

3-Point FG Made	G	Made	Made/G
Amber Ramirez	11	21	1.9
Samara Spencer	12	20	1.7
Elauna Eaton	12	16	1.3
Makayla Daniels	12	15	1.3
Jersey Wolfenbarger	11	10	0.9
Sasha Goforth	12	10	0.8

Free Throw Attempts	G	Att	Att/G
Sasha Goforth	12	52	4.3
Makayla Daniels	12	48	4.0
Erynn Barnum	9	44	4.9
Jersey Wolfenbarger	11	30	2.7
Samara Spencer	12	26	2.2

Free Throws Made	G	Made	Made/G
Makayla Daniels	12	38	3.2
Sasha Goforth	12	33	2.8
Erynn Barnum	9	33	3.7
Samara Spencer	12	18	1.5
Amber Ramirez	11	14	1.3



**@RazorbackWBB STATISTICS**  
**Arkansas Category Leaders (as of Dec 19, 2021)**  
**All games**



<b>Rebounds</b>	<b>G</b>	<b>Reb</b>	<b>Reb/G</b>
Makayla Daniels	12	65	5.4
Sasha Goforth	12	62	5.2
Erynn Barnum	9	53	5.9
Amber Ramirez	11	41	3.7
Jersey Wolfenbarger	11	41	3.7

<b>Rebound Average</b>	<b>G</b>	<b>Reb</b>	<b>Avg/G</b>
Erynn Barnum	9	53	5.9
Makayla Daniels	12	65	5.4
Sasha Goforth	12	62	5.2
Jersey Wolfenbarger	11	41	3.7
Amber Ramirez	11	41	3.7

<b>Offensive Rebounds</b>	<b>G</b>	<b>No.</b>	<b>Avg/G</b>
Makayla Daniels	12	21	1.8
Erynn Barnum	9	21	2.3
Sasha Goforth	12	21	1.8
Jersey Wolfenbarger	11	11	1.0
Destinee Oberg	9	10	1.1

<b>Defensive Rebounds</b>	<b>G</b>	<b>No.</b>	<b>Avg/G</b>
Makayla Daniels	12	44	3.7
Sasha Goforth	12	41	3.4
Amber Ramirez	11	39	3.5
Erynn Barnum	9	32	3.6
Jersey Wolfenbarger	11	30	2.7
Rylee Langerman	12	30	2.5

<b>Fouls</b>	<b>G</b>	<b>No.</b>	<b>Per/G</b>
Makayla Daniels	12	30	2.5
Rylee Langerman	12	27	2.3
Jersey Wolfenbarger	11	27	2.5
Sasha Goforth	12	21	1.8
Emrie Ellis	9	19	2.1

<b>Foulouts</b>	<b>G</b>	<b>No.</b>
Sasha Goforth	12	1
Jersey Wolfenbarger	11	1

<b>Assists</b>	<b>G</b>	<b>No.</b>	<b>Ast/G</b>
Makayla Daniels	12	38	3.2
Samara Spencer	12	34	2.8
Sasha Goforth	12	22	1.8
Amber Ramirez	11	22	2.0
Erynn Barnum	9	13	1.4
Rylee Langerman	12	13	1.1

<b>Steals</b>	<b>G</b>	<b>No.</b>	<b>Stl/G</b>
Makayla Daniels	12	23	1.9
Samara Spencer	12	16	1.3
Erynn Barnum	9	13	1.4
Amber Ramirez	11	10	0.9
Rylee Langerman	12	8	0.7
Sasha Goforth	12	8	0.7

<b>Blocked Shots</b>	<b>G</b>	<b>No.</b>	<b>Blk/G</b>
Sasha Goforth	12	18	1.5
Emrie Ellis	9	14	1.6
Jersey Wolfenbarger	11	7	0.6
Erynn Barnum	9	6	0.7
Destinee Oberg	9	3	0.3

<b>Minutes</b>	<b>G</b>	<b>No.</b>	<b>Min/G</b>
Makayla Daniels	12	330	27.5
Amber Ramirez	11	313	28.5
Sasha Goforth	12	299	24.9
Samara Spencer	12	296	24.7
Jersey Wolfenbarger	11	204	18.5

<b>Turnovers</b>	<b>G</b>	<b>No.</b>	<b>TO/G</b>
Samara Spencer	12	25	2.1
Makayla Daniels	12	16	1.3
Jersey Wolfenbarger	11	15	1.4
Erynn Barnum	9	14	1.6
Rylee Langerman	12	14	1.2
Sasha Goforth	12	14	1.2





**@RazorbackWBB STATISTICS**  
**Arkansas Points-Rebounds-Assists (as of Dec 19, 2021)**  
**All games**



Opponent	Date	Score		02 SPENCER,SA	03 EATON,ELAU	04 BARNUM,ERY	11 LANGERMAN,	13 GOFORTH,SA	15 SAGE,ASHLY	22 HUGHES,AVE
TARLETON ST.	11/10/21	85-33	w	12-3-2	11-2-0	12-6-2	2-2-3	8-5-2	6-0-0	0-0-1
ARK.-PINE BLUFF	11/12/21	96-53	w	14-3-4	15-7-1	15-6-1	5-1-0	11-4-3	0-3-1	0-0-0
at UConn	11/14/21	80-95	L	8-0-2	3-0-0	16-8-2	0-0-0	17-5-1	DNP	DNP
at Arkansas St.	11/19/21	94-71	w	16-6-2	5-1-0	5-4-1	8-6-3	8-4-1	3-1-0	0-1-0
SMU	11/22/21	65-58	w	6-3-2	0-0-0	18-9-0	0-4-0	8-8-2	DNP	DNP
SAM HOUSTON	11/27/21	92-66	w	12-1-3	0-0-0	6-3-0	4-2-1	7-6-4	0-1-0	0-0-0
BELMONT	11/28/21	83-63	w	13-1-3	6-2-0	15-7-1	8-2-0	10-2-1	0-0-0	0-0-0
at UCF	12/02/21	51-52	L	5-3-1	3-1-0	5-6-2	0-2-0	11-2-3	DNP	DNP
CALIFORNIA	12/05/21	84-67	w	9-2-2	2-1-0	9-4-4	3-3-0	19-4-0	0-0-0	0-0-0
JACKSON ST.	12/09/21	66-62	w	14-2-4	3-2-1	DNP	2-6-2	11-10-3	DNP	DNP
LITTLE ROCK	12/12/21	73-39	w	4-1-3	11-2-0	DNP	6-3-1	14-8-1	3-3-0	0-0-0
vs Central Ark.	12/18/21	82-44	w	15-1-6	6-2-1	DNP	3-8-3	17-4-1	4-4-1	0-0-1

Opponent	Date	Score		23 RAMIREZ,AM	24 WOLFENBARG	25 OBERG,DEST	43 DANIELS,MA	55 ELLIS,EMRI
TARLETON ST.	11/10/21	85-33	w	0-4-2	10-5-0	0-3-0	15-6-1	4-2-0
ARK.-PINE BLUFF	11/12/21	96-53	w	11-4-3	7-6-1	0-0-0	5-5-4	6-5-1
at UConn	11/14/21	80-95	L	20-2-2	0-4-0	DNP	5-6-3	6-4-0
at Arkansas St.	11/19/21	94-71	w	13-3-0	DNP	0-2-0	22-8-5	4-5-0
SMU	11/22/21	65-58	w	11-2-2	2-1-0	DNP	16-7-2	3-1-1
SAM HOUSTON	11/27/21	92-66	w	17-4-1	16-3-0	0-2-2	11-5-6	8-4-1
BELMONT	11/28/21	83-63	w	7-3-3	10-4-3	2-0-0	3-3-5	7-1-1
at UCF	12/02/21	51-52	L	3-2-3	6-3-1	DNP	18-6-1	0-0-0
CALIFORNIA	12/05/21	84-67	w	6-11-3	2-1-0	0-0-0	32-3-0	2-0-0
JACKSON ST.	12/09/21	66-62	w	9-0-3	7-4-0	4-2-2	16-8-3	DNP
LITTLE ROCK	12/12/21	73-39	w	14-6-0	4-5-2	10-10-3	7-2-5	DNP
vs Central Ark.	12/18/21	82-44	w	DNP	16-5-1	10-5-3	11-6-3	DNP



@RazorbackWBB STATISTICS  
Arkansas Player High/Low Analysis (as of Dec 19, 2021)  
All games



## Arkansas - INDIVIDUAL GAME HIGHS

Points	32		Makayla Daniels vs California (12/05/21)
	22		Makayla Daniels at Arkansas St. (11/19/21)
	20		Amber Ramirez at UConn (11/14/21)
	19		Sasha Goforth vs California (12/05/21)
	18		Makayla Daniels at UCF (12/02/21)
	18		Erynn Barnum vs SMU (11/22/21)
Field Goals Made	11		Makayla Daniels vs California (12/05/21)
	8		Erynn Barnum vs SMU (11/22/21)
	8		Makayla Daniels at Arkansas St. (11/19/21)
	8		Amber Ramirez at UConn (11/14/21)
Field Goal Att.	17		Amber Ramirez at UConn (11/14/21)
	17		Sasha Goforth at UConn (11/14/21)
FG Pct (min 5 made)	.875	(7-8)	Jersey Wolfenbarger vs Central Ark. (12/18/21)
	.833	(5-6)	Samara Spencer vs Tarleton St. (11/10/21)
3-Point FG Made	4		Amber Ramirez vs Little Rock (12/12/21)
	4		Makayla Daniels vs California (12/05/21)
	4		Makayla Daniels at UCF (12/02/21)
	4		Amber Ramirez vs Sam Houston (11/27/21)
	4		Elauna Eaton vs Ark.-Pine Bluff (11/12/21)
3-Point FG Att.	11		Amber Ramirez vs Ark.-Pine Bluff (11/12/21)
	11		Elauna Eaton vs Ark.-Pine Bluff (11/12/21)
3-Pt FG Pct (min 2 made)	1.000	(2-2)	Makayla Daniels vs Central Ark. (12/18/21)
	1.000	(2-2)	Jersey Wolfenbarger vs Central Ark. (12/18/21)
	1.000	(2-2)	Rylee Langerman vs Belmont (11/28/21)
	1.000	(2-2)	Ashlyn Sage vs Tarleton St. (11/10/21)
	1.000	(2-2)	Samara Spencer vs Tarleton St. (11/10/21)
Free Throws Made	8		Erynn Barnum at UConn (11/14/21)
	7		Sasha Goforth vs Central Ark. (12/18/21)
	7		Erynn Barnum vs California (12/05/21)
Free Throw Att.	10		Sasha Goforth vs SMU (11/22/21)
	10		Erynn Barnum at UConn (11/14/21)
FT Pct (min 3 made)	1.000	(7-7)	Sasha Goforth vs Central Ark. (12/18/21)
	1.000	(6-6)	Amber Ramirez vs California (12/05/21)
	1.000	(6-6)	Makayla Daniels vs California (12/05/21)
	1.000	(5-5)	Erynn Barnum vs Belmont (11/28/21)
	1.000	(5-5)	Sasha Goforth at UConn (11/14/21)
	1.000	(5-5)	Elauna Eaton vs Tarleton St. (11/10/21)
	1.000	(4-4)	Makayla Daniels at UCF (12/02/21)
	1.000	(3-3)	Samara Spencer vs Central Ark. (12/18/21)
	1.000	(3-3)	Makayla Daniels vs Little Rock (12/12/21)
	1.000	(3-3)	Elauna Eaton vs Belmont (11/28/21)
	1.000	(3-3)	Amber Ramirez vs Sam Houston (11/27/21)
Rebounds	11		Amber Ramirez vs California (12/05/21)
	10		Destinee Oberg vs Little Rock (12/12/21)
	10		Sasha Goforth vs Jackson St. (12/09/21)
Assists	6		Samara Spencer vs Central Ark. (12/18/21)
	6		Makayla Daniels vs Sam Houston (11/27/21)
Steals	6		Makayla Daniels vs Central Ark. (12/18/21)
	4		Samara Spencer vs Jackson St. (12/09/21)
	4		Erynn Barnum vs Belmont (11/28/21)
	4		Erynn Barnum vs Ark.-Pine Bluff (11/12/21)
Blocked Shots	5		Emrie Ellis vs Ark.-Pine Bluff (11/12/21)
	4		Emrie Ellis at Arkansas St. (11/19/21)



## 2 Samara Spencer | Fr. | 5-7 | G | Fort Lauderdale, Fla. (St. Thomas Aquinas HS)

### SEASON HIGHS

Points	16	Ark. State	11-19-21
FG Made	6	Ark. State	11-19-21
FG Att.	12	vs. UCA	12-18-21
3FG Made	3	Jackson State	12-9-21*
3FG Att.	7	vs. UCA	12-18-21
FT Made	6	UAPB	11-12-21
FT Att.	8	UAPB	11-12-21
Off. Reb.	2	Ark. State	11-19-21
Def. Reb.	4	Ark. State	11-19-21
Rebounds	6	Ark. State	11-19-21
Assists	6	vs. UCA	12-18-21
Blocks	1	@ UCF	12-2-21
Steals	4	Jackson State	12-9-21
Minutes	35	@ UCF	12-2-21

### CAREER HIGHS

(Same as Season Highs)

### SEASON | CAREER SUPERLATIVES

Stat	'21-'22	Career
Double Figure Pts	7	7
Double Figure Rebs	-	-
Double-Doubles	-	-
5 + Assists	1	1
5 + Blocks	-	-
5 + Steals	-	-
Led Team in Pts	-	-
Led Team in Reb	-	-
20 + Points	-	-
30+ Points	-	-

### NOTES

- Dropped in a career-best 16 points at Arkansas State
- Earned SEC Freshman of the Week Honors (Nov. 16)
- Back-to-back double figure performances to start her college career
- No. 72 overall recruit according to Blue Star at the time of her signing
- Led St. Thomas Aquinas to a state title during her senior season
- Named Broward County's 7A-6A Player of the Year in 2021
- Dropped 24 points in the state semifinal and 17 points in the state title game
- Named to Broward County First Team as a junior
- Led the Raiders to the state title game during her sophomore season as well

Opponent	Date	gs	min	Total		3-Pointers		Free throws		Rebounds				pf	a	t/o	blk	stl	pts	avg	
				fg-fga	pct	3fg-fga	pct	ft-fa	pct	off	def	tot	avg								
TARLETON ST.	11/10/21		17	5-6	.833	2-2	1.000	0-2	.000	0	3	3	3.0	3	2	2	0	1	12	12.0	
ARK.-PINE BLUFF	11/12/21	*	21	3-5	.600	2-3	.667	6-8	.750	1	2	3	3.0	2	4	3	0	1	14	13.0	
at UConn	11/14/21		17	3-6	.500	0-1	.000	2-2	1.000	0	0	0	2.0	1	2	1	0	1	8	11.3	
at Arkansas St.	11/19/21		23	6-11	.545	2-5	.400	2-3	.667	2	4	6	3.0	0	2	0	0	1	16	12.5	
SMU	11/22/21		28	2-6	.333	1-2	.500	1-2	.500	1	2	3	3.0	1	2	1	0	3	6	11.2	
SAM HOUSTON	11/27/21	*	21	4-5	.800	3-4	.750	1-2	.500	0	1	1	2.7	0	3	3	1	2	12	11.3	
BELMONT	11/28/21	*	24	5-10	.500	3-5	.600	0-0	.000	0	1	1	2.4	1	3	1	0	1	13	11.6	
at UCF	12/02/21	*	35	2-6	.333	1-5	.200	0-0	.000	0	3	3	2.5	2	1	0	1	0	5	10.8	
CALIFORNIA	12/05/21	*	26	4-8	.500	1-2	.500	0-0	.000	1	1	2	2.4	2	2	2	0	0	9	10.6	
JACKSON ST.	12/09/21	*	27	4-9	.444	3-5	.600	3-4	.750	1	1	2	2.4	1	4	4	0	4	14	10.9	
LITTLE ROCK	12/12/21	*	24	2-7	.286	0-1	.000	0-0	.000	1	0	1	2.3	4	3	3	0	0	4	10.3	
vs Central Ark.	12/18/21	*	33	5-12	.417	2-7	.286	3-3	1.000	0	1	1	2.2	1	6	5	0	2	15	10.7	
Totals			8	296	45-91	.495	20-42	.476	18-26	.692	7	19	26	2.2	18	34	25	2	16	128	10.7

Games played: 12  
 Minutes/game: 24.7  
 Points/game: 10.7  
 FG Pct: 49.5  
 3FG Pct: 47.6  
 FT Pct: 69.2

Rebounds/game: 2.2  
 Assists/game: 2.8  
 Turnovers/game: 2.1  
 Assist/turnover ratio: 1.4  
 Steals/game: 1.3  
 Blocks/game: 0.2

CAREER STATISTICS			Total		3-Point		F-Throws		Rebounds											Scoring	
Season	gp-gs	min/avg	fg-fga	pct	fg-fga	pct	ft-fia	pct	off	def	tot	avg	pf	fo	ast	to	blk	stl	pts	avg	
2021-22	12-8	296/24.7	45-91	.495	20-42	.476	18-26	.692	7	19	26	2.2	18	0	34	25	2	16	128	10.7	
TOTAL	12-8	296/24.7	45-91	.495	20-42	.476	18-26	.692	7	19	26	2.2	18	0	34	25	2	16	128	10.7	





3 Elauna Eaton | RFr. | 6-0 | G | Helena, Ark. (Nettleton HS)

SEASON HIGHS

Points	15	UAPB	11-12-21
FG Made	4	Little Rock	12-12-21*
FG Att.	12	UAPB	11-12-21
3FG Made	4	UAPB	11-12-21
3FG Att.	11	UAPB	11-12-21
FT Made	5	Tarleton	11-10-21
FT Att.	5	Tarleton	11-10-21
Off. Reb.	1	UAPB	11-12-21
Def. Reb.	6	UAPB	11-12-21
Rebounds	7	UAPB	11-12-21
Assists	1	vs. UCA	12-18-21*
Blocks	1	vs. UCA	12-18-21
Steals	2	Ark. State	11-19-21
Minutes	27	vs. UCA	12-18-21

CAREER HIGHS  
(Same as Season Highs)

SEASON | CAREER SUPERLATIVES

Stat	'21-'22	Career
Double Figure Pts	3	3
Double Figure Rebs	-	-
Double-Doubles	-	-
5 + Assists	-	-
5 + Blocks	-	-
5 + Steals	-	-
Led Team in Pts	1	1
Led Team in Reb	1	1
20 + Points	-	-
30+ Points	-	-

- NOTES
- Got back into double-figures against Little Rock, scoring 11 points
  - Two straight double-figure games to start her Arkansas career
  - Missed her freshman season with an ACL injury
  - Named the Arkansas Democrat-Gazette's Player of the Year following her final high school season
  - Earned a spot on the Naismith Trophy High School Girls Watch List
  - Named AAA 5A All-State in 2019, while earning AAA 6A All-State Honors in 2018
  - Rated as the No. 9 Guard, No. 41 Overall Player in the nation when she committed
  - Averaged 23.9 points per game and 7.9 rebounds per game during her senior season

Opponent	Date	gs	min	Total		3-Pointers		Free throws		Rebounds				pf	a	t/o	blk	stl	pts	avg
				fg-fga	pct	3fg-fga	pct	ft-fa	pct	off	def	tot	avg							
TARLETON ST.	11/10/21		16	2-4	.500	2-4	.500	5-5	1.000	0	2	2	2.0	2	0	1	0	1	11	11.0
ARK.-PINE BLUFF	11/12/21		21	4-12	.333	4-11	.364	3-4	.750	1	6	7	4.5	2	1	0	0	0	15	13.0
at UConn	11/14/21		16	1-2	.500	1-2	.500	0-0	.000	0	0	0	3.0	1	0	0	0	1	3	9.7
at Arkansas St.	11/19/21	*	16	2-6	.333	1-3	.333	0-0	.000	0	1	1	2.5	0	0	0	0	2	5	8.5
SMU	11/22/21		12	0-1	.000	0-1	.000	0-0	.000	0	0	0	2.0	1	0	0	0	0	0	6.8
SAM HOUSTON	11/27/21		15	0-3	.000	0-2	.000	0-0	.000	0	0	0	1.7	2	0	1	0	0	0	5.7
BELMONT	11/28/21		14	1-3	.333	1-2	.500	3-3	1.000	0	2	2	1.7	0	0	0	0	0	6	5.7
at UCF	12/02/21		10	1-4	.250	1-4	.250	0-0	.000	0	1	1	1.6	1	0	0	0	0	3	5.4
CALIFORNIA	12/05/21		12	0-2	.000	0-2	.000	2-2	1.000	0	1	1	1.6	2	0	0	0	0	2	5.0
JACKSON ST.	12/09/21		12	1-5	.200	1-5	.200	0-0	.000	0	2	2	1.6	1	1	0	0	0	3	4.8
LITTLE ROCK	12/12/21		23	4-7	.571	3-5	.600	0-0	.000	0	2	2	1.6	0	0	1	0	1	11	5.4
vs Central Ark.	12/18/21		27	2-10	.200	2-9	.222	0-0	.000	0	2	2	1.7	0	1	0	1	0	6	5.4
Totals		1	194	18-59	.305	16-50	.320	13-14	.929	1	19	20	1.7	12	3	3	1	5	65	5.4

Games played: 12	Rebounds/game: 1.7
Minutes/game: 16.2	Assists/game: 0.3
Points/game: 5.4	Turnovers/game: 0.3
FG Pct: 30.5	Assist/turnover ratio: 1.0
3FG Pct: 32.0	Steals/game: 0.4
FT Pct: 92.9	Blocks/game: 0.1

CAREER STATISTICS			Total		3-Point		F-Throws		Rebounds										Scoring	
Season	gp-gs	min/avg	fg-fga	pct	fg-fga	pct	ft-fa	pct	off	def	tot	avg	pf	fo	ast	to	blk	stl	pts	avg
2021-22	12-1	194/16.2	18-59	.305	16-50	.320	13-14	.929	1	19	20	1.7	12	0	3	3	1	5	65	5.4
TOTAL	12-1	194/16.2	18-59	.305	16-50	.320	13-14	.929	1	19	20	1.7	12	0	3	3	1	5	65	5.4



## 4 Erynn Barnum | R.Jr. | 6-2 | F | Little Rock, Ark. (Little Rock Central HS)

### SEASON HIGHS

Points	18	SMU	11-22-21
FG Made	8	SMU	11-22-21
FG Att.	16	SMU	11-22-21
3FG Made	1	SMU	11-22-21*
3FG Att.	4	@ #2 UConn	11-14-21
FT Made	8	@ #2 UConn	11-14-21
FT Att.	10	@ #2 UConn	11-14-21
Off. Reb.	4	SMU	11-22-21*
Def. Reb.	5	Belmont	11-28-21*
Rebounds	9	SMU	11-22-21
Assists	4	Cal	12-5-21
Blocks	2	Ark. State	11-19-21*
Steals	4	Belmont	11-28-21*
Minutes	31	@ UCF	12-2-21

### CAREER HIGHS

Points	18	SMU	11-22-21
FG Made	8	SMU	11-22-21
FG Att.	16	SMU	11-22-21
3FG Made	1	SMU	11-22-21*
3FG Att.	4	@ #2 UConn	11-14-21
FT Made	8	@ #2 UConn	11-14-21*
FT Att.	12	Oral Roberts	11-25-20
Off. Reb.	4	SMU	11-22-21*
Def. Reb.	8	ULM	12-3-20*
Rebounds	12	Tulsa	12-11-19
Assists	4	Cal	12-5-21
Blocks	4	Little Rock	12-21-19*
Steals	4	Belmont	11-28-21*
Minutes	31	@ UCF	12-2-21

Most Recent\*

### SEASON | CAREER SUPERLATIVES

Stat	'19-20	'20-21	'21-22	Career
Double Figure Pts	4	9	5	18
Double Figure Rebs	1	1	-	2
Double-Doubles	1	1	-	2
5 + Assists	-	-	-	-
5 + Blocks	-	-	-	-
5 + Steals	-	-	-	-
Led Team in Pts	1	-	3	4
Led Team in Reb	4	7	5	16
20 + Points	-	-	-	-

### NOTES

- Was awesome against SMU, going for a career-best 18 points, and nine rebounds.
- Averaged 7.7 points, 4.6 rebounds, 0.4 assists, 0.8 steals, 16.2 minutes per game last season
- Nine games scoring in double figures, one game with double figure rebounds
- Went for 12 points against LSU on the road
- Scored 15 points in Arkansas' near loss at Georgia, hitting seven of her 10 shots
- Made all four of her shots at Texas A&M in a 10-point performance
- Added 13 more at South Carolina
- Notched her second career double-double against Arkansas-Pine Bluff
- Went for a career-high 17 points in the Hogs' win over Louisiana Monroe.

Opponent	Date	gs	min	Total		3-Pointers		Free throws		Rebounds				pf	a	t/o	blk	stl	pts	avg	
				fg-fga	pct	3fg-fga	pct	ft-fita	pct	off	def	tot	avg								
TARLETON ST.	11/10/21	*	20	3-7	.429	0-0	.000	6-8	.750	2	4	6	6.0	2	2	0	1	3	12	12.0	
ARK.-PINE BLUFF	11/12/21	*	18	6-8	.750	1-1	1.000	2-2	1.000	2	4	6	6.0	2	1	1	2	4	15	13.5	
at UConn	11/14/21	*	28	4-12	.333	0-4	.000	8-10	.800	4	4	8	6.7	0	2	1	1	0	16	14.3	
at Arkansas St.	11/19/21	*	19	2-6	.333	0-0	.000	1-2	.500	2	2	4	6.0	3	1	2	2	0	5	12.0	
SMU	11/22/21	*	30	8-16	.500	1-3	.333	1-4	.250	4	5	9	6.6	1	0	2	0	0	18	13.2	
SAM HOUSTON	11/27/21	*	14	2-7	.286	0-1	.000	2-2	1.000	1	2	3	6.0	2	0	1	0	1	6	12.0	
BELMONT	11/28/21	*	20	5-9	.556	0-0	.000	5-5	1.000	2	5	7	6.1	1	1	1	0	4	15	12.4	
at UCF	12/02/21	*	31	2-4	.500	0-0	.000	1-2	.500	2	4	6	6.1	2	2	4	0	1	5	11.5	
CALIFORNIA	12/05/21	*	21	1-4	.250	0-0	.000	7-9	.778	2	2	4	5.9	1	4	2	0	0	9	11.2	
Totals			9	201	33-73	.452	2-9	.222	33-44	.750	21	32	53	5.9	14	13	14	6	13	101	11.2

Games played: 9  
Minutes/game: 22.3  
Points/game: 11.2  
FG Pct: 45.2  
3FG Pct: 22.2  
FT Pct: 75.0

Rebounds/game: 5.9  
Assists/game: 1.4  
Turnovers/game: 1.6  
Assist/turnover ratio: 0.9  
Steals/game: 1.4  
Blocks/game: 0.7

### CAREER STATISTICS

Season	gp-gs	min/avg	Total		3-Point		F-Throws		Rebounds				pf	fo	ast	to	blk	stl	Scoring	
			fg-fga	pct	fg-fga	pct	ft-fita	pct	off	def	tot	avg							pts	avg
2019-20	27-0	304/11.3	50-98	.510	3-7	.429	31-52	.596	31	76	107	4.0	26	0	5	11	28	15	134	5.0
2020-21	28-0	454/16.2	85-145	.586	1-7	.143	44-87	.506	34	94	128	4.6	56	0	11	30	23	21	215	7.7
2021-22	9-9	201/22.3	33-73	.452	2-9	.222	33-44	.750	21	32	53	5.9	14	0	13	14	6	13	101	11.2
TOTAL	64-9	959/15.0	168-316	.532	6-23	.261	108-183	.590	86	202	288	4.5	96	0	29	55	57	49	450	7.0



## || Rylee Langerman | So. | 5-9 | G | Norman, Okla. (Christian Heritage HS)

### SEASON HIGHS

Points	8	Belmont	11-28-21*
FG Made	3	Belmont	11-28-21
FG Att.	4	vs. UCA	12-18-21*
3FG Made	2	Belmont	11-28-21
3FG Att.	2	vs. UCA	12-18-21*
FT Made	4	Ark. State	11-19-21
FT Att.	5	Ark. State	11-19-21
Off. Reb.	2	Jackson State	12-9-21*
Def. Reb.	7	vs. UCA	12-18-21
Rebounds	8	vs. UCA	12-18-21
Assists	3	vs. UCA	12-18-21*
Blocks	1	Little Rock	12-12-21*
Steals	3	Ark. State	11-19-21
Minutes	25	vs. UCA	12-18-21*

### CAREER HIGHS

Points	8	Belmont	11-28-21*
FG Made	3	Belmont	11-28-21
FG Att.	7	UAPB	12-21-20
3FG Made	2	Belmont	11-28-21*
3FG Att.	5	UAPB	12-21-20
FT Made	4	Ark. State	11-19-21
FT Att.	5	Ark. State	11-19-21
Off. Reb.	2	Cal	12-5-21*
Def. Reb.	7	vs. UCA	12-18-21
Rebounds	8	vs. UCA	12-18-21
Assists	4	UCA	12-13-20
Blocks	1	Little Rock	12-12-21*
Steals	3	Ark. State	11-19-21
Minutes	25	vs. UCA	12-18-21*

Most Recent\*

### SEASON | CAREER SUPERLATIVES

Stat	'20-21	'21-22	Career
Double Figure Pts	-	-	-
Double Figure Rebs	-	-	-
Double-Doubles	-	-	-
5 + Assists	-	-	-
5 + Blocks	-	-	-
5 + Steals	-	-	-
Led Team in Pts	-	-	-
Led Team in Reb	-	1	1
20 + Points	-	-	-
30+ Points	-	-	-

### NOTES

- Was a swiss army knife against AState, going for eight points, six boards, three assists and three steals
- Showed flashes in limited action during her freshman season
- Averaged 1.2 points, 1.1 rebounds, 0.5 assists, 0.1 steals, 7.1 minutes per game
- Scored a career-high four points on the road at SMU
- Also had four against Louisiana Monroe
- Hit at least one three in four of her 13 appearances
- Pulled down four rebounds against both Oral Roberts and Central Arkansas
- Also had a career-high four assists against UCA.

				Total		3-Pointers		Free throws		Rebounds											
Opponent	Date	gs	min	fg-fga	pct	3fg-fga	pct	ft-fga	pct	off	def	tot	avg	pf	a	t/o	blk	stl	pts	avg	
TARLETON ST.	11/10/21	12	12	1-2	.500	0-0	.000	0-0	.000	2	0	2	2.0	0	3	1	0	0	2	2.0	
ARK.-PINE BLUFF	11/12/21	14	24	2-4	.500	1-2	.500	0-1	.000	0	1	1	1.5	4	0	1	0	1	5	3.5	
at UConn	11/14/21	6	0-0	.000	0-0	.000	0-0	.000	0	0	0	0	1.0	4	0	0	0	0	0	2.3	
at Arkansas St.	11/19/21	25	24	2-4	.500	0-2	.000	4-5	.800	1	5	6	2.3	4	3	0	0	3	8	3.8	
SMU	11/22/21	*	24	0-0	.000	0-0	.000	0-0	.000	0	4	4	2.6	3	0	1	0	0	0	3.0	
SAM HOUSTON	11/27/21	16	14	1-4	.250	0-1	.000	2-2	1.000	0	2	2	2.5	1	1	1	1	1	4	3.2	
BELMONT	11/28/21	13	3-3	1.000	2-2	1.000	0-0	.000	1	1	2	2.4	1	0	2	0	0	0	8	3.9	
at UCF	12/02/21	9	0-0	.000	0-0	.000	0-0	.000	0	2	2	2.4	3	0	1	0	0	0	0	3.4	
CALIFORNIA	12/05/21	15	1-1	1.000	1-1	1.000	0-0	.000	2	1	3	2.4	2	0	1	0	1	3	3.3		
JACKSON ST.	12/09/21	13	1-1	1.000	0-0	.000	0-1	.000	2	4	6	2.8	2	2	3	0	1	2	3.2		
LITTLE ROCK	12/12/21	23	14	250	1-2	.500	3-4	.750	0	3	3	2.8	3	1	3	1	1	6	3.5		
vs Central Ark.	12/18/21	*	25	1-4	.250	1-2	.500	0-2	.000	1	7	8	3.3	0	3	0	0	0	3	3.4	
Totals		2	195	13-27	.481	6-12	.500	9-15	.600	9	30	39	3.3	27	13	14	2	8	41	3.4	

Games played: 12  
Minutes/game: 16.3  
Points/game: 3.4  
FG Pct: 48.1  
3FG Pct: 50.0  
FT Pct: 60.0

Rebounds/game: 3.3  
Assists/game: 1.1  
Turnovers/game: 1.2  
Assist/turnover ratio: 0.9  
Steals/game: 0.7  
Blocks/game: 0.2

### CAREER STATISTICS

Season	gp-gs	min/avg	Total fg-fga	pct	3-Point fg-fga	pct	F-Throws ft-fla	pct	Rebounds off def tot avg	pf	fo	ast	to	blk	stl	Scoring pts avg
2020-21	13-0	92/7.1	5-16	.313	4-10	.400	2-4	.500	2 12 14 1.1	10	0	7	9	1	1	16 1.2
2021-22	12-2	195/16.3	13-27	.481	6-12	.500	9-15	.600	9 30 39 3.3	27	0	13	14	2	8	41 3.4
TOTAL	25-2	287/11.5	18-43	.419	10-22	.455	11-19	.579	11 42 53 2.1	37	0	20	23	3	9	57 2.3





## 13 Sasha Goforth | So. | 6-1 | G | Fayetteville, Ark. (Fayetteville HS)

### SEASON HIGHS

Points	19	Cal	12-5-21
FG Made	6	Cal	12-5-21*
FG Att.	17	@ #2 UConn	11-14-21
3FG Made	2	vs. UCA	12-18-21*
3FG Att.	5	Jackson State	12-9-21
FT Made	7	vs. UCA	12-18-21
FT Att.	10	SMU	11-22-21
Off. Reb.	5	SMU	11-22-21
Def. Reb.	8	Jackson State	12-9-21*
Rebounds	10	Jackson State	12-9-21
Assists	4	Sam Houston	11-27-21
Blocks	3	Sam Houston	11-27-21*
Steals	3	Cal	12-5-21
Minutes	38	Cal	12-5-21

### CAREER HIGHS

Points	24	San Francisco	12-3-20
FG Made	8	Washington	1-26-21
FG Att.	17	@ #2 UConn	11-14-21
3FG Made	6	Washington	1-26-21
3FG Att.	8	Stanford	2-13-21
FT Made	9	@ Oregon	2-28-21
FT Att.	12	San Francisco	12-3-20
Off. Reb.	5	SMU	11-22-21
Def. Reb.	9	@ Utah	1-31-21
Rebounds	10	Jackson State	12-9-21*
Assists	7	Montana West.	11-28-20
Blocks	3	Sam Houston	11-27-21*
Steals	4	Utah	12-8-20
Minutes	38	Cal	12-5-21*

\*Most Recent

### NOTES

- Double-doubled against JSU, her first double-double at Arkansas
- Scored a season-best 19 points against Cal
- Started every game during her freshman season at Oregon State
- Earned PAC-12 All-Freshman Team Honors
- Averaged 11.6 points and 3.6 rebounds per game
- Dished 34 assists and shot 36 percent from beyond the three-point arc
- Had 19 blocked shots and 15 steals on the defensive side of the ball
- Had two 20+ point games
- Notched her first-career double-double against Utah

Opponent	Date	gs	min	Total		3-Pointers		Free throws		Rebounds				pf	a	t/o	blk	stl	pts	avg	
				fg-fga	pct	3fg-fga	pct	ft-fa	pct	off	def	tot	avg								
TARLETON ST.	11/10/21	*	23	3-8	.375	0-4	.000	2-4	.500	2	3	5	5.0	1	2	1	0	0	8	8.0	
ARK-PINE BLUFF	11/12/21	*	19	4-6	.667	1-2	.500	2-3	.667	1	3	4	4.5	3	3	1	3	0	11	9.5	
at UConn	11/14/21	*	31	6-17	.353	0-2	.000	5-5	1.000	3	2	5	4.7	1	1	2	1	0	17	12.0	
at Arkansas St.	11/19/21	*	15	3-6	.500	1-2	.500	1-2	.500	0	4	4	4.5	5	1	1	1	0	8	11.0	
SMU	11/22/21	*	33	3-12	.250	0-1	.000	2-10	.200	5	3	8	5.2	1	2	1	1	2	8	10.4	
SAM HOUSTON	11/27/21	*	24	3-10	.300	0-3	.000	1-1	1.000	2	4	6	5.3	0	4	1	3	1	7	9.8	
BELMONT	11/28/21	*	20	4-5	.800	1-2	.500	1-2	.500	0	2	2	4.9	0	1	1	2	0	10	9.9	
at UCF	12/02/21	*	28	5-11	.455	1-3	.333	0-0	.000	1	1	2	4.5	4	3	2	0	1	11	10.0	
CALIFORNIA	12/05/21	*	38	6-15	.400	1-4	.250	6-7	.857	1	3	4	4.4	1	0	2	2	3	19	11.0	
JACKSON ST.	12/09/21	*	27	4-15	.267	1-5	.200	2-5	.400	2	8	10	5.0	4	3	1	2	1	11	11.0	
LITTLE ROCK	12/12/21	*	20	4-7	.571	2-3	.667	4-6	.667	3	5	8	5.3	0	1	1	1	0	14	11.3	
vs Central Ark.	12/18/21	*	21	4-6	.667	2-3	.667	7-7	1.000	1	3	4	5.2	1	1	0	2	0	17	11.8	
Totals			12	299	49-118	.415	10-34	.294	33-52	.635	21	41	62	5.2	21	22	14	18	8	141	11.8

Games played: 12  
Minutes/game: 24.9  
Points/game: 11.8  
FG Pct: 41.5  
3FG Pct: 29.4  
FT Pct: 63.5

Rebounds/game: 5.2  
Assists/game: 1.8  
Turnovers/game: 1.2  
Assist/turnover ratio: 1.6  
Steals/game: 0.7  
Blocks/game: 1.5

### SEASON | CAREER SUPERLATIVES

Stat	'20-21	'21-22	Career
Double Figure Pts	12	8	20
Double Figure Rebs	1	1	2
Double-Doubles	1	1	2
5 + Assists	1	-	1
5 + Blocks	-	-	-
5 + Steals	-	-	-
Led Team in Pts	3	1	4
Led Team in Reb	1	2	3
20 + Points	2	-	2

### CAREER STATISTICS

Year	GP-GS	Min	Avg	FG	Total FGA	Pct	FG	3-Point FGA	Pct	FT	F-Throw FTA	Pct	Off	Rebounds Def	Tot	Avg	PF	Ast	TO	Blk	Stl	Pts	Avg
2020-21	20-20	588	29.4	77	184	.418	24	67	.358	53	74	.716	6	66	72	3.6	46	34	50	19	15	231	11.6
Oregon State Stats*																							

Season	gp-gs	min/avg	fg-fga	pct	fg-fga	pct	ft-fa	pct	off	def	tot	avg	pf	fo	ast	to	blk	stl	pts	avg
2021-22	12-12	299/24.9	49-118	.415	10-34	.294	33-52	.635	21	41	62	5.2	21	1	22	14	18	8	141	11.8
TOTAL	12-12	299/24.9	49-118	.415	10-34	.294	33-52	.635	21	41	62	5.2	21	1	22	14	18	8	141	11.8





## 15 Ashlyn Sage | Fr. | 6-2 | G | Weatherford, Okla. (Weatherford HS)

### SEASON HIGHS

Points	6	Tarleton	11-10-21
FG Made	2	Tarleton	11-10-21
FG Att.	4	Little Rock	12-12-21
3FG Made	2	Tarleton	11-10-21
3FG Att.	3	UAPB	11-12-21
FT Made	2	vs. UCA	12-18-21
FT Att.	2	vs. UCA	12-18-21
Off. Reb.	2	Little Rock	12-12-21
Def. Reb.	3	vs. UCA	12-18-21
Rebounds	4	vs. UCA	12-18-21
Assists	1	vs. UCA	12-18-21*
Blocks	N/A		
Steals	1	vs. UCA	12-18-21*
Minutes	19	vs. UCA	12-18-21

### CAREER HIGHS

(Same as Season Highs)

### SEASON | CAREER SUPERLATIVES

Stat	'21-22	Career
Double Figure Pts	-	-
Double Figure Rebs	-	-
Double-Doubles	-	-
5 + Assists	-	-
5 + Blocks	-	-
5 + Steals	-	-
Led Team in Pts	-	-
Led Team in Reb	-	-
20 + Points	-	-

### NOTES

- Scored a season-best six points in the opener vs. Tarleton, hitting two threes
- No. 84 overall recruit in Premier Basketball's 2021 rankings
- A three-time All-Conference selection
- VYPE Top 100 in both 2020 and 2019
- Tulsa World Top Players
- Was a state qualifier in 2020
- Led the state of Oklahoma in both three-point percentage and free throw percentage in 2020

Opponent	Date	gs	min	Total		3-Pointers		Free throws		Rebounds								pts	avg	
				fg-fga	pct	3fg-fga	pct	ft-fga	pct	off	def	tot	avg	pf	a	tlo	blk			stl
TARLETON ST.	11/10/21	9	2-2	1.000	2-2	1.000	0-0	.000	0	0	0	0.0	0	0	1	0	1	6	6.0	
ARK.-PINE BLUFF	11/12/21	7	0-3	.000	0-3	.000	0-0	.000	1	2	3	1.5	1	1	0	0	0	0	3.0	
at Arkansas St.	11/19/21	3	1-2	.500	1-2	.500	0-0	.000	1	0	1	1.3	0	0	1	0	0	3	3.0	
SAM HOUSTON	11/27/21	4	0-0	.000	0-0	.000	0-0	.000	1	0	1	1.3	0	0	0	0	0	0	2.3	
BELMONT	11/28/21	4	0-1	.000	0-1	.000	0-0	.000	0	0	0	1.0	0	0	0	0	0	0	1.8	
CALIFORNIA	12/05/21	2	0-0	.000	0-0	.000	0-0	.000	0	0	0	0.8	0	0	0	0	0	0	1.5	
LITTLE ROCK	12/12/21	7	1-4	.250	1-2	.500	0-0	.000	2	1	3	1.1	0	0	0	0	0	3	1.7	
vs Central Ark.	12/18/21	19	1-3	.333	0-1	.000	2-2	1.000	1	3	4	1.5	1	1	0	0	1	4	2.0	
Totals		0	55	5-15	.333	4-11	.364	2-2	1.000	6	6	12	1.5	2	2	2	0	2	16	2.0

Games played: 8  
Minutes/game: 6.9  
Points/game: 2.0  
FG Pct: 33.3  
3FG Pct: 36.4  
FT Pct: 100.0

Rebounds/game: 1.5  
Assists/game: 0.3  
Turnovers/game: 0.3  
Assist/turnover ratio: 1.0  
Steals/game: 0.3

### CAREER STATISTICS

Season	gp-gs		min/avg	Total		3-Point		F-Throws		Rebounds										Scoring	
	gp-gs	min/avg		fg-fga	pct	fg-fga	pct	ft-fga	pct	off	def	tot	avg	pf	fo	ast	to	blk	stl	pts	avg
2021-22	8-0	55/6.9		5-15	.333	4-11	.364	2-2	1.000	6	6	12	1.5	2	0	2	2	0	2	16	2.0
TOTAL	8-0	55/6.9		5-15	.333	4-11	.364	2-2	1.000	6	6	12	1.5	2	0	2	2	0	2	16	2.0



## 22 Avery Hughes | Jr. | 5-7 | G | Bentonville, Ark. (Bentonville HS)

### SEASON HIGHS

Points	N/A		
FG Made	N/A		
FG Att.	2	UAPB	11-12-21
3FG Made	N/A		
3FG Att.	1	UAPB	11-12-21
FT Made	N/A		
FT Att.	N/A		
Off. Reb.	N/A		
Def. Reb.	1	Ark. State	11-19-21
Rebounds	1	Ark. State	11-19-21
Assists	1	vs. UCA	12-18-21*
Blocks	N/A		
Steals	1	vs. UCA	12-18-21*
Minutes	7	UAPB	11-12-21

### CAREER HIGHS

Points	6	UAPB	12-21-20*
FG Made	2	UAPB	12-21-20*
FG Att.	4	Tulsa	12-11-19
3FG Made	2	UAPB	12-21-20*
3FG Att.	3	Tulsa	12-11-19
FT Made	1	Stony Brook	11-17-19
FT Att.	1	Stony Brook	11-17-19
Off. Reb.	N/A		
Def. Reb.	1	Ark. State	11-19-21*
Rebounds	1	Ark. State	11-19-21*
Assists	2	UAPB	12-21-20*
Blocks	N/A		
Steals	1	ULM	12-3-20*
Minutes	10	UAPB	12-21-20*

\*Most Recent

### NOTES

- Dropped a career-best six points on UAPB, hitting two threes last season.
- Scored her first-career points against McNeese State last season.
- Finished her career as Bentonville's second leading scorer and set single game records for points (34) and free throws (20-for-22)
- Two-time all-conference and all-state selection leading Bentonville to the 2019 conference title and a state runner-up finish
- Honors include All-Arkansas Second-Team, All-Northwest Arkansas First-Team, Gatorade Player of the Week, two KURM Dream Team selections and team captain honors as a senior
- The first walk-on for Neighbors and his staff at Arkansas

Opponent	Date	gs	min	Total		3-Pointers		Free throws		Rebounds				pf	a	tlo	blk	stl	pts	avg
				fg-fga	pct	3fg-fga	pct	ft-fa	pct	off	def	tot	avg							
TARLETON ST.	11/10/21	3		0-1	.000	0-0	.000	0-0	.000	0	0	0	0.0	0	1	0	0	0	0	0.0
ARK-PINE BLUFF	11/12/21	7		0-2	.000	0-1	.000	0-0	.000	0	0	0	0.0	1	0	0	0	0	0	0.0
at Arkansas St.	11/19/21	2		0-0	.000	0-0	.000	0-0	.000	0	1	1	0.3	0	0	1	0	0	0	0.0
SAM HOUSTON	11/27/21	3		0-0	.000	0-0	.000	0-0	.000	0	0	0	0.3	0	0	1	0	0	0	0.0
BELMONT	11/28/21	3		0-0	.000	0-0	.000	0-0	.000	0	0	0	0.2	1	0	0	0	0	0	0.0
CALIFORNIA	12/05/21	2		0-0	.000	0-0	.000	0-0	.000	0	0	0	0.2	0	0	0	0	0	0	0.0
LITTLE ROCK	12/12/21	4		0-0	.000	0-0	.000	0-0	.000	0	0	0	0.1	0	0	0	0	0	0	0.0
vs Central Ark.	12/18/21	5		0-0	.000	0-0	.000	0-0	.000	0	0	0	0.1	0	1	0	0	1	0	0.0
Totals		0	29	0-3	.000	0-1	.000	0-0	.000	0	1	1	0.1	2	2	2	0	1	0	0.0

Games played: 8  
Minutes/game: 3.6  
FG Pct: 0.0  
3FG Pct: 0.0


Rebounds/game: 0.1  
Assists/game: 0.3  
Turnovers/game: 0.3  
Assist/turnover ratio: 1.0  
Steals/game: 0.1

### SEASON | CAREER SUPERLATIVES

Stat	'19-20	'20-21	'21-22	Career
Double Figure Pts	-	-	-	-
Double Figure Rebs	-	-	-	-
Double-Doubles	-	-	-	-
5 + Assists	-	-	-	-
5 + Blocks	-	-	-	-
5 + Steals	-	-	-	-
Led Team in Pts	-	-	-	-
Led Team in Reb	-	-	-	-
20 + Points	-	-	-	-

### CAREER STATISTICS

CAREER STATISTICS			Total		3-Point		F-Throws		Rebounds											Scoring	
Season	gp-gs	min/avg	fg-fga	pct	fg-fga	pct	ft-fla	pct	off	def	tot	avg	pf	fo	ast	to	blk	stl	pts	avg	
2019-20	14-0	51/3.6	8-16	.500	3-9	.333	1-1	1.000	0	0	0	0.0	8	0	2	8	0	0	20	1.4	
2020-21	7-0	45/6.4	3-7	.429	3-6	.500	3-3	1.000	0	2	2	0.3	2	0	5	3	0	2	12	1.7	
2021-22	8-0	29/3.6	0-3	.000	0-1	.000	0-0	.000	0	1	1	0.1	2	0	2	2	0	1	0	0.0	
TOTAL	29-0	125/4.3	11-26	.423	6-16	.375	4-4	1.000	0	3	3	0.1	12	0	9	13	0	3	32	1.1	



## 23 Amber Ramirez | RSr. | 5-9 | G | San Antonio, Texas (Wagner HS) | TCU

### SEASON HIGHS

Points	20	@ #2 UConn	11-14-21
FG Made	8	@ #2 UConn	11-14-21
FG Att.	17	@ #2 UConn	11-14-21
3FG Made	4	Little Rock	12-12-21*
3FG Att.	11	UAPB	11-12-21
FT Made	6	Cal	12-5-21
FT Att.	6	Cal	12-5-21
Off. Reb.	1	Cal	12-5-21*
Def. Reb.	10	Cal	12-5-21
Rebounds	11	Cal	12-5-21*
Assists	3	Jackson State	12-9-21*
Blocks	1	Ark. State	11-19-21*
Steals	3	Little Rock	12-12-21
Minutes	33	Cal	12-5-21

### CAREER HIGHS

Points	35	Alabama	2-28-21
FG Made	12	Alabama	2-28-21
FG Att.	20	Tennessee	2-20-20
3FG Made	11	SE Louisiana	12-10-17
3FG Att.	17	SE Louisiana	12-10-17
FT Made	9	Oklahoma	3-3-18
FT Att.	10	Oklahoma	3-3-18
Off. Reb.	2	Auburn	1-31-21
Def. Reb.	10	Cal	12-5-21
Rebounds	11	Cal	12-5-21
Assists	7	at Kentucky	2-15-18
Blocks	3	@ No. 4 SC	1-18-21
Steals	5	UT Martin	12-29-19
Minutes	45	@ Missouri	2-2-20

\*Most Recent

### NOTES

- Pulled down a career-best 11 rebounds against Cal
- Registered the 16th 20 point game of her career against UConn
- Went off for a career-high 35 against Alabama
- Had 22 against No. 3 UConn and made five treys
- Scored a season-high 23 points against No. 4 Baylor
- Named College Sports Madness National Player of the Week (Dec. 7, 2020)
- Bounced back against Wake Forest after her 2020-21 debut, going for 22 points
- Scored a season-high 29 points against Tennessee in 2019-20
- Went wire-to-wire at Mizzou, playing all 45 minutes against the Tigers
- Was a perfect 6-6 against Vanderbilt
- Matched her season-high in threes-made against Auburn, going for seven

Opponent	Date	gs	min	Total		3-Pointers		Free throws		Rebounds											
				fg-fga	pct	3fg-fga	pct	ft-fla	pct	off	def	tot	avg	pf	a	t/o	blk	stl	pts	avg	
TARLETON ST.	11/10/21	*	23	0-4	.000	0-3	.000	0-0	.000	1	3	4	4.0	0	2	0	0	0	0	0.0	
ARK-PINE BLUFF	11/12/21	*	18	4-12	.333	3-11	.273	0-0	.000	0	4	4	4.0	0	3	0	0	0	11	5.5	
at UConn	11/14/21	*	29	8-17	.471	3-6	.500	1-2	.500	0	2	2	3.3	2	2	0	1	0	20	10.3	
at Arkansas St.	11/19/21	*	30	5-11	.455	2-6	.333	1-2	.500	0	3	3	3.3	1	0	1	1	0	13	11.0	
SMU	11/22/21	*	30	4-12	.333	2-8	.250	1-2	.500	0	2	2	3.0	3	2	0	0	1	11	11.0	
SAM HOUSTON	11/27/21	*	26	5-7	.714	4-5	.800	3-3	1.000	0	4	4	3.2	2	1	2	0	2	17	12.0	
BELMONT	11/28/21	*	26	2-4	.500	1-1	1.000	2-2	1.000	0	3	3	3.1	1	3	2	0	1	7	11.3	
at UCF	12/02/21	*	29	1-10	.100	1-8	.125	0-0	.000	0	2	2	3.0	3	3	0	0	2	3	10.3	
CALIFORNIA	12/05/21	*	33	0-5	.000	0-1	.000	6-6	1.000	1	10	11	3.9	0	3	1	0	1	6	9.8	
JACKSON ST.	12/09/21	*	38	4-8	.500	1-4	.250	0-0	.000	0	0	0	3.5	1	3	3	0	0	9	9.7	
LITTLE ROCK	12/12/21	*	31	5-10	.500	4-8	.500	0-0	.000	0	6	6	3.7	2	0	1	0	3	14	10.1	
Totals		11	313	38-100	.380	21-61	.344	14-17	.824	2	39	41	3.7	15	22	10	2	10	111	10.1	

Games played: 11  
Minutes/game: 28.5  
Points/game: 10.1  
FG Pct: 38.0  
3FG Pct: 34.4  
FT Pct: 82.4

Rebounds/game: 3.7  
Assists/game: 2.0  
Turnovers/game: 0.9  
Assist/turnover ratio: 2.2  
Steals/game: 0.9  
Blocks/game: 0.2

### SEASON | CAREER SUPERLATIVES

Stat	'16-17	'17-18	'19-20	'20-21	'21-22	Career
Double Figure Pts	7	18	21	21	6	73
Double Figure Rebs	-	-	-	-	1	1
Double-Doubles	-	-	-	-	-	-
5+ Assists	2	7	2	1	-	12
5+ Blocks	-	-	-	-	-	-
5+ Steals	-	-	1	-	-	1
Led Ark in Pts	-	-	6	6	3	15
Led Ark in Reb	-	-	2	-	1	3
20+ Points	-	3	7	5	1	16
30+ Points	-	1	-	1	-	2

### CAREER STATISTICS

Year	GP-GS	Min	Avg	FG	Total FGA	Pct	3-Point FGA	Pct	F-Throw FT	FTA	Pct	Off	Rebounds Def	Tot	Avg	PF	FO	Ast	TO	Blk	Stl	Pts	Avg	
2016-17*	23-5	559	24.3	67	196	.342	39	106	.368	17	20	.850	1	45	46	2.0	35	0	32	27	11	15	190	8.3
2017-18*	36-23	896	24.9	131	311	.421	65	166	.392	48	56	.857	5	63	68	1.9	21		103	57	4	30	375	10.4
TCU Stats*																								
Season	gp-gs	min/avg			fg-fga	pct	fg-fga	pct	ft-fa	pct	off	def	tot	avg	pf	fo	ast	to	blk	stl	pts	avg		
2019-20	32-32	1045/32.7			164-371	.442	106-237	.447	36-39	.923	8	93	101	3.2	27	0	60	31	10	36	470	14.7		
2020-21	27-27	867/32.1			123-286	.430	77-177	.435	42-52	.808	6	72	78	2.9	38	0	41	33	5	30	365	13.5		
2021-22	11-11	313/28.5			38-100	.380	21-61	.344	14-17	.824	2	39	41	3.7	15	0	22	10	2	10	111	10.1		
TOTAL	70-70	2225/31.8			325-757	.429	204-475	.429	92-108	.852	16	204	220	3.1	80	0	123	74	17	76	946	13.5		



## 24 Jersey Wolfenbarger | Fr. | 6-5 | G/F | Fort Smith, Ark. (Northside HS)

### SEASON HIGHS

Points	16	vs. UCA	12-18-21*
FG Made	7	vs. UCA	12-18-21
FG Att.	11	Jackson State	12-9-21
3FG Made	3	Sam Houston	11-27-21
3FG Att.	6	Jackson State	12-9-21
FT Made	3	Belmont	11-28-21*
FT Att.	6	Little Rock	12-12-21*
Off. Reb.	4	UAPB	11-12-21
Def. Reb.	5	vs. UCA	12-18-21*
Rebounds	6	UAPB	11-12-21
Assists	3	Belmont	11-28-21
Blocks	2	vs. UCA	12-18-21*
Steals	1	Belmont	11-28-21*
Minutes	27	Little Rock	12-12-21*

### CAREER HIGHS

(Same as Season Highs)

### SEASON | CAREER SUPERLATIVES

Stat	'21-22	Career
Double Figure Pts	4	4
Double Figure Rebs	-	-
Double-Doubles	-	-
5 + Assists	-	-
5 + Blocks	-	-
5 + Steals	-	-
Led Team in Pts	-	-
Led Team in Reb	-	-
20 + Points	-	-

### NOTES

- Matched her season-high, making 7-8 FGs against UCA for 16 points
- Scored a career-best 16 points against Sam Houston
- FIBA U19 Gold Medalist
- No. 7 overall recruit, and No. 1 wing player in the ESPN HoopGurlz 2021 recruiting rankings at the time of her signing
- Consensus five-star player out of Northside High School
- Arkansas' first McDonald's All-American signee since 2016
- One of five finalists for the Jersey Mike's Naismith High School Player of the Year Award
- Arkansas' Gatorade Player of the year in 2020 and 2021
- Won two state titles during her four year high school career
- Hit a buzzer beater to win the 2019 6A State Championship sophomore season

				Total		3-Pointers		Free throws		Rebounds											
Opponent	Date	gs	min	fg-fga	pct	3fg-fga	pct	ft-fga	pct	off	def	tot	avg	pf	a	t/o	blk	stl	pts	avg	
TARLETON ST.	11/10/21	*	22	4-10	.400	1-5	.200	1-4	.250	0	5	5	5.0	4	0	1	1	1	10	10.0	
ARK.-PINE BLUFF	11/12/21		21	2-6	.333	1-2	.500	2-4	.500	4	2	6	5.5	3	1	2	1	1	7	8.5	
at UConn	11/14/21		15	0-1	.000	0-1	.000	0-0	.000	0	4	4	5.0	2	0	1	1	1	0	5.7	
SMU	11/22/21		6	1-3	.333	0-0	.000	0-0	.000	1	0	1	4.0	1	0	2	0	1	2	4.8	
SAM HOUSTON	11/27/21		17	5-8	.625	3-4	.750	3-6	.500	2	1	3	3.8	3	0	1	0	0	16	7.0	
BELMONT	11/28/21		17	3-7	.429	1-2	.500	3-4	.750	1	3	4	3.8	0	3	0	0	1	10	7.5	
at UCF	12/02/21		16	2-5	.400	1-3	.333	1-2	.500	2	1	3	3.7	3	1	3	0	0	6	7.3	
CALIFORNIA	12/05/21		12	1-3	.333	0-0	.000	0-0	.000	0	1	1	3.4	5	0	2	0	0	2	6.6	
JACKSON ST.	12/09/21	*	27	3-11	.273	1-6	.167	0-2	.000	0	4	4	3.4	3	0	0	0	0	7	6.7	
LITTLE ROCK	12/12/21	*	27	1-4	.250	0-0	.000	2-6	.333	1	4	5	3.6	2	2	2	2	0	4	6.4	
vs Central Ark.	12/18/21	*	24	7-8	.875	2-2	1.000	0-2	.000	0	5	5	3.7	1	1	1	2	0	16	7.3	
Totals			4	204	29-66	.439	10-25	.400	12-30	.400	11	30	41	3.7	27	8	15	7	5	80	7.3

Games played: 11  
Minutes/game: 18.5  
Points/game: 7.3  
FG Pct: 43.9  
3FG Pct: 40.0  
FT Pct: 40.0

Rebounds/game: 3.7  
Assists/game: 0.7  
Turnovers/game: 1.4  
Assist/turnover ratio: 0.5  
Steals/game: 0.5  
Blocks/game: 0.6

### CAREER STATISTICS

Season	gp-gs		min/avg	fg-fga		pct	3-pt		pct	ft-fga		pct	Rebounds				Scoring							
	gp	gs		fg-fga	pct		ft-fga	pct		off	def		tot	avg	pf	fo	ast	to	blk	stl	pts	avg		
2021-22	11-4	204/18.5		29-66	.439		10-25	.400		12-30	.400		11	30	41	3.7	27	1	8	15	7	5	80	7.3
TOTAL	11-4	204/18.5		29-66	.439		10-25	.400		12-30	.400		11	30	41	3.7	27	1	8	15	7	5	80	7.3





## 25 Destinee Oberg | Jr. | 6-3 | C | Burnsville, Minn. (John F. Kennedy HS)

### SEASON HIGHS

Points	10	vs. UCA	12-18-21*
FG Made	5	vs. UCA	12-18-21
FG Att.	8	vs. UCA	12-18-21*
3FG Made	N/A		
3FG Att.	N/A		
FT Made	2	Little Rock	12-12-21
FT Att.	2	Little Rock	12-12-21*
Off. Reb.	6	Little Rock	12-12-21
Def. Reb.	4	vs. UCA	12-18-21*
Rebounds	10	Little Rock	12-12-21
Assists	3	vs. UCA	12-18-21*
Blocks	1	Jackson State	12-9-21*
Steals	N/A		
Minutes	23	vs. UCA	12-18-21

### CAREER HIGHS

Points	10	vs. UCA	12-18-21*
FG Made	5	vs. UCA	12-18-21
FG Att.	8	vs. UCA	12-18-21*
3FG Made	N/A		
3FG Att.	N/A		
FT Made	2	Little Rock	12-12-21*
FT Att.	2	Little Rock	12-12-21*
Off. Reb.	6	Little Rock	12-12-21
Def. Reb.	4	vs. UCA	12-18-21*
Rebounds	10	Little Rock	12-12-21
Assists	3	vs. UCA	12-18-21*
Blocks	1	Ark. State	11-19-21*
Steals	1	Maryland	11-29-20
Minutes	23	vs. UCA	12-18-21
Most Recent*			

### SEASON | CAREER SUPERLATIVES

Stat	'19-20	'20-21	'21-22	Career
Double Figure Pts	-	-	2	2
Double Figure Rebs	-	-	1	1
Double-Doubles	-	-	1	1
5 + Assists	-	-	-	-
5 + Blocks	-	-	-	-
5 + Steals	-	-	-	-
Led Team in Pts	-	-	-	-
Led Team in Reb	-	-	-	-
20 + Points	-	-	-	-

### NOTES

- Delivered a career-best performance against Little Rock, double-doubling with 10 points and 10 rebounds
- Scored her first four collegiate points against Vanderbilt
- Made her collegiate debut against UT Martin, recording a block in her four minutes played
- Despite missing her junior season with injury, Prospects Nation rated Oberg as a 4.5-star prospect, the No. 6 post player and No. 38 overall recruit in the nation for the 2019 class
- As a sophomore, Oberg and the Academy of Holy Angels played to a third-place finish at the state tournament
- She averaged 16.6 points, 9.9 rebounds, 2.5 assists and 2.1 steals per game that season


Opponent	Date	gs	min	Total		3-Pointers		Free throws		Rebounds				pf	a	t/o	blk	stl	pts	avg
				fg-fga	pct	3fg-fga	pct	ft-fga	pct	off	def	tot	avg							
TARLETON ST.	11/10/21	7	0-0	.000	0-0	.000	0-0	.000	0-0	.000	0	3	3	3.0	1	0	0	0	0	0.0
ARK-PINE BLUFF	11/12/21	6	0-1	.000	0-0	.000	0-0	.000	0-2	.000	0	0	0	1.5	1	0	0	0	0	0.0
at Arkansas St.	11/19/21	6	0-0	.000	0-0	.000	0-0	.000	0-0	.000	0	2	2	1.7	3	0	0	1	0	0.0
SAM HOUSTON	11/27/21	4	0-2	.000	0-0	.000	0-0	.000	0-0	.000	2	0	2	1.8	1	2	0	0	0	0.0
BELMONT	11/28/21	4	1-2	.500	0-0	.000	0-0	.000	0-0	.000	0	0	0	1.4	0	0	0	1	0	0.4
CALIFORNIA	12/05/21	2	0-0	.000	0-0	.000	0-0	.000	0-0	.000	0	0	0	1.2	0	0	0	0	0	0.3
JACKSON ST.	12/09/21	19	2-3	.667	0-0	.000	0-0	.000	0-0	.000	1	1	2	1.3	2	2	1	1	0	0.9
LITTLE ROCK	12/12/21	17	4-8	.500	0-0	.000	2-2	1.000	6	4	10	2.4	1	3	1	0	0	10	2.0	
vs Central Ark.	12/18/21	23	5-8	.625	0-0	.000	0-0	.000	1	4	5	2.7	0	3	2	0	0	10	2.9	
Totals		0	88	12-24	.500	0-0	.000	2-4	.500	10	14	24	2.7	9	10	4	3	0	26	2.9

Games played: 9  
Minutes/game: 9.8  
Points/game: 2.9  
FG Pct: 50.0  
FT Pct: 50.0

Rebounds/game: 2.7  
Assists/game: 1.1  
Turnovers/game: 0.4  
Assist/turnover ratio: 2.5  
Blocks/game: 0.3

### CAREER STATISTICS

CAREER STATISTICS			Total		3-Point		F-Throws		Rebounds											Scoring	
Season	gp-gs	min/avg	fg-fga	pct	fg-fga	pct	ft-fga	pct	off	def	tot	avg	pf	fo	ast	to	blk	stl	pts	avg	
2019-20	8-0	28/3.5	3-6	.500	0-0	.000	2-2	1.000	1	4	5	0.6	3	0	0	3	1	0	8	1.0	
2020-21	12-0	71/5.9	4-9	.444	0-0	.000	1-4	.250	5	10	15	1.3	8	0	8	11	1	1	9	0.8	
2021-22	9-0	88/9.8	12-24	.500	0-0	.000	2-4	.500	10	14	24	2.7	9	0	10	4	3	0	26	2.9	
TOTAL	29-0	187/6.4	19-39	.487	0-0	.000	5-10	.500	16	28	44	1.5	20	0	18	18	5	1	43	1.5	



**30 Maryam Dauda | Fr. | 6-4 | F | Bentonville, Ark. (Bentonville HS)**

## SEASON HIGHS

Points	N/A
FG Made	N/A
FG Att.	N/A
3FG Made	N/A
3FG Att.	N/A
FT Made	N/A
FT Att.	N/A
Off. Reb.	N/A
Def. Reb.	N/A
Rebounds	N/A
Assists	N/A
Blocks	N/A
Steals	N/A
Minutes	N/A

## NOTES

- The 13th ranked player and top ranked post player in the ESPN HoopGurlz 2021 recruiting rankings at the time of her signing
- Consensus five star recruit out of Bentonville High School
- McDonald's All-American in 2021
- Naismith High School Player of the Year Semifinalist following her senior season
- Four-time All-Conference selection and three-time All-State selection
- Leading scorer, rebounder, and shot blocker in the history of Bentonville High School

## CAREER HIGHS

(Same as Season Highs)

## SEASON | CAREER SUPERLATIVES

Stat	'21-22	Career
Double Figure Pts	-	-
Double Figure Rebs	-	-
Double-Doubles	-	-
5 + Assists	-	-
5 + Blocks	-	-
5 + Steals	-	-
Led Team in Pts	-	-
Led Team in Reb	-	-
20 + Points	-	-

## CAREER STATISTICS



## 43 Makayla Daniels | Jr. | 5-8 | G | Frederick, Md. (Frederick HS)

### SEASON HIGHS

Points	32	Cal	12-5-21
FG Made	11	Cal	12-5-21
FG Att.	15	Cal	12-5-21
3FG Made	4	Cal	12-5-21*
3FG Att.	8	@ UCF	12-2-21
FT Made	6	Cal	12-5-21
FT Att.	6	vs. UCA	12-18-21*
Off. Reb.	4	Jackson State	12-9-21*
Def. Reb.	7	SMU	11-22-21
Rebounds	8	Jackson State	12-9-21*
Assists	6	Sam Houston	11-27-21
Blocks	1	vs. UCA	12-18-21
Steals	6	vs. UCA	12-18-21
Minutes	37	Jackson State	12-9-21*

### CAREER HIGHS

Points	32	Cal	12-5-21
FG Made	11	Cal	12-5-21
FG Att.	15	Cal	12-5-21*
3FG Made	6	Oral Roberts	11-14-19
3FG Att.	9	@ Tennessee	1-7-21
FT Made	8	Belmont	11-20-19
FT Att.	10	Belmont	11-20-19
Off. Reb.	4	Jackson State	12-9-21*
Def. Reb.	9	Alabama	2-28-21
Rebounds	9	Alabama	2-28-21
Assists	7	@ SMU	12-9-20
Blocks	1	Tarleton	11-10-21*
Steals	6	vs. UCA	12-18-21
Minutes	39	No. 8 TAMU	1-10-21

\*Most Recent

### NOTES

- Lit up Cal, scoring a career-best 32 points
- Stuffed the stat sheet against AState, going for 22 points, eight boards and five assists
- Recached double figures in her NCAA Tournament debut, going for 11 points
- Nearly double-doubled against Alabama, going for 15 points and nine rebounds
- Scored 21 against No. 12 Maryland, her first 20+ point game of the season
- Dished a career-best six assists against UT Martin in 2019-20
- Had a career-high five steals against Kansas State in 2019-20
- Dropped 21 against Belmont in 2019-20
- Named SEC Freshman of the Week after standout performances against ORU and SB (11/19)

Opponent	Date	gs	min	Total		3-Pointers		Free throws		Rebounds			pf	a	t/o	blk	stl	pts	avg	
				fg-fga	pct	3fg-fga	pct	ft-fa	pct	off	def	tot								avg
TARLETON ST.	11/10/21	*	21	5-11	.455	1-4	.250	4-5	.800	3	3	6	6.0	1	1	2	1	2	15.0	
ARK.-PINE BLUFF	11/12/21	*	21	2-6	.333	0-4	.000	1-1	1.000	2	3	5	5.5	3	4	0	0	2	5.0	
at UConn	11/14/21	*	28	2-11	.182	1-5	.200	0-1	.000	2	4	6	5.7	4	3	2	0	5	8.3	
at Arkansas St.	11/19/21	*	30	8-13	.615	2-5	.400	4-5	.800	4	4	8	6.3	1	5	4	0	1	22.0	
SMU	11/22/21	*	23	6-10	.600	0-3	.000	4-5	.800	0	7	7	6.4	4	2	0	0	1	16.0	
SAM HOUSTON	11/27/21	*	29	4-8	.500	0-3	.000	3-4	.750	1	4	5	6.2	2	6	1	0	3	11.0	
BELMONT	11/28/21	*	25	1-5	.200	0-2	.000	1-2	.500	1	2	3	5.7	2	5	1	0	3	3.0	
at UCF	12/02/21	*	37	5-10	.500	4-8	.500	4-4	1.000	2	4	6	5.8	4	1	0	0	3	18.0	
CALIFORNIA	12/05/21	*	32	11-15	.733	4-6	.667	6-6	1.000	1	2	3	5.4	2	0	3	0	1	32.0	
JACKSON ST.	12/09/21	*	37	5-13	.385	1-4	.250	5-6	.833	4	4	8	5.7	2	3	0	0	1	16.0	
LITTLE ROCK	12/12/21	*	24	2-6	.333	0-3	.000	3-3	1.000	0	2	2	5.4	2	5	1	0	7	13.0	
vs Central Ark.	12/18/21	*	23	3-5	.600	2-2	1.000	3-6	.500	1	5	6	5.4	3	3	2	1	6	11.0	
Totals			12	330	54-113	.478	15-49	.306	38-48	.792	21	44	65	5.4	30	38	16	2	23	16.1

Games played: 12  
Minutes/game: 27.5  
Points/game: 13.4  
FG Pct: 47.8  
3FG Pct: 30.6  
FT Pct: 79.2

Rebounds/game: 5.4  
Assists/game: 3.2  
Turnovers/game: 1.3  
Assist/turnover ratio: 2.4  
Steals/game: 1.9  
Blocks/game: 0.2

### SEASON | CAREER SUPERLATIVES

Stat	'19-20	'20-21	'21-22	Career
Double Figure Pts	10	18	8	36
Double Figure Rebs	-	-	-	-
Double-Doubles	-	-	-	-
5 + Assists	3	2	4	9
5 + Blocks	-	-	-	-
5 + Steals	1	-	1	2
Led Team in Pts	3	1	5	9
Led Team in Reb	-	1	3	4
20 + Points	2	1	2	5
30+ Points	-	-	1	1

### CAREER STATISTICS

CAREER STATISTICS			Total		3-Point		F-Throws		Rebounds				Scoring							
Season	gp-gs	min/avg	fg-fga	pct	fg-fga	pct	ft-fa	pct	off	def	tot	avg	pf	fo	ast	to	blk	stl	pts	avg
2019-20	32-32	716/22.4	107-216	.495	25-56	.446	60-77	.779	7	48	55	1.7	67	1	77	44	2	45	299	9.3
2020-21	28-28	802/28.6	101-256	.395	44-120	.367	78-97	.804	9	74	83	3.0	75	2	61	43	4	41	324	11.6
2021-22	12-12	330/27.5	54-113	.478	15-49	.306	38-48	.792	21	44	65	5.4	30	0	38	16	2	23	161	13.4
TOTAL	72-72	1848/25.7	262-585	.448	84-225	.373	176-222	.793	37	166	203	2.8	172	3	176	103	8	109	784	10.9



## 55 Emrie Ellis | Fr. | 6-3 | F | Vanoss, Okla. | Vanoss HS

### SEASON HIGHS

Points	8	Sam Houston	11-27-21
FG Made	3	Belmont	11-28-21*
FG Att.	7	Belmont	11-28-21
3FG Made	1	Belmont	11-28-21*
3FG Att.	3	Belmont	11-28-21*
FT Made	1	Sam Houston	11-27-21
FT Att.	2	Cal	12-5-21*
Off. Reb.	2	Cal	12-5-21*
Def. Reb.	4	Ark. State	11-19-21*
Rebounds	5	Ark. State	11-19-21*
Assists	1	Belmont	11-28-21*
Blocks	5	UAPB	11-12-21
Steals	N/A		
Minutes	17	Belmont	11-28-21

### CAREER HIGHS

(Same as Season Highs)

### SEASON | CAREER SUPERLATIVES

Stat	'21-22	Career
Double Figure Pts	-	-
Double Figure Rebs	-	-
Double-Doubles	-	-
5 + Assists	-	-
5 + Blocks	1	1
5 + Steals	-	-
Led Team in Pts	-	-
Led Team in Reb	-	-
20 + Points	-	-

### NOTES

- Blocked five shots against UAPB, the most by a freshman Hog since 2014
- No. 48 overall recruit in ASGR's 2021 recruiting rankings
- Named Ada News All-Area Co-Player of the Year in 2021 after leading Vanoss High School to the Class A State Final
- VYPE Top 100 in all four of her high school seasons
- Four-time Pontotoc County All-Conference
- Led the state of Oklahoma in rebounds & blocks in 2018

Opponent	Date	gs	min	Total		3-Pointers		Free throws		Rebounds				pf	a	t/o	blk	stl	pts	avg
				fg-fga	pct	3fg-fga	pct	ft-fa	pct	off	def	tot	avg							
TARLETON ST.	11/10/21	15	2-2	1.000	0-0	.000	0-0	.000	1	1	2	2.0	3	0	1	2	0	4	4.0	
ARK.-PINE BLUFF	11/12/21	16	3-6	.500	0-1	.000	0-0	.000	2	3	5	3.5	0	1	1	5	0	6	5.0	
at UConn	11/14/21	13	3-5	.600	0-1	.000	0-0	.000	0	4	4	3.7	3	0	2	0	0	6	5.3	
at Arkansas St.	11/19/21	15	2-4	.500	0-2	.000	0-0	.000	1	4	5	4.0	4	0	1	4	0	4	5.0	
SMU	11/22/21	11	1-4	.250	0-2	.000	1-2	.500	0	1	1	3.4	2	1	1	0	0	3	4.6	
SAM HOUSTON	11/27/21	15	3-6	.500	1-3	.333	1-2	.500	2	2	4	3.5	3	1	3	1	0	8	5.2	
BELMONT	11/28/21	17	3-7	.429	1-3	.333	0-0	.000	0	1	1	3.1	1	1	1	2	0	7	5.4	
at UCF	12/02/21	5	0-0	.000	0-0	.000	0-0	.000	0	0	0	2.8	1	0	1	0	0	0	4.8	
CALIFORNIA	12/05/21	5	0-1	.000	0-1	.000	2-2	1.000	0	0	0	2.4	2	0	1	0	0	2	4.4	
Totals		0	112	17-35	.486	2-13	.154	4-6	.667	6	16	22	2.4	19	4	12	14	0	40	4.4

Games played: 9  
Minutes/game: 12.4  
Points/game: 4.4  
FG Pct: 48.6  
3FG Pct: 15.4  
FT Pct: 66.7

Rebounds/game: 2.4  
Assists/game: 0.4  
Turnovers/game: 1.3  
Assist/turnover ratio: 0.3  
Blocks/game: 1.6

### CAREER STATISTICS

Season	gp-gs	min/avg	Total fg-fga	pct	3-Point fg-fga	pct	F-Throws ft-fa	pct	Rebounds off	def	tot	avg	pf	fo	ast	to	blk	stl	Scoring pts	avg
2021-22	9-0	112/12.4	17-35	.486	2-13	.154	4-6	.667	6	16	22	2.4	19	0	4	12	14	0	40	4.4
TOTAL	9-0	112/12.4	17-35	.486	2-13	.154	4-6	.667	6	16	22	2.4	19	0	4	12	14	0	40	4.4






**Samara Spencer**  
Fr | 5-7 | G  
Fort Lauderdale, Fla.



**Elauna Eaton**  
RFr | 6-0 | G  
Helena, Ark.



**Erynn Barnum**  
RJr | 6-2 | F  
Little Rock, Ark.



**Rylee Langerman**  
So | 5-9 | G  
Norman, Okla.



**Sasha Goforth**  
So | 6-1 | G  
Fayetteville, Ark.



**Ashlyn Sage**  
Fr | 6-2 | G  
Weatherford, Okla.



**Avery Hughes**  
Jr | 5-7 | G  
Bentonville, Ark.



**Amber Ramirez**  
RSr\* | 5-9 | G  
San Antonio, Texas




**Jersey Wolfenbarger**  
Fr | 6-5 | G/F  
Fort Smith, Ark.



**Destinee Oberg**  
Jr | 6-3 | C  
Burnsville, Minn.



**Maryam Dauda**  
Fr | 6-4 | F  
Bentonville, Ark.



**Makayla Daniels**  
Jr | 5-8 | G  
Frederick, Md.



**Emrie Ellis**  
Fr | 6-3 | F  
Vanoss, Okla.



**Mike Neighbors**  
Head Coach  
Fifth Season



**Todd Schaefer**  
Associate Head Coach  
Fifth Season



**Pauline Love**  
Assistant Coach  
Fifth Season



**Lacey Goldwire**  
Assistant Coach  
Third Season



**Amber Shirey**  
Director of Operations



**C'eira Ricketts**  
Director of SA Development



**Jeff Brazil**  
Special Assistant to the HC &  
Director of Video



**Simone Rush**  
Athletic Trainer



Official Basketball Box Score -- Game Totals -- Final Statistics  
Tarleton St. vs Arkansas  
11/10/21 7:00 pm at Fayetteville, AR



Tarleton St. 33 • 0-1,0-0 WAC

#	Player	Total			3-Ptr			Rebounds			PF	TP	A	TO	Blk	Stl	Min
		FG-FGA	FG-FGA	FT-FTA	FG-FGA	FG-FGA	FT-FTA	Off	Def	Tot							
01	Lucy Benson	f	0-1	0-0	0-0	0-0	0-0	2	1	3	4	0	1	1	0	0	15
00	Malaya Kendrick	g	3-11	0-0	0-0	0	0	10	10	20	3	6	0	1	0	1	28
02	Iyana Dorsey	g	1-8	1-5	2-2	0	0	1	1	4	5	0	1	0	1	0	16
23	Jurnee President	g	0-5	0-3	0-0	1	0	1	1	0	1	0	1	1	1	0	24
25	Seynabou Thiam	*	3-5	0-0	0-0	0	0	1	1	0	6	1	2	4	1	0	17
03	Crystal Smith	g	0-0	0-0	0-0	0	0	0	0	0	0	0	0	1	1	0	3
04	Emily Cunningham	g	0-0	0-0	0-0	0	0	1	1	1	0	0	2	0	0	0	6
05	Kaitlyn Guillory	g	0-0	0-0	0-0	0	0	0	0	0	0	0	0	0	0	0	4
11	Mason Jones	g	0-0	0-0	0-0	0	0	0	0	1	0	0	1	4	0	0	7
12	Jenna Dick	g	0-1	0-1	0-0	0	0	2	2	0	0	0	0	0	0	0	22
21	Nya Mitchels	g	1-2	0-0	1-4	0	0	2	2	1	3	0	4	1	0	0	12
22	Tyler Jackson	g	2-6	1-4	3-4	0	0	1	1	3	8	0	1	0	0	0	16
31	Emilia Axelsson	g	0-2	0-1	1-2	0	0	0	0	1	1	0	1	0	0	0	9
33	Marissa Escamilla	g	1-8	0-1	2-4	1	1	2	5	4	0	2	0	0	0	0	19
41	Hannah Matthews	g	0-0	0-0	0-0	0	0	0	0	0	0	0	0	0	0	0	2
Team								3	4	7			2				
Totals			11-49	2-15	9-16			7	24	31	24	33	3	23	6	5	200
1st - FG %:		4-16	25.0%	2nd: 3-10	30.0%	3rd: 0-12	0.0%	4th: 4-11	36.4%	Game: 11-49	22.4%	Deadball					
3FG %:		0-3	0.0%	1-2	50.0%	0-5	0.0%	1-5	20.0%	2-15	13.3%	Rebounds					
FT %:		0-0	0.0%	1-4	25.0%	5-8	62.5%	3-4	75.0%	9-16	56.3%	5					

Arkansas 85 • 1-0,0-0 SEC

#	Player	Total			3-Ptr			Rebounds			PF	TP	A	TO	Blk	Stl	Min
		FG-FGA	FG-FGA	FT-FTA	FG-FGA	FG-FGA	FT-FTA	Off	Def	Tot							
04	Erynn Barnum	f	3-7	0-0	6-8	2	4	6	2	12	2	0	1	1	2	4	18
13	Sasha Goforth	g	3-8	0-4	2-4	2	3	5	1	8	2	0	1	0	0	0	23
23	Amber Ramirez	g	0-4	0-3	0-0	1	3	4	0	0	2	0	0	0	0	0	23
24	Jersey Wolfenbarger	g	4-10	1-5	1-4	0	5	5	4	10	0	1	1	1	1	0	22
43	Makayla Daniels	g	5-11	1-4	4-5	3	3	6	1	15	1	2	1	2	1	0	21
01	Marquesha Davis	g	2-5	0-0	1-2	0	4	4	2	5	1	1	0	1	0	0	12
02	Samara Spencer	g	5-6	2-2	0-2	0	3	3	3	12	2	2	0	1	0	1	17
03	Elaina Eaton	g	2-4	2-4	5-5	0	2	2	2	11	0	1	0	1	0	1	16
11	Rylee Langerman	g	1-2	0-0	0-0	2	0	2	0	2	3	1	0	0	0	0	12
15	Ashlyn Sage	g	2-2	2-2	0-0	0	0	0	0	0	6	0	1	0	1	1	9
22	Avery Hughes	g	0-1	0-0	0-0	0	0	0	0	0	1	0	0	0	0	0	3
25	Destinee Oberg	g	0-0	0-0	0-0	0	3	3	1	0	0	0	0	0	0	0	7
55	Emrie Ellis	g	2-2	0-0	0-0	1	1	2	3	4	0	1	2	0	0	0	15
Team								3	2	5							
Totals			29-62	8-24	19-30			14	33	47	19	85	14	11	5	10	200
1st - FG %:		6-16	37.5%	2nd: 7-14	50.0%	3rd: 10-18	55.6%	4th: 6-14	42.9%	Game: 29-62	46.8%	Deadball					
3FG %:		3-9	33.3%	1-6	16.7%	0-6	0.0%	1-3	33.3%	9-24	33.3%	Rebounds					
FT %:		5-8	62.5%	6-11	54.5%	4-6	66.7%	4-5	80.0%	19-30	63.3%	6					

Officials: Kaz Beverly,Eric Baker,Cameron Inouye  
Technical fouls: Tarleton St.-None, Arkansas-None.  
Attendance: 2614  
2021-22 Women's Basketball. Round: 0. Arkansas vs Tarleton St.. Played at Bud

Score by periods	1st	2nd	3rd	4th	Total
Tarleton St.	8	8	5	12	33
Arkansas	20	21	27	17	85



Official Basketball Box Score -- Game Totals -- Final Statistics  
Arkansas vs UConn  
11/14/21 1:00 pm at Mansfield, CT



Arkansas 80 • 2-1,0-0 SEC

#	Player	Total			3-Ptr			Rebounds			PF	TP	A	TO	Blk	Stl	Min
		FG-FGA	FG-FGA	FT-FTA	FG-FGA	FG-FGA	FT-FTA	Off	Def	Tot							
01	Marquesha Davis	f	2-4	0-0	1-1	1	1	2	3	5	1	0	0	1	1	0	17
04	Erynn Barnum	g	4-12	0-4	8-10	4	4	8	0	16	2	1	1	1	0	0	28
13	Sasha Goforth	g	6-17	0-2	5-5	3	2	5	1	17	1	2	1	0	0	0	31
23	Amber Ramirez	g	8-17	3-6	1-2	0	2	2	2	20	2	0	1	0	0	0	29
43	Makayla Daniels	g	2-11	1-5	0-1	2	4	6	4	5	3	2	0	0	0	0	28
02	Samara Spencer	g	3-6	0-1	2-2	0	0	0	1	8	2	1	0	1	0	1	17
03	Elaina Eaton	g	1-2	1-2	0-0	0	0	0	1	3	0	0	0	1	0	1	16
11	Rylee Langerman	g	0-0	0-0	0-0	0	0	0	4	0	0	0	0	0	0	0	6
24	Jersey Wolfenbarger	g	0-1	0-1	0-0	0	4	4	2	0	0	1	1	1	1	0	15
55	Emrie Ellis	g	3-5	0-1	0-0	0	4	4	3	6	0	2	0	0	0	0	13
Team								5	1	6							
Totals			29-75	5-22	17-21			15	22	37	21	80	11	9	4	4	200
1st - FG %:		6-23	26.1%	2nd: 8-20	40.0%	3rd: 9-16	56.3%	4th: 6-18	33.3%	Game: 29-75	38.7%	Deadball					
3FG %:		1-8	12.5%	2-7	28.6%	3-9	33.3%	1-4	25.0%	5-22	22.7%	Rebounds					
FT %:		3-3	100.0%	5-7	71.4%	4-5	80.0%	5-6	83.3%	17-21	81.0%	1					

UConn 95 • 1-0,0-0 Big East

#	Player	Total			3-Ptr			Rebounds			PF	TP	A	TO	Blk	Stl	Min
		FG-FGA	FG-FGA	FT-FTA	FG-FGA	FG-FGA	FT-FTA	Off	Def	Tot							
03	Aaliyah Edwards	f	4-7	1-1	0-0	0	4	4	4	9	3	1	0	0	0	0	17
20	Olivia Nelson-Ododa	f	4-6	0-0	1-1	1	7	8	4	9	2	3	3	1	0	0	20
05	Paige Bueckers	g	15-19	0-1	4-5	0	6	6	2	34	4	0	2	2	2	0	40
13	Christyn Williams	g	6-12	0-2	6-11	3	1	4	3	18	3	1	0	1	1	0	36
22	Evina Westbrook	g	4-7	3-5	4-4	1	7	8	1	15	5	2	0	2	0	0	38
10	Nika Muhl	g	0-3	0-3	0-2	0	1	1	2	0	2	0	0	0	0	0	14
14	Dorka Juhasz	g	1-4	0-2	1-2	0	3	3	2	3	1	1	0	1	1	0	12
33	Caroline Ducharme	g	0-0	0-0	0-0	0	0	0	1	0	0	1	0	0	0	0	4
35	Azzi Fudd	g	3-7	1-4	0-0	0	3	3	0	7	0	1	1	1	1	0	19
Team								2	1	3							
Totals			37-65	5-18	16-25			7	33	40	19	95	20	11	6	8	200
1st - FG %:		10-16	62.5%	2nd: 10-17	58.8%	3rd: 9-17	52.9%	4th: 8-15	53.3%	Game: 37-65	56.9%	Deadball					
3FG %:		2-3	66.7%	0-3	0.0%	0-3	0.0%	0-5	0.0%	5-18	27.8%	Rebounds					
FT %:		2-6	33.3%	5-7	71.4%	3-6	50.0%	4-6	66.7%	16-25	64.0%	8					

Officials: John Capolino,Rod Creech,Fatou Cissoko-Stephens  
Technical fouls: Arkansas-None, UConn-None.  
Attendance: 9359  
2021-22 Women's Basketball. Round: 0. Arkansas vs UConn. Played at Harry A. Ga

Score by periods	1st	2nd	3rd	4th	Total
Arkansas	16	23	23	18	80
UConn	24	25	26	20	95



Official Basketball Box Score -- Game Totals -- Final Statistics  
Ark.-Pine Bluff vs Arkansas  
11/12/21 12:00 pm at Fayetteville, AR



Ark.-Pine Bluff 53 • 0-2,0-0 SWAC

#	Player	Total			3-Ptr			Rebounds			PF	TP
---	--------	-------	--	--	-------	--	--	----------	--	--	----	----



Official Basketball Box Score -- Game Totals -- Final Statistics  
SMU vs Arkansas  
11/22/21 7:00 pm at Fayetteville, AR



## SMU 58 • 2-2,0-0 AAC

#	Player	Total		3-Ptr		Rebounds			PF	TP	A TO Blk Stl				Min
		FG-FGA	FT-FTA	FG-FGA	FT-FTA	Off	Def	Tot			A	TO	Blk	Stl	
12	Savannah Wilkinson	f	10-17	0-2	0-1	1	9	10	3	20	1	3	1	1	35
44	Danielle Sanderlin	f	0-3	0-0	0-0	1	5	6	2	0	0	0	0	1	14
05	Sydney Wiggins	g	4-8	3-4	0-0	1	2	3	5	11	2	5	0	0	26
10	Jasmine Smith	g	2-8	0-4	0-1	0	4	4	3	4	4	2	1	2	29
13	Reagan Bradley	g	1-4	0-2	2-2	1	3	4	4	4	3	3	0	0	35
00	Tamia Jones	g	0-0	0-0	0-0	1	0	1	0	0	0	0	0	0	0+
02	Keyanna Warthen	g	0-0	0-0	0-0	1	3	4	1	0	2	2	0	0	7
14	Paige Bayliss	g	1-3	0-1	5-6	1	4	5	2	7	0	0	1	0	16
24	JaQuia White	g	0-1	0-0	0-0	1	1	2	4	0	0	1	0	0	15
32	Kayla White	g	5-14	0-1	2-4	0	0	0	3	12	0	0	0	0	23
Team						1	0	1							
Totals			23-58	3-14	9-14	9	31	40	27	58	12	16	3	4	200
1st - FG %:		5-13	38.5%	2nd: 2-15	13.3%	3rd: 8-14	57.1%	4th: 8-16	50.0%	Game: 23-58	39.7%	Deadball			
3FG %:		0-2	0.0%	0-3	0.0%	2-3	66.7%	1-6	16.7%	3-14	21.4%	Rebounds			
FT %:		2-2	100.0%	0-8	87.5%	0-1	0.0%	0-3	0.0%	9-14	64.3%	Rebounds		1	

## Arkansas 65 • 4-1,0-0 SEC

#	Player	Total		3-Ptr		Rebounds			PF	TP	A TO Blk Stl				Min
		FG-FGA	FT-FTA	FG-FGA	FT-FTA	Off	Def	Tot			A	TO	Blk	Stl	
04	Erynn Barnum	f	8-16	1-3	1-4	4	5	9	1	18	0	2	0	0	30
11	Rylee Langerman	g	0-0	0-0	0-0	0	4	4	3	0	0	1	0	0	24
13	Sasha Goforth	g	3-12	0-1	2-10	5	3	8	1	8	2	1	1	2	33
23	Amber Ramirez	g	4-12	2-8	1-2	0	2	2	3	11	2	0	0	1	30
43	Makayla Daniels	g	6-10	0-3	4-5	0	7	7	4	16	2	0	0	1	23
01	Marquesha Davis	g	0-0	0-0	1-2	0	0	0	1	1	0	0	0	0	3
02	Samara Spencer	g	2-6	1-2	1-2	1	2	3	1	6	2	1	0	3	28
03	Elaina Eaton	g	0-1	0-1	0-0	0	0	0	1	0	0	0	0	0	12
24	Jersey Wolfenbarger	g	1-3	0-0	0-0	1	0	1	1	2	0	2	0	1	6
55	Emrie Ellis	g	1-4	0-2	1-2	0	1	1	2	3	1	1	0	0	11
Team						2	3	5							
Totals			25-64	4-20	11-27	13	27	40	18	65	9	8	1	8	200
1st - FG %:		8-21	38.1%	2nd: 4-13	30.8%	3rd: 6-18	33.3%	4th: 7-12	58.3%	Game: 25-64	39.1%	Deadball			
3FG %:		1-6	16.7%	1-5	20.0%	0-5	0.0%	2-4	50.0%	11-27	40.7%	Rebounds			
FT %:		0-0	0.0%	4-12	33.3%	4-5	80.0%	3-10	30.0%	11-27	40.7%	Rebounds		11,3	

Officials: Angel Kent, Brian Garland, Roy Gulbeyan

Technical fouls: SMU-None, Arkansas-None.

Attendance: 3060

2021-22 Women's Basketball. Round: 0. Arkansas vs SMU. Played at Bud Walton Ar

Score by periods	1st	2nd	3rd	4th	Total
SMU	12	11	18	17	58
Arkansas	17	13	16	19	65



Official Basketball Box Score -- Game Totals -- Final Statistics  
Belmont vs Arkansas  
11/28/21 7:00 pm at Fayetteville, AR



## Belmont 63 • 3-3,0-0 OVC

#	Player	Total		3-Ptr		Rebounds			PF	TP	A TO Blk Stl				Min
		FG-FGA	FT-FTA	FG-FGA	FT-FTA	Off	Def	Tot			A	TO	Blk	Stl	
03	Madison Bartley	f	3-6	1-1	0-0	1	3	4	4	7	0	2	2	0	14
20	Conley Chinn	f	3-6	2-4	0-0	0	3	3	2	8	1	3	1	1	25
00	Tuti Jones	g	2-11	1-5	0-0	0	1	1	0	5	3	1	0	1	32
11	Destinee Wells	g	9-15	1-4	1-2	0	5	5	2	20	3	2	0	2	30
14	Jamilyn Kinney	g	1-5	1-4	0-0	0	5	5	2	3	2	3	0	0	27
12	Kilynn McGuff	g	1-1	0-0	4-4	0	2	2	2	6	1	3	1	0	17
21	Blair Schoenwald	g	0-2	0-0	0-0	0	1	1	0	0	0	0	0	0	7
22	Tessa Miller	g	2-2	0-0	2-4	3	3	6	1	6	0	2	0	0	19
23	Nikki Baird	g	2-4	2-4	0-0	0	2	2	0	6	0	1	1	0	12
24	Kiki Britzmann	g	0-0	0-0	0-0	0	0	0	0	0	0	1	0	0	9
34	Cam Browning	g	1-3	0-0	0-0	1	0	1	0	2	0	1	0	0	8
Team						1	1	2							
Totals			24-55	8-22	7-10	6	26	32	13	63	10	19	5	4	200
1st - FG %:		7-10	70.0%	2nd: 3-14	21.4%	3rd: 7-17	41.2%	4th: 7-14	50.0%	Game: 24-55	43.6%	Deadball			
3FG %:		4-7	57.1%	0-5	0.0%	3-7	42.9%	1-3	33.3%	8-22	36.4%	Rebounds			
FT %:		2-4	50.0%	2-2	100.0%	0-0	0.0%	3-4	75.0%	7-10	70.0%	Rebounds		2	

## Arkansas 63 • 6-1,0-0 SEC

#	Player	Total		3-Ptr		Rebounds			PF	TP	A TO Blk Stl				Min
		FG-FGA	FT-FTA	FG-FGA	FT-FTA	Off	Def	Tot			A	TO	Blk	Stl	
04	Erynn Barnum	f	5-9	0-0	5-5	2	5	7	1	15	1	1	0	4	20
02	Samara Spencer	g	5-10	3-5	0-0	0	1	1	1	13	3	1	0	1	24
13	Sasha Goforth	g	4-5	1-2	1-2	0	2	2	0	10	1	1	2	0	20
23	Amber Ramirez	g	2-4	1-1	2-2	0	3	3	1	7	3	2	0	1	26
43	Makayla Daniels	g	1-5	0-2	1-2	1	2	3	2	3	5	1	0	3	25
01	Marquesha Davis	g	1-5	0-1	0-0	0	3	3	2	2	0	1	0	0	13
03	Elaina Eaton	g	1-3	1-2	3-3	0	2	2	0	6	0	0	0	0	14
11	Rylee Langerman	g	3-3	2-2	0-0	1	1	2	1	8	0	2	0	0	13
15	Ashlyn Sage	g	0-1	0-1	0-0	0	0	0	0	0	0	0	0	0	4
22	Avery Hughes	g	0-0	0-0	0-0	0	0	0	1	0	0	0	0	0	3
24	Jersey Wolfenbarger	g	3-7	1-2	3-4	1	3	4	0	10	3	0	0	1	17
25	Destinee Oberg	g	1-2	0-0	0-0	0	0	0	0	2	0	0	1	0	4
55	Emrie Ellis	g	3-7	1-3	0-0	0	1	1	1	7	1	1	2	0	17
Team						1	2	3							
Totals			29-61	10-21	15-18	6	25	31	10	83	17	10	5	10	200
1st - FG %:		10-16	62.5%	2nd: 8-15	53.3%	3rd: 8-18	44.4%	4th: 3-12	25.0%	Game: 29-61	47.5%	Deadball			
3FG %:		4-6	66.7%	4-7	57.1%	2-6	33.3%	0-2	0.0%	10-21	47.6%	Rebounds			
FT %:		5-5	100.0%	2-4	50.0%	3-4	75.0%	5-5	100.0%	15-18	83.3%	Rebounds		3,1	

Officials: Jody Cantrell, Brian Hall, Pulani Spurlock-Welsh

Technical fouls: Belmont-None, Arkansas-None.

Attendance: 2834

2021-22 Women's Basketball. Round: 0. Arkansas vs Belmont. Played at Bud Walton

Score by periods	1st	2nd	3rd	4th	Total
Belmont	20	8	17	18	63
Arkansas	29	22	21	11	83



Official Basketball Box Score -- Game Totals -- Final Statistics  
Sam Houston vs Arkansas  
11/27/21 2:00 pm at Fayetteville, AR



## Sam Houston 66 • 3-3,0-0 WAC

		Total		3-Ptr	Rebounds											
#	Player	FG-FGA	FG-FGA	FT-FTA	Off	Def	Tot	PF	TP	A	TO	Blk	Stl	Min		
11	Courtney Cleveland	f	8-18	1-1	5-7	1	2	3	2	22	0	5	0	1	34	
21	Madelyn Batista	f	3-5	0-0	0-0	1	9	10	5	6	0	0	0	0	20	
10	Faith Cook	g	2-7	0-3	1-2	1	2	3	3	5	2	5	0	2	26	
12	Damaya Telemaque	g	9-11	3-3	0-0	0	4	4	3	21	0	3	0	0	26	
13	Kaylee Jefferson	g	1-6	0-3	0-0	3	2	5	3	2	4	5	0	1	34	
00	Sydney Kemp		0-1	0-1	0-0	0	1	1	3	0	2	0	0	0	8	
02	Kylie Scott		0-1	0-0	0-0	0	0	0	1	0	1	0	0	0	4	
05	Shuntorri Rodgers		0-2	0-0	0-0	1	1	0	0	0	1	1	0	0	5	
14	Ranee Smith		0-1	0-0	0-0	0	3	3	1	0	0	3	0	0	4	
15	Devyn Wilson		0-1	0-0	0-0	0	0	0	0	0	0	0	0	0	2	
22	Braylyn Dollar		1-4	0-0	0-0	1	1	2	4	2	0	0	0	0	6	
24	LeAndrea Echi		1-1	0-0	0-0	0	0	0	0	2	0	1	1	0	23	
30	Deondra Young		3-4	0-0	0-0	0	1	1	1	6	0	0	1	0	8	
Team						2	0	2								
Totals			28-62	4-11	6-9	10	25	35	26	66	10	28	2	4	200	
1st- FG% 11-14 78.6% 2nd- 7-20 35.0% 3rd- 2-17 11.8% 4th- 8-11 72.7% Game: 28-62 45.2% Deadball																
3FG % 2-3 66.7% 5-10 50.0% 6-10 60.0% 0-0 0.0% 4-11 36.4% Rebounds																
FT % 1-2 50.0% 4-6 66.7% 0-0 0.0% 5-6 83.3%																





Official Basketball Box Score -- Game Totals -- Final Statistics  
California vs Arkansas  
12/05/21 1:00 pm at Fayetteville, AR



California 67 • 6-2,0-0 Pac-12

#	Player		Total		3-Ptr	Rebounds			PF	TP	A TO Blk Stl					Min
			FG-FGA	FG-FGA		FT-FTA	Off	Def								
12	Jadyn Bush	f	2-5	0-0	0-0	1 1 2	4	4	0	1	0 0 0	21				
24	Evelien Lutje Schiph	f	1-3	0-0	0-0	3 5 8	3	2	0	1	0 0 0	23				
01	Leilani McIntosh	g	2-3	0-0	2-2	1 3 4	4	6	4	1	0 0 0	31				
22	Cailyn Crocker	g	5-12	1-5	1-2	2 1 3	2	12	5	2	0 1 31					
30	Jayda Curry	g	7-18	3-9	1-2	0 1 1	3	18	3	4	0 2 37					
00	Ugonne Onyiah		0-2	0-0	2-2	2 1 3	4	2	0	1	2 0 11					
03	Dalayah Daniels		2-4	0-0	1-1	0 1 1	4	5	1	2	4 1 11					
10	Jazlen Green		5-12	3-9	3-3	1 0 1	1	16	0	2	0 2 28					
14	Alma Elsnitz		0-0	0-0	0-0	0 0 0	0	0	0	0	0 0 1					
21	Mia Mastrov		1-2	0-1	0-0	0 0 0	1	2	0	0	0 0 5					
31	Ornela Muca		0-0	0-0	0-0	0 0 0	0	0	0	0	0 0 1					
Team						1 5 6										
Totals			25-61	7-24	10-12	11 18 29	26	67	13	14	6 6	200				
1st - FG %:			7-18	38.9%	2nd: 4-14	28.6%	3rd: 8-13	61.5%	4th: 6-16	37.5%	Game: 25-61	41.0%	Deadball			
3FG %:			2-6	33.3%	1-5	20.0%	3-5	60.0%	1-8	12.5%	7-24	29.2%	Rebounds			
FT %:			2-2	100.0%	6-7	85.7%	1-1	100.0%	1-2	50.0%	10-12	83.3%	1,1			

Arkansas 84 • 7-2,0-0 SEC

#	Player		Total		3-Ptr	Rebounds			PF	TP	A TO Blk Stl					Min
			FG-FGA	FG-FGA		FT-FTA	Off	Def								
04	Erynn Barnum	f	1-4	0-0	7-9	2 2 4	1	9	4	2	0 0 21					
02	Samara Spencer	g	4-8	1-2	0-0	1 1 2	2	9	2	2	0 0 26					
13	Sasha Goforth	g	6-15	1-4	6-7	1 3 4	1	19	0	2	2 3 38					
23	Amber Ramirez	g	0-5	0-1	6-6	1 10 11	0	6	3	1	0 1 33					
43	Makayla Daniels	g	11-15	4-6	6-6	1 2 3	2	32	0	3	0 1 32					
03	Elaua Eaton		0-2	0-2	2-2	0 1 1	2	2	0	0	0 0 12					
11	Rylee Langerman		1-1	1-1	0-0	2 1 3	2	3	0	1	0 1 15					
15	Ashlyn Sage		0-0	0-0	0-0	0 0 0	0	0	0	0	0 0 2					
22	Avery Hughes		0-0	0-0	0-0	0 0 0	0	0	0	0	0 0 2					
24	Jersey Wolfenbarger		1-3	0-0	0-0	0 1 1	5	2	0	2	0 0 12					
25	Destinee Oberg		0-0	0-0	0-0	0 0 0	0	0	0	0	0 0 2					
55	Emrie Ellis		0-1	0-1	2-2	0 0 0	2	2	0	1	0 0 5					
Team						4 3 7					1					
Totals			24-54	7-17	29-32	12 24 36	17	84	9	15	2 6	200				
1st - FG %:			6-13	46.2%	2nd: 6-13	46.2%	3rd: 7-17	41.2%	4th: 5-11	45.5%	Game: 24-54	44.4%	Deadball			
3FG %:			1-4	25.0%	2-5	40.0%	4-6	66.7%	0-2	0.0%	7-17	41.2%	Rebounds			
FT %:			2-2	100.0%	11-12	91.7%	7-9	77.8%	9-9	100.0%	29-32	90.6%	2,2			

Officials: Salf Esho,Carla Fountain,Eric Brewton

Technical fouls: California-Jadyn Bush; Jazlen Green; TEAM. Arkansas-None.

Attendance: 3100

2021-22 Women's Basketball. Round: 0. Arkansas vs California. Played at Bud Wa

Score by periods	1st	2nd	3rd	4th	Total
California	18	15	20	14	67
Arkansas	15	25	25	19	84



Official Basketball Box Score -- Game Totals -- Final Statistics  
Little Rock vs Arkansas  
12/12/21 4:00 pm at Fayetteville, AR



Little Rock 39 • 5-5,0-0 Sun Belt

#	Player		Total		3-Ptr	Rebounds			PF	TP	A TO Blk Stl					Min
			FG-FGA	FG-FGA		FT-FTA	Off	Def								
02	Sali Kourouma	f	2-16	1-6	3-3	0 5 5	5	8	0	8	1 2 32					
13	Daniel Johnson	f	3-6	0-0	0-0	0 3 3	3	6	0	0	0 0 24					
04	Angelique Francis	f	2-3	0-0	2-3	6 3 9	3	6	0	1	0 1 36					
00	Raziya Potter	g	3-13	0-3	2-4	1 0 1	4	8	0	1	0 0 15					
04	Amari Conn	g	0-6	0-3	0-0	1 1 2	1	0	2	4	1 0 38					
01	Hailey Hohenecker		0-0	0-0	0-0	0 0 0	0	0	0	0	0 0 1					
10	Krystan Vornes		1-6	0-1	0-0	0 0 0	1	2	0	0	0 0 12					
11	Mekayla Holley		0-1	0-1	0-0	0 0 0	0	0	0	0	0 0 2					
14	Azaria Robinson		0-1	0-0	0-0	0 2 2	0	0	0	0	0 0 9					
22	Mikayla Eddins		1-1	0-0	0-0	0 1 1	0	2	0	0	0 0 1					
24	Mayra Caicedo		3-4	1-2	0-0	2 2 4	3	7	1	3	0 0 30					
Team						3 2 5										
Totals			15-57	2-16	7-10	13 19 32	20	39	3	17	2 4	200				
1st - FG %:			5-17	29.4%	2nd: 2-11	18.2%	3rd: 4-11	36.4%	4th: 4-18	22.2%	Game: 15-57	26.3%	Deadball			
3FG %:			0-3	0.0%	1-3	33.3%	0-2	0.0%	1-8	12.5%	2-16	12.5%	Rebounds			
FT %:			3-4	75.0%	0-0	0.0%	4-4	100.0%	0-2	0.0%	7-10	70.0%	2,2			

Arkansas 73 • 9-2,0-0 SEC

#	Player		Total		3-Ptr	Rebounds			PF	TP	A TO Blk Stl					Min
			FG-FGA	FG-FGA		FT-FTA	Off	Def								
02	Samara Spencer	g	2-7	0-1	0-0	1 0 1	4	4	3	3	0 0 24					
13	Sasha Goforth	g	4-7	2-3	4-6	3 5 8	0	14	1	1	1 0 20					
23	Amber Ramirez	g	5-10	4-8	0-0	0 6 6	2	14	0	1	0 3 31					
24	Jersey Wolfenbarger	g	1-4	0-0	2-6	1 4 5	2	4	2	2	2 0 27					
43	Makayla Daniels	g	2-6	0-3	3-3	0 2 2	2	7	5	1	0 0 24					
03	Elaua Eaton		4-7	3-5	0-0	0 2 2	0	11	0	1	0 1 23					
11	Rylee Langerman		1-4	1-2	3-4	0 3 3	3	6	1	3	1 1 23					
15	Ashlyn Sage		1-4	1-2	0-0	2 1 3	0	3	0	0	0 0 7					
22	Avery Hughes		0-0	0-0	0-0	0 0 0	0	0	0	0	0 0 4					
25	Destinee Oberg		4-8	0-0	2-2	6 4 10	1	10	3	1	0 0 17					
Team						2 2 4										
Totals			24-57	11-24	14-21	15 29 44	14	73	15	13	4 5	200				
1st - FG %:			2-12	16.7%	2nd: 5-14	35.7%	3rd: 10-13	76.9%	4th: 7-18	38.9%	Game: 24-57	42.1%	Deadball			
3FG %:			2-8	25.0%	2-7	28.6%	5-6	83.3%	2-3	66.7%	11-24	45.8%	Rebounds			
FT %:			6-6	100.0%	2-4	50.0%	3-7	42.9%	3-4	75.0%	14-21	66.7%	4,1			

Officials: Joseph Vaszily,Dawn Marsh,Bryan Enterline

Technical fouls: Little Rock-None. Arkansas-None.

Attendance: 3451

2021-22 Women's Basketball. Round: 0. Arkansas vs Little Rock. Played at Bud W

Score by periods	1st	2nd	3rd	4th	Total
Little Rock	13	5	12	9	39
Arkansas	12	14	28	19	73



Official Basketball Box Score -- Game Totals -- Final Statistics  
Jackson St. vs Arkansas  
12/09/21 7:00 pm at Fayetteville, AR



Jackson St. 62 • 1-4,0-0 SWAC

#	Player		Total		3-Ptr	Rebounds			PF	TP	A TO Blk Stl				Min
			FG-FGA	FG-FGA		FT-FTA	Off	Def			Tot				
02	Miya Crump	f	2-6	0-2	3-4	2	3	5	4	7	1	1	0	1	22
23	Ja'Leah Hickmon	f	0-0	0-0	0-0	0	0	0	2	0	0	0	0	1	4
04	Ameshya Williams	c	8-18	0-0	2-6	6	15	21	3	18	1	4	7	0	31
10	Keshuna Luckett	g	2-5	0-1	1-3	0	2	2	2	5	3	3	1	1	28
24	Dayzsha Rogan	g	4-15	1-5	4-4	1	3	4	4	13	3	6	0	4	38
00	Daja Woodard		3-6	0-0	0-0	1	7	8	0	6	0	1	0	0	21
01	Ti'lan Boler		2-4	0-0	0-0	4	0	4	1	4	0	2	0	0	24
12	Jariyah Covington		4-10	0-0	1-2	0	1	1	4	9	2	1	0	1	23
06	Areyanna Hunter		0-0	0-0	0-0	0	0	0	0	0	0	0	0	0	1
21	LaMiracle Sims		0-0	0-0	0-0	0	0	0	0	0	0	0	0	0	8
Team						2	3	5							
Totals			25-64	1-8	11-19	16	34	50	20	62	10	18	8	8	200
1st - FG %:			7-13	53.8%	2nd: 4-20	20.0%	3rd: 10-18	55.6%	4th: 4-13	30.8%	Game: 25-64		39.1%	Deadball	
3FG %:			0-2	0.0%	0-4	0.0%	1-3	33.3%	4-2	0.0%	1-8		12.5%	Rebounds	
FT %:			5-7	71.4%	1-4	25.0%	1-1	100.0%	0-7	57.1%	11-19		57.9%	4.1	