

# ARKANSAS RAZORBACKS

MBB SID: Mike Cawood  
EMAIL: [tmcaewood@uark.edu](mailto:tmcaewood@uark.edu)  
CELL: 479-236-2090

## GAME 8: LITTLE ROCK TROJANS AT ARKANSAS RAZORBACKS

DEC. 4, 2021 • SATURDAY • 3:00 PM • FAYETTEVILLE, ARK. • BUD WALTON ARENA (19,200)/NOLAN RICHARDSON COURT



@RazorbackMBB  
@EricPMusselman

@RazorbackMBB  
@ericpmusselman

/RazorbackMBB

[www.ArkansasRazorbacks.com](http://www.ArkansasRazorbacks.com)

### 2021-22 SCHEDULE / RESULTS

| Date  | Day       | ARK RANK<br>AP/COACH | OPPONENT<br>Rank AP/Coach                     | Television  | Time (CT)/<br>Result |
|---|-----------|----------------------|---|-------------|----------------------|
| Nov. 9  | Tues      | #16/15               | MERCER  | SECN+       | W 74 61              |
| Fayetteville, Ark.  |           |                      | Bud Walton Arena • Nolan Richardson Court     |             |                      |
| Nov. 13   | Sat       | #16/15               | GARDNER-WEBB                                  | SECN+       | W 86 69              |
| Fayetteville, Ark.  |           |                      | Bud Walton Arena • Nolan Richardson Court     |             |                      |
| Nov. 17   | Wed       | #16/15               | NORTHERN IOWA                                 | SECN+       | W 93 80              |
| Fayetteville, Ark.  |           |                      | Bud Walton Arena • Nolan Richardson Court     |             |                      |
| Nov. 22   | Mon       | #13/12               | vs. Kansas State +                            | ESPNEWS     | W 72 64              |
| Kansas City, Mo.  |           |                      | T-Mobile Center                               |             |                      |
| Nov. 23   | Tues      | #13/12               | vs. Cincinnati +                              | ESPN2       | W 73 67              |
| Kansas City, Mo.  |           |                      | T-Mobile Center                               |             |                      |
| Nov. 28   | Sun       | #13/12               | Penn  | SEC Network | W 76 60              |
| Fayetteville, Ark.  |           |                      | Bud Walton Arena • Nolan Richardson Court     |             |                      |
| Dec. 1  | Wed       | #10/9                | CENTRAL ARKANSAS                              | SECN+       | W 97 60              |
| Fayetteville, Ark.  |           |                      | Bud Walton Arena • Nolan Richardson Court     |             |                      |
| Dec. 4  | Sat       |                      | LITTLE ROCK                                   | SEC Network | 3:00 pm              |
| Fayetteville, Ark.  |           |                      | Bud Walton Arena • Nolan Richardson Court     |             |                      |
| Dec. 7  | Tues      |                      | CHARLOTTE                                     | SEC Network | 8:00 pm              |
| Fayetteville, Ark.  |           |                      | Bud Walton Arena • Nolan Richardson Court     |             |                      |
| Dec. 11   | Sat       |                      | vs. Oklahoma                                  | ESPN2       | 12:30 pm             |
| Tulsa, Okla.  |           |                      | BOK Center                                    |             |                      |
| Dec. 18   | Sat       |                      | vs. HOFSTRA                                   | --          | 7:00 pm              |
| North Little Rock, Ark.   |           |                      | Simmons Bank Arena                            |             |                      |
| Dec. 21   | Tues      |                      | ELON  | SEC Network | 6:00 pm              |
| Fayetteville, Ark.  |           |                      | Bud Walton Arena • Nolan Richardson Court     |             |                      |
| Dec. 29   | Wed       |                      | at Mississippi State *                        | SEC Network | 8:00 pm              |
| Starkville, Miss.   |           |                      | Humphrey Coliseum                             |             |                      |
| Jan. 4  | Tues      |                      | VANDERBILT *                                  | SEC Network | 7:30 pm              |
| Fayetteville, Ark.  |           |                      | Bud Walton Arena • Nolan Richardson Court     |             |                      |
| Jan. 8  | Sat       |                      | at Texas A&M *                                | SEC Network | Noon                 |
| Bryan-College Station, Texas  |           |                      | Reed Arena                                    |             |                      |
| Jan. 12   | Wed       |                      | MISSOURI *                                    | SEC Network | 8:00 pm              |
| Fayetteville, Ark.  |           |                      | Bud Walton Arena • Nolan Richardson Court     |             |                      |
| Jan. 15   | Sat       |                      | at LSU *                                      | ESPN        | 1:00 pm              |
| Baton Rouge, La.  |           |                      | Pete Maravich Assembly Center                 |             |                      |
| Jan. 18   | Tues      |                      | SOUTH CAROLINA *                              | SEC Network | 6:00 pm              |
| Fayetteville, Ark.  |           |                      | Bud Walton Arena • Nolan Richardson Court     |             |                      |
| Jan. 22   | Sat       |                      | TEXAS A&M *                                   | SEC Network | 7:30 pm              |
| Fayetteville, Ark.  |           |                      | Bud Walton Arena • Nolan Richardson Court     |             |                      |
| Jan. 26   | Wed       |                      | at Ole Miss *                                 | SEC Network | 6:00 pm              |
| Oxford, Miss.   |           |                      | Sandy and John Black Pavilion at Ole Miss     |             |                      |
| Jan. 29   | Sat       |                      | WEST VIRGINIA %                               | ESPN/2      | 1:00 pm              |
| Fayetteville, Ark.  |           |                      | Bud Walton Arena • Nolan Richardson Court     |             |                      |
| Feb. 2  | Wed       |                      | at Georgia *                                  | ESPN2/U     | 6:00 pm              |
| Athens, Ga.   |           |                      | Stegeman Coliseum                             |             |                      |
| Feb. 5  | Sat       |                      | MISSISSIPPI STATE *                           | SEC Network | 7:30 pm              |
| Fayetteville, Ark.  |           |                      | Bud Walton Arena • Nolan Richardson Court     |             |                      |
| Feb. 8  | Tues      |                      | AUBURN *                                      | ESPN/2      | 6:00 pm              |
| Fayetteville, Ark.  |           |                      | Bud Walton Arena • Nolan Richardson Court     |             |                      |
| Feb. 12   | Sat       |                      | at Alabama *                                  | ESPN/2      | 11:00 am             |
| Tuscaloosa, Ala.  |           |                      | Coleman Coliseum                              |             |                      |
| Feb. 15   | Tues      |                      | at Missouri *                                 | SEC Network | 8:00 pm              |
| Columbia, Mo.   |           |                      | Mizzou Arena                                  |             |                      |
| Feb. 19   | Sat       |                      | TENNESSEE *                                   | ESPN/2      | TBA                  |
| Fayetteville, Ark.  |           |                      | Bud Walton Arena • Nolan Richardson Court     |             |                      |
| Feb. 22   | Tues      |                      | at Florida *                                  | ESPN/2      | 6:00 pm              |
| Gainesville, Fla.   |           |                      | Exactech Arena at Stephen C. O'Connell Center |             |                      |
| Feb. 26   | Sat       |                      | KENTUCKY *                                    | CBS         | 1:00 pm              |
| Fayetteville, Ark.  |           |                      | Bud Walton Arena • Nolan Richardson Court     |             |                      |
| Mar. 2  | Wed       |                      | LSU *   | ESPN2/U     | 8:00 pm              |
| Fayetteville, Ark.  |           |                      | Bud Walton Arena • Nolan Richardson Court     |             |                      |
| Mar. 5  | Sat       |                      | at Tennessee *                                | ESPN/2      | TBA                  |
| Knoxville, Tenn.  |           |                      | Thompson-Boling Arena                         |             |                      |
| Mar. 9-13   | Wed-Sun   |                      | SEC Tournament ^                              |             |                      |
| Jampal, Fla.  |           |                      | Amalie Arena                                  |             |                      |
| Mar. 17-20  | Thurs-Sun |                      | NCAA 1st and 2nd Rounds \$                    |             |                      |
| Portland • Buffalo • Indianapolis • Fort Worth • Milwaukee • Greenville (S.C.) • Pittsburgh • San Diego |           |                      |   |             |                      |
| Mar. 24-27  | Thurs-Sun |                      | NCAA Regional Rounds \$                       |             |                      |
| San Francisco • San Antonio • Philadelphia • Chicago  |           |                      |   |             |                      |
| Apr. 2-4  | Sat-Mon   |                      | NCAA Final Four \$                            |             |                      |
| New Orleans, La. (Mercedes-Benz Superdome)  |           |                      |   |             |                      |

\* - Southeastern Conference game  
% - SEC/Big 12 Challenge  
\$ = NCAA Championship  
+ - Hall of Fame Classic  
^ - SEC Tournament



### #9/10 ARKANSAS RAZORBACKS

OVERALL SEC 7-0 0-0

Eric Musselman (San Diego '87)  
at UA: 52-19 (3rd)

Collegiate: 162-53 (6th)



### LITTLE ROCK TROJANS

OVERALL SUN Belt 4-4 0-0

Darrell Walker (Arkansas '12)  
at UALR: 46-50 (4th)

Career: 91-68 (6th)

### - GAME COVERAGE -

TELEVISION: SEC NETWORK

Mike Morgan (PxP) || Jon Sunvold (Analyst)

RADIO: LEARFIELD RAZORBACK SPORTS NETWORK

Chuck Barrett (PxP) || Matt Zimmerman (Analyst)

SATELLITE RADIO:

Sirius: 138 || XM: 191 || Online Channel: 962

ONLINE:

LIVE STATS: [www.Arkansas.StatBroadcast.com](http://www.Arkansas.StatBroadcast.com)

STREAMING VIDEO: WATCH ESPN

### Versus Little Rock

• This will be the first time Arkansas and Little Rock have ever met in a regular-season game. The two teams met in an exhibition on Oct. 20 2019 to commemorate the naming of Nolan Richardson Court. The Razorbacks won the game, 79-64

THE LAST TIME THEY MET • OCT 20, 2019 • ARK: 79 - UALR: 64

• The Razorbacks honored Hall of Fame coach Nolan Richardson with a 79-64 exhibition victory over Little Rock.

• Arkansas used a 19-3 run to start the game and a 21-6 run to start the second half to set the stage for the win. Isaiah Joe led all scorers with 25 points, making 8-of-17 from 3-point range. Jeantal Cylia added 13 points and six rebounds while Desi Sills scored 12 points. Point guard Jimmy Whitt Jr., had a team-best nine rebounds.

• Former Trojan and current Razorback Kamani Johnson recorded a double-double for Little Rock with 13 points and 11 rebounds.

### Welcome Back Darrell Walker

• Arkansas welcomes back Razorback great and current Little Rock head coach Darrell Walker.

^ Arkansas Sports Hall of Fame and UA Sports Hall of Honor member.

^ An All-American and 1st team All-Southwest Conference in 1983.

^ 1983 1st Rd pick (12th overall) by the New York Knicks. 1993 World Champion with the Chicago Bulls.

^ Scored 1,325 career points (currently #18 on UA all-time list) ... Set school record for career steals (230) but ranks 4th now.

^ Led SWC in scoring 18.2 ppg in '83 ... Led team in assists in '81 and '82.

### Razorbacks Return to Top 10

• Thanks to a 6-0 start and a championship at the Hall of Fame Classic last week, Arkansas returned to top 10 in both the USA Today/Ferris Mowers Coaches poll (#9) and the Associated Press poll (#10).

• Prior to Wednesday, the last time Arkansas hosted a game as the #10 team in the nation by Associated Press was Feb. 18, 1995, versus Ole Miss. The last time Arkansas hosted a game while in the AP top 10 was Mar. 3, 1995 vs Auburn (as #7).

### Hogs Are Undefeated

• (Thru Thurs - Dec. 2) Arkansas is 1 of just 14 teams in the NCAA that is undefeated and joins LSU as the only SEC teams that are undefeated.

### Give and Take .... and Keep

• Arkansas handed out 22 assists versus UCA.

^ 3rd time this season to have 20-plus assists (23 vs GWU and 21 vs UNI).

^ 3rd-best total by Razorbacks under Musselman (also had 26 2x).



^ Arkansas ranks 34th in the NCAA (3rd SEC) in assists per game (16.7) and 28th in the NCAA (2nd SEC) in assist-to-turnover ratio (1.48).


SERIES INFO:  
OVERALL ..... FIRST MEETING\*

\* - teams met in an exhibition in 2019

SERIES HISTORY:

10/20/19 W 79-64 (exhibition) H

|  |       | NCAA STAT<br>COMPARISON |      |  |  |
|---|-------|-------------------------|------|---|--|
| 81.6  | 44th  | Scoring Off.            | 72.8 | 174th   |  |
| 65.9  | 124th | Scoring Def.            | 69.9 | 209th   |  |
| +15.7   | 46th  | Scoring Margin          | +2.9 | 199th   |  |
| .462  | 103rd | FG%                     | .442 | 187th   |  |
| .406  | 120th | FG% Def.                | .448 | 269th   |  |
| .288  | 304th | 3PT%                    | .299 | 283rd   |  |
| 6.0   | 277th | 3PT Made/Gm             | 5.5  | 312th   |  |
| .363  | 285th | 3PT% Def.               | .346 | 239th   |  |
| .685  | 213th | FT%                     | .725 | 109th   |  |
| +10.0   | 15th  | Reb. Margin             | +2.0 | 174th   |  |
| 16.7  | 34th  | Assists/Gm              | 15.0 | 88th  |  |
| 1.48  | 28th  | A/T0 Ratio              | 1.03 | 151st   |  |
| +5.0  | 29th  | T0 Margin               | +2.6 | 93rd  |  |
| 3.9   | 112th | Blocks/Gm               | 2.6  | 249th   |  |
| 8.9   | 57th  | Steals/Gm               | 9.0  | 50th  |  |
| 14.7  | 67th  | Fouls/Gm                | 15.0 | 75th  |  |



"Players at ALL levels should watch extensive tape on Jaylin Williams: Makes as many NON SCORING big plays as anyone in college basketball."

-Jon Rothstein

- Leads team in Charges Taken (10)
- Leads team in Rebounds (9.0)
- Leads team in Assists (4.3)

BEST PASSING BIG MEN (6-9+, Avg. 4.0+)

| Player          | School     | HIT/Pos  | Avg. | (Tot/Gms) |
|-----------------|------------|----------|------|-----------|
| Kevin Marfo     | Quinnipiac | 6-9 / F  | 4.5  | (27/6)    |
| Jaylin Williams | ARK        | 6-10 / F | 4.3  | (30/7)    |
| Drew Peterson   | So. Cal    | 6-9 / G  | 4.1  | (27/7)    |
| Grant Golden    | Richmond   | 6-10 / F | 4.0  | (32/8)    |
| Max Fiedler     | Rice       | 6-11 / F | 4.0  | (32/8)    |

# THE RAZORBACKS

| No. | Name                 | Pos.                    | Yr. | Ht.    | Wt.  | Hometown | High School / Previous School | Span  | Reach   | Vertical | Vertical |       |
|-----|----------------------|-------------------------|-----|--------|------|----------|-------------------------------|---|---------|----------|----------|-------|
| 0   | Stanley Umude        | Uh-Moo-day              | G   | Gr.Sr. | 6-6  | 210      | San Antonio, Texas            | Warren HS / South Dakota                      | 6' 10"  | 8' 6"    | 35"      | 42"   |
| 1   | JD Notae             | No-Tay                  | G   | So.    | 6-2  | 190      | Covington, Ga.                | Newton HS / Jacksonville                      | 6' 6.5" | 8' 0"    | 33"      | 42"   |
| 2   | Khalen "KK" Robinson | Kay-lin                 | G   | So.    | 6-0  | 180      | Little Rock, Ark.             | Oak Hill (Va.) Academy                        | 6' 7"   | 8' 0"    | 31"      | 37"   |
| 3   | Trey Wade            |                         | F   | Gr.Sr. | 6-6  | 225      | Marietta, Ga.                 | South Cobb HS / Wichita State                 | 6' 11"  | 8' 7"    | 31.5"    | 38"   |
| 4   | Davonte "Devo" Davis |                         | G   | So.    | 6-4  | 185      | Jacksonville, Ark.            | Jacksonville HS                               | 6' 7"   | 8' 3"    | 30       | 35"   |
| 5   | Au'Diese Toney       | Awe-Deece               | G   | So.    | 6-6  | 205      | Huntsville, Ala.              | Trinity Christian (N.C.) Academy / Pittsburgh | 6' 8"   | 8' 5"    | 34.5"    | 40.5" |
| 10  | Jaylin Williams      |                         | F   | So.    | 6-10 | 240      | Fort Smith, Ark.              | Fort Smith Northside HS                       | 7' 1.5" | 9' 0"    | 26"      | 35"   |
| 11  | Chris Lykes          | "Likes"                 | G   | Gr.Sr. | 5-7  | 160      | Mitchellville, Md.            | Gonzaga College (D.C.) HS / Miami             | 5' 11"  | 7' 1"    | 34"      | 45"   |
| 13  | Chance Moore         |                         | G   | Fr.    | 6-5  | 190      | Brookhaven, Ga.               | McEachern HS                                  | 6' 9"   | 8' 8.5"  | 29"      | 37"   |
| 14  | Jaxson Robinson      |                         | G   | So.    | 6-6  | 190      | Ada, Okla.                    | Ada HS / Texas A&M                            | 7' 0"   | 8' 7"    | 30"      | 33.5" |
| 20  | Kamani Johnson       | Kuh-ma-Nee              | F   | R-Jr.  | 6-7  | 230      | Brooklyn, N.Y.                | Holy Spirit (Ga.) Prep School / Little Rock   | 6' 10"  | 8' 9"    | 29"      | 35"   |
| 21  | Cade Arbogast        | (ineligible / transfer) | G   | So.    | 6-3  | 170      | Concord, Calif.               | De La Salle HS / Lane (Ore.) CC               | 6' 3"   | 8' 0"    | 26"      | 31"   |
| 23  | Connor Vanover       |                         | F   | Jr.    | 7-3  | 225      | Little Rock, Ark.             | Findlay (Nev.) Prep / California              | 7' 5.5" | 9' 10"   | 21"      | 24.5" |
| 45  | Lawson Blake         |                         | F   | Fr.    | 6-10 | 225      | Fayetteville, Ark.            | Fayetteville HS / Link Year Prep (Mo.)        | 6' 6"   | 8' 7"    | 31.5"    | 38"   |

**\* - WILL BE GRANTED AN EXTRA YEAR OF ELIGIBILITY DUE TO NCAA COVID 19 in 2020-21**

Head Coach: Eric Musselman (San Diego, 1987)

Assistant Coach: Clay Moser (Wisconsin-La Crosse, 1987)

Assistant Coach: Gus Argenal (UC Davis, 2004) • pronounced Are-GIN-nall

Assistant Coach: Keith Smart (Indiana, 1995)

Director of Operations: Anthony Ruta (Arizona State, 2012) • pronounced ROO-tah

Director of Recruiting/Asst. Dir. of Operations: Michael Musselman (San Diego, 2018)

Head Athletic Trainer: Matt Townsend (Idaho, 2017)

Graduate Assistants: Caleb Cline (South Dakota, 2020) • Raheem Martin (Greensboro College, 2016) • Jake Alburtus (Western Michigan, 2020) • Markus Black (Florida A&M, 2010) • Sam Little (Texas, 2020) • Ty McHone (Charlotte, 2019) • Trey Smith (Findlay, 2020) • Camden Taylor (North Carolina A&T, 2019)

Director of Scouting and Analytics: Hays Myers (LSU, 2016)

Director of Player Development: Mike Ekanem (Texas Lutheran, 2005) • pronounced EE-con-EM

Director of Internal Operations: Riley Hall (Arkansas, 2016)

Recruiting Coordinator: Ronnie Brewer Jr. (Arkansas, 2015)

Asst. Director for Basketball Operations: Jon Blake (Arkansas, 2015)

Head Strength Coach: Dave Richardson (Louisiana-Monroe, 1989)



**0 • Stanley UMUDE**

South Dakota '21 • General Studies  
2nd Undergrad: Arts & Sciences



**1 • JD NOTAE**

Recreation and Sport Management



**2 • Khalen "KK" ROBINSON**

Recreation and Sport Management



**3 • Trey WADE**

Wichita State '21 • General Studies  
Master's in Adult & Lifelong Learning



**4 • Davonte "Devo" DAVIS**

Recreation and Sport Management



**5 • Au'Diese TONEY**

Communications



**10 • Jaylin WILLIAMS**

Recreation and Sport Management



**11 • Chris LYKES**

Miami '21 • Sport Admin/Marketing  
2nd Undergrad: Arts & Sciences



**13 • Chance MOORE**

Recreation and Sport Management



**14 • Jaxson ROBINSON**

Arts and Sciences



**20 • Kamani JOHNSON**

Communications



**21 • Cade ARBOGAST**

Communications



**23 • Connor VANOVER**

Communications



**45 • Lawson BLAKE**

Exercise Science



**Eric MUSSELMAN**  
Head Coach



**Clay MOSER**  
Assistant Coach



**Gus ARGENAL**  
Assistant Coach



**Keith SMART**  
Assistant Coach



**Anthony RUTA**  
Director of Basketball Operations



**Hays MYERS**

Director of Scouting & Analytics



**Michael MUSSELMAN**

Dir. of Recruiting/Asst. Dir. Ops



**Riley HALL**

Director of Internal Operations



**Mike EKANEM**

Dir. of Player Development



**Ronnie BREWER Jr.**

Recruiting Coordinator



**Jon BLAKE**

Ast. Dir. of Administration

## ABOUT ARKANSAS

Location.....Fayetteville, Ark.  
Enrollment .....27,559  
Founded.....1871  
Colors.....Cardinal (PMS 201) and White  
Nickname.....Razorbacks  
Conference.....Southeastern (SEC)  
System President.....Dr. Donald R. Bobbitt (Arkansas, 1980)  
Interim Chancellor ...Dr. Charles F. Robinson (Houston, 1987)  
Vice Chancellor / AD.....Hunter Yurachek (Guilford, 1990)  
Faculty Representative.....Gerald Jordan (Arkansas, 1970)  
Deputy AD/MBB Admin....Clayton Hamilton (Arkansas, 1994)  
Arena (Capacity).....Bud Walton Arena (19,200)

## HISTORY

First Year of Basketball.....1923-24  
Seasons.....99th  
Head Coaches.....13  
Overall Conference Championships.....24 (2 SEC, 22 SWC)  
NCAA Tournament Record / App.....45-33 (.577) / 34  
NIT Record / App.....6-5 / 4  
SEC Tournament Record .....29-28



- On defense, Arkansas came away with 16 steals.
- ^ That is the most by **ANY** Musselman-coached, collegiate team.
- ^ It was the most by Arkansas since getting 17 vs High Point 12/28/13.
- Arkansas only committed 12 turnovers.
- ^ The Hogs **lead the SEC in fewest turnovers per game** (11.3) and ranks **29th in the NCAA in turnover margin** (+5.0).

## Near Duplicate Game

- Arkansas has defeated UCA in back-to-back years. Strangely, some of the numbers behind the wins are nearly the same.
- ^ 2020: ARK led at halftime, 41-35      2021: ARK led at halftime, 41-35
- ^ 2020: Game tied 28-28 - 6:47 1st H      2021: UCA led by 1 (24-23) - 6:38 1st H
- ^ 2020: UCA made 9 3's (9-26)      2021: UCA made 9 3's (9-21)
- ^ 2020: ARK made 40-76 FG      2021: ARK made 40-73 FG
- ^ 2020: ARK had 26 assists      2021: ARK had 22 assists
- ^ 2020: ARK best run, 12-0      2021: ARK best run, 12-0

## Better at Defending the 3-Ball -- UCA Microcosm of Season

- After 1st 3 games, Arkansas ranked 341st in the NCAA in 3-pt FG% defense (.434) as teams were 43-of-99.
- The next 3 games, Arkansas dropped 80 spots "all the way" to 261st in the NCAA in defending 3-point line at a .355 rate for the season. The highlight was holding Kansas State (then #10 in the NCAA in 3PT%) to just 3-of-22 (13.6%).
- ^ The last three games, opponents are just 18-73 (.247) from 3-point range.

| GAMES 1-3     | 3PT (Pct.)           |  | GAMES 4-6     | 3PT (Pct.)          |
|---------------|----------------------|--|---------------|---------------------|
| Mercer        | 13-31 (.419)         |  | Kansas State  | 3-22 (.136)         |
| Gardner-Webb  | 13-31 (.419)         |  | Cincinnati    | 8-24 (.333)         |
| Northern Iowa | 17-37 (.459)         |  | Penn          | 7-27 (.259)         |
| <b>TOTALS</b> | <b>432-99 (.434)</b> |  | <b>TOTALS</b> | <b>18-73 (.247)</b> |

- **HOWEVER**, last time out versus Central Arkansas, the Razorbacks showed the bad and good in the first and second halves.
- UCA 1st Half: 7-of-10 (70%)      ||      UCA 2nd Half: 2-of-11 (18.2%)

## Struggles Shooting the 3, But....

- Arkansas ranks 304th (of 350) in NCAA in 3-point field goal percentage (28.8%)
- Arkansas has shot under 25% from 3-point range in each of the last four games, making just 13-of-78 for 16.7%.
- Ironically, **when Arkansas shoots 25% or worse for 3-point range under Coach Musselman, the Razorbacks are 11-5**, including one of the losses in overtime. In fact, Arkansas is 4-0 this year when shooting 25% or worse from deep.
- **HOW ARKANSAS COMPENSATES**
- ^ Arkansas has scored at least 28 points in the paint in all seven games including **48 vs Penn and 60 vs UCA**.
- ^ While shooting just 16.7% from 3-pt range over the last four games, **Arkansas is shooting 55.4% from inside the arc** over the span, including **63% vs Penn (29-46) and 65.5% vs UCA (36-55)**.

## Arkansas Has "Spartability"

- Arkansas head coach Eric Musselman says his team has spurtability.
- Versus **Mercer**, Arkansas was down one (54-53) with 9:41 to play before going on an **18-3 over an eight-minute span** to claim a 74-61 victory. The Razorbacks forced seven turnovers during the span and held Mercer to 1-of-7 shooting.
- The **Gardner-Webb** game was tied, 15-15, with seven minutes to play in the first half. GWU went on a 6-0 run before the Hogs answered with a **14-0 run**. Ultimately, Arkansas would **out-score the Runnin' Bulldogs 29-5 over a 6:41 span**, putting the Razorbacks up 18 (44-26) at the 19:44 mark of the second half.
- Against **Northern Iowa**, Arkansas was down three (75-72) with 4:25 left to play. Chris Lykes hit a 3-pointer to tie the game and ignited a **21-5 run over the final 4:10** to give Arkansas the 13-point win. Specifically, Arkansas was down one (79-78 with 3:13 left) before going on a **13-0 run** for a 90-78 cushion with 50 seconds left.

### HOWEVER...

- **Arkansas did not have a double-digit run in its next three games, producing a best run of 8-0 in the Hall of Fame Classic games and a 9-0 run versus Penn.**
- **K-STATE**: Arkansas' 8-0 run versus K-State came early in the first half with the game tied 2-2. **HOWEVER**, including that **8-0 run and 7-0 run**, Arkansas pushed its lead to 17 (28-11) **thanks to an overall 26-9 run over 10:29**.
- **CINCY**: Arkansas also only had an 8-0 run. **HOWEVER**, Down two (45-43 with 11:38 left), Arkansas used its **8-0 run to lead 51-45** with 10:15 left. Later, down four with 6:47 left, Arkansas had a **9-2 run to lead by 3** (63-60) with 3:53 left. Last, **down one (67-66 with 2:31 left), Arkansas scored the final 7 points of the game for a 73-67 win**.
- **PENN**: Arkansas and Penn each had runs of 9-0. **HOWEVER**, As part of that 9-0 run, Arkansas **turned a six-point lead into a 22-point lead thanks to a 22-6 run over 7:14**, spanning 3:04 in the first half to 15:50 of the second. **Also, during that 22-6 run, Arkansas held Penn without a field goal (one free throw) for 4:32 while having a 14-1 spurt**. And, when Penn got to within 10 (66-56) with 4:1 left, JD Notae went on a personal 8-0 run to put the Hogs up 18 (74-56) with 27 seconds left.

### RETURN TO FORM...

- Versus **Central Arkansas**, Arkansas was down one (24-23) with 6:38 left in the first half. JD Notae, Jaxson Robinson and Stanley Umude hit consecutive 3's **as part of an 11-0 run**. To start the second half, Arkansas **opened the frame with an 11-0 run** to lead by 17. The dagger came **midway through the second half with a 20-2 (including an 8-0 run and a 12-0 run)** to put the game out of reach.

## Notae Can Score ... Leads the SEC In Fact

- Over the last four games, JD Notae is just 5-of-27 (18.5%) from 3-point range.
- However, **he leads the SEC in scoring at 18.1 ppg** despite being the team's leading scorer just twice in the first seven games. **He is the only Razorback to score in double digits all seven games**.

### BIG GAMES

- **Scored 30 in the season opener versus Mercer**. Added a career-high seven steals.
- ^ It was his third career 30+ point game and his best effort as a Razorback.
- ^ He was the sixth Razorback to score at least 30 in a season opener.
- ^ It marked the 134th time in Arkansas history a player has scored at least 30 points and Notae was the 50th Razorback to accomplish the feat.
- **Scored a game-high 28 in the win over Penn**. Added nine rebounds and five assists.
- ^ Was 13-of-24 from the field
- ^ When Penn got to within 10 with 4:11 left, Notae went on a personal 8-0 run to put Arkansas up 18 with 27 seconds left.

## PRESEASON PRAISE

### Davonte Davis

- Preseason 2nd Tm All-SEC (Media)
- Preseason 2nd Tm All-SEC (Coaches)
- 1 of 20 Break-Out Players (Jon Rothstein - College Hoops Today)

### CHRIS LYKES

- 2022 Jersey Mike's Naismith Trophy Watch List
- #20 ranked returning player in college basketball (Andy Katz - March Madness)
- #51 on CBSSports.com Top 100 and 1 Best College Basketball Players entering 2021-22
- 1 of 30 Impact Transfers (Jon Rothstein - College Hoops Today)

### JD Notae

- Preseason 1st Tm All-SEC (Coaches)

### Jaylin Williams

- 1 of 20 Under-The Radar Break-Out Player (Jon Rothstein - College Hoops Today)
- 1 of 20 Glue Guys (Jon Rothstein - College Hoops Today)

## Razorback Transfers Bring Lots of Scoring

Arkansas has five transfers that are immediately eligible this year, one that had to sit-out last season and two that played last year, but had to sit out the 2019-20 season. Here is the breakdown

### 5 immediately eligible transfers 4,125 pts

|                   |                         |
|-------------------|-------------------------|
| ^ Stanley Umude   | 1,520 at South Dakota   |
| ^ Chris Lykes     | 1,256 at Miami          |
| ^ Au'Diese Toney  | 763 at Pitt             |
| ^ Trey Wade       | 556 at UTEP/Wichita St. |
| ^ Jaxson Robinson | 30 at Texas A&M         |

### 1 sit-out transfer 479 pts

|                  |                    |
|------------------|--------------------|
| ^ Kamani Johnson | 479 at Little Rock |
|------------------|--------------------|

### 2 previous sit-outs 1,138 pts

|                  |                     |
|------------------|---------------------|
| ^ JD Notae       | 929 at Jacksonville |
| ^ Connor Vanover | 209 at Cal          |

### Transfers Eligible for 2021-22 (D-I pts only)

| School          | No.      | Points       |
|-----------------|----------|--------------|
| <b>Arkansas</b> | <b>6</b> | <b>4,604</b> |
| Florida         | 4        | 3,882        |
| SMU             | 4        | 3,733        |
| Penn State      | 4        | 3,577        |
| Kentucky        | 4        | 3,538        |
| Georgia         | 5        | 3,354        |

### Total Transfers on Roster (pts at previous D-I only)

| School          | No.      | Points       |
|-----------------|----------|--------------|
| <b>Arkansas</b> | <b>8</b> | <b>5,742</b> |
| Florida         | 6        | 4,615        |
| Kentucky        | 5        | 4,175        |
| Penn State      | 5        | 4,728        |

## 2020-21 MISCELLANEOUS STATS

### DOUBLE-FIGURE SCORING GAMES

| Player      | 17-18 | 18-19 | 19-20 | 20-21 | 21-22 | Career |
|-------------|-------|-------|-------|-------|-------|--------|
| Davis       | NA    | NA    | NA    | 14    | 3     | 17     |
| Johnson     | NA    | 5     | 15    | RS    | -     | 20     |
| Lykes       | 16    | 27    | 21    | 2*    | 4     | 70     |
| Moore       | NA    | NA    | NA    | NA    | -     | -      |
| Notae       | 23    | 24    | RS    | 21    | 7     | 75     |
| J. Robinson | NA    | NA    | NA    | 0     | -     | 0      |
| K. Robinson | NA    | NA    | NA    | 1     | -     | 1      |
| Toney       | NA    | 9     | 14    | 12    | 6     | 41     |
| Umude       | 0     | 19    | 28    | 24    | 4     | 75     |
| Vanover     | NA    | 9     | RS    | 7     | 2     | 18     |
| Wade        | 9     | JC    | 9     | 3     | -     | 21     |
| Williams    | NA    | NA    | NA    | 1     | 1     | 2      |

### 20+ POINT SCORING GAMES

| Player  | 17-18 | 18-19 | 19-20 | 20-21 | 21-22 | Career |
|---------|-------|-------|-------|-------|-------|--------|
| Davis   | NA    | NA    | NA    | 1     | -     | 1      |
| Johnson | NA    | 0     | 3     | RS    | -     | 3      |
| Lykes   | 0     | 10    | 6     | 1*    | 1     | 18     |
| Notae   | 7     | 8     | RS    | 5     | 2     | 22     |
| Toney   | NA    | 1     | 2     | 3     | -     | 6      |
| Umude   | 0     | 8     | 9     | 14    | -     | 31     |
| Vanover | NA    | 1     | RS    | 1     | -     | 2      |
| Wade    | 1     | JC    | 1     | 1     | -     | 3      |

### 30+/40+ POINT SCORING GAMES

| Player  | 17-18 | 18-19 | 19-20 | 20-21 | 21-22 | Career |
|---------|-------|-------|-------|-------|-------|--------|
| Johnson | NA    | 0/0   | 2/0   | RS    | -/-   | 2 / 0  |
| Notae   | 1/0   | 1/1   | RS    | 0/0   | 1/0   | 3 / 1  |
| Umude   | 0/0   | 1/0   | 0/0   | 5/1   | -/-   | 6 / 1  |

### 3+ THREE-POINTERS IN A GAME

| Player   | 17-18 | 18-19 | 19-20 | 20-21 | 21-22 | Career |
|----------|-------|-------|-------|-------|-------|--------|
| Lykes    | 5     | 10    | 6     | 1*    | 1     | 23     |
| Notae    | 7     | 11    | RS    | 7     | 2     | 27     |
| Robinson | NA    | NA    | NA    | 1     | -     | 1      |
| Toney    | NA    | 0     | 1     | 1     | -     | 2      |
| Umude    | 0     | 1     | 2     | 5     | -     | 8      |
| Vanover  | NA    | 1     | RS    | 1     | -     | 2      |
| Wade     | 1     | JC    | 2     | 1     | -     | 4      |

### 5+ THREE-POINTERS IN A GAME

| Player  | 17-18 | 18-19 | 19-20 | 20-21 | 21-22 | Career |
|---------|-------|-------|-------|-------|-------|--------|
| Lykes   | 0     | 2     | 2     | 0*    | -     | 4      |
| Notae   | 2     | 4     | RS    | 0     | 1     | 7      |
| Umude   | 0     | 0     | 0     | 2     | -     | 2      |
| Vanover | NA    | 1     | RS    | 0     | -     | 1      |

### DOUBLE FIGURE REBOUNDING GAMES

| Player   | 17-18 | 18-19 | 19-20 | 20-21 | 21-22 | Career |
|----------|-------|-------|-------|-------|-------|--------|
| Johnson  | NA    | 1     | 6     | RS    | -     | 7      |
| Notae    | 2     | 3     | RS    | 0     | -     | 5      |
| Toney    | NA    | 1     | 1     | 2     | 1     | 5      |
| Umude    | 0     | 4     | 5     | 5     | -     | 14     |
| Vanover  | NA    | 0     | RS    | 2     | -     | 2      |
| Wade     | 1     | JC    | 3     | 1     | -     | 5      |
| Williams | NA    | NA    | NA    | 4     | 2     | 6      |

### DOUBLE FIGURE ASSISTS GAMES

| Player | 17-18 | 18-19 | 19-20 | 20-21 | 21-22 | Career |
|--------|-------|-------|-------|-------|-------|--------|
| Notae  | 0     | 1     | RS    | 0     | -     | 1      |

### DOUBLE-DOUBLES

| Player  | 17-18 | 18-19 | 19-20 | 20-21 | 21-22 | Career |
|---------|-------|-------|-------|-------|-------|--------|
| Johnson | NA    | 0     | 4     | RS    | -     | 4      |
| Notae   | 2     | 3     | RS    | 0     | -     | 5      |
| Toney   | NA    | 0     | 1     | 2     | 1     | 4      |
| Umude   | 0     | 3     | 5     | 5     | -     | 13     |
| Wade    | 1     | JC    | 2     | 0     | -     | 3      |

### TRIPLE-DOUBLES

| Player | 17-18 | 18-19 | 19-20 | 20-21 | 21-22 | Career |
|--------|-------|-------|-------|-------|-------|--------|
| Notae  | 0     | 1     | RS    | 0     | -     | 1      |

### 5+ ASSIST GAMES

| Player   | 17-18 | 18-19 | 19-20 | 20-21 | 21-22 | Career |
|----------|-------|-------|-------|-------|-------|--------|
| Davis    | NA    | NA    | NA    | 2     | 2     | 4      |
| Johnson  | NA    | 0     | 3     | RS    | -     | 3      |
| Lykes    | 6     | 6     | 3     | 2*    | 1     | 18     |
| Notae    | 2     | 9     | RS    | 3     | 4     | 18     |
| Toney    | NA    | 0     | 0     | 2     | -     | 2      |
| Umude    | 0     | 1     | 3     | 7     | -     | 11     |
| Wade     | 0     | JC    | 0     | 2     | -     | 2      |
| Williams | NA    | NA    | NA    | 0     | 4     | 4      |

### 3+ STEALS IN A GAME

| Player  | 17-18 | 18-19 | 19-20 | 20-21 | 21-22 | Career |
|---------|-------|-------|-------|-------|-------|--------|
| Davis   | NA    | NA    | NA    | 2     | 1     | 3      |
| Johnson | NA    | 1     | 0     | RS    | -     | 1      |
| Lykes   | 1     | 4     | 2     | 1*    | -     | 8      |
| Notae   | 11    | 8     | RS    | 6     | 3     | 28     |
| Toney   | NA    | 1     | 4     | 1     | -     | 6      |
| Umude   | 0     | 2     | 1     | 2     | -     | 5      |
| Vanover | NA    | 0     | RS    | 1     | -     | 1      |
| Wade    | 1     | JC    | 1     | 1     | -     | 3      |

### 3+ BLOCKS IN A GAME

| Player   | 17-18 | 18-19 | 19-20 | 20-21 | 21-22 | Career |
|----------|-------|-------|-------|-------|-------|--------|
| Notae    | 1     | 2     | RS    | 1     | -     | 4      |
| Umude    | 0     | 5     | 6     | 1     | -     | 12     |
| Vanover  | NA    | 5     | RS    | 8     | 1     | 14     |
| Wade     | 2     | JC    | 1     | 0     | -     | 3      |
| Williams | NA    | NA    | NA    | 1     | 1     | 2      |

• Versus Northern Iowa, JD Notae just missed his second career triple-double with 17 points, 9 assists and 8 rebounds. Oh, by the way, he only committed one turnover in 38:52 minutes played.

^ Notae is the first Razorback to get at least 17 points, 8 rebounds and 9 assists in a game since Courtney Fortson's triple-double (20-10-11) against North Carolina Central on 12/10/2008. (HogStats)

## Noting Notae Isn't Just a Scorer

• Notae has the ultimate green light on offense thanks to the credit and trust he has built doing other things well. For instance:

• **NOTAE RANKS 3RD IN THE NCAA (1ST IN THE SEC) IN STEALS (3.0),**

^ He had seven steals versus Mercer, which ranks 8th on the Arkansas single-game list.

^ Has at least two steals in the other six games.

• **NOTAE LEADS THE SEC IN MINUTES PER GAME (34:34)**

^ Has only committed 16 turnovers despite the ball being in his hands a lot.

^ He ranks second on the team and 11th in the SEC in assists (4.0 avg / 28 total).

^ Had nine assists vs Northern Iowa, including seven in the second half when he played primarily point guard.

^ Led the team with six assists vs UCA. **Has led the team in assists 3x compared to leading team in scoring just 2x.**

• **NOTAE RANKS 3RD ON THE TEAM IN REBOUNDING (4.6 AVG.)**

^ Last four games, averaging 5.8 boards: **8 vs UNI • 4 vs K-State • 4 vs Cincy • 9 vs Penn • 4 vs UCA.**

• **AND FOR GOOD MEASURE, NOTAE GETS IT DONE DEFENSIVELY.**

^ Coach Musselman says he is our best off-ball defender and joins Davonte Davis as our best on-ball defenders.

## Williams is Willing Passer ... Hits the Boards ... And Takes Charge

### PASSING

• Jaylin Williams has been Arkansas' top passer through seven games, posting career-highs in each of the first three games (five assists versus Mercer, five assists versus Garner-Webb and **seven assists versus Northern Iowa**). He also led the team with four assists in the win over Cincinnati and had a game-high six vs Penn.

• **WILLIAMS IS 1 OF 5 PLAYERS 6-9 OR TALLER IN THE NCAA TO AVERAGE AT LEAST 4.0 ASSISTS PER GAME**

^ **Williams ranks 9th in the SEC in assists per game (4.3).**

^ Williams ranks 7th in the SEC in assist-to-turnover ratio (2.14)

\* Williams was a good passer last year, especially late in the year, but his comparison tells is all.

**2020-21 21 assists 24 turnovers 26 games**

**2021-22 30 assists 14 turnovers 7 games**

### REBOUNDING

• Jaylin Williams has had at least six rebounds in all seven games.

^ Ranks 4th in the SEC in overall rebounds (9.0)

^ Ranks 2nd in the SEC (**25th NCAA**) in defensive rebounds (7.14)

^ **Coming off a career-high 13 rebounds vs UCA**, including 9 defensive (9 overall, 8 defensive in the first half)

^ Tallied a **then career-high 11 rebounds versus Cincinnati**

^ **Recorded nine boards versus Penn and tallied eight 3x (Mercer, Gardner-Webb and Kansas State).**

### TAKING CHARGES

• Jaylin William led the team by taking 16 charges last season and leads the team by taking 10 charges this season.

^ Williams took an impressive four charges versus Cincinnati, including one with nine seconds left to help seal the win.

^ Williams took three charges in the win versus Gardner-Webb.

## Au'Some

• Au'Diese Toney has been awesome, especially with his offensive rebounding prowess and ability to get to the free throw line.

• Those traits, and being the team's best cutter to the basket, has landed Toney second among the team's scoring leaders at 13.4 ppg.

^ Ranks 5th in the SEC in offensive rebounds (3.00)

^ Ranks 15th in the SEC in total rebounds (6.6)

^ Ranks 8th in the SEC in free throws made (24), 7th in free throws attempts (31) and 11th in free throw percentage (.774).

• Toney was named **Hall of Fame Classic MVP** as he led the team in both scoring (16.0 avg) and rebounding (9.0 avg).

^ Scored 13 vs K-State and 19 vs Cincinnati while grabbing nine rebounds in each game.

^ Was a combined 12-of-15 at the free throw line in Kansas City.

• His averages suffered after the UCA game as he only had two rebounds (both defensive) and played sparingly in the first half due to poor production (1-2 FG and zero rebounds). He "rebounded" in the second half to go 6-of-6 from the field.

## Second Half Surge

• Eric Musselman must give some great halftime speeches as the Razorbacks out-score their opponents by 6.2 points in the second half in his two-plus years at Arkansas.

• Notably this year, Arkansas scored 56 in the second half to defeat UCA, scored 53 second-half points to defeat UNI and 47 second-half points versus Cincinnati.

^ The only game Arkansas has been out-scored in the second half this season was a win vs Kansas State (40-30).

• **Under Musselman, Arkansas has scored at least 50 pts in a half 13 times, 10 of those in the second half.**

^ 2019-20 ARK 2nd HALF: 1,304 pts OPP 2nd Half: 1,173 pts DIFF: ARK +131 or 4.1 avg. (32 gms)

^ 2020-21 ARK 2nd HALF: 1,388 pts OPP 2nd Half: 1,150 pts DIFF: ARK +238 or 7.4 avg (32 gms)

^ 2021-22 ARK 2nd HALF: 315 pts OPP 2nd Half: 246 pts DIFF: ARK +69 or 9.9 avg (7 gms)

**TOTALS ARK 2nd HALF: 3,007 pts OPP 2nd Half: 2,569 pts DIFF: ARK +438 or 6.2 avg (71 gms)**

• By comparison in the first half under Musselman: ARK (2,485 pts) and OPP (2,281 pts) for a difference of ARK +204 (2.9 avg.)

• According to HogStats, Musselman's 5.8 second-half differential is the best second-half scoring margin among the last eight Razorback head coaches.

|                             |                  |            |
|-----------------------------|------------------|------------|
| +6.2 PPG in the second half | Eric Musselman   | 2019-pres. |
| +4.7 PPG in the second half | Nolan Richardson | 1985-02    |
| +3.6 PPG in the second half | Eddie Sutton     | 1975-85    |
| +2.7 PPG in the second half | Mike Anderson    | 2011-19    |
| +2.2 PPG in the second half | Stan Heath       | 2002-07    |
| +0.8 PPG in the second half | John Pelphrey    | 2007-11    |
| +0.8 PPG in the second half | Lanny Van Eman   | 1970-74    |
| -1.6 PPG in the second half | Duddy Waller     | 1966-70    |

## Arkansas Has Most Wins Among SEC Since Muss Arrival

• Since Eric Musselman's arrival, Arkansas leads the SEC in overall wins (52) and overall home wins (35).

▲ **Win totals are thru Thursday - Dec. 2**

| OVERALL       | SEC ONLY      | HOME ALL      | HOME SEC      |
|---------------|---------------|---------------|---------------|
| <b>ARK 52</b> | BAMA 24       | <b>ARK 35</b> | LSU 15        |
| BAMA 48       | UK 23         | LSU 32        | BAMA 14       |
| LSU 48        | LSU 22        | MS ST 28      | <b>ARK 13</b> |
| AUB 44        | <b>ARK 20</b> | TENN 28       | FLA 12        |
| MS ST 44      | FLA 20        | UK 27         | UK 12         |
| UK 40         | AUB 19        | AUB 27        | AUB 12        |
| TENN 40       | MS ST 19      | UGA 27        |               |
|               | TENN 19       |               |               |

## Taking Care of the Ball

• Arkansas had 15 turnovers (with just 13 assists) in the season opener but has only turned the ball over a combined 14 times in games two and three (with a combined 44 assists). The pendulum swayed back a little in Kansas City as Arkansas committed 23 turnovers with 21 assists.

• **HOWEVER**, the Razorbacks **lead the SEC in fewest turnovers (11.3) and ranks 2nd in the SEC (28th NCAA) in assist-to-turnover ratio (1.48).**

• In his first six years as a collegiate head coach, Eric Musselman's teams have ranked either 1st or 2nd in their league four times in both in assist-to-turnover ratio and in fewest turnovers.

• Below are Musselman's teams' ranking in the **NCAA (first) and in their respective leagues (second)** in the categories:

|                       | 2015-16 | 2016-17       | 2017-18      | 2018-19       | 2019-20       | 2020-21        | <b>2021-22</b> |
|-----------------------|---------|---------------|--------------|---------------|---------------|----------------|----------------|
| Assist-Turnover Ratio | 232 / 9 | <b>13 / 1</b> | <b>2 / 1</b> | <b>15 / 1</b> | 140 / 4       | <b>103 / 2</b> | <b>28 / 2</b>  |
| Fewest TO/Gm          | 208 / 7 | <b>26 / 2</b> | <b>4 / 1</b> | <b>13 / 1</b> | <b>47 / 1</b> | 151 / 3        | <b>57 / 1</b>  |

## Lykes Comes Up Big

• Chris Lykes is on the **Jersey Mike's Naismith Trophy Watch List** and, right now, **perhaps the leader for the nation's Sixth Man of the Year.**

• He led the team in scoring in back-to-back games with 26 points versus Northern Iowa and 14 versus Kansas State.

▲ The 26-point performance versus UNI was two points off his career high and his 17th career 20-point game.

• **Also, his 26 points was just the 11th time since Arkansas joined the SEC (1991-92) that a Razorback scored 26+ points off the bench.** Other players were JD Notae, BJ Young (2x), Jason Henry, Pat Beverley, Jannerro Pargo (2x), Al Dillard and Corliss Williamson. (HogStats)

▲ Versus K-State, Lykes scored a game-high 14 pts (as did Vanover) and was 10-of-10 from the free throw line inside the final 1:46 to seal the win.

▲ Versus Cincinnati, Lykes was 8-of-10 from the free throw line, including 4-of-4 inside the final 21 seconds to seal the win.

• He only scored nine points versus UCA but had a season-high five assists.

• **He leads the SEC free throws made (34) and is 3rd in attempts (41).**

## Vanover Misses Two FT

• Connor Vanover was 0-of-2 at the free throw line versus UCA (as Arkansas was just 8-of-20 at the stripe in the 1st half).

• **So why is this a note? Vanover entered the game missing just two FT for his Razorback career (34-of-36).**

• Versus Kansas State, Vanover went 8-of-8 in the first half and finished the game with a career-high 8-of-9 at the stripe.

• Vanover led the team by scoring 19 points versus Gardner-Webb while collecting seven rebounds, blocking three shots and getting two assists in just 17 minutes played.

• **Vanover is 34-of-38 from the free throw line this season and 50-of-62 (80.6%) for his career.**

## 3-Ball Streak Continues

• On Feb. 9, 2019, Mason Jones made a 3-pointer at 18:43 of the first half at South Carolina to mark the 1,000th-straight game Arkansas made at least one triple.

• Arkansas ranks third on the NCAA active list of teams that have made at least one 3-pointer.

1. UNLV 1,137 consecutive games (thru 12/1; next 12/4)
2. Duke 1,122 consecutive games (thru 11/30; next 12/14)
3. **ARKANSAS 1,082 CONSECUTIVE GAMES**
4. Western Kentucky 1,076 consecutive games (thru 11/30; next 12/4)

• UNLV and Princeton (966 straight games - thru 12/1) have made a 3-pointer in every game since the NCAA adopted the rule in 1986-87. Kentucky and Vanderbilt are the only other teams that made a 3-pointer in over 1,000 straight games.

• **The last game Arkansas did not make a 3-pointer was when the Razorbacks went 0-for-2 at Texas on Jan. 07, 1989.**

## Mutt and Jeff

• Arkansas features one of the tallest players in Division I – Connor Vanover at 7-3 –and one of the shortest – Chris Lykes at 5-7.

### TALLEST PLAYERS IN D-I

|                       |                  |            |
|-----------------------|------------------|------------|
| Jamarion Sharp        | Western Kentucky | 7-5        |
| Zach Edey             | Purdue           | 7-4        |
| Matt van Komen        | Saint Mary's     | 7-4        |
| Riley Sorn            | Washington       | 7-4        |
| <b>Connor Vanover</b> | <b>Arkansas</b>  | <b>7-3</b> |
| Jordan Wilmore        | Missouri         | 7-3        |
| Jasper Reinalda       | Montana State    | 7-3        |

### SHORTEST PLAYERS IN D-I

|                    |                    |            |
|--------------------|--------------------|------------|
| Brian White        | Northwestern State | 5-6        |
| <b>Chris Lykes</b> | <b>Arkansas</b>    | <b>5-7</b> |
| Damien Daniels     | Abilene Christian  | 5-7        |
| Xavier Bishop      | Montana State      | 5-8        |
| Tevin Brewer       | FIU                | 5-8        |
| Duke Deen          | Troy               | 5-8        |



## 2021-22 MISCELLANEOUS STATS

### RECORD BREAKDOWN

|                           |                     |                        |
|---------------------------|---------------------|------------------------|
| At Home                   | <b>2021-22: 5-0</b> | <b>Muss Era: 35-5</b>  |
| On The Road               | <b>2021-22: 0-0</b> | <b>Muss Era: 9-12</b>  |
| Neutral Site              | <b>2021-22: 2-0</b> | <b>Muss Era: 8-2</b>   |
| White "Razorback" Uni     | <b>2021-22: 1-0</b> | <b>Muss Era: 14-0</b>  |
| White '94 "Razorback" Uni | <b>2021-22: 3-0</b> | <b>Muss Era: 17-4</b>  |
| White "Hog" Uniforms      | <b>2021-22: 2-0</b> | <b>Muss Era: 11-2</b>  |
| Cardinal Uniforms         | <b>2021-22: 1-0</b> | <b>Muss Era: 10-12</b> |
| Anthracite Uniforms       | <b>2021-22: 0-0</b> | <b>Muss Era: 0-1</b>   |

### GENERAL

|                       |                     |                        |
|-----------------------|---------------------|------------------------|
| When ARK controls tip | <b>2021-22: 6-0</b> | <b>Muss Era: 34-7</b>  |
| When OPP controls tip | <b>2021-22: 1-0</b> | <b>Muss Era: 18-12</b> |
| When ARK scores first | <b>2021-22: 7-0</b> | <b>Muss Era: 32-8</b>  |
| When OPP scores first | <b>2021-22: 0-0</b> | <b>Muss Era: 20-11</b> |

### LEADS AND DEFICITS

|   |                     |                        |
|---|---------------------|------------------------|
| <b>Leading at the half</b>                    | <b>2021-22: 5-0</b> | <b>Muss Era: 39-2</b>  |
| 2021-22: home: 4-0   road: 0-0   neutral: 1-0 |                     |                        |
| <b>Trailing at the half</b>                   | <b>2021-22: 2-0</b> | <b>Muss Era: 13-17</b> |
| 2021-22: home: 1-0   road: 0-0   neutral: 1-0 |                     |                        |
| <b>Tied at the half</b>                       | <b>2021-22: 0-0</b> | <b>Muss Era: 0-0</b>   |
| 2021-22: home: 0-0   road: 0-0   neutral: 0-0 |                     |                        |

|                       |  |
|-----------------------|--|
| <b>With 5:00 left</b> | Leading: 6-0   Trailing: 0-0   Tied: 1-0   |
| • <b>Muss Era</b>     | Leading: 46-3   Trailing: 4-15   Tied: 2-1 |
| <b>With 2:00 left</b> | Leading: 6-0   Trailing: 1-0   Tied: 0-0   |
| • <b>Muss Era</b>     | Leading: 49-4   Trailing: 3-13   Tied: 0-2 |

|                                 |     |
|---------------------------------|-----|
| Games decided by 1-to-5 points  | 0-0 |
| Games decided by 6-to-10 points | 2-0 |
| Overtime games                  | 0-0 |

### OFFENSE

|                             |                     |                        |
|-----------------------------|---------------------|------------------------|
| Scoring less than 70 points | <b>2021-22: 0-0</b> | <b>Muss Era: 9-6</b>   |
| Scoring 70-79 points        | <b>2021-22: 4-0</b> | <b>Muss Era: 18-12</b> |
| Scoring 80-89 points        | <b>2021-22: 1-0</b> | <b>Muss Era: 14-1</b>  |
| Scoring 90-99 points        | <b>2021-22: 2-0</b> | <b>Muss Era: 8-0</b>   |
| Scoring 100+ points         | <b>2021-22: 0-0</b> | <b>Muss Era: 3-0</b>   |
| 1-2 Hogs in Double Figures  | <b>2021-22: 0-0</b> | <b>Muss Era: 2-5</b>   |
| 3 Hogs in Double Figures    | <b>2021-22: 4-0</b> | <b>Muss Era: 21-10</b> |
| 4 Hogs in Double Figures    | <b>2021-22: 1-0</b> | <b>Muss Era: 18-2</b>  |
| 5-7 Hogs in Double Figures  | <b>2021-22: 2-0</b> | <b>Muss Era: 19-2</b>  |
| 8+ Hogs in Double Figures   | <b>2021-22: 0-0</b> | <b>Muss Era: 1-0</b>   |
| At least 1 Hog Scores 20+   | <b>2021-22: 3-0</b> | <b>Muss Era: 22-6</b>  |
| 2+ Hogs Score 20+           | <b>2021-22: 0-0</b> | <b>Muss Era: 14-6</b>  |

|                        |   |
|------------------------|---|
| <b>FG% (Muss Era)</b>  | at least 50%: 2-0 ( <b>13-1</b> )   < 50%: 5-0 ( <b>39-18</b> ) |
| <b>3FG% (Muss Era)</b> | at least 33%: 2-0 ( <b>28-6</b> )   < 33%: 5-0 ( <b>24-13</b> ) |

### REBOUNDING/TURNOVERS

|                            |                     |                        |
|----------------------------|---------------------|------------------------|
| Out-rebounding opponent    | <b>2021-22: 6-0</b> | <b>Muss Era: 27-3</b>  |
| Out-rebounded by opp.      | <b>2021-22: 0-0</b> | <b>Muss Era: 21-16</b> |
| Rebounds are even          | <b>2021-22: 1-0</b> | <b>Muss Era: 3-1</b>   |
| Grabbing 10+ off reb       | <b>2021-22: 6-0</b> | <b>Muss Era: 26-10</b> |
| Forcing 15+ turnovers      | <b>2021-22: 4-0</b> | <b>Muss Era: 29-11</b> |
| Committing less than 15 TO | <b>2021-22: 4-0</b> | <b>Muss Era: 38-10</b> |

### BY MONTH

|             |     |
|-------------|-----|
| In November | 6-0 |
| In December | 1-0 |
| In January  | 0-0 |
| In February | 0-0 |
| In March    | 0-0 |

### LED HIS TEAM IN SCORING (INCLUDES TIES)

| Player  | 17-18 | 18-19 | 19-20 | 20-21 | 21-22 | Career |
|---------|-------|-------|-------|-------|-------|--------|
| Davis   | NA    | NA    | NA    | 3     | -     | 3      |
| Johnson | NA    | 0     | 5     | RS    | -     | 5      |
| Lykes   | 3     | 13    | 11    | 1     | 2     | 30     |
| Notae   | 15    | 16    | RS    | 7     | 2     | 40     |
| Toney   | NA    | 0     | 3     | 1     | 1     | 5      |
| Umude   | 0     | 13    | 13    | 14    | 1     | 41     |
| Vanover | NA    | 1     | RS    | 2     | 2     | 5      |
| Wade    | 5     | JC    | 3     | 1     | -     | 9      |

### LED HIS TEAM IN REBOUNDING (INCLUDES TIES)

| Player          | 17-18 | 18-19 | 19-20 | 20-21 | 21-22 | Career |
|-----------------|-------|-------|-------|-------|-------|--------|
| Davis           | NA    | NA    | NA    | 2     | -     | 2      |
| Johnson         | NA    | 2     | 8     | RS    | -     | 10     |
| Lykes (assists) | 6     | 12    | 10    | 1     | -     | 28     |
| Notae           | 3     | 13    | RS    | 0     | 1     | 18     |
| Toney           | NA    | 12    | 5     | 2     | 2     | 21     |
| Umude           | 0     | 8     | 13    | 12    | 1     | 34     |
| Vanover         | NA    | 3     | RS    | 5     | -     | 8      |
| Wade            | 5     | JC    | 7     | 5     | -     | 17     |
| Williams        | NA    | NA    | NA    | 7     | 4     | 11     |



# ARKANSAS IN 2020-21 RANKINGS

Thru Dec. 1, 2021



| TEAM IN THE NCAA/SEC                           | NCAA | SEC | NO.   |
|--|------|-----|-------|
| 3-pt Field Goal Attempts (350 ranked)          | 225  | 10  | 146   |
| Assist Turnover Ratio (350 ranked)             | 28   | 2   | 1.48  |
| Assists Per Game (350 ranked)                  | 34   | 3   | 16.7  |
| Blocked Shots Per Game (350 ranked)            | 112  | 11  | 3.9   |
| Defensive Rebounds per Game (350 ranked)       | 35   | 4   | 29.43 |
| Fewest Fouls (350 ranked)                      | 81   | 5   | 103   |
| Fewest Turnovers (350 ranked)                  | 73   | 2   | 79    |
| Field-Goal Percentage (350 ranked)             | 103  | 6   | 46.2  |
| Field-Goal Percentage Defense (350 ranked)     | 120  | 10  | 40.6  |
| Free Throw Attempts (350 ranked)               | 49   | 3   | 162   |
| Free Throws Made (350 ranked)                  | 66   | 4   | 111   |
| Free-Throw Percentage (350 ranked)             | 213  | 8   | 68.5  |
| Offensive Rebounds Per Game (350 ranked)       | 86   | 7   | 12.14 |
| Personal Fouls Per Game (350 ranked)           | 67   | 5   | 14.7  |
| Rebound Margin (350 ranked)                    | 15   | 3   | 10    |
| Scoring Defense (350 ranked)                   | 124  | 9   | 65.9  |
| Scoring Margin (350 ranked)                    | 46   | 7   | 15.7  |
| Scoring Offense (350 ranked)                   | 44   | 5   | 81.6  |
| Steals Per Game (350 ranked)                   | 57   | 7   | 8.9   |
| Three Pt FG Defense (350 ranked)               | 285  | 14  | 36.3  |
| Three-Point Field Goals Per Game (350 ranked)  | 277  | 12  | 6     |
| Three-Point Field-Goal Percentage (350 ranked) | 304  | 13  | 28.8  |
| Total 3-point FGM (350 ranked)                 | 287  | 12  | 42    |
| Total Assists (350 ranked)                     | 66   | 3   | 117   |
| Total Blocks (350 ranked)                      | 119  | 10  | 27    |
| Total Rebounds (350 ranked)                    | 87   | 4   | 291   |
| Total Rebounds Per Game (350 ranked)           | 35   | 3   | 41.57 |
| Total Steals (350 ranked)                      | 64   | 6   | 62    |
| Turnover Margin (343 ranked)                   | 29   | 4   | 5     |
| Turnovers Forced (350 ranked)                  | 69   | 6   | 16.29 |
| Turnovers Per Game (350 ranked)                | 57   | 1   | 11.3  |
| Won-Lost Percentage (343 ranked)               | 1    | 1   | 100   |

| RAZORBACKS IN THE NCAA/SEC                     | PLAYER          | NCAA | SEC | NO.    |
|--|-----------------|------|-----|--------|
| 3-pt Field Goal Attempts (331 ranked)          | JD Notae        | 39   | 2   | 55     |
| Assist Turnover Ratio (348 ranked)             | Jaylin Williams | 117  | 7   | 2.14   |
|  | JD Notae        | 194  | 13  | 1.75   |
| Assists Per Game (324 ranked)                  | Jaylin Williams | 95   | 9   | 4.3    |
|  | JD Notae        | 134  | 11  | 4      |
| Blocked Shots Per Game (347 ranked)            | Jaylin Williams | 195  | 8   | 1.14   |
|  | Connor Vanover  | 230  | 9   | 1      |
| Defensive Rebounds per Game (350 ranked)       | Jaylin Williams | 25   | 2   | 7.14   |
| Double Doubles (165 ranked)                    | Au'Diese Toney  | 165  | 10  | 1      |
| Field-Goal Percentage (350 ranked)             | JD Notae        | 321  | 19  | 41.3   |
| Free Throw Attempts (343 ranked)               | Chris Lykes     | 59   | 3   | 41     |
|  | Au'Diese Toney  | 200  | 7   | 31     |
| Free Throws Made (343 ranked)                  | Chris Lykes     | 38   | 1   | 34     |
|  | Au'Diese Toney  | 177  | 8   | 24     |
| Free-Throw Percentage (350 ranked)             | Chris Lykes     | 139  | 8   | 82.9   |
|  | Au'Diese Toney  | 239  | 11  | 77.4   |
| Minutes Per Game (350 ranked)                  | JD Notae        | 66   | 1   | 34:36  |
| Offensive Rebounds Per Game (316 ranked)       | Au'Diese Toney  | 59   | 5   | 3      |
| Points Per Game (350 ranked)                   | JD Notae        | 72   | 1   | 18.1   |
| Rebounds Per Game (347 ranked)                 | Jaylin Williams | 41   | 4   | 9      |
|  | Au'Diese Toney  | 266  | 15  | 6.6    |
| Steals Per Game (345 ranked)                   | JD Notae        | 3    | 1   | 3      |
|  | Davonte Davis   | 243  | 17  | 1.57   |
| Three-Point Field Goals Per Game (349 ranked)  | JD Notae        | 222  | 9   | 2.14   |
| Three-Point Field-Goal Percentage (141 ranked) | --              |      |     |        |
| Total 3-point FGM (297 ranked)                 | JD Notae        | 237  | 6   | 15     |
| Total Assists (337 ranked)                     | Jaylin Williams | 119  | 8   | 30     |
|  | JD Notae        | 162  | 11  | 28     |
| Total Blocks (308 ranked)                      | Jaylin Williams | 181  | 8   | 8      |
|  | Connor Vanover  | 308  | 15  | 6      |
| Total Field Goal Attempts (343 ranked)         | JD Notae        | 17   | 1   | 121    |
| Total Field Goals Made (317 ranked)            | JD Notae        | 63   | 1   | 50     |
| Total Minutes (350 ranked)                     | JD Notae        | 221  | 1   | 242:15 |
| Total Points (336 ranked)                      | JD Notae        | 104  | 2   | 127    |
| Total Rebounds (340 ranked)                    | Jaylin Williams | 53   | 4   | 63     |
|  | Au'Diese Toney  | 289  | 14  | 46     |
| Total Steals (338 ranked)                      | JD Notae        | 7    | 1   | 21     |
|  | Davonte Davis   | 238  | 15  | 11     |

## Arkansas-Oklahoma in Tulsa

- Border rivals Arkansas and Oklahoma announced a multi-year, men's basketball series to be played in consecutive years at the BOK Center in Tulsa, Okla., the first game in the series was set for December 12, 2020, but was postponed a year due to COVID-19. The series will now start the first week of December 2021.
- Located midway between the Arkansas (116 miles) and Oklahoma (125 miles) campuses, the BOK Center offers a central location that caters to alumni and fan bases from both universities. Tickets for the matchup will be divided at midcourt to create a unique 50-50 atmosphere for fans from each school.
- The Arkansas and Oklahoma series includes 28 games dating back to the 1938-39 season. Arkansas owns a 16-12 advantage in the series, including a 5-0 record when the teams play on a neutral court. The teams have never met in Tulsa.

## ARKANSAS IN TULSA

- Arkansas has never played in Tulsa's BOK Center.
- The last time Arkansas played in Tulsa was Nov. 30, 2003, an 81-74 victory over the Golden Hurricane at the Donald W. Reynolds Center.
- Arkansas is 9-15 all-time versus the Golden Hurricane in Tulsa.
- Arkansas is 1-2 all-time versus Oral Roberts in Tulsa.
- Arkansas faced Oklahoma State once in Tulsa (Mabee Center) on Dec. 9, 2000, a game the Cowboys won 74-73.

## Razorbacks Return to North Little Rock

- After a year's absence due to COVID-19, Arkansas will host Hofstra in its annual trip to North Little Rock. The contest is set for Dec. 18 at Simmons Bank Arena at 7 p.m.
- Last year snapped a 19-year streak of Arkansas playing in North Little Rock. This year will mark the 22nd time overall, posting a 12-9 record in the venue.
- The Razorbacks have won four straight in North Little Rock and seven of the last eight.
- Arkansas is 2-0 all-time versus Hofstra.

## Razorbacks in Big 12/SEC Challenge

- The ninth annual Big 12/SEC Challenge will take place Jan. 29, 2022 when the Razorbacks host West Virginia.
  - This will be just the second time the two programs have met. The Razorbacks defeated the Mountaineers, 71-64, on Nov. 26, 2006, in Orlando, Fla., to win the Old Spice Classic.
  - Arkansas will play in its eighth consecutive Challenge and is 3-4 in such games - 3-0 at home and 0-4 on the road.
- |            |                   |        |    |    |
|------------|-------------------|--------|----|----|
| - 12/04/14 | at #20 Iowa State | L      | 77 | 95 |
| - 01/30/16 | Texas Tech        | (ot) W | 75 | 68 |
| - 01/28/17 | at Oklahoma State | L      | 71 | 99 |
| - 01/27/18 | Oklahoma State    | W      | 66 | 65 |
| - 01/26/19 | at #13 Texas Tech | L      | 64 | 67 |
| - 01/25/20 | TCU               | W      | 78 | 67 |
| - 01/30/21 | at Oklahoma State | L      | 77 | 81 |

## SEC Vacations in Tampa in 2022

- The 2022 SEC Basketball Tournament will take a one-year hiatus from playing at Nashville's Bridgestone Arena and return to its 2009 location of Tampa, Fla., (Amalie Arena).
- Arkansas is 0-1 in SEC Tourneys played in Tampa, falling 73-58 as the West #6 seed to Florida, the East #3 seed.
- The SEC Tournament will return to Nashville in 2023 and is scheduled to remain there through 2030.


## 2020-21 Attendance Leaders; Sold Out for 2021-22

- Arkansas led the NCAA in men's basketball attendance in 2020-21.
  - ^ Averaged an NCAA-best 4,284
  - Tenn., 2nd at 4,191 / TX Tech 2nd at 3,916
  - ^ Had an NCAA-best 72,822 cumulative
  - Tenn. 2nd at 67,056 / TX Tech 3rd at 58,734
- Arkansas was one of 17 DI schools to have an arena capacity of at least 20 percent
- *SIDE NOTE, Arkansas women were 5th in both average (2,417) and cumulative (28,766) attendance.*
- After last season's success, Arkansas officially sold put Bud Walton Arena for the 2021-22 season on Oct. 18.

# SIGNING CLASS OF 2022


## • HIGHEST RATED RECRUITING CLASS IN SCHOOL HISTORY (#2 247SPORTS COMPOSITE - #2 ESPN - #3 247SPORTS - #5 RIVALS)

- First time to sign two, 5-stars (Nick Smith Jr., and Jordan Walsh) in the same class
- In fact, Arkansas now has only signed six, 5-stars since 2004. Smith and Walsh are the only two Razorback signees to rank among the ESPN top 10 (dating back to 2007).
- **Nick Smith Jr., and Jordan Walsh are on the 2022 Jersey Mike's Naismith High School Trophy Watch List**
- **Arkansas had never had a class with at least four players among the ESPN top 100 until Eric Musselman's arrival and his staff has done so twice (class of 2020 and class of 2022)**
- Since 2004, only four recruiting classes have ranked among the top 10 and Musselman's staff owns two of those - class of 2020 was #5 ESPN / #9 247Sports and class of 2022 ranks #2 in both ESPN and 247Sports.




**Barry Dunning Jr.**  
6-6, 195, G  
Mobile, Ala.  
McGill Toolen Catholic HS

- 4-Star - 76th overall by ESPN / #20 small forward in the nation
- 4-Star - 91st overall by 247Sports Composite / #25 small forward in the nation
- 3-star - 125th overall by 247Sports / #32 small forward in the nation
- 3-Star - 131st overall by Rivals / #36 small forward in the nation
- **Rated #1 player in the state of Alabama by ESPN, 247Composite, 247Sports**
- **2021 Gatorade Alabama Player of the Year**
- 2021 first team Class 6A All-State selection by the Alabama Sports Writers Association
- 1 of 5 statewide players selected to the ASWA Super All-State Team
- Averaged 21.5 points and 11.3 rebounds per game as a junior for the Yellow Jackets ... Also recorded 3.1 assists, 2.1 steals and 1.8 blocks per game




**Derrian Ford**  
6-3, 200, G  
Magnolia, Ark.  
Magnolia HS

- 4-Star - 55th overall by 247Composite / #10 combo guard in the nation
- 4-Star - 58th overall by Rivals / #11 shooting guard in the nation
- 4-Star - 59th overall by 247Sports / #11 combo guard in the nation
- 4-Star - 68th overall by ESPN / #13 shooting guard in the nation
- **2021 Gatorade Arkansas Player of the Year**
- Rated #3 player in the state of Arkansas by ESPN and 247Sports
- **2021 Class 4A Player of the Year by the Arkansas Basketball Coaches Association**
- 2021 Arkansas Democrat-Gazette first team All-Arkansas Preps (all divisions)
- Led the Panthers to a 23-1 record and the Class 4A semifinals in 2021
- Averaged 23.2 points, 7.1 rebounds and 3.0 assists as a junior
- Class 4A State Tournament MVP as a freshman and sophomore, leading his team to back-to-back championships (2019 and 2020) ... Had 54-game win streak snapped in the 2021 4A state semifinals, falling to Morrilton
- As a sophomore, tabbed first team Arkansas All-State team by MaxPreps
- Has a 4.0 GPA



**Joseph Pinion**  
6-6, 185, F  
Morrilton, Ark.  
Morrilton HS

- 4-Star - 93rd overall by ESPN / #16 shooting guard in the nation
- 4-star - 98th overall by 247Sports Composite / #27 small forward in the nation
- 3-Star - 125th overall by Rivals / #34 small forward in the nation
- 3-Star - 135th overall by 247Sports / #34 small forward in the nation
- **2021 Arkansas Democrat-Gazette first team All-Arkansas Preps (all divisions)**
- Led Morrilton to the 2021 Class 4A title game as a junior
- Averaged 17.2 points, 6.4 rebounds, 3 assists, 2 steals and 1 block per game as a junior ... Shot 58% from two-point range, 40 percent from three and 74 percent at the free throw line
- As a sophomore, averaged 18 points, 7.9 rebounds, 1.3 assists, 1.6 steals and 1.4 steals ... As a freshman, averaged 12.3 points, 4.4 rebounds, 2 assists, 1 steal and 1 block



**Nick Smith Jr.**  
6-5, 185, G  
North Little Rock, Ark.  
North Little Rock HS

- **5-Star - 6th overall by ESPN / #4 shooting guard in the nation**
- **5-star - 8th overall by 247Sports / #3 combo guard in the nation**
- **5-Star - 9th overall by 247Composite / #3 combo guard in the nation**
- **5-Star - 16th overall by Rivals / #2 point guard in the nation**
- **At #6 by ESPN, is the third-highest rated player to ever sign with Arkansas trailing Corliss Williamson (ranked either #1 or #2 by all the recruiting services) and Al Jefferson (ranked #3 by 247Sports and #4 by Rivals in 2004).**
- **On the 2021-22 Jersey Mike's Naismith National High School Player of the Year Watch List**
- Consensus #1 player from Arkansas by the recruiting websites
- **20221 MaxPreps Arkansas High School Basketball Player of the Year**
- 2021 Arkansas Democrat-Gazette All-Arkansas Preps (all divisions) Player of the Year ... Averaged 25 points, 5 rebounds and 4 assists
- 2020 Arkansas Democrat-Gazette All-Arkansas Preps Underclassman of the Year ... Averaged 21.3 points, 3 rebounds and 3 steals
- Played at Sylvan Hills as a junior and sophomore
- In the summer of 2021, led Brad Beal Elite AAU team to a 6-2 record and the finals of Peach Jam while averaging 18.6 points, 3 rebounds and 3 assists per game ... Scored 31 points (10-of-18 shooting) in the championship game and became the first player since NBA star Michael Porter Jr. to score more than 30 in the finals.



**Jordan Walsh**  
6-7, 200, F  
Desoto, Texas  
Link Year (Mo.) Prep

- **5-Star - 7th overall by ESPN / #2 small forward in the nation**
- **5-Star - 27th overall by 247Composite / #7 small forward in the nation**
- 4-Star - 31st overall by Rivals / #11 small forward in the nation
- 4-star - 38th overall by 247Sports / #10 small forward in the nation
- **Rated #1 player from Texas by ESPN and #2 in the state by 247Sports**
- **On the 2021-22 Jersey Mike's Naismith National High School Player of the Year Watch List**
- 2021 4A All-State as named by the Texas Association of Basketball Coaches
- In the summer of 2021, played for Drive Nation program on the Nike EYBL circuit and averaged 12.3 points, 7.4 points and 3.3 assists while shooting better than 50% inside the arc ... Tallied three double-doubles, including a 17-point, 10-rebound, 4-assist effort
- As a junior at Oak Cliff's Faith and Family Academy, averaged 18 points, 11 rebounds, five assists, 2.4 steals and 2.3 blocks per game for a squad that finished 25-6 and advanced to the Class 4A state semifinals
- Also led the Eagles to the state semifinals as a sophomore before the remainder of the state tournament was canceled due to COVID-19
- As a freshman, led Faith and Family to a 36-6 record and its first Class 4A state title ... In fact, his dunk just before the final buzzer provided the 53-51 victory against Liberty Hill



## ERIC MUSSELMAN LIVE RADIO SHOW

Once again, there will be 12 Arkansas basketball radio shows, all starting at 7 pm, at Sassy's BBQ and Grille (Steamboat Dr.) in Fayetteville.

Monday, Nov. 15

Monday, Nov. 29

**Monday, Dec. 6**

Monday, Dec. 13

Monday, Dec. 20

Monday, Jan. 3

Monday, Jan. 10

Monday, Jan. 17

Monday, Jan. 24

Monday, Jan. 31

Monday, Feb. 7

Monday, Feb. 28



## COURTSIDE WITH ERIC MUSSELMAN

There will be 10, 30-minute television shows featuring head coach Eric Musselman and co-host Chuck Barrett. Each show will air on Sunday, Please check local listings for times and channels in your area.

Sunday, Jan 2

Sunday, Jan 9

Sunday, Jan 16

Sunday, Jan 23

Sunday, Jan 30

Sunday, Feb 6

Sunday, Feb 13

Sunday, Feb 20

Sunday, Feb 27

Sunday, Mar 6



LEARFIELD



## RAZORBACK SPORTS NETWORK RADIO AFFILIATES

|                         |                   |                    |                   |
|-------------------------|-------------------|--------------------|-------------------|
| Batesville (Games)      | KWOZ-FM - 103.3   | Glenwood           | KHGZ-AM - 670     |
| Batesville (Coach Show) | KBTA-AM - 1340    | Hot Springs / Mena | KTTG-FM - 96.3    |
| Camden                  | KAMD-FM - 97.1    | Jonesboro          | KEGI-FM - 100.5   |
| Camden (Coach Show)     | KCXY-FM - 95.3    | Joplin, Mo.        | KHST - FM - 101.7 |
| Crossett                | KAGH-FM - 104.9   | Little Rock        | KABZ-FM - 103.7   |
| Crossett                | KAGH-AM - AM 800  | Magnolia           | KZHE-FM - 100.5   |
| DeQueen                 | KDQN-FM - 92.1    | Marshall           | KBCN-FM - 104.3   |
| DeWitt                  | KDEW-FM - 97.3    | Monett, MO         | KKBL-FM - 95.9    |
| El Dorado               | KAGL-FM - 93.3    | Monticello         | KGPO-FM - 99.9    |
| Fayetteville            | KQSM-FM - 92.1    | Morrilton          | KCON-FM - 99.3    |
| Fayetteville (Games)    | KYNG-AM - AM 1590 | Mountain Home      | KOMT-FM - 93.5    |
| Fayetteville            | KAKS-FM - 99.5    | Ozark              | KDYN-FM - 96.7    |
| Fayetteville            | KUOA-FM - 95.3    | Ozark              | KDYN-AM - AM 1540 |
| Fayetteville            | KUOA-AM - 1290    | Searcy             | KRZS-FM - 99.1    |
| Forrest City            | KBFC-FM - 93.5    | Texarkana          | KKTK-AM - 1400    |
| Fort Smith              | KERX-FM - 95.3    | Wynne              | KWYN-FM - 92.5    |
| Glenwood                | KHGZ-FM - 98.9    |                    |                   |



## Arkansas Signs Musselman To New Contract

April 14, 2021

FAYETTEVILLE, Ark. – Coming off the program's first NCAA Tournament Elite Eight appearance in more than 25 years, the University of Arkansas has signed head men's basketball coach Eric Musselman to a new employment agreement that could extend Musselman's tenure in Fayetteville through at least the 2028 season.

The new five-year agreement will run from May 1, 2021 to April 30, 2026 and includes the potential for a pair of one-year automatic agreement extensions (2027, 2028) based on Arkansas receiving bids to the NCAA Men's Basketball Tournament within the timeframe of the agreement.

"As I mentioned during the course of what was a memorable men's basketball season, the best way for any head coach to advocate for themselves and their program is to win games," **Vice Chancellor and Director of Athletics Hunter Yurachek said.** "Coach Musselman earned this opportunity based on the tremendous progress that he and his coaching staff have made in the past two seasons, culminating with the most exciting season in the recent history of Razorback Basketball. Based on our ongoing dialogue, it is clear to me, Coach Musselman and I both share a desire to work together to ensure he remains the head men's basketball coach at the University of Arkansas for the foreseeable future. I'm excited for the future of Razorback Basketball and look forward to seeing our program continue to progress under Coach Musselman's leadership."

Under the terms of the new agreement Coach Musselman will receive \$4.0 million in annual compensation, with additional compensation and incentive payments available based on success in the SEC and NCAA Tournament as well as longevity in the position.

"Arkansas is one of the premier programs in the nation and my family and I are ecstatic to be here," **Musselman said.** "I am grateful for the commitment the University is making to me, my family and the future of our basketball program. I have tremendous pride in being a Razorback and it is an honor to represent the state of Arkansas. Our staff remains focused on winning basketball games and building our roster for the future. We look forward to continuing to build on the foundation we have established in our first two seasons in an effort to achieve even greater success for our program, our University and Razorback fans everywhere."





# 2021-22 SEC STANDINGS

Through Dec. 2, 2021



|                   | SEC | PCT. | HOME | AWAY | OVERALL    | PCT.         | HOME       | ROAD       | NEUTRAL    | STRK      |  |
|-------------------|-----|------|------|------|------------|--------------|------------|------------|------------|-----------|--|
| <b>Arkansas</b>   | -   | -    | -    | -    | <b>7-0</b> | <b>1.000</b> | <b>5-0</b> | <b>0-0</b> | <b>2-0</b> | <b>W7</b> |  |
| LSU               | -   | -    | -    | -    | <b>8-0</b> | <b>1.000</b> | <b>6-0</b> | <b>0-0</b> | <b>2-0</b> | <b>W8</b> |  |
| Texas A&M         | -   | -    | -    | -    | 7-1        | .875         | 5-0        | 0-0        | 2-1        | W3        |  |
| Alabama           | -   | -    | -    | -    | 6-1        | .857         | 4-0        | 0-0        | 2-1        | W2        |  |
| Auburn            | -   | -    | -    | -    | 6-1        | .857         | 3-0        | 1-0        | 2-1        | W3        |  |
| Florida           | -   | -    | -    | -    | 6-1        | .857         | 4-0        | 0-1        | 2-0        | L1        |  |
| Kentucky          | -   | -    | -    | -    | 6-1        | .857         | 6-0        | 0-0        | 0-1        | W6        |  |
| Mississippi State | -   | -    | -    | -    | 6-1        | .857         | 5-0        | 0-0        | 1-1        | W2        |  |
| Tennessee         | -   | -    | -    | -    | 5-1        | .833         | 4-0        | 0-0        | 1-1        | W3        |  |
| Vanderbilt        | -   | -    | -    | -    | 5-1        | .833         | 4-1        | 1-0        | 0-0        | W3        |  |
| Ole Miss          | -   | -    | -    | -    | 5-2        | .714         | 4-0        | 0-0        | 1-2        | W2        |  |
| South Carolina    | -   | -    | -    | -    | 5-2        | .714         | 4-0        | 0-1        | 1-1        | L1        |  |
| Missouri          | -   | -    | -    | -    | 4-4        | .500         | 3-2        | 0-1        | 1-1        | L1        |  |
| Georgia           | -   | -    | -    | -    | 3-5        | .375         | 3-2        | 0-1        | 0-2        | W1        |  |

| AP (Nov 29) |                     |                  |
|-------------|---------------------|------------------|
| 1           | Duke (51)           | 7-0 1,513        |
| 2           | Purdue (9)          | 6-0 1,442        |
| 3           | Gonzaga (1)         | 6-1 1,428        |
| 4           | Baylor              | 7-0 1,324        |
| 5           | UCLA                | 6-1 1,253        |
| 6           | Villanova           | 4-2 1,147        |
| 7           | Texas               | 4-1 1,115        |
| 8           | Kansas              | 5-1 1,027        |
| 9           | <b>KENTUCKY</b>     | <b>5-1 1,002</b> |
| 10          | <b>ARKANSAS</b>     | <b>6-0 960</b>   |
| 11          | Arizona             | 6-0 851          |
| 12          | BYU                 | 6-0 791          |
| 13          | <b>TENNESSEE</b>    | <b>4-1 730</b>   |
| 14          | <b>FLORIDA</b>      | <b>6-0 681</b>   |
| 15          | Houston             | 5-1 631          |
| 16          | <b>ALABAMA</b>      | <b>6-1 456</b>   |
| 17          | UConn               | 6-1 437          |
| 18          | Memphis             | 5-1 43           |
| 19          | Iowa State          | 6-0 403          |
| 20          | Southern California | 6-0 380          |
| 21          | <b>AUBURN</b>       | <b>5-1 325</b>   |
| 22          | Michigan State      | 5-2 295          |
| 23          | Wisconsin           | 5-1 224          |
| 24          | Michigan            | 4-2 177          |
| 25          | Seton Hall          | 5-1 151          |

| COACHES (Nov 29) |                     |                |
|------------------|---------------------|----------------|
| 1                | Duke                | 7-0 761        |
| 2                | Purdue              | 6-0 742        |
| 3                | Gonzaga             | 6-1 706        |
| 4                | Baylor              | 7-0 693        |
| 5                | UCLA                | 6-1 627        |
| 6                | Villanova           | 4-2 563        |
| 7                | Kansas              | 5-1 524        |
| 8                | Texas               | 4-1 500        |
| 9                | <b>ARKANSAS</b>     | <b>6-0 473</b> |
| 10               | <b>KENTUCKY</b>     | <b>5-1 436</b> |
| 11               | Arizona             | 6-0 431        |
| 12               | <b>FLORIDA</b>      | <b>6-0 425</b> |
| 13               | Brigham Young       | 6-0 399        |
| 14               | Houston             | 5-1 321        |
| 15               | <b>TENNESSEE</b>    | <b>4-1 304</b> |
| 16               | <b>ALABAMA</b>      | <b>6-1 231</b> |
| 17               | Connecticut         | 6-1 222        |
| 18               | Southern California | 6-0 205        |
| 19               | Memphis             | 5-1 184        |
| 20               | <b>AUBURN</b>       | <b>5-1 145</b> |
| 21               | Wisconsin           | 5-1 140        |
| 22               | Michigan St         | 5-2 138        |
| 23               | Iowa State          | 6-0 134        |
| 24               | Michigan            | 4-2 123        |
| 25               | St. Bonaventure     | 5-1 96         |

RECEIVING VOTES: Illinois 111; St. Bonaventure 106; **LSU 93**; Ohio State 75; Indiana 63; Colorado State 59; Xavier 46; Texas Tech 34; Marquette 23; North Carolina 9; Iowa 9; San Francisco 7; Loyola Chicago 3; Virginia Tech 3; Louisville 2; Wake Forest 2; Iona 1; Ohio 1.

RECEIVING VOTES: Seton Hall 86; Texas Tech 68; **LSU 66**; Illinois 65; Ohio St. 43; Marquette 42; Colorado St. 38; Indiana 29; Iowa 28; Xavier 25; Florida State 22; Utah St. 13; Providence 11; **WEST VIRGINIA 5**; San Francisco 5; Saint Louis 3; Oklahoma State 3.

## 2021-22 SEC PRESEASON MEDIA POLL

- Kentucky
- Alabama
- 3. ARKANSAS**
- Tennessee
- Auburn
- LSU
- Florida
- Mississippi State
- Ole Miss
- Missouri
- South Carolina
- Texas A&M
- Vanderbilt
- Georgia

## HOGS RANKING BY WEEK

| WEEK      | AP | COACH   | NET |
|-----------|----|---------|-----|
| Preseason | 16 | 15      | NA  |
| Nov. 15   | 16 | No Poll | NA  |
| Nov. 22   | 13 | 12      | NA  |
| Nov. 29   | 10 |         |     |
| Dec. 6    |    |         |     |
| Dec. 13   |    |         |     |
| Dec. 20   |    |         |     |
| Dec. 27   |    |         |     |
| Jan. 3    |    |         |     |
| Jan. 10   |    |         |     |
| Jan. 17   |    |         |     |
| Jan. 24   |    |         |     |
| Jan. 31   |    |         |     |
| Feb. 7    |    |         |     |
| Feb. 14   |    |         |     |
| Feb. 21   |    |         |     |
| Feb. 28   |    |         |     |
| Mar. 7    |    |         |     |
| Mar. 14   |    |         |     |
| Apr. 5    |    |         |     |

## ARKANSAS IN THE POLLS

Ranking in AP Poll unless " \* " indicating only ranked in the Coaches Poll

| As     | Overall | H      | A           | N                         | Last Meeting                                | Last Win                               |
|--------|---------|--------|-------------|---------------------------|---|--|
| As #1  | 16-4    | 8-0    | 6-2         | 2-2                       | W, 97-79 vs #14 Georgetown @MEM (11/27/94)  | Same                                   |
| As #2  | 38-4    | 17-1   | 7-0         | 14-3                      | W, 76-72 vs #2 Duke @NCAA (4/4/94)          | Same                                   |
| As #3  | 29-5    | 13-0   | 10-5        | 6-0                       | W, 97-79 vs Tennessee (1/7/95)              | Same                                   |
| As #4  | 13-2    | 8-0    | 3-2         | 2-0                       | W, 94-71 at Missouri (12/3/94)              | Same                                   |
| As #5  | 13-8    | 1-1    | 2-4         | 10-3                      | L (OT), 93-95 vs #3 Kentucky @SEC (3/12/95) | 69-58 vs #20 Alabama @SEC (3/11/95)    |
| As #6  | 18-3    | 6-0    | 5-0         | 7-3                       | L, 78-89 vs #1 UCLA @NCAA (4/3/95)          | 75-68 vs #4 N. Carolina @NCAA (4/1/95) |
| As #7  | 18-1    | 4-0    | 7-0         | 7-1                       | W, 68-66 vs Auburn (3/4/95)                 | Same                                   |
| As #8  | 9-10    | 6-1    | 1-5         | 2-4                       | L, 71-78 vs LSU @SEC (3/13/21)              | 70-64 vs Missouri @SEC (3/12/21)       |
| As #9  | 22-5    | 5-1    | 6-1         | 11-3                      | W, 94-92 vs #5 Kentucky (1/29/95)           | Same                                   |
| As #10 | 15-4    | 7-1    | 2-1         | 6-2                       | W, 97-60 vs UCA (12/1/21)                   | Same                                   |
| As #11 | 20-6    | 10-2   | 6-4         | 4-0                       | W, 89-73 vs South Carolina (2/15/92)        | Same                                   |
| As #12 | 21-8    | 10-0   | 8-5         | 2-3                       | W, 87-80 vs Texas A&M (3/6/21)              | Same                                   |
| As #13 | 17-5    | 11-1   | 3-4         | 3-0                       | W, 76-60 vs Penn (11/28/21)                 | Same                                   |
| As #14 | 28-4    | 12-0   | 8-1         | 8-3                       | W, 93-83 vs Vanderbilt (2/7/98)             | Same                                   |
| As #15 | 15-3    | 4-1    | 9-1         | 2-1                       | L, 54-63 vs Southern Miss (11/18/00)        | 90-68 vs Tennessee State (11/17/00)    |
| As #16 | 17-6    | 12-1   | 3-4         | 2-1                       | W, 93-80 vs UNI (11/17/21)                  | Same                                   |
| As #17 | 15-8    | 5-0    | 5-2         | ****5-6                   | L, 72-82 vs #21 Iowa @NCAA (3/13/99)        | 94-80 vs Siena @NCAA (3/11/99)         |
| As #18 | 18-9    | *9-4   | 7-4         | 2-1                       | L, 78-81 vs LSU (3/7/15)                    | 78-74 at South Carolina (3/5/15)       |
| As #19 | 16-7    | 8-2    | 3-3         | 5-2                       | L, 82-96 vs Ole Miss (1/17/15)              | 67-45 vs Wofford (11/9/07)             |
| As #20 | 24-4    | **11-0 | 1-0****12-4 | W, 83-75 vs LSU (2/27/21) | Same  |  |
| As #21 | 6-4     | 3-0    | 0-1         | 3-3                       | L, 78-87 vs #15 N. Carolina @NCAA (3/21/15) | 56-53 vs Wofford @NCAA (3/19/15)       |
| As #22 | 8-5     | 4-1    | 2-3         | 2-1                       | L, 77-78 at Auburn (1/6/18)                 | 84-79 (OT) vs Miss State @SEC (3/6/99) |
| As #23 | 5-1     | 4-0    | 1-1         | 0-0                       | W, 82-70 vs Vanderbilt (1/10/15)            | Same                                   |
| As #24 | 7-0     | 4-0    | 3-0         | 0-0                       | W, 75-64 vs Florida (2/16/21)               | Same                                   |
| As #25 | 5-2     | 5-0    | 0-1         | 0-1                       | W, 94-77 vs Iona (11/30/14)                 | Same                                   |
| TOT.   | 410-120 | 187-17 | 108-56      | 115-47                    |   |  |

## ARKANSAS VERSUS THE POLLS

Ranking in AP Poll unless \* indicating only ranked in the Coaches Poll

| Vs     | Overall | H     | A     | N     | Last Meeting                             | Last Win                              |
|--------|---------|-------|-------|-------|--|---------------------------------------|
| Vs #1  | 1-11    | 0-2   | 0-2   | 1-7   | L, 63-78 vs Kentucky (3/15/15)           | 65-64 vs North Carolina @PB (2/12/84) |
| Vs #2  | 6-8     | 5-2   | 0-5   | 1-1   | W, 80-69 vs Florida (2/5/13)             | Same                                  |
| Vs #3  | 0-15    | 0-1   | 0-3   | 0-11  | L, 72-81 vs Baylor @ NCAA (3/29/21)      | --                                    |
| Vs #4  | 5-12    | 2-2   | 1-7   | 2-3   | L, 66-70 at Kentucky (2/26/19)           | 96-88 vs Oklahoma (12/30/08)          |
| Vs #5  | 4-4     | 4-1   | 0-1   | 0-2   | W, 74-71 vs Texas A&M (1/27/16)          | Same                                  |
| Vs #6  | 6-11    | 3-3   | 0-5   | 3-3   | W, 81-66 vs Alabama (2/25/21)            | Same                                  |
| Vs #7  | 1-5     | 1-0   | 0-1   | 0-4   | W, 67-64 vs Texas (1/6/09)               | Same                                  |
| Vs #8  | 3-4     | 2-0   | 1-3   | 0-1   | L, 65-82 vs Kentucky @SEC (3/12/17)      | 88-61 vs Alabama (1/6/07)             |
| Vs #9  | 2-5     | 0-0   | 1-4   | 1-1   | L, 74-79 at Tennessee (2/6/21)           | 91-82 vs Arizona @NCAA (4/2/94)       |
| Vs #10 | 5-4     | 2-2   | 2-1   | 1-1   | W (OT), 86-81 at Missouri (2/13/21)      | Same                                  |
| Vs #11 | 5-8     | 2-2   | 1-4   | 2-2   | L (OT), 76-79 vs Auburn (2/4/20)         | 104-93 vs Missouri (12/5/95)          |
| Vs #12 | 6-9     | 2-2   | 1-4   | *3-3  | L, 68-81 vs Missouri (2/2/21)            | 63-57 at Alabama (1/27/07)            |
| Vs #13 | 6-3     | 3-0   | 0-1   | 3-2   | L, 66-84 vs Tennessee @SEC (3/10/18)     | 87-85 vs Kentucky (1/14/14)           |
| Vs #14 | 5-7     | 3-2   | 0-3   | 2-2   | L, 64-67 at Texas Tech (1/26/19)         | 91-82 vs Auburn (2/27/18)             |
| Vs #15 | 3-5     | 3-0   | 0-2   | 0-3   | L, 78-887 vs N. Carolina @NCAA (3/21/15) | 98-88 vs Mississippi State (1/7/12)   |
| Vs #16 | 3-7     | 1-2   | 0-4   | 2-1   | L, 73-80 at Tennessee (3/3/10)           | 72-52 vs LSU (12/07)                  |
| Vs #17 | 3-3     | 1-2   | 1-0   | 1-1   | W (OT), 71-67 at Kentucky (2/27/14)      | Same                                  |
| Vs #18 | 5-7     | 1-2   | 2-3   | 2-2   | L, 67-84 at Ole Miss (1/19/19)           | 80-73 at Ole Miss (1-31-10)           |
| Vs #19 | 8-3     | 3-1   | 3-1   | 2-1   | W, 90-89 at LSU (2/2/19)                 | Same                                  |
| Vs #20 | 10-5    | 4-2   | 1-2   | 5-1   | L, 69-92 at Texas A&M (1/2/16)           | 66-64 vs Michigan (1/21/12)           |
| Vs #21 | 5-3     | 2-2   | 1-0   | 2-2   | W, 68-66 vs TX Tech @NCAA (3/21/21)      | Same                                  |
| Vs #22 | 4-2     | 4-1   | 0-1   | 0-0   | W (OT), 77-76 vs Kentucky (2/23/11)      | Same                                  |
| Vs #23 | 3-7     | 1-2   | 0-3   | 2-2   | W, 80-72 vs Florida @SEC (3/9/18)        | Same                                  |
| Vs #24 | 2-4     | *1-1  | *0-1  | *1-1  | *L, 59-90 at Alabama (1/16/21)           | *86-72 vs Indiana @NCAA (3/21/08)     |
| Vs #25 | 4-4     | *3-2  | 0-0   | 1-2   | L, 72-81 vs Florida (12/29/16)           | 82-74 vs Vanderbilt (1/31/16)         |
| TOT.   | 104-156 | 53-36 | 15-61 | 36-59 | L, 72-81 vs #3 Baylor @NCAA (3/29/21)    | 68-66 vs #21 TX Tech @NCAA (3/21/21)  |

## LAST TIME HOGS WON AS TOP 25

| • HOME •                   | • ROAD •             | • NEUTRAL •            |
|----------------------------|----------------------|------------------------|
| #1: Miss State 3/5/94      | LSU 3/2/94           | Georgetown 11/27/94    |
| #2: NW (La) St 12/4/93     | Baylor 1/26/91       | Duke 4/4/94            |
| #3: Tennessee 1/7/95       | Ole Miss 1/4/95      | Iowa 12/30/94          |
| #4: Jackson St. 11/30/94   | Missouri 12/03/94    | SMU 3/2/78             |
| #5: Miss State 1/11/95     | Tennessee 1/29/94    | Alabama 3/11/95        |
| #6: Montevallo 2/5/94      | UAB 1/27/90          | N. Carolina 4/1/95     |
| #7: Auburn 3/4/95          | Florida 2/28/95      | Texas 3/24/90          |
| #8: Montevallo 2/25/95     | LSU 2/22/95          | Missouri 3/12/21       |
| #9: Kentucky 1/29/95       | S. Carolina 1/21/95  | La-Monroe 12/30/92     |
| #10: Central Ark 12/1/21   | Alabama 2/15/95      | Oral Roberts 3/27/21   |
| #11: S. Carolina 2/15/92   | Alabama 11/29/89     | Alabama St. 12/2/91    |
| #12: Texas A&M 3/6/21      | S. Carolina 3/2/21   | St. Louis 12/26/97     |
| #13: Penn 11/28/21         | S. Carolina 1/9/93   | San Diego St. 12/3/81  |
| #14: Vanderbilt 2/7/98     | Alabama 2/13/93      | St. John's 3/20/93     |
| #15: Tenn State 11/27/00   | Miss State 1/31/98   | Jackson St. 12/28/91   |
| #16: UNI 11/17/21          | S. Alabama 12/30/91  | Tennessee 3/6/98       |
| #17: SE Mo. State 11/27/82 | Florida 2/6/93       | Siena 3/11/99          |
| #18: Texas A&M 2/24/15     | S. Carolina 3/5/15   | VCU 11/18/07           |
| #19: Wofford 11/9/07       | Wake Forest 12/23/98 | N. Mexico St. 11/21/98 |
| #20: LSU 2/27/21           | LSU 1/22/99          | Texas * 3/12/89        |
| #21: North Texas 12/05/00  | -- (0-1)             | Wofford 3/19/15        |
| #22: Providence 1/23/99    | Memphis 1/10/98      | Miss State 3/6/99      |
| #23: Vanderbilt 1/10/15    | Georgia 1/6/15       | --                     |
| #24: Florida 2/16/21       | Ole Miss 2/14/15     | --                     |
| #25: Iona 11/30/14         | -- (0-1)             | -- (0-1)               |

## LAST TIME HOGS WON VS TOP 25

| • HOME •                | • ROAD •            | • NEUTRAL •         |
|-------------------------|---------------------|---------------------|
| #1: -- (0-2)            | -- (0-2)            | N. Carolina 2/12/84 |
| #2: Florida 2/5/13      | -- (0-5)            | UCLA 3/16/78        |
| #3: -- (0-1)            | -- (0-3)            | -- (0-11)           |
| #4: Oklahoma 12/30/08   | Kentucky 2/9/94     | Tennessee 3/15/08   |
| #5: Texas A&M 1/27/16   | -- (0-1)            | -- (0-2)            |
| #6: Alabama 2/24/21     | -- (0-5)            | Duke 4/4/94         |
| #7: Texas 1/6/09        | -- (0-1)            | -- (0-4)            |
| #8: Alabama 1/6/07      | Kentucky 1/25/92    | -- (0-1)            |
| #9: --                  | Arizona 12/6/92     | Arizona 4/2/94      |
| #10: Florida 2/18/06    | Missouri 2/13/21    | LSU 3/11/00         |
| #11: Missouri 12/5/95   | Texas 2/1/79        | Missouri 11/28/80   |
| #12: Texas 2/6/82       | -- (0-5)            | Fresno St. 11/29/97 |
| #13: Kentucky 1/14/14   | -- (0-1)            | Virginia 3/26/95    |
| #14: Auburn 2/27/18     | -- (0-3)            | Georgetown 11/27/94 |
| #15: Miss State 1/7/12  | -- (0-2)            | -- (0-3)            |
| #16: LSU 1/20/07        | -- (0-4)            | Florida 3/10/06     |
| #17: Ole Miss 2/5/10    | Kentucky 2/27/14    | -- (0-1)            |
| #18: Vanderbilt 3/1/08  | Ole Miss 1/31/08    | Vanderbilt 3/14/08  |
| #19: Auburn 3/5/00      | LSU 2/2/19          | Alabama 3/21/91     |
| #20: Michigan 1/21/12   | Alabama 2/28/01     | Marquette 3/16/96   |
| #21: Texas A&M 2/15/17  | S. Carolina 2/15/17 | Texas Tech 3/21/21  |
| #22: Kentucky 2/23/11   | -- (0-1)            | --                  |
| #23: LSU 3/3/92         | Texas 3/3/91        | Florida 3/9/18      |
| #24: UAB 1/2/00         | -- (0-1*)           | Indiana * 3/21/08   |
| #25: Vanderbilt 1/31/12 | -- (0-0)            | Syracuse 3/19/95    |

# ARKANSAS POLL HISTORY

\* - Coaches Poll was UPI from 1950-51 to 1991-92 • USA Today from 1992-93 to pres.

|  | AP • Muss Era • Current Strk   |                              |                   | Coaches • Muss Era • Current Strk |          |          |
|--|--------------------------------|------------------------------|-------------------|-----------------------------------|----------|----------|
| <b>Weeks in Top 25</b>                   | <b>274</b>                     | <b>9</b>                     | <b>9</b>          | <b>8</b>                          | <b>8</b> |          |
| • Weeks in Top 10                        | 121                            | 3                            | 1                 | 4                                 | 1        |          |
| • Weeks in Top 5                         | 65                             | -                            | -                 | -                                 | -        |          |
| • Weeks at #1                            | 12                             | -                            | -                 | -                                 | -        |          |
| <b>Ranked in Final Poll</b>              | <b>17</b>                      | <b>1</b>                     | <b>1</b>          | <b>18</b>                         | <b>1</b> | <b>1</b> |
| • In Final Top 10                        | 10                             | 1                            | 1                 | 12                                | 1        | 1        |
| • In Final Top 5                         | 5                              | -                            | -                 | 3                                 | -        | -        |
| • Final at #1                            | -                              | -                            | -                 | 1                                 | -        | -        |
| <b>Most Consecutive Weeks at #1:</b>     | <b>5 (12/12/93 - 12/12/94)</b> |                              |                   |                                   |          |          |
| <b>Most Consecutive Weeks in Top 5:</b>  | <b>--</b>                      |                              |                   |                                   |          |          |
| <b>Most Consecutive Weeks in Top 10:</b> | <b>--</b>                      |                              |                   |                                   |          |          |
| <b>Consecutive Weeks Ranked.....</b>     |                                |                              |                   |                                   |          |          |
| <b>In at Least 1 Poll:</b>               | 55 (12/12/89 - Final '92)      |                              |                   |                                   |          |          |
|  | 52 (Wk3 '93-94-Pre '95)        |                              |                   |                                   |          |          |
|  | 39 (Wk13 '81-Wk3 '83)          |                              |                   |                                   |          |          |
|  | 31 (Wk2 '76-Final '78)         |                              |                   |                                   |          |          |
|  | 28 (Wk3 '98-Wk 12-'99)         |                              |                   |                                   |          |          |
| <b>AP Only:</b>                          | 53 (Pre '90-Final '92)         |                              |                   |                                   |          |          |
|  | 52 (Wk3 '93-Preseason '95)     |                              |                   |                                   |          |          |
| <b>Coaches Only:</b>                     | <b>--</b>                      |                              |                   |                                   |          |          |
|  |                                |                              |                   |                                   |          |          |
| <b>In Top 25 Match-Ups</b>               | <b>44-48</b>                   | <b>H: 15-5</b>               | <b>A: 5-15</b>    | <b>N: 24-28</b>                   |          |          |
| ^Last Time                               |                                | 2/24/21                      | 2/28/15           | 3/29/21                           |          |          |
| • Top 10 Match-Ups                       | <b>9-14</b>                    | <b>H: 1-3</b>                | <b>A: 2-0</b>     | <b>N: 6-11</b>                    |          |          |
| ^Last Time                               |                                | 1/29/95                      | 2/9/94            | 3/29/21                           |          |          |
| • Top 5 Match-Ups                        | <b>2-7</b>                     | <b>H: 0-2</b>                | <b>A: 1-0</b>     | <b>N: 1-5</b>                     |          |          |
| ^Last Time                               |                                | 2/10/91                      | 2/9/94            | 3/12/95                           |          |          |
| • 1 vs 2                                 | #2 ARK vs #1 UNLV @Barnhill    | UNLV W, 112-105 (02/10/1991) |                   |                                   |          |          |
| <b>Last Time Beat Top 25</b>             | <b>H: 2/25/21</b>              | <b>A: 2/13/21</b>            | <b>N: 3/21/21</b> |                                   |          |          |
|  | #6 BAMA                        | @ #10 MIZ                    | #21 TTU @ NCAA    |                                   |          |          |
| <b>Last Time Beat Top 10</b>             | <b>H: 2/25/21</b>              | <b>A: 2/13/21</b>            | <b>N: 3/15/08</b> |                                   |          |          |
|  | #6 BAMA                        | @ #10 MIZ                    | #4 TEN @ SEC      |                                   |          |          |
| <b>Last Time Beat Top 5</b>              | <b>H: 1/27/16</b>              | <b>A: 2/9/94</b>             | <b>N: 3/15/08</b> |                                   |          |          |
|  | #5 A&M                         | @ #4 UK                      | #4 TEN @ SEC      |                                   |          |          |
| <b>Last Time Beat #1</b>                 | <b>--</b>                      | <b>--</b>                    | <b>N: 2/12/84</b> |                                   |          |          |
|  |                                |                              | #1 UNC @ PB       |                                   |          |          |
| <b>Most Consecutive Wins vs Top 25</b>   | <b>5</b>                       | 12/9/17 - 3/9/18             |                   |                                   |          |          |
|  | <b>5</b>                       | 11/27/94 - 3/11/95           |                   |                                   |          |          |
| <b>Last Consecutive Wins vs Top 25</b>   | 2/13/21                        | @ #10 Missouri               |                   |                                   |          |          |
|  | 2/25/21                        | vs #6 Alabama                |                   |                                   |          |          |
|  | 3/21/21                        | vs #21 Texas Tech @ NCAA     |                   |                                   |          |          |
| <b>Most Gms vs Top 25 Season</b>         | <b>11</b>                      | <b>1994-95 (8-3)</b>         |                   |                                   |          |          |
|  | <b>11</b>                      | <b>1999-00 (4-7)</b>         |                   |                                   |          |          |
| <b>Most Wins vs Top 25 Season</b>        | <b>8</b>                       | <b>1994-95 (8-3)</b>         |                   |                                   |          |          |
| <b>Most Gms vs Top 10 Season</b>         | <b>5</b>                       | <b>2001-02 (2-3)</b>         |                   |                                   |          |          |
|  | <b>5</b>                       | <b>1994-95 (2-3)</b>         |                   |                                   |          |          |
|  | <b>5</b>                       | <b>1992-93 (3-2)</b>         |                   |                                   |          |          |
| <b>Most Wins vs Top 10 Season</b>        | <b>3</b>                       | <b>1992-93 (5 gms)</b>       |                   |                                   |          |          |
| ^Last Consecutive Wins vs Top 10         |                                | 2/13/21 @ #10 Missouri       |                   |                                   |          |          |
|  |                                | 2/25/21 vs #6 Alabama        |                   |                                   |          |          |

# Musselman and the Polls

| AS RANKED TEAM: 54-14 |       |                          |          |        |           | H: 27-1         |       | A: 13-6                |             | N: 14-7 |        |
|-----------------------|-------|--------------------------|----------|--------|-----------|-----------------|-------|------------------------|-------------|---------|--------|
| VS RANKED TEAM: 5-9   |       |                          |          |        |           | H: 1-3          |       | A: 1-3                 |             | N: 3-3  |        |
| • AT NEVADA •         |       |                          |          |        |           | • AT ARKANSAS • |       |                        |             |         |        |
| AS RANKED TEAM: 38-12 |       |                          |          |        |           | H: 18-1         |       | A: 12-6                |             | N: 8-5  |        |
| VS RANKED TEAM: 2-3   |       |                          |          |        |           | H: 0-0          |       | A: 0-1                 |             | N: 2-2  |        |
| RANK: AP/COACH        |       |                          |          |        |           | RANK: AP/COACH  |       |                        |             |         |        |
| NEV                   | OPP   | OPPONENT                 | DATE     | RESULT |           | ARK             | OPP   | OPPONENT               | DATE        | RESULT  |        |
| RV/RV                 | 17/19 | at Saint Mary's          | 11/11/16 | L      | 63 81     | RV/RV           | 10/12 | KENTUCKY               | 01/18/20    | L       | 66 73  |
| RV/-                  | 23/20 | vs Iowa State (NCAA)     | 03/17/17 | L      | 73 84     | --              | 11/10 | AUBURN                 | 02/04/20 OT | L       | 76 79  |
| 22/24                 | RV/RV | at Texas Tech            | 12/05/17 | OT     | L 76 82   | RV/RV           | 12/12 | MISSOURI               | 01/02/21    | L       | 68 81  |
| 22/24                 | 20/20 | vs TCU (HOF Classic)     | 12/08/17 |        | L 80 84   | RV/RV           | 9/8   | at Tennessee           | 01/06/21    | L       | 74 79  |
| 23/RV                 | -     | at Wyoming               | 01/24/18 | 2OT    | L 103 104 | RV/RV           | RV/24 | at Alabama             | 01/16/21    | L       | 59 90  |
| 23/23                 | -     | UNLV                     | 02/07/18 |        | L 78 86   | RV/RV           | 10/10 | at Missouri            | 02/13/21    | OT W    | 85 81  |
| 23/23                 | -     | SAN DIEGO STATE          | 02/10/18 |        | W 83 58   | 24/RV           | RV/RV | FLORIDA                | 02/16/21    | W       | 75 64  |
| 24/24                 | -     | at Boise State           | 02/14/18 |        | W 77 72   | 20/20           | 6/7   | ALABAMA                | 02/25/21    | W       | 81 66  |
| 24/24                 | -     | at Utah State            | 02/17/18 |        | W 93 87   | 20/20           | RV/RV | LSU                    | 02/27/21    | W       | 83 75  |
| 20/22                 | -     | SAN JOSE STATE           | 02/21/18 |        | W 80 67   | 12/13           | --    | at South Carolina      | 03/02/21    | W       | 101 73 |
| 20/22                 | -     | COLORADO STATE           | 02/25/18 |        | W 92 83   | 12/13           | --    | Texas A&M              | 03/06/21    | W       | 87 80  |
| 21/21                 | -     | at UNLV                  | 02/28/18 |        | W 101 75  | 8/8             | --    | Missouri (SEC)         | 03.12.21    | W       | 70 64  |
| 21/21                 | -     | at San Diego State       | 03/03/18 |        | L 74 79   | 8/8             | --    | LSU (SEC)              | 03/13/21    | L       | 70 78  |
| 22/22                 | -     | vs UNLV (MWC)            | 03/08/18 |        | W 79 74   | 10/10           | --    | vs Colgate (NCAA)      | 03/19/21    | W       | 86 68  |
| 22/22                 | -     | vs San Diego State (MWC) | 03/09/18 |        | L 73 90   | 10/10           | 21/21 | vs Texas Tech (NCAA)   | 03/21/21    | W       | 68 66  |
| 22/25                 | -     | vs Texas (NCAA)          | 03/16/18 | OT W   | 87 83     | 10/10           | --    | vs Oral Roberts (NCAA) | 03/27/21    | W       | 72 70  |
| 22/25                 | 8/10  | vs Cincinnati (NCAA)     | 03/18/18 |        | W 75 73   | 10/10           | 3/3   | vs Baylor (NCAA)       | 03/29/21    | L       | 72 81  |
| 22/25                 | RV/RV | vs Loyola-Chicago (NCAA) | 03/22/18 |        | L 68 69   | 16/15           | --    | MERCER                 | 11/08/21    | W       | 74 61  |
| 7/9                   | -     | BYU                      | 11/06/18 |        | W 86 70   | 16/15           | --    | GARDNER-WEBB           | 11/13/21    | W       | 86 69  |
| 7/9                   | -     | PACIFIC                  | 11/09/18 |        | W 83 61   | 16/15           | --    | NORTHERN IOWA          | 11/17/21    | W       | 93 80  |
| 6/9                   | -     | LITTLE ROCK              | 11/16/18 |        | W 87 59   | 13/12           | --    | vs Kansas State (HOF)  | 11/22/21    | W       | 72 64  |
| 6/9                   | -     | CALIFORNIA BAPTIST       | 11/19/18 |        | W 90 55   | 13/12           | --    | vs Cincinnati (HOF)    | 11/23/21    | W       | 73 67  |
| 6/9                   | -     | vs Tulsa                 | 11/22/18 |        | W 96 86   | 13/12           | --    | PENN                   | 11/28/21    | W       | 76 60  |
| 6/7                   | -     | vs. UMass                | 11/23/18 |        | W 110 87  | 10/9            | --    | CENTRAL ARKANSAS       | 12/01/21    | W       | 97 60  |
| 5/6                   | -     | at Loyola-Chicago        | 11/27/18 |        | W 79 65   |                 |       |                        |             |         |        |
| 5/6                   | -     | at Southern Cal          | 12/01/18 |        | W 73 61   |                 |       |                        |             |         |        |
| 5/6                   | 20/20 | vs Arizona State         | 12/07/18 |        | W 72 66   |                 |       |                        |             |         |        |
| 5/6                   | -     | vs Grand Canyon          | 12/09/18 |        | W 74 66   |                 |       |                        |             |         |        |
| 7/7                   | -     | SOUTH DAKOTA STATE       | 12/15/18 |        | W 72 68   |                 |       |                        |             |         |        |
| 5/6                   | -     | AKRON                    | 12/22/18 |        | W 68 62   |                 |       |                        |             |         |        |
| 5/6                   | -     | at Utah                  | 12/29/18 |        | W 86 71   |                 |       |                        |             |         |        |
| 6/5                   | -     | UTAH STATE               | 01/02/19 |        | W 72 49   |                 |       |                        |             |         |        |
| 6/5                   | -     | at New Mexico            | 01/05/19 |        | L 58 85   |                 |       |                        |             |         |        |
| 10/11                 | -     | SAN JOSE STATE           | 01/09/19 |        | W 92 53   |                 |       |                        |             |         |        |
| 10/11                 | -     | at Fresno State          | 01/12/19 |        | W 74 64   |                 |       |                        |             |         |        |
| 10/10                 | -     | at Boise State           | 01/15/19 |        | W 72 71   |                 |       |                        |             |         |        |
| 10/10                 | -     | AIR FORCE                | 01/19/19 |        | W 67 52   |                 |       |                        |             |         |        |
| 7/7                   | -     | COLORADO STATE           | 01/23/19 |        | W 100 60  |                 |       |                        |             |         |        |
| 8/7                   | -     | at UNLV                  | 01/29/19 |        | W 87 70   |                 |       |                        |             |         |        |
| 8/7                   | -     | BOISE STATE              | 02/02/19 |        | W 93 73   |                 |       |                        |             |         |        |
| 5/6                   | -     | at Colorado State        | 02/06/19 |        | W 98 82   |                 |       |                        |             |         |        |
| 5/6                   | -     | NEW MEXICO               | 02/09/19 |        | W 91 62   |                 |       |                        |             |         |        |
| 7/6                   | -     | at Wyoming               | 02/16/19 |        | W 82 49   |                 |       |                        |             |         |        |
| 5/6                   | -     | at San Diego State       | 02/20/19 |        | L 57 65   |                 |       |                        |             |         |        |
| 5/6                   | -     | FRESNO STATE             | 02/23/19 |        | W 74 68   |                 |       |                        |             |         |        |
| 12/13                 | -     | UNLV                     | 02/27/19 |        | W 89 73   |                 |       |                        |             |         |        |
| 12/13                 | -     | at Utah State            | 03/02/19 |        | L 76 81   |                 |       |                        |             |         |        |
| 17/18                 | -     | at Air Force             | 03/05/19 |        | W 90 79   |                 |       |                        |             |         |        |
| 17/18                 | -     | SAN DIEGO STATE          | 03/09/19 |        | W 81 53   |                 |       |                        |             |         |        |
| 14/17                 | -     | vs Boise State           | 03/14/19 |        | W 77 69   |                 |       |                        |             |         |        |
| 14/17                 | -     | vs San Diego State       | 03/15/19 |        | L 56 65   |                 |       |                        |             |         |        |
| 14/20                 | -/RV  | vs Florida (NCAA)        | 03/21/19 |        | L 61 70   |                 |       |                        |             |         |        |

# VERSUS 2021-22 OPPONENTS

## NON-CONFERENCE

| School           | Gms | Series Record         | H   | A   | N   | Last Meeting              |
|------------------|-----|-----------------------|-----|-----|-----|---------------------------|
| Central Arkansas | 7   | Arkansas Leads, 7-0   | 4-0 | 3-0 | 0-0 | H - W, 100-75 (12/12/20)  |
| Charlotte        | 1   | Arkansas Leads, 1-0   | 1-0 | 0-0 | 0-0 | H - W, 80-67 (12/28/11)   |
| Cincinnati       | 5   | Arkansas Trails, 2-3  | 0-1 | 0-1 | 2-1 | N - W, 73-67 (11/23/21)   |
| Elon             | 1   | Arkansas Leads, 1-0   | 1-0 | 0-0 | 0-0 | W - H, 96-52 (12/29/01)   |
| Gardner-Webb     | 2   | Arkansas Leads, 2-0   | 2-0 | 0-0 | 0-0 | H - W, 86-69 (11/13/21)   |
| Hofstra          | 2   | Arkansas Leads, 2-0   | 1-0 | 0-0 | 1-0 | N - 94-64 @ PB (01/04/78) |
| Kansas State     | 12  | Arkansas Trails, 4-8  | 2-1 | 1-2 | 1-5 | N - W, 72-64 (11/22/21)   |
| Little Rock      |     | • First Meeting •     |     |     |     |                           |
| Mercer           | 6   | Arkansas Leads, 5-1   | 2-0 | 0-0 | 3-1 | H - W, 74-61 (11/09/21)   |
| Northern Iowa    | 1   | Arkansas Leads, 1-0   | 1-0 | 0-0 | 0-0 | H - W, 93-80 (11/17/21)   |
| Oklahoma         | 28  | Arkansas Leads, 16-12 | 8-5 | 3-7 | 5-0 | N - W, 92-83 (11/23/17)   |
| Penn             | 1   | Arkansas Leads, 1-0   | 1-0 | 0-0 | 0-0 | H - W, 76-60 (1/28/21)    |

## SOUTHEASTERN CONFERENCE

| School            | Gms | Series Record          | H     | A     | N    | Last Meeting             |
|-------------------|-----|------------------------|-------|-------|------|--------------------------|
| Alabama           | 65  | Arkansas Leads, 36-29  | 20-6  | 8-21  | 8-2  | H - W, 81-66 (02/24/21)  |
| • SEC Only        | 55  | Arkansas Leads, 29-26  | 20-6  | 8-19  | 1-1  |                          |
| Auburn            | 56  | Arkansas Leads, 36-20  | 22-5  | 13-14 | 1-1  | H - W, 75-73 (01/20/21)  |
| • SEC Only        | 55  | Arkansas Leads, 36-19  | 22-5  | 13-14 | 1-0  |                          |
| Florida           | 39  | Arkansas Trails, 13-26 | 9-7   | 2-14  | 2-5  | H - W, 75-64 (02/16/21)  |
| • SEC Only        | 39  | SAME                   |       | SAME  |      |                          |
| Georgia           | 40  | Arkansas Leads, 24-16  | 12-3  | 6-10  | 6-3  | H - W, 99-69 (01/09/21)  |
| • SEC Only        | 40  | SAME                   |       | SAME  |      |                          |
| Kentucky          | 45  | Arkansas Trails, 12-33 | 7-8   | 4-15  | 1-10 | A - W, 81-80 (02/09/21)  |
| • SEC Only        | 40  | Arkansas Trails, 12-28 | 7-8   | 4-13  | 1-8  |                          |
| LSU               | 72  | Arkansas Leads, 38-34  | 21-8  | 12-19 | 5-7  | N - L, 78-71 (03/13/21)  |
| • SEC Only        | 63  | Arkansas Leads, 34-29  | 21-8  | 11-18 | 2-3  |                          |
| Ole Miss          | 83  | Arkansas Leads, 50-33  | 17-11 | 9-20  | 24-2 | H - W, 74-59 (01/27/21)  |
| • SEC Only        | 54  | Arkansas Leads, 28-27  | 17-10 | 9-18  | 1-0  |                          |
| Mississippi State | 65  | Arkansas Leads, 34-31  | 22-8  | 7-22  | 5-1  | H - W, 61-45 (02/02/21)  |
| • SEC Only        | 56  | Arkansas Leads, 29-27  | 21-7  | 6-20  | 2-0  |                          |
| Missouri          | 56  | Arkansas Leads, 30-26  | 17-10 | 11-16 | 2-0  | N - W, 70-64 (03/12/21)  |
| • SEC Only        | 19  | Arkansas Leads, 11-8   | 7-2   | 3-6   | 1-0  |                          |
| South Carolina    | 36  | Arkansas Leads, 21-15  | 11-5  | 7-8   | 3-2  | A - W, 101-73 (03/02/21) |
| • SEC Only        | 36  | SAME                   |       | SAME  |      |                          |
| Tennessee         | 44  | Arkansas Trails, 21-23 | 11-4  | 4-14  | 6-5  | A - L, 79-74 (01/06/21)  |
| • SEC Only        | 40  | Arkansas Trails, 18-22 | 11-4  | 4-14  | 3-4  |                          |
| Texas A&M         | 161 | Arkansas Leads, 104-57 | 59-15 | 38-38 | 7-4  | H - W, 87-80 (03/06/21)  |
| • SEC Only        | 15  | Arkansas Leads, 9-6    | 7-1   | 2-5   | 0-0  |                          |
| Vanderbilt        | 41  | Arkansas Leads, 29-12  | 16-3  | 8-8   | 5-1  | H - W, 92-71 (01/23/21)  |
| • SEC Only        | 39  | Arkansas Leads, 28-11  | 15-3  | 8-7   | 5-1  |                          |

## AT THE SEC TOURNEY

Overall: ..... 28-28  
 1st Rd: ..... 4-10  
 2nd Rd: ..... 1-2  
 Quarterfinal: ..... 15-2  
 Semifinal: ..... 7-8  
 Final: ..... 1-6

## RECORD BY OPPONENT

| Opponent          | Record | Last Meeting           |
|-------------------|--------|------------------------|
| Alabama           | 1-1    | 1995, W, 69-58 (Semis) |
| Auburn            | 1-0    | 2000, W, 75-67 (Final) |
| Florida           | 2-5    | 2019, L, 66-50 (2nd)   |
| Georgia           | 6-3    | 2015, W, 60-49 (Semis) |
| Kentucky          | 1-9    | 2021, L, 82-65 (Final) |
| LSU               | 2-3    | 2021, L, 78-71 (Semis) |
| Ole Miss          | 1-0    | 2017, W, 73-72 (Quart) |
| Mississippi State | 2-0    | 2007, W, 81-72 (Semis) |
| Missouri          | 1-0    | 2021, W, 70-64 (Quart) |
| South Carolina    | 3-2    | 2018, W, 69-64 (2nd)   |
| Tennessee         | 3-4    | 2018, L, 84-66 (Semis) |
| Texas A&M         | 0-0    | n/a                    |
| Vanderbilt        | 5-1    | 2020, W, 86-73 (1st)   |

## AT THE NCAA TOURNEY

Overall: ..... 45-33  
 1st Rd: ..... 17-8  
 2nd Rd: ..... 10-10  
 Sweet 16: ..... 7-5  
 Elite 8: ..... 6-4  
 Final Four: ..... 2-4  
 Championship: ..... 1-1  
 Regional/Final Consolations: ..... 2-1

## RECORD BY OPPONENT

| Opponent         | Record | Last Meeting                 |
|------------------|--------|------------------------------|
| Alabama          | 1-0    | 1991, W, 93-70 (Sweet 16)    |
| Arizona          | 1-0    | 1994, W, 91-82 (Final 4)     |
| Arizona State    | 1-0    | 1991, W, 97-90 (2nd)         |
| Baylor           | 0-1    | 2021, L, 81-72 (Elite 8)     |
| Bucknell         | 0-1    | 2006, L, 59-55 (1st)         |
| Butler           | 0-1    | 2018, L, 79-62 (1st)         |
| Cal St-Fullerton | 1-0    | 1979, W, 61-58 (Elite 8)     |
| Cincinnati       | 0-1    | 1958, L, 97-62 (Final 4 con) |
| Colgate          | 1-0    | 2021, W, 85-68 (1st)         |
| Dayton           | 1-0    | 1990, W, 86-84 (2nd)         |
| Duke             | 1-1    | 1994, W, 76-72 (Final)       |
| Georgetown       | 1-1    | 2001, L, 63-61 (1st)         |
| Georgia State    | 1-0    | 1991, W, 117-76 (1st)        |
| Holy Cross       | 1-0    | 1993, W, 94-64 (1st)         |
| Indiana          | 1-0    | 2008, W, 86-72 (1st)         |
| Indiana State    | 0-1    | 1980, L, 73-71 (Elite 8)     |
| Iowa             | 1-1    | 1999, L, 82-72 (2nd)         |
| Kansas           | 0-1    | 1991, L, 93-71 (Elite 8)     |
| Kansas State     | 0-2    | 1982, L, 65-64 (2nd)         |
| Kentucky         | 0-1    | 1979, L, 64-59 (Final 4)     |
| LSU              | 0-1    | 1981, L, 75-56 (Sweet 16)    |
| Louisville       | 2-2    | 1989, L, 93-74 (2nd)         |
| Loyola-Marymount | 1-0    | 1989, W, 120-101 (1st)       |
| Marquette        | 1-0    | 1996, W, 65-56 (2nd)         |
| UMass            | 0-1    | 1996, L, 79-63 (Sweet 16)    |
| Memphis          | 1-1    | 1995, W, 96-91 OT (Sweet 16) |
| Mercer           | 1-0    | 1981, W, 73-67 (1st)         |
| Miami (Fla.)     | 0-1    | 2000, L, 75-71 (1st)         |
| Michigan         | 1-0    | 1994, W, 76-68 (Elite 8)     |
| Murray State     | 1-0    | 1992, W, 80-60 (1st)         |
| Nebraska         | 1-0    | 1998, W, 74-65 (1st)         |

# #PROHOGS

40

NBA Draft  
Selections

16

All-Star Game  
Appearances

14

All-Defensive  
Team Honors



## PATRICK BEVERLEY

- 10th Year in NBA
- 3x NBA All-Defensive Team
- 2009 - 2nd RD/42nd overall



## ISAIAH JOE

- 2nd Year in NBA
- 2020 - 2nd RD/49th overall



## DANIEL GAFFORD

- 3rd Year in NBA
- 2019 - 2nd RD/38th overall



## MOSES MOODY

- 1st Year in NBA
- 1st Hog to be "1 & Done"
- 2021 - 1st RD/14th Pick



## BOBBY PORTIS

- 7th Year in NBA
- 2021 NBA Champion
- 2015 - 1st RD/22nd overall

13

First Round  
Draft Picks

7

All-NBA  
Selections

5

NBA  
Champions



## PROHOGS AROUND THE WORLD

|                  |                                 |
|------------------|---------------------------------|
| Adrio Bailey     | Sopron KC (Hungary)             |
| Jaylen Barford   | Astana (Kazakhstan)             |
| Coty Clarke      | Toyama Grouses (Japan)          |
| Jeantal Cylla    | Union SF (Argentina)            |
| Jabril Durham    | Fortitudo (Italy)               |
| Courtney Fortson | Bney Herzliya (Israel)          |
| Sergio Gipson    | Triplets (USA BIG3)             |
| Dusty Hannahs    | Adelaide 36ers (Australia)      |
| Delvon Johnson   | Usti n/Labem (Czech Republic)   |
| Joe Johnson      | Triplets (USA BIG3)             |
| Mason Jones      | South Bay Lakers (NBA G League) |
| Moses Kingsley   | Ionikos (Greece)                |
| Daryl Macon      | Panathinaikos (Greece)          |
| Rashad Madden    | Brno (Czech Republic)           |
| Jannero Pargo    | Triplets (USA BIG3)             |
| Michael Qualls   | Craiova (Romania)               |
| Jalen Tate       | Giessen 46ers (Germany)         |
| Charles Thomas   | Nantes (France)                 |
| Dustin Thomas    | Ironi Nahariya (Israel)         |
| Jimmy Whitt Jr.  | Cleveland Charge (NBA G League) |







## ERIC MUSSELMAN

### ARKANSAS HEAD COACH

#### San Diego, 1987

52-19 • 2nd year as Arkansas head coach  
162-53 • 7th year as collegiate head coach  
503-291 • 14 seasons as professional head coach

- 1996 USBL Coach of the Year
- 2003 NBA Coach of the Year Runner-Up
- 2012 NBA D-League Coach of the Year
- 2016 Bleacher Report's Mountain West Coach of the Year
- 2017 USBWA District VIII Coach of the Year
- 2018 USBWA District VIII Coach of the Year
- 2018 NABC District 17 Coach of the Year
- 2018 Mountain West Coach of the Year
- 2021 Jim Phelan Coach of the Year Finalist
- 2021 Werner Ladder Naismith Coach of the Year Semifinalist
- 2021 Basketball Times Midlands District Coach of the Year

## COLLEGIATE HEAD COACHING RECORD

| Year          | Overall       | Conf         | Finish          | Conf Tourn | NCAA/CBI Postseason              |
|---------------|---------------|--------------|-----------------|------------|----------------------------------|
| 2015-16       | 24-14         | 10-8         | MW (T4th)       | 1-1        | 5-1 • CBI Champion               |
| 2016-17       | 28-7          | 14-4         | <b>MW (1st)</b> | 3-0 *      | 0-1 • #12 seed NCAA 1st Rd       |
| 2017-18       | 29-8          | 15-3         | <b>MW (1st)</b> | 1-1        | 2-1 • #7 seed NCAA Sweet 16      |
| 2018-19       | 29-5          | 15-3         | <b>MW (1st)</b> | 1-1        | 0-1 • #7 seed NCAA 1st Rd        |
| 2019-20       | 20-12         | 7-11         | SEC (T10th)     | 1-0 +      | Canceled                         |
| 2020-21       | 25-7          | 13-4         | SEC (2nd)       | 1-1        | 3-1 • #3 seed Elite 8            |
| 2021-22       | 7-0           | --           | --              | --         | --                               |
| <b>Totals</b> | <b>162-53</b> | <b>74-33</b> |                 | <b>8-4</b> | <b>10-5 (5-4 NCAA / 5-1 CBI)</b> |

\* - Tournament champion / + - SEC Tourney canceled after Rd 1

## MUSSELMAN'S CAREER AS HEAD COACH

NOTE: Professional basketball DOES NOT count postseason toward season W-L record nor to head coach W-L record

| Year    | Team            | League   | Record | Note for the Season                           | Reg. Season Div./Conf. Finish | Postseason                    |
|---------|-----------------|----------|--------|---|-------------------------------|-------------------------------|
| 1989-90 | Rapid City      | CBA      | 42-14  | <b>MOST WINS IN CBA</b>                       | 1st National Conf.            | Finals (8-8) *                |
| 1991-92 | Rapid City      | CBA      | 37-19  | <b>2nd-most wins in CBA</b>                   | 1st National Conf.            | Finals (9-7) *                |
| 1992-93 | Rapid City      | CBA      | 44-12  | <b>MOST WINS IN CBA</b>                       | 1st National Conf.            | Conf. Finals (5-3) *          |
| 1993-94 | Rapid City      | CBA      | 37-19  | <b>MOST WINS IN CBA</b>                       | 1st National Conf.            | Conf. Finals (5-5) *          |
| 1994-95 | Rapid City      | CBA      | 31-25  | 6th-most wins in CBA                          | 5th National Conf.            | Conf. 1st Rd (0-2) *          |
| 1995-96 | Florida         | CBA      | 41-15  | <b>MOST WINS IN CBA</b>                       | 1st National Conf.            | Conf. Finals (5-3) *          |
| 1996-97 | Florida         | CBA      | 38-18  | <b>2nd-most wins in CBA</b>                   | 1st American Conf.            | Finals (7-6) *                |
| 1995    | Florida         | USBL     | 25-2   | <b>MOST WINS IN USBL</b>                      | 1st Overall                   | Champion (1-0) *              |
| 1996    | Florida         | USBL     | 28-1   | <b>MOST WINS IN USBL</b>                      | 1st Southern Div.             | Champion (3-0) *              |
| 2002-03 | Golden State    | NBA      | 38-44  | 6th Pacific Division                          | 11th Western Conf.            | --                            |
| 2003-04 | Golden State    | NBA      | 37-45  | T4th Pacific Division                         | 11th Western Conf.            | --                            |
| 2006-07 | Sacramento      | NBA      | 33-49  | 5th Pacific Division                          | 11th Western Conf.            | --                            |
| 2010-11 | Reno            | D-League | 34-16  | <b>2nd-most wins in NBADL</b>                 | 1st Western Conf.             | Semifinals (2-3) *            |
| 2011-12 | Los Angeles     | D-League | 38-12  | <b>MOST WINS IN NBADL</b>                     | 1st Western Conf.             | Finals (5-2) *                |
| 2015-16 | Nevada          | NCAA     | 24-14  | <b>Led NCAA in FT Made</b>                    | T4th Mountain West            | CBI Champion (5-1)            |
| 2016-17 | Nevada          | NCAA     | 28-7   | T16th for Most wins NCAA                      | 1st Mountain West             | #12 seed - NCAA 1st Rd (0-1)  |
| 2017-18 | Nevada          | NCAA     | 29-8   | 2nd in NCAA in A-T0 ratio                     | 1st Mountain West             | #7 seed - NCAA Sweet 16 (2-1) |
| 2018-19 | Nevada          | NCAA     | 29-5   | 7th in NCAA in W-L%                           | 1st Mountain West             | #7 seed - NCAA 1st Rd (0-1)   |
| 2019-20 | Arkansas        | NCAA     | 20-12  | <b>Led NCAA in 3Pt% Def</b>                   | T10th SEC                     | Canceled                      |
| 2020-21 | Arkansas        | NCAA     | 25-7   | <b>NCAA: 2nd FT/11th Scoring</b>              | 2nd SEC                       | #3 seed - NCAA Elite 8 (3-1)  |
| 2021-22 | Arkansas        | NCAA     | 7-0    |   |                               |                               |
| 2010    | Dominican Team  |          | 5-1    | Silver Medal Centrobasket Championship        |                               |                               |
| 2011    | Venezuelan Team |          | 12-9   | 5th FIBA Americas Championship                |                               |                               |
| 2012    | Venezuelan Team |          | 7-4    | Silver Medal FIBA South American Championship |                               |                               |

## MUSSELMAN COMPOSITE COACHING RECORD

| COLLEGIATE           | 7th Yr            | Overall        | Conf                        | Conf Tourn | NCAA/CBI  | ALL POST |
|----------------------|-------------------|----------------|-----------------------------|------------|-----------|----------|
| Nevada               | 4 yrs             | 155-53         | 74-33                       | 8-4        | 5-4 / 5-1 | 18-9     |
| Arkansas             | 3rd yr            | 52-19          | 20-15                       | 6-3        | 2-3 / 5-1 | 13-7     |
| <b>PROFESSIONAL</b>  | <b>14 Seasons</b> | <b>503-291</b> | <b>(50-39 Postseason *)</b> |            |           |          |
| <b>CBA</b>           | <b>7 years</b>    | <b>270-122</b> | <b>(39-34 Postseason*)</b>  |            |           |          |
| Rapid City           | 5 years           | 191-89         | (27-25 Postseason *)        |            |           |          |
| Florida              | 2 years           | 79-33          | (12-9 Postseason *)         |            |           |          |
| <b>USBL</b>          | <b>2 years</b>    | <b>53-3</b>    | <b>(4-0 Postseason *)</b>   |            |           |          |
| Florida              | 2 years           | 53-3           | (4-0 Postseason *)          |            |           |          |
| <b>NBA</b>           | <b>3 years</b>    | <b>108-138</b> | <b>--</b>                   |            |           |          |
| Golden State         | 2 years           | 75-89          | --                          |            |           |          |
| Sacramento           | 1 year            | 33-49          | --                          |            |           |          |
| <b>D-League</b>      | <b>2 years</b>    | <b>72-28</b>   | <b>(7-5 Postseason *)</b>   |            |           |          |
| Reno                 | 1 year            | 34-16          | (2-3 Postseason *)          |            |           |          |
| Los Angeles          | 1 year            | 28-12          | (5-2 Postseason *)          |            |           |          |
| <b>INTERNATIONAL</b> | <b>3 Years</b>    | <b>24-14</b>   | <b>--</b>                   |            |           |          |
| Dominican            | 1 years           | 5-1            | --                          |            |           |          |
| Venezuelan           | 2 years           | 19-13          | --                          |            |           |          |

\* - Note, professional basketball does not include playoff results in W-L record

\* - Musselman's pro record including playoffs is 553-330

## MUSSELMAN STOPS BY YEAR

|            |                                 |                          |       |
|------------|---------------------------------|--------------------------|-------|
| 1989-90    | Head Coach                      | Rapid City Thrillers     | CBA   |
| 1990-91    | Asst. Coach                     | Minnesota Timberwolves   | NBA   |
| 1991-92    | Head Coach                      | Rapid City Thrillers     | CBA   |
| 1992-93    | Head Coach                      | Rapid City Thrillers     | CBA   |
| 1993-94    | Head Coach                      | Rapid City Thrillers     | CBA   |
| 1994-95    | Head Coach                      | Rapid City Thrillers     | CBA   |
| Spring '95 | Head Coach                      | Florida Sharks           | USBL  |
| 1995-96    | Head Coach                      | Florida Beachdogs        | CBA   |
| Spring '96 | Head Coach                      | Florida Sharks           | USBL  |
| 1996-97    | Head Coach                      | Florida Beachdogs        | CBA   |
| 1998-99    | Asst. Coach                     | Orlando Magic            | NBA   |
| 1999-00    | Asst. Coach                     | Orlando Magic            | NBA   |
| 2000-01    | Asst. Coach                     | Atlanta Hawks            | NBA   |
| 2001-02    | Asst. Coach                     | Atlanta Hawks            | NBA   |
| 2002-03    | Head Coach                      | Golden State Warriors    | NBA   |
| 2003-04    | Head Coach                      | Golden State Warriors    | NBA   |
| 2004-05    | Asst. Coach                     | Memphis Grizzlies        | NBA   |
| 2005-06    | Asst. Coach                     | Memphis Grizzlies        | NBA   |
| 2006-07    | Head Coach                      | Sacramento Kings         | NBA   |
| 2007-10    | • DID NOT COACH FOR 3 SEASONS • |                          |       |
| 2010-11    | Head Coach                      | Reno Bighorns            | NBADL |
| 2011-12    | Head Coach                      | Los Angeles Defenders    | NBADL |
| 2012-13    | Asst. Coach                     | Arizona State Sun Devils | NCAA  |
| 2013-14    | Assoc. HC                       | Arizona State Sun Devils | NCAA  |
| 2014-15    | Assoc. HC                       | LSU Tigers               | NCAA  |
| 2015-16    | Head Coach                      | Nevada Wolf Pack         | NCAA  |
| 2016-17    | Head Coach                      | Nevada Wolf Pack         | NCAA  |
| 2017-18    | Head Coach                      | Nevada Wolf Pack         | NCAA  |
| 2018-19    | Head Coach                      | Nevada Wolf Pack         | NCAA  |
| 2019-20    | Head Coach                      | Arkansas Razorbacks      | NCAA  |
| 2020-21    | Head Coach                      | Arkansas Razorbacks      | NCAA  |
| 2021-22    | Head Coach                      | Arkansas Razorbacks      | NCAA  |



## MUSSELMAN AT A GLANCE

Eric Musselman was named Arkansas' 13th head men's basketball coach on April 7, 2019. He has over 30 years of coaching experience, including his seventh as a collegiate head coach and 14 as a professional head coach.

In his first six years as a collegiate head coach, Musselman has won at least 20 games each season (24, 28, 29, 29, 20 and 20), advanced to all five postseasons played (including four straight NCAA tournaments) and reached two NCAA Sweet 16's, including an Elite 8 appearance with the Razorbacks in 2021.

Prior to entering the collegiate head coaching ranks, Musselman was a head coach for seven professional teams, including two seasons with the Golden State Warriors (2002-04) and one with the Sacramento Kings (2006-07). He won over 550 games as a professional head coach with a combined winning percentage of .626 (553-330).

Musselman played collegiately at the University of San Diego and helped the Toreros to NCAA Tournament berths in 1984 and 1987. He was recipient of the program's Bugelli Leadership Award as a senior.

Musselman is married to Danyelle Sargent Musselman, who has worked at ESPN, Fox Sports and the NFL Network as a broadcaster. Musselman has two sons, Michael and Matthew, and the couple has a daughter, Mariah.

Musselman's father Bill was also an NBA head coach and they were the first father-son combination to become head coaches in the NBA.

## MUSSELMAN DID YOU KNOWS

- Named General Manager of CBA's Rapid City Thrillers at age of 22. The next year, became head coach of the Thrillers at he age of 23, the youngest coach in CBA history.
- From 1990-1997, had 26 players called up to the NBA, the highest number in the league during that span.
- Is the only person in CBA history to coach in five league All-Star Games (1990, 1992, 1993, 1994, 1997)
- The first coach in professional basketball history to win 100 games by the age of 28.
- At the age of 37, named head coach of the Golden State Warriors and was the youngest head coach ever hired by an NBA team at the time.
- He and his father, Bill, were first father-son combination to both become head coaches in NBA history.
- In 2003, was runner-up to Gregg Popovich for NBA Coach of the Year Award voting (231 points, including 26 first-place votes).
- Is the CBA's third all-time winningest coach (270-122 in seven seasons) and the most successful coach (54-3 in two seasons) in the history of the United States Basketball League.
- Led CBA in scoring (116.7 ppg) in 1992-93 and was 2nd in NBA in scoring (102.4 ppg) in 2002-03.
- Only needed 130 games to win his 100th game as a collegiate head coach. He was the 27th-fastest coach in NCAA history to reach 100 wins but was the ninth-fastest since 1970.
- In his first season at Arkansas, the Razorbacks led the NCAA in 3-point field goal percentage defense.

## MUSSELMAN VS. ALL OPPONENTS

| Opponent                 | Overall           | at Nevada  | at Arkansas | Last Meeting    |
|--------------------------|-------------------|------------|-------------|-----------------|
| Abilene Christian        | 1-0               | 0-0        | 1-0         | 12/20/20        |
| Air Force                | 7-0               | 7-0        | 0-0         | 03/05/19        |
| Akron                    | 1-0               | 1-0        | 0-0         | 12/22/18        |
| <b>Alabama</b>           | <b>2-1</b>        | <b>0-0</b> | <b>2-1</b>  | <b>02/24/21</b> |
| Arizona State            | 1-0               | 1-0        | 0-0         | 12/07/18        |
| Arkansas-Little Rock     | 1-0               | 1-0        | 0-0         | 11/16/18        |
| <b>Auburn</b>            | <b>2-1</b>        | <b>0-0</b> | <b>2-1</b>  | <b>01/20/21</b> |
| Austin Peay              | 1-0               | 0-0        | 1-0         | 11/12/19        |
| Baylor                   | 0-1               | 0-0        | 0-1         | 03/29/21        |
| Boise State              | 7-2               | 7-2        | 0-0         | 02/02/19        |
| Bradley                  | 1-0               | 1-0        | 0-0         | 12/03/16        |
| Buffalo                  | 1-0               | 1-0        | 0-0         | 11/25/16        |
| BYU                      | 1-0               | 1-0        | 0-0         | 11/06/18        |
| Cal State Fullerton      | 0-1               | 0-1        | 0-0         | 11/28/15        |
| California Baptist       | 1-0               | 1-0        | 0-0         | 11/19/18        |
| <b>Central Arkansas</b>  | <b>2-0</b>        | <b>0-0</b> | <b>2-0</b>  | <b>12/01/21</b> |
| <b>Charlotte</b>         | • FIRST MEETING • |            |             |                 |
| <b>Cincinnati</b>        | <b>2-0</b>        | <b>1-0</b> | <b>1-0</b>  | <b>11/23/21</b> |
| Coastal Carolina         | 1-0               | 1-0        | 0-0         | 11/13/15        |
| Colgate                  | 1-0               | 0-0        | 1-0         | 03/19/21        |
| Colorado State           | 7-1               | 7-1        | 0-0         | 02/02/19        |
| Davidson                 | 1-0               | 1-0        | 0-0         | 11/21/17        |
| Drake                    | 1-0               | 1-0        | 0-0         | 12/12/15        |
| Eastern Washington       | 1-0               | 1-0        | 0-0         | 03/21/16        |
| <b>Elon</b>              | • FIRST MEETING • |            |             |                 |
| <b>Florida</b>           | <b>1-2</b>        | <b>0-1</b> | <b>1-1</b>  | <b>02/16/21</b> |
| Fresno Pacific           | 1-0               | 1-0        | 0-0         | 12/09/15        |
| Fresno State             | 6-3               | 6-3        | 0-0         | 02/23/19        |
| LSU                      | 1-1               | 0-0        | 1-1         | 03/05/20        |
| <b>Gardner-Webb</b>      | <b>1-0</b>        | <b>0-0</b> | <b>1-0</b>  | <b>11/13/21</b> |
| <b>Georgia</b>           | <b>1-1</b>        | <b>0-0</b> | <b>1-1</b>  | <b>01/09/21</b> |
| Georgia Tech             | 1-0               | 0-0        | 1-0         | 11/25/19        |
| Grand Canyon             | 1-0               | 1-0        | 0-0         | 12/09/18        |
| Hawai'i                  | 1-1               | 1-1        | 0-0         | 11/24/17        |
| <b>Hofstra</b>           | • FIRST MEETING • |            |             |                 |
| Holy Names               | 1-0               | 1-0        | 0-0         | 11/30/15        |
| Idaho                    | 1-0               | 1-0        | 0-0         | 11/10/17        |
| Illinois State           | 1-0               | 1-0        | 0-0         | 11/29/17        |
| Indiana                  | 1-0               | 0-0        | 1-0         | 12/29/19        |
| Iona                     | 1-1               | 1-1        | 0-0         | 11/26/16        |
| Iowa State               | 0-1               | 0-1        | 0-0         | 03/16/17        |
| <b>Kansas State</b>      | <b>1-0</b>        | <b>0-0</b> | <b>1-0</b>  | <b>11/2/21</b>  |
| Kentucky                 | 1-1               | 0-0        | 1-1         | 02/09/21        |
| <b>Little Rock</b>       | • FIRST MEETING • |            |             |                 |
| Lipscomb                 | 1-0               | 0-0        | 1-0         | 12/05/20        |
| <b>LSU</b>               | <b>2-3</b>        | <b>0-0</b> | <b>2-3</b>  | <b>03/13/21</b> |
| Loyola-Chicago           | 1-1               | 1-1        | 0-0         | 11/28/18        |
| Loyola Marymount         | 1-0               | 1-0        | 0-0         | 11/14/16        |
| <b>Ole Miss</b>          | <b>2-0</b>        | <b>0-0</b> | <b>2-0</b>  | <b>01/27/21</b> |
| Massachusetts            | 1-0               | 1-0        | 0-0         | 11/23/18        |
| <b>Mercer</b>            | <b>1-0</b>        | <b>0-0</b> | <b>2-0</b>  | <b>11/09/21</b> |
| <b>Mississippi State</b> | <b>1-2</b>        | <b>0-0</b> | <b>1-2</b>  | <b>02/03/21</b> |
| Mississippi Valley       | 1-0               | 0-0        | 1-0         | 11/25/20        |
| <b>Missouri</b>          | <b>3-2</b>        | <b>0-0</b> | <b>3-2</b>  | <b>03/12/21</b> |
| Montana                  | 2-0               | 1-0        | 1-0         | 11/16/19        |
| Montana State            | 1-0               | 1-0        | 0-0         | 11/15/15        |
| Morehead State           | 2-1               | 2-1        | 0-0         | 04/01/16        |
| New Mexico               | 5-3               | 5-3        | 0-0         | 02/09/19        |
| North Texas              | 2-0               | 0-0        | 2-0         | 11/29/20        |

## MUSSELMAN VS. ALL OPPONENTS

| Opponent              | Overall           | at Nevada  | at Arkansas | Last Meeting    |
|-----------------------|-------------------|------------|-------------|-----------------|
| <b>Northern Iowa</b>  | <b>1-0</b>        | <b>0-0</b> | <b>1-0</b>  | <b>11/17/21</b> |
| Northern Kentucky     | 1-0               | 0-0        | 1-0         | 11/30/19        |
| Oakland               | 1-0               | 1-0        | 0-0         | 11/23/16        |
| <b>Oklahoma</b>       | • FIRST MEETING • |            |             |                 |
| Oklahoma State        | 0-1               | 0-0        | 0-1         | 01/30/21        |
| Oral Roberts          | 2-0               | 0-0        | 2-0         | 03/27/21        |
| Oregon State          | 1-1               | 1-1        | 0-0         | 11/18/16        |
| Pacific               | 4-0               | 4-0        | 0-0         | 11/09/18        |
| <b>Penn</b>           | <b>1-0</b>        | <b>0-0</b> | <b>1-0</b>  | <b>11/28/21</b> |
| Portland State        | 1-0               | 1-0        | 0-0         | 11/25/15        |
| Radford               | 1-0               | 1-0        | 0-0         | 12/17/17        |
| Rhode Island          | 1-0               | 1-0        | 0-0         | 11/13/17        |
| Rice                  | 1-0               | 0-0        | 1-0         | 11/05/19        |
| Saint Mary's          | 0-1               | 0-1        | 0-0         | 11/11/16        |
| San Diego State       | 3-7               | 3-7        | 0-0         | 03/0/19         |
| San Francisco         | 0-1               | 0-1        | 0-0         | 12/23/17        |
| San Jose State        | 6-0               | 6-0        | 0-0         | 01/09/19        |
| Santa Clara           | 2-0               | 2-0        | 0-0         | 11/15/17        |
| <b>South Carolina</b> | <b>1-1</b>        | <b>0-0</b> | <b>1-1</b>  | <b>03/02/21</b> |
| South Dakota          | 1-0               | 0-0        | 1-0         | 11/22/19        |
| South Dakota State    | 1-0               | 1-0        | 0-0         | 12/15/18        |
| Southern              | 1-0               | 0-0        | 1-0         | 12/09/20        |
| Southern Cal          | 1-0               | 1-0        | 0-0         | 12/01/18        |
| Southern Illinois     | 1-0               | 1-0        | 0-0         | 12/22/17        |
| <b>Tennessee</b>      | <b>1-2</b>        | <b>0-0</b> | <b>1-2</b>  | <b>01/06/21</b> |
| Texas                 | 1-0               | 1-0        | 0-0         | 03/16/18        |
| <b>Texas A&amp;M</b>  | <b>2-1</b>        | <b>0-0</b> | <b>2-1</b>  | <b>03/07/20</b> |
| Texas Tech            | 1-0               | 0-0        | 1-0         | 03/21/21        |
| TCU                   | 1-1               | 0-1        | 1-0         | 01/25/20        |
| Texas Southern        | 1-0               | 0-0        | 1-0         | 11/19/19        |
| Texas Tech            | 0-1               | 0-1        | 0-0         | 12/05/17        |
| Towson                | 1-0               | 1-0        | 0-0         | 12/21/16        |
| Tulsa                 | 2-0               | 1-0        | 1-0         | 12/14/19        |
| UC Davis              | 1-0               | 1-0        | 0-0         | 12/19/17        |
| UC Irvine             | 2-0               | 2-0        | 0-0         | 12/02/17        |
| UC Santa Barbara      | 1-0               | 1-0        | 0-0         | 12/22/16        |
| UNLV                  | 7-2               | 7-2        | 0-0         | 02/27/19        |
| UT Arlington          | 1-0               | 0-0        | 1-0         | 12/02/20        |
| Utah                  | 1-0               | 1-0        | 0-0         | 12/29/18        |
| Utah State            | 7-2               | 7-2        | 0-0         | 03/02/19        |
| Valparaiso            | 1-0               | 0-0        | 1-0         | 12/21/19        |
| <b>Vanderbilt</b>     | <b>3-0</b>        | <b>0-0</b> | <b>3-0</b>  | <b>01/23/21</b> |
| Vermont               | 1-0               | 1-0        | 0-0         | 03/23/16        |
| Washington            | 1-0               | 1-0        | 0-0         | 12/11/16        |
| <b>West Virginia</b>  | • FIRST MEETING • |            |             |                 |
| Western Kentucky      | 0-1               | 0-0        | 0-1         | 12/07/19        |
| Wichita State         | 0-1               | 0-1        | 0-0         | 12/22/15        |
| Wyoming               | 5-1               | 5-1        | 0-0         | 02/16/19        |

**Totals 162-53 110-34 52-19**

## MUSSELMAN VS. CONFERENCES

|                   |     |                 |       |                |       |
|-------------------|-----|-----------------|-------|----------------|-------|
| American Athletic | 4-0 | CAA             | 1-0   | Ohio Valley    | 3-1   |
| American East     | 1-0 | C-USA           | 3-1   | Pac-12         | 5-1   |
| ACC               | 1-0 | Horizon League  | 2-0   | Patriot League | 1-0   |
| Atlantic Sun      | 2-0 | Ind./Non D-1    | 2-0   | SEC            | 21-17 |
| Atlantic 10       | 3-0 | Ivy League      | 1-0   | SoCon          | 1-0   |
| Big East          | 0-0 | MAAC            | 1-1   | Southland      | 2-0   |
| Big Sky           | 6-0 | Mid-American    | 1-0   | SWAC           | 3-0   |
| Big South         | 3-0 | MEAC            | 0-0   | Summit League  | 4-0   |
| Big Ten           | 1-0 | Missouri Valley | 7-2   | Sun Belt       | 3-0   |
| Big 12            | 4-5 | Mountain West   | 60-21 | WCC            | 8-2   |
| Big West          | 5-2 | Northeast       | 0-0   | WAC            | 2-0   |



## MUSSELMAN RECORD BREAKDOWN

|                           |                             |
|---------------------------|-----------------------------|
| <b>OVERALL:</b>           | <b>162-53</b>               |
| <b>- AT ARKANSAS.....</b> | <b>52-19</b>                |
| Home:.....                | 93-10..... 35-5 at Arkansas |
| Away:.....                | 43-31..... 9-12 at Arkansas |
| Neutral:.....             | 26-12..... 8-2 at Arkansas  |

|                           |                             |
|---------------------------|-----------------------------|
| <b>CONFERENCE GAMES:</b>  | <b>74-33</b>                |
| <b>- AT ARKANSAS.....</b> | <b>20-15</b>                |
| Home:.....                | 45-10..... 14-5 at Arkansas |
| Away:.....                | 29-23..... 6-10 at Arkansas |

|                                 |                                    |
|---------------------------------|------------------------------------|
| <b>VS RANKED TEAMS:.... 5-9</b> | <b>AS RANKED TEAM: ..... 54-14</b> |
| <b>- AT ARKANSAS..... 3-6</b>   | <b>- AT ARKANSAS..... 16-2</b>     |
| Home:.....                      | 1-3 / 1-3 at Ark                   |
| Away:.....                      | 1-3 / 1-2 at Ark                   |
| Neutral:.....                   | 3-3 / 1-1 at Ark                   |
| Home:.....                      | 27-1 / 9-0 at Ark                  |
| Away:.....                      | 13-6 / 1-0 at Ark                  |
| Neutral:.....                   | 14-7 / 6-2 at Ark                  |

|                         |                            |
|-------------------------|----------------------------|
| <b>RECORD BY MONTH:</b> |                            |
| November:.....          | 40-4..... 15-0 at Arkansas |
| December:.....          | 33-8..... 12-1 at Arkansas |
| January:.....           | 32-15..... 8-9 at Arkansas |
| February:.....          | 31-12..... 9-6 at Arkansas |
| March:.....             | 24-14..... 8-3 at Arkansas |
| April:.....             | 1-0..... 0-0 at Arkansas   |

|                                  |              |
|----------------------------------|--------------|
| <b>WHEN LEADING AT HALFTIME:</b> | <b>122-6</b> |
|----------------------------------|--------------|

at Arkansas ..... 39-2

|                                   |              |
|-----------------------------------|--------------|
| <b>WHEN TRAILING AT HALFTIME:</b> | <b>38-46</b> |
|-----------------------------------|--------------|

at Arkansas ..... 13-17

|                               |            |
|-------------------------------|------------|
| <b>WHEN TIED AT HALFTIME:</b> | <b>2-1</b> |
|-------------------------------|------------|

at Arkansas ..... 0-0

|                            |              |
|----------------------------|--------------|
| <b>OUT-REBOUNDING OPP:</b> | <b>97-13</b> |
|----------------------------|--------------|

at Arkansas ..... 27-3

|                             |              |
|-----------------------------|--------------|
| <b>BEING OUT-REBOUNDED:</b> | <b>55-37</b> |
|-----------------------------|--------------|

at Arkansas ..... 22-15

|                           |             |
|---------------------------|-------------|
| <b>REBOUNDS ARE EVEN:</b> | <b>10-2</b> |
|---------------------------|-------------|

at Arkansas ..... 3-1

|                            |              |
|----------------------------|--------------|
| <b>WHEN SCORING FIRST:</b> | <b>98-24</b> |
|----------------------------|--------------|

at Arkansas ..... 32-8

|                                    |              |
|------------------------------------|--------------|
| <b>WHEN OPPONENT SCORES FIRST:</b> | <b>64-29</b> |
|------------------------------------|--------------|

at Arkansas ..... 20-11

|                              |              |
|------------------------------|--------------|
| <b>ONE-POSSESSION GAMES:</b> | <b>20-12</b> |
|------------------------------|--------------|

at Arkansas ..... 5-4

|                        |            |
|------------------------|------------|
| <b>OVERTIME GAMES:</b> | <b>8-6</b> |
|------------------------|------------|

at Arkansas ..... 2-3

|  |              |
|--|--------------|
| <b>GAMES DECIDED BY 1-5 PTS OR LESS:</b> | <b>33-21</b> |
|--|--------------|

at Arkansas ..... 9-7

|                                   |              |
|-----------------------------------|--------------|
| <b>GAMES DECIDED BY 6-10 PTS:</b> | <b>26-15</b> |
|-----------------------------------|--------------|

at Arkansas ..... 11-7

|                                    |              |
|------------------------------------|--------------|
| <b>GAMES DECIDED BY 11-19 PTS:</b> | <b>52-11</b> |
|------------------------------------|--------------|

at Arkansas ..... 19-3

|                                      |             |
|--------------------------------------|-------------|
| <b>GAMES DECIDED BY 20-PLUS PTS:</b> | <b>41-6</b> |
|--------------------------------------|-------------|

at Arkansas ..... 13-2

|                                       |             |
|---------------------------------------|-------------|
| <b>SHOOTING 50 PERCENT OR BETTER:</b> | <b>52-2</b> |
|---------------------------------------|-------------|

at Arkansas ..... 14-1

|                                       |               |
|---------------------------------------|---------------|
| <b>SHOOTING PCT. BETTER THAN OPP:</b> | <b>133-10</b> |
|---------------------------------------|---------------|

at Arkansas ..... 44-5

|                                      |              |
|--------------------------------------|--------------|
| <b>SHOOTING PCT. WORSE THAN OPP:</b> | <b>28-42</b> |
|--------------------------------------|--------------|

at Arkansas ..... 8-14

|                                   |            |
|-----------------------------------|------------|
| <b>SHOOTING PCT. SAME AS OPP:</b> | <b>1-1</b> |
|-----------------------------------|------------|

at Arkansas ..... 0-0

|                               |             |
|-------------------------------|-------------|
| <b>OUT-SCORING OPP BENCH:</b> | <b>80-5</b> |
|-------------------------------|-------------|

at Arkansas ..... 27-4

|                                 |              |
|---------------------------------|--------------|
| <b>OUT-SCORED BY OPP BENCH:</b> | <b>75-39</b> |
|---------------------------------|--------------|

at Arkansas ..... 22-15

|                            |            |
|----------------------------|------------|
| <b>BENCH SCORING EVEN:</b> | <b>7-0</b> |
|----------------------------|------------|

at Arkansas ..... 3-0

## MOST POINTS BY A MUSSELMAN TEAM

|  |              |                          |                          |
|--|--------------|--------------------------|--------------------------|
| NOTE: MISSING RESULTS FROM RAPID CITY (CBA) AND FLORIDA (USBL) |              |                          |                          |
| 142  | Arkansas     | Mississippi Valley State | 11/25/20 W, 142-62       |
| 138  | LA D-Fenders | Erie BayHawks            | 02/06/12 W, 138-107      |
| 135  | LA D-Fenders | Stockton Kings           | 11/28/11 W, 135-103      |
| 135  | Sacramento   | Charlotte Bobcats        | 02/28/07 W, 135-120      |
| 135  | Golden State | Orlando Magic            | 11/16/02 W, 135-92       |
| 133  | Golden State | at Milwaukee Bucks       | 03/08/03 L, 133-138 (OT) |
| 132  | LA D-Fenders | Rio Grande Valley Vipers | 12/05/11 W, 132-126      |
| 128  | Sacramento   | Los Angeles Lakers       | 12/29/06 L, 128-132 (OT) |
| 128  | Golden State | Utah Jazz                | 04/08/03 W, 128-102      |
| 127  | LA D-Fenders | Canton Charge            | 01/30/12 W, 127-87       |
| 127  | Reno         | Idaho Stampede           | 12/01/10 W, 127-117      |
| 126  | Reno         | Rio Grande Valley Vipers | 004/20/11 L, 126-134     |

## PLAYER GAME HIGHS:

|                     |  |
|---------------------|--|
| <b>MOST POINTS:</b> |  |
| at Nevada:          | 45 Jordan Caroline at New Mexico 01/07/17        |
|                     | 40 Jordan Caroline at Colorado St 02/06/19       |
|                     | 37 D.J. Fenner vs UNLV 02/08/17                  |
|                     | 34 Marqueeze Coleman at Hawai'i 11/16/15         |
|                     | 33 Caleb Martin at Utah 12/29/18                 |
|                     | 32 Marcus Marshall at Wyoming 01/14/17           |
|                     | 32 Marcus Marshall at Washington 12/11/16        |
|                     | 32 Tyron Criswell vs Eastern Washington 03/21/16 |
|                     | 30 4x  |

|              |   |
|--------------|---|
| at Arkansas: | 41 Mason Jones vs Tulsa 12/14/19          |
|              | 40 Mason Jones vs Auburn 02/04/20         |
|              | 38 Mason Jones vs Miss State 02/15/20     |
|              | 37 Mason Jones vs Tennessee 02/26/20      |
|              | 36 Mason Jones vs LSU 03/04/20            |
|              | 34 Mason Jones vs South Carolina 01/29/20 |
|              | 34 Isaiah Joe at Ole Miss 01/11/20        |
|              | 33 Isaiah Joe vs Texas Southern 11/19/19  |
|              | 32 Mason Jones vs Rice 11/05/19           |
|              | 30 4x - Last: JD Notae vs Mercer 11/09/21 |

SEC Game: 40 Mason Jones vs Auburn 02/04/20  
SEC Tourney: 28 Moses Moody vs LSU 03/13/20  
NCAA Tourney: 27, Justin Smith vs Colgate 03/19/21  
Bud Walton: 41 Mason Jones vs Tulsa 12/14/19  
Road Game: 34 Isaiah Joe at Ole Miss 01/11/20  
Neutral Site: 28 Moses Moody vs LSU 03/13/20  
Ranked Opp: 40 Mason Jones vs Auburn 02/04/20  
Frosh: 28 (4x) Moses Moody (Bama, USC, TX A&M, LSU)  
Soph: 34 Isaiah Joe at Ole Miss 01/11/20  
Junior: 41 Mason Jones vs Tulsa 12/14/19  
Senior+: 30 (2x) last JD Notae vs Mercer 11/09/21  
Season Opener: 32 Mason Jones vs Rice 11/05/19  
SEC Opener 17 Isaiah Joe & Mason Jones vs TX A&M 01/04/20

|                               |  |
|-------------------------------|--|
| <b>MOST FIELD GOALS MADE:</b> |  |
| at Nevada:                    | 17 Jordan Caroline at New Mexico 01/07/17        |
|                               | 13 Cody Martin vs Utah State 02/17/18            |
|                               | 12 Jordan Caroline at UNLV 02/25/17              |
|                               | 12 Cameron Oliver vs Eastern Washington 03/21/16 |
|                               | 12 D.J. Fenner v UNLV 02/08/17                   |
| at Arkansas:                  | 14 Jimmy Whitt Jr. vs Vanderbilt 01/15/20        |
|                               | 12 Mason Jones vs Auburn 02/04/20                |
|                               | 12 Mason Jones vs Tulsa 12/14/19                 |
|                               | 12 Mason Jones vs Rice 11/05/19                  |
|                               | 11 5x - Last: JD Notae vs Mercer 11/09/21        |

|                              |   |
|------------------------------|---|
| <b>MOST 3-POINTERS MADE:</b> |   |
| at Nevada:                   | 8 Marcus Marshall at UNLV 02/25/17      |
|                              | 7 6x                                    |
| at Arkansas:                 | 8 Mason Jones at Texas A&M 03/07/20     |
|                              | 7 Isaiah Joe at Ole Miss 01/11/20       |
|                              | 6 Isaiah Joe at Texas A&M 03/07/20      |
|                              | 6 Isaiah Joe at Indiana 12/29/19        |
|                              | 6 Isaiah Joe vs Texas Southern 11/19/19 |

|                               |  |
|-------------------------------|--|
| <b>MOST FREE THROWS MADE:</b> |  |
| at Nevada:                    | 15 Marcus Marshall vs Boise State 02/22/17     |
|                               | 15 Marqueeze Coleman vs UNLV 01/23/16          |
|                               | 15 Marqueeze Coleman at Hawai'i 11/16/15       |
|                               | 14 Jordan Caroline vs Rhode Island 11/13/17    |
|                               | 14 Marcus Marshall at Wyoming 01/14/17         |
| at Arkansas:                  | 18 Mason Jones vs Miss State 02/15/20          |
|                               | 16 Moses Moody vs Alabama 02/24/21             |
|                               | 15 Mason Jones vs South Carolina 01/29/20      |
|                               | 12 Mason Jones vs LSU 03/04/20                 |
|                               | 12 Isaiah Joe vs Tennessee 02/26/20            |
|                               | 12 Mason Jones vs Tulsa 12/14/19               |
|                               | 11 5x - Last: Justin Smith vs Colgate 03/19/21 |

|                       |  |
|-----------------------|--|
| <b>MOST REBOUNDS:</b> |  |
| at Nevada:            | 24 Cameron Oliver vs Fresno State 02/1/16      |
|                       | 21 Cameron Oliver at UNLV 02/20/16             |
|                       | 17 Cameron Oliver vs Colorado State 03/04/17   |
|                       | 16 6x  |
| at Arkansas:          | 17 Justin Smith vs Oral Roberts 12/20/20       |
|                       | 16 Connor Vanover vs North Texas 11/28/20      |
|                       | 15 Jimmy Whitt Jr. vs LSU 03/04/20             |
|                       | 14 Justin Smith vs Oral Roberts 03/27/21       |
|                       | 13 Jaylin Williams vs UCA 12/01/21             |
|                       | 12 4X - Last: Justin Smith vs Colgate 03/19/21 |

SEC Game: 15 Jimmy Whitt Jr. vs LSU 03/04/20  
SEC Tourney: 9 Moses Moody vs LSU 03/13/20  
NCAA Tourney: 14 Justin Smith vs Oral Roberts 03/27/21  
Bud Walton: 17 Justin Smith vs Oral Roberts 12/20/20  
Road Game: 12 Jimmy Whitt Jr. at Western Ky 12/07/19  
Neutral Site: 12 Justin Smith vs Colgate 03/19/21  
Ranked Opp: 12 Justin Smith vs Alabama 02/24/21  
Frosh: 10 (5x) last by Jaylin Williams vs Texas Tech 03/21/21  
Soph: 16 Connor Vanover vs North Texas 11/28/20  
Junior: 12 Mason Jones vs South Carolina 01/29/20  
Senior+: 17 Justin Smith vs Oral Roberts 12/20/20  
Season Opener: 11 Au'Diese Toney vs Mercer 11/09/21  
SEC Opener 6 Mason Jones vs Texas A&M 01/04/20

## MOST OFFENSIVE REBOUNDS:

|              |  |
|--------------|--|
| at Nevada:   | 11 AJ West at Pacific 11/21/15             |
|              | 8 Cameron Oliver vs Fresno State 02/1/16   |
| at Arkansas: | 11 Justin Smith vs Oral Roberts 03/27/21   |
|              | 10 Justin Smith vs Oral Roberts 12/12/20   |
|              | 6 Au'Diese Toney vs Cincinnati 11/23/21    |
|              | 6 Justin Smith vs UT Arlington 12/02/20    |
|              | 6 Reggie Chaney at Missouri 02/08/20       |
|              | 5 7x - Last: Stanley Umude vs UCA 12/01/21 |

## MOST DEFENSIVE REBOUNDS:

|              |  |
|--------------|--|
| at Nevada:   | 16 Cameron Oliver vs Fresno State 02/1/16    |
|              | 14 Cameron Oliver vs Colorado State 03/04/17 |
|              | 14 Cameron Oliver at Wyoming 01/14/17        |
|              | 13 Cameron Oliver vs Colorado State 03/11/17 |
|              | 13 Cameron Oliver at Air Force 02/15/17      |
| at Arkansas: | 14 Connor Vanover vs North Texas 11/28/20    |
|              | 14 Jimmy Whitt Jr. vs LSU 03/04/20           |
|              | 11 Jaylin Williams vs UCA 12/01/21           |
|              | 11 Mason Jones vs South Carolina 01/29/20    |
|              | 9 6x - Last: Connor Vanover vs UCA 12/12/12  |

## MOST ASSISTS:

|              |   |
|--------------|---|
| at Nevada:   | 11 Cody Martin vs BYU 11/06/18                |
|              | 11 Cody Martin vs Colorado State 02/25/18     |
|              | 11 Marqueeze Coleman vs Holy Names 11/30/15   |
|              | 10 Cody Martin vs Little Rock 11/16/18        |
|              | 10 Cody Martin vs Pacific 11/09/18            |
|              | 10 Marcus Marshall vs Colorado State 03/04/17 |
| at Arkansas: | 11 Jalen Tate vs UCA 12/12/12                 |
|              | 10 Jalen Tate vs Georgia 01/09/21             |
|              | 9 Mason Jones at Ole Miss 01/11/20            |
|              | 8 Jalen Tate at Vanderbilt 01/23/21           |
|              | 8 Mason Jones vs Vanderbilt 01/15/20          |

SEC Game: 10 Jalen Tate vs Georgia 01/09/21  
SEC Tourney: 6 Mason Jones vs Vanderbilt 03/11/20  
NCAA Tourney: 6 Jalen Tate vs Oral Roberts 03/27/21  
Bud Walton: 11 Jalen Tate vs Central Arkansas 12/12/12  
Road Game: 9 Mason Jones at Ole Miss 01/11/20  
Neutral Site: 6 Jalen Tate vs Oral Roberts 03/27/21  
Ranked Opp: 6 by Jalen Tate at Tennessee 01/06/21  
Frosh: 6 Davonte Davis (2x) vs Georgia and vs LSU  
Soph: 7 (2x) - Last Jaylin Williams vs UNI 11/17/21  
Junior: 9 Mason Jones at Ole Miss 01/11/20  
Senior+: 11 Jalen Tate vs Central Arkansas 12/12/12  
Season Opener: 7 Isaiah Joe vs Rice 11/05/19  
SEC Opener 5 Jalen Harris vs Texas A&M 01/04/20

## MOST STEALS:

|            |   |
|------------|---|
| at Nevada: | 5 Caleb Martin vs California Baptist 11/19/18 |
|            | 5 Jordan Caroline at San Diego St 02/12/17    |
|            | 5 Marqueeze Coleman at New Mexico 12/30/15    |
|            | 4 17x   |

|   |   |
|---|---|
| at Arkansas:                                      | 7 JD Notae vs Mercer 11/09/21           |
|   | 5 Justin Smith vs Colate 03/19/21       |
|   | 5 JD Notae at South Carolina 03/02/21   |
|   | 5 Justin Smith vs Florida 02/16/21      |
|   | 5 Mason Jones at Georgia Tech 11/25/19  |
|   | 5 Isaiah Joe vs Texas Southern 11/19/19 |
|   | 5 Mason Jones vs Rice 11/05/19          |
| SEC Game: 5 (3x) last JD Notae at South Carolina  |   |
| SEC Tourney: 4 Davonte Davis vs LSU 03/13/20      |   |
| NCAA Tourney: 5 Justin Smith vs Colgate 03/19/21  |   |
| Bud Walton: 7 JD Notae vs Mercer 11/09/21         |   |
| Road Game: 5 (2x) last JD Notae at South Carolina |   |
| Neutral Site: 4 Davonte Davis vs LSU 03/13/20     |   |
| Ranked Opp: 4 Desi Sills vs Auburn 02/04/20       |   |
| Frosh: 4 Davonte Davis vs LSU 03/13/20            |   |
| Soph: 5 Isaiah Joe vs Texas Southern 11/19/19     |   |
| Junior: 5 (4x) last JD Notae vs Colgate 03/19/21  |   |
| Senior+: 7 JD Notae vs Mercer 11/09/21            |   |
| Season Opener: 7 JD Notae vs Mercer 11/09/21      |   |
| SEC Opener 3 Mason Jones vs Texas A&M 01/04/20    |   |

## MOST BLOCKED SHOTS:

|  |  |
|--|--|
| at Nevada:   | 6 Cameron Oliver vs Morehead State 04/01/16        |
|  | 5 7x   |
| at Arkansas:   | 6 Connor Vanover vs North Texas 11/28/20           |
|  | 5 Connor Vanover at Oklahoma St. 01/30/21          |
|  | 5 Connor Vanover vs Ole Miss 01/27/21              |
|  | 5 Adrio Bailey vs Valpo 12/21/19                   |
|  | 5 Adrio Bailey vs Texas Southern 11/19/19          |
|  | 4 5x - Last Connor Vanover at S. Carolina 02/03/21 |
| SEC Game: 5 Connor Vanover vs Ole Miss 01/27/21            |  |
| SEC Tourney: 3 (3x) last Ethan Henderson vs LSU 03/13/21   |  |
| NCAA Tourney: 3 Moses Moody vs Oral Roberts 03/27/21       |  |
| Bud Walton: 6 Connor Vanover vs North Texas 11/28/20       |  |
| Road Game: 5 Connor Vanover at Oklahoma State 01/30/21     |  |
| Neutral Site: 5 Adrio Bailey vs Valpo 12/21/19             |  |
| Ranked Opp: 4 Jalen Tate vs Alabama 02/24/21               |  |
| Frosh: 4 Jaylin Williams vs LSU 02/27/21                   |  |
| Soph: 6 Connor Vanover vs North Texas 11/28/20             |  |
| Junior: 3 (2x) last Ethan Henderson vs LSU 03/13/21        |  |
| Senior+: 5 Adrio Bailey 2x                                 |  |
| Season Opener: 3 Connor Vanover vs Miss Valley 11/25/20    |  |
| SEC Opener 1 Adrio Bailey & Jimmy Whitt vs TX A&M 01/04/20 |  |



## TEAM GAME HIGHS:

| MOST POINTS:                        |                     |                                     |                  |
|-------------------------------------|---------------------|-------------------------------------|------------------|
| at Nevada:                          | 119                 | vs Fresno State 12/09/15            | W, 119-70        |
|                                     | 110                 | vs UMass 11/23/18                   | W, 110-87        |
|                                     | 108                 | vs Holy Names 11/30/15              | W, 108-57        |
|                                     | 105                 | at New Mexico 01/07/17              | W, 105-104 (OT)  |
|                                     | 104                 | vs UNLV 02/08/17                    | W, 104-77        |
|                                     | 103                 | at Wyoming 01/24/18                 | L, 103-104 (2OT) |
|                                     | 102                 | vs Fresno State 01/31/18            | W, 102-92        |
|                                     | 101                 | at UNLV 02/28/18                    | W, 101-75        |
|                                     | 100                 | vs Colorado State 01/23/19          | W, 100-60        |
| at Arkansas:                        | 142                 | vs Mississippi Valley 11/25/20      | W, 142-62        |
|                                     | 101                 | at South Carolina 03/02/21          | W, 101-73        |
|                                     | 100                 | vs Central Arkansas 12/12/12        | W, 100-75        |
|                                     | 99                  | vs Georgia 01/09/21                 | W, 99-69         |
|                                     | 99                  | vs LSU 03/04/20                     | W, 99-90         |
|                                     | 98                  | vs Tulsa 12/14/19                   | W, 98-79         |
|                                     | <b>97</b>           | <b>vs Central Arkansas 12/01/21</b> | <b>W, 97-60</b>  |
|                                     | 97                  | at Auburn 12/30/20                  | W, 97-89         |
|                                     | 92                  | at Vanderbilt 01/23/21              | W, 92-71         |
|                                     | 91                  | vs Rice 11/05/19                    | W, 91-43         |
| MOST FIELD GOALS MADE:              |                     |                                     |                  |
| at Nevada:                          | 40                  | vs UMass 11/23/18                   |                  |
|                                     | 40                  | vs Fresno State 12/09/15            |                  |
|                                     | 40                  | vs Holy Names 11/30/15              |                  |
|                                     | 38                  | vs San Jose State 0/09/19           |                  |
|                                     | 38                  | vs UNLV 02/08/17                    |                  |
| at Arkansas:                        | 48                  | vs Mississippi Valley 11/25/20      |                  |
|                                     | <b>40</b>           | <b>vs Central Arkansas 12/01/21</b> |                  |
|                                     | 40                  | vs Central Arkansas 12/12/20        |                  |
|                                     | 37                  | at South Carolina 03/02/21          |                  |
|                                     | 37                  | vs Rice 11/05/19                    |                  |
|                                     | 36                  | 2x last at Vanderbilt 01/23/21      |                  |
| MOST FIELD GOALS ATTEMPTED:         |                     |                                     |                  |
| at Nevada:                          | 80                  | at UNLV 02/20/16                    |                  |
|                                     | 77                  | vs Colorado State 02/25/18          |                  |
|                                     | 75                  | at New Mexico 01/07/17              |                  |
|                                     | 74                  | 3x last vs Wyoming 01/03/18         |                  |
| at Arkansas:                        | 86                  | vs Mississippi Valley 11/25/20      |                  |
|                                     | 77                  | vs Oral Roberts 12/20/20            |                  |
|                                     | 76                  | at LSU 01/13/21                     |                  |
|                                     | 76                  | vs Central Arkansas 12/12/20        |                  |
|                                     | <b>73</b>           | <b>vs Central Arkansas 12/01/21</b> |                  |
|                                     | 71                  | vs Missouri 01/02/21                |                  |
|                                     | 71                  | vs Texas Southern 11/19/19          |                  |
| BEST FIELD GOAL PERCENTAGE:         |                     |                                     |                  |
| at Nevada:                          | .615 (40-65)        | vs UMass 11/23/18                   |                  |
|                                     | .597 (40-67)        | vs Fresno State 12/09/15            |                  |
|                                     | .597 (40-67)        | vs Holy Names 11/30/15              |                  |
|                                     | .593 (32-54)        | at Utah State 02/17/18              |                  |
|                                     | .589 (33-56)        | vs Fresno State 01/31/18            |                  |
| at Arkansas:                        | .571 (36-63)        | at Vanderbilt 01/23/21              |                  |
|                                     | .567 (34-60)        | vs Tulsa 12/14/19                   |                  |
|                                     | .558 (48-86)        | vs Mississippi Valley 11/25/20      |                  |
|                                     | .552 (37-67)        | at South Carolina 03/02/21          |                  |
|                                     | .552 (37-67)        | vs Rice 11/05/19                    |                  |
|                                     | <b>.548 (40-73)</b> | <b>vs Central Arkansas 12/01/21</b> |                  |
|                                     | .540 (27-50)        | vs TCU 01/25/20                     |                  |
| MOST 3-POINT FIELD GOALS MADE:      |                     |                                     |                  |
| at Nevada:                          | 17                  | at Pacific 11/18/17                 |                  |
|                                     | 15                  | vs Pacific 11/09/18                 |                  |
|                                     | 15                  | at Air Force 01/06/18               |                  |
|                                     | 15                  | at Santa Clara 11/15/17             |                  |
|                                     | 15                  | at New Mexico 01/07/17              |                  |
| at Arkansas:                        | 20                  | vs Mississippi Valley 11/25/20      |                  |
|                                     | 15                  | at South Carolina 03/02/21          |                  |
|                                     | 14                  | at Texas A&M 03/07/20               |                  |
|                                     | <b>13</b>           | <b>vs Gardner-Webb 11/13/21</b>     |                  |
|                                     | 12                  | 5x - Last vs Georgia 01/09/21       |                  |
| MOST 3-POINT FIELD GOALS ATTEMPTED: |                     |                                     |                  |
| at Nevada:                          | 39                  | vs South Dakota State 12/15/18      |                  |
|                                     | 37                  | vs Fresno State 01/12/19            |                  |
|                                     | 37                  | vs San Jose State 02/21/18          |                  |
|                                     | 34                  | vs San Jose State 01/09/19          |                  |
|                                     | 34                  | at Pacific 11/18/17                 |                  |
| at Arkansas:                        | 40                  | vs Mississippi Valley 11/25/20      |                  |
|                                     | 34                  | vs Lipscomb 12/05/20                |                  |
|                                     | 33                  | at South Carolina 03/02/21          |                  |
|                                     | 33                  | vs Southern 12/09/20                |                  |
|                                     | 32                  | at Texas A&M 03/07/20               |                  |
| BEST 3-POINT FIELD GOAL PERCENTAGE: |                     |                                     |                  |
| at Nevada:                          | .600 (6-10)         | vs Morehead State 03/30/16          |                  |
|                                     | .588 (10-17)        | at Fresno State 12/27/17            |                  |
|                                     | .579 (11-19)        | vs Southern Illinois 12/22/17       |                  |
|                                     | .550 (11/20)        | vs Oakland 11/23/16                 |                  |
|                                     | .542 (13-24)        | at UNLV 02/28/18                    |                  |
|                                     | .542 (13-24)        | at Air Force 02/15/17               |                  |
| at Arkansas:                        | .667 (6-9)          | vs TCU 01/25/20                     |                  |
|                                     | .571 (12-21)        | vs Georgia 01/09/21                 |                  |
|                                     | .500 (20-40)        | vs Mississippi Valley 11/25/20      |                  |
|                                     | <b>.481 (13-27)</b> | <b>vs Gardner-Webb 11/13/21</b>     |                  |
|                                     | .480 (12-25)        | vs Missouri 02/22/20                |                  |
|                                     | .455 (15-33)        | at South Carolina 03/02/21          |                  |

| MOST FREE THROWS MADE:      |  |
|-----------------------------|--|
| at Nevada:                  | 39 vs Morehead State 04/01/16                |
|                             | 36 vs Rhode Island 11/13/17                  |
|                             | 35 vs Tulsa 11/22/18                         |
|                             | 31 at Wyoming 01/14/17                       |
|                             | 30 at Wyoming 01/24/18                       |
| at Arkansas:                | 36 vs LSU 03/04/20                           |
|                             | 28 at Missouri 02/08/20                      |
|                             | <b>27 vs Kansas State 11/22/21</b>           |
|                             | 27 vs Alabama 02/24/21                       |
|                             | 27 vs Tennessee 02/26/20                     |
|                             | 26 3x - Last: vs Mississippi Valley 11/25/20 |
| MOST FREE THROWS ATTEMPTED: |  |
| at Nevada:                  | 45 vs Morehead State 04/01/16                |
|                             | 44 vs Rhode Island 11/13/17                  |
|                             | 43 at Pacific 11/21/15                       |
|                             | 42 vs Tulsa 11/22/18                         |
| at Arkansas:                | 54 vs LSU 03/04/20                           |
|                             | 43 vs Alabama 02/24/21                       |
|                             | 40 vs South Carolina 01/29/20                |
|                             | 39 at Missouri 02/08/20                      |
|                             | 36 at Tennessee 02/11/20                     |
| BEST FREE THROW PERCENTAGE: |  |
| at Nevada:                  | .929 (13-14) vs Loyola-Chicago 03/22/18      |
|                             | .929 (13-14) at Cal State Fullerton 11/28/15 |
|                             | .900 (18-20) at Pacific 11/18/17             |
|                             | .889 (16-18) at Fresno State 12/27/17        |
|                             | .885 (23-26) vs Montana 03/16/16             |
|                             | .885 (23-26) at Hawai'i 11/16/15             |
| at Arkansas:                | .944 (17-18) at LSU 01/08/20                 |
|                             | .929 (13-14) vs Mississippi State 02/02/21   |
|                             | .923 (12-13) at South Carolina 03/02/21      |
|                             | .917 (11-12) vs South Dakota 11/22/19        |
|                             | .889 (16-18) vs Austin Peay 12/03/19         |
| MOST REBOUNDS:              |  |
| at Nevada:                  | 61 at Pacific 11/21/15                       |
|                             | 60 vs Fresno Pacific 12/09/15                |
|                             | 57 vs Fresno State 02/13/16                  |
|                             | 53 at UNLV 02/20/16                          |
|                             | 50 vs San Jose State 12/28/16                |
| at Arkansas:                | 58 Oral Roberts 12/20/20                     |
|                             | 58 vs Mississippi Valley 11/25/20            |
|                             | 54 vs Lipscomb 12/05/20                      |
|                             | <b>47 vs Central Arkansas 12/01/21</b>       |
|                             | 46 vs Southern 12/09/20                      |
| MOST OFFENSIVE REBOUNDS:    |  |
| at Nevada:                  | 25 at Pacific 11/21/15                       |
|                             | 19 vs Fresno Pacific 12/09/15                |
|                             | 19 vs Fresno State 02/13/16                  |
|                             | 19 vs Florida 03/21/19                       |
| at Arkansas:                | 24 vs Oral Roberts 12/20/20                  |
|                             | 20 vs Mississippi Valley 11/25/20            |
|                             | <b>18 vs Cincinnati 11/23/21</b>             |
|                             | 18 vs Oral Roberts 03/27/21                  |
|                             | 17 at LSU 01/13/21                           |
|                             | 17 vs UT Arlington 12/02/20                  |
| MOST DEFENSIVE REBOUNDS:    |  |
| at Nevada:                  | 43 vs Fresno State 02/13/16                  |
|                             | 42 vs San Jose State 12/28/16                |
|                             | 41 vs Fresno Pacific 12/09/15                |
|                             | 40 vs Little Rock 11/16/18                   |
|                             | 38 vs Mew Mexico 02/09/19                    |
| at Arkansas:                | 44 vs Lipscomb 12/05/20                      |
|                             | 38 vs Mississippi Valley 11/25/20            |
|                             | 36 vs LSU 02/27/21                           |
|                             | 36 vs Valparaiso 12/21/19                    |
|                             | 35 vs Rice 11/05/19                          |
| MOST ASSISTS:               |  |
| at Nevada:                  | 29 vs Holy Names 11/30/15                    |
|                             | 27 at Santa Clara 11/15/17                   |
|                             | 25 vs Illinois State 11/29/17                |
|                             | 25 at New Mexico 01/07/17                    |
|                             | 24 vs UC Davis 12/19/17                      |
| at Arkansas:                | 26 vs Central Arkansas 12/12/20              |
|                             | 26 vs Mississippi Valley 11/25/20            |
|                             | <b>23 vs Gardner-Webb 11/13/21</b>           |
|                             | <b>22 vs Central Arkansas 12/01/21</b>       |
|                             | 22 at Vanderbilt 01/23/21                    |
|                             | <b>21 vs Northern Iowa 11/17/21</b>          |
|                             | 21 vs Georgia 01/09/21                       |
| MOST STEALS:                |  |
| at Nevada:                  | 15 vs San Jose State 01/09/19                |
|                             | 15 vs Utah State 01/02/19                    |
|                             | 12 vs New Mexico 01/28/17                    |
|                             | 13 at New Mexico 12/30/15                    |
|                             | 11 4x  |
| at Arkansas:                | <b>16 vs Central Arkansas 12/01/21</b>       |
|                             | 15 at Georgia Tech 11/25/19                  |
|                             | 14 vs Auburn 02/04/20                        |
|                             | 14 vs Rice 11/05/19                          |
|                             | 13 Missouri 01/02/21                         |
|                             | 13 at Auburn 12/30/20                        |
|                             | 13 vs Texas Southern 11/19/19                |

| MUSS TEAMS IN THE NCAA/CONFERENCE STATS |                |                                       |               |               |               |                |
|---|----------------|---------------------------------------|---------------|---------------|---------------|----------------|
|   | 2015-16        | 2016-17                               | 2017-18       | 2018-19       | 2019-20       | 2020-21        |
| 3-pt FG Att                             | 176 / 8        | <b>37 / 2</b>                         | <b>29 / 2</b> | <b>51 / 2</b> | 115 / 5       | 26 / 3         |
| A-Turnover Ratio                        | 232 / 9        | <b>13 / 1</b>                         | <b>2 / 1</b>  | <b>15 / 1</b> | 140 / 4       | <b>103 / 2</b> |
| Assists/Gm                              | 220 / 9        | <b>32 / 1</b>                         | <b>27 / 2</b> | 75 / 3        | 226 / 10      | 80 / 4         |
| Blocks/Gm                               | <b>7 / 1</b>   | 64 / 3                                | 74 / 2        | 100 / 2       | 84 / 9        | <b>17 / 4</b>  |
| Def Reb/Gm                              | <b>19 / 1</b>  | <b>31 / 2</b>                         | 92 / 6        | <b>31 / 2</b> | 287 / 12      | <b>33 / 2</b>  |
| Fewest Fouls                            | 342 / 11       | 105 / 3                               | 253 / 9       | 184 / 6       | 322 / 12      | 329 / 13       |
| Fewest TO                               | 335 / 11       | <b>59 / 1</b>                         | <b>24 / 1</b> | <b>21 / 1</b> | <b>59 / 1</b> | 320 / 10       |
| FG Pct                                  | 251 / 9        | 146 / 5                               | 60 / 3        | 68 / 4        | 147 / 6       | 100 / 4        |
| FG Pct Defense                          | <b>28 / 2</b>  | 120 / 7                               | 140 / 4       | 42 / 3        | 169 / 12      | 70 / 5         |
| FT Attempts                             | <b>2 / 1</b>   | <b>13 / 1</b>                         | <b>16 / 2</b> | <b>16 / 1</b> | <b>8 / 2</b>  | <b>4 / 1</b>   |
| FT Made                                 | <b>1 / 1</b>   | <b>24 / 2</b>                         | <b>9 / 2</b>  | <b>17 / 1</b> | <b>3 / 1</b>  | <b>2 / 1</b>   |
| FT Pct                                  | 43 / 2         | 159 / 6                               | 66 / 2        | 167 / 6       | 102 / 6       | 68 / 4         |
| Off Reb/Gm                              | 76 / 2         | 132 / 3                               | 255 / 7       | 205 / 6       | 325 / 14      | 44 / 8         |
| Fouls/Gm                                | 275 / 8        | <b>35 / 1</b>                         | <b>95 / 1</b> | 126 / 3       | 311 / 11      | 131 / 3        |
| Reb Margin                              | <b>4 / 2</b>   | <b>72 / 1</b>                         | 232 / 81      | 97 / 3        | 342 / 14      | 56 / 3         |
| Scoring Defense                         | 177 / 5        | 151 / 6                               | 191 / 6       | <b>55 / 1</b> | 185 / 9       | 189 / 8        |
| Scoring Margin                          | 117 / 5        | <b>39 / 1</b>                         | <b>27 / 1</b> | <b>9 / 1</b>  | 70 / 4        | <b>24 / 1</b>  |
| Scoring Offense                         | 113 / 5        | <b>37 / 1</b>                         | <b>18 / 2</b> | <b>28 / 1</b> | 56 / 5        | <b>11 / 2</b>  |
| Steals/Gm                               | 98 / 3         | 262 / 8                               | 174 / 6       | 172 / 4       | <b>41 / 1</b> | 48 / 4         |
| 3 Pt FG Defense                         | 59 / 2         | <b>18 / 2</b>                         | <b>20 / 1</b> | 113 / 3       | <b>1 / 1</b>  | 174 / 9        |
| 3 PT FG/Game                            | 323 / 11       | <b>33 / 2</b>                         | 31 / 3        | 74 / 3        | 143 / 4       | 169 / 5        |
| 3 PT FG Pct                             | 314 / 11       | <b>42 / 1</b>                         | <b>26 / 2</b> | 155 / 6       | 175 / 5       | 198 / 7        |
| 3 PT FGM                                | 251 / 9        | <b>22 / 2</b>                         | <b>15 / 2</b> | <b>59 / 2</b> | 129 / 4       | 39 / 4         |
| Total Assists                           | <b>112 / 2</b> | <b>30 / 2</b>                         | <b>10 / 1</b> | 69 / 2        | 251 / 10      | <b>12 / 1</b>  |
| Total Blocks                            | <b>1 / 1</b>   | 50 / 3                                | <b>44 / 1</b> | 88 / 2        | 81 / 7        | <b>3 / 2</b>   |
| Total Rebounds                          | <b>2 / 1</b>   | <b>25 / 3</b>                         | 44 / 2        | 63 / 2        | 306 / 14      | <b>4 / 3</b>   |
| Total Rebs/Gm                           | <b>18 / 1</b>  | <b>41 / 1</b>                         | 171 / 6       | 72 / 4        | 322 / 14      | <b>18 / 2</b>  |
| Total Steals                            | <b>40 / 3</b>  | 208 / 9                               | 85 / 2        | 157 / 4       | <b>34 / 1</b> | <b>5 / 2</b>   |
| Turnover Margin                         | 184 / 5        | 169 / 7                               | <b>22 / 2</b> | <b>22 / 1</b> | <b>9 / 1</b>  | <b>58 / 2</b>  |
| Turnovers Forced                        | 154 / 5        | 306 / 10                              | 191 / 6       | 127 / 3       | <b>29 / 1</b> | 52 / 7         |
| Fewest TO/Gm                            | 208 / 7        | <b>26 / 2</b>                         | <b>4 / 1</b>  | <b>13 / 1</b> | <b>47 / 1</b> | 51 / 3         |
| W-L Pct                                 | 93 / 3         | <b>17 / 1</b>                         | <b>17 / 1</b> | <b>7 / 1</b>  | 89 / 5        | <b>17 / 2</b>  |
| MOST BLOCKED SHOTS:                     |                |                                       |               |               |               |                |
| at Nevada:                              | 11             | at Oregon State 12/05/15              |               |               |               |                |
|   | 10             | at Wyoming 01/20/16                   |               |               |               |                |
|   | 10             | vs Holy Names 11/30/15                |               |               |               |                |
|   | 9              | vs UNLV 03/08/18                      |               |               |               |                |
|   | 9              | at New Mexico 01/07/17                |               |               |               |                |
|   | 8              | 3x                                    |               |               |               |                |
| at Arkansas:                            | 11             | vs Alabama 02/24/21                   |               |               |               |                |
|   | 10             | vs Texas Southern 11/19/19            |               |               |               |                |
|   | 8              | vs Central Arkansas 12/12/20          |               |               |               |                |
|   | 8              | vs Southern 12/09/20                  |               |               |               |                |
|   | 8              | vs North Texas 11/28/20               |               |               |               |                |
|   | 8              | at Texas A&M 03/07/20                 |               |               |               |                |
|   | 8              | vs Valparaiso 12/21/19                |               |               |               |                |
| MOST TURNOVERS:                         |                |                                       |               |               |               |                |
| at Nevada:                              | 21             | at Texas Tech 12/05/17                |               |               |               |                |
|   | 21             | vs Morehead State 03/30/16            |               |               |               |                |
|   | 20             | vs Fresno Pacific 12/09/15            |               |               |               |                |
|   | 20             | at San Diego State 03/11/16           |               |               |               |                |
|   | 17             | 3x                                    |               |               |               |                |
| at Arkansas:                            | 21             | vs Rice 11/05/19                      |               |               |               |                |
|   | 20             | vs Missouri 03/12/21                  |               |               |               |                |
|   | 20             | at Tennessee 01/06/21                 |               |               |               |                |
|   | 20             | vs Austin Peay 12/03/19               |               |               |               |                |
|   | 19             | vs Valparaiso 12/21/19                |               |               |               |                |
| MOST FOULS:                             |                |                                       |               |               |               |                |
| at Nevada:                              | 38             | at Wichita State 12/22/15             |               |               |               |                |
|   | 30             | at New Mexico 01/07/17                |               |               |               |                |
|   | 30             | at New Mexico 12/30/15                |               |               |               |                |
|   | 28             | at Utah State 03/02/19                |               |               |               |                |
| at Arkansas:                            | 32             | at Missouri 02/08/20                  |               |               |               |                |
|   | 28             | Missouri 01/02/21                     |               |               |               |                |
|   | 28             | at Texas A&M 03/07/20                 |               |               |               |                |
|   | 26             | at Tennessee 02/11/20                 |               |               |               |                |
|   | 23             | 3x - Last: vs South Carolina 01/29/20 |               |               |               |                |
| OPPONENT GAME HIGHS (at Ark):           |                |                                       |               |               |               |                |
| POINTS                                  | 99             | at Georgia 02/29/20                   |               |               |               |                |
|   | 92             | at LSU 01/13/21                       |               |               |               |                |
|   | 90             | at Alabama 01/16/21                   |               |               |               |                |
|   | 90             | vs LSU 03/04/20                       |               |               |               |                |
|   | 86             | at Western Kentucky 12/07/19          |               |               |               |                |
|   | 85             | at Auburn 12/30/20                    |               |               |               |                |
| FG MADE                                 | 38             | at Georgia 02/29/20                   |               |               |               |                |
|   | 34             | at LSU 01/13/21                       |               |               |               |                |
|   | 31             | vs Texas A&M 03/06/21                 |               |               |               |                |
|   | 31             | at Oklahoma State 01/31/21            |               |               |               |                |
|   | 31             | at Alabama 01/16/21                   |               |               |               |                |
|   | 31             | vs LSU 03/04/20                       |               |               |               |                |
|   | 31             | at Western Kentucky 12/07/19          |               |               |               |                |
| FG ATTEMPTS                             | 76             | vs LSU 02/21/27                       |               |               |               |                |
|   | 72             | at South Carolina 02/03/21            |               |               |               |                |
|   | 72             | vs Mississippi Valley 11/25/20        |               |               |               |                |
|   | 72             | vs Valparaiso 12/21/19                |               |               |               |                |
|   | 70             | vs LSU 03/04/20                       |               |               |               |                |
|   | 69             | vs Georgia 01/09/21                   |               |               |               |                |

|             |                     |  |
|-------------|---------------------|--|
| FG PCT      | .588 (30-51)        | vs Mississippi State 02/15/20              |
|             | .567 (38-67)        | at Georgia 02/29/20                        |
|             | .523 (34-65)        | at LSU 01/13/21                            |
|             | .519 (28-54)        | at Auburn 12/30/20                         |
|             | .509 (28-55)        | vs South Carolina 01/29/20                 |
|             | .508 (31-61)        | vs Texas A&M 03/06/21                      |
|             | .508 (31-61)        | at Oklahoma State 01/31/21                 |
| 3 PT MADE   | <b>17</b>           | <b>vs Northern Iowa 11/17/21</b>           |
|             | 15                  | at Alabama 01/16/21                        |
|             | 15                  | at Auburn 12/30/20                         |
|             | 14                  | at Kentucky 02/09/21                       |
|             | <b>13</b>           | <b>vs Gardner-Webb 11/13/21</b>            |
|             | <b>13</b>           | <b>vs Mercer 11/09/21</b>                  |
|             | 13                  | at Missouri 02/13/21                       |
|             | 13                  | vs Mississippi Valley 11/25/20             |
| 3 PT ATT    | 39                  | vs Mississippi Valley 11/25/20             |
|             | <b>37</b>           | <b>vs Northern Iowa 11/17/21</b>           |
|             | 33                  | vs Alabama 02/24/21                        |
|             | 32                  | at Missouri 02/13/21                       |
|             | <b>31</b>           | <b>5x - Last: vs Gardner-Webb 11/13/21</b> |
| 3 PT PCT    | .538 (14-26)        | at Kentucky 02/09/21                       |
|             | .533 (8-15)         | vs Baylor 03/29/21                         |
|             | .517 (15-29)        | at Auburn 12/30/20                         |
|             | .474 (9-19)         | vs LSU 03/13/21                            |
|             | <b>.459 (17-37)</b> | <b>vs Northern Iowa 11/17/21</b>           |
| FT MADE     | 34                  | at Missouri 02/08/20                       |
|             | 28                  | vs Missouri 01/02/21                       |
|             | 27                  | at Mississippi State 01/22/20              |
|             | 25                  | at Ole Miss 01/11/20                       |
| FT ATTEMPTS | 44                  | at Missouri 02/08/20                       |
|             | 39                  | vs Missouri 01/02/21                       |
|             | 33                  | vs South Carolina 01/29/20                 |
|             | 31                  | at Texas A&M 03/07/20                      |
|             | 31                  | at Mississippi State 01/22/20              |
| FT PCT      | 1.000 (14-14)       | vs Florida 02/16/21                        |
|             | .962 (25-26)        | at Ole Miss 01/11/20                       |
|             | .871 (27-31)        | at Mississippi State 01/22/20              |
|             | .867 (13-15)        | vs LSU 03/13/21                            |
|             | .846 (11-13)        | vs Austin Peay 12/03/19                    |
| REBOUNDS    | 53                  | at LSU 01/08/20                            |
|             | 52                  | at Missouri 02/08/20                       |
|             | 51                  | vs Missouri 01/02/21                       |
|             | 48                  | at LSU 01/13/21                            |
|             | 47                  | 2x - Last: vs Kentucky 01/18/20            |
| OFF REB     | 23                  | at LSU 01/08/20                            |
|             | 16                  | at Missouri 02/08/20                       |
|             | 15                  | 4x   |
| DEF REB     | 41                  | vs Missouri 01/02/21                       |
|             | 37                  | at Georgia Tech 11/25/19                   |
|             | 35                  | vs Kentucky 01/18/20                       |
|             | 34                  | at Alabama 01/16/21                        |
|             | 34                  | at LSU 01/13/21                            |
|             | 34                  | vs Valparaiso 12/21/19                     |
| ASSISTS     | 18                  | at Kentucky 02/09/21                       |
|             | 18                  | at Alabama 01/16/21                        |
|             | <b>17</b>           | <b>vs Northern Iowa 11/17/21</b>           |
|             | <b>17</b>           | <b>Gardner-Webb 11/13/21</b>               |
|             | <b>17</b>           | <b>vs Mercer 11/09/21</b>                  |
|             | 17                  | vs Baylor 03/29/21                         |
|             | 17                  | vs Colgate 03/19/21                        |
|             | 17                  | at Tennessee 02/11/20                      |
| STEALS      | 12                  | at Alabama 01/16/21                        |
|             | 10                  | vs LSU 03/13/21                            |
|             | 10                  | at Oklahoma State 01/30/21                 |
|             | 10                  | at Tennessee 01/06/21                      |
|             | 10                  | vs Northern Kentucky 11/30/19              |
|             | <b>9</b>            | <b>5x - Last: vs Penn 11/28/21</b>         |
| BLOCKS      | 9                   | vs Auburn 01/20/21                         |
|             | 9                   | at Tennessee 01/06/21                      |
|             | 7                   | at Oklahoma State 01/30/21                 |
|             | 7                   | vs Oral Roberts 12/20/20                   |
|             | 6                   | 6x - Last: vs Ole Miss 01/27/21            |
| TURNOVERS   | 27                  | vs Rice 11/05/19                           |
|             | 26                  | vs Mississippi State 02/02/21              |
|             | <b>25</b>           | <b>vs Central Arkansas 12/01/21</b>        |
|             | 24                  | at Georgia Tech 11/25/19                   |
|             | 24                  | vs Texas Southern 11/19/19                 |
|             | 23                  | vs Montana 11/16/19                        |
| FOULS       | 35                  | vs LSU 03/04/20                            |
|             | 33                  | vs South Carolina 01/29/20                 |
|             | 32                  | vs Alabama 02/24/21                        |
|             | 29                  | vs Missouri 01/02/21                       |
|             | 27                  | 2x - Last: at Missouri 02/08/20            |

## ARKANSAS TEAM GAME LOWS:

|            |    |                               |
|------------|----|-------------------------------|
| FEWEST PTS | 59 | at Alabama 01/16/21           |
|            | 59 | at Florida 02/18/20           |
|            | 61 | vs Mississippi State 02/02/21 |
|            | 61 | at Tennessee 02/11/20         |
|            | 62 | at Georgia Tech 11/25/19      |
| FEWEST FG  | 15 | at Tennessee 02/11/20         |
|            | 19 | vs Missouri 01/02/21          |
|            | 19 | vs Kentucky 01/18/20          |

|                |                     |   |
|----------------|---------------------|---|
|                | 20                  | vs North Texas 11/12/19                         |
|                | 20                  | vs Montana 11/16/19                             |
| FEWEST FGA     | 45                  | vs North Texas 11/12/19                         |
|                | 46                  | vs Austin Peay 12/03/19                         |
|                | 49                  | at Tennessee 02/11/20                           |
| LOWEST FG%     | .268 (19-71)        | vs Missouri 01/02/21                            |
|                | .306 (15-49)        | at Tennessee 02/11/20                           |
|                | .333 (21-63)        | at Alabama 01/16/21                             |
|                | .333 (19-57)        | vs Kentucky 01/18/20                            |
|                | .342 (26-79)        | at LSU 01/13/21                                 |
| FEWEST 3PT FG  | 1                   | vs Oral Roberts 03/27/21                        |
|                | 2                   | vs Mississippi State 02/02/21                   |
|                | <b>3</b>            | <b>vs Penn 11/28/21</b>                         |
|                | <b>3</b>            | <b>vs Cincinnati 11/23/21</b>                   |
|                | <b>3</b>            | <b>vs Kansas State 11/22/21</b>                 |
|                | 3                   | vs Northern Kentucky 11/30/19                   |
|                | 3                   | at Missouri 02/08/20                            |
|                | 3                   | at Florida 02/18/20                             |
|                | <b>4</b>            | <b>10x - Last: vs Central Arkansas 12/01/21</b> |
| FEWEST 3 FGA   | 9                   | vs Oral Roberts 03/27/21                        |
|                | 9                   | vs TCU 01/25/20                                 |
|                | 11                  | s Baylor 03/29/21                               |
|                | 14                  | vs Alabama 02/24/21                             |
|                | 14                  | at Missouri 02/08/20                            |
|                | 15                  | 3x - Last: vs Missouri 03/12/21                 |
| LOWEST 3 PT%   | .111 (1-9)          | vs Oral Roberts 03/27/21                        |
|                | .118 (2-17)         | vs Mississippi State 02/02/21                   |
|                | <b>.136 (3-22)</b>  | <b>vs Kansas State 11/22/21</b>                 |
|                | .167 (4-24)         | vs Oral Roberts 12/20/20                        |
|                | .167 (3-18)         | vs Northern Kentucky 11/30/19                   |
|                | <b>.176 (3-17)</b>  | <b>vs Penn 11/28/21</b>                         |
|                | <b>.176 (3-17)</b>  | <b>vs Cincinnati 11/23/21</b>                   |
| FEWEST FT      | 4                   | at Oklahoma State 01/30/21                      |
|                | 6                   | at Mississippi State 01/22/20                   |
|                | 7                   | vs Rice 11/05/19                                |
|                | 8                   | 4x - Last: at Tennessee 01/06/21                |
| FEWEST FTA     | 7                   | at Oklahoma State 01/30/21                      |
|                | 8                   | vs Central Arkansas 12/12/20                    |
|                | 10                  | at Tennessee 01/06/21                           |
|                | 11                  | vs Rice 11/05/19                                |
|                | 11                  | at Mississippi State 01/22/20                   |
| LOWEST FT%     | .471 (8-17)         | vs Southern 12/09/20                            |
|                | <b>.500 (13-26)</b> | <b>vs Central Arkansas 12/01/21</b>             |
|                | .533 (8-15)         | vs Vanderbilt 01/15/20                          |
|                | .545 (6-11)         | at Mississippi State 01/22/20                   |
|                | <b>.563 (9-16)</b>  | <b>vs Penn 11/28/21</b>                         |
| FEWEST REBS    | 23                  | vs Missouri 02/22/20                            |
|                | 24                  | vs North Texas 11/12/19                         |
|                | 24                  | at LSU 01/08/20                                 |
|                | 25                  | at Texas A&M 03/07/20                           |
| FEWEST OFF REB | 2                   | vs Missouri 02/22/20                            |
|                | 3                   | at LSU 01/08/20                                 |
|                | 3                   | at Georgia Tech 11/25/19                        |
|                | 4                   | vs North Texas 11/12/19                         |
|                | 5                   | at South Carolina 03/02/21                      |
|                | 5                   | at Kentucky 02/09/21                            |
| FEWEST DEF REB | 15                  | at Florida 02/18/20                             |
|                | 18                  | at Tennessee 02/11/20                           |
|                | 18                  | vs TCU 01/25/20                                 |
|                | 19                  | vs Mississippi State 02/15/20                   |
| FEWEST ASSISTS | 6                   | at Tennessee 02/11/20                           |
|                | <b>7</b>            | <b>vs Kansas State 11/22/21</b>                 |
|                | 7                   | vs Missouri 01/02/21                            |
|                | 7                   | at Alabama 02/01/20                             |
|                | 8                   | 6x - last at Alabama 01/16/21                   |
| FEWEST STEALS  | 0                   | vs Texas Tech 03/21/21                          |
|                | 2                   | at Tennessee 01/06/21                           |
|                | 4                   | at Western Kentucky 12/07/19                    |
|                | 4                   | vs Mississippi State 02/15/20                   |
|                | 4                   | vs LSU 03/04/20                                 |
| FEWEST BLOCKS  | 1                   | vs Texas Tech 03/21/21                          |
|                | 1                   | vs Georgia 01/09/21                             |
|                | 1                   | vs Northern Kentucky 11/30/19                   |
|                | 1                   | vs South Carolina 01/29/20                      |
|                | 1                   | vs Mississippi State 02/15/20                   |
|                | 1                   | at Florida 02/18/20                             |
|                | 2                   | 8x last at Tennessee 01/06/21                   |
| FEWEST TO      | <b>5</b>            | <b>vs Northern Iowa 11/17/21</b>                |
|                | 5                   | vs LSU 03/04/20                                 |
|                | 6                   | at Kentucky 02/09/21                            |
|                | 6                   | at Georgia 02/29/20                             |
|                | 7                   | 5x  |
| FOULS          | <b>6</b>            | <b>vs Mercer 11/09/21</b>                       |
|                | 10                  | vs Southern 12/09/20                            |
|                | 12                  | vs Mississippi Valley 11/25/20                  |
|                | <b>14</b>           | <b>5x: Last: vs Penn 11/28/21</b>               |

## OPPONENT GAME LOWS (at Ark):

|            |    |                                 |
|------------|----|---------------------------------|
| FEWEST PTS | 43 | vs Rice 11/05/19                |
|            | 43 | vs North Texas 11/12/19         |
|            | 44 | vs Southern 12/09/20            |
|            | 45 | vs Mississippi State 02/02/21   |
|            | 46 | vs Montana 11/16/19             |
| FEWEST FG  | 15 | vs Mississippi State 02/02/21   |
|            | 15 | vs Lipscomb 12/05/20            |
|            | 16 | vs Rice 11/05/19                |
|            | 17 | vs North Texas 11/12/19         |
|            | 18 | 2x - Last: vs Southern 12/09/20 |

|                 |                    |   |
|-----------------|--------------------|---|
| FEWEST FGA      | 45                 | vs Texas A&M 01/04/20                           |
|                 | 46                 | at Florida 02/18/20                             |
|                 | 48                 | vs Vanderbilt 01/15/20                          |
|                 | 49                 | vs Mississippi State 02/02/21                   |
| LOWEST FG%      | .254 (15-59)       | vs Lipscomb 12/05/20                            |
|                 | .286 (18-63)       | vs Southern 12/09/20                            |
|                 | .286 (16-56)       | vs Rice 11/05/19                                |
|                 | .306 (15-49)       | vs Mississippi State 02/02/21                   |
|                 | .321 (18-56)       | vs Montana 11/16/19                             |
| FEWEST 3PT FG   | 1                  | vs Ole Miss 01/27/21                            |
|                 | 1                  | vs Southern 12/09/20                            |
|                 | 2                  | vs North Texas 11/28/20                         |
|                 | 2                  | vs Rice 11/05/19                                |
|                 | 2                  | vs North Texas 11/12/19                         |
|                 | 2                  | vs Montana 11/16/19                             |
|                 | 2                  | vs Texas Southern 11/19/19                      |
|                 | 2                  | at Georgia Tech 11/25/19                        |
| FEWEST 3 FGA    | 7                  | vs Mississippi State 02/15/20                   |
|                 | 11                 | vs Texas Southern 11/19/19                      |
|                 | 12                 | vs South Dakota 11/22/19                        |
|                 | 12                 | at Georgia Tech 11/25/19                        |
| LOWEST 3 PT%    | .063 (1-16)        | vs Ole Miss 01/27/21                            |
|                 | .077 (1-13)        | vs Southern 12/09/20                            |
|                 | .080 (2-25)        | vs Rice 11/05/19                                |
|                 | .118 (2-17)        | vs North Texas 11/12/19                         |
|                 | .125 (2-16)        | vs Montana 11/16/19                             |
| FEWEST FT       | 3                  | vs Alabama 02/24/21                             |
|                 | 3                  | vs Mississippi Valley 11/25/20                  |
|                 | 6                  | vs LSU 02/27/21                                 |
|                 | 7                  | 3x - Last: vs Southern 12/09/20                 |
| FEWEST FTA      | 3                  | vs Alabama 02/24/21                             |
|                 | 6                  | vs Mississippi Valley 11/25/20                  |
|                 | 10                 | vs Texas A&M 03/06/21                           |
|                 | 10                 | vs Southern 12/09/20                            |
|                 | <b>11</b>          | <b>2x - last vs Gardner-Webb 11/13/21</b>       |
| LOWEST FT%      | .375 (3-8)         | vs Alabama 02/24/21                             |
|                 | <b>.467 (7-15)</b> | <b>vs Central Arkansas 12/01/21</b>             |
|                 | .500 (6-12)        | vs LSU 02/21/21                                 |
|                 | .500 (9-18)        | at Indiana 12/29/19                             |
|                 | .515 (17-33)       | vs South Carolina 01/29/20                      |
| FEWEST REBS     | <b>22</b>          | <b>vs Mercer 11/09/21</b>                       |
|                 | 27                 | vs Rice 11/05/19                                |
|                 | <b>28</b>          | <b>vs Penn 11/28/21</b>                         |
|                 | 28                 | at Tennessee 01/06/21                           |
|                 | 28                 | vs Abilene Christian 12/20/20                   |
|                 | 28                 | vs Mississippi State 02/15/20                   |
| FEWEST OFF REBS | <b>4</b>           | <b>vs Mercer 11/09/21</b>                       |
|                 | 4                  | vs Mississippi State 02/15/20                   |
|                 | 4                  | vs Vanderbilt 01/15/20                          |
|                 | <b>5</b>           | <b>vs Central Arkansas 12/01/21</b>             |
|                 | <b>5</b>           | <b>vs Gardner-Webb 11/13/21</b>                 |
|                 | 5                  | vs Missouri 03/12/21                            |
|                 | 5                  | vs South Carolina 01/29/20                      |
|                 | 5                  | vs Northern Kentucky 11/30/19                   |
| FEWEST DEF REBS | <b>18</b>          | <b>vs Mercer 11/09/21</b>                       |
|                 | 18                 | vs Baylor 03/29/21                              |
|                 | 20                 | vs Texas A&M 03/06/21                           |
|                 | 20                 | vs Abilene Christian 12/20/20                   |
|                 | 20                 | vs UT Arlington 12/02/20                        |
|                 | 20                 | vs Tennessee 02/26/20                           |
|                 | 20                 | vs Austin Peay 12/03/19                         |
| FEWEST ASSISTS  | 5                  | vs Southern 12/09/20                            |
|                 | 6                  | vs Florida 02/16/21                             |
|                 | 6                  | at Ole Miss 01/11/20                            |
|                 | 6                  | at Missouri 02/08/20                            |
|                 | <b>7</b>           | <b>4x - Last: vs Kansas State 11/22/21</b>      |
| FEWEST STEALS   | 0                  | vs Vanderbilt 01/15/20                          |
|                 | <b>1</b>           | <b>vs Cincinnati 11/23/21</b>                   |
|                 | 1                  | at Kentucky 02/09/21                            |
|                 | 1                  | at LSU 01/08/20                                 |
|                 | 2                  | vs LSU 02/27/21                                 |
|                 | 2                  | at Georgia 02/29/20                             |
| FEWEST BLOCKS   | 0                  | vs Georgia 01/09/21                             |
|                 | 0                  | Southern 12/09/20                               |
|                 | 0                  | vs North Texas 11/12/19                         |
|                 | 0                  | vs Austin Peay 12/03/19                         |
|                 | <b>1</b>           | <b>11x - Last: vs Central Arkansas 12/01/21</b> |
| FEWEST TO       | 5                  | at Tennessee 01/06/21                           |
|                 | 7                  | vs Lipscomb 12/05/20                            |
|                 | 8                  | vs LSU 02/27/21                                 |
|                 | 9                  | 3x - Last: vs Texas Tech 03/21/21               |
| FEWEST FOULS    | 12                 | at Tennessee 01/06/21                           |
|                 | 12                 | vs Central Arkansas 12/12/20                    |
|                 | <b>14</b>          | <b>vs Penn 11/28/21</b>                         |
|                 | <b>14</b>          | <b>vs Northern Iowa 11/17/21</b>                |
|                 | 14                 | vs LSU 03/13/21                                 |
|                 | 14                 | at South Carolina 03/02/21                      |
|                 | 14                 | at Oklahoma State 01/30/21                      |

## IN HIS FIRST SIX YEARS AS A COLLEGIATE HEAD COACH

- » Led the NCAA in 3-pt FG Pct Defense (2020)
- » Led the NCAA in Free Throws Made (2016)
- » Ranked 1st (3x) or 2nd (3x) six times in the league in FT Made
- » Ranked 1st (4x) or 2nd (2x) six times in the league in FT Attempts
- » 6x - Ranked among NCAA top 25 in FT Made AND FT Attempts
- » 4x - Led the league in Scoring Margin (2017, '18, '19, '21)
- » 4x - Led the league in Fewest Turnovers (2017, '18, '19, '20)
- » 3x - Led the league in Overall W-L Percentage (2017, '18, '19)
- » 3x - Led the league in Assist-To-TO Ratio (2017, '18, '19)
- » 3x - In NCAA top 20 in 3PTFG% Defense (2017, '18, '20)

### OTHER TEAM HIGHLIGHTS

- » 2nd in the NCAA in Assist-To-TO Ratio (2018)
- » 2nd in the NCAA in Total Rebounds (2016)
- » 2nd in the NCAA in Free Throws Made (2021)
- » 3rd in the NCAA in Total Blocked Shots (2016)
- » 4th in the NCAA in Rebound Margin (2016)
- » 4th in the NCAA in Fewest TO Per Gm (2018)
- » 7th in the NCAA in Blocks Per Game (2016)
- » 9th in the NCAA in Scoring Margin (2019)
- » 9th in the NCAA in Turnover Margin (2020)
- » 10th in the NCAA in Total Assists (2018)

### PLAYER HIGHLIGHTS

- » 6 Players in the NBA over past three years
- » 4x - Player led his league in 3-PT FG Made AND 3-PT FG Attempts
- » 3x - Player led his league in points scored
- » 4 All-American Honors (Caleb Martin 2x, Mason Jones, Moses Moody)
- » 2 Conference Players of the Year
- » 2 Conference Freshman of the Year
- » 3 Conference Newcomers of the Year
- » 5 All-Defensive Team Honors
- » 3 Conference 6th Man Award
- » 1 Conference Defensive Player of the Year
- » 17 All-Conference Honors

## MUSSELMAN MILESTONE WINS

### OVERALL

|     |          |  |        |
|-----|----------|--|--------|
| 1   | 11/13/15 | vs Coastal Carolina (Honolulu, Hawaii) | 73-56  |
| 100 | 01/24/19 | Colorado State (Reno, Nev.)            | 100-60 |
| 150 | 03/02/21 | at South Carolina (Columbia, S.C.)     | 101-73 |

### AT ARKANSAS

|    |          |                                  |       |
|----|----------|----------------------------------|-------|
| 1  | 11/05/19 | Rice (Fayetteville, Ark.)        | 91-43 |
| 50 | 11/23/21 | vs Cincinnati (Kansas City, Mo.) | 73-67 |

## MUSSELMAN PLAYERS OF NOTE

### CODY MARTIN

NEVADA

- Charlotte Hornets (Free Agent) • 2019-pres.
- 2x All-Mountain West (2018 and 2019)
- 2018 Mountain West Defensive Player of the Year

### CALEB MARTIN

NEVADA

- Hornets (2019 2nd Rd / 36th pick) • Heat 2021-pres.
- 2x First Team All-America (2018 and 2019)
- 2018 Mountain West Player & Newcomer of the Year

### JORDAN CAROLINE

NEVADA

- 3x First Team All-Mountain West (2018 and 2019)

### CAM OLIVER

NEVADA

- Rockets (2021 Free Agent) • South Bay Lakers 2021-pres.
- Led Australian NBL in rebounding in 2020; named All-NBA

### JALEN HARRIS

NEVADA

- Toronto Raptors (2nd Rd / 59th pick) • 2020

### ISAIAH JOE

ARKANSAS

- Philadelphia 76ers (2nd Rd • 49th pick) • 2020-pres

### MASON JONES

ARKANSAS

- Rockets & 76ers (2020 Free Agent) • South Bay Lakers 2021
- 2020 All-American
- 2020 SEC Player of the Year

### MOSES MOODY

ARKANSAS

- Golden State Warriors (1st Rd • 14th pick) • 2021
- 1st "one-and-done" in Arkansas history
- 2021 All-American
- 2021 SEC Freshman & Newcomer of the Year

### JD NOTAE

ARKANSAS

- 2021 Bleacher Report's National and SEC 6th Man of the Year

## MUSSELMAN RECORD • POINTS SCORED

|                             |       |
|-----------------------------|-------|
| Scoring Below 50 Points:    | 0-0   |
| - At Arkansas               | 0-0   |
| Home:                       | 0-0   |
| Away:                       | 0-0   |
| Neutral:                    | 0-0   |
| Scoring 50-59 Points:       | 0-9   |
| - At Arkansas:              | 0-1   |
| Home:                       | 0-1   |
| Away:                       | 0-6   |
| Neutral:                    | 0-2   |
| Scoring 60-69 Points:       | 17-15 |
| - At Arkansas               | 9-4   |
| Home:                       | 10-4  |
| Away:                       | 3-8   |
| Neutral:                    | 4-3   |
| Scoring 70-79 Points:       | 55-21 |
| - At Arkansas               | 17-10 |
| Home:                       | 31-4  |
| Away:                       | 14-12 |
| Neutral:                    | 10-5  |
| Scoring 80-89 Points:       | 56-3  |
| - At Arkansas               | 14-1  |
| Home:                       | 32-0  |
| Away:                       | 15-2  |
| Neutral:                    | 9-1   |
| Scoring 90-99 Points:       | 23-1  |
| - At Arkansas               | 8-0   |
| Home:                       | 14-0  |
| Away:                       | 8-1   |
| Neutral:                    | 1-0   |
| Scoring 100 or More Points: | 11-1  |
| - At Arkansas               | 3-0   |
| Home:                       | 7-0   |
| Away:                       | 3-1   |
| Neutral:                    | 1-0   |

## BEST WINNING PERCENTAGE among active NCAA Division I head coaches

(min 5 yrs • Division I wins)

([https://stats.NCAA.org/head\\_coaches](https://stats.NCAA.org/head_coaches) • Thru Dec. 2)

|    |                                 |             |               |               |
|----|---------------------------------|-------------|---------------|---------------|
| 1  | Mark Few, Gonzaga               | .835        | 637-126       | 23rd yr       |
| 2  | Bill Self, Kansas               | .766        | 734-224       | 29th yr       |
| 3  | Mike Krzyzewski, Duke           | .765        | 1177-362      | 47th yr       |
| 4  | John Calipari, Kentucky         | .763        | 748-232       | 30th yr       |
| 5  | Chris Jans, New Mexico State    | .756        | 121-39        | 6th yr        |
| 6  | Brian Dutcher, San Diego St.    | .754        | 101-33        | 5th yr        |
| 7  | <b>ERIC MUSSELMAN, ARKANSAS</b> | <b>.753</b> | <b>162-53</b> | <b>7th yr</b> |
| 8  | Tony Bennett, Virginia          | .726        | 369-139       | 15th yr       |
| 9  | Bruce Pearl, Auburn             | .718        | 606-238       | 26th yr       |
| 10 | Bob Richey, Furman              | .718        | 94-37         | 6th yr        |



## MUSSELMAN RECORD • POINTS ALLOWED

|                                     |       |
|-------------------------------------|-------|
| Opponent Scores Below 50 Points:    | 7-0   |
| - At Arkansas                       | 5-0   |
| Home:                               | 6-0   |
| Away:                               | 1-0   |
| Neutral:                            | 0-0   |
| Opponent Scores 50-59 Points:       | 25-1  |
| - At Arkansas                       | 7-0   |
| Home:                               | 18-1  |
| Away:                               | 6-0   |
| Neutral:                            | 1-0   |
| Opponent Scores 60-69 Points:       | 66-6  |
| - At Arkansas                       | 22-0  |
| Home:                               | 40-0  |
| Away:                               | 12-2  |
| Neutral:                            | 14-4  |
| Opponent Scores 70-79 Points:       | 44-19 |
| - At Arkansas                       | 12-0  |
| Home:                               | 23-5  |
| Away:                               | 14-11 |
| Neutral:                            | 7-3   |
| Opponent Scores 80-89 Points:       | 18-16 |
| - At Arkansas                       | 5-6   |
| Home:                               | 7-3   |
| Away:                               | 8-11  |
| Neutral:                            | 3-2   |
| Opponent Scores 90-99 Points:       | 2-6   |
| - At Arkansas                       | 1-3   |
| Home:                               | 2-2   |
| Away:                               | 0-3   |
| Neutral:                            | 0-1   |
| Opponent Scores 100 or More Points: | 1-2   |
| - At Arkansas                       | 0-0   |
| Home:                               | 0-0   |
| Away:                               | 1-2   |
| Neutral:                            | 0-0   |





# STANLEY UMUDE

Pronounced: UH-Moo-day

Gr.Sr. | G | 6-6 | 210 | San Antonio, Texas | Warren HS | Univ. of South Dakota



@StanleyUmude\_



@stanleyumude

## GENERAL:

- Member of the Southeastern Conference Men's and Women's Basketball Leadership Council.
- Played four seasons at South Dakota ... Tabbed **first team All-Summit League twice** (2021 and 2019) and earned second team all-league honors in 2020 ... **Ranked ninth in the NCAA in scoring** (21.6) in 2020-21 ... Graduated from South Dakota in the spring of 2021 with a Bachelor of General Studies degree ... Scored 1,520 points in his career to rank 11th on the Coyotes' all-time list while pulling down 549 rebounds with 183 assists, 91 blocked shots (8th in USD history) and 55 steals.

## 2021-22 HIGHLIGHTS:

- UNI:** Just missed a double-double with 10 points and 9 rebounds (including 8 defensive).
- Penn:** Had 19 points and seven rebounds in the win ... Made 7-of-10 FG / 2-of-3 3PT.
- UCA:** Threatened another double-double with a game-high 19 points with eight rebounds, two steals and two blocked shots ... Was a bright spot with 14 first-half points, including nine over the final 8 minutes (Arkansas was down 2 then led by six at the half).

## DOUBLE-DOUBLES (13)

| SOPHOMORE |                       |        | (3)    |
|-----------|-----------------------|--------|--------|
| 12/29/18  | at North Dakota State | 17 pts | 11 reb |
| 02/07/19  | at OMAHA              | 24 pts | 10 reb |
| 02/20/19  | DENVER                | 18 pts | 10 reb |
| JUNIOR    |                       |        | (5)    |
| 11/30/19  | at Northern Arizona   | 18 pts | 14 reb |
| 12/02/19  | at Washington         | 17 pts | 13 reb |
| 12/06/19  | MOUNT MARTY           | 19 pts | 14 reb |
| 01/19/20  | at South Dakota State | 11 pts | 10 reb |
| 01/30/20  | at Denver             | 23 pts | 13 reb |
| SENIOR    |                       |        | (5)    |
| 12/01/20  | at Nebraska           | 25 pts | 12 reb |
| 12/12/20  | vs South Dakota State | 41 pts | 11 reb |
| 01/03/21  | DENVER                | 27 pts | 11 reb |
| 01/23/21  | at Western Illinois   | 14 pts | 11 reb |
| 02/13/21  | at North Dakota       | 26 pts | 13 reb |

^ - Consecutive games

|   |        |
|---|--------|
| • Led his team/ARK in Pts: .....        | 41 / 1 |
| • Led his team/ARK in Reb: .....        | 37 / 1 |
| • Led his team/ARK Assists: .....       | 8 / 0  |
| • Led his tm/ARK in PTS•REB Same Gm ... | 13 / 0 |
| • Led his tm/ARK in P•R•A Same Gm ...   | 4 / 0  |
| • CAREER: Double-figure Pts: .....      | 75 / 4 |
| Double-figure Rebs: .....               | 14 / 0 |
| 20-pt gms: .....                        | 31 / 0 |
| 30-pt gms - 40-pt gms: .....            | 5 - 1  |
| Gms with a 3PT FG: .....                | 64 / 4 |
| Gms with 3+ PT FG: .....                | 9 / 0  |
| Gms with 2+ Steals: .....               | 13 / 0 |
| Gms with 3+ Assists: .....              | 31 / 1 |
| Gms with 5+ Rebs: .....                 | 64 / 3 |

## STANLEY UMUDE'S 2021-22 GAME STATS

| Opponent         | Date     | GS | Min | FG | FGA | Pct  | 3FG | 3A | Pct   | FT | FTA | Pct  | O | D  | Tot | Avg | PF | FO | A | TO | Blk | Stl | Pts | Avg  |
|------------------|----------|----|-----|----|-----|------|-----|----|-------|----|-----|------|---|----|-----|-----|----|----|---|----|-----|-----|-----|------|
| MERCER           | 11/09/21 | *  | 17  | 3  | 7   | .429 | 0   | 1  | .000  | 0  | 0   | .000 | 1 | 2  | 3   | 3.0 | 0  | 0  | 1 | 1  | 0   | 0   | 6   | 6.0  |
| GARDNER-WEBB     | 11/13/21 |    | 27  | 4  | 7   | .571 | 1   | 1  | 1.000 | 0  | 0   | .000 | 1 | 3  | 4   | 3.5 | 2  | 0  | 3 | 2  | 0   | 0   | 9   | 7.5  |
| NORTHERN IOWA    | 11/17/21 |    | 29  | 4  | 10  | .400 | 1   | 2  | .500  | 1  | 2   | .500 | 1 | 8  | 9   | 5.3 | 2  | 0  | 1 | 1  | 1   | 1   | 10  | 8.3  |
| vs Kansas State  | 11/22/21 |    | 21  | 5  | 9   | .556 | 0   | 2  | .000  | 0  | 0   | .000 | 1 | 3  | 4   | 5.0 | 3  | 0  | 0 | 2  | 1   | 2   | 10  | 8.8  |
| vs Cincinnati    | 11/23/21 |    | 8   | 2  | 5   | .400 | 0   | 1  | .000  | 0  | 0   | .000 | 0 | 1  | 1   | 4.2 | 0  | 0  | 0 | 1  | 0   | 1   | 4   | 7.8  |
| PENN             | 11/28/21 |    | 34  | 7  | 10  | .700 | 2   | 3  | .667  | 3  | 5   | .600 | 0 | 7  | 7   | 4.7 | 2  | 0  | 0 | 2  | 1   | 1   | 19  | 9.7  |
| CENTRAL ARKANSAS | 12/01/21 |    | 24  | 7  | 15  | .467 | 1   | 3  | .333  | 2  | 6   | .333 | 5 | 3  | 8   | 5.1 | 2  | 0  | 1 | 3  | 2   | 2   | 17  | 10.7 |
| Totals           |          | 1  | 160 | 32 | 63  | .508 | 5   | 13 | .385  | 6  | 13  | .462 | 9 | 27 | 36  | 5.1 | 11 | 0  | 6 | 12 | 5   | 7   | 75  | 10.7 |



## PERSONAL BESTS

### POINTS

|            |                                  |
|------------|----------------------------------|
| Season: 17 | vs Central Arkansas (12/01/21)   |
| Career: 41 | vs South Dakota State (12/12/20) |
| SEC:       |                                  |

### FG MADE

|            |                                  |
|------------|----------------------------------|
| Season: 7  | vs Central Arkansas (12/01/21)   |
| Career: 17 | vs South Dakota State (12/12/20) |
| SEC:       |                                  |

### FG ATTEMPTED

|            |                                  |
|------------|----------------------------------|
| Season: 15 | vs Central Arkansas (12/01/21)   |
| Career: 26 | vs South Dakota State (12/12/20) |
| SEC:       |                                  |

### 3-PT FG MADE

|                |                                     |
|----------------|-------------------------------------|
| Season: 1 (3x) | last vs Central Arkansas (12/01/21) |
| Career: 5      | vs North Dakota State (11/25/20)    |
| SEC:           |                                     |

### 3-PT FG ATT

|           |                                |
|-----------|--------------------------------|
| Season: 3 | vs Central Arkansas (12/01/21) |
| Career: 9 | vs North Dakota (12/10/20)     |
| SEC:      |                                |

### FT MADE

|            |                                |
|------------|--------------------------------|
| Season: 2  | vs Central Arkansas (12/01/21) |
| Career: 14 | at Oral Roberts (02/15/20)     |
| SEC:       |                                |

### FT ATTEMPTED

|            |                                |
|------------|--------------------------------|
| Season: 6  | vs Central Arkansas (12/01/21) |
| Career: 20 | at Oral Roberts (02/15/20)     |
| SEC:       |                                |

### REBOUNDS

|                 |                              |
|-----------------|------------------------------|
| Season: 9       | vs UNI (11/17/21)            |
| Career: 14 (2x) | last vs Mt. Marty (12/06/19) |
| SEC:            |                              |

### ASSISTS

|           |                               |
|-----------|-------------------------------|
| Season: 3 | vs Gardner-Webb (11/13/21)    |
| Career: 7 | North Dakota State (02/19/20) |
| SEC:      |                               |

### STEALS

|                |                                     |
|----------------|-------------------------------------|
| Season: 2 (2x) | last vs Central Arkansas (12/01/21) |
| Career: 3 (5x) | last vs at North Dakota (02/13/21)  |
| SEC:           |                                     |

### BLOCKED SHOTS

|             |                                |
|-------------|--------------------------------|
| Season: 2   | vs Central Arkansas (12/01/21) |
| SEC: 4 (2x) | last vs Denver (02/20/19)      |
| SEC:        |                                |

### MINUTES

|               |                     |
|---------------|---------------------|
| Season: 34:07 | vs Penn (11/28/21)  |
| Career: 41:00 | vs Omaha (02/07/19) |
| SEC:          |                     |

## STANLEY UMUDE CAREER STATISTICS

| Year          | GP  | GS | Min  | Avg  | FG  | FGA  | Pct  | 3FG | 3FGA | Pct  | FT  | FTA | Pct  | Off | Def | Tot | Avg | PF  | FO | Ass | TO  | Blk | Stl | Pts  | Avg  |
|---------------|-----|----|------|------|-----|------|------|-----|------|------|-----|-----|------|-----|-----|-----|-----|-----|----|-----|-----|-----|-----|------|------|
| 2017-18 (USD) | 14  | 0  | 47   | 3.4  | 4   | 14   | .286 | 0   | 3    | .000 | 7   | 10  | .700 | 0   | 7   | 7   | 0.5 | 3   | 0  | 2   | 6   | 2   | 1   | 15   | 1.1  |
| 2018-19 (USD) | 30  | 18 | 797  | 28.6 | 156 | 318  | .491 | 26  | 74   | .351 | 94  | 134 | .701 | 32  | 133 | 165 | 5.5 | 89  | 2  | 41  | 51  | 37  | 22  | 432  | 14.4 |
| 2019-20 (USD) | 32  | 32 | 977  | 30.5 | 190 | 414  | .459 | 36  | 108  | .333 | 117 | 157 | .745 | 22  | 179 | 201 | 6.3 | 76  | 1  | 66  | 64  | 43  | 21  | 533  | 16.7 |
| 2020-21 (USD) | 25  | 25 | 807  | 32.3 | 193 | 410  | .471 | 39  | 110  | .355 | 115 | 144 | .797 | 14  | 162 | 176 | 7.0 | 53  | 0  | 74  | 63  | 9   | 11  | 540  | 21.6 |
| 2021-22 (ARK) | 7   | 1  | 160  | 22.9 | 32  | 63   | .508 | 5   | 13   | .385 | 6   | 13  | .462 | 9   | 27  | 36  | 5.1 | 11  | 0  | 6   | 12  | 5   | 7   | 75   | 10.7 |
| TOTALS        | 108 | 76 | 2788 | 25.8 | 575 | 1219 | .472 | 106 | 308  | .344 | 339 | 458 | .740 | 77  | 508 | 585 | 5.4 | 232 | 3  | 189 | 196 | 96  | 62  | 1595 | 14.8 |

## GENERAL

• Played his first two seasons at Jacksonville and scored 929 points with the Dolphins ... Was **second team All-ASUN** in 2019 and **ASUN Freshman of the Year** in 2018 ... Has scored 1,339 in three years ... Named the **2021 BLEACHER REPORT NATIONAL SIXTH MAN OF THE YEAR** and the **\$2021 SEC COACHES SIXTH MAN OF THE YEAR**.

- Leads the SEC in scoring but has only led the Hogs in scoring in two of six games ... Only Razorback to score double figures in all seven games.
- Ranks 3rd in the NCAA (1st in the SEC) in steals (3.0 avg)

## 2021-22 HIGHLIGHTS:

- **Preseason 1st team All-SEC** (coaches) ... Received votes for preseason SEC Player of the Year (media)
- **Mercer:** Scored a game-high 30 (his best as a Hog, 3rd career 30+ pt game) with a career-high seven steals ... 6 steals came in the 2nd half to spur the come-from-behind win ... His seven steals ties for 8th on the school's single-game list ... Just the 6th Razorback to score at least 30 in a season opener.
- **UNI:** Just missed his second career triple-double with 17 pts • 9 assists • 8 rebounds ... Only committed one turnover ... Led the team in assists, was second on the team in points and rebounds.
- **HOF Classic:** Struggled shooting, but still scored double-digits in both games ... However, had five assists and three steals vs K-State and added two steals vs Cincy, including one with 1:40 left that set-up the Hogs' game-winning run.
- **Penn:** Scored a game-high 28 and tied for team lead with nine rebounds ... Added five assists (four in the second half) ... Scored 14 of Arkansas' final 18 points, including 10 straight for the Hogs from 5:28 to 27 seconds left.
- **UCA:** Only scored 10 points, but led the team with six assists and added three steals.

|                  |       |          |            |
|------------------|-------|----------|------------|
| Points/Gm        | 18.1  | 1st SEC  | 71st NCAA  |
| Steals/Gm        | 3.00  | 1st SEC  | 3rd NCAA   |
| Total FG Att     | 121   | 1st SEC  | 17th NCAA  |
| Minutes/Gm       | 34:36 | 1st SEC  | 66th NCAA  |
| 3PT FG ATT       | 51    | 2nd SEC  | 36th NCAA  |
| 3PT Made/Gm      | 2.14  | 9th SEC  | 222nd NCAA |
| Assists-TO Ratio | 2.14  | 7th SEC  | 117th NCAA |
| Assists/Gm       | 4.0   | 11th SEC | 134th NCAA |
| FG%              | .413  | 19th SEC | 321st NCAA |

## TRIPLE-DOUBLES (1)

Pts-Reb-Assst  
01/09/19 • at Kennesaw State 15-10-10

## DOUBLE-DOUBLES (5)

FRESHMAN (2)  
11/26/17 • Gardner-Webb 17 pts 10 reb  
12/09/17 • Florida National 14 pts 10 reb

SOPHOMORE (3)  
01/05/19 • Lipscomb ^ 12 pts 13 reb  
01/09/19 • at Kennesaw State ^ \* 15 pts 10 reb  
01/30/19 • Stetson 16 pts 14 reb

^ - back-to-back games \* - part of a triple double

- Led his team/ARK in Pts: ..... 40 / 9
- Led his team/ARK in Rebs: ..... 17 / 1
- Led his team/ARK in Assists: ..... 26 / 7
- CAREER: Double-figure Pts: ..... 73 / 26
- 20-pt gms: ..... 22 / 7
- 30-pt gms - 40-pt gms: ..... 3 - 1
- Gms with a 3PT FG: ..... 79 / 32
- Gms with 3+ 3PT FG: ..... 28 / 10
- Gms with 3+ Steals: ..... 31 / 11
- Gms with 3+ Assists: ..... 43 / 13
- Gms with 5+ Rebs: ..... 47 / 11

## JD NOTAE'S 2021-22 GAME STATS

| Opponent         | Date     | GS | Min | FG  | FGA | Pct  | 3FG  | 3A | Pct  | FT   | FTA | Pct   | O    | D | Tot | Avg | PF  | FO | A | TO | Blk | Stl | Pts  | Avg  |      |
|------------------|----------|----|-----|-----|-----|------|------|----|------|------|-----|-------|------|---|-----|-----|-----|----|---|----|-----|-----|------|------|------|
| MERCER           | 11/09/21 | *  | 39  | 11  | 26  | .423 | 5    | 14 | .357 | 3    | 4   | .750  | 0    | 2 | 2   | 2.0 | 1   | 0  | 2 | 2  | 0   | 7   | 30   | 30.0 |      |
| GARDNER-WEBB     | 11/13/21 | *  | 26  | 7   | 13  | .538 | 4    | 7  | .571 | 0    | 0   | .000  | 0    | 1 | 1   | 1.5 | 1   | 0  | 0 | 0  | 2   | 18  | 24.0 |      |      |
| NORTHERN IOWA    | 11/17/21 | *  | 39  | 7   | 14  | .500 | 1    | 7  | .143 | 2    | 2   | 1.000 | 1    | 7 | 8   | 3.7 | 1   | 0  | 9 | 1  | 0   | 2   | 17   | 21.7 |      |
| vs Kansas State  | 11/22/21 | *  | 38  | 4   | 17  | .235 | 2    | 10 | .200 | 1    | 2   | .500  | 0    | 4 | 4   | 3.8 | 4   | 0  | 5 | 5  | 0   | 3   | 11   | 19.0 |      |
| vs Cincinnati    | 11/23/21 | *  | 39  | 4   | 17  | .235 | 2    | 7  | .286 | 3    | 4   | .750  | 1    | 3 | 4   | 3.8 | 2   | 0  | 1 | 2  | 1   | 2   | 13   | 17.8 |      |
| PENN             | 11/28/21 | *  | 36  | 13  | 24  | .542 | 0    | 6  | .000 | 2    | 4   | .500  | 0    | 9 | 9   | 4.7 | 3   | 0  | 5 | 3  | 1   | 2   | 28   | 19.5 |      |
| CENTRAL ARKANSAS | 12/01/21 | *  | 26  | 4   | 10  | .400 | 1    | 4  | .250 | 1    | 2   | .500  | 0    | 4 | 4   | 4.6 | 2   | 0  | 6 | 3  | 0   | 3   | 10   | 18.1 |      |
| Totals           |          |    | 7   | 243 | 50  | 121  | .413 | 15 | 55   | .273 | 12  | 18    | .667 | 2 | 30  | 32  | 4.6 | 14 | 0 | 28 | 16  | 2   | 21   | 127  | 18.1 |

@jdnotae

@dimebagnotae

\* - Will be granted an extra year of eligibility due to COVID-19 in 2020-21



## PERSONAL BESTS

### POINTS

Season: 30 vs Mercer (11/09/21)  
Career: 40 vs Florida Memorial (11/21/18)  
SEC: 21 (2x) last at South Carolina (03/02/21)

### FG MADE

Season: 13 vs Penn (11/28/21)  
Career: 16 vs Florida Memorial (11/21/18)  
SEC: 9 last at South Carolina (03/02/21)

### FG ATTEMPTED

Season: 26 vs Mercer (11/09/21)  
Career: 26 vs Mercer (11/09/21)  
SEC: 20 last at LSU (01/12/21)

### 3-POINT FG MADE

Season: 5 vs Mercer (11/09/21)  
Career: 5 (7x) last vs Mercer (11/09/21)  
SEC: 3 (3x) last vs Ole Miss (01/27/21)

### 3-PT FG ATTEMPTS

Season: 14 vs Mercer (11/09/21)  
Career: 14 (2x) last vs Mercer (11/09/21)  
SEC: 10 last at LSU (01/12/21)

### FT MADE

Season: 3 vs Mercer (11/09/21)  
Career: 8 vs Ole Miss (01/27/21)  
SEC: 8 last vs Ole Miss (01/27/21)

### FT ATTEMPTED

Season: 4 (3x) last vs Penn (11/28/21)  
Career: 9 (4x) last vs LSU (02/27/21)  
SEC: 9 (3x) last vs LSU (02/27/21)

### REBOUNDS

Season: 9 vs Penn (11/28/21)  
Career: 14 vs Stetson (01/30/19)  
SEC: 6 last vs LSU (02/27/21)

### ASSISTS

Season: 8 vs UNI (11/17/21)  
Career: 10 at Kennesaw State (01/09/19)  
SEC: 5 last at South Carolina (03/02/21)

### STEALS

Season: 7 vs Mercer (11/09/21)  
Career: 7 last vs Mercer (11/09/21)  
SEC: 5 last at South Carolina (03/02/21)

### BLOCKED SHOTS

Season: 1 (2x) last vs Penn (11/28/21)  
Career: 3 (4x) last vs Oral Roberts (12/20/20)  
SEC: 2 last at Auburn (12/30/20)

### MINUTES

Season: 39:12 vs Mercer (11/09/21)  
Career: 46 vs Gardner-Webb (11/26/17)  
SEC: 31:37 last vs LSU (02/27/21)

## JD NOTAE CAREER STATISTICS

| Year          | GP | GS | Min  | Avg  | FG  | FGA  | Pct  | 3FG | 3FGA | Pct  | FT  | FTA | Pct  | Off | Def | Tot | Avg | PF  | FO | Ast | TO  | Blk | Stl | Pts  | Avg  |
|---------------|----|----|------|------|-----|------|------|-----|------|------|-----|-----|------|-----|-----|-----|-----|-----|----|-----|-----|-----|-----|------|------|
| 2017-18 (JAX) | 28 | 28 | 879  | 31.4 | 159 | 388  | .410 | 49  | 121  | .405 | 65  | 93  | .699 | 28  | 103 | 131 | 4.7 | 60  | 2  | 54  | 72  | 14  | 49  | 432  | 15.4 |
| 2018-19 (JAX) | 32 | 23 | 932  | 29.1 | 177 | 415  | .427 | 62  | 194  | .320 | 81  | 111 | .730 | 29  | 168 | 197 | 6.2 | 76  | 4  | 109 | 106 | 14  | 52  | 497  | 15.5 |
| 2020-21 (ARK) | 32 | 1  | 719  | 22.5 | 131 | 343  | .382 | 56  | 167  | .335 | 92  | 121 | .760 | 16  | 84  | 100 | 3.1 | 47  | 2  | 61  | 66  | 11  | 46  | 410  | 12.8 |
| 2021-22 (ARK) | 7  | 7  | 243  | 34.7 | 50  | 121  | .413 | 15  | 55   | .273 | 12  | 18  | .667 | 2   | 30  | 32  | 4.6 | 14  | 0  | 28  | 16  | 2   | 21  | 127  | 18.1 |
| TOTAL         | 99 | 59 | 2773 | 28.0 | 517 | 1267 | .408 | 182 | 537  | .339 | 250 | 343 | .729 | 75  | 385 | 460 | 4.6 | 197 | 8  | 252 | 260 | 41  | 168 | 1466 | 14.8 |

2

## KHALEN "KK" ROBINSON

Pronounced: Kay-Lin

\*So. | G | 6-0 | 180 | Little Rock, Ark. | Oak Hill (Va.) Academy

## GENERAL:

- Named the SEC First-Year Academic Honor Roll ... Made the Department's Honor Roll (3.0-3.49 GPA) for Fall 2020 and Spring 2021 ... Was ranked 39th-best HS prospect by 247Sports.com after his senior season -- which was one spot higher than Moses Moody in the publication.

## 2021-22 HIGHLIGHTS:

•

• Led his team in Pts: .....  
 • Led his team in Rebs: .....  
 • Led his team in Assists: .....1  
 • CAREER: Double-figure Pts: .....1  
 20-pt gms: .....  
 Gms with a 3PT FG: .....2  
 Gms with 3+ 3PT FG: .....1  
 Gms with 3+ Steals: .....  
 Gms with 3+ Assists: .....1

@onekrob2

@khal2n

\* - Will be granted an extra year of eligibility due to COVID-19 in 2020-21



## PERSONAL BESTS

## POINTS

Season: 6 vs Central Arkansas (12/01/21)

Career: 15 vs Miss Valley State (11/25/20)

SEC: -

## FG MADE

Season: 2 vs Central Arkansas (12/01/21)

Career: 5 vs Miss Valley State (11/25/20)

SEC: -

## FG ATTEMPTED

Season: 6 vs Central Arkansas (12/01/21)

Career: 8 vs Miss Valley State (11/25/20)

SEC: -

## 3-POINT FG MADE

Season: 1 (2x) last vs Central Arkansas (12/01/21)

Career: 3 vs Miss Valley State (11/25/20)

SEC: -

## 3-PT FG ATTEMPTS

Season: 3 vs Central Arkansas (12/01/21)

Career: 5 vs Miss Valley State (11/25/20)

SEC: -

## FT MADE

Season: 1 vs Central Arkansas (12/01/21)

Career: 2 (2x) last vs North Texas (11/28/20)

SEC: -

## FT ATTEMPTED

Season: 2 vs Central Arkansas (12/01/21)

Career: 2 (4x) last vs UCA (12/01/20)

SEC: -

## REBOUNDS

Season: 2 (2x) last vs Central Arkansas (12/01/21)

Career: 3 vs Miss Valley State (11/25/20)

SEC: 2 at Tennessee (01/06/21)

## ASSISTS

Season: 3 vs Gardner-Webb (11/13/21)

Career: 4 vs Lipscomb (12/05/20)

SEC: 1 at Tennessee (01/06/21)

## STEALS

Season: 1 vs Central Arkansas (12/01/21)

Career: 1 (2x) last vs UCA (12/01/21)

SEC: -

## BLOCKED SHOTS

Season: -

Career: 1 vs Oral Roberts (12/20/20)

SEC: -

## MINUTES

Season: 9:43 vs Gardner-Webb (11/13/21)

Career: 20:36 vs Miss Valley State (11/25/20)

SEC: 4:52 at Tennessee (01/06/21)

## KHALEN ROBINSON'S 2021-22 GAME STATS

| Opponent         | Date     | GS | Min | FG | FGA | Pct  | 3FG | 3A | Pct  | FT | FTA | Pct  | O | D | Tot | Avg | PF | FO | A | TO | Blk | Stl | Pts | Avg |
|------------------|----------|----|-----|----|-----|------|-----|----|------|----|-----|------|---|---|-----|-----|----|----|---|----|-----|-----|-----|-----|
| MERCER           | 11/09/21 | *  | 9   | 0  | 2   | .000 | 0   | 2  | .000 | 0  | 0   | .000 | 0 | 2 | 2   | 2.0 | 1  | 0  | 0 | 0  | 0   | 0   | 0   | 0.0 |
| GARDNER-WEBB     | 11/13/21 |    | 10  | 1  | 3   | .333 | 1   | 2  | .500 | 0  | 0   | .000 | 0 | 0 | 0   | 1.0 | 2  | 0  | 3 | 1  | 0   | 1   | 3   | 1.5 |
| NORTHERN IOWA    | 11/17/21 |    | DNP |    |     |      |     |    |      |    |     |      |   |   |     |     |    |    |   |    |     |     |     |     |
| vs Kansas State  | 11/22/21 |    | 2   | 0  | 0   | .000 | 0   | 0  | .000 | 0  | 0   | .000 | 0 | 0 | 0   | 0.7 | 1  | 0  | 0 | 0  | 0   | 0   | 0   | 1.0 |
| vs Cincinnati    | 11/23/21 |    | DNP |    |     |      |     |    |      |    |     |      |   |   |     |     |    |    |   |    |     |     |     |     |
| PENN             | 11/28/21 |    | 7   | 0  | 1   | .000 | 0   | 0  | .000 | 0  | 0   | .000 | 0 | 0 | 0   | 0.5 | 2  | 0  | 0 | 0  | 0   | 0   | 0   | 0.8 |
| CENTRAL ARKANSAS | 12/01/21 |    | 9   | 2  | 6   | .333 | 1   | 3  | .333 | 1  | 2   | .500 | 1 | 1 | 2   | 0.8 | 2  | 0  | 1 | 1  | 0   | 1   | 6   | 1.8 |
| Totals           |          | 1  | 37  | 3  | 12  | .250 | 2   | 7  | .286 | 1  | 2   | .500 | 1 | 3 | 4   | 0.8 | 8  | 0  | 4 | 2  | 0   | 2   | 9   | 1.8 |

## KHALEN ROBINSON CAREER STATISTICS

| Year    | GP | GS | Min | Avg | FG | FGA | Pct  | 3FG | 3FGA | Pct  | FT | FTA | Pct  | Off | Def | Tot | Avg | PF | FO | Ast | TO | Blk | Stl | Pts | Avg |
|---------|----|----|-----|-----|----|-----|------|-----|------|------|----|-----|------|-----|-----|-----|-----|----|----|-----|----|-----|-----|-----|-----|
| 2020-21 | 11 | 0  | 92  | 8.4 | 9  | 21  | .429 | 5   | 12   | .417 | 6  | 8   | .750 | 0   | 10  | 10  | 0.9 | 16 | 1  | 11  | 6  | 1   | 3   | 29  | 2.6 |
| 2021-22 | 5  | 1  | 37  | 7.4 | 3  | 12  | .250 | 2   | 7    | .286 | 1  | 2   | .500 | 1   | 3   | 4   | 0.8 | 8  | 0  | 4   | 2  | 0   | 2   | 9   | 1.8 |
| TOTAL   | 16 | 1  | 129 | 8.1 | 12 | 33  | .364 | 7   | 19   | .368 | 7  | 10  | .700 | 1   | 13  | 14  | 0.9 | 24 | 1  | 15  | 8  | 1   | 5   | 38  | 2.4 |



3

## TREY WADE

Gr.Sr. | G | 6-6 | 220 | Marietta, Ga. | South Cobb HS | Wichita State Univ.



@treywade35



@thetreywade5

## GENERAL:

• Was a two-year starter at Wichita State ... Played his freshman season-each at UTEP and his sophomore year South Plains (Texas) Junior College ... Appeared in 52 games with 47 starts in two seasons for the Shockers and helped team to 2021 NCAA Tournament berth ... Graduated from Wichita State in the spring of 2021 with a degree in general studies (sociology) ... He is pursuing his Master's in adult and lifelong learning at Arkansas.

## 2021-22 HIGHLIGHTS:

- **GWU:** Had a season-highs with three assists and five points.
- **UCA:** In just 8 minutes, scored four points and grabbed four rebounds with a steal.

## DOUBLE-DOUBLES (3)

| FRESHMAN            | (1)           |
|---------------------|---------------|
| 03/07/18 • vs UTSA  | 10 pts 10 reb |
| JUNIOR              | (2)           |
| 11/05/19 • OMAHA    | 19 pts 11 reb |
| 12/14/19 • OKLAHOMA | 11 pts 15 reb |

- Led his team/ARK in Pts: .....9/0
- Led his team/ARK in Reb: .....17/
- Led his team/ARK Assists: .....3/0
- Led his team/ARK in PT+REB same gm: .....3/0
- CAREER: Double-figure Pts: .....21/0
- Double-figure Rebs: .....4/0
- 20-pt gms: .....3/0
- Gms with a 3PT FG: .....43/1
- Gms with 3+ Steals: .....3/0
- Gms with 3+ Assists: .....12/1
- Gms with 5+ Rebs: .....48/0



## PERSONAL BESTS

## POINTS

Season: 5 vs Gardner-Webb (11/13/21)  
 Career: 23 at Tulane (03/03/21)  
 SEC:

## FG MADE

Season: 2 (2x) last vs Central Arkansas (12/01/21)  
 Career: 9 at Tulane (03/03/21)  
 SEC:

## FG ATTEMPTED

Season: 4 vs Gardner-Webb (11/13/21)  
 Career: 15 at UAB (01/25/18)  
 SEC:

## 3-PT FG MADE

Season: 1 vs Gardner-Webb (11/13/21)  
 Career: 4 (2x) last at Tulane (03/03/21)  
 SEC:

## 3-PT FG ATT

Season: 2 vs Gardner-Webb (11/13/21)  
 Career: 8 at UAB (01/25/18)  
 SEC:

## FT MADE

Season: 1 vs Cincinnati (11/23/21)  
 Career: 4 (2x) last at South Florida (12/22/20)  
 SEC:

## FT ATTEMPTED

Season: 2 vs Cincinnati (11/23/21)  
 Career: 7 vs Omaha (11/05/19)  
 SEC:

## REBOUNDS

Season: 4 vs Central Arkansas (12/01/21)  
 Career: 15 vs Oklahoma (12/14/19)  
 SEC:

## ASSISTS

Season: 3 vs Gardner-Webb (11/13/21)  
 Career: 5 (2x) vs UCF (01/30/21)  
 SEC:

## STEALS

Season: 1 vs Central Arkansas (12/01/21)  
 Career: 3 (3x) vs Cincinnati (03/13/21)  
 SEC:

## BLOCKED SHOTS

Season: 1 vs Gardner-Webb (11/13/21)  
 Career: 4 vs FIU (01/13/18)  
 SEC:

## MINUTES

Season: 16:14 vs Gardner-Webb (11/13/21)  
 Career: 34:18 vs Temple (02/27/20)  
 SEC:

## TREY WADE'S 2021-22 GAME STATS

| Opponent         | Date     | GS | Min | FG | FGA  | Pct  | 3FG | 3A   | Pct  | FT | FTA  | Pct  | O | D | Tot | Avg | PF | FO | A | TO | Blk | Stl | Pts | Avg |
|------------------|----------|----|-----|----|------|------|-----|------|------|----|------|------|---|---|-----|-----|----|----|---|----|-----|-----|-----|-----|
| MERCER           | 11/09/21 | 7  | 0   | 0  | .000 | 0    | 0   | .000 | 0    | 0  | .000 | 0    | 0 | 0 | 0.0 | 0   | 0  | 0  | 0 | 0  | 0   | 0   | 0   | 0.0 |
| GARDNER-WEBB     | 11/13/21 | 16 | 2   | 4  | .500 | 1    | 2   | .500 | 0    | 0  | .000 | 1    | 1 | 2 | 1.0 | 1   | 0  | 3  | 0 | 1  | 0   | 5   | 2.5 |     |
| NORTHERN IOWA    | 11/17/21 | 12 | 2   | 3  | .667 | 0    | 0   | .000 | 0    | 0  | .000 | 0    | 0 | 0 | 0.7 | 4   | 0  | 1  | 1 | 0  | 0   | 4   | 3.0 |     |
| vs Kansas State  | 11/22/21 | 6  | 0   | 2  | .000 | 0    | 1   | .000 | 0    | 0  | .000 | 0    | 1 | 1 | 0.8 | 0   | 0  | 0  | 0 | 0  | 0   | 0   | 2.3 |     |
| vs Cincinnati    | 11/23/21 | 4  | 0   | 0  | .000 | 0    | 0   | .000 | 1    | 2  | .500 | 1    | 2 | 3 | 1.2 | 0   | 0  | 0  | 0 | 0  | 0   | 1   | 2.0 |     |
| PENN             | 11/28/21 | 5  | 0   | 1  | .000 | 0    | 1   | .000 | 0    | 0  | .000 | 0    | 0 | 0 | 1.0 | 0   | 0  | 0  | 1 | 0  | 0   | 0   | 1.7 |     |
| CENTRAL ARKANSAS | 12/01/21 | 8  | 2   | 3  | .667 | 0    | 0   | .000 | 0    | 0  | .000 | 1    | 3 | 4 | 1.4 | 0   | 0  | 0  | 1 | 0  | 1   | 4   | 2.0 |     |
| Totals           |          | 0  | 58  | 6  | 13   | .462 | 1   | 4    | .250 | 1  | 2    | .500 | 3 | 7 | 10  | 1.4 | 5  | 0  | 4 | 3  | 1   | 1   | 14  | 2.0 |

## TREY WADE CAREER STATISTICS

| Year           | GP        | GS        | Min         | Avg         | FG         | FGA        | Pct         | 3FG       | 3FGA       | Pct         | FT        | FTA        | Pct         | Off        | Def        | Tot        | Avg        | PF         | FO       | Ast       | TO        | Blk       | Stl       | Pts        | Avg        |
|----------------|-----------|-----------|-------------|-------------|------------|------------|-------------|-----------|------------|-------------|-----------|------------|-------------|------------|------------|------------|------------|------------|----------|-----------|-----------|-----------|-----------|------------|------------|
| 2017-18 (UTEP) | 25        | 6         | 444         | 17.8        | 77         | 160        | .481        | 18        | 52         | .346        | 8         | 24         | .333        | 29         | 75         | 104        | 4.2        | 40         | 1        | 9         | 18        | 23        | 10        | 180        | 7.2        |
| 2019-20 (WSU)  | 31        | 27        | 730         | 23.5        | 86         | 200        | .430        | 22        | 68         | .324        | 35        | 60         | .583        | 62         | 106        | 168        | 5.4        | 46         | 0        | 41        | 30        | 13        | 21        | 229        | 7.4        |
| 2020-21 (WSU)  | 22        | 21        | 573         | 26.0        | 56         | 139        | .403        | 19        | 61         | .311        | 16        | 29         | .552        | 42         | 82         | 124        | 5.6        | 37         | 0        | 34        | 18        | 15        | 11        | 147        | 6.7        |
| 2021-22 (ARK)  | 7         | 0         | 58          | 8.3         | 6          | 13         | .462        | 1         | 4          | .250        | 1         | 2          | .500        | 3          | 7          | 10         | 1.4        | 5          | 0        | 4         | 3         | 1         | 1         | 14         | 2.0        |
| <b>TOTAL</b>   | <b>85</b> | <b>54</b> | <b>1805</b> | <b>21.2</b> | <b>225</b> | <b>512</b> | <b>.439</b> | <b>60</b> | <b>185</b> | <b>.324</b> | <b>60</b> | <b>115</b> | <b>.522</b> | <b>136</b> | <b>270</b> | <b>406</b> | <b>4.8</b> | <b>128</b> | <b>1</b> | <b>88</b> | <b>69</b> | <b>52</b> | <b>43</b> | <b>570</b> | <b>6.7</b> |

4

## DAVONTE "DEVO" DAVIS

\*So. | G | 6-4 | 180 | Jacksonville, Ark. | Jacksonville HS

## GENERAL:

- Named the SEC First-Year Academic Honor Roll ... Made the Department's Honor Roll (3.0-3.49 GPA) for Fall 2020 and Spring 2021
- Has doubled his 3-point production this year ... Made 2 last year and has made 4 this year

## 2021-22 HIGHLIGHTS:

- Preseason 2nd Tm All-SEC** (Coaches and Media) ... 1 of 20 Break-Out Players (Jon Rothstein- College Hoops Today)
- Mercer:** Did not take a shot Mercer but led the team with a +19 as he held Mercer's top scorer to just 4-of-13 FG / 0-of-6 3PT.
- GWU:** Tied his career-high with 6 assists as Arkansas handed out 23 for the game ... Scored 10 points, making 2 3-pointers (only made 2 trey as a frosh) ... Added two steals
- Cincy:** Struggled shooting, but was the only Razorback in double-digits for Plus-Minus (+10) thanks to his defensive effort ... Added five rebounds and three assists ... One of his boards was on the offensive end with 23 seconds left that led to two Chris Lykes free throws (21 seconds left) and a 3-point lead ... Had back-to-back assists with a defensive rebound in between as Arkansas went from down four to up one with just over 5 minutes to play.
- Penn:** Dished out five assists, one shy of his career high, with five rebounds and two steals.
- UCA:** Played his best game in the win ... Scored 16 points (6-9 FG and 4-7 FT) with six rebounds, three assists and two steals ... Team-best +30 in 27:27 minutes played.

|                                     |    |
|-------------------------------------|----|
| Led the Razorbacks in Pts:.....     | 3  |
| Led the Razorbacks in Rebs:.....    | 2  |
| Led the Razorbacks in Assists:..... | 7  |
| Led the Razorbacks in Steals:.....  | 10 |
| CAREER: Double-figure Pts: .....    | 15 |
| 20-pt gms:.....                     | 1  |
| Gms with a 3PT FG: .....            | 4  |
| Gms with 3+ 3PT FG:.....            | -  |
| Gms with 5+ Rebs: .....             | 17 |
| Gms with 3+ Assists:.....           | 13 |
| Gms with 3+ Steals: .....           | 3  |

@MrDevoBuckets

@devofor3

\* - Will be granted an extra year of eligibility due to COVID-19 in 2020-21



## PERSONAL BESTS

## POINTS

Season: 16 vs Central Arkansas (12/01/21)  
 Career: 20 vs Georgia (01/09/21)  
 SEC: 20 vs Georgia (01/09/21)

## FG MADE

Season: 6 vs Central Arkansas (12/01/21)  
 Career: 9 vs Georgia (01/09/21)  
 SEC: 9 vs Georgia (01/09/21)

## FG ATTEMPTED

Season: 12 vs Cincinnati (11/23/21)  
 Career: 14 (2x) last vs Florida (02/16/21)  
 SEC: 14 (2x) last vs Florida (02/16/21)

## 3-POINT FG MADE

Season: 2 (2x) last vs UNI (11/17/21)  
 Career: 2 (2x) last vs UNI (11/17/21)  
 SEC: 1 vs Georgia (01/09/21)

## 3-PT FG ATTEMPTS

Season: 4 vs UNI (11/17/21)  
 Career: 4 vs UNI (11/17/21)  
 SEC: 2 vs Georgia (01/09/21)

## FT MADE

Season: 4 vs Central Arkansas (12/01/21)  
 Career: 4 (2x) last vs Central Arkansas (12/01/21)  
 SEC: 4 vs Florida (02/16/21)

## FT ATTEMPTED

Season: 7 vs Central Arkansas (12/01/21)  
 Career: 7 vs Central Arkansas (12/01/21)  
 SEC: 4 (2x) last vs Florida (02/16/21)

## REBOUNDS

Season: vs Central Arkansas (12/01/21)  
 Career: 8 (4x) last vs Oral Roberts (03/27/21)  
 SEC: 8 (2x) last at South Carolina (03/02/21)

## ASSISTS

Season: 6 vs Gardner-Webb (11/13/21)  
 Career: 6 (3x) vs Gardner-Webb (11/13/21)  
 SEC: 6 (2x) last vs LSU (02/27/21)

## STEALS

Season: 3 vs Mercer (11/09/21)  
 Career: 4 vs LSU (03/13/21)  
 SEC: 3 vs Missouri (01/02/21)

## BLOCKED SHOTS

Season: -  
 Career: 2 vs Colgate (03/19/21)  
 SEC: 1 (3x) last at Missouri (02/13/21)

## MINUTES

Season: 35:43 vs Penn (11/28/21)  
 Career: 38:52 vs Texas A&M (03/06/21)  
 SEC: 38:52 vs Texas A&M (03/06/21)

## DAVONTE DAVIS' 2021-22 GAME STATS

| Opponent         | Date     | GS | Min | FG | FGA | Pct  | 3FG | 3A | Pct  | FT | FTA | Pct   | O | D  | Tot | Avg | PF | FO | A  | TO | Blk | Stl | Pts | Avg |
|------------------|----------|----|-----|----|-----|------|-----|----|------|----|-----|-------|---|----|-----|-----|----|----|----|----|-----|-----|-----|-----|
| MERCER           | 11/09/21 | *  | 34  | 0  | 0   | .000 | 0   | 0  | .000 | 0  | 0   | .000  | 0 | 4  | 4   | 4.0 | 1  | 0  | 1  | 5  | 0   | 3   | 0   | 0.0 |
| GARDNER-WEBB     | 11/13/21 | *  | 29  | 4  | 10  | .400 | 2   | 3  | .667 | 0  | 0   | .000  | 1 | 2  | 3   | 3.5 | 2  | 0  | 6  | 2  | 0   | 2   | 10  | 5.0 |
| NORTHERN IOWA    | 11/17/21 | *  | 23  | 4  | 8   | .500 | 2   | 4  | .500 | 0  | 0   | .000  | 1 | 3  | 4   | 3.7 | 3  | 0  | 1  | 0  | 0   | 1   | 10  | 6.7 |
| vs Kansas State  | 11/22/21 | *  | 25  | 2  | 5   | .400 | 0   | 2  | .000 | 0  | 2   | .000  | 0 | 4  | 4   | 3.8 | 3  | 0  | 1  | 2  | 0   | 1   | 4   | 6.0 |
| vs Cincinnati    | 11/23/21 | *  | 25  | 3  | 12  | .250 | 0   | 2  | .000 | 2  | 2   | 1.000 | 2 | 3  | 5   | 4.0 | 3  | 0  | 3  | 3  | 0   | 0   | 8   | 6.4 |
| PENN             | 11/28/21 | *  | 36  | 3  | 7   | .429 | 0   | 2  | .000 | 0  | 0   | .000  | 3 | 2  | 5   | 4.2 | 1  | 0  | 5  | 2  | 0   | 2   | 6   | 6.3 |
| CENTRAL ARKANSAS | 12/01/21 | *  | 26  | 6  | 9   | .667 | 0   | 0  | .000 | 4  | 7   | .571  | 1 | 5  | 6   | 4.4 | 3  | 0  | 3  | 2  | 0   | 2   | 16  | 7.7 |
| Totals           |          | 7  | 198 | 22 | 51  | .431 | 4   | 13 | .308 | 6  | 11  | .545  | 8 | 23 | 31  | 4.4 | 16 | 0  | 20 | 16 | 0   | 11  | 54  | 7.7 |

## DAVONTE DAVIS CAREER STATISTICS

| Year    | GP | GS | Min | Avg  | FG  | FGA | Pct  | 3FG | 3FGA | Pct  | FT | FTA | Pct  | Off | Def | Tot | Avg | PF | FO | Ast | TO | Blk | Stl | Pts | Avg |
|---------|----|----|-----|------|-----|-----|------|-----|------|------|----|-----|------|-----|-----|-----|-----|----|----|-----|----|-----|-----|-----|-----|
| 2020-21 | 30 | 17 | 716 | 23.9 | 109 | 229 | .476 | 2   | 13   | .154 | 34 | 45  | .756 | 36  | 98  | 134 | 4.5 | 70 | 0  | 64  | 48 | 5   | 35  | 254 | 8.5 |
| 2021-22 | 7  | 7  | 198 | 28.3 | 22  | 51  | .431 | 4   | 13   | .308 | 6  | 11  | .545 | 8   | 23  | 31  | 4.4 | 16 | 0  | 20  | 16 | 0   | 11  | 54  | 7.7 |
| TOTAL   | 37 | 24 | 914 | 24.7 | 131 | 280 | .468 | 6   | 26   | .231 | 40 | 56  | .714 | 44  | 121 | 165 | 4.5 | 86 | 0  | 84  | 64 | 5   | 46  | 308 | 8.3 |

# 5 AU'DIESE TONEY

Pronounced: Awe-Deece

\*Sr. | G | 6-6 | 205 | Huntsville, Ala. | Trinity Christian (N.C.) Acad, | Univ. of Pittsburgh

## GENERAL:

- Played three seasons with the Pitt Panthers ... Scored 763 points (9.78 avg.) in his three years at Pitt and averaged 5.42 rebounds (423 total) ... Had three career double-doubles.

## 2021-22 HIGHLIGHTS:

- **Mercer:** Registered a double-double in the season opener with 18 pts and 11 rebs ... Made 7-of-9 shots ... Added two assists ... Had five offensive boards ... Was second on the team with a +18 ... Coach Muss "he really saved us with his unselfish play"
- **UNI:** Scored eight of his 13 points during a 5:44 stretch in the second half.
- **HOF Classic:** Named **Tournament MVP** ... Scored 13 vs K-State and a game-high 19 vs Cincy ... Had nine rebounds in both games, including six offensive in both contests ... His final offensive board came with Arkansas clinging to a 1-point lead with 43 seconds left ... Also held Cincy's top scorer to zero points (0-of-4 shooting) ... Was 12-of-15 at the FT line (7-of-8 vs Cincy).
- **UCA:** Led Arkansas' second-half explosion, going 6-of-6 FG and scoring a game-best 14 (of his 16 points) in the period ... Added three assists.

|                |      |          |            |
|----------------|------|----------|------------|
| Off Reb/Gm     | 3.0  | 5th SEC  | 59th NCAA  |
| FT Att         | 31   | 7th SEC  | 200th NCAA |
| FT Made        | 24   | 8th SEC  | 177th NCAA |
| Double-Doubles | 1    | 10th SEC | 321st NCAA |
| FT Pct.        | .774 | 11th SEC | 239th NCAA |
| Reb/Gm         | 6.6  | 15th SEC | 286th NCAA |

## DOUBLE-DOUBLES (4)

|                  |               |
|------------------|---------------|
| <b>SOPHOMORE</b> | (1)           |
| 02/02/20 • MIAMI | 15 pts 10 reb |

|                        |               |
|------------------------|---------------|
| <b>JUNIOR</b>          | (2)           |
| 01/06/21 • at Syracuse | 12 pts 14 reb |
| 01/19/21 • DUKE        | 22 pts 11 reb |

|                   |               |
|-------------------|---------------|
| <b>SENIOR</b>     | (1)           |
| 11/09/21 • MERCER | 18 pts 11 reb |

- Led his team/ARK in Pts: ..... 6 / 1
- Led his team/ARK in Reb: ..... 23 / 2
- Led his team/ARK Assists: ..... 3 / 0
- CAREER: Double-figure Pts: ..... 40 / 5
- Double-figure Rebs: ..... 5 / 1
- 20-pt gms: ..... 6 / 0
- Gms with a 3PT FG: ..... 40 / 0
- Gms with 2+ Steals: ..... 19 / 0
- Gms with 3+ Assists: ..... 13 / 1
- Gms with 5+ Rebs: ..... 49 / 5

@thefuturetoney

@at.loading

\* - Will be granted an extra year of eligibility due to COVID-19 in 2020-21



## PERSONAL BESTS

### POINTS

Season: 19 vs Cincinnati (11/23/21)  
Career: 27 at Duke (01/28/20)  
SEC:

### FG MADE

Season: 7 (2x) last vs Central Arkansas (12/01/21)  
Career: 11 at Duke (01/28/20)  
SEC:

### FG ATTEMPTED

Season: 9 (2x) last vs Cincinnati (11/23/21)  
Career: 19 at Duke (01/28/20)  
SEC:

### 3-PT FG MADE

Season: 1 (2x) vs Penn (11/28/21)  
Career: 4 vs Saint Francis (PA) (11/25/20)  
SEC:

### 3-PT FG ATT

Season: 2 vs Penn (11/28/21)  
Career: 6 vs Saint Francis (PA) (11/25/20)  
SEC:

### FT MADE

Season: 7 vs Cincinnati (11/23/21)  
Career: 13 vs Duke (01/19/21)  
SEC:

### FT ATTEMPTED

Season: 8 vs Cincinnati (11/23/21)  
Career: 17 vs Duke (01/19/21)  
SEC:

### REBOUNDS

Season: 11 vs Mercer (11/09/21)  
Career: 14 at Syracuse (01/06/21)  
SEC:

### ASSISTS

Season: 3 vs Central Arkansas (12/01/21)  
Career: 6 vs Drexel (11/28/20)  
SEC:

### STEALS

Season: 1 (5x) last vs Central Arkansas (12/01/21)  
Career: 4 (4x) last vs Wake Forest (03/10/20)  
SEC:

### BLOCKED SHOTS

Season: 1 (2x) last vs Central Arkansas (12/01/21)  
SEC: 2 vs Saint Louis (11/21/18)  
SEC:

### MINUTES

Season: 36:57 vs Cincinnati (11/23/21)  
Career: 40:00 (3x) last vs Virginia (02/22/20)  
SEC:

## AU'DIESE TONEY'S 2021-22 GAME STATS

| Opponent         | Date     | GS | Min      | FG         | FGA       | Pct       | 3FG         | 3A       | Pct      | FT          | FTA       | Pct       | O           | D         | Tot       | Avg       | PF         | FO        | A        | TO       | Blk      | Stl      | Pts       | Avg         |
|------------------|----------|----|----------|------------|-----------|-----------|-------------|----------|----------|-------------|-----------|-----------|-------------|-----------|-----------|-----------|------------|-----------|----------|----------|----------|----------|-----------|-------------|
| MERCER           | 11/09/21 | *  | 37       | 7          | 9         | .778      | 0           | 1        | .000     | 4           | 6         | .667      | 5           | 6         | 11        | 11.0      | 0          | 0         | 2        | 1        | 0        | 1        | 18        | 18.0        |
| GARDNER-WEBB     | 11/13/21 | *  | 14       | 1          | 4         | .250      | 0           | 0        | .000     | 1           | 2         | .500      | 2           | 3         | 5         | 8.0       | 3          | 0         | 1        | 1        | 0        | 0        | 3         | 10.5        |
| NORTHERN IOWA    | 11/17/21 | *  | 38       | 4          | 6         | .667      | 1           | 1        | 1.000    | 4           | 4         | 1.000     | 0           | 6         | 6         | 7.3       | 2          | 0         | 0        | 0        | 1        | 1        | 13        | 11.3        |
| vs Kansas State  | 11/22/21 | *  | 27       | 4          | 8         | .500      | 0           | 0        | .000     | 5           | 7         | .714      | 6           | 3         | 9         | 7.8       | 3          | 0         | 0        | 0        | 0        | 1        | 13        | 11.8        |
| vs Cincinnati    | 11/23/21 | *  | 37       | 6          | 9         | .667      | 0           | 0        | .000     | 7           | 8         | .875      | 6           | 3         | 9         | 8.0       | 2          | 0         | 1        | 1        | 0        | 1        | 19        | 13.2        |
| PENN             | 11/28/21 | *  | 19       | 5          | 7         | .714      | 1           | 2        | .500     | 1           | 1         | 1.000     | 2           | 2         | 4         | 7.3       | 2          | 0         | 0        | 1        | 0        | 1        | 12        | 13.0        |
| CENTRAL ARKANSAS | 12/01/21 | *  | 20       | 7          | 8         | .875      | 0           | 0        | .000     | 2           | 3         | .667      | 0           | 2         | 2         | 6.6       | 1          | 0         | 3        | 0        | 1        | 1        | 16        | 13.4        |
| <b>Totals</b>    |          |    | <b>7</b> | <b>192</b> | <b>34</b> | <b>51</b> | <b>.667</b> | <b>2</b> | <b>4</b> | <b>.500</b> | <b>24</b> | <b>31</b> | <b>.774</b> | <b>21</b> | <b>25</b> | <b>46</b> | <b>6.6</b> | <b>13</b> | <b>0</b> | <b>7</b> | <b>4</b> | <b>2</b> | <b>94</b> | <b>13.4</b> |

## AU'DIESE TONEY CAREER STATISTICS

| Year           | GP        | GS        | Min         | Avg         | FG         | FGA        | Pct         | 3FG       | 3FGA       | Pct         | FT         | FTA        | Pct         | Off        | Def        | Tot        | Avg        | PF         | FO       | Ast       | TO         | Blk       | Stl       | Pts        | Avg         |
|----------------|-----------|-----------|-------------|-------------|------------|------------|-------------|-----------|------------|-------------|------------|------------|-------------|------------|------------|------------|------------|------------|----------|-----------|------------|-----------|-----------|------------|-------------|
| 2018-19 (PITT) | 32        | 28        | 809         | 25.3        | 80         | 222        | .360        | 17        | 69         | .246        | 63         | 95         | .663        | 62         | 117        | 179        | 5.6        | 62         | 1        | 15        | 34         | 4         | 22        | 240        | 7.5         |
| 2019-20 (PITT) | 31        | 25        | 934         | 30.1        | 107        | 232        | .461        | 22        | 67         | .328        | 57         | 87         | .655        | 63         | 86         | 149        | 4.8        | 60         | 2        | 36        | 35         | 3         | 38        | 293        | 9.5         |
| 2020-21 (PITT) | 16        | 16        | 559         | 34.9        | 77         | 166        | .464        | 18        | 53         | .340        | 58         | 87         | .667        | 37         | 58         | 95         | 5.9        | 33         | 0        | 37        | 38         | 2         | 20        | 230        | 14.4        |
| 2021-22 (ARK)  | 7         | 7         | 192         | 27.4        | 34         | 51         | .667        | 2         | 4          | .500        | 24         | 31         | .774        | 21         | 25         | 46         | 6.6        | 13         | 0        | 7         | 4          | 2         | 6         | 94         | 13.4        |
| <b>TOTAL</b>   | <b>86</b> | <b>76</b> | <b>2494</b> | <b>29.0</b> | <b>298</b> | <b>671</b> | <b>.444</b> | <b>59</b> | <b>193</b> | <b>.306</b> | <b>202</b> | <b>300</b> | <b>.673</b> | <b>183</b> | <b>286</b> | <b>469</b> | <b>5.5</b> | <b>168</b> | <b>3</b> | <b>95</b> | <b>111</b> | <b>11</b> | <b>86</b> | <b>857</b> | <b>10.0</b> |



# 10 JAYLIN WILLIAMS

"He's a Winner." -Eric Musselman after Cincy game

\*So. | F | 6-10 | 240 | Fort Smith, Ark. | Fort Smith Northside HS

## GENERAL:

- Played in 26 games in 200-21 with five starts, including the final three games of the NCAA Tournament ... **Named the SEC First-Year Academic Honor Roll ... Made the Department's Honor Roll (3.0-3.49 GPA) for Fall 2020 and Spring 2021 ... Invited to Team USA U-19 camp in the summer of 2021.**

## 2021-22 HIGHLIGHTS:

- 1 of 20 Radar Break-Out Players (Jon Rothstein- College Hoops Today) ... 1 of 20 Glue Guys (Jon Rothstein- College Hoops Today)
- Mercer:** Led the team with five assists while adding eight rebounds, two blocked shots and a steal ... His overall play led to Arkansas 18-3 run in the second half.
- GWU:** Dished out 5 assists for the second straight game ... Led the team with eight rebounds and **drew three charges.**
- UNI:** Only played 23:49 in the UNI win as he battled an ankle injury. However, he put up impressive numbers and made several key plays in the Razorbacks run late in the game ... Finished with 11 points (two shy of his career high), a **career-high 7 assists**, 6 rebounds, 3 blocked shots and a steal ... Is the only Razorback on record (going back 25 years) to get 11+ points, 6+ rebounds, 7+ assists, 3+ blocks and no turnovers in a game. (HogStats).

## BIG PLAYS DOWN THE STRETCH VS UNI (all with an ankle injury)

- 3:52 left • Game tied 75-75 Blocked Shot
- 3:43 left • Game tied 75-75 Blocked Shot
- 2:42 left • Down 1- 78-77 Offensive Rebound and put-back for 79-78 lead
- 1:27 left • Up 4- 82-78 Layup to go up 6
- 1:17 left • Up 6- 84-78 Steal

- HOF Classic:** Didn't make the All-Tourney team but was arguably Arkansas' most impactful player in the final ... Had eight rebounds and sank a key 3-pointer versus K-State ... Versus Cincy, had a **then career-high 11 rebounds** while drawing a **career-high four charges** ... Like UNI, made several game-winning plays inside the final 1:10 to secure the win:

## BIG PLAYS DOWN THE STRETCH VS CINC

- 1:10 left • Up 1- 68-67 Defensive Rebound
- 0:47 left • Up 1- 68-67 Offensive Rebound
- 0:09 left • Up 3- 70-67 Drew his 4th charge of the game
- 0:01 left • Up 5- 72-67 Defensive Rebound
- 0:01 left • Up 5- 72-67 Made 1-of-2 free throws for the 73-67 final

- Penn:** Led the team in both rebounds (9) and assists (6).

- UCA:** Was dominant in the first half with nine rebounds (8 defensive) ... **finished with a career-high 13 boards** (11 defensive) ... Scored 8 points (4-6 FG) with two assists, two steals and two blocked shots, while taking the team's only charge of the game.

"Players at **ALL** levels should watch extensive tape on Jaylin Williams: **Makes as many NON SCORING big plays as anyone in college basketball.**"

-Jon Rothstein

|                 |      |                |                  |
|-----------------|------|----------------|------------------|
| Def Reb/Gm      | 7.14 | <b>2nd SEC</b> | <b>25th NCAA</b> |
| Reb/Gm          | 9.0  | <b>4th SEC</b> | <b>41st NCAA</b> |
| Assist/TO ratio | 2.14 | 7th SEC        | 117th NCAA       |
| Blocks/Gm       | 1.14 | 8th SEC        | 195th NCAA       |
| Assists/Gm      | 4.3  | 9th SEC        | 95th NCAA        |

|   |                     |
|---|---------------------|
| • <b>Led Razorbacks in Pts:</b> .....       | <b>0</b>            |
| • <b>Led Razorbacks in Rebs:</b> .....      | <b>11</b>           |
| • <b>Led Razorbacks in Blk Shots:</b> ..... | <b>11</b>           |
| • <b>Led Razorbacks in Assists:</b> .....   | <b>4</b>            |
| • <b>CAREER: Double-figure Pts:</b> .....   | <b>2</b>            |
| <b>Double-figure Rebs:</b> .....            | <b>6</b>            |
| <b>20-pt gms:</b> .....                     | <b>8</b>            |
| <b>Gms with a 3PT Made:</b> .....           | <b>8</b>            |
| <b>Gms with 3+ Assists:</b> .....           | <b>6</b>            |
| <b>Gms with 5+ Rebs:</b> .....              | <b>17</b>           |
| <b>Charges Taken 2020-21.....</b>           | <b>team-best 10</b> |
| <b>Charges Taken 2021-22.....</b>           | <b>team-best 10</b> |

@Jay\_MWilliams\_

@thejaylinwilliams\_

\* - Will be granted an extra year of eligibility due to COVID-19 in 2020-21



## PERSONAL BESTS

### POINTS

Season: 11 vs UNI (11/17/21)  
**Career: 13 vs Alabama (02/24/21)**  
 SEC: 13 vs Alabama (02/24/21)

### FG MADE

Season: 5 vs UNI (11/17/21)  
**Career: 4 vs Alabama (02/24/21)**  
 SEC: 4 vs Alabama (02/24/21)

### FG ATTEMPTED

Season: 8 vs UNI (11/17/21)  
**Career: 8 (2x) last vs UNI (11/17/21)**  
 SEC: 8 vs Alabama (02/24/21)

### 3-POINT FG MADE

Season: 1 vs UNI (11/17/21)  
**Career: 2 vs Miss Valley State (11/25/20)**  
 SEC: 1 (3x) last at Missouri (02/13/21)

### 3-PT FG ATTEMPTS

Season: 2 vs Mercer (11/09/21)  
**Career: 4 (2x) last vs Missouri (01/02/21)**  
 SEC: 4 vs Missouri (01/02/21)

### FT MADE

Season: 3 vs Cincinnati (11/23/21)  
**Career: 5 vs Alabama (02/24/21)**  
 SEC: 5 vs Alabama (02/24/21)

### FT ATTEMPTED

Season: 6 vs Cincinnati (11/23/21)  
**Career: 7 vs Alabama (02/24/21)**  
 SEC: 7 vs Alabama (02/24/21)

### REBOUNDS

Season: 13 vs Central Arkansas (12/01/21)  
**Career: 13 vs Central Arkansas (12/01/21)**  
 SEC: 10 (2x) last vs Florida (02/16/21)

### ASSISTS

Season: 7 vs UNI (11/17/21)  
**Career: 7 vs UNI (11/17/21)**  
 SEC: 3 at Missouri (02/13/21)

### STEALS

Season: 2 vs Cincinnati (11/23/21)  
**Career: 2 (4x) last vs Cincinnati (11/23/21)**  
 SEC: 2 (3x) last vs LSU (02/27/21)

### BLOCKED SHOTS

Season: 3 vs UNI (11/17/21)  
**Career: 4 vs LSU (02/27/21)**  
 SEC: 4 vs LSU (02/27/21)

### MINUTES

Season: 35:10 vs Cincinnati (11/23/21)  
**Career: 35:10 vs Cincinnati (11/23/21)**  
 SEC: 29:49 vs LSU (02/27/21)

## JAYLIN WILLIAMS'S 2021-22 GAME STATS

| Opponent         | Date     | GS | Min      | FG         | FGA       | Pct       | 3FG         | 3A       | Pct      | FT          | FTA       | Pct       | O           | D         | Tot       | Avg       | PF         | FO        | A        | TO        | Blk       | Stl      | Pts       | Avg        |
|------------------|----------|----|----------|------------|-----------|-----------|-------------|----------|----------|-------------|-----------|-----------|-------------|-----------|-----------|-----------|------------|-----------|----------|-----------|-----------|----------|-----------|------------|
| MERCER           | 11/09/21 | *  | 30       | 1          | 4         | .250      | 0           | 2        | .000     | 2           | 4         | .500      | 3           | 5         | 8         | 8.0       | 2          | 0         | 5        | 4         | 2         | 1        | 4         | 4.0        |
| GARDNER-WEBB     | 11/13/21 | *  | 24       | 1          | 2         | .500      | 0           | 1        | .000     | 1           | 2         | .500      | 0           | 8         | 8         | 8.0       | 1          | 0         | 5        | 1         | 0         | 1        | 3         | 3.5        |
| NORTHERN IOWA    | 11/17/21 | *  | 23       | 5          | 8         | .625      | 1           | 1        | 1.000    | 0           | 2         | .000      | 3           | 3         | 6         | 7.3       | 2          | 0         | 7        | 0         | 3         | 1        | 11        | 6.0        |
| vs Kansas State  | 11/22/21 | *  | 32       | 1          | 3         | .333      | 1           | 1        | 1.000    | 3           | 4         | .750      | 1           | 7         | 8         | 7.5       | 3          | 0         | 1        | 1         | 1         | 0        | 6         | 6.0        |
| vs Cincinnati    | 11/23/21 | *  | 35       | 1          | 3         | .333      | 0           | 2        | .000     | 3           | 6         | .500      | 3           | 8         | 11        | 8.2       | 3          | 0         | 4        | 3         | 0         | 2        | 5         | 5.8        |
| PENN             | 11/28/21 | *  | 29       | 1          | 2         | .500      | 0           | 0        | .000     | 1           | 2         | .500      | 1           | 8         | 9         | 8.3       | 2          | 0         | 6        | 4         | 0         | 1        | 3         | 5.3        |
| CENTRAL ARKANSAS | 12/01/21 | *  | 28       | 4          | 6         | .667      | 0           | 1        | .000     | 0           | 0         | .000      | 2           | 13        | 9         | 9.0       | 3          | 0         | 2        | 1         | 2         | 2        | 8         | 5.7        |
| <b>Totals</b>    |          |    | <b>6</b> | <b>201</b> | <b>14</b> | <b>28</b> | <b>.500</b> | <b>2</b> | <b>8</b> | <b>.250</b> | <b>10</b> | <b>20</b> | <b>.500</b> | <b>13</b> | <b>50</b> | <b>63</b> | <b>9.0</b> | <b>16</b> | <b>0</b> | <b>30</b> | <b>14</b> | <b>8</b> | <b>40</b> | <b>5.7</b> |

## JAYLIN WILLIAMS CAREER STATISTICS

| Year         | GP        | GS        | Min        | Avg         | FG        | FGA       | Pct         | 3FG      | 3FGA      | Pct         | FT        | FTA       | Pct         | Off       | Def        | Tot        | Avg        | PF        | FO       | Ast       | TO        | Blk       | Stl       | Pts        | Avg        |
|--------------|-----------|-----------|------------|-------------|-----------|-----------|-------------|----------|-----------|-------------|-----------|-----------|-------------|-----------|------------|------------|------------|-----------|----------|-----------|-----------|-----------|-----------|------------|------------|
| 2020-21      | 26        | 5         | 400        | 15.4        | 33        | 69        | .478        | 7        | 23        | .304        | 23        | 31        | .742        | 29        | 92         | 121        | 4.7        | 50        | 1        | 21        | 24        | 18        | 12        | 96         | 3.7        |
| 2021-22      | 7         | 6         | 201        | 28.7        | 14        | 28        | .500        | 2        | 8         | .250        | 10        | 20        | .500        | 13        | 50         | 63         | 9.0        | 16        | 0        | 30        | 14        | 8         | 8         | 40         | 5.7        |
| <b>TOTAL</b> | <b>33</b> | <b>11</b> | <b>601</b> | <b>18.2</b> | <b>47</b> | <b>97</b> | <b>.485</b> | <b>9</b> | <b>31</b> | <b>.290</b> | <b>33</b> | <b>51</b> | <b>.647</b> | <b>42</b> | <b>142</b> | <b>184</b> | <b>5.6</b> | <b>66</b> | <b>1</b> | <b>51</b> | <b>38</b> | <b>26</b> | <b>20</b> | <b>136</b> | <b>4.1</b> |



## GENERAL:

- Spent four seasons with the Miami Hurricanes but only played two games his senior year (2020-21) after injuring his ankle on Dec. 4 ... Graduated from Miami (Spring, '21- sport administration/marketing) ... Pursuing a second undergraduate degree at Arkansas in arts and sciences ... Preseason 1st team All-ACC prior to 2020-21 season ... **2020 All-ACC HM ... 2019 and 2018 ACC All-Academic Team** ... Led the team – and ranked among the ACC top 10 – in scoring in both 2019-20 and 2018-19 ... In three-plus seasons with the Hurricanes, scored 1,256 points with 251 assists and 100 steals.

## 2021-22 HIGHLIGHTS:

- 2022 Jersey Mike's Naismith Trophy Watch List** ... #20 ranked returning player in college basketball (Andy Katz- March Madness) ... #51 on CBSSports.com Top 100 and 1 best college players entering 2021-22 ... 1 of 30 Impact Transfers (Jon Rothstein- College Hoops Today).
- Mercer:** Scored 16 off the bench thanks to making 7-of-8 FT ... 10 of his points came during Arkansas' decisive 18-3 run to turn a 54-53 deficit into a 71-57 lead.
- UNI:** Led the team with 26 points ... [CLICK TO WATCH: his acrobatic layup that was the top play on ESPN's SportsCenter](#) ... Scored 12 straight points on his own, including a 7-0 Razorback run, in the first half ... Arkansas was down 3 (75-72 with 4:25 left) before Lykes ignited a 21-5 run with nine points — including 6-of-6 FT — over the final 4:10 to secure the win.
- HOF Classic:** Named to the **Hall of Fame Classic All-Tournament Team** ... Made a huge impact by making 18-of-20 free throws, including 10-of-10 inside the final 1:46 versus K-State and 4-of-4 inside the final 21 seconds vs Cincinnati ... Scored 14 vs KSU and 15 vs Cincy ... Only made one 3-pointer, but it came with Arkansas down 4 with 5:49 to play.
- UCA:** Posted season-highs with five assists and two steals.



|         |      |         |            |
|---------|------|---------|------------|
| FT Made | 31   | 1st SEC | 38th NCAA  |
| FT Att  | 37   | 3rd SEC | 56th NCAA  |
| FT Pct. | .838 | 8th SEC | 132nd NCAA |

|  |        |
|--|--------|
| • Led his tm/ARK in Pts:.....            | 30 / 2 |
| • Led his tm/ARK in Assists:.....        | 28 / 0 |
| • Led his tm/ARK Pts•Asssts Same Gm: ... | 11 / 0 |
| • CAREER: Double-figure Pts: .....       | 70 / 4 |
| Double-figure Assists: .....             | 0 / 0  |
| 20-pt gms:.....                          | 17 / 1 |
| Gms with a 3PT FG:.....                  | 78 / 4 |
| Gms with 3+ 3PT FG:.....                 | 24 / 1 |
| Gms with 3+ Steals: .....                | 8 / 0  |
| Gms with 3+ Assists:.....                | 43 / 2 |
| Gms with 5+ Assists:.....                | 18 / 1 |



## PERSONAL BESTS

## POINTS

Season: 26 vs UNI (11/17/21)  
 Career: 28 (2x) last at Illinois (12/02/19)  
 SEC:

## FG MADE

Season: 8 vs UNI (11/17/21)  
 Career: 11 at Illinois (12/02/19)  
 SEC:

## FG ATTEMPTED

Season: 16 vs UNI (11/17/21)  
 Career: 23 at North Carolina (02/09/19)  
 SEC:

## 3-PT FG MADE

Season: 4 vs UNI (11/17/21)  
 Career: 6 (2x) vs Florida State (01/18/20)  
 SEC:

## 3-PT FG ATT

Season: 7 vs UNI (11/17/21)  
 Career: 11 (2x) vs Clemson (03/11/20)  
 SEC:

## FT MADE

Season: 10 vs Kansas State (11/22/21)  
 Career: 14 vs Wake Forest (01/12/19)  
 SEC:

## FT ATTEMPTED

Season: 10 (2x) last vs Cincinnati (11/23/21)  
 Career: 14 vs Wake Forest (01/12/19)  
 SEC:

## REBOUNDS

Season: 3 vs Kansas State (11/22/21)  
 Career: 6 vs Loyola-Chicago (03/15/18)  
 SEC:

## ASSISTS

Season: 5 vs Central Arkansas (12/01/21)  
 Career: 9 at Virginia Tech (03/08/19)  
 SEC:

## STEALS

Season: 1 vs UNI (11/17/21)  
 Career: 5 vs Temple (12/17/19)  
 SEC:

## BLOCKED SHOTS

Season: -  
 SEC: 2 vs Florida State (01/18/20)  
 SEC:

## MINUTES

Season: 31:13 vs Cincinnati (11/23/21)  
 Career: 40:55 vs Florida State (01/18/20)  
 SEC:

## CHRIS LYKES' 2021-22 GAME STATS

| Opponent         | Date     | GS | Min | FG | FGA  | Pct  | 3FG | 3A    | Pct  | FT | FTA   | Pct  | O | D | Tot | Avg | PF | FO | A  | TO | Blk | Stl | Pts  | Avg  |
|------------------|----------|----|-----|----|------|------|-----|-------|------|----|-------|------|---|---|-----|-----|----|----|----|----|-----|-----|------|------|
| MERCER           | 11/09/21 | 26 | 4   | 7  | .571 | 1    | 1   | 1.000 | 7    | 8  | .875  | 0    | 2 | 2 | 2.0 | 1   | 0  | 1  | 1  | 0  | 0   | 0   | 16   | 16.0 |
| GARDNER-WEBB     | 11/13/21 | 16 | 2   | 5  | .400 | 1    | 2   | .500  | 0    | 2  | .000  | 0    | 0 | 0 | 1.0 | 1   | 0  | 0  | 0  | 0  | 0   | 0   | 5    | 10.5 |
| NORTHERN IOWA    | 11/17/21 | 31 | 8   | 16 | .500 | 4    | 7   | .571  | 6    | 7  | .857  | 0    | 1 | 1 | 1.0 | 0   | 0  | 2  | 2  | 0  | 1   | 26  | 15.7 |      |
| vs Kansas State  | 11/22/21 | 28 | 2   | 7  | .286 | 0    | 3   | .000  | 10   | 10 | 1.000 | 0    | 3 | 3 | 1.5 | 2   | 0  | 2  | 2  | 0  | 0   | 14  | 15.3 |      |
| vs Cincinnati    | 11/23/21 | 31 | 3   | 12 | .250 | 1    | 4   | .250  | 8    | 10 | .800  | 1    | 0 | 1 | 1.4 | 3   | 0  | 3  | 0  | 0  | 0   | 15  | 15.2 |      |
| PENN             | 11/28/21 | 17 | 0   | 7  | .000 | 0    | 2   | .000  | 0    | 0  | .000  | 1    | 0 | 1 | 1.3 | 1   | 0  | 1  | 0  | 0  | 1   | 0   | 12.7 |      |
| CENTRAL ARKANSAS | 12/01/21 | 21 | 3   | 7  | .429 | 0    | 4   | .000  | 3    | 4  | .750  | 0    | 0 | 0 | 1.1 | 1   | 0  | 5  | 0  | 0  | 2   | 9   | 12.1 |      |
| Totals           |          | 0  | 170 | 22 | 61   | .361 | 7   | 23    | .304 | 34 | 41    | .829 | 2 | 6 | 8   | 1.1 | 9  | 0  | 14 | 5  | 0   | 4   | 85   | 12.1 |

## CHRIS LYKES CAREER STATISTICS

| Year           | GP        | GS        | Min         | Avg         | FG         | FGA         | Pct         | 3FG        | 3FGA       | Pct         | FT         | FTA        | Pct         | Off       | Def        | Tot        | Avg        | PF         | FO       | Ass        | TO         | Blk       | Stl        | Pts         | Avg         |
|----------------|-----------|-----------|-------------|-------------|------------|-------------|-------------|------------|------------|-------------|------------|------------|-------------|-----------|------------|------------|------------|------------|----------|------------|------------|-----------|------------|-------------|-------------|
| 2017-18 (MIA)  | 32        | 10        | 690         | 21.6        | 100        | 249         | .402        | 48         | 139        | .345        | 59         | 82         | .720        | 3         | 36         | 39         | 1.2        | 70         | 0        | 75         | 58         | 1         | 25         | 307         | 9.6         |
| 2018-19 (MIA)  | 32        | 32        | 1082        | 33.8        | 171        | 421         | .406        | 61         | 192        | .318        | 114        | 146        | .781        | 14        | 72         | 86         | 2.7        | 72         | 0        | 103        | 93         | 1         | 43         | 517         | 16.2        |
| 2019-20 (MIA)  | 26        | 24        | 780         | 30.0        | 140        | 324         | .432        | 51         | 134        | .381        | 70         | 86         | .814        | 10        | 45         | 55         | 2.1        | 68         | 1        | 62         | 54         | 7         | 28         | 401         | 15.4        |
| 2020-21 (MIA)* | 2         | 2         | 57          | 28.5        | 8          | 22          | .364        | 5          | 11         | .455        | 10         | 11         | .909        | 0         | 8          | 8          | 4.0        | 4          | 0        | 11         | 3          | 1         | 4          | 31          | 15.5        |
| 2021-22 (ARK)  | 7         | 0         | 170         | 24.3        | 22         | 61          | .361        | 7          | 23         | .304        | 34         | 41         | .829        | 2         | 6          | 8          | 1.1        | 9          | 0        | 14         | 5          | 0         | 4          | 85          | 12.1        |
| <b>TOTAL</b>   | <b>99</b> | <b>68</b> | <b>2779</b> | <b>28.1</b> | <b>441</b> | <b>1077</b> | <b>.409</b> | <b>172</b> | <b>499</b> | <b>.345</b> | <b>287</b> | <b>366</b> | <b>.784</b> | <b>29</b> | <b>167</b> | <b>196</b> | <b>2.0</b> | <b>223</b> | <b>1</b> | <b>265</b> | <b>213</b> | <b>10</b> | <b>104</b> | <b>1341</b> | <b>13.5</b> |

\*- Played in two games in 2020-21 before suffering a season-ending injury

13

CHANCE MOORE

Fr. | G | 6-5 | 195 | Brookhaven, Ga. | McEachern HS

GENERAL:

- A four-star recruit ... Rated 84th nationally by ESPN and 93rd by 247Sports Composite ... Averaged 19 pts and 9 rebounds his senior season

2021-22 HIGHLIGHTS:

- 

@Chance3303

@chance\_\_moore



PERSONAL BESTS

POINTS

Season: --

SEC: --

FG MADE

Season: --

SEC: --

FG ATTEMPTED

Season: 1 vs Central Arkansas (12/01/21)

SEC: --

3-POINT FG MADE

Season: --

SEC: --

3-PT FG ATTEMPTS

Season: --

SEC: --

FT MADE

Season: --

SEC: --

FT ATTEMPTED

Season: --

SEC: --

REBOUNDS

Season: --

SEC: --

ASSISTS

Season: --

SEC: --

STEALS

Season: --

SEC: --

BLOCKED SHOTS

Season: --

SEC: --

MINUTES

Season: 1:56 vs Gardner-Webb (11/13/21)

SEC: --

CHANCE MOORE'S 2021-22 GAME STATS

| Opponent         | Date     | GS  | Min | FG | FGA | Pct  | 3FG | 3A | Pct  | FT | FTA | Pct  | O | D | Tot | Avg | PF | FO | A | TO | Blk | Stl | Pts | Avg |
|------------------|----------|-----|-----|----|-----|------|-----|----|------|----|-----|------|---|---|-----|-----|----|----|---|----|-----|-----|-----|-----|
| MERCER           | 11/09/21 | DNP |     |    |     |      |     |    |      |    |     |      |   |   |     |     |    |    |   |    |     |     |     |     |
| GARDNER-WEBB     | 11/13/21 | 2   |     | 0  | 0   | .000 | 0   | 0  | .000 | 0  | 0   | .000 | 0 | 0 | 0   | 0.0 | 2  | 0  | 0 | 0  | 0   | 0   | 0   | 0.0 |
| NORTHERN IOWA    | 11/17/21 | DNP |     |    |     |      |     |    |      |    |     |      |   |   |     |     |    |    |   |    |     |     |     |     |
| vs Kansas State  | 11/22/21 | DNP |     |    |     |      |     |    |      |    |     |      |   |   |     |     |    |    |   |    |     |     |     |     |
| vs Cincinnati    | 11/23/21 | DNP |     |    |     |      |     |    |      |    |     |      |   |   |     |     |    |    |   |    |     |     |     |     |
| vs Penn          | 11/28/21 | DNP |     |    |     |      |     |    |      |    |     |      |   |   |     |     |    |    |   |    |     |     |     |     |
| CENTRAL ARKANSAS | 12/01/21 | 2   |     | 0  | 1   | .000 | 0   | 0  | .000 | 0  | 0   | .000 | 0 | 0 | 0   | 0.0 | 0  | 0  | 0 | 0  | 0   | 0   | 0   | 0.0 |
| Totals           |          | 0   | 4   | 0  | 1   | .000 | 0   | 0  | .000 | 0  | 0   | .000 | 0 | 0 | 0   | 0.0 | 2  | 0  | 0 | 0  | 0   | 0   | 0   | 0.0 |

CHANCE MOORE CAREER STATISTICS

| Year    | GP | GS | Min | Avg | FG | FGA | Pct  | 3FG | 3FGA | Pct  | FT | FTA | Pct  | Off | Def | Tot | Avg | PF | FO | Ast | TO | Blk | Stl | Pts | Avg |
|---------|----|----|-----|-----|----|-----|------|-----|------|------|----|-----|------|-----|-----|-----|-----|----|----|-----|----|-----|-----|-----|-----|
| 2021-22 | 2  | 0  | 4   | 2.0 | 0  | 1   | .000 | 0   | 0    | .000 | 0  | 0   | .000 | 0   | 0   | 0   | 0.0 | 2  | 0  | 0   | 0  | 0   | 0   | 0   | 0.0 |



14

## JAXSON ROBINSON

\*So. | G | 6-6 | 185 | Ada, Okla. | Ada HS | Texas A&amp;M

## GENERAL:

- Played one season (2020-21) at Texas A&M ... Was a four-star prospect by 247Sports, ESPN and Rivals ... Ranked 62nd nationally and 16th at his position by 247Sports ... Previously was a top 50 recruit of 2021 class but reclassified to the 2020 signing class.

## 2021-22 HIGHLIGHTS:

- GWU:** Tied career highs with six points and making two 3-pointers ... Recorded his second career blocked shot.
- UCA:** Played a season-high 15:15 and **scored a career-high seven points** (3-6 FG / 1-3 3PT).

|                                  |       |
|----------------------------------|-------|
| Led his team/ARK in Pts: .....   | 0 / 0 |
| CAREER: Double-figure Pts: ..... | 0 / 0 |
| 20-pt gms: .....                 | 0 / 0 |
| Gms with a 3PT FG: .....         | 6 / 2 |
| Gms with 3+ 3PT FG: .....        | 0 / 0 |
| Gms with 3+ Steals: .....        | 0 / 0 |
| Gms with 3+ Assists: .....       | 0 / 0 |

 @Robinsonjaxx

 @j4sonn

\* - Will be granted an extra year of eligibility due to COVID-19 in 2020-21



## PERSONAL BESTS

## POINTS

Season: 7 vs Central Arkansas (12/01/21)  
 Career: 7 vs Central Arkansas (12/01/21)  
 SEC: 6 (3x) last at Ole Miss (01/23/21)

## FG MADE

Season: 3 vs Central Arkansas (12/01/21)  
 Career: 3 vs Central Arkansas (12/01/21)  
 SEC: 2 (4x) last vs at Ole Miss (01/23/21)

## FG ATTEMPTED

Season: 7 vs Gardner-Webb (11/13/21)  
 Career: 7 vs Gardner-Webb (11/13/21)  
 SEC: 6 at LSU (12/29/20)

## 3-PT FG MADE

Season: 2 vs Gardner-Webb (11/13/21)  
 Career: 2 (4x) last vs Gardner-Webb (11/13/21)  
 SEC: 2 (3x) last at Ole Miss (01/23/21)

## 3-PT FG ATT

Season: 7 vs Gardner-Webb (11/13/21)  
 Career: 7 vs Gardner-Webb (11/13/21)  
 SEC: 5 (4x) last at Ole Miss (01/23/21)

## FT MADE

Season: --  
 Career: --  
 SEC: --

## FT ATTEMPTED

Season: --  
 Career: 1 vs Tennessee (01/09/21)  
 SEC: 1 vs Tennessee (01/09/21)

## REBOUNDS

Season: 1 (2x) last vs Central Arkansas (12/01/21)  
 Career: 7 at LSU (12/29/20)  
 SEC: 7 at LSU (12/29/20)

## ASSISTS

Season: --  
 Career: 1 (4x) last vs LSU (01/26/21)  
 SEC: 1 (3x) last vs LSU (01/26/21)

## STEALS

Season: --  
 Career: 1 (3x) last at Ole Miss (01/23/21)  
 SEC: 1 (2x) last at Ole Miss (01/23/21)

## BLOCKED SHOTS

Season: 1 vs Gardner-Webb (11/13/21)  
 Career: 1 (2x) last vs Gardner-Webb (11/13/21)  
 SEC: --

## MINUTES

Season: 15:15 vs Central Arkansas (12/01/21)  
 Career: 19:32 vs Auburn (01/02/21)  
 SEC: 19:32 vs Auburn (01/02/21)

## JAXSON ROBINSON'S 2021-22 GAME STATS

| Opponent         | Date     | GS  | Min | FG | FGA  | Pct  | 3FG | 3A   | Pct  | FT | FTA | Pct  | O | D | Tot | Avg | PF | FO | A | TO | Blk | Stl | Pts | Avg |
|------------------|----------|-----|-----|----|------|------|-----|------|------|----|-----|------|---|---|-----|-----|----|----|---|----|-----|-----|-----|-----|
| MERCER           | 11/09/21 | DNP |     |    |      |      |     |      |      |    |     |      |   |   |     |     |    |    |   |    |     |     |     |     |
| GARDNER-WEBB     | 11/13/21 | 11  | 2   | 7  | .286 | 2    | 7   | .286 |      | 0  | 0   | .000 | 1 | 0 | 1   | 1.0 | 1  | 0  | 0 | 0  | 1   | 0   | 6   | 6.0 |
| NORTHERN IOWA    | 11/17/21 | DNP |     |    |      |      |     |      |      |    |     |      |   |   |     |     |    |    |   |    |     |     |     |     |
| vs Kansas State  | 11/22/21 | DNP |     |    |      |      |     |      |      |    |     |      |   |   |     |     |    |    |   |    |     |     |     |     |
| vs Cincinnati    | 11/23/21 | DNP |     |    |      |      |     |      |      |    |     |      |   |   |     |     |    |    |   |    |     |     |     |     |
| PENN             | 11/28/21 | 0+  | 0   | 0  | .000 | 0    | 0   | .000 |      | 0  | 0   | .000 | 0 | 0 | 0   | 0.5 | 0  | 0  | 0 | 0  | 0   | 0   | 0   | 3.0 |
| CENTRAL ARKANSAS | 12/01/21 | 16  | 3   | 6  | .500 | 1    | 3   | .333 |      | 0  | 0   | .000 | 1 | 0 | 1   | 0.7 | 1  | 0  | 0 | 0  | 0   | 0   | 7   | 4.3 |
| Totals           |          | 0   | 27  | 5  | 13   | .385 | 3   | 10   | .300 | 0  | 0   | .000 | 2 | 0 | 2   | 0.7 | 2  | 0  | 0 | 0  | 1   | 0   | 13  | 4.3 |

## JAXSON ROBINSON CAREER STATISTICS

| Year           | GP | GS | Min | Avg | FG | FGA | Pct  | 3FG | 3FGA | Pct  | FT | FTA | Pct  | Off | Def | Tot | Avg | PF | FO | Ast | TO | Blk | Stl | Pts | Avg |
|----------------|----|----|-----|-----|----|-----|------|-----|------|------|----|-----|------|-----|-----|-----|-----|----|----|-----|----|-----|-----|-----|-----|
| 2020-21 (TXAM) | 14 | 4  | 137 | 9.7 | 11 | 31  | .355 | 8   | 28   | .268 | 0  | 1   | .000 | 4   | 11  | 15  | 1.1 | 10 | 0  | 4   | 5  | 1   | 3   | 30  | 2.1 |
| 2021-22 (ARK)  | 3  | 0  | 27  | 9.0 | 5  | 13  | .385 | 3   | 10   | .300 | 0  | 0   | .000 | 2   | 0   | 2   | 0.7 | 2  | 0  | 0   | 0  | 1   | 0   | 13  | 4.3 |
| Total          | 17 | 4  | 164 | 9.6 | 16 | 44  | .364 | 11  | 38   | .289 | 0  | 1   | .000 | 6   | 11  | 17  | 1.0 | 12 | 0  | 4   | 5  | 2   | 3   | 43  | 2.5 |

20

## KAMANI JOHNSON

R-Jr. | F | 6-7 | 235 | Brooklyn, N.Y. | Holy Spirit (Ga.) Prep School | Little Rock

## GENERAL:

- Played two seasons at Little Rock ... Sat out 2020-21 att Arkansas per NCAA transfer rules ... Signed with Arkansas on Oct. 26, 2020, and joined the team on Dec. 19, 2020 ... **Third team All-Sun Belt** selection at Little Rock ... His 144 free throws made in 2019-20 ranked sixth in UALR history for a single season ... In the NCAA, ranked 26th in free throw attempts with a Sun Belt-best 198 and ranked 49th nationally in free throws made (144).

## 2021-22 HIGHLIGHTS

- **GWU:** Had six rebounds in eight minutes.
- **Cincy:** Turned in four solid minutes in the first half with two rebounds and a blocked shot.

## DOUBLE-DOUBLES (4)

## SOPHOMORE (4)

|                            |        |        |
|----------------------------|--------|--------|
| 11/27/19 • ALCORN STATE    | 17 pts | 12 reb |
| 01/02/20 • TEXAS STATE *   | 15 pts | 10 reb |
| 01/04/20 • UT ARLINGTON *  | 30 pts | 13 reb |
| 02/22/20 • at Arkansas St. | 32 pts | 16 reb |

\* - Back-to-Back games

|  |       |
|--|-------|
| • Led his team/ARK in Pts: .....           | 5/0   |
| • Led his team/ARK in Rebs: .....          | 10/0  |
| • Led his team/ARK in Assists: .....       | 7/0   |
| • Led his tm/ARK in PTS+REB Same Gm: ..... | 3/0   |
| • Led his tm/ARK in P+R+A Same Gm: .....   | 2/0   |
| • CAREER: Double-figure Pts: .....         | 20/0  |
| Double-figure Rebs: .....                  | 7/0   |
| 20-pt gms / 30-pt gms: .....               | 3 / 2 |
| Gms with a 3PT Made: .....                 | 0/0   |
| Gms with 3+ Assists: .....                 | 17/0  |
| Gms with 5+ Rebs: .....                    | 37/0  |

 @KamaniJohnson20

 @Kamani\_Johnson


## PERSONAL BESTS

## POINTS

Season: 5 vs Gardner-Webb (11/13/21)  
 Career: 32 at Arkansas State (02/22/20)  
 SEC:

## FG MADE

Season: 1 (3x) last vs Central Arkansas (12/01/21)  
 Career: 9 at Arkansas State (02/22/20)  
 SEC:

## FG ATTEMPTED

Season: 1 (2x) las vs Penn (11/28/21)  
 Career: 13 at Memphis (11/20/19)  
 SEC:

## 3-PT FG MADE

Season: --  
 Career: --  
 SEC:

## 3-PT FG ATT

Season: --  
 Career: 1 (2x) last at Memphis (11/20/19)  
 SEC:

## FT MADE

Season: 3 vs Gardner-Webb (11/13/21)  
 Career: 14 at Arkansas State (02/22/20)  
 SEC:

## FT ATTEMPTED

Season: 5 vs Gardner-Webb (11/13/21)  
 Career: 16 at Arkansas State (02/22/20)  
 SEC:

## REBOUNDS

Season: 6 vs Gardner-Webb (11/13/21)  
 Career: 20 at Arkansas State (02/22/20)  
 SEC:

## ASSISTS

Season: 1 vs Mercer (11/09/21)  
 Career: 6 vs Appalachian State (02/01/20)  
 SEC:

## STEALS

Season: 1 vs Central Arkansas (12/01/21)  
 Career: 3 vs Arkansas State (02/02/19)  
 SEC:

## BLOCKED SHOTS

Season: 1 (2x) las vs Penn (11/28/21)  
 Career: 2 (5x) last at UT Arlington (02/15/20)  
 SEC:

## MINUTES

Season: 8:50 vs Central Arkansas (12/01/21)  
 Career: 38:42 vs UT Arlington (01/04/20)  
 SEC:

## KAMANI JOHNSON'S 2021-22 GAME STATS

| Opponent         | Date     | GS  | Min | FG | FGA   | Pct   | 3FG | 3A   | Pct  | FT | FTA  | Pct  | O | D | Tot | Avg | PF | FO | A | TO | Blk | Stl | Pts | Avg |
|------------------|----------|-----|-----|----|-------|-------|-----|------|------|----|------|------|---|---|-----|-----|----|----|---|----|-----|-----|-----|-----|
| MERCER           | 11/09/21 | 1   | 0   | 0  | .000  | 0     | 0   | .000 | 0    | 0  | .000 | 1    | 0 | 1 | 1.0 | 0   | 0  | 1  | 1 | 0  | 0   | 0   | 0   | 0.0 |
| GARDNER-WEBB     | 11/13/21 | 8   | 1   | 1  | 1.000 | 0     | 0   | .000 | 3    | 5  | .600 | 2    | 4 | 6 | 3.5 | 0   | 0  | 0  | 2 | 0  | 0   | 5   | 2.5 |     |
| NORTHERN IOWA    | 11/17/21 | DNP |     |    |       |       |     |      |      |    |      |      |   |   |     |     |    |    |   |    |     |     |     |     |
| vs Kansas State  | 11/22/21 | DNP |     |    |       |       |     |      |      |    |      |      |   |   |     |     |    |    |   |    |     |     |     |     |
| vs Cincinnati    | 11/23/21 | 4   | 0   | 0  | .000  | 0     | 0   | .000 | 0    | 0  | .000 | 2    | 0 | 2 | 3.0 | 1   | 0  | 0  | 1 | 1  | 0   | 0   | 1.7 |     |
| PENN             | 11/28/21 | 5   | 1   | 1  | 1.000 | 0     | 0   | .000 | 0    | 2  | .000 | 2    | 1 | 3 | 3.0 | 1   | 0  | 0  | 2 | 1  | 0   | 2   | 1.8 |     |
| CENTRAL ARKANSAS | 12/01/21 | 9   | 1   | 1  | 1.000 | 0     | 0   | .000 | 0    | 0  | .000 | 0    | 2 | 2 | 2.8 | 2   | 0  | 0  | 0 | 0  | 1   | 2   | 1.8 |     |
| Totals           |          | 0   | 27  | 3  | 3     | 1.000 | 0   | 0    | .000 | 3  | 7    | .429 | 7 | 7 | 14  | 2.8 | 4  | 0  | 1 | 6  | 2   | 1   | 9   | 1.8 |

## KAMANI JOHNSON CAREER STATISTICS

| Year           | GP        | GS        | Min         | Avg         | FG         | FGA        | Pct         | 3FG      | 3FGA     | Pct         | FT         | FTA        | Pct         | Off        | Def        | Tot        | Avg        | PF         | FO        | Ass        | TO         | Blk       | Stl       | Pts        | Avg        |
|----------------|-----------|-----------|-------------|-------------|------------|------------|-------------|----------|----------|-------------|------------|------------|-------------|------------|------------|------------|------------|------------|-----------|------------|------------|-----------|-----------|------------|------------|
| 2018-19 (UALR) | 27        | 15        | 519         | 19.2        | 53         | 96         | .552        | 0        | 1        | .000        | 33         | 65         | .508        | 51         | 79         | 130        | 4.8        | 85         | 5         | 37         | 41         | 13        | 14        | 139        | 5.1        |
| 2019-20 (UALR) | 31        | 28        | 860         | 27.7        | 98         | 191        | .513        | 0        | 1        | .000        | 144        | 198        | .727        | 94         | 113        | 207        | 6.7        | 99         | 5         | 68         | 67         | 15        | 23        | 340        | 11.0       |
| 2021-22 (ARK)  | 5         | 0         | 27          | 5.4         | 3          | 3          | 1.000       | 0        | 0        | .000        | 3          | 7          | .429        | 3          | 7          | 14         | 2.8        | 4          | 0         | 1          | 6          | 2         | 1         | 9          | 1.8        |
| <b>TOTAL</b>   | <b>63</b> | <b>43</b> | <b>1406</b> | <b>22.3</b> | <b>154</b> | <b>290</b> | <b>.531</b> | <b>0</b> | <b>2</b> | <b>.000</b> | <b>180</b> | <b>270</b> | <b>.667</b> | <b>152</b> | <b>199</b> | <b>351</b> | <b>5.6</b> | <b>188</b> | <b>10</b> | <b>106</b> | <b>114</b> | <b>30</b> | <b>38</b> | <b>488</b> | <b>7.7</b> |

23

## CONNOR VANOVER

\*Jr. | F | 7-3 | 215 | Little Rock, Ark. | Findlay Prep (Nev.) | Univ. of California

## GENERAL:

- Named the SEC Winter Academic Honor Roll ... Played his freshman season at Cal, Sat out 2019-20 season at Arkansas ... In 2020-19, was 1 of 3 players in the NCAA to have at least 50 blocked shots and 20 3-pointers made ... In fact, Vanover is the first Arkansas player with 50+ blocks and 20+ 3's made in a season and only nine other Hogs have reached those levels in an entire career (HogStats.com).

## 2021-22 HIGHLIGHTS:

- GWU:** Set the tone early and produced one of his best overall games with a team-best 19 points, seven rebounds, three blocked shots and two assists in just 17 minutes ... Down six with 6:30 left in the first half, keyed a 29-5 run to put the Hogs up 18 with eight points, three rebounds and two blocked shots during the run.
- HOF Classic:** Helped Arkansas to an 18-point halftime lead vs K-State by scoring 10 of his 14 points in the period ... Sank a career-high 9-of-9 from the free throw line, including 8-of-8 in the first half ... Was productive in his 17 minutes vs Cincy with 8 points, 6 rebounds and a blocked shot.
- Penn:** Only scored six points, but it was the first six points of the second half to push the 11-point halftime lead to 17.

|           |      |         |            |
|-----------|------|---------|------------|
| FT Pct.   | .933 | 2nd SEC | 28th NCAA  |
| Blocks/Gm | 1.20 | 9th SEC | 170th NCAA |

|                                  |         |
|----------------------------------|---------|
| Led his team/ARK in Pts: .....   | 5 / 4   |
| Led his team/ARK in Rebs: .....  | 7 / 5   |
| CAREER: Double-figure Pts: ..... | 16 / 9  |
| Double-figure rebs: .....        | 2 / 2   |
| 20-pt gms: .....                 | 2 / 1   |
| Gms with a 3 PT FG: .....        | 30 / 18 |
| Gms with 3+ 3PT FG: .....        | 2 / 1   |
| Gms with 3+ Blks: .....          | 13 / 9  |

PLAYERS IN THE NCAA  
IN 2020-21

## WITH 50+ BLOCKS AND 20+ 3'S MADE

|                     |           |        |
|---------------------|-----------|--------|
| Connor Vanover, ARK | 51 blocks | 24 3's |
| Hayden Koval, UNCG  | 65 blocks | 26 3's |
| Jay Huff, UVA       | 62 blocks | 28 3's |

Vanover the first Arkansas player with 50+ blocks and 20+ 3's made in a season. Only nine other Hogs have reached those levels in an entire career: (HogStats.com)

|                                    |                                    |
|------------------------------------|------------------------------------|
| Carl Baker (54 BLK • 29 3's)       | Todd Day (102 BLK • 226 3's)       |
| Ron Huery (70 BLK • 94 3's)        | Vincent Hunter (79 BLK • 32 3's)   |
| Bobby Portis (104 BLK • 23 3's)    | Marshawn Powell (96 BLK • 42 3's)  |
| Michael Qualls (55 BLK • 103 3's)  | Darnell Robinson (62 BLK • 28 3's) |
| Mike Washington (107 BLK • 22 3's) |                                    |

@Vanover\_Connor

@cv\_23

\* - Will be granted an extra year of eligibility due to COVID-19 in 2020-21



## PERSONAL BESTS

## POINTS

|            |                            |
|------------|----------------------------|
| Season: 19 | vs Gardner-Webb (11/13/21) |
| Career: 24 | at Stanford (03/07/19)     |
| SEC: 17    | at Auburn (12/30/20)       |

## FG MADE

|           |                                 |
|-----------|---------------------------------|
| Season: 7 | vs Gardner-Webb (11/13/21)      |
| Career: 9 | at Stanford (03/07/19)          |
| SEC: 6    | vs Mississippi State (02/02/21) |

## FG ATTEMPTED

|              |                                      |
|--------------|--------------------------------------|
| Season: 12   | vs Gardner-Webb (11/13/21)           |
| Career: 15   | vs Washington (02/28/19)             |
| SEC: 11 (3x) | last vs Mississippi State (02/02/21) |

## 3-POINT FG MADE

|             |                             |
|-------------|-----------------------------|
| Season: 1   | vs Gardner-Webb (11/13/21)  |
| Career: 5   | at Stanford (03/07/19)      |
| SEC: 2 (2x) | last at Missouri (02/13/21) |

## 3-PT FG ATTEMPTS

|           |                            |
|-----------|----------------------------|
| Season: 3 | vs Kansas State (11/22/21) |
| Career: 8 | vs Lipscomb (12/05/20)     |
| SEC: 6    | at Auburn (12/30/20)       |

## FT MADE

|           |                            |
|-----------|----------------------------|
| Season: 8 | vs Kansas State (11/22/21) |
| Career: 8 | vs Kansas State (11/22/21) |
| SEC: 6    | at Auburn (12/30/20)       |

## FT ATTEMPTED

|           |                            |
|-----------|----------------------------|
| Season: 9 | vs Kansas State (11/22/21) |
| Career: 9 | vs Kansas State (11/22/21) |
| SEC: 6    | at Auburn (12/30/20)       |

## REBOUNDS

|            |                                 |
|------------|---------------------------------|
| Season: 7  | vs Gardner-Webb (11/13/21)      |
| Career: 16 | vs North Texas (11/28/20)       |
| SEC: 8     | vs Mississippi State (02/02/21) |

## ASSISTS

|                |                             |
|----------------|-----------------------------|
| Season: 2      | vs Gardner-Webb (11/13/21)  |
| Career: 2 (7x) | last at Missouri (02/13/21) |
| SEC: 2 (2x)    | last at Missouri (02/13/21) |

## STEALS

|             |                                      |
|-------------|--------------------------------------|
| Season: 1   | vs Central Arkansas (12/01/21)       |
| Career: 3   | vs Southern (12/19/20)               |
| SEC: 2 (2x) | last vs Mississippi State (02/02/21) |

## BLOCKED SHOTS

|                |                                |
|----------------|--------------------------------|
| Season: 3      | vs Gardner-Webb (11/13/21)     |
| Career: 6 (2x) | last vs North Texas (11/28/20) |
| SEC: 5         | vs Ole Miss (01/27/21)         |

## MINUTES

|               |                            |
|---------------|----------------------------|
| Season: 20:02 | vs Kansas State (11/22/21) |
| Career: 34:05 | vs North Texas (11/28/20)  |
| SEC: 28:45    | at Auburn (12/30/20)       |

## CONNOR VANOVER'S 2021-22 GAME STATS

| Opponent         | Date     | GS       | Min       | FG        | FGA       | Pct         | 3FG      | 3A       | Pct         | FT        | FTA       | Pct         | O        | D         | Tot       | Avg        | PF       | FO       | A        | TO       | Blk      | Stl      | Pts       | Avg        |
|------------------|----------|----------|-----------|-----------|-----------|-------------|----------|----------|-------------|-----------|-----------|-------------|----------|-----------|-----------|------------|----------|----------|----------|----------|----------|----------|-----------|------------|
| MERCER           | 11/09/21 |          | DNP       |           |           |             |          |          |             |           |           |             |          |           |           |            |          |          |          |          |          |          |           |            |
| GARDNER-WEBB     | 11/13/21 | *        | 17        | 7         | 12        | .583        | 1        | 2        | .500        | 4         | 4         | 1.000       | 3        | 4         | 7         | 7.0        | 1        | 0        | 2        | 0        | 3        | 0        | 19        | 19.0       |
| NORTHERN IOWA    | 11/17/21 | *        | 5         | 1         | 4         | .250        | 0        | 2        | .000        | 0         | 0         | .000        | 0        | 1         | 1         | 4.0        | 0        | 0        | 0        | 0        | 1        | 0        | 2         | 10.5       |
| vs Kansas State  | 11/22/21 | *        | 21        | 3         | 7         | .429        | 0        | 3        | .000        | 8         | 9         | .889        | 3        | 2         | 5         | 4.3        | 1        | 0        | 0        | 0        | 1        | 0        | 14        | 11.7       |
| vs Cincinnati    | 11/23/21 | *        | 17        | 4         | 8         | .500        | 0        | 1        | .000        | 0         | 0         | .000        | 1        | 5         | 6         | 4.8        | 1        | 0        | 0        | 0        | 1        | 0        | 8         | 10.8       |
| PENN             | 11/28/21 | *        | 12        | 2         | 3         | .667        | 0        | 1        | .000        | 2         | 2         | 1.000       | 1        | 3         | 4         | 4.6        | 0        | 0        | 0        | 0        | 0        | 0        | 6         | 9.8        |
| CENTRAL ARKANSAS | 12/01/21 | *        | 9         | 1         | 1         | 1.000       | 0        | 0        | .000        | 0         | 2         | .000        | 1        | 2         | 3         | 4.3        | 0        | 0        | 1        | 1        | 0        | 1        | 2         | 8.5        |
| <b>Totals</b>    |          | <b>6</b> | <b>81</b> | <b>18</b> | <b>35</b> | <b>.514</b> | <b>1</b> | <b>9</b> | <b>.111</b> | <b>14</b> | <b>17</b> | <b>.824</b> | <b>9</b> | <b>17</b> | <b>26</b> | <b>4.3</b> | <b>3</b> | <b>0</b> | <b>3</b> | <b>1</b> | <b>6</b> | <b>1</b> | <b>51</b> | <b>8.5</b> |

## CONNOR VANOVER CAREER STATISTICS

| Year          | GP        | GS        | Min         | Avg         | FG         | FGA        | Pct         | 3FG       | 3FGA       | Pct         | FT        | FTA       | Pct         | Off       | Def        | Tot        | Avg        | PF        | FO       | Ass       | TO        | Blk       | Stl       | Pts        | Avg        |
|---------------|-----------|-----------|-------------|-------------|------------|------------|-------------|-----------|------------|-------------|-----------|-----------|-------------|-----------|------------|------------|------------|-----------|----------|-----------|-----------|-----------|-----------|------------|------------|
| 2018-19 (CAL) | 28        | 15        | 491         | 17.5        | 83         | 177        | .469        | 27        | 76         | .355        | 16        | 24        | .667        | 21        | 62         | 83         | 3.0        | 38        | 2        | 5         | 18        | 35        | 7         | 209        | 7.5        |
| 2020-21 (ARK) | 29        | 27        | 483         | 16.7        | 70         | 155        | .452        | 24        | 74         | .324        | 20        | 21        | .952        | 27        | 104        | 131        | 4.5        | 37        | 0        | 14        | 21        | 51        | 13        | 184        | 6.3        |
| 2021-22 (ARK) | 6         | 6         | 81          | 13.5        | 18         | 35         | .514        | 1         | 9          | .111        | 14        | 17        | .824        | 9         | 17         | 26         | 4.3        | 3         | 0        | 3         | 1         | 6         | 1         | 51         | 8.5        |
| <b>TOTAL</b>  | <b>63</b> | <b>48</b> | <b>1055</b> | <b>16.7</b> | <b>171</b> | <b>367</b> | <b>.466</b> | <b>52</b> | <b>159</b> | <b>.327</b> | <b>50</b> | <b>62</b> | <b>.806</b> | <b>57</b> | <b>183</b> | <b>240</b> | <b>3.8</b> | <b>78</b> | <b>2</b> | <b>22</b> | <b>40</b> | <b>92</b> | <b>21</b> | <b>444</b> | <b>7.0</b> |



# ARKANSAS RAZORBACKS

## 2021-22 SEASON RESULTS & LEADERS

| RECORD:        | OVERALL | HOME | AWAY | NEUTRAL |
|----------------|---------|------|------|---------|
| ALL GAMES      | 7-0     | 5-0  | 0-0  | 2-0     |
| CONFERENCE     | 0-0     | 0-0  | 0-0  | 0-0     |
| NON-CONFERENCE | 7-0     | 5-0  | 0-0  | 2-0     |

| DATE     | TIME (CT) | R A N K  | OPPONENT         | TV               | RESULT  | ATTEND | RECORD | (SEC) | HIGH POINTS                             | HIGH REBOUNDS                     |
|----------|-----------|----------|------------------|------------------|---------|--------|--------|-------|---|-----------------------------------|
| 11/19/21 | 7:00 pm   | 16/15 -- | MERCER           | SEC Network Plus | W 74-61 | 19200  | 1-0    | --    | (30) JD Notae                           | (11) Au'Diese Toney               |
| 11/13/21 | 2:00 pm   | 16/15 -- | GARDNER-WEBB     | SEC Network Plus | W 86-69 | 19200  | 2-0    | --    | (19) Connor Vanover                     | (8) Jaylin Williams               |
| 11/17/21 | 7:00 pm   | 16/15 -- | NORTHERN IOWA    | SEC Network Plus | W 93-80 | 19200  | 3-0    | --    | (26) Chris Lykes                        | (9) Stanley Umude                 |
| 11/22/21 | 8:00 pm + | 13/12 -- | vs Kansas State  | ESPNews          | W 72-64 | 9409   | 4-0    | --    | (14) Chris Lykes<br>(14) Connor Vanover | (9) Au'Diese Toney                |
| 11/23/21 | 8:30 pm + | 13/12 -- | vs Cincinnati    | ESPN2            | W 73-67 | 7255   | 5-0    | --    | (19)Au'Diese Toney                      | (11)Jaylin Williams               |
| 11/28/21 | 3:00 pm   | 13/12 -- | PENN             | SEC Network      | W 76-60 | 19200  | 6-0    | --    | (28)JD Notae                            | (9)JD Notae<br>(9)Jaylin Williams |
| 12/01/21 | 7:00 pm   | 10/9 --  | CENTRAL ARKANSAS | SEC Network Plus | W 97-60 | 19200  | 7-0    | --    | (17)Stanley Umude                       | (13)Jaylin Williams               |

Home Games in CAPS | \* - Southeastern Conference game | + Hall of Fame Classic (Kansas City, Mo. - T-Mobile Center) | % - Big 12/SEC Challenge  
 @ - played in Tulsa, Okla. (BOK Center) | & - played in North Little Rock (Simmons Bank Arena) | ^ - SEC Tournament (Tampa, Fla. - Amalie Arena)

| ATTENDANCE SUMMARY | GAMES | TOTALS | AVG/GAME |
|--------------------|-------|--------|----------|
| HOME               | 5     | 96000  | 19200    |
| AWAY               | 0     | 0      | 0        |
| NEUTRAL            | 2     | 16664  | 8332     |
| TOTAL              | 7     | 112664 | 16095    |

# ARKANSAS RAZORBACKS

## 2021-22 COMBINED REPORT

|                |         |      |      |         |
|----------------|---------|------|------|---------|
| RECORD:        | OVERALL | HOME | AWAY | NEUTRAL |
| ALL GAMES      | 7-0     | 5-0  | 0-0  | 2-0     |
| CONFERENCE     | 0-0     | 0-0  | 0-0  | 0-0     |
| NON-CONFERENCE | 7-0     | 5-0  | 0-0  | 2-0     |

| #                 | Player          | GP | GS | Min | Avg  | • TOTAL • |     |       | • 3-PTS • |     |      | • REBOUNDS • |     |      | PF |     | FO  |      | A   |    |     |     | TO |    | Blk |      | Stl |  | Pts |  |
|-------------------|-----------------|----|----|-----|------|-----------|-----|-------|-----------|-----|------|--------------|-----|------|----|-----|-----|------|-----|----|-----|-----|----|----|-----|------|-----|--|-----|--|
|                   |                 |    |    |     |      | FG        | FGA | Pct   | 3FG       | FGA | Pct  | FT           | FTA | Pct  |    |     |     |      |     |    |     |     |    |    |     |      |     |  |     |  |
| 1                 | JD Notae        | 7  | 7  | 243 | 34.7 | 50        | 121 | .413  | 15        | 55  | .273 | 12           | 18  | .667 | 2  | 30  | 32  | 4.6  | 14  | 0  | 28  | 16  | 2  | 21 | 127 | 18.1 |     |  |     |  |
| 5                 | Au'Diese Toney  | 7  | 7  | 192 | 27.4 | 34        | 51  | .667  | 2         | 4   | .500 | 24           | 31  | .774 | 21 | 25  | 46  | 6.6  | 13  | 0  | 7   | 4   | 2  | 6  | 94  | 13.4 |     |  |     |  |
| 11                | Chris Lykes     | 7  | 0  | 170 | 24.3 | 22        | 61  | .361  | 7         | 23  | .304 | 34           | 41  | .829 | 2  | 6   | 8   | 1.1  | 9   | 0  | 14  | 5   | 0  | 4  | 85  | 12.1 |     |  |     |  |
| 0                 | Stanley Umude   | 7  | 1  | 160 | 22.9 | 32        | 63  | .508  | 5         | 13  | .385 | 6            | 13  | .462 | 9  | 27  | 36  | 5.1  | 11  | 0  | 6   | 12  | 5  | 7  | 75  | 10.7 |     |  |     |  |
| 23                | Connor Vanover  | 6  | 6  | 81  | 13.5 | 18        | 35  | .514  | 1         | 9   | .111 | 14           | 17  | .824 | 9  | 17  | 26  | 4.3  | 3   | 0  | 3   | 1   | 6  | 1  | 51  | 8.5  |     |  |     |  |
| 4                 | Davonte Davis   | 7  | 7  | 198 | 28.3 | 22        | 51  | .431  | 4         | 13  | .308 | 6            | 11  | .545 | 8  | 23  | 31  | 4.4  | 16  | 0  | 20  | 16  | 0  | 11 | 54  | 7.7  |     |  |     |  |
| 10                | Jaylin Williams | 7  | 6  | 201 | 28.7 | 14        | 28  | .500  | 2         | 8   | .250 | 10           | 20  | .500 | 13 | 50  | 63  | 9.0  | 16  | 0  | 30  | 14  | 8  | 8  | 40  | 5.7  |     |  |     |  |
| 14                | Jaxson Robinson | 3  | 0  | 27  | 9.0  | 5         | 13  | .385  | 3         | 10  | .300 | 0            | 0   | .000 | 2  | 0   | 2   | 0.7  | 2   | 0  | 0   | 0   | 1  | 0  | 13  | 4.3  |     |  |     |  |
| 3                 | Trey Wade       | 7  | 0  | 58  | 8.3  | 6         | 13  | .462  | 1         | 4   | .250 | 1            | 2   | .500 | 3  | 7   | 10  | 1.4  | 5   | 0  | 4   | 3   | 1  | 1  | 14  | 2.0  |     |  |     |  |
| 20                | Kamani Johnson  | 5  | 0  | 27  | 5.4  | 3         | 3   | 1.000 | 0         | 0   | .000 | 3            | 7   | .429 | 7  | 7   | 14  | 2.8  | 4   | 0  | 1   | 6   | 2  | 1  | 9   | 1.8  |     |  |     |  |
| 2                 | Khalen Robinson | 5  | 1  | 37  | 7.4  | 3         | 12  | .250  | 2         | 7   | .286 | 1            | 2   | .500 | 1  | 3   | 4   | 0.8  | 8   | 0  | 4   | 2   | 0  | 2  | 9   | 1.8  |     |  |     |  |
| 13                | Chance Moore    | 2  | 0  | 4   | 2.0  | 0         | 1   | .000  | 0         | 0   | .000 | 0            | 0   | .000 | 0  | 0   | 0   | 0.0  | 2   | 0  | 0   | 0   | 0  | 0  | 0   | 0.0  |     |  |     |  |
| 45                | Lawson Blake    | 1  | 0  | 2   | 2.0  | 0         | 0   | .000  | 0         | 0   | .000 | 0            | 0   | .000 | 0  | 0   | 0   | 0.0  | 0   | 0  | 0   | 0   | 0  | 0  | 0   | 0.0  |     |  |     |  |
| TEAM.....         |                 |    |    |     |      |           |     |       |           |     |      |              |     |      |    |     |     | 8    | 11  | 19 | 2.7 | 0   |    | 0  |     | 0    |     |  |     |  |
| RAZORBACKS..... 7 |                 |    |    |     |      | 209       | 452 | .462  | 42        | 146 | .288 | 111          | 162 | .685 | 85 | 206 | 291 | 41.6 | 103 | 0  | 117 | 79  | 27 | 62 | 571 | 81.6 |     |  |     |  |
| Opponents..... 7  |                 |    |    |     |      | 163       | 401 | .406  | 70        | 193 | .363 | 65           | 97  | .670 | 47 | 174 | 221 | 31.6 | 134 | 3  | 90  | 114 | 16 | 37 | 461 | 65.9 |     |  |     |  |

### Team Statistics

|                        | ARK            | OPP            |
|------------------------|----------------|----------------|
| <b>SCORING</b>         | <b>571</b>     | <b>461</b>     |
| Points per game        | 81.6           | 65.9           |
| Scoring margin         | +15.7          | -              |
| <b>FIELD GOALS-ATT</b> | <b>209-452</b> | <b>163-401</b> |
| Field goal pct         | .462           | .406           |
| <b>3 POINT FG-ATT</b>  | <b>42-146</b>  | <b>70-193</b>  |
| 3-point FG pct         | .288           | .363           |
| 3-pt FG made per game  | 6.0            | 10.0           |
| <b>FREE THROWS-ATT</b> | <b>111-162</b> | <b>65-97</b>   |
| Free throw pct         | .685           | .670           |
| F-Throws made per game | 15.9           | 9.3            |
| <b>REBOUNDS</b>        | <b>291</b>     | <b>221</b>     |
| Rebounds per game      | 41.6           | 31.6           |
| Rebounding margin      | +10.0          | -              |
| <b>ASSISTS</b>         | <b>117</b>     | <b>90</b>      |
| Assists per game       | 16.7           | 12.9           |
| <b>TURNOVERS</b>       | <b>79</b>      | <b>114</b>     |
| Turnovers per game     | 11.3           | 16.3           |
| Turnover margin        | +5.0           | -              |
| Assist/turnover ratio  | 1.5            | 0.8            |
| <b>STEALS</b>          | <b>62</b>      | <b>37</b>      |
| Steals per game        | 8.9            | 5.3            |
| <b>BLOCKS</b>          | <b>27</b>      | <b>16</b>      |
| Blocks per game        | 3.9            | 2.3            |
| <b>ATTENDANCE</b>      | <b>96000</b>   | <b>16664</b>   |
| Home games-Avg/Game    | 5-19200        | 0-0            |
| Neutral site-Avg/Game  | -              | 2-8332         |

|                          |            |            |              |
|--------------------------|------------|------------|--------------|
| <b>SCORE BY PERIODS:</b> | <b>1st</b> | <b>2nd</b> | <b>Total</b> |
| Arkansas                 | 256        | 315        | 571          |
| Opponents                | 215        | 246        | 461          |

| Date       | Ark. Rank | Opponent         | Result | Score | Attend |
|------------|-----------|------------------|--------|-------|--------|
| 11/09/21   | 16/15     | MERCER           | W      | 74-61 | 19200  |
| 11/13/21   | 16/15     | GARDNER-WEBB     | W      | 86-69 | 19200  |
| 11/17/21   | 16/15     | NORTHERN IOWA    | W      | 93-80 | 19200  |
| + 11/22/21 | 13/12     | vs Kansas State  | W      | 72-64 | 9409   |
| + 11/23/21 | 13/12     | vs Cincinnati    | W      | 73-67 | 7255   |
| 11/28/21   | 13/12     | PENN             | W      | 76-60 | 19200  |
| 12/01/21   | 10/9      | CENTRAL ARKANSAS | W      | 97-60 | 19200  |

\* = SEC game

+ Hall of Fame Classic (Kansas City, Mo. - T-Mobile Center)

@ - played in Tulsa, Okla. (BOK Center)

& - played in North Little Rock (Simmons Bank Arena)

% = SEC/Big 12 Challenge

^ - SEC Tournament (Tampa, Fla. - Amalie Arena)

# ARKANSAS RAZORBACKS

## 2021-22 SEASON STATISTICS • ALL GAMES



|                |         |      |      |         |
|----------------|---------|------|------|---------|
| RECORD:        | OVERALL | HOME | AWAY | NEUTRAL |
| ALL GAMES      | 7-0     | 5-0  | 0-0  | 2-0     |
| CONFERENCE     | 0-0     | 0-0  | 0-0  | 0-0     |
| NON-CONFERENCE | 7-0     | 5-0  | 0-0  | 2-0     |

| ##             | Player          | GP | GS | • TOTAL • |      |              | • 3-PTS •   |              |                 | • REBOUNDS •       |             |      |  |  |  |  |  |  |  |  |  | Pts Avg |  |
|----------------|-----------------|----|----|-----------|------|--------------|-------------|--------------|-----------------|--------------------|-------------|------|--|--|--|--|--|--|--|--|--|---------|--|
|                |                 |    |    | Min       | Avg  | FG FGA Pct   | 3FG FGA Pct | FT FTA Pct   | Off Def Tot Avg | PF FO              | A TO Blk St |      |  |  |  |  |  |  |  |  |  |         |  |
| 1              | JD Notae        | 7  | 7  | 243       | 34.7 | 50 121 .413  | 15 55 .273  | 12 18 .667   | 2 30 32 4.6     | 14 0 28 16 2 21    | 127         | 18.1 |  |  |  |  |  |  |  |  |  |         |  |
| 5              | Au'Diese Toney  | 7  | 7  | 192       | 27.4 | 34 51 .667   | 2 4 .500    | 24 31 .774   | 21 25 46 6.6    | 13 0 7 4 2 6       | 94          | 13.4 |  |  |  |  |  |  |  |  |  |         |  |
| 11             | Chris Lykes     | 7  | 0  | 170       | 24.3 | 22 61 .361   | 7 23 .304   | 34 41 .829   | 2 6 8 1.1       | 9 0 14 5 0 4       | 85          | 12.1 |  |  |  |  |  |  |  |  |  |         |  |
| 0              | Stanley Umude   | 7  | 1  | 160       | 22.9 | 32 63 .508   | 5 13 .385   | 6 13 .462    | 9 27 36 5.1     | 11 0 6 12 5 7      | 75          | 10.7 |  |  |  |  |  |  |  |  |  |         |  |
| 23             | Connor Vanover  | 6  | 6  | 81        | 13.5 | 18 35 .514   | 1 9 .111    | 14 17 .824   | 9 17 26 4.3     | 3 0 3 1 6 1        | 51          | 8.5  |  |  |  |  |  |  |  |  |  |         |  |
| 4              | Davonte Davis   | 7  | 7  | 198       | 28.3 | 22 51 .431   | 4 13 .308   | 6 11 .545    | 8 23 31 4.4     | 16 0 20 16 0 11    | 54          | 7.7  |  |  |  |  |  |  |  |  |  |         |  |
| 10             | Jaylin Williams | 7  | 6  | 201       | 28.7 | 14 28 .500   | 2 8 .250    | 10 20 .500   | 13 50 63 9.0    | 16 0 30 14 8 8     | 40          | 5.7  |  |  |  |  |  |  |  |  |  |         |  |
| 14             | Jaxson Robinson | 3  | 0  | 27        | 9.0  | 5 13 .385    | 3 10 .300   | 0 0 .000     | 2 0 2 0.7       | 2 0 0 0 1 0        | 13          | 4.3  |  |  |  |  |  |  |  |  |  |         |  |
| 3              | Trey Wade       | 7  | 0  | 58        | 8.3  | 6 13 .462    | 1 4 .250    | 1 2 .500     | 3 7 10 1.4      | 5 0 4 3 1 1        | 14          | 2.0  |  |  |  |  |  |  |  |  |  |         |  |
| 20             | Kamani Johnson  | 5  | 0  | 27        | 5.4  | 3 3 1.000    | 0 0 .000    | 3 7 .429     | 7 7 14 2.8      | 4 0 1 6 2 1        | 9           | 1.8  |  |  |  |  |  |  |  |  |  |         |  |
| 2              | Khalen Robinson | 5  | 1  | 37        | 7.4  | 3 12 .250    | 2 7 .286    | 1 2 .500     | 1 3 4 0.8       | 8 0 4 2 0 2        | 9           | 1.8  |  |  |  |  |  |  |  |  |  |         |  |
| 13             | Chance Moore    | 2  | 0  | 4         | 2.0  | 0 1 .000     | 0 0 .000    | 0 0 .000     | 0 0 0 0.0       | 2 0 0 0 0 0        | 0           | 0.0  |  |  |  |  |  |  |  |  |  |         |  |
| 45             | Lawson Blake    | 1  | 0  | 2         | 2.0  | 0 0 .000     | 0 0 .000    | 0 0 .000     | 0 0 0 0.0       | 0 0 0 0 0 0        | 0           | 0.0  |  |  |  |  |  |  |  |  |  |         |  |
| TEAM.....      |                 |    |    |           |      |              |             |              | 8 11 19 2.7     | 0                  |             | 0    |  |  |  |  |  |  |  |  |  | 0       |  |
| ARKANSAS.....  |                 | 7  |    |           |      | 209 452 .462 | 42 146 .288 | 111 162 .685 | 85 206 291 41.6 | 103 0 117 79 27 62 | 571         | 81.6 |  |  |  |  |  |  |  |  |  |         |  |
| Opponents..... |                 | 7  |    |           |      | 163 401 .406 | 70 193 .363 | 65 97 .670   | 47 174 221 31.6 | 134 3 90 114 16 37 | 461         | 65.9 |  |  |  |  |  |  |  |  |  |         |  |

|                   |     |     |       |
|-------------------|-----|-----|-------|
| SCORE BY PERIODS: | 1st | 2nd | Total |
| Arkansas          | 256 | 315 | 571   |
| Opponents         | 215 | 246 | 461   |

|                    |     |     |       |
|--------------------|-----|-----|-------|
| DEADBALL REBOUNDS: | OFF | DEF | TOTAL |
| Arkansas           | 30  | 4   | 34    |
| Opponents          | 13  | 5   | 18    |



# 2021-22 ARKANSAS RAZORBACKS GAME HIGHS

| Opponent         | DATE     | SCORE | RESULT | POINTS                           | REBOUNDS                      | ASSISTS           | STEALS                        | BLOCKED SHOTS  |
|------------------|----------|-------|--------|----------------------------------|-------------------------------|-------------------|-------------------------------|--|
| MERCER           | 11/09/21 | 74-61 | W      | 30-JD Notae                      | 11-Au'Diese Toney             | 5-Jaylin Williams | 7-JD Notae                    | 2-Jaylin Williams                                    |
| GARDNER-WEBB     | 11/13/21 | 86-69 | W      | 19-Connor Vanover                | 8-Jaylin Williams             | 6-Davonte Davis   | 2-JD Notae<br>Davonte Davis   | 3-Connor Vanover                                     |
| NORTHERN IOWA    | 11/17/21 | 93-80 | W      | 26-Chris Lykes                   | 9-Stanley Umude               | 9-JD Notae        | 2-JD Notae                    | 3-Jaylin Williams                                    |
| vs Kansas State  | 11/22/21 | 72-64 | W      | 14-Connor Vanover<br>Chris Lykes | 9-Au'Diese Toney              | 5-JD Notae        | 3-JD Notae                    | 1-Jaylin Williams<br>Stanley Umude<br>Connor Vanover |
| vs Cincinnati    | 11/23/21 | 73-67 | W      | 19-Au'Diese Toney                | 11-Jaylin Williams            | 4-Jaylin Williams | 2-JD Notae<br>Jaylin Williams | 1-Connor Vanover<br>JD Notae<br>Kamani Johnson       |
| PENN             | 11/28/21 | 76-60 | W      | 28-JD Notae                      | 9-Jaylin Williams<br>JD Notae | 6-Jaylin Williams | 2-JD Notae<br>Davonte Davis   | 1-JD Notae<br>Stanley Umude<br>Kamani Johnson        |
| CENTRAL ARKANSAS | 12/01/21 | 97-60 | W      | 17-Stanley Umude                 | 13-Jaylin Williams            | 6-JD Notae        | 3-JD Notae                    | 2-Stanley Umude<br>Jaylin Williams                   |

## LED TEAM IN POINTS (including ties)

|         |   |
|---------|---|
| Notae   | 2 |
| Lykes   | 2 |
| Vanover | 2 |
| Toney   | 1 |

## LED TEAM IN REBS (including ties)

|          |   |
|----------|---|
| Williams | 3 |
| Toney    | 2 |
| Umude    | 1 |
| Notae    | 1 |

## LED TEAM IN ASSISTS (including ties)

|          |   |
|----------|---|
| Williams | 3 |
| Notae    | 2 |
| Davis    | 1 |

## LED TEAM IN STEALS (including ties)

|          |   |
|----------|---|
| Notae    | 6 |
| Davis    | 2 |
| Williams | 1 |

## LED TEAM IN BLKS (including ties)

|          |   |
|----------|---|
| Williams | 3 |
| Vanover  | 3 |
| Umude    | 2 |
| Notae    | 2 |
| Johnson  | 2 |

## 2020-21 RAZORBACK GAME-BY-GAME STATISTICS

| Opponent         | Date     | Score | W/L | • TOTAL • |     |      | • 3-PTRS • |     |      |     |     |      | • REBOUNDS • |     |     |      |     |     |     |     |     |     |      |
|------------------|----------|-------|-----|-----------|-----|------|------------|-----|------|-----|-----|------|--------------|-----|-----|------|-----|-----|-----|-----|-----|-----|------|
|                  |          |       |     | FG        | FGA | Pct  | 3FG        | FGA | Pct  | FT  | FTA | Pct  | Off          | Def | Tot | Avg  | PF  | A   | TO  | Blk | Stl | Pts | Avg  |
| MERCER           | 11/09/21 | 74-61 | W   | 26        | 55  | .473 | 6          | 21  | .286 | 16  | 22  | .727 | 11           | 24  | 35  | 35.0 | 6   | 13  | 15  | 2   | 12  | 74  | 74.0 |
| GARDNER-WEBB     | 11/13/21 | 86-69 | W   | 32        | 68  | .471 | 13         | 27  | .481 | 9   | 15  | .600 | 12           | 27  | 39  | 37.0 | 17  | 23  | 9   | 5   | 6   | 86  | 80.0 |
| NORTHERN IOWA    | 11/17/21 | 93-80 | W   | 35        | 69  | .507 | 10         | 24  | .417 | 13  | 17  | .765 | 7            | 32  | 39  | 37.7 | 14  | 21  | 5   | 6   | 7   | 93  | 84.3 |
| vs Kansas State  | 11/22/21 | 72-64 | W   | 21        | 58  | .362 | 3          | 22  | .136 | 27  | 34  | .794 | 13           | 28  | 41  | 38.5 | 20  | 9   | 12  | 3   | 7   | 72  | 81.2 |
| vs Cincinnati    | 11/23/21 | 73-67 | W   | 23        | 66  | .348 | 3          | 17  | .176 | 24  | 32  | .750 | 18           | 28  | 46  | 40.0 | 15  | 12  | 11  | 3   | 6   | 73  | 79.6 |
| PENN             | 11/28/21 | 76-60 | W   | 32        | 63  | .508 | 3          | 17  | .176 | 9   | 16  | .563 | 11           | 33  | 44  | 40.7 | 14  | 17  | 15  | 3   | 8   | 76  | 79.0 |
| CENTRAL ARKANSAS | 12/01/21 | 97-60 | W   | 40        | 73  | .548 | 4          | 18  | .222 | 13  | 26  | .500 | 13           | 34  | 47  | 41.6 | 17  | 22  | 12  | 5   | 16  | 97  | 81.6 |
| Arkansas         |          | 571   |     | 209       | 452 | .462 | 42         | 146 | .288 | 111 | 162 | .685 | 85           | 206 | 291 | 41.6 | 103 | 117 | 79  | 27  | 62  | 571 | 81.6 |
| Opponents        |          | 461   |     | 163       | 401 | .406 | 70         | 193 | .363 | 65  | 97  | .670 | 47           | 174 | 221 | 31.6 | 134 | 90  | 114 | 16  | 37  | 461 | 65.9 |

Games played: 7  
 Points/game: 81.6  
 FG Pct: 46.2  
 3FG Pct: 28.8  
 FT Pct: 68.5

Rebounds/game: 41.6  
 Assists/game: 16.7  
 Turnovers/game: 11.3  
 Assist/turnover ratio: 1.5  
 Steals/game: 8.9  
 Blocks/game: 3.9

## 2021-22 OPPONENT GAME-BY-GAME STATISTICS

| Opponent         | Date     | Score | W/L | • TOTAL • |     |      | • 3-PTRS • |     |      |     |     |      | • REBOUNDS • |     |     |      |     |     |     |     |     |     |      |
|------------------|----------|-------|-----|-----------|-----|------|------------|-----|------|-----|-----|------|--------------|-----|-----|------|-----|-----|-----|-----|-----|-----|------|
|                  |          |       |     | FG        | FGA | Pct  | 3FG        | FGA | Pct  | FT  | FTA | Pct  | Off          | Def | Tot | Avg  | PF  | A   | TO  | Blk | Stl | Pts | Avg  |
| MERCER           | 11/09/21 | 74-61 | W   | 23        | 51  | .451 | 13         | 31  | .419 | 2   | 6   | .333 | 4            | 18  | 22  | 22.0 | 16  | 17  | 18  | 2   | 7   | 61  | 61.0 |
| GARDNER-WEBB     | 11/13/21 | 86-69 | W   | 24        | 53  | .453 | 13         | 31  | .419 | 8   | 11  | .727 | 5            | 24  | 29  | 25.5 | 18  | 17  | 15  | 2   | 4   | 69  | 65.0 |
| NORTHERN IOWA    | 11/17/21 | 93-80 | W   | 27        | 67  | .403 | 17         | 37  | .459 | 9   | 13  | .692 | 9            | 29  | 38  | 29.7 | 14  | 17  | 12  | 2   | 3   | 80  | 70.0 |
| vs Kansas State  | 11/22/21 | 72-64 | W   | 22        | 59  | .373 | 3          | 22  | .136 | 17  | 23  | .739 | 12           | 29  | 41  | 32.5 | 25  | 7   | 15  | 3   | 7   | 64  | 68.5 |
| vs Cincinnati    | 11/23/21 | 73-67 | W   | 24        | 59  | .407 | 8          | 24  | .333 | 11  | 13  | .846 | 6            | 26  | 32  | 32.4 | 28  | 8   | 14  | 5   | 1   | 67  | 68.2 |
| PENN             | 11/28/21 | 76-60 | W   | 21        | 57  | .368 | 7          | 27  | .259 | 11  | 16  | .688 | 6            | 22  | 28  | 31.7 | 14  | 11  | 15  | 1   | 9   | 60  | 66.8 |
| CENTRAL ARKANSAS | 12/01/21 | 97-60 | W   | 22        | 55  | .400 | 9          | 21  | .429 | 7   | 15  | .467 | 5            | 26  | 31  | 31.6 | 19  | 13  | 25  | 1   | 6   | 60  | 65.9 |
| Opponents        |          | 461   |     | 163       | 401 | .406 | 70         | 193 | .363 | 65  | 97  | .670 | 47           | 174 | 221 | 31.6 | 134 | 90  | 114 | 16  | 37  | 461 | 65.9 |
| Arkansas         |          | 571   |     | 209       | 452 | .462 | 42         | 146 | .288 | 111 | 162 | .685 | 85           | 206 | 291 | 41.6 | 103 | 117 | 79  | 27  | 62  | 571 | 81.6 |

Games played: 7

Points/game: 65.9

FG Pct: 40.6

3FG Pct: 36.3

FT Pct: 67.0

Rebounds/game: 31.6

Assists/game: 12.9

Turnovers/game: 16.3

Assist/turnover ratio: 0.8

Steals/game: 5.3

Blocks/game: 2.3



# ARKANSAS RAZORBACKS

## 2021-22 GAME-BY-GAME POINTS-ASSISTS-REBOUNDS

|           |          |       |    | 0      | 1      | 2           | 3     | 4      | 5       | 10       | 11     | 13    | 14          | 20      | 23      | 45    |
|-----------|----------|-------|----|--------|--------|-------------|-------|--------|---------|----------|--------|-------|-------------|---------|---------|-------|
| Opponent  | Date     | Score | WL | Umude  | Notae  | K. Robinson | Wade  | Davis  | Toney   | Williams | Lykes  | Moore | J. Robinson | Johnson | Vanover | Blake |
| MERCER    | 11/09/21 | 74-61 | W  | 6-3-1  | 30-2-2 | 0-2-0       | 0-0-0 | 0-4-1  | 18-11-2 | 4-8-5    | 16-2-1 | DNP   | DNP         | 0-1-1   | DNP     | DNP   |
| GWU       | 11/13/21 | 86-69 | W  | 9-4-3  | 18-1-0 | 3-0-3       | 5-2-3 | 10-3-6 | 3-5-1   | 3-8-5    | 5-0-0  | 0-0-0 | 6-1-0       | 5-6-0   | 19-7-2  | DNP   |
| UNI       | 11/17/21 | 93-80 | W  | 10-9-1 | 17-8-9 | DNP         | 4-0-1 | 10-4-1 | 13-6-0  | 11-6-7   | 26-1-2 | DNP   | DNP         | DNP     | 2-1-0   | DNP   |
| vs KSTATE | 11/22/21 | 72-64 | W  | 10-4-0 | 11-4-5 | 0-0-0       | 0-1-0 | 4-4-1  | 13-9-0  | 6-8-1    | 14-3-2 | DNP   | DNP         | DNP     | 14-5-0  | DNP   |
| vs Cincy  | 11/23/21 | 73-67 | W  | 4-1-0  | 13-4-1 | DNP         | 1-3-0 | 8-5-3  | 19-9-1  | 5-11-4   | 15-1-3 | DNP   | DNP         | 0-2-0   | 8-6-0   | DNP   |
| PENN      | 11/28/21 | 76-60 | W  | 19-7-0 | 28-9-5 | 0-0-0       | 0-0-0 | 6-5-5  | 12-4-0  | 3-9-6    | 0-1-1  | DNP   | 0-0-0       | 2-3-0   | 6-4-0   | DNP   |
| UCA       | 12/01/21 | 97-60 | W  | 17-8-1 | 10-4-6 | 6-2-1       | 4-4-0 | 16-6-3 | 16-2-3  | 8-13-2   | 9-0-5  | 0-0-0 | 7-1-0       | 2-2-0   | 2-3-1   | 0-0-0 |

# ARKANSAS RAZORBACKS

## 2021-22 STARTING LINEUPS

| Date    | Opponent   |       |       |       |             |         | 1st SUB(S)  | Outcome  | RECORD BY LINEUP: |       |       |          |         |     | RECORD BY STARTER |   |     |
|---------|------------|-------|-------|-------|-------------|---------|-------------|----------|-------------------|-------|-------|----------|---------|-----|-------------------|---|-----|
| Nov. 9  | MERCER     | Davis | Notae | Toney | K. Robinson | Umude   | Williams    | W, 74-61 | K. Robinson       | Notae | Davis | Toney    | Umude   | 1-0 | Notae             | 7 | 7-0 |
| Nov. 13 | GWU        | Davis | Notae | Toney | Williams    | Vanover | Lykes       | W, 86-69 | Davis             | Notae | Toney | Williams | Vanover | 6-0 | Davis             | 7 | 7-0 |
| Nov. 17 | UNI        | Davis | Notae | Toney | Williams    | Vanover | Umude       | W, 93-80 |                   |       |       |          |         |     | Toney             | 7 | 7-0 |
| Nov. 22 | vs K-State | Davis | Notae | Toney | Williams    | Vanover | Umude       | W, 72-64 |                   |       |       |          |         |     | Williams          | 6 | 6-0 |
| Nov. 23 | vs Cincy   | Davis | Notae | Toney | Williams    | Vanover | Lykes/Umude | W, 73-67 |                   |       |       |          |         |     | Vanover           | 6 | 6-0 |
| Nov. 28 | PENN       | Davis | Notae | Toney | Williams    | Vanover | Umude       | W, 76-60 |                   |       |       |          |         |     | K. Robinson       | 1 | 1-0 |
| Dec. 1  | UCA        | Davis | Notae | Toney | Williams    | Vanover | Lykes       | W, 97-60 |                   |       |       |          |         |     | Umude             | 1 | 1-0 |

| RECORD BY 1ST SUB<br>(including ties) |   |     |
|---------------------------------------|---|-----|
| Umude                                 | 4 | 4-0 |
| Lykes                                 | 3 | 3-0 |
| Williams                              | 1 | 1-0 |

# ARKANSAS RAZORBACKS

## 2020-21 SPECIALTY STATS (ARKANSAS/OPPONENT)

| Opponent        | Pts Off TO | Pts In Paint | 2nd Chance | Fast Break | Bench   | Ties | Lead Chng | Ark Largest Lead | Best Ark Run | Opp Largest Lead | Best Opp Run | Ark Led | Opp Led | Gm Tied |
|-----------------|------------|--------------|------------|------------|---------|------|-----------|------------------|--------------|------------------|--------------|---------|---------|---------|
| MERCER          | 21 / 10    | 36 / 8       | 15 / 3     | 14 / 0     | 20 / 12 | 4    | 10        | 15 0:19 2nd      | 11-0         | 7 6:32 1st       | 7-0          | 24:21   | 13:26   | 2:13    |
| GARDNER-WEBB    | 15 / 8     | 34 / 20      | 15 / 3     | 12 / 3     | 33 / 25 | 2    | 2         | 31 7:42 2nd      | 14-0         | 6 6:46 1st       | 8-0          | 31:08   | 5:15    | 3:37    |
| NORTHERN IOWA   | 20 / 8     | 42 / 16      | 11 / 16    | 20 / 12    | 40 / 20 | 10   | 18        | 13 0:18 2nd      | 13-0         | 6 5:49 1st       | 9-0          | 23:52   | 10:38   | 5:43    |
| vs Kansas State | 13 / 17    | 30 / 34      | 16 / 8     | 9 / 8      | 24 / 28 | 1    | 0         | 18 HALFTIME      | 8-0          | 0 -- --          | 7-0          | 39:18   | --      | 0:42    |
| vs Cincinnati   | 14 / 13    | 28 / 28      | 14 / 4     | 8 / 6      | 20 / 27 | 11   | 14        | 6 0:01 2nd       | 8-0          | 4 5:57 2nd       | 6-0          | 18:18   | 16:51   | 4:51    |
| PENN            | 16 / 14    | 48 / 22      | 16 / 7     | 13 / 4     | 21 / 22 | 2    | 2         | 22 15:50 2nd     | 9-0          | 3 18:49 1st      | 9-0          | 36:25   | 2:12    | 1:23    |
| CENTRAL ARK     | 29 / 13    | 60 / 16      | 9 / 2      | 32 / 22    | 45 / 17 | 3    | 4         | 37 0:49 2nd      | 12-0         | 2 8:19 1st       | 5-0          | 37:27   | 0:42    | 1:51    |

RED INDICATES  
LARGEST UA LEADS  
IN LOSS

RED INDICATES  
LARGEST UA DEFICITS  
IN A WIN

### DEFLECTIONS (Thru Game 6) (ARK career Only unless noted\*)

| Player      | 17-18 | 18-19 | 19-20 | 20-21 | 21-22 | Career |
|-------------|-------|-------|-------|-------|-------|--------|
| Davis       | -     | -     | -     | 160   | 30    | 190    |
| Johnson     | -     | NA    | NA    | RS    | 2     | 2      |
| Lykes       | NA    | NA    | NA    | NA    | 10    | 10     |
| Moore       | -     | -     | -     | -     | 0     | 0      |
| Notae       | NA    | NA    | RS    | 133   | 41    | 174    |
| J. Robinson | -     | -     | -     | NA    | 1     | 1      |
| K. Robinson | -     | -     | -     | 4     | 2     | 6      |
| Toney       | -     | NA    | NA    | NA    | 19    | 19     |
| Umude       | NA    | NA    | NA    | NA    | 18    | 18     |
| Vanover     | -     | NA    | RS    | 104   | 12    | 117    |
| Wade        | NA    | JC    | NA    | NA    | 6     | 6      |
| Williams    | -     | -     | -     | 81    | 25    | 106    |

MOST IN A GAME 2021-22:

- 11 Notae (K-ST)  
9 Notae (MER) • Davis (MER)

### CHARGES DRAWN (Thru Game 7) (ARK career Only unless noted\*)

| Player      | 17-18 | 18-19 | 19-20 | 20-21 | 21-22 | Career |
|-------------|-------|-------|-------|-------|-------|--------|
| Davis       | -     | -     | -     | 2     | 0     | 2      |
| Johnson     | -     | NA    | NA    | RS    | 0     | 0      |
| Lykes       | NA    | NA    | NA    | NA    | 5     | 5      |
| Moore       | -     | -     | -     | -     | 0     | 0      |
| Notae       | NA    | NA    | RS    | 6     | 0     | 6      |
| J. Robinson | -     | -     | -     | 0     | 0     | 0      |
| K. Robinson | -     | -     | -     | 2     | 1     | 3      |
| Toney       | -     | 3*    | 4*    | 4*    | 0     | 11*    |
| Umude       | NA    | NA    | NA    | NA    | 1     | 1      |
| Vanover     | -     | NA    | RS    | 0     | 0     | 0      |
| Wade        | NA    | JC    | NA    | NA    | 0     | 0      |
| Williams    | -     | -     | -     | 16    | 10    | 26     |

MOST IN A GAME 2021-22:

- 4 Williams (Cincy)  
3 Williams (GWU)

### DUNKS (Thru Game 7) (ARK career Only unless noted\*)

| Player      | 17-18 | 18-19 | 19-20 | 20-21 | 21-22 | Career |
|-------------|-------|-------|-------|-------|-------|--------|
| Davis       | -     | -     | -     | 5     | 3     | 8      |
| Johnson     | -     | NA    | NA    | RS    | 1     | 1      |
| Lykes       | NA    | NA    | NA    | NA    | 0     | 0      |
| Moore       | -     | -     | -     | -     | 0     | 0      |
| Notae       | NA    | 1*    | RS    | 3     | 0     | 4      |
| J. Robinson | -     | -     | -     | 0     | 1     | 1      |
| K. Robinson | -     | -     | -     | 0     | 0     | 0      |
| Toney       | NA    | 7*    | 9*    | 6*    | 4     | 26*    |
| Umude       | NA    | NA    | NA    | NA    | 9     | 9      |
| Vanover     | -     | NA    | RS    | 20    | 4     | 24     |
| Wade        | NA    | JC    | 23*   | 12*   | 4     | 38*    |
| Williams    | -     | -     | -     | 3     | 2     | 5      |

MOST IN A GAME 2021-22:

- 3 Umude (K-State)

## LAST TIME AN ARKANSAS PLAYER...

### • SCORING •

Scored 25 Points: 28 JD Notae vs Penn (11/28/21)

Scored 30 Points: 30 JD Notae vs Mercer (11/09/21)

Scored 40 Points: 40 Mason Jones vs Auburn (02/04/20)

Scored 50 Points: 51 Rotnei Clarke vs. Alcorn State (11/13/09)

RECORD: 51 Rotnei Clarke vs. Alcorn State (11/13/09)

### • FIELD GOALS MADE •

Made 15 Field Goals: 15 (15-21) Rotnei Clarke vs. Alcorn State (11/13/09)

Made 20 Field Goals: 20 (2-30) Dean Tolson vs. Texas A&M (03/02/74)

RECORD: 20 (20-30) Dean Tolson vs. Texas A&M (03/02/74)

### • FIELD GOALS ATTEMPTED •

Attempted 20 Field Goals: 24 (13-24) JD Notae vs Penn (11/28/21)

Attempted 25 Field Goals: 26 (11-26) JD Notae vs Mercer (11/09/21)

RECORD: 30 (20-30) Dean Tolson vs. Texas A&M (03/02/74)

### • FIELD GOAL PERCENTAGE •

Shot 100% FG (Min. 7 att): Daniel Gafford (7-7) at Texas Tech (01/26/19)

RECORD (min 8 att): 100% 8x - Best: Daryll Saulsberry (10-10) 1975

### • 3-POINTERS MADE •

Made 7 3-pointers: 8 (8-11) Mason Jones at Texas A&M (03/07/20)

Made 10 3-pointers: 10 (10-13) by Isaiah Joe vs. FIU (12/01/18)

Made 11-Plus 3-pointers: 13 (13-17) by Rotnei Clarke vs. Alcorn State (11/13/09)

RECORD: 13 (13-17) by Rotnei Clarke vs. Alcorn State (11/13/09) (SEC record)

### • 3-POINTERS ATTEMPTED •

Attempted 15 3-Pointers: 15 (6-15) Isaiah Joe at Texas A&M (03/07/20)

Attempted 20 3-Pointers: 24 (10-24) Pat Bradley vs. North Texas (12/30/98)

RECORD: 24 (10-24) Pat Bradley vs. North Texas (12/30/98) (SEC record)

### • FREE THROWS MADE •

Made 10 Free Throws: 11 Justin Smith (11-13) vs Colgate (03/19/21)

Made 15 Free Throws: 16 (16-19) Moses Moody vs Alabama (02/24/21)

Made 20 Plus Free Throws: 22 (22-24) Martin Terry vs. Texas A&M (01/22/72)

RECORD: 22 (22-24) by Martin Terry vs. Texas A&M (01/22/72)

### • FREE THROWS ATTEMPTED •

Attempted 15 Free Throws: 19 (16-19) Mason Jones vs Tennessee (02/26/20)

Attempted 20 Free Throws: 21 (18-21) Moses Moody vs Alabama (02/24/21)

Attempted 24 Plus Free Throws: 24 (22-24) Martin Terry vs. Texas A&M (01/22/72)

RECORD: 24 (22-24) Martin Terry vs. Texas A&M (01/22/72)

### • FREE THROW PERCENTAGE •

Shot 100% FT (min 10 att): 12-12 Isaiah Joe vs Tennessee (02/26/20)

RECORD (min. 11 att): 9x - Best: Tommy Boyer (18-18) in 1963

### • REBOUNDS •

Grabbed 10-14 Rebounds: 13 Jaylin Williams vs Central Arkansas (12/01/21)

Grabbed 15-20 Rebounds: 17 Justin Smith vs Oral Roberts (12/20/20)

Grabbed 20-Plus Rebounds: 23 Nick Davis vs. Jackson State (11/21/97)

RECORD: 23 by Nick Davis vs. Jackson State (11/21/97)

• Grabbed 10 Offensive Rebounds: 11 Justin Smith vs Oral Roberts (03/27/21)

• Grabbed 14 Defensive Rebounds: 14 Connor Vanover vs North Texas (11/28/20)

### • ASSISTS •

Had 10 Assists: 10 by Jalen Tate vs Georgia (01/09/21)

Had 15 Assists: 15 by Dontell Jefferson vs. Portland State (11/18/05)

RECORD: 15 by Dontell Jefferson vs. Portland State (11/18/05)

### • STEALS •

Had 5 Steals: 5 Justin Smith vs Colgate (03/19/21)

Had 6-7 Steals: 7 JD Notae vs Mercer (11/09/21)

Had 8-9 Steals: 9 Robert Shepard at Arizona (12/06/92)

RECORD: 9 by Robert Shepard at Arizona (12/06/92)

### • BLOCKED SHOTS •

Had 5 Blocks: 5 Connor Vanover at Oklahoma State (01/30/21)

Had 6-9 Blocks: 6 Connor Vanover vs North Texas (11/28/20)

Had 10 Blocks: 10 Steven Hill vs. Texas State (12/06/05)

RECORD: 10 Steven Hill vs. Texas St. (12/06/05) & Oliver Miller vs. Texas (02/04/90)

### • TURNOVERS •

Committed 5-9 Turnovers: 5 Davonte Davis vs Mercer (11/09/21)

Committed 10 Plus Turnovers: 10 Courtney Fortson at South Carolina (02/21/09)

### • MINUTES PLAYED •

39 Minutes (Regulation): 39:12 JD Notae vs Mercer (11/09/21)

40 Minutes (Regulation): 40:00 Justin Smith vs Colgate (03/19/21)

40 Minutes (OT): 40:00 Jimmy Whitt Jr., at Missouri (02/08/20)

45 Plus Minutes: 47 by BJ Young vs. Auburn (01/16/13)

### • MISCELLANEOUS •

2 Players Scored 20+ Pts In Same Game: Moses Moody (28) & Justin Smith (21) vs LSU (03/13/21)

3 Players Scored 20+ Pts In Same Game: at South Carolina (03/02/20)  
Moses Moody (28), Justin Smith (22) and JD Notae (21)

2 Players Scored 20+ Pts In Back-To-Back Gms: Jones (37/26) & Joe (22/26) vs. Tennessee (02/26/20) and at Georgia (02/29/20)

2 Players Scored 20+ Pts In 3 Straight: Jones (41/20/21) & Joe (20/21/24) vs Tulsa (12/14/19), Valpo (12/21/19) and Indiana (12/29/19)

8 Players Scored in Double Digits: Mississippi Valley State (11/25/20)  
Vanover (25), Sills (19), Moody (16), Jackson (15), Robinson (15), Smith (13), Notae (13), Tate 12)

Scored 20 or More Points in Five-Plus Consecutive Games: (5) by Mason Jones 37, 26, 36, 30, 22 (02/26/20 to 03/11/20)

Scored 20 or More Points in 10-Plus Consecutive Games: (11) by Todd Day 20, 23, 26, 26, 22, 31, 23, 21, 27, 21, 20 (12/01/90 to 01/12/91)

Scored 30 or More Points in 3 Straight Games: Mason Jones (only Razorback)

34 vs. S. Carolina (01/29/20), 30 at Alabama (02/01/20), 40 vs Auburn (02/04/20)

Most Points in Back-To-Back Games: 82 by Martin Terry

35 at TCU (02/20/73) and 47 vs. SMU (02/24/73)

Consecutive Free Throws Made: 48 by Ricky Medlock (20 gms; 12/21/74 to 03/04/75)

Double-Double: Pts/Rebs: Au'Diese Toney (18 & 11) vs Mercer (11/09/21)

Double-Double: Pts/Assists: Jalen Tate (15 & 10) vs Georgia (01/09/21)

Two Players with Double-Double in Same Game: vs Oral Roberts (12/20/20)

Justin Smith (22 pts, 17 rebs) and Desi Sills (16 pts, 10 rebs)

Three Players with Double-Double in Same Game: vs Alabama (01/16/10) – Marshawn Powell

18 pts, 10 rebs), Mike Washington (17 pts, 13 rebs) and Courtney Fortson (12 pts, 10 assists)

Had 5-Plus Assists in 5-Plus Consecutive Games: (6) by Jalen Harris

11, 6, 10, 12, 7, 10 (11/21/81 thru 12/15/18)

Had 10 or More Assists in Back-to-Back Games: Jalen Harris

10 vs. FIU (12/01/18) and 12 at Colorado State (12/05/18)

Three-Plus Players with 5-Plus Assists in a Game: vs. Montana State (11/21/18)

Jalen Harris (11), Isaiah Joe (5) and Desi Sills (5)

Had 5 or More Steals in Back-to-Back Games: Ronnie Brewer

5 vs. Western Illinois (01/01/06) and 5 vs. Mississippi State (01/07/06)

## LAST TIME AN OPPONENT PLAYER...

### • SCORING •

Scored 30 Points: 30 Saben Lee vs Vanderbilt (03/11/20)

Scored 40 Points: 45 Jodie Meeks vs. Kentucky (02/14/09)

Scored 50 Points: 56 Oscar Robertson vs. Cincinnati (03/15/58) (most on record)

### • FIELD GOALS MADE •

Made 15 Field Goals: 17 (17-24) Jodie Meeks vs. Kentucky (02/14/09)

Made 20 Field Goals: 21 Oscar Robertson vs. Cincinnati (03/15/58) (most on record)

### • FIELD GOALS ATTEMPTED •

Attempted 20 Field Goals: 22 (11-22) Braden Shackelford at Alabama (02/01/20)

Attempted 25 Field Goals: 28 (11-28) Devan Downey vs. South Carolina (02/17/10)

### • FIELD GOAL PERCENTAGE •

Shot 100% FG (Min. 7 att): Adam Wing (8-8) vs. Evansville (12/08/15)

### • 3-POINTERS MADE •

Made 7 3-pointers: 7 (7-15) Tyler Hall vs. Montana State (11/21/18)

Made 10 3-pointers: 10 (10-19) Lance Weems at Auburn (01/06/96)

### • 3-POINTERS ATTEMPTED •

Attempted 15 3-pointers: 15 (7-15) Tyler Hall vs. Montana State (11/21/18)

Attempted 20 3-pointers: 22 (5-22) Jeff Fryer vs. Loyola Marymount (03/16/89)

### • FREE THROWS MADE •

Made 10 Free Throws: 12 (12-15) Xavier Pinson (01/02/21)

Made 15 Free Throws: 15 (15-17) Keyontae Johnson at Florida (02/18/20)

### • FREE THROWS ATTEMPTED •

Attempted 15 Free Throws: 15 (12-15) Xavier Pinson (01/02/21)

Attempted 20 Free Throws: 24 (18-24) Frank Williams vs. Illinois (12/08/01)

### • FREE THROW PERCENTAGE •

Shot 100% FT (min 10 att): 14-14 Grant Williams at Tennessee (01/15/19)

### • REBOUNDS •

Grabbed 15-19 Rebounds: 18 Kevin Samuel vs TCU (01/25/20)

Grabbed 20 Rebounds: 20 Antonio McDyess vs. Alabama (03/11/95)

• Grabbed 10 Offensive Rebounds: 11 Tyler Davis at Texas A&M (01/30/18)

• Grabbed 10 Defensive Rebounds: 12 Max Martz vs Penn (11/28/21)

### • ASSISTS •

Had 10 Assists: 11 Tremont Waters vs. LSU (01/12/19)

Had 13 Assists: 13 Chuck Evans at Mississippi State (01/27/93) (on record)

### • STEALS •

Had 5 Steals: 6 Alpha Diallo at Providence (03/19/19)

Had 8 Steals: 8 Terry Conerway vs. Texas State (12/21/02)

### • BLOCKED SHOTS •

Had 6-9 Blocks: 7 Stefan Moody at Ole Miss (02/13/16)

Had 10 Plus Blocks: 10 P.J. Roberson vs. Grambling State (11/26/11)



### • TURNOVERS •

**Committed 5-9 Turnovers: 7 Camren Hunter vs Central Arkansas (12/01/21)**

Committed 10 Plus Turnovers: 12 Devin Gibson vs. UTSA (12/12/07)

## LAST TIME ARKANSAS HIGHS...

### • SCORING •

Scored 100-119 Points: 101 at South Carolina (103/02/21)

Scored 120-Plus Points: 142 vs. Mississippi Valley State (11/25/20)

Scored 50 Points in 1st Half: 61 vs Miss Valley State (11/25/20)

**Scored 50 Points in 2nd Half: 56 vs Central Arkansas (12/01/21)**

Scored 60 or More Points in a Half: 61 (1st) vs. Miss Valley State (11/25/20)

Scored 70 or More Points in a Half: 71 (1st) vs. Alcorn (11/13/09)

Scored 80 or More Points in a Half: 81 (2nd) vs. Miss Valley State (11/25/20)

Most Points in a Half: 88 (2nd) vs. U.S. International (12/09/89)

### • FIELD GOALS MADE •

**Made 40 Field Goals: 40 (40-73) vs Central Arkansas (12/01/21)**

Made 50 Field Goals: 57 (57-99) vs. Troy (12/10/96)

**RECORD: 68 (68-101) vs. U.S. International (12/09/89)**

### • FIELD GOALS ATTEMPTED •

Attempted 80 Field Goals: 86 (48-86) vs Miss Valley State (11/25/20)

Attempted 90 Field Goals: 99 (57-99) vs. Troy (12/10/96)

Attempted 100 Field Goals: 101 (68-101) vs. US International (12/09/89)

**RECORD: 101 (68-101) vs. U.S. International (12/09/89)**

### • FIELD GOAL PERCENTAGE •

Shot 60% FG: 60.9 (42-69) vs. FIU (12/01/18)

Shot 70% or Better FG: 72.7 (32-44) vs. Alabama State (12/21/83)

**RECORD: 79.4 (27-34) vs. Texas Tech (1979)**

### • 3-POINTERS MADE •

Made 15 3-pointers: 15 (15-33) at South Carolina (03/02/21)

Made 20 3-pointers: 20 (20-40) vs Miss Valley State (11/25/20)

**RECORD: 21 (21-37) vs. Troy (12/10/96)**

### • 3-POINTERS ATTEMPTED •

Attempted 30 3-pointers: 33 (15-33) at South Carolina (02/03/21)

Attempted 40 3-pointers: 40 (20-40) vs Miss Valley State (11/25/20)

**RECORD: 54 (19-54) vs. North Texas (12/30/98)**

### • 3-POINT PERCENTAGE •

Shot 50% 3PT FG (min. 15 att): 57.1 (12-21) vs Georgia (01/09/21)

Shot 60% or Better 3PT FG (min. 15 att): 61.1 (11-18) at Vanderbilt (03/06/19)

**RECORD (min. 15 att): 66.7 (16-24) vs. Mississippi State (01/09/16)**

### • FREE THROWS MADE •

Made 20 Free Throws: 27 (27-43) vs Alabama (02/24/21)

Made 30 Free Throws: 36 (36-54) vs LSU (03/04/20)

Made 40 Free Throws: 41 (41-49) at Kentucky (01/25/92)

**RECORD: 48 (48-53) vs. Ole Miss (01/17/04)**

### • FREE THROW ATTEMPTS •

Attempted 40 Free Throws: 43 (27-43) vs Alabama (02/24/21)

Attempted 50 Free Throws: 54 (36-54) vs LSU (03/04/20)

Attempted 60 Free Throws: 65 vs. TCU (1955)

**RECORD: 65 vs. TCU (1955)**

### • FREE THROW PERCENTAGE •

Shot 80% FT (min. 10 att): 87.0 (20-23) at Missouri (02/13/21)

Shot 90% or Better FT (min. 10 att): 92.3 (12-13) at South Carolina (03/02/21)

**RECORD (min 10 att): 100 3x - Best 16-16 at Kentucky (02/27/14)**

### • REBOUNDS •

**Grabbed 40 Rebounds: 47 vs Central Arkansas (12/01/21)**

Grabbed 50 Rebounds: 54 vs Lipscomb (12/05/20)

Grabbed 55-Plus Rebounds: 58 vs Oral Roberts (12/20/20)

**RECORD: 77 vs. Jackson State (01/22/02)**

### • ASSISTS •

Had 25 Assists: 26 vs Central Arkansas (12/12/20)

Had 30 Assists: 32 vs. Jackson State (11/22/96)

Had 40 Assists: 40 vs. Troy (12/10/96)

**RECORD: 47 vs. U.S. International (12/09/89)**

### • STEALS •

**Had 15 Steals: 16 vs Central Arkansas (12/01/21)**

Had 20 Steals: 24 vs. Maryland-Eastern Shore (01/02/01)

Had 25 Steals: 26 vs. Louisiana-Monroe (11/25/00)

**RECORD: 26 vs. Louisiana-Monroe (11/25/00)**

### • BLOCKED SHOTS •

Had 10 Blocks: 11 vs Alabama (02/24/21)

Had 13 Blocks: 14 vs. Georgia (01/29/19)

Had 15 Blocks: 15 vs. South Alabama (12/30/91)

**RECORD: 18 vs. Missouri (12/05/95)**

### • MOST TURNOVERS •

Had 25 Turnovers: 25 at South Carolina (02/21/09)

Had 30 Turnovers: 32 vs. Providence (11/16/07)

**RECORD: 32 vs. Providence (11/16/07)**

### • FOULS •

Committed 25 Fouls: 28 vs Missouri (01/02/21)

Committed 30 Fouls: 32 at Missouri (02/08/20)

**RECORD: 38 vs. Missouri (12/04/61)**

## LAST TIME ARKANSAS LOWS...

### • SCORING •

Held to 40-45 Points: 43 at Florida (01/22/11)

Held to 46-49 Points: 46 at Mississippi State (02/09/16)

Held to 50-55 Points: 50 vs. Florida (03/14/19)

Held to 56-59 Points: 59 at Alabama (01/16/21)

Held to 19 Points or Less in a Half: 19 (1st half) at Alabama (01/16/21)

### • FIELD GOALS •

Held to Below 20 Field Goals Made: 15 (15-49) at Tennessee (02/11/20)

### • FIELD GOAL PERCENTAGE •

Held to 20-29% FG: 26.8 (19-71) vs Missouri (01/02/21)

Held to 30-35% FG: .333 (19-57) vs Kentucky (01/18/20)

### • 3-POINTERS •

Did not Make a 3-pointer: 0 (0-2) at Texas (01/07/89)

Held to 1-2 3-PT FG Made: 1 (1-9) vs Oral Roberts (03/27/21)

Attempted Single-Digit 3-pointers: 9 (6-9) vs TCU (01/25/20)

### • 3-POINT PERCENTAGE •

Shot 10% or Worse 3PT FG: 10.0 (1-10) at Mississippi State (02/09/16)

**Shot 11-19% 3PT FG: 17.6 (3-17) vs Penn (11/28/21)**

### • FREE THROWS •

Made Single Digit Free Throws: 4 (4-7) at Oklahoma State (01/30/21)

Attempted Single Digit Free Throws: 7 (4-7) at Oklahoma State (01/30/21)

### • FREE THROW PERCENTAGE •

Shot 40-49% FT: 47.1 (8-17) vs Southern (12/09/20)

Shot Below 40% FT: 26.7 (4-15) at Texas A&M (01/09/13)

### • REBOUNDING •

Had 19 or Fewer Rebounds: 19 at Missouri (03/05/13)

Had 20-25 Rebounds: 25 at Texas A&M (03/07/20)

### • ASSISTS •

Held to 6 Assists or less: 6 at Tennessee (02/11/20)

### • STEALS •

Had 0 Steals: vs Texas Tech (03/21/21) **(only time on record)**

Had 1 Steal: 1 vs Florida (03/09/18)

Had 2-4 Steals: 2 at Tennessee (01/06/21)

### • BLOCKED SHOTS •

Had No Blocked Shots: 0 vs Missouri (1/23/19)

### • FEWEST TURNOVERS •

Had 1-4 Turnovers: 4 vs Georgia (01/29/19)

Had 5-9 Turnovers: 6 at Kentucky (02/09/21)

### • FOULS •

**Had Single Digit Fouls: 6 vs Mercer (11/09/21)**

## ARKANSAS MISCELLANEOUS...

|                       |                      |                 |
|-----------------------|----------------------|-----------------|
| Played in an OT game: | 02/13/21 at Missouri | W, 86-81 (OT)   |
| Played in a 2OT game: | 01/23/18 at Georgia  | W, 80-77 (2 OT) |
| Played in a 3OT game: | 02/09/80 vs. Houston | L, 90-84 (3 OT) |

LAST TIME AN OPPONENT HIGHS...

|  |
|--|
| • SCORING •  |
| Scored 100 Points: 106 at Tennessee (01/15/19)<br>Scored 110 Points: 117 at Ole Miss (12/10/73)<br>Scored 50 Points in 1st Half: 55 at Tennessee (01/15/19)<br>Scored 50 Points in 2nd Half: 56 vs LSU (03/04/20)<br>Scored 60 or More Points in a Half: 60 (1st half) vs. Alabama (0228/96) |
| • FIELD GOALS MADE •   |
| Made 30 Field Goals: 30 (30-62) vs Baylor (03/29/21)<br>Made 40 Field Goals: 40 (40-68) by Texas (01/05/10)<br>Made 45 Field Goals: 45 (45-80) vs. Pittsburgh (12/29/86)   |
| • FIELD GOALS ATTEMPTED •  |
| Attempted 70 Field Goals: 72 (27-72) at South Carolina (03/02/20)<br>Attempted 80 Field Goals: 83 (31-83) by FIU (12/01/018)   |
| • FIELD GOAL PERCENTAGE •  |
| Shot 60% FG: 61.1 (15-23) vs. Auburn (02/17/16)<br>Shot 65% FG: 67.7 (4-65) vs. North Carolina (03/23/08)<br>Shot 69% FG: 69.8 (37-53) at Auburn (01/14/95)  |
| • 3-POINTERS MADE •  |
| Made 15 3-pointers: 15 (15-36) at Alabama (01/16/21)<br>Made 17 3-pointers: 17 (17-37) vs UNI (11/17/21) - TIES RECORD BY OPP (3x)   |
| • 3-POINTERS ATTEMPTED •   |
| Attempted 25 3-pointers: 28 (9-28) vs LSU (02/27/21)<br>Attempted 30 3-pointers: 31 (13-31) vs Gardner-Webb (11/13/21)<br>Attempted 35 3-pointers: 37 (17-7) vs UNI (11/17/21)   |
| • 3-POINT PERCENTAGE •   |
| Shot 50% 3PT FG (min 15 att): 53.8 (14-26) at Kentucky (02/09/21)<br>Shot 60% or Better 3PT FG (min 15 att): 62.7 (10-15) at South Carolina (02/09/19)   |
| • FREE THROWS •  |
| Made 20 Free Throws: 20 (20-26) at Tennessee (01/06/21)<br>Made 30 Free Throws: 34 (34-44) at Missouri (02/08/19)<br>Made 40 Free Throws: 40 (40-50) vs. UMass (11/25/94)  |
| • FREE THROW ATTEMPTS •  |
| Attempted 35 Free Throws: 39 (26-39) vs Missouri (01/02/21)<br>Attempted 40 Free Throws: 44 (34-44) at Missouri (02/08/18)<br>Attempted 50 Free Throws: 50 (39-50) vs. South Carolina (03/11/04)   |
| • FREE THROW PERCENTAGE •  |
| Shot 80% FT (min. 10 att): .840 (21-25) at Florida (02/18/20)<br>Shot 90% or Better FT (min. 10 att): .962 (25-26) at Ole Miss (01/11/20)<br>Shot 100% (min. 10 att): 1.000 (14-14) vs Florida (02/16/21)  |
| • REBOUNDING •   |
| Grabbed 45 Rebounds: 48 at LSU (01/13/21)<br>Grabbed 50 Rebounds: 51 vs Missouri (01/02/21)<br>Grabbed 55-Plus Rebounds: 56 vs. Georgia (01/29/19)<br>• Grabbed 20 Offensive Rebounds: 23 at LSU (01/08/20)  |
| • ASSISTS •  |
| Had 25 Assists: 25 vs. Louisville (11/17/09)<br>Had 30 Assists: 30 at UAB (01/27/90)   |
| • STEALS •   |
| Had 15 Steals: 15 at LSU (02/24/10)<br>Had 18 Steals: 18 vs. Alcorn State (12/02/95)   |
| • BLOCKED SHOTS •  |
| Had 10 Blocks: 10 at Tennessee (01/22/14)<br>Had 13 Blocks: 13 at Mississippi State (01/14/10)   |
| • MOST TURNOVERS •   |
| Had 20 Turnovers: 22 vs Colgate (03/19/21)<br>Had 25 Turnovers: 25 vs Central Arkansas (12/01/21)<br>Had 30 Turnovers: 30 vs. Louisiana-Monroe (12/31/04)  |
| • FOULS •  |
| Committed 30-plus Fouls: 32 vs Alabama (02/24/21)<br>RECORD: 36 vs. Centenary (12/04/82)   |

LAST TIME AN OPPONENT LOWS

|   |
|---|
| • SCORING •   |
| Held to 30-39 Points: 33 vs. Vanderbilt (01/12/13)<br>Held to 40-45 Points: 45 vs Mississippi State (02/02/21)<br>Held to 46-49 Points: 46 vs Montana (11/16/19)<br>Held to 50-55 Points: 50 vs Lipscomb (12/05/20)<br>Held to 56-59 Points: 55 vs Vanderbilt (01/15/20)<br>Held to 19 Points or Less in a Half: 18 vs Montana (11/16/19) |
| • FIELD GOAL PERCENTAGE •   |
| Held to 21% or Worse FG: .2097 (13-62) vs. Jackson State (11/22/02)<br>Held to 20-29% FG: .286 (18-63) vs Southern (12/09/19)<br>Held to 30-35% FG: .306 (15-49) vs Mississippi State (02/02/21)  |
| • 3-POINTERS •  |
| Did not Make a 3-pointer: 0 (0-10) by Mississippi State (02/07/15)<br>Held to 1 3-PT FG Made: 1 (1-13) vs Southern (12/09/20)<br>Held to 2-4 3-PT FG Made: 4 (4-17) vs Tennessee (02/26/20)<br>Held to 5-7 3-PT FG Made: 5 (5-19) vs Mississippi State (02/02/21)   |
| • 3-POINT PERCENTAGE •  |
| Shot 10% or Worse 3PT FG: 6.3 (1-16) vs Ole Miss (01/27/21)<br>Shot 11-16% 3PT FG: 15.4 (2-13) vs North Texas (11/28/20)<br>Shot 17-19% 3PT FG: 19.0 (4-21) vs Florida (02/16/21)   |
| • FREE THROWS •   |
| Made 1-5 Free Throws: 3 (3-8) vs Alabama (02/24/21)<br>Made 6-9 Free Throws: 8 (8-10) vs Texas A&M (03/06/21)   |
| • FREE THROW ATTEMPTS •   |
| Attempted Single Digit Free Throws: 8 (3-8) vs Alabama (02/24/21)   |
| • FREE THROW PERCENTAGE •   |
| Shot 40-49% FT: 37.5 (3-8) vs Alabama (02/24/21)<br>Shot Below 40% FT: 38.1 (8-21) vs. Texas State (12/22/18)   |
| • REBOUNDING •  |
| Had 19 or Fewer Rebounds: 19 vs. Missouri-Kansas City (12/02/06)<br>Had 20-25 Rebounds: 22 vs Mercer (11/09/21)   |
| • ASSISTS •   |
| Held 5 Assists or Fewer: 5 vs Southern (12/09/20)   |
| • STEALS •  |
| Had No Steals: 0 vs Vanderbilt (01/15/20)<br>Had 1 Steal: 1 vs Cincinnati (11/23/21)<br>Had 2-4 Steals: 3 vs Texas Tech (03/21/21)  |
| • BLOCKED SHOTS •   |
| Had No Blocked Shots: 0 (3x in 2020-21) vs Lipscomb / Southern / Georgia  |
| • FEWEST TURNOVERS •  |
| Had 0-5 Turnovers: 5 at Tennessee (01/06/21)<br>Had 6-9 Turnovers: 9 vs Texas Tech (03/21/21)   |
| • FOULS •   |
| Had Single Digit Fouls: 8 at Michigan (12/08/12)<br>Committed 10-14 Fouls: 14 vs UNI (11/17/21)   |

|  |  |  |           |                        |           |           |           |           |  |
|--|--|--|-----------|------------------------|-----------|-----------|-----------|-----------|--|
| <b>GAME 1</b>  |  |  | <b>64</b> | Mercer                 | 36        | 25        | 64        | <b>74</b> |  |
|  |  |  |           | <b>#15/16 ARKANSAS</b> | <b>28</b> | <b>46</b> | <b>74</b> |           |  |
| Nov. 9, 2021 • Fayetteville, Ark. • Bud Walton Arena                             |  |  |           |                        |           |           |           |           |  |

#### Mercer 61 • 0-1

| #               | Player            | Total  |        | 3-Ptr     |        | Rebounds |       |     | PF    | TP    | A TO     |    | Blk | Stl | Min |
|-----------------|-------------------|--------|--------|-----------|--------|----------|-------|-----|-------|-------|----------|----|-----|-----|-----|
|                 |                   | FG-FGA | FG-FGA | FT-FTA    | FT-FTA | Off      | Def   | Tot |       |       |          |    |     |     |     |
| 22              | Felipe Haase      | f      | 4-7    | 2-4       | 0-0    | 1        | 2     | 3   | 4     | 10    | 3        | 2  | 0   | 1   | 38  |
| 23              | James Glisson III | f      | 4-5    | 4-5       | 0-0    | 1        | 3     | 4   | 1     | 12    | 2        | 3  | 2   | 2   | 31  |
| 02              | Neftali Alvarez   | g      | 4-13   | 0-6       | 0-3    | 0        | 3     | 3   | 4     | 8     | 6        | 3  | 0   | 1   | 32  |
| 20              | Jalen Johnson     | g      | 3-8    | 3-6       | 0-0    | 0        | 2     | 2   | 2     | 9     | 3        | 4  | 0   | 2   | 24  |
| 25              | Shawn Walker Jr.  | g      | 3-9    | 2-6       | 2-3    | 0        | 4     | 4   | 2     | 10    | 2        | 3  | 0   | 0   | 36  |
| 01              | Kamar Robertson   | g      | 5-7    | 2-4       | 0-0    | 0        | 1     | 1   | 3     | 12    | 0        | 1  | 0   | 0   | 24  |
| 03              | Shannon Grant     | g      | 0-1    | 0-0       | 0-0    | 0        | 0     | 0   | 0     | 0     | 1        | 0  | 0   | 0   | 3   |
| 11              | Jovan Tucker      | g      | 0-1    | 0-0       | 0-0    | 1        | 1     | 2   | 0     | 0     | 1        | 0  | 0   | 1   | 12  |
| Team            |                   |        |        |           |        | 1        | 2     | 3   |       |       |          |    |     |     |     |
| Totals          |                   |        | 23-51  | 13-31     | 2-6    | 4        | 18    | 22  | 16    | 61    | 17       | 18 | 2   | 7   | 200 |
| FG % 1st Half:  |                   | 13-27  | 48.1%  | 2nd half: | 10-24  | 41.7%    | Game: |     | 23-51 | 45.1% | Deadball |    |     |     |     |
| 3FG % 1st Half: |                   | 8-17   | 47.1%  | 2nd half: | 5-14   | 35.7%    | Game: |     | 13-31 | 41.9% | Rebounds |    |     |     |     |
| FT % 1st Half:  |                   | 2-5    | 40.0%  | 2nd half: | 0-1    | 0.0%     | Game: |     | 2-6   | 33.3% | 2.1      |    |     |     |     |

#### Arkansas 74 • 1-0

| #               | Player          | Total  |        | 3-Ptr     |        | Rebounds |       |     | PF    | TP    | A TO     |    | Blk | Stl | Min |
|-----------------|-----------------|--------|--------|-----------|--------|----------|-------|-----|-------|-------|----------|----|-----|-----|-----|
|                 |                 | FG-FGA | FG-FGA | FT-FTA    | FT-FTA | Off      | Def   | Tot |       |       |          |    |     |     |     |
| 00              | Stanley Umude   | g      | 3-7    | 0-1       | 0-0    | 1        | 2     | 3   | 0     | 6     | 1        | 1  | 0   | 0   | 17  |
| 01              | JD Notae        | g      | 11-26  | 5-14      | 3-4    | 0        | 2     | 2   | 1     | 30    | 2        | 2  | 0   | 7   | 39  |
| 02              | Khalen Robinson | g      | 0-2    | 0-2       | 0-0    | 0        | 2     | 2   | 1     | 0     | 0        | 0  | 0   | 0   | 9   |
| 04              | Davonte Davis   | g      | 0-0    | 0-0       | 0-0    | 0        | 4     | 4   | 1     | 0     | 1        | 5  | 0   | 3   | 34  |
| 05              | Au'Diese Toney  | g      | 7-9    | 0-1       | 4-6    | 5        | 6     | 11  | 0     | 18    | 2        | 1  | 0   | 1   | 37  |
| 03              | Trey Wade       | g      | 0-0    | 0-0       | 0-0    | 0        | 0     | 0   | 0     | 0     | 0        | 0  | 0   | 0   | 7   |
| 10              | Jaylin Williams | g      | 1-4    | 0-2       | 2-4    | 3        | 5     | 8   | 2     | 4     | 5        | 4  | 2   | 1   | 30  |
| 11              | Chris Lykes     | g      | 4-7    | 1-1       | 7-8    | 0        | 2     | 2   | 1     | 16    | 1        | 1  | 0   | 0   | 26  |
| 20              | Kamani Johnson  | g      | 0-0    | 0-0       | 0-0    | 1        | 0     | 1   | 0     | 0     | 1        | 1  | 0   | 0   | 1   |
| Team            |                 |        |        |           |        | 1        | 1     | 2   |       |       |          |    |     |     |     |
| Totals          |                 |        | 26-55  | 6-21      | 16-22  | 11       | 24    | 35  | 6     | 74    | 13       | 15 | 2   | 12  | 200 |
| FG % 1st Half:  |                 | 10-26  | 38.5%  | 2nd half: | 16-29  | 55.2%    | Game: |     | 26-55 | 47.3% | Deadball |    |     |     |     |
| 3FG % 1st Half: |                 | 3-12   | 25.0%  | 2nd half: | 3-9    | 33.3%    | Game: |     | 6-21  | 28.6% | Rebounds |    |     |     |     |
| FT % 1st Half:  |                 | 5-9    | 55.6%  | 2nd half: | 11-13  | 84.6%    | Game: |     | 16-22 | 72.7% | 5.2      |    |     |     |     |

Officials: Michael Swoboda, Todd Austin, Mike Nance

Technical fouls: Mercer-None. Arkansas-None.

Attendance: 19200

| Score by periods | 1st | 2nd | Total |
|------------------|-----|-----|-------|
| Mercer           | 36  | 25  | 61    |
| Arkansas         | 28  | 46  | 74    |

Last FG - MERCER 2nd-00:11, ARK 2nd-01:43.

Largest lead - MERCER by 10 1st-02:57, ARK by 15 2nd-00:19.

MERCER led for 13:26, ARK led for 24:21. Game was tied for 02:13.

|        | In    | Off | 2nd    | Fast  | Bench |
|--------|-------|-----|--------|-------|-------|
| Points | Paint | T/O | Chance | Break |       |
| MERCER | 8     | 10  | 3      | 0     | 12    |
| ARK    | 36    | 21  | 13     | 14    | 20    |

Score tied - 4 times.

Lead changed - 10 times.

|   |  |   |                        |               |    |    |    |           |   |
|---|--|---|------------------------|---------------|----|----|----|-----------|---|
| <b>GAME 3</b>   |  |  | <b>80</b>              | Northern Iowa | 38 | 42 | 80 | <b>93</b> |  |
|  |  |   | <b>#15/16 ARKANSAS</b> |               | 40 | 53 | 93 |           |   |
| Nov. 17, 2021 • Fayetteville, Ark. • Bud Walton Arena                               |  |   |                        |               |    |    |    |           |   |

#### Northern Iowa 80 • 1-3

| #               | Player          | Total  |        | 3-Ptr     |        | Rebounds |       |     | PF    | TP    | A TO     |    | Blk | Stl | Min |
|-----------------|-----------------|--------|--------|-----------|--------|----------|-------|-----|-------|-------|----------|----|-----|-----|-----|
|                 |                 | FG-FGA | FG-FGA | FT-FTA    | FT-FTA | Off      | Def   | Tot |       |       |          |    |     |     |     |
| 50              | Austin Phylfe   | f      | 0-3    | 0-1       | 0-0    | 0        | 3     | 3   | 0     | 0     | 2        | 2  | 1   | 0   | 18  |
| 00              | Nate Heise      | g      | 5-8    | 2-4       | 4-6    | 0        | 6     | 6   | 1     | 16    | 3        | 0  | 1   | 1   | 33  |
| 03              | Tywhon Pickford | g      | 2-4    | 1-1       | 0-2    | 2        | 3     | 5   | 3     | 5     | 4        | 2  | 0   | 0   | 22  |
| 04              | AJ Green        | g      | 6-21   | 4-13      | 0-0    | 0        | 4     | 4   | 1     | 16    | 1        | 2  | 0   | 0   | 37  |
| 11              | Trae Berhow     | g      | 7-13   | 7-11      | 2-2    | 0        | 6     | 6   | 5     | 23    | 1        | 0  | 0   | 2   | 40  |
| 01              | Cole Henry      | g      | 2-4    | 0-0       | 0-0    | 2        | 3     | 5   | 0     | 4     | 4        | 2  | 0   | 0   | 12  |
| 13              | Bowen Born      | g      | 2-4    | 1-3       | 1-1    | 0        | 1     | 1   | 3     | 6     | 1        | 2  | 0   | 0   | 18  |
| 22              | Antwan Kimmons  | g      | 1-4    | 0-0       | 0-0    | 0        | 0     | 0   | 1     | 2     | 0        | 1  | 0   | 0   | 10  |
| 23              | Derek Krogmann  | g      | 0-0    | 0-0       | 0-0    | 0        | 0     | 0   | 0     | 0     | 0        | 0  | 0   | 0   | 0+  |
| 32              | Tytan Anderson  | g      | 0-0    | 0-0       | 0-0    | 0        | 0     | 0   | 0     | 0     | 0        | 0  | 0   | 0   | 0+  |
| 33              | Drew Daniel     | g      | 0-0    | 0-0       | 0-0    | 0        | 0     | 0   | 0     | 0     | 0        | 0  | 0   | 0   | 0+  |
| 34              | James Betz      | g      | 0-1    | 0-1       | 0-0    | 0        | 0     | 0   | 0     | 0     | 0        | 0  | 0   | 0   | 0+  |
| 35              | Noah Carter     | g      | 2-5    | 2-3       | 2-2    | 2        | 1     | 3   | 0     | 8     | 1        | 1  | 0   | 0   | 10  |
| Team            |                 |        |        |           |        | 3        | 2     | 5   |       |       |          |    |     |     |     |
| Totals          |                 |        | 27-67  | 17-37     | 9-13   | 9        | 29    | 38  | 14    | 80    | 17       | 12 | 2   | 3   | 200 |
| FG % 1st Half:  |                 | 13-32  | 40.6%  | 2nd half: | 14-35  | 40.0%    | Game: |     | 27-67 | 40.3% | Deadball |    |     |     |     |
| 3FG % 1st Half: |                 | 9-17   | 52.9%  | 2nd half: | 8-20   | 40.0%    | Game: |     | 17-37 | 45.9% | Rebounds |    |     |     |     |
| FT % 1st Half:  |                 | 3-6    | 50.0%  | 2nd half: | 6-7    | 85.7%    | Game: |     | 9-13  | 69.2% | 2        |    |     |     |     |

#### Arkansas 93 • 3-0

| #               | Player          | Total  |        | 3-Ptr     |        | Rebounds |       |     | PF    | TP    | A TO     |   | Blk | Stl | Min |
|-----------------|-----------------|--------|--------|-----------|--------|----------|-------|-----|-------|-------|----------|---|-----|-----|-----|
|                 |                 | FG-FGA | FG-FGA | FT-FTA    | FT-FTA | Off      | Def   | Tot |       |       |          |   |     |     |     |
| 10              | Jaylin Williams | f      | 5-8    | 1-1       | 0-2    | 3        | 3     | 6   | 2     | 11    | 7        | 0 | 3   | 1   | 23  |
| 23              | Connor Vanover  | f      | 1-4    | 0-2       | 0-0    | 0        | 1     | 1   | 0     | 2     | 0        | 0 | 1   | 0   | 5   |
| 01              | JD Notae        | g      | 7-14   | 1-7       | 2-2    | 1        | 7     | 8   | 1     | 17    | 9        | 1 | 0   | 2   | 39  |
| 04              | Davonte Davis   | g      | 4-8    | 2-4       | 0-0    | 1        | 3     | 4   | 3     | 10    | 1        | 0 | 0   | 1   | 23  |
| 05              | Au'Diese Toney  | g      | 4-6    | 1-1       | 4-4    | 0        | 6     | 6   | 2     | 13    | 0        | 0 | 1   | 1   | 38  |
| 00              | Stanley Umude   | g      | 4-10   | 1-2       | 1-2    | 1        | 8     | 9   | 2     | 10    | 1        | 1 | 1   | 1   | 29  |
| 03              | Trey Wade       | g      | 2-3    | 0-0       | 0-0    | 0        | 0     | 0   | 4     | 4     | 1        | 1 | 0   | 0   | 12  |
| 11              | Chris Lykes     | g      | 8-16   | 4-7       | 6-7    | 0        | 1     | 1   | 0     | 26    | 2        | 2 | 0   | 1   | 31  |
| Team            |                 |        |        |           |        | 1        | 3     | 4   |       |       |          |   |     |     |     |
| Totals          |                 |        | 35-69  | 10-24     | 13-17  | 7        | 32    | 39  | 14    | 93    | 21       | 5 | 6   | 7   | 200 |
| FG % 1st Half:  |                 | 17-38  | 44.7%  | 2nd half: | 18-31  | 58.1%    | Game: |     | 35-69 | 50.7% | Deadball |   |     |     |     |
| 3FG % 1st Half: |                 | 6-16   | 37.5%  | 2nd half: | 4-8    | 50.0%    | Game: |     | 10-24 | 41.7% | Rebounds |   |     |     |     |
| FT % 1st Half:  |                 | 0-3    | 0.0%   | 2nd half: | 13-14  | 92.9%    | Game: |     | 13-17 | 76.5% | 2.1      |   |     |     |     |

Officials: Wil Howard, Rob Rorke, Terry Wymmer

Technical fouls: Northern Iowa-None. Arkansas-None.

Attendance: 19200

| Score by periods | 1st | 2nd | Total |
|------------------|-----|-----|-------|
| Northern Iowa    | 38  | 42  | 80    |
| Arkansas         | 40  | 53  | 93    |

Last FG - UNI 2nd-03:13, ARK 2nd-01:27.

Largest lead - UNI by 6 1st-05:49, ARK by 13 2nd-00:18.

UNI led for 11:06, ARK led for 23:08. Game was tied for 05:43.

|        | In    | Off | 2nd    | Fast  | Bench |
|--------|-------|-----|--------|-------|-------|
| Points | Paint | T/O | Chance | Break |       |
| UNI    | 16    | 8   | 16     | 12    | 20    |
| ARK    | 42    | 22  | 11     | 20    | 40    |

Score tied - 10 times.

Lead changed - 18 times.

|  |  |   |           |                        |    |    |    |           |  |
|--|--|---|-----------|------------------------|----|----|----|-----------|--|
| <b>GAME 2</b>  |  |  | <b>69</b> | Gardner-Webb           | 26 | 43 | 69 | <b>86</b> |  |
|  |  |   |           | <b>#15/16 ARKANSAS</b> | 42 | 44 | 86 |           |  |
| Nov. 13, 2021 • Fayetteville, Ark. • Bud Walton Arena                            |  |   |           |                        |    |    |    |           |  |

#### Gardner-Webb 69 • 0-2

| #                    | Player             |   | Total  |                 | 3-Ptr  |             | Rebounds |       |                       | PF | TP | A  | TO | Blk | Stl | Min |
|----------------------|--------------------|---|--------|-----------------|--------|-------------|----------|-------|-----------------------|----|----|----|----|-----|-----|-----|
|                      |                    |   | FG-FGA | FG-FGA          | FT-FTA | Off         | Def      | Tot   |                       |    |    |    |    |     |     |     |
| 14                   | Kareem Reid        | F | 7-10   | 0-0             | 2-3    | 0           | 5        | 5     | 2                     | 16 | 1  | 2  | 1  | 0   | 24  |     |
| 00                   | Lance Terry        | B | 6-11   | 4-9             | 0-0    | 0           | 1        | 1     | 2                     | 16 | 2  | 0  | 0  | 0   | 27  |     |
| 02                   | Jordan Sears       |   | 2-7    | 1-6             | 1-2    | 1           | 4        | 5     | 4                     | 6  | 3  | 3  | 0  | 0   | 32  |     |
| 04                   | D'Maurian Williams |   | 2-9    | 2-5             | 0-0    | 0           | 3        | 3     | 1                     | 6  | 1  | 5  | 0  | 0   | 33  |     |
| 15                   | Zion Williams      | B | 0-3    | 0-1             | 0-0    | 1           | 2        | 3     | 3                     | 0  | 2  | 2  | 0  | 1   | 18  |     |
| 01                   | Julien Soumaoro    |   | 5-7    | 5-7             | 5-5    | 0           | 2        | 2     | 1                     | 20 | 3  | 2  | 0  | 1   | 23  |     |
| 11                   | Leon Williams      |   | 0-0    | 0-0             | 0-0    | 0           | 0        | 0     | 1                     | 0  | 0  | 0  | 0  | 0   | 1   |     |
| 23                   | Ademide Badmus     |   | 1-1    | 0-0             | 0-0    | 1           | 1        | 2     | 1                     | 2  | 2  | 0  | 0  | 1   | 16  |     |
| 23                   | Anthony Selden     |   | 1-5    | 1-3             | 0-1    | 0           | 4        | 4     | 3                     | 3  | 3  | 1  | 1  | 1   | 26  |     |
| Team                 |                    |   |        |                 |        | 2           | 2        | 4     |                       |    |    |    |    |     |     |     |
| Totals               |                    |   | 24-53  | 13-31           | 8-11   | 5           | 24       | 29    | 18                    | 69 | 17 | 15 | 2  | 4   | 200 |     |
| FG % 1st Half: 10-28 |                    |   | 35.7%  | 2nd half: 14-25 | 56.0%  | Game: 24-53 |          | 45.3% | Deadball Rebounds 0.1 |    |    |    |    |     |     |     |
| 3FG % 1st Half: 3-13 |                    |   | 23.1%  | 2nd half: 10-18 | 55.6%  | Game: 13-31 |          | 41.9% |                       |    |    |    |    |     |     |     |
| FT % 1st Half: 3-4   |                    |   | 75.0%  | 2nd half: 5-7   | 71.4%  | Game: 8-11  |          | 72.7% |                       |    |    |    |    |     |     |     |



Score tied - 3 times.  
Lead changed - 4 times.

Score tied - 2 times.  
Lead changed - 2 times.

# RAZORBACK SPEED CHART

\* - Will be granted an extra year of eligibility due to NCAA COVID ruling for the 2020-21 season



## STANLEY UMUDE

**0** F • Gr.Sr. • 6-6 • 210  
San Antonio, Texas || South Dakota

**Uh-Moo-Dey** • Member of the Southeastern Conference Men's and Women's Basketball Leadership Council ... Graduated from South Dakota (Spring '21) - General Studies ... 3x, All-Summit League (1st tm in 2019 & '21 • 2nd in 2020) ... For his career, scored in double figures 71x, led his team in Pts 40x, led his team in Reb 36x.

| Year    | GP  | GS | Min  | Avg  | FG  | FGA  | Pct  | 3FG | 3FGA | Pct  | FT  | FTA | Pct  | Off | Def | Tot | Avg | PF  | FO | Ast | TO  | Blk | Stl | Pts  | Avg  |
|---------|-----|----|------|------|-----|------|------|-----|------|------|-----|-----|------|-----|-----|-----|-----|-----|----|-----|-----|-----|-----|------|------|
| 2021-22 | 7   | 1  | 160  | 22.9 | 32  | 63   | .508 | 5   | 13   | .385 | 6   | 13  | .462 | 9   | 27  | 36  | 5.1 | 11  | 0  | 6   | 12  | 5   | 7   | 75   | 10.7 |
| CAREER  | 108 | 76 | 2788 | 25.8 | 575 | 1219 | .472 | 106 | 308  | .344 | 339 | 458 | .740 | 77  | 508 | 585 | 5.4 | 232 | 3  | 189 | 196 | 96  | 62  | 1595 | 14.8 |

## CAREER HIGHS

PTS: 41 vs South Dakota State (12/12/20)  
REB: 14 (2x) last vs. Mount Marty (12/06/19)  
AST: 7 vs. North Dakota State (02/19/20)  
STL: 3 (5x) last vs North Dakota (02/13/21)  
BLK: 4 (2x) last vs Denver (02/20/19)



## JD NOTAE

**1** G • Sr. • 6-2 • 190  
Covington, Ga. || Jacksonville

**No-Tay** 2021-22 preseason SEC 1st tm (coaches)/received votes for preseason SEC POY (media) ... 2021 National (Bleacher Report) / SEC (Coaches) 6th Man of the Year ... Led team in scoring 7x ... Scored 1,000th career pt vs UCA (game-high 22 pts w/ 6 assists, 3 steals) ... 5 career Double-Doubles including a Triple-Double

| Year    | GP | GS | Min  | Avg  | FG  | FGA  | Pct  | 3FG | 3FGA | Pct  | FT  | FTA | Pct  | Off | Def | Tot | Avg | PF  | FO | Ast | TO  | Blk | Stl | Pts  | Avg  |
|---------|----|----|------|------|-----|------|------|-----|------|------|-----|-----|------|-----|-----|-----|-----|-----|----|-----|-----|-----|-----|------|------|
| 2021-22 | 7  | 7  | 243  | 34.7 | 50  | 121  | .413 | 15  | 55   | .273 | 12  | 18  | .667 | 2   | 30  | 32  | 4.6 | 14  | 0  | 28  | 16  | 2   | 21  | 127  | 18.1 |
| CAREER  | 99 | 59 | 2773 | 28.0 | 517 | 1267 | .408 | 182 | 537  | .339 | 250 | 343 | .729 | 75  | 385 | 460 | 4.6 | 197 | 8  | 252 | 260 | 41  | 168 | 1466 | 14.8 |

## CAREER HIGHS

PTS: 40 vs Florida Memorial (11/21/18)  
REB: 14 Stetson (01/30/19)  
AST: 10 at Kennesaw State (01/09/19)  
STL: 7 Mercer (11/09/21)  
BLK: 3 (4x) last at Oral Roberts (12/20/20)



## KHALEN "KK" ROBINSON

**2** G • So. • 6-0 • 180  
Little Rock, Ark.

• Had surgery on his right foot on Jan. 10 and missed the rest of the 2020-21 season.  
• Rated the 36th-best incoming freshman in the nation and the 7th-best combo guard by 247Sports.com  
• 2020 MaxPreps Virginia All-State first team

| Year    | GP | GS | Min | Avg | FG | FGA | Pct  | 3FG | 3FGA | Pct  | FT | FTA | Pct  | Off | Def | Tot | Avg | PF | FO | Ast | TO | Blk | Stl | Pts | Avg |
|---------|----|----|-----|-----|----|-----|------|-----|------|------|----|-----|------|-----|-----|-----|-----|----|----|-----|----|-----|-----|-----|-----|
| 2021-22 | 5  | 1  | 37  | 7.4 | 3  | 12  | .250 | 2   | 7    | .286 | 1  | 2   | .500 | 1   | 3   | 4   | 0.8 | 8  | 0  | 4   | 2  | 0   | 2   | 9   | 1.8 |
| CAREER  | 16 | 1  | 129 | 8.1 | 12 | 33  | .364 | 7   | 19   | .368 | 7  | 10  | .700 | 1   | 13  | 14  | 0.9 | 24 | 1  | 15  | 8  | 1   | 5   | 38  | 2.4 |

## CAREER HIGHS

PTS: 15 vs Mississippi Valley State (11/25/20)  
REB: 2 vs Mississippi Valley State (11/25/20)  
AST: 4 vs Lipscomb (12/05/20)  
STL: 1 vs Mississippi Valley State (11/25/20)  
BLK: -



## TREY WADE

**3** F • Gr.Sr. • 6-6 • 220  
Marietta, Ga. || Wichita State

Graduated from Wichita State (Spring '21) - General Studies (sociology) ... Was a two-year starter at Wichita State after playing a season-each at UTEP and South Plains (Texas) Junior College ... Last season, helped Wichita State win American Athletic Conference title and earn an at-large bid to the NCAA tournament

| Year    | GP | GS | Min  | Avg  | FG  | FGA | Pct  | 3FG | 3FGA | Pct  | FT | FTA | Pct  | Off | Def | Tot | Avg | PF  | FO | Ast | TO | Blk | Stl | Pts | Avg |
|---------|----|----|------|------|-----|-----|------|-----|------|------|----|-----|------|-----|-----|-----|-----|-----|----|-----|----|-----|-----|-----|-----|
| 2021-22 | 6  | 0  | 50   | 8.3  | 4   | 10  | .400 | 1   | 4    | .250 | 1  | 2   | .500 | 2   | 4   | 6   | 1.0 | 5   | 0  | 4   | 2  | 1   | 0   | 10  | 1.7 |
| CAREER  | 84 | 54 | 1797 | 21.4 | 223 | 509 | .438 | 60  | 185  | .324 | 60 | 115 | .522 | 135 | 267 | 402 | 4.8 | 128 | 1  | 88  | 68 | 52  | 42  | 566 | 6.7 |

## CAREER HIGHS

PTS: 23 at Tulane (03/03/21)  
REB: 15 vs Oklahoma (12/14/19)  
AST: 5 (2x) last vs UCF (01/30/21)  
STL: 3 (3x) last vs Cincinnati (03/13/21)  
BLK: 4 FIU (01/13/18)



## DAVONTE "DEVO" DAVIS

**4** G • So. • 6-4 • 180  
Jacksonville, Ark.

2021-22 Preseason All-SEC 2nd tm (coaches and media) ... 1 of 20 national "Break-out Players" by Jon Rothstein ... In the 2021 postseason, averaged 12.3 pts and was 2nd on the team in both reb avg (6.7) & assists (17) ... Per 40 minute basis for season, averaged 14.2 pts & 7.5 rebs.

| Year    | GP | GS | Min | Avg  | FG  | FGA | Pct  | 3FG | 3FGA | Pct  | FT | FTA | Pct  | Off | Def | Tot | Avg | PF | FO | Ast | TO | Blk | Stl | Pts | Avg |
|---------|----|----|-----|------|-----|-----|------|-----|------|------|----|-----|------|-----|-----|-----|-----|----|----|-----|----|-----|-----|-----|-----|
| 2021-22 | 7  | 7  | 198 | 28.3 | 22  | 51  | .431 | 4   | 13   | .308 | 6  | 11  | .545 | 8   | 23  | 31  | 4.4 | 16 | 0  | 20  | 16 | 0   | 11  | 54  | 7.7 |
| CAREER  | 37 | 24 | 914 | 24.7 | 131 | 280 | .468 | 6   | 26   | .231 | 40 | 56  | .714 | 44  | 121 | 165 | 4.5 | 86 | 0  | 84  | 64 | 5   | 46  | 308 | 8.3 |

## CAREER HIGHS

PTS: 20 vs Georgia (01/09/21)  
REB: 8 (4x) last vs Oral Roberts (03/27/21)  
AST: 6 (3x) last vs G-Webb (11/13/21)  
STL: 4 vs LSU (03/13/21)  
BLK: 1 (3x) at Missouri (02/13/21)



## AU'DIESE TONEY

**5** G • Sr. • 6-6 • 205  
Huntsville, Ala. || Pittsburgh, Pa.

**Awe-Deece** Named MVP of the 2021 Hall of Fame Classic (16.0 ppg / 9.0 rpg) ... Played three seasons with at Pitt ... Career: 763 points (9.78 avg.) & averaged 5.42 rebounds (423 total) ... Added 88 assists and 80 steals with three career double-doubles.

| Year    | GP | GS | Min  | Avg  | FG  | FGA | Pct  | 3FG | 3FGA | Pct  | FT  | FTA | Pct  | Off | Def | Tot | Avg | PF  | FO | Ast | TO  | Blk | Stl | Pts | Avg  |
|---------|----|----|------|------|-----|-----|------|-----|------|------|-----|-----|------|-----|-----|-----|-----|-----|----|-----|-----|-----|-----|-----|------|
| 2021-22 | 7  | 7  | 192  | 27.4 | 34  | 51  | .667 | 2   | 4    | .500 | 24  | 31  | .774 | 21  | 25  | 46  | 6.6 | 13  | 0  | 7   | 4   | 2   | 6   | 94  | 13.4 |
| CAREER  | 86 | 76 | 2494 | 29.0 | 298 | 671 | .444 | 59  | 193  | .306 | 202 | 300 | .673 | 183 | 286 | 469 | 5.5 | 168 | 3  | 95  | 111 | 11  | 86  | 857 | 10.0 |

## CAREER HIGHS

PTS: 27 vs Duke (01/28/20)  
REB: 14 at Syracuse (01/06/21)  
AST: 6 vs Drexel (11/28/20)  
STL: 4 (4x) last vs Wake Forest (03/10/20)  
BLK: 2 vs Saint Louis (11/21/18)



## JAYLIN WILLIAMS

**10** F • So. • 6-10 • 240  
Fort Smith, Ark.

On two Jon Rothstein lists: 1 of 20 Under-The Radar Break-Out Players AND 1 of 20 Glue Guys ... Took a team-best 16 charges ... Had 10 rebounds 4x (MVSU, at LSU, vs FLA & vs TX Tech) ... Only Hog have 10+ boards off the bench 3x ... In NCAA, had career-high 4 assist vs TX Tech & was 4-of-5 FG vs Baylor

| Year    | GP | GS | Min | Avg  | FG | FGA | Pct  | 3FG | 3FGA | Pct  | FT | FTA | Pct  | Off | Def | Tot | Avg | PF | FO | Ast | TO | Blk | Stl | Pts | Avg |
|---------|----|----|-----|------|----|-----|------|-----|------|------|----|-----|------|-----|-----|-----|-----|----|----|-----|----|-----|-----|-----|-----|
| 2021-22 | 7  | 6  | 201 | 28.7 | 14 | 28  | .500 | 2   | 8    | .250 | 10 | 20  | .500 | 13  | 50  | 63  | 9.0 | 16 | 0  | 30  | 14 | 8   | 8   | 40  | 5.7 |
| CAREER  | 33 | 11 | 601 | 18.2 | 47 | 97  | .485 | 9   | 31   | .290 | 33 | 51  | .647 | 42  | 142 | 184 | 5.6 | 66 | 1  | 51  | 38 | 26  | 20  | 136 | 4.1 |

## CAREER HIGHS

PTS: 13 vs Alabama (02/24/21)  
REB: 13 vs Central Arkansas (12/01/21)  
AST: 7 vs UNI (11/17/21)  
STL: 2 (2x) last vs Mississippi St. (02/02/21)  
BLK: 2 (3x) last at LSU (01/13/21)



## CHRIS LYKES

**11** G • Gr.Sr. • 5-7 • 160  
Mitchellville, Md. || Miami (Fla.)

**"LIKES"** 2022 Jersey Mike's Naismith Trophy Watch List ... #20 returning player in college basketball (Andy Katz) ... #51 on CBSSports Top 100 & 1 returning players for '21-22 ... 1 of 30 Impact Transfers (Jon Rothstein) ... 2021 Hall of Fame Classic All-Tourney ... Twice led the Miami & ranked among the ACC top 10 in scoring.

| Year    | GP | GS | Min  | Avg  | FG  | FGA  | Pct  | 3FG | 3FGA | Pct  | FT  | FTA | Pct  | Off | Def | Tot | Avg | PF  | FO | Ast | TO  | Blk | Stl | Pts  | Avg  |
|---------|----|----|------|------|-----|------|------|-----|------|------|-----|-----|------|-----|-----|-----|-----|-----|----|-----|-----|-----|-----|------|------|
| 2021-22 | 7  | 0  | 170  | 24.3 | 22  | 61   | .361 | 7   | 23   | .304 | 34  | 41  | .829 | 2   | 6   | 8   | 1.1 | 9   | 0  | 14  | 5   | 0   | 4   | 85   | 12.1 |
| CAREER  | 99 | 68 | 2779 | 28.1 | 441 | 1077 | .409 | 172 | 499  | .345 | 287 | 366 | .784 | 29  | 167 | 196 | 2.0 | 223 | 1  | 265 | 213 | 10  | 104 | 1341 | 13.5 |

## CAREER HIGHS

PTS: 28 (2x) last at Illinois (12/02/19)  
REB: 6 vs Loyola-Chicago (03/15/18)  
AST: 9 at Virginia Tech (03/08/19)  
STL: 5 vs Temple (12/19/17)  
BLK: 2 vs Florida State (01/18/20)



## CHANCE MOORE

**13** G • Fr. • 6-5 • 195  
Brookhaven, Ga.

A four-star recruit ... Rated 84th nationally by ESPN and 93rd by 247Sports Composite ... Ranked as the #16 small forward in the nation by ESPN and #21 shooting guard by 247Sports Composite ... Was #4 overall prospect in Georgia by ESPN and #6 by 247Sports Composite.

| Year    | GP | GS | Min | Avg | FG | FGA | Pct  | 3FG | 3FGA | Pct  | FT | FTA | Pct  | Off | Def | Tot | Avg | PF | FO | Ast | TO | Blk | Stl | Pts | Avg |
|---------|----|----|-----|-----|----|-----|------|-----|------|------|----|-----|------|-----|-----|-----|-----|----|----|-----|----|-----|-----|-----|-----|
| 2021-22 | 2  | 0  | 4   | 2.0 | 0  | 1   | .000 | 0   | 0    | .000 | 0  | 0   | .000 | 0   | 0   | 0   | 0.0 | 2  | 0  | 0   | 0  | 0   | 0   | 0   | 0.0 |

## CAREER HIGHS

PTS: --  
REB: --  
AST: --  
STL: --  
BLK: --



## JAXSON ROBINSON

**14** G • So. • 6-6 • 185  
Ada, Okla. || Texas A&M

Played in 14 of Texas A&M's 18 games, making four starts (vs Auburn, at South Carolina, vs LSU and at Kansas State) ... A four-star prospect by 247Sports, ESPN and Rivals ... Ranked 62nd nationally and 16th at his position by 247Sports ... Previously a top 50 recruit of 2021 class but reclassified to the 2020 signing class

| Year    | GP | GS | Min | Avg | FG | FGA | Pct  | 3FG | 3FGA | Pct  | FT | FTA | Pct  | Off | Def | Tot | Avg | PF | FO | Ast | TO | Blk | Stl | Pts | Avg |
|---------|----|----|-----|-----|----|-----|------|-----|------|------|----|-----|------|-----|-----|-----|-----|----|----|-----|----|-----|-----|-----|-----|
| 2021-22 | 3  | 0  | 27  | 9.0 | 5  | 13  | .385 | 3   | 10   | .300 | 0  | 0   | .000 | 2   | 0   | 2   | 0.7 | 2  | 0  | 0   | 0  | 1   | 0   | 13  | 4.3 |
| CAREER  | 17 | 4  | 164 | 9.6 | 16 | 44  | .364 | 11  | 38   | .289 | 0  | 1   | .000 | 6   | 11  | 17  | 1.0 | 12 | 0  | 4   | 5  | 2   | 3   | 43  | 2.5 |

## CAREER HIGHS

PTS: 7 vs Central Arkansas (12/01/21)  
REB: 7 at LSU (12/29/20)  
AST: 1 (4x) last vs LSU (01/26/21)  
STL: 1 (3x) at Ole Miss (01/23/21)  
BLK: 1 vs New Orleans (11/29/20)



## KAMANI JOHNSON

**23** F • R-Jr. • 6-7 • 235  
Brooklyn, N.Y. || L

Sat-out last season at Arkansas ... A third team 2020 All-Sun Belt in 2019 ... Led the Sun Belt and ranked 26th nationally in free throw attempts in 2019-20 and ranked 49th in the NCAA in free throws made (144) ... Career: scored 479 points, grabbed 337 rebounds and dished out 105 assists.

| Year    | GP | GS | Min  | Avg  | FG  | FGA | Pct  | 3FG | 3FGA | Pct  | FT  | FTA | Pct  | Off | Def | Tot | Avg | PF  | FO | Ast | TO  | Blk | Stl | Pts | Avg |
|---------|----|----|------|------|-----|-----|------|-----|------|------|-----|-----|------|-----|-----|-----|-----|-----|----|-----|-----|-----|-----|-----|-----|
| 2021-22 | 5  | 0  | 27   | 5.4  | 3   | 31  | .000 | 0   | 0    | .000 | 3   | 7   | .429 | 7   | 7   | 14  | 2.8 | 4   | 0  | 1   | 6   | 2   | 1   | 9   | 1.8 |
| CAREER  | 63 | 43 | 1406 | 22.3 | 154 | 290 | .531 | 0   | 2    | .000 | 180 | 270 | .667 | 152 | 199 | 351 | 5.6 | 188 | 10 | 106 | 114 | 30  | 38  | 488 | 7.7 |

## CAREER HIGHS

PTS: 32 at Arkansas State (02/22/20)  
REB: 16 at Arkansas State (02/22/20)  
AST: 6 vs Appalachian State (02/01/20)  
STL: 3 vs Arkansas State (02/02/19)  
BLK: 2 (5x) last vs UT Arlington (02/15/20)



## CONNOR VANOVER

**23** F • Jr. • 7-3 • 215  
Little Rock, Ark. || California

Was 1 of 3 in the NCAA in 2020-21 to post 50 BLKS and 20 3's made ... At least seven rebounds in 9x this year and at least 3 BLKS 8x ... 5th SEC in BLKS (1.76) ... Game-high 23 pts (4-of-5 3PT FG) w/ 8 reb & 3 BLK vs MVSU ... Career-high 16 boards and 6 blocks vs N. TX ... Had 10 rebs vs UCA ... Had 17 pts in win at Auburn

| Year    | GP | GS | Min  | Avg  | FG | FGA | Pct  | 3FG | 3FGA | Pct  | FT | FTA | Pct  | Off | Def | Tot | Avg | PF | FO | Ast | TO | Blk | Stl | Pts | Avg |
|---------|----|----|------|------|----|-----|------|-----|------|------|----|-----|------|-----|-----|-----|-----|----|----|-----|----|-----|-----|-----|-----|
| 2021-22 | 6  | 6  | 81   | 13.5 | 18 | 35  | .514 | 1   | 9    | .111 | 14 | 17  | .824 | 9   | 17  | 26  | 4.3 | 3  | 0  | 3   | 1  | 6   | 1   | 51  | 8.5 |
| CAREER  | 63 | 48 | 1055 | 16.7 | 17 | 367 | .466 | 52  | 159  | .327 | 50 | 62  | .806 | 57  | 183 | 240 | 3.8 | 28 | 2  | 22  | 40 | 92  | 21  | 444 | 7.0 |