



RAZORBACKS

Mario Bravante | Associate Director of Communications
E: bravante@uark.edu | Arkansas Razorbacks.com

2021-22 WOMEN'S BASKETBALL

SCHEDULE

Date	Opponent	Time	TV/RESULT
Nov. 5	UAFA (Exh.)	6 p.m.	W, 114-55
Nov. 10	Tarleton State	7 p.m.	W, 85-33
Nov. 12	UAPB	12 p.m.	W, 96-53
Nov. 14	@ #2 UConn	12 p.m.	L, 95-80
Nov. 19	@ Arkansas State	7 p.m.	W, 94-71
Nov. 22	SMU	7 p.m.	W, 65-58
Nov. 27	Sam Houston	2 p.m.	W, 92-66
Nov. 28	Belmont	7 p.m.	W, 83-63
Dec. 2	@ UCF	5 p.m.	L, 52-51
Dec. 5	Cal	1 p.m.	W, 84-67
Dec. 9	Jackson State	7 p.m.	W, 66-62
Dec. 12	Little Rock	4 p.m.	SEC Network
Dec. 18	Central Arkansas!	1 p.m.	-
Dec. 21	Creighton	1 p.m.	SECN+
Dec. 30	@ Ole Miss*	6 p.m.	SECN+
Jan. 2	Tennessee*	12 p.m.	SECN/ESPN2
Jan. 6	@ Vanderbilt*	7:30 p.m.	SEC Network
Jan. 9	Missouri	2 p.m.	SECN+
Jan. 16	South Carolina*	2 p.m.	SECN/ESPN2
Jan. 20	@ Alabama*	8 p.m.	SEC Network
Jan. 23	Mississippi State*	3 p.m.	SEC Network
Jan. 27	LSU*	7:30 p.m.	SEC Network
Jan. 31	@ Tennessee*	6 p.m.	SEC Network
Feb. 3	@ Texas A&M*	8 p.m.	SEC Network
Feb. 10	Auburn*	7 p.m.	SECN+
Feb. 13	@ Missouri*	2 p.m.	SECN+
Feb. 17	@ Florida*	5 p.m.	SECN+
Feb. 20	Kentucky*	1 p.m.	SEC Network
Feb. 24	Georgia*	7 p.m.	SECN+
Feb. 27	@ Mississippi State*	5 p.m.	SEC Network

! - at Simmons Bank Arena | S - XL Center

* - SEC Contest | @ SEC Tournament | All Times CT

FOLLOW, WATCH & LISTEN



@RAZORBACKWBB

Broadcast: SEC Network

PxP: Sam Gore

Analyst: Christy Thomaskutty

Razorback Sports Network from IMG (Radio)

Phil Elson - <http://143.223.155.160/audio>
Fayetteville - KQSM-FM-92.1 /// KYNG-AM - 1590*
Fort Smith - KFPW-AM-1230 /// KHGG-AM-1580*
Rogers - KURM-AM-790 /// FM-100.3

*If there are conflicts on the FM station

II ARKANSAS VS LITTLE ROCK | DECEMBER 12 | SEC NETWORK

SERIES	
Overall	3-0
Fayetteville	0-0
Away	2-0
Neutral	1-0
Last	W, 80-70, 12/19/20



ARKANSAS (8-2, 0-0)	LITTLE ROCK (5-4, 0-0)
PTS / GAME -----79.6	PTS / GAME -----59.1
PTS ALLOWED / GAME -----62.0	PTS ALLOWED / GAME -----57.9
FG -----.427	FG -----.389
FG DEFENSE -----.390	FG DEFENSE -----.397
3-PT FG -----.323	3-PT FG -----.282
3-PT FG DEFENSE -----.257	3-PT FG DEFENSE -----.336
REB / GAME -----38.9	REB / GAME -----35.4
REB ALLOWED / GAME -----38.7	REB ALLOWED / GAME -----35.2
LEADING SCORER----- Daniels, 14.3	LEADING SCORER---- Kourouma, 21.7
LEADING REBOUNDER --- Barnum, 5.9	LEADING REBOUNDER --- Vornes, 7.9
LEADER IN ASSISTS ---- Daniels, 3.0	LEADER IN ASSISTS ---- Luckett, 5.0
HEAD COACH ----- Mike Neighbors	HEAD COACH ----- Joe Foley
ARKANSAS RECORD ----- 86-52 (5)	SCHOOL RECORD ----- 350-197 (19)
CAREER RECORD ----- 184-93 (9)	CAREER RECORD ----- 806-278 (34)

NEIGHBORHOOD WATCH

- 10 games into the young season, Arkansas is 8-2, and has won six of its last seven.
- Arkansas is up to No. 22 in the NET rankings.
- Most recently, Arkansas won its second straight home game, taking down Jackson State, 66-62.
- Sasha Goforth hit a big-time three with 43 seconds, and it turned out to be the game winner.
- Goforth double-doubled in the game, going for 11 points and 10 rebounds.
- It was the first double-double of her Arkansas career.
- Arkansas got back into the win column on Sunday after a tough loss at UCF, taking down Cal in Bud Walton Arena, 84-67.
- Makayla Daniels was the star of the show against the Golden Bears, going for a career-best 32 points in the win, making 11 of her 15 shots, including four of six from distance.
- Daniels led the team in scoring against Jackson State, as well, dropping in 16 more points.
- Daniels has really started to round into form - through 10 games, Daniels leads the team in scoring (14.3 PPG), assists (3.0 APG), and steals (1.7 SPG), and is second in rebounding (5.7 RPG).
- Goforth was also great in the win over Cal, going for a season-high 19 points.

PICK YOUR POISON

- The Hogs' offensive philosophy is centered around "making opponents wrong".
- With the plethora of weapons Neighbors has on this team, that is happening nightly.
- Makayla Daniels (14.3 PPG) leads the way, but three other Hogs - Erynn Barnum (11.2 PPG) Sasha Goforth (11.0 PPG) and Samara Spencer (10.9 PPG) - are averaging double-figures.
- Amber Ramirez (9.7 PPG) is knocking on the door of double-figures, while freshman Jersey Wolfenbarger (6.7 PPG) is also providing a scoring punch off the bench.
- Daniels (x5), Barnum (x3) and Ramirez (x2) have all been the top scorer at least twice this season, while Elauna Eaton led the way against UAPB with 15.
- Daniels (22 @ AState, 32 vs. Cal) and Ramirez (20 @ UConn) are the only Hogs to hit 20 points so far this season.



2021-22 ROSTER @RAZORBACKWBB

NUMERICAL

NO.	NAME	POS	HT	CL	HOMETOWN/PREVIOUS SCHOOL	TWITTER
2	Samara Spencer	G	5-7	Fr	Fort Lauderdale, Fla./St. Thomas Aquinas HS	@samaraaspen
3	Elauna Eaton	G	6-0	RFr	Helena, Ark./Nettleton HS	@ElaunaEaton23
4	Erynn Barnum	F	6-2	RJr	Little Rock, Ark./LR Central HS	@erynnbee_
11	Rylee Langerman	G	5-9	So	Norman, Okla./Christian Heritage HS	@rylang2
13	Sasha Goforth	G	6-1	So	Fayetteville, Ark./Fayetteville HS/Oregon State	@goforthsasha
15	Ashlyn Sage	G	6-2	Fr	Weatherford, Okla./Weatherford HS	@AshlynSage15
22	Avery Hughes	G	5-7	Jr	Bentonville, Ark./Bentonville HS	@averyhughes00
23	Amber Ramirez	G	5-9	RSr*	San Antonio, Texas/Wagner HS/TCU	@yungram_
24	Jersey Wolfenbarger	G/F	6-5	Fr	Fort Smith, Ark./Northside HS	@JerseyWolf4
25	Destinee Oberg	C	6-3	Jr	Burnsville, Minn./John F. Kennedy HS	@Destineeoberg
30	Maryam Dauda	F	6-4	Fr	Bentonville, Ark./Bentonville HS	@Maryamdada30
43	Makayla Daniels	G	5-8	Jr	Frederick, Md./Frederick HS	@MakaylaDaniels5
55	Emrie Ellis	F	6-3	Fr	Vanoss, Okla./Vanoss HS	@EllisEmrie

Title	Name	Year	Alma Mater
Head Coach	Mike Neighbors	5th Season	Arkansas, 1993
Associate Head Coach	Todd Schaefer	5th Season	Thomas More College, 1995
Assistant Coach	Pauline Love	5th Season	Southern Miss, 2010
Assistant Coach	Lacey Goldwire	3rd Season	Washington, 2017
Director of Operations	Amber Shirey	34th Season	Arkansas, 1992
Special Assistant to the HC	Jeff Brazil	15th Season	Arkansas, 2010
Dir. of Student-Athlete Devel.	C'eira Ricketts	5th Season	Arkansas, 2015

ELIGIBILITY

Seniors (1)	Juniors (4)	Sophomores (2)	Freshmen (6)
Amber Ramirez	Erynn Barnum Makayla Daniels Avery Hughes Destinee Oberg	Sasha Goforth Rylee Langerman	Maryam Dauda Elauna Eaton Emrie Ellis Ashlyn Sage Samara Spencer Jersey Wolfenbarger

ALPHABETICAL

NO.	NAME	POS	HT	CL	HOMETOWN/PREVIOUS SCHOOL
4	Erynn Barnum	F	6-2	RJr	Little Rock, Ark./LR Central HS
43	Makayla Daniels	G	5-8	Jr	Frederick, Md./Frederick HS
30	Maryam Dauda	F	6-4	Fr	Bentonville, Ark./Bentonville HS
3	Elauna Eaton	G	6-0	RFr	Helena, Ark./Nettleton HS
55	Emrie Ellis	F	6-3	Fr	Vanoss, Okla./Vanoss HS
13	Sasha Goforth	G	6-0	So	Fayetteville, Ark./Fayetteville HS
22	Avery Hughes	G	5-7	Jr	Bentonville, Ark./Bentonville HS
11	Rylee Langerman	G	5-9	So	Norman, Okla./Christian Heritage HS
25	Destinee Oberg	C	6-3	Jr	Burnsville, Minn./John F. Kennedy HS
23	Amber Ramirez	G	5-9	RSr*	San Antonio, Texas/Wagner HS/TCU
15	Ashlyn Sage	G	6-2	Fr	Weatherford, Okla./Weatherford HS
2	Samara Spencer	G	5-7	Fr	Fort Lauderdale, Fla./St. Thomas Aquinas HS
24	Jersey Wolfenbarger	G	6-5	Fr	Fort Smith, Ark./Northside HS

BY STATE

ARKANSAS	
Erynn Barnum	Little Rock
Maryam Dauda	Bentonville
Elauna Eaton	Helena
Sasha Goforth	Fayetteville
Avery Hughes	Bentonville
Jersey Wolfenbarger	Fort Smith

FLORIDA

Samara Spencer	Fort Lauderdale
----------------	-----------------

MARYLAND

Makayla Daniels	Frederick
-----------------	-----------

MINNESOTA

Destinee Oberg	Burnsville
----------------	------------

OKLAHOMA

Emrie Ellis	Vanoss
Rylee Langerman	Norman
Ashlyn Sage	Weatherford

TEXAS

Amber Ramirez	San Antonio
---------------	-------------

FA-NETIK

PRONUNCIATIONS

2	Suh-MARE-uh
30	DOW-duh
55	em-REE

SOUTHEASTERN CONFERENCE STANDINGS (AS OF 12/10/21)

	Conference				Overall					
	W-L	Pct.	H	A	W-L	Pct.	H	A	N	Strk
South Carolina	0-0	.000	0-0	0-0	9-0	1.000	4-0	2-0	3-0	W9
Tennessee	0-0	.000	0-0	0-0	8-0	1.000	4-0	2-0	2-0	W8
Texas A&M	0-0	.000	0-0	0-0	9-1	.900	6-1	0-0	3-0	W1
Georgia	0-0	.000	0-0	0-0	8-1	.889	5-1	1-0	2-0	W1
Ole Miss	0-0	.000	0-0	0-0	8-1	.889	5-1	2-0	1-0	W8
Missouri	0-0	.000	0-0	0-0	8-1	.889	5-0	2-1	1-0	L1
LSU	0-0	.000	0-0	0-0	6-1	.867	3-1	1-0	2-0	W5
Alabama	0-0	.000	0-0	0-0	8-2	.800	7-1	1-0	0-1	W6
Arkansas	0-0	.000	0-0	0-0	8-2	.800	7-0	1-2	0-0	W2
Kentucky	0-0	.000	0-0	0-0	6-2	.750	6-1	0-1	0-0	L1
Mississippi State	0-0	.000	0-0	0-0	6-2	.750	5-0	0-1	1-1	L1
Florida	0-0	.000	0-0	0-0	8-3	.727	4-0	1-2	3-1	W2
Auburn	0-0	.000	0-0	0-0	5-3	.571	4-1	1-2	0-0	W3
Vanderbilt	0-0	.000	0-0	0-0	6-5	.545	5-1	0-2	1-2	W1

2022 SEC Preseason
Media Poll

1. South Carolina
2. Tennessee
3. Texas A&M
4. Kentucky
5. Georgia
6. **Arkansas**
7. LSU
8. Ole Miss
9. Mississippi State
10. Alabama
11. Missouri
12. Florida
13. Auburn
14. Vanderbilt

2022 SEC Preseason
Coaches' Poll

1. South Carolina
2. Texas A&M
3. Tennessee
4. Georgia
5. Kentucky
6. Ole Miss
7. **Arkansas**
8. LSU
9. Mississippi State
10. Missouri
11. Florida
12. Alabama
13. Auburn
14. Vanderbilt

THREE, FREE & CLEAN

- Some of Arkansas' players may have changed, but Head Coach Mike Neighbors' offensive philosophy has not.
- That philosophy continues to work, too, as Arkansas' 81.1 PPG is the 20th-best mark in the NCAA so far this season.
- The Hogs continue to get a large share of their points from the three point and free throw lines, while also taking care of the basketball.
- The Razorbacks rarely give the ball away, as their 11.4 turnovers per game is the fifth-best mark in the nation.
- The Hogs are also getting to the line a ton, as their 233 free throws attempted through 10 games is the third-most in the nation.
- Arkansas has made 161 of those attempts, which is good for second-most in the nation.
- From beyond, Arkansas is back in the top-15 nationally, as they have hit 85 threes so far this season, 11th-most in the NCAA.
- The Hogs' 264 three-point attempts this season is the 7th-highest clip in the NCAA.

"FRESHMAN READY"

- Four weeks into the season, it has already become obvious that a few first-year Hogs are, as Coach Neighbors says, "Freshman Ready".
- The charge has been led by Samara Spencer and Jersey Wolfenbarger, two freshmen that have already won SEC Freshman of the Week honors.
- Spencer won hers following week one of the season, as she averaged 11.3 points, 2.0 rebounds, 2.7 assists and 1.0 steals per game in three contests against Tarleton State, UAPB and Then-No. 2 UConn.
- Spencer is currently fourth on the team in scoring, at 10.6 PPG, and has taken over Arkansas' fifth starting spot.
- Wolfenbarger, meanwhile, won the award following week three of the season, taking home the hardware following a two-game-in-two-day stretch against Sam Houston and Belmont in which she averaged 13 points, 3.5 boards, 1.5 assists and 0.5 steals per game.
- The 6-5 freshman guard is starting to find her footing, and her 16-pointing outing against Sam Houston, in which she made five of her eight shots, and three of her four threes, is evidence of that.
- Though she hasn't won any SEC awards, freshman forward Emrie Ellis is also making her mark. She scored 15 points over the Thanksgiving weekend, dropping a career-best eight on Sam Houston and seven more on Belmont.
- Despite playing only 12 minutes per game, Ellis also leads the Hogs in blocks, with 14 of them. She has blocked multiple shots in four of her nine games played this season, including a season-best five in the UAPB game, the most by a freshman since 2014 when Jessica Jackson did it.

LAST TIME OUT

- Arkansas Women's Basketball earned a tough win in Bud Walton Arena on Thursday night, as Head Coach Mike Neighbors' Razorbacks grinded out a gutsy 66-62 win over Jackson State.
- Fayetteville native Sasha Goforth met the moment, hitting the game-winning three with 43 seconds left.
- She posted her first double-double as a Hog, scoring 11 points and grabbing 10 rebounds.
- Razorbacks Samara Spencer and Makayla Daniels were instrumental in the win for the Hogs, going for 14 and 16 points, respectively.
- Jackson State would not go down without a fight, already falling in close games this season against Miami, Ole Miss and No. 11 Texas. The Tigers grinded out a physical third quarter and ended the frame on a 9-0 run. It was the visitors who had a three-point lead with the final 10 minutes to play, and both teams struggled to gain an edge late. It was not until the final minute when Goforth, who was 0-4 from deep on the night at that point, sunk a long ball to give Arkansas a two-point lead. A couple defensive stops later, Arkansas had extinguished the valiant effort of Jackson State and notched the Razorbacks' second win of the week.
- Goforth's double-double was the first by a Hog since Destiny Slocum (22 points, 10 assists, at Missouri, 2/4/21) posted one last season.
- Daniels grabbed eight boards and dished out three assists to go along with her team-high 16 points.
- Spencer swiped four steals and added four assists to complement her 14 points on the night.

HOGS STAYING HOME

ERYNN BARNUM
RJR. | F | LITTLE ROCK, ARKANSAS

AVERY HUGHES
JR. | G | BENTONVILLE, ARKANSAS

ELAUNA EATON
RFR. | G | HELENA, ARKANSAS

SASHA GOFORTH
SO. | G | FAYETTEVILLE, ARKANSAS

JERSEY WOLFENBARGER
FR. | G/F | FORT SMITH, ARKANSAS

MARYAM DAUDA
FR. | F | BENTONVILLE, ARKANSAS

→ The Hogs' roster is Arkansas heavy, and that starts from the top down, as Head Coach Mike Neighbors, a University of Arkansas Alum, was born and raised in Greenwood, Ark.

→ Erynn Barnum, now a redshirt junior, is the oldest of the Arkansas bunch. After an extremely successful season coming off the bench, she has broken out to start her redshirt junior campaign.

→ Junior Avery Hughes of Bentonville, who was the first walk-on of the Neighbors era at Arkansas, was recently put on scholarship.

→ Coming off an ACL tear, redshirt freshman Elauna Eaton is set to make her debut for Neighbors & Co. in 2021-22. The scoring guard was highly touted out of Nettleton High School, ranked as a five-star player and as the No. 37 player in the class of 2020.

→ Transferring in this season, sophomore, and former McDonald's All-American, Sasha Goforth retruns home to Fayetteville and will make an immediate impact. The All-Freshman Pac-12 player has shown her versatile game, making an immediate impact for the Hogs.

→ Freshman Jersey Wolfenbarger arrives on the Hill as perhaps the most highly touted player in the program's history. The 6-5 wing ranked No. 7 in the 2021 Hoopgurlz rankings was the Arkansas Gatorade Player of the Year twice in a row, and earned a spot on the gold medal winning U19 FIBA World Cup squad.

→ Not far behind her, though, is fellow freshman Maryam Dauda. Dauda, like Wolfenbarger was a McDonald's All-American and Jordan Brand Classic Invitee. Dauda is currently rehabing a torn ACL.



THE SPLASH SISTER

→ Now entering her third season at Arkansas, Amber Ramirez starts the 2021–22 season as the leader of the Razorbacks.

→ The Splash Sister is up to the task – Ramirez finished the season last year averaging 13.5 points per game on 43 percent shooting.

→ The coaches in the league took notice, as Ramirez was named to the Preseason All–SEC Second Team.

→ The honor was the first from the league office in her career, and she was the only Hog to be placed on either of the preseason teams.

→ Ramirez is a big game player, and that showed up once again in Arkansas' loss to UConn.

→ After struggling to start her COVID senior season, Ramirez broke out against UConn, going for 20 points in the game.

→ That mark led the team. She also hit three of her six long balls.

→ Ramirez's averages in the seven game she's played against top–5 teams while on the Hill are up over her normal averages: 17.3 PPG on 46.9 percent from the field and 50 percent from long range.

MONEY MAK

→ Junior guard Makayla Daniels is set for an expanded role in her third season on the Hill.

→ Daniels has yet to miss a start since arriving in Fayetteville – she's started 70 straight games, including 10 starts this season.

→ Against the Red Wolves, Daniels became the first Razorback with a 20+ point, 8+ rebound and 5+ assist game since Malica Monk had one against Samford in 2017 (21–9–6, 11/12/17).

→ She showed off her versatile game against UCF, too, putting up 18 points on 50 percent shooting, while pulling down six boards.

DEPTH ON DEPTH ON DEPTH

→ A year after playing a shorter rotation, Coach Neighbors will have plenty of chess pieces to use during the 2021–22 season.

→ Makayla Daniels and Amber Ramirez will retain their starting spots, but from there, the depth chart becomes very competitive.

→ The guard rotation will be good for the Hogs once again, as Elauna Eaton, Rylee Langerman and Samara Spencer will all have an opportunity to secure playing time.

→ Eaton, the former five–star recruit, has made an immediate impact in her first season playing as a Hog, averaging 4.8 points per game.

→ Langerman, meanwhile, brings a rugged presence to the backcourt, as she will rebound and defend with the best guards in the league this season.

→ She showed her all around ability in the

WHAT'S HE SAYIN'?

Trying to figure out what Coach Neighbors is saying on the bench? Don't worry – he has a language all his own.

Coach Neighbors plays Positionless Basketball. Instead of having guards, forwards and centers, he has Rabbits, Rackers, Locks and Dragons.



Rabbits run the floor and look to score quickly with a layup.



Rackers bring the ball up the floor, and are trying to get to the rack.



Locks, generally good three–point shooters, are trying to win the race to the corners.



The Dragon is the last player down the court, dragging behind the others.

AState win, going for eight points, six boards, three assists and three steals.

→ The only guard on the team that can match Daniels' speed, Spencer's ability to get to the cup has been on display already, as her 10.9 PPG is good for third on the team.

→ On the wing, the Hogs are stacked: Sasha Goforth and Jersey Wolfenbarger will both play big roles for Arkansas.

→ Goforth has been a big addition, as she is averaging 11.0 points, 5.0 rebounds, 2.0 assists and 1.5 blocks per game so far this season.

→ Wolfenbarger, meanwhile, is one of the more unique players in the country already. At 6–5, she's as big as most post players, but brings guard skills along with that size.

→ With the injuries to Erynn Barnum and Emrie Ellis, Wolfenbarger has been thrust into playing down low.

→ Down low, Erynn Barnum has a hold on the starting spot. She is an explosive scorer with an unorthodox game. She can also block shots.

→ Emrie Ellis, meanwhile, is a great playmaker and shooter as a big. While her impact early is not always reflected in the box score, Ellis does lead Arkansas in blocks, with 14 of them.

→ The wild card of the group is Maryam Dauda – the McDonald's All–American is a menacing presence down low, standing 6–4. She can do it all – shoot, run the floor and block and alter shots of those that come into the lane.

OUR RECORD WHEN ...

Overall	8–2
Home / Away / Neutral	7–0/1–2/0–0
SEC	0–0
Home / Away	0–0/0–0
White Uniforms	7–1
Cardinal Uniforms	1–1
Anthracite Uniforms	0–0

LEADS/QUARTERS/HALFTIME/OT

Leading after the 1st quarter	5–1
Leading after the 2nd quarter/Half	8–1
Leading after the 3rd quarter	7–1
Leading at the half, home	7–0
Leading at the half, road/neutral	1–1
Tied at the half, home	0–0
Tied at the half, road/neutral	0–0
Games decided by 5 points or fewer	1–1
Games decided by 10 points or fewer	2–1
Leading with 5:00 left	8–0
Leading with 2:00 left	8–0
Overtime games	0–0

OFFENSE

Scoring less than 70 points	2–1
Scoring 70–79 points	0–0
Scoring 80–89 points	3–1
Scoring 90–99 points	3–0
Scoring 100+ points	0–0
2 Players Or Less in Double Figures	1–1
3 Players in Double Figures	2–1
4 Players in Double Figures	2–0
5 Players in Double Figures	1–0
5+ Players in Double Figures	2–0
When shooting 50 percent or higher	1–0
When shooting less than 50 percent	7–2

REBOUNDING/TURNOVERS

When outrebounding opponent	4–0
When outrebounded	3–2
When rebounds are even	1–0
When grabbing 10+ offensive reb	7–2
When forcing 15+ turnovers	7–0
When committing less than 15 turnovers	6–2
When committing 15+ turnovers	2–0

Top Scorers (Includes Ties)

Daniels	TSU, ASU, UCF, Cal, JSU
Barnum	UAPB, SMU, Belmont
Eaton	UAPB
Ramirez	UConn, Sam Houston

Top Rebounders (Includes Ties)

Daniels	TSU, ASU, UCF
Barnum	TSU, UConn, SMU, Belmont, UCF
Eaton	UAPB
Goforth	Sam Houston, JSU

Months

November	6–1
December	2–1

OFFENSE

Scored 110+-----	110, vs. Providence (11-16-98)
Scored 100+ points at home -----	105, vs. UCA (12-13-20)
Scored 100+ points on the road -----	108, at Ole Miss (2-16-20) 108, Baylor (3-6-91)
Scored 90-99 points -----	92, Sam Houston (11-27-21)
Scored 90+ points at home -----	92, Sam Houston (11-27-21)
Scored 90+ points on the road -----	94, at Arkansas State (11-19-21)
Scored 80-89 points -----	84, Cal (12-5-21)
Scored 80-89 points at home -----	84, Cal (12-5-21)
Scored 80-89 points on the road -----	80, at No. 2 UConn (11-14-21)
Was held to 50-59-----	51, @ UCF (12-2-21)
Was held to 49-40-----	42 at No. 9 South Carolina (1-25-18)
Was held to 39-20-----	34, at LSU, 2-7-19
Was held to 20 or less -----	N/A
Made 40+ field goals -----	40, vs. UCA (12-13-20)
Made 17+ three-point field goals -----	19, Alabama (2-28-21)
Made 10+ three-point field goals -----	10, Belmont (11-28-21)
Did not make 3-pointer (since 1986)-----	0-10, at LSU, 2-7-19
Made 30 free throws -----	30 (30-39), No. 4 Baylor (12-6-20)
Made 25 free throws -----	29 (29-32), Cal (12-5-21)
Shot 50-59 or better -----	56.3, Ole Miss (2-19-21)
Shot 60 or better -----	.644 (38-59) at Ole Miss (2-16-20)
Held to less than 30 -----	26.5 (13-49), at LSU, 2-7-19
Held to less than 20 -----	.182 (10-55) vs. No. 6/7 Tennessee (1-8-12; L, 38-69)
Had 20 or more assists in a game -----	22, vs. UCA (12-13-20)

DEFENSE

Allowed 100 points-----	104, at No. 4 South Carolina
Allowed 80-99 points-----	95, at No. 2 UConn (11-14-21)
Held opponent to 40-49 points -----	47, at SMU (12-9-20)
Held opponent to 39-30 -----	33, Tarleton State, (11-10-21)
Held an SEC opponent under 50 points in 3 cons. games -----	47, Auburn (1-29-15)
-----	W, 52-47; 42, Alabama (2-1-15, W, 53-42); #24/21 Georgia (2-9-15, W, 54-48)
Held opponent to 29 points or less -----	23, Binghamton, 11-30-13
Held an opponent under 15 points in a half -----	12, vs. UCA (12-13-20)
Held an opponent to 2 points in a quarter -----	2, vs. UCA (12-13-20)
Held opponent under 15 field goals -----	14, Houston Baptist, 12-28-16
Held opponent to less than 30 percent shooting -----	25.0 (16-64), UAPB (11-12-21)
Held opponent to less than 20 percent shooting -----	19.7 (13-66), vs. Northwestern State (12-15-19)
Held opponent under 15 percent from 3-point -----	12.5, Jackson State (12-9-21)
Opponent did not make a 3-pointer -----	0, Tulsa (12-11-19)
Had 70+ rebounds -----	74, Mississippi Valley State (11-24-89)
Had 60-69 rebounds -----	64, Prairie View A&M (12-16-18)
Had 50-59 rebounds -----	53, Oral Roberts (11-25-20)
Had 10 or more blocked shots in a game -----	12, UAPB (11-12-21)
Had 20 or more steals in a game -----	20, ORU (11-13-13)
Had 15 or more steals in a game -----	18, vs. UT Martin (12-29-19)
Forced 25+ Turnovers in a game -----	29, Oral Roberts (11-25-20)

OTHER

Won an overtime game -----	85-81, at Missouri, (2-2-20)
Lost an overtime game -----	Florida (71-66), 1-28-16
Won a double overtime game -----	73-72, vs. Florida (1-29-12)
Lost a double overtime game -----	N/A
Won a triple overtime game -----	91-80 Win in 3OT, 2-10-13, at Alabama
Played consecutive OT games -----	1-24-16 at Auburn (lost); 1-28-16 vs Florida (lost)
Won regular season tournament -----	Bahamas Hoopfest (Nassau, Bahamas, Nov. 29-28, 2019)
Defeated ranked team -----	vs. No. 24 Mississippi State (2-11-21)
Defeated a ranked team on the road ---	57-53, at #19/18 LSU, 2-23-14; 77-76, #17/16 Iowa (Las Vegas), 12-18-14
All-time SEC win streak -----	8 games (1-15-12: Auburn through 2-15-12: at Auburn)
All-time SEC home win streak -----	5 games (1-15-12: Auburn -- 2-9-12: S. Carolina)
-----	5 games (1-14-21: Florida -- 2-28-21: Alabama)

A RAZORBACK PLAYER ...

Scored 20-24 points -----	22, Makayla Daniels, at Arkansas State (11-19-21)
Scored 25-29 points -----	29, Destiny Slocum, at LSU (2-21-21)
Scored 30+ points -----	32, Makayla Daniels, Cal (12-5-21)
Scored 40+ points -----	41, Chelsea Dungee vs Auburn (2-10-19)
Scored 20+ points 10 times in a season -----	Chelsea Dungee (20x 2018-19)
-----	Chelsea Dungee (11x 2019-20)
-----	Chelsea Dungee (17x 2020-21)
Double figures in 15 cons games (Season) -----	Jessica Jackson, 11/11/16, LSU 1-8-17
-----	Chelsea Dungee, 26 games, (2018-19 & 2019-20)
-----	Chelsea Dungee, 31 games, (2019-20 & 2020-21)
Five players scored double figures in 1 game -----	UAPB (11-12-21)
-----	Barnum 15, Eaton, 15, Spencer 14, Goforth 11, Ramirez 11
Five Starters In Double Figures -----	FGCU, 11-28-20
-----	Dungee 25, Daniels 15, Ramirez 12, Slocum 12, Thomas 11
Seven players scored in double figures in 1 game -----	vs. Northwestern State, 11-9-18
-----	(Tolfree, Gaulden, Monk, Thomas, Doumbia, Dungee, Williams)
Made 10+ field goals in a game -----	11, Makayla Daniels, Cal (12-5-21)
Attempted 20+ field goals in a game -----	24, Chelsea Dungee, Ole Miss (3-4-21)
Made 10 free throws in a game -----	14, Chelsea Dungee, Ole Miss (2-19-21)
Made 7 or more 3-pt FG in a game -----	8, Amber Ramirez, Alabama (2-28-21)
Attempted 10 or more 3-pt FG in a game -----	11, Chelsea Dungee, Ole Miss (3-4-21)
Had 10-14 rebounds -----	10, Sasha Goforth, Jackson State (12-9-21)
Had 15-19 rebounds -----	21, Taylah Thomas, New Orleans, 11-8-19
Had 20+ rebounds -----	21, Taylah Thomas, New Orleans, 11-8-19
Had 10 offensive reb - Records go back to 05-06 -----	11, Melissa Wolff
-----	vs. New Orleans (1-30-15)
Had 10+ defensive reb - Records go back to 05-06 -----	10, Amber Ramirez, Cal (12-5-21)
Had 10+ assists -----	10, Destiny Slocum, at Mizzou (2-4-21)
Had 10+ assists in cons games -----	Jailyn Mason (11 vs. HBU, 12-28-16 and 10 at Ole
-----	Miss, 1-1-17), Calli Berna (11 vs. No. 10/8 KY 2/7/13 and 11 at UA 2/10/13)
Had 5+ blocks in a game -----	5, Emrie Ellis, UAPB (11-12-21)
Had 9+ blocks in a game -----	9, Robyn Irwin vs. SMSU, 12-19-88 (school record)
Had 5 or more steals in a game -----	5, Chelsea Dungee, @ Tennessee (1-7-21)
Had a double-double -----	11 points, 10 rebounds, Sasha Goforth, Jackson State (12-9-21)
Had a double-double in two cons games -----	Taylah Thomas, New Orleans & McNeese State, 11-8/11-11-19
-----	10 & 21/11 & 11
Had two players record a double-double -----	Kiara Williams (12 pts/16 reb) &
-----	Malica Monk (10 pts/10 reb)., Grambling State, 12-28-17
Had seven double-doubles in a season -----	Devin Cosper, 2017-18
-----	(SHSU, ORU, NMSU, Char., Tulsa, OM, AL)
Had 10+ double-doubles in a season -----	2006-07, Lauren Ervin (14)
Had a triple-double -----	14 pts, 13 reb, 12 asts, C'eira Ricketts vs. Auburn (1-18-09)

MORE ABOUT MIKE

Hometown: Greenwood, Ark. (Greenwood HS)
 Family: Daughter Abby; Sons Alec, Bowen and Barrett
 Alma Mater: Arkansas, 1993

NEIGHBORS BY THE NUMBERS

184	Wins (183-93, 8 seasons)
5	Players drafted in the WNBA (HC)
14	Signed McDonalds' All-Americans
8	Years as a head coach
7	Postseason appearances
1	Final Four appearance

LEARN MORE



Sign up for Mike Neighbors' news-letter and listen to his podcasts at CoachNeighbors.com

NABES FAVES

TOP 10 MOVIES

1. A Few Good Men
2. The Hunt For Red October
3. The Silence Of The Lambs
4. Hoosiers
5. Moneyball
6. Pretty Woman
7. Top Gun
8. JFK
9. The Lion King
10. Purple Rain

See the entire list here: <http://imdb.to/2royaO0>

TOP 10 SONGS

1. Sweet Child O' Mine (Guns N' Roses)
2. You Shook Me All Night Long (AC/DC)
3. Man In The Mirror (Michael Jackson)
4. Amarillo By Morning (George Strait)
5. Jessie's Girl (Rick Springfield)
6. Hysteria (Def Leppard)
7. Fishin' In The Dark (Nitty Gritty Dirt Band)
8. The Ballad of Curtis Loew (Lynyrd Skynyrd)
9. Wanted Dead Or Alive (Bon Jovi)
10. Let's Go Crazy (Prince)

TOP 10 TV SHOWS

1. West Wing (first three seasons)
2. Ted Lasso
3. The Wire
4. Breaking Bad
5. Seinfeld
6. The Newsroom
7. Prison Break
8. Arrested Development
9. Game of Thrones
10. The Goldbergs



MIKE NEIGHBORS

THE MOST INTERESTING COACH IN COLLEGE BASKETBALL

Fifth Season | Career Record: 184-93 (8) | Arkansas Record: 86-52 (4)

Four years after his return to his alma mater, Mike Neighbors has transformed Arkansas into a nationally recognized women's basketball program. During his time back home, Neighbors has guided his Hogs to the best four-year period of sustained success in program history. The proof of his success, and the success of his system, lies in the numbers - Neighbors has accumulated 176 wins during his eight seasons as a head coach, one of only two NCAA Division I Head Coaches to do so in eight or fewer seasons.

Entering his fifth season on the bench for Arkansas, Neighbors is coming off a historic campaign unlike any other. Under his watchful eye, the Hogs have been transformed into a winner in the Southeastern Conference. His 2020-21 team helped cement that, as the Razorbacks finished 9-6 in the league, the first time in program history with back-to-back winning seasons since joining the SEC back in 1991. Neighbors' 2020-21 squad was also at its best when the competition was at its most fierce - his most recent team became the first Razorback squad to beat two top-five teams in the same season, as Arkansas beat both No. 4 Baylor and No. 3 UConn this past season. Their win against Baylor was the first top-five win for the program since 2003, and its first win against a defending national champion since 1996. Neighbors' Hogs accomplished all this in the midst of the COVID-19 pandemic, and during the regular season, played in 26 games, the most in the NCAA. That was not by accident - Neighbors and his staff went the extra mile in how they traveled, practiced and managed their team on gameday. The season culminated with the program's first trip to the NCAA Tournament since 2015, and if not for the COVID-19 pandemic, it would have been the first back-to-back appearances for the program since the 2002 and 2003 NCAA Tournaments.

TIMELINE

→ Bentonville HS Head Coach	1994-98
→ Cabot HS Head Coach	1998-99
→ Arkansas Director of Ops	1999-01
→ Tulsa Univ. Assistant Coach	2001-05
→ Univ. of Colorado Assistant Coach	2005-06
→ Univ. of Arkansas Assistant Coach	2006-07
→ Xavier Assistant Coach	2007-2011
→ Univ. of Washington Assistant Coach	2011-13
→ Univ. of Washington Head Coach	2013-17
→ Univ. of Arkansas Head Coach	2017-present

COACHING DEVELOPMENT

Coach	w/Nabes	Now
Chantel Osahor	'20, '21	AC Oklahoma
Fred Castro	'14, '15, '16	HC Eastern Michigan
Adia Barnes	'14, '15	HC Arizona
Adam Call	'14	AC George Washington
Morgan Valley	'16	AC Arizona
Todd Schaefer	'16-'21	AHC Arkansas
Devin Cosper	'18 (As Player)	Ops Presbyterian

COACHING HISTORY

University of Washington	Year	Overall	Pac-12	Finish
	2013-14	20-14 (.588)	10-8 (.556)	6
	2014-15	23-10 (.697)	11-7 (.611)	5
	2015-16	26-11 (.703)	11-7 (.611)	5
	2016-17	29-6 (.829)	15-3 (.833)	T-2
UW		98-41 (.705)	47-25 (.662)	

University of Arkansas	Year	Overall	SEC	Finish
	2017-18	13-18 (.419)	3-13 (.188)	T-11
	2018-19	22-15 (.611)	6-10 (.375)	10
	2019-20	24-8 (.750)	10-6 (.625)	T3
	2020-21	19-9 (.679)	9-6 (.600)	T5
	2021-22	8-2 (.800)	0-0 (.000)	
Ark		86-52 (.623)	28-36 (.438)	

Totals	184-93 (.664)	75-60 (.556)	8 yrs
--------	---------------	--------------	-------

PLAYER DEVELOPMENT

YEAR	UNIVERSITY	PLAYER	ROUND	OVERALL	TEAM NOTE
2021	Arkansas	Chelsea Dungee	1	5	Dallas Wings ! @
2021	Arkansas	Destiny Slocum	2	14	Las Vegas Aces ! @
2021	Arizona	Aari McDonald	1	3	Atlanta Dream @
2017	Washington	Kelsey Plum	1	1	San Antonio Stars ! @
	Washington	Chantel Osahor	2	21	Chicago Sky ! @
2016	Washington	Talia Walton	3	29	Los Angeles Sparks ! @
2011	Xavier	Amber Harris	1	4	Minnesota Lynx #
	Xavier	Ta'Shia Phillips	1	8	Atlanta Dream #
	TAMU/UAFS	Tanisha Smith	2	22	Seattle Storm #
	Colorado	Brittany Spears	2	19	Phoenix Mercury *
2009	Arkansas	Shameka Christon	1	5	New York Liberty \$
2008	Arkansas	Lauren Ervin	3	37	Connecticut Sun #
2006	Tulsa	Megan Moody	-	-	Houston Comets
					Free Agent #
2003	Tulsa	Allison Curtin	1	12	Houston Comets ! #
	Arkansas	Dana Cherry	2	23	Traded to Detroit Shock
					Charlotte Sting \$

*- Signed but did not coach

!- At the school when player was drafted

@- Worked with player as a head coach

#- Worked with player as an assistant coach

\$- Worked with player as other (GA, etc)

NABES VS. ARKANSAS HISTORY

Category	NABES	All Others In Program History
Winning Record In SEC Play	2 Seasons	2 Seasons
SEC Tourney Finals	1	0
Top 5 Wins	2	2
Weeks Ranked in AP Top 25	34	63
Top 15 WBNA Draft Picks	2	1
McDonald's AAs Signed	5	1
WBNA AAs	1	1

THE MOST INTERESTING MAN IN COLLEGE BASKETBALL

→ **Movies:** His expansive movie collection includes digital, disk and VHS copies. Did you know he used to work at BlockBuster? On a related note, he also collects books that have been turned into movies.


→ Baseballs autographed by movie stars: Ask him about this collection – talk about some good stories.

→ Lunch Boxes: Coach collects tin lunch boxes that he carried to school and has them displayed in his home. His first lunch box had KISS on it.

→ Hamilton: Nabes is a huge Hamilton fan, and routinely quotes the Broadway musical to players, fans and media alike.

→ Athens City Champion: Coach stumbled upon a dart tournament while on a trip to Athens, Georgia. He joined in and was one of the two-man winning team.

→ Ask him about shoes, music, movies, guitars, basketball nostalgia – just about anything!



NEIGHBORS VERSUS ...	Furman	1	0	Notre Dame	0	1	Tennessee	2	2		
Abilene Christian	2	0	Georgia	1	5	Oklahoma	1	2	Tennessee Martin	1	0
Alabama	4	1	Grambling State	2	0	Ole Miss	5	1	Tennessee State	1	0
Arizona State	2	6	Grand Canyon	1	0	Oral Roberts	4	0	Tennessee Tech	1	0
Arizona	6	0	Hartford	1	0	Oregon State	1	6	Texas A&M	3	7
Arkansas State	1	0	Hawai'i	1	0	Oregon	5	3	Texas Tech	1	0
Auburn	5	1	Houston	2	0	Pennsylvania	1	0	Tulsa	3	0
Baylor	1	0	Idaho	1	0	Pittsburgh	1	1	UAB	1	0
Belmont	2	0	Iowa State	0	1	Portland	3	1	UAPB	2	0
Boise State	1	0	Jackson State	2	0	Prairie View A&M	1	0	UC Irvine	1	0
BYU	1	0	Kansas	0	1	Saint Mary's	0	1	UC Riverside	2	0
California	5	4	Kansas State	1	0	Sam Houston	2	0	UCLA	4	2
Central Arkansas	1	0	Kentucky	2	4	Samford	1	0	USC	6	0
Central Florida	0	1	Little Rock	2	0	San Diego State	2	0	Utah	7	3
Charlotte	1	0	Louisiana-Monroe	2	0	San Diego	1	0	UT-Arlington	2	0
Colorado State	1	0	LSU	2	2	Santa Clara	1	0	UTEP	0	2
Colorado	9	0	McNeese State	1	0	Savannah State	1	0	Vanderbilt	3	1
Connecticut	1	1	Maryland	1	1	Seattle	4	0	Wake Forest	1	0
CSUN	1	0	Miami	0	1	SMU	2	0	Washington State	5	3
DePaul	0	1	Mississippi State	1	5	South Carolina	1	6	Weber State	1	0
Eastern Washington	1	0	Missouri	5	4	South Dakota	2	0	Wisconsin	3	0
Florida State	1	0	Montana State	2	0	Stanford	3	5	Wright State	0	1
Florida	3	2	Nebraska	1	1	Stony Brook	1	0	Yale	1	0
FGCU	1	0	New Mexico State	1	0	Syracuse	0	2	TOTALS	184	93
Fordham	1	0	New Orleans	1	0	Tarleton State	1	0			
Fresno State	2	0	Northwestern State	2	0	TCU	0	1			



@RazorbackWBB STATISTICS
Arkansas Combined Team Statistics (as of Dec 09, 2021)
All games



RECORD:	OVERALL	HOME	AWAY	NEUTRAL
ALL GAMES	8-2	7-0	1-2	0-0
CONFERENCE	0-0	0-0	0-0	0-0
NON-CONFERENCE	8-2	7-0	1-2	0-0

##	Player	gp-gs	min	avg	Total		3-Point		F-Throw		Rebounds				pf	dq	a	to	blk	stl	pts	avg
					fg-fga	fg%	3fg-fga	3fg%	ft-fa	ft%	off	def	tot	avg								
43	Makayla Daniels	10-10	283	28.3	49-102	.480	13-44	.295	32-39	.821	20	37	57	5.7	25	0	30	13	1	17	143	14.3
04	Erynn Barnum	9-9	201	22.3	33-73	.452	2-9	.222	33-44	.750	21	32	53	5.9	14	0	13	14	6	13	101	11.2
13	Sasha Goforth	10-10	258	25.8	41-105	.390	6-28	.214	22-39	.564	17	33	50	5.0	20	1	20	13	15	8	110	11.0
02	Samara Spencer	10-6	239	23.9	38-72	.528	18-34	.529	15-23	.652	6	18	24	2.4	13	0	25	17	2	14	109	10.9
23	Amber Ramirez	10-10	282	28.2	33-90	.367	17-53	.321	14-17	.824	2	33	35	3.5	13	0	22	9	2	7	97	9.7
24	Jersey Wolfenbarger	9-2	153	17.0	21-54	.389	8-23	.348	10-22	.455	10	21	31	3.4	24	1	5	12	3	5	60	6.7
01	Marquesha Davis	7-1	84	12.0	14-33	.424	1-6	.167	12-18	.667	4	13	17	2.4	10	0	4	4	1	6	41	5.9
03	Elauna Eaton	10-1	144	14.4	12-42	.286	11-36	.306	13-14	.929	1	15	16	1.6	12	0	2	2	0	4	48	4.8
55	Emrie Ellis	9-0	112	12.4	17-35	.486	2-13	.154	4-6	.667	6	16	22	2.4	19	0	4	12	14	0	40	4.4
11	Rylee Langerman	10-1	147	14.7	11-19	.579	4-8	.500	6-9	.667	8	20	28	2.8	24	0	9	11	1	7	32	3.2
15	Ashlyn Sage	6-0	29	4.8	3-8	.375	3-8	.375	0-0	.000	3	2	5	0.8	1	0	1	2	0	1	9	1.5
25	Destinee Oberg	7-0	48	6.9	3-8	.375	0-0	.000	0-2	.000	3	6	9	1.3	8	0	4	1	3	0	6	0.9
22	Avery Hughes	6-0	20	3.3	0-3	.000	0-1	.000	0-0	.000	0	1	1	0.2	2	0	1	2	0	0	0	0.0
Team											22	19	41					2				
Total.....		10	2000		275-644	.427	85-263	.323	161-233	.691	123	266	389	38.9	185	2	140	114	48	82	796	79.6
Opponents.....		10	2000		230-589	.390	38-148	.257	122-184	.663	111	276	387	38.7	212	4	98	177	38	52	620	62.0

TEAM STATISTICS	ARK	OPP	Date	Opponent	Score	Att.
SCORING	796	620	11/10/21	TARLETON ST.	w 85-33	2614
Points per game	79.6	62.0	11/12/21	ARK.-PINE BLUFF	w 96-53	2425
Scoring margin	+17.6	-	11/14/21	at UConn	L 80-95	9359
FIELD GOALS-ATT	275-644	230-589	11/19/21	at Arkansas St.	w 94-71	2574
Field goal pct	.427	.390	11/22/21	SMU	w 65-58	3060
3 POINT FG-ATT	85-263	38-148	11/27/21	SAM HOUSTON	w 92-66	3335
3-point FG pct	.323	.257	11/28/21	BELMONT	w 83-63	2834
3-pt FG made per game	8.5	3.8	12/02/21	at UCF	L 51-52	2777
FREE THROWS-ATT	161-233	122-184	12/05/21	CALIFORNIA	w 84-67	3100
Free throw pct	.691	.663	12/09/21	JACKSON ST.	w 66-62	2522
F-Throws made per game	16.1	12.2	* - Conference game			
REBOUNDS	389	387				
Rebounds per game	38.9	38.7				
Rebounding margin	+0.2	-				
ASSISTS	140	98				
Assists per game	14.0	9.8				
TURNOVERS	114	177				
Turnovers per game	11.4	17.7				
Turnover margin	+6.3	-				
Assist/turnover ratio	1.2	0.6				
STEALS	82	52				
Steals per game	8.2	5.2				
BLOCKS	48	38				
Blocks per game	4.8	3.8				
ATTENDANCE	19890	14710				
Home games-Avg/Game	7-2841	3-4903				
Neutral site-Avg/Game	-	0-0				

Score by Periods	1st	2nd	3rd	4th	Totals
Arkansas	197	210	214	175	796
Opponents	168	133	159	160	620



@RazorbackWBB STATISTICS
Arkansas Team Game-by-Game (as of Dec 10, 2021)
All games



TEAM STATISTICS

Opponent	Date	Score		Total		3-Pointers		Free throws		Rebounds				pf	a	t/o	blk	stl	pts	avg
				fg-fga	pct	3fg-fga	pct	ft-fta	pct	off	def	tot	avg							
TARLETON ST.	11/10/21	85-33	W	29-62	.468	8-24	.333	19-30	.633	14	33	47	47.0	19	14	11	5	10	85	85.0
ARK.-PINE BLUFF	11/12/21	96-53	W	31-75	.413	13-43	.302	21-33	.636	15	33	48	47.5	23	20	10	12	9	96	90.5
at UConn	11/14/21	80-95	L	29-75	.387	5-22	.227	17-21	.810	15	22	37	44.0	21	11	9	4	4	80	87.0
at Arkansas St.	11/19/21	94-71	W	36-72	.500	9-28	.321	13-19	.684	12	31	43	43.8	21	13	11	9	10	94	88.8
SMU	11/22/21	65-58	W	25-64	.391	4-20	.200	11-27	.407	13	27	40	43.0	18	9	8	1	8	65	84.0
SAM HOUSTON	11/27/21	92-66	W	30-66	.455	12-28	.429	20-27	.741	14	23	37	42.0	17	18	16	6	11	92	85.3
BELMONT	11/28/21	83-63	W	29-61	.475	10-21	.476	15-18	.833	6	25	31	40.4	10	17	10	5	10	83	85.0
at UCF	12/02/21	51-52	L	18-50	.360	9-31	.290	6-8	.750	10	21	31	39.2	23	11	12	1	7	51	80.8
CALIFORNIA	12/05/21	84-67	W	24-54	.444	7-17	.412	29-32	.906	12	24	36	38.9	17	9	15	2	6	84	81.1
JACKSON ST.	12/09/21	66-62	W	24-65	.369	8-29	.276	10-18	.556	12	27	39	38.9	16	18	12	3	7	66	79.6
Arkansas		796		275-644	.427	85-263	.323	161-233	.691	123	266	389	38.9	185	140	114	48	82	796	79.6
Opponents		620		230-589	.390	38-148	.257	122-184	.663	111	276	387	38.7	212	98	177	38	52	620	62.0

Games played: 10
Points/game: 79.6
FG Pct: 42.7
3FG Pct: 32.3
FT Pct: 69.1

Rebounds/game: 38.9
Assists/game: 14.0
Turnovers/game: 11.4
Assist/turnover ratio: 1.2
Steals/game: 8.2
Blocks/game: 4.8



@RazorbackWBB STATISTICS
Arkansas Opponent Game-by-Game (as of Dec 10, 2021)
All games



OPPONENT STATISTICS

Opponent	Date	Score		Total		3-Pointers		Free throws		Rebounds				pf	a	t/o	blk	stl	pts	avg
				fg-fga	pct	3fg-fga	pct	ft-fa	pct	off	def	tot	avg							
TARLETON ST.	11/10/21	85-33	W	11-49	.224	2-15	.133	9-16	.563	7	24	31	31.0	24	3	23	6	5	33	33.0
ARK.-PINE BLUFF	11/12/21	96-53	W	16-64	.250	3-15	.200	18-25	.720	17	34	51	41.0	27	4	24	0	3	53	43.0
at UConn	11/14/21	80-95	L	37-65	.569	5-18	.278	16-25	.640	7	33	40	40.7	19	20	11	6	8	95	60.3
at Arkansas St.	11/19/21	94-71	W	25-63	.397	4-10	.400	17-26	.654	12	28	40	40.5	18	9	17	2	2	71	63.0
SMU	11/22/21	65-58	W	23-58	.397	3-14	.214	9-14	.643	9	31	40	40.4	27	12	16	3	4	58	62.0
SAM HOUSTON	11/27/21	92-66	W	28-62	.452	4-11	.364	6-9	.667	10	25	35	39.5	26	10	23	2	4	66	62.7
BELMONT	11/28/21	83-63	W	24-55	.436	8-22	.364	7-10	.700	6	26	32	38.4	13	10	19	5	4	63	62.7
at UCF	12/02/21	51-52	L	16-48	.333	1-11	.091	19-28	.679	16	23	39	38.5	12	7	12	0	8	52	61.4
CALIFORNIA	12/05/21	84-67	W	25-61	.410	7-24	.292	10-12	.833	11	18	29	37.4	26	13	14	6	6	67	62.0
JACKSON ST.	12/09/21	66-62	W	25-64	.391	1-8	.125	11-19	.579	16	34	50	38.7	20	10	18	8	8	62	62.0
Opponents		620		230-589	.390	38-148	.257	122-184	.663	111	276	387	38.7	212	98	177	38	52	620	62.0
Arkansas		796		275-644	.427	85-263	.323	161-233	.691	123	266	389	38.9	185	140	114	48	82	796	79.6

Games played: 10
Points/game: 62.0
FG Pct: 39.0
3FG Pct: 25.7
FT Pct: 66.3

Rebounds/game: 38.7
Assists/game: 9.8
Turnovers/game: 17.7
Assist/turnover ratio: 0.6
Steals/game: 5.2
Blocks/game: 3.8



@RazorbackWBB STATISTICS
Arkansas Category Leaders (as of Dec 10, 2021)
All games



Points	G	Pts	Pts/G
Makayla Daniels	10	143	14.3
Sasha Goforth	10	110	11.0
Samara Spencer	10	109	10.9
Erynn Barnum	9	101	11.2
Amber Ramirez	10	97	9.7
Jersey Wolfenbarger	9	60	6.7
Elauna Eaton	10	48	4.8
Marquesha Davis	7	41	5.9
Emrie Ellis	9	40	4.4
Rylee Langerman	10	32	3.2
Ashlyn Sage	6	9	1.5
Destinee Oberg	7	6	0.9

FG Percentage	FG	Att	Pct
Rylee Langerman	11	19	.579
Samara Spencer	38	72	.528
Emrie Ellis	17	35	.486
Makayla Daniels	49	102	.480
Erynn Barnum	33	73	.452
Marquesha Davis	14	33	.424
Sasha Goforth	41	105	.390
Jersey Wolfenbarger	21	54	.389
Ashlyn Sage	3	8	.375
Destinee Oberg	3	8	.375
Amber Ramirez	33	90	.367
Elauna Eaton	12	42	.286

3-Point Percentage	3FG	Att	Pct
Samara Spencer	18	34	.529
Rylee Langerman	4	8	.500
Ashlyn Sage	3	8	.375
Jersey Wolfenbarger	8	23	.348
Amber Ramirez	17	53	.321
Elauna Eaton	11	36	.306
Makayla Daniels	13	44	.295
Erynn Barnum	2	9	.222
Sasha Goforth	6	28	.214
Marquesha Davis	1	6	.167
Emrie Ellis	2	13	.154
Avery Hughes	0	1	.000

Free Throw Percent	FG	Att	Pct
Elauna Eaton	13	14	.929
Amber Ramirez	14	17	.824
Makayla Daniels	32	39	.821
Erynn Barnum	33	44	.750
Rylee Langerman	6	9	.667
Emrie Ellis	4	6	.667
Marquesha Davis	12	18	.667
Samara Spencer	15	23	.652
Sasha Goforth	22	39	.564
Jersey Wolfenbarger	10	22	.455
Destinee Oberg	0	2	.000

Scoring Average	G	Pts	Avg/G
Makayla Daniels	10	143	14.3
Erynn Barnum	9	101	11.2
Sasha Goforth	10	110	11.0
Samara Spencer	10	109	10.9
Amber Ramirez	10	97	9.7
Jersey Wolfenbarger	9	60	6.7
Marquesha Davis	7	41	5.9
Elauna Eaton	10	48	4.8
Emrie Ellis	9	40	4.4
Rylee Langerman	10	32	3.2
Ashlyn Sage	6	9	1.5
Destinee Oberg	7	6	0.9

Field Goal Attempts	G	Att	Att/G
Sasha Goforth	10	105	10.5
Makayla Daniels	10	102	10.2
Amber Ramirez	10	90	9.0
Erynn Barnum	9	73	8.1
Samara Spencer	10	72	7.2

Field Goals Made	G	Made	Made/G
Makayla Daniels	10	49	4.9
Sasha Goforth	10	41	4.1
Samara Spencer	10	38	3.8
Amber Ramirez	10	33	3.3
Erynn Barnum	9	33	3.7

3-Point FG Attempts	G	Att	Att/G
Amber Ramirez	10	53	5.3
Makayla Daniels	10	44	4.4
Elauna Eaton	10	36	3.6
Samara Spencer	10	34	3.4
Sasha Goforth	10	28	2.8

3-Point FG Made	G	Made	Made/G
Samara Spencer	10	18	1.8
Amber Ramirez	10	17	1.7
Makayla Daniels	10	13	1.3
Elauna Eaton	10	11	1.1
Jersey Wolfenbarger	9	8	0.9

Free Throw Attempts	G	Att	Att/G
Erynn Barnum	9	44	4.9
Sasha Goforth	10	39	3.9
Makayla Daniels	10	39	3.9
Samara Spencer	10	23	2.3
Jersey Wolfenbarger	9	22	2.4

Free Throws Made	G	Made	Made/G
Erynn Barnum	9	33	3.7
Makayla Daniels	10	32	3.2
Sasha Goforth	10	22	2.2
Samara Spencer	10	15	1.5
Amber Ramirez	10	14	1.4



@RazorbackWBB STATISTICS
Arkansas Category Leaders (as of Dec 10, 2021)
All games



Rebounds	G	Reb	Reb/G
Makayla Daniels	10	57	5.7
Erynn Barnum	9	53	5.9
Sasha Goforth	10	50	5.0
Amber Ramirez	10	35	3.5
Jersey Wolfenbarger	9	31	3.4

Rebound Average	G	Reb	Avg/G
Erynn Barnum	9	53	5.9
Makayla Daniels	10	57	5.7
Sasha Goforth	10	50	5.0
Amber Ramirez	10	35	3.5
Jersey Wolfenbarger	9	31	3.4

Offensive Rebounds	G	No.	Avg/G
Erynn Barnum	9	21	2.3
Makayla Daniels	10	20	2.0
Sasha Goforth	10	17	1.7
Jersey Wolfenbarger	9	10	1.1
Rylee Langerman	10	8	0.8

Defensive Rebounds	G	No.	Avg/G
Makayla Daniels	10	37	3.7
Sasha Goforth	10	33	3.3
Amber Ramirez	10	33	3.3
Erynn Barnum	9	32	3.6
Jersey Wolfenbarger	9	21	2.3

Fouls	G	No.	Per/G
Makayla Daniels	10	25	2.5
Rylee Langerman	10	24	2.4
Jersey Wolfenbarger	9	24	2.7
Sasha Goforth	10	20	2.0
Emrie Ellis	9	19	2.1

Foulouts	G	No.
Sasha Goforth	10	1
Jersey Wolfenbarger	9	1

Assists	G	No.	Ast/G
Makayla Daniels	10	30	3.0
Samara Spencer	10	25	2.5
Amber Ramirez	10	22	2.2
Sasha Goforth	10	20	2.0
Erynn Barnum	9	13	1.4

Steals	G	No.	Stl/G
Makayla Daniels	10	17	1.7
Samara Spencer	10	14	1.4
Erynn Barnum	9	13	1.4
Sasha Goforth	10	8	0.8
Amber Ramirez	10	7	0.7
Rylee Langerman	10	7	0.7

Blocked Shots	G	No.	Blk/G
Sasha Goforth	10	15	1.5
Emrie Ellis	9	14	1.6
Erynn Barnum	9	6	0.7
Jersey Wolfenbarger	9	3	0.3
Destinee Oberg	7	3	0.4

Minutes	G	No.	Min/G
Makayla Daniels	10	283	28.3
Amber Ramirez	10	282	28.2
Sasha Goforth	10	258	25.8
Samara Spencer	10	239	23.9
Erynn Barnum	9	201	22.3

Turnovers	G	No.	TO/G
Samara Spencer	10	17	1.7
Erynn Barnum	9	14	1.6
Makayla Daniels	10	13	1.3
Sasha Goforth	10	13	1.3
Emrie Ellis	9	12	1.3
Jersey Wolfenbarger	9	12	1.3



@RazorbackWBB STATISTICS
Arkansas Points-Rebounds-Assists (as of Dec 10, 2021)
All games



Opponent	Date	Score		02 SPENCER,SA	03 EATON,ELAU	04 BARNUM,ERY	11 LANGERMAN,	13 GOFORTH,SA	15 SAGE,ASHLY	22 HUGHES,AVE
TARLETON ST.	11/10/21	85-33	w	12-3-2	11-2-0	12-6-2	2-2-3	8-5-2	6-0-0	0-0-1
ARK.-PINE BLUFF	11/12/21	96-53	w	14-3-4	15-7-1	15-6-1	5-1-0	11-4-3	0-3-1	0-0-0
at UConn	11/14/21	80-95	L	8-0-2	3-0-0	16-8-2	0-0-0	17-5-1	DNP	DNP
at Arkansas St.	11/19/21	94-71	w	16-6-2	5-1-0	5-4-1	8-6-3	8-4-1	3-1-0	0-1-0
SMU	11/22/21	65-58	w	6-3-2	0-0-0	18-9-0	0-4-0	8-8-2	DNP	DNP
SAM HOUSTON	11/27/21	92-66	w	12-1-3	0-0-0	6-3-0	4-2-1	7-6-4	0-1-0	0-0-0
BELMONT	11/28/21	83-63	w	13-1-3	6-2-0	15-7-1	8-2-0	10-2-1	0-0-0	0-0-0
at UCF	12/02/21	51-52	L	5-3-1	3-1-0	5-6-2	0-2-0	11-2-3	DNP	DNP
CALIFORNIA	12/05/21	84-67	w	9-2-2	2-1-0	9-4-4	3-3-0	19-4-0	0-0-0	0-0-0
JACKSON ST.	12/09/21	66-62	w	14-2-4	3-2-1	DNP	2-6-2	11-10-3	DNP	DNP

Opponent	Date	Score		23 RAMIREZ,AM	24 WOLFENBARG	25 OBERG,DEST	43 DANIELS,MA	55 ELLIS,EMRI
TARLETON ST.	11/10/21	85-33	w	0-4-2	10-5-0	0-3-0	15-6-1	4-2-0
ARK.-PINE BLUFF	11/12/21	96-53	w	11-4-3	7-6-1	0-0-0	5-5-4	6-5-1
at UConn	11/14/21	80-95	L	20-2-2	0-4-0	DNP	5-6-3	6-4-0
at Arkansas St.	11/19/21	94-71	w	13-3-0	DNP	0-2-0	22-8-5	4-5-0
SMU	11/22/21	65-58	w	11-2-2	2-1-0	DNP	16-7-2	3-1-1
SAM HOUSTON	11/27/21	92-66	w	17-4-1	16-3-0	0-2-2	11-5-6	8-4-1
BELMONT	11/28/21	83-63	w	7-3-3	10-4-3	2-0-0	3-3-5	7-1-1
at UCF	12/02/21	51-52	L	3-2-3	6-3-1	DNP	18-6-1	0-0-0
CALIFORNIA	12/05/21	84-67	w	6-11-3	2-1-0	0-0-0	32-3-0	2-0-0
JACKSON ST.	12/09/21	66-62	w	9-0-3	7-4-0	4-2-2	16-8-3	DNP



@RazorbackWBB STATISTICS
Arkansas Player High/Low Analysis (as of Dec 10, 2021)
All games



Arkansas - INDIVIDUAL GAME HIGHS

Points	32		Makayla Daniels vs California (12/05/21)
	22		Makayla Daniels at Arkansas St. (11/19/21)
	20		Amber Ramirez at UConn (11/14/21)
	19		Sasha Goforth vs California (12/05/21)
	18		Makayla Daniels at UCF (12/02/21)
	18		Erynn Barnum vs SMU (11/22/21)
Field Goals Made	11		Makayla Daniels vs California (12/05/21)
	8		Erynn Barnum vs SMU (11/22/21)
	8		Makayla Daniels at Arkansas St. (11/19/21)
	8		Amber Ramirez at UConn (11/14/21)
Field Goal Att.	17		Sasha Goforth at UConn (11/14/21)
	17		Amber Ramirez at UConn (11/14/21)
FG Pct (min 5 made)	.833	(5-6)	Samara Spencer vs Tarleton St. (11/10/21)
	.750	(6-8)	Erynn Barnum vs Ark.-Pine Bluff (11/12/21)
3-Point FG Made	4		Makayla Daniels vs California (12/05/21)
	4		Makayla Daniels at UCF (12/02/21)
	4		Amber Ramirez vs Sam Houston (11/27/21)
	4		Elauna Eaton vs Ark.-Pine Bluff (11/12/21)
3-Point FG Att.	11		Elauna Eaton vs Ark.-Pine Bluff (11/12/21)
	11		Amber Ramirez vs Ark.-Pine Bluff (11/12/21)
3-Pt FG Pct (min 2 made)	1.000	(2-2)	Rylee Langerman vs Belmont (11/28/21)
	1.000	(2-2)	Ashlyn Sage vs Tarleton St. (11/10/21)
	1.000	(2-2)	Samara Spencer vs Tarleton St. (11/10/21)
Free Throws Made	8		Erynn Barnum at UConn (11/14/21)
	7		Erynn Barnum vs California (12/05/21)
Free Throw Att.	10		Sasha Goforth vs SMU (11/22/21)
	10		Erynn Barnum at UConn (11/14/21)
FT Pct (min 3 made)	1.000	(6-6)	Amber Ramirez vs California (12/05/21)
	1.000	(6-6)	Makayla Daniels vs California (12/05/21)
	1.000	(5-5)	Erynn Barnum vs Belmont (11/28/21)
	1.000	(5-5)	Sasha Goforth at UConn (11/14/21)
	1.000	(5-5)	Elauna Eaton vs Tarleton St. (11/10/21)
	1.000	(4-4)	Makayla Daniels at UCF (12/02/21)
	1.000	(3-3)	Elauna Eaton vs Belmont (11/28/21)
	1.000	(3-3)	Amber Ramirez vs Sam Houston (11/27/21)
Rebounds	11		Amber Ramirez vs California (12/05/21)
	10		Sasha Goforth vs Jackson St. (12/09/21)
Assists	6		Makayla Daniels vs Sam Houston (11/27/21)
	5		Makayla Daniels vs Belmont (11/28/21)
	5		Makayla Daniels at Arkansas St. (11/19/21)
Steals	4		Samara Spencer vs Jackson St. (12/09/21)
	4		Erynn Barnum vs Belmont (11/28/21)
	4		Erynn Barnum vs Ark.-Pine Bluff (11/12/21)
Blocked Shots	5		Emrie Ellis vs Ark.-Pine Bluff (11/12/21)
	4		Emrie Ellis at Arkansas St. (11/19/21)
Turnovers	4		Samara Spencer vs Jackson St. (12/09/21)
	4		Erynn Barnum at UCF (12/02/21)
	4		Makayla Daniels at Arkansas St. (11/19/21)
Fouls	5		Jersey Wolfenbarger vs California (12/05/21)
	5		Sasha Goforth at Arkansas St. (11/19/21)
Minutes	38		Amber Ramirez vs Jackson St. (12/09/21)
	38		Sasha Goforth vs California (12/05/21)
	37		Makayla Daniels vs Jackson St. (12/09/21)



2 Samara Spencer | Fr. | 5-7 | G | Fort Lauderdale, Fla. (St. Thomas Aquinas HS)

SEASON HIGHS

Points	16	Ark. State	11-19-21
FG Made	6	Ark. State	11-19-21
FG Att.	11	Ark. State	11-19-21
3FG Made	3	Jackson State	12-9-21*
3FG Att.	6	Jackson State	12-9-21
FT Made	6	UAPB	11-12-21
FT Att.	8	UAPB	11-12-21
Off. Reb.	2	Ark. State	11-19-21
Def. Reb.	4	Ark. State	11-19-21
Rebounds	6	Ark. State	11-19-21
Assists	4	Jackson State	12-9-21*
Blocks	1	@ UCF	12-2-21
Steals	4	Jackson State	12-9-21
Minutes	35	@ UCF	12-2-21

CAREER HIGHS

(Same as Season Highs)

SEASON | CAREER SUPERLATIVES

Stat	'21-'22	Career
Double Figure Pts	6	6
Double Figure Rebs	-	-
Double-Doubles	-	-
5 + Assists	-	-
5 + Blocks	-	-
5 + Steals	-	-
Led Team in Pts	-	-
Led Team in Reb	-	-
20 + Points	-	-
30+ Points	-	-

NOTES

- Dropped in a career-best 16 points at Arkansas State
- Earned SEC Freshman of the Week Honors (Nov. 16)
- Back-to-back double figure performances to start her college career
- No. 72 overall recruit according to Blue Star at the time of her signing
- Led St. Thomas Aquinas to a state title during her senior season
- Named Broward County's 7A-6A Player of the Year in 2021
- Dropped 24 points in the state semifinal and 17 points in the state title game
- Named to Broward County First Team as a junior
- Led the Raiders to the state title game during her sophomore season as well

Opponent	Date	gs	min	Total		3-Pointers		Free throws		Rebounds				pf	a	t/o	blk	stl	pts	avg
				fg-fga	pct	3fg-fga	pct	ft-fia	pct	off	def	tot	avg							
TARLETON ST.	11/10/21		17	5-6	.833	2-2	1.000	0-2	.000	0	3	3	3.0	3	2	2	0	1	12	12.0
ARK.-PINE BLUFF	11/12/21	*	21	3-5	.600	2-3	.667	6-8	.750	1	2	3	3.0	2	4	3	0	1	14	13.0
at UConn	11/14/21		17	3-6	.500	0-1	.000	2-2	1.000	0	0	0	2.0	1	2	1	0	1	8	11.3
at Arkansas St.	11/19/21		23	6-11	.545	2-5	.400	2-3	.667	2	4	6	3.0	0	2	0	0	1	16	12.5
SMU	11/22/21		28	2-6	.333	1-2	.500	1-2	.500	1	2	3	3.0	1	2	1	0	3	6	11.2
SAM HOUSTON	11/27/21	*	21	4-5	.800	3-4	.750	1-2	.500	0	1	1	2.7	0	3	3	1	2	12	11.3
BELMONT	11/28/21	*	24	5-10	.500	3-5	.600	0-0	.000	0	1	1	2.4	1	3	1	0	1	13	11.6
at UCF	12/02/21	*	35	2-6	.333	1-5	.200	0-0	.000	0	3	3	2.5	2	1	0	1	0	5	10.8
CALIFORNIA	12/05/21	*	26	4-8	.500	1-2	.500	0-0	.000	1	1	2	2.4	2	2	2	0	0	9	10.6
JACKSON ST.	12/09/21	*	27	4-9	.444	3-5	.600	3-4	.750	1	1	2	2.4	1	4	4	0	4	14	10.9
Totals		6	239	38-72	.528	18-34	.529	15-23	.652	6	18	24	2.4	13	25	17	2	14	109	10.9

Games played: 10
Minutes/game: 23.9
Points/game: 10.9
FG Pct: 52.8
3FG Pct: 52.9
FT Pct: 65.2

Rebounds/game: 2.4
Assists/game: 2.5
Turnovers/game: 1.7
Assist/turnover ratio: 1.5
Steals/game: 1.4
Blocks/game: 0.2

CAREER STATISTICS			Total		3-Point		F-Throws		Rebounds				Scoring							
Season	gp-gs	min/avg	fg-fga	pct	fg-fga	pct	ft-fia	pct	off	def	tot	avg	pf	fo	ast	to	blk	stl	pts	avg
2021-22	10-6	239/23.9	38-72	.528	18-34	.529	15-23	.652	6	18	24	2.4	13	0	25	17	2	14	109	10.9
TOTAL	10-6	239/23.9	38-72	.528	18-34	.529	15-23	.652	6	18	24	2.4	13	0	25	17	2	14	109	10.9



3 Elauna Eaton | RFr. | 6-0 | G | Helena, Ark. (Nettleton HS)

SEASON HIGHS

Points	15	UAPB	11-12-21
FG Made	4	UAPB	11-12-21
FG Att.	12	UAPB	11-12-21
3FG Made	4	UAPB	11-12-21
3FG Att.	11	UAPB	11-12-21
FT Made	5	Tarleton	11-10-21
FT Att.	5	Tarleton	11-10-21
Off. Reb.	1	UAPB	11-12-21
Def. Reb.	6	UAPB	11-12-21
Rebounds	7	UAPB	11-12-21
Assists	1	UAPB	11-12-21
Blocks	N/A		
Steals	2	Ark. State	11-19-21
Minutes	21	UAPB	11-12-21

CAREER HIGHS
(Same as Season Highs)

SEASON | CAREER SUPERLATIVES

Stat	'21-'22	Career
Double Figure Pts	2	2
Double Figure Rebs	-	-
Double-Doubles	-	-
5 + Assists	-	-
5 + Blocks	-	-
5 + Steals	-	-
Led Team in Pts	1	1
Led Team in Reb	1	1
20 + Points	-	-
30+ Points	-	-

- NOTES
- Two straight double-figure games to start her Arkansas career.
 - Missed her freshman season with an ACL injury
 - Named the Arkansas Democrat-Gazette's Player of the Year following her final high school season
 - Earned a spot on the Naismith Trophy High School Girls Watch List
 - Named AAA 5A All-State in 2019, while earning AAA 6A All-State Honors in 2018
 - Rated as the No. 9 Guard, No. 41 Overall Player in the nation when she committed
 - Averaged 23.9 points per game and 7.9 rebounds per game during her senior season

Opponent	Date	gs	min	Total		3-Pointers		Free throws		Rebounds				pf	a	t/o	blk	stl	pts	avg
				fg-fga	pct	3fg-fga	pct	ft-fga	pct	off	def	tot	avg							
TARLETON ST.	11/10/21		16	2-4	.500	2-4	.500	5-5	1.000	0	2	2	2.0	2	0	1	0	1	11	11.0
ARK.-PINE BLUFF	11/12/21		21	4-12	.333	4-11	.364	3-4	.750	1	6	7	4.5	2	1	0	0	0	15	13.0
at UConn	11/14/21		16	1-2	.500	1-2	.500	0-0	.000	0	0	0	3.0	1	0	0	0	1	3	9.7
at Arkansas St.	11/19/21	*	16	2-6	.333	1-3	.333	0-0	.000	0	1	1	2.5	0	0	0	0	2	5	8.5
SMU	11/22/21		12	0-1	.000	0-1	.000	0-0	.000	0	0	0	2.0	1	0	0	0	0	0	6.8
SAM HOUSTON	11/27/21		15	0-3	.000	0-2	.000	0-0	.000	0	0	0	1.7	2	0	1	0	0	0	5.7
BELMONT	11/28/21		14	1-3	.333	1-2	.500	3-3	1.000	0	2	2	1.7	0	0	0	0	0	6	5.7
at UCF	12/02/21		10	1-4	.250	1-4	.250	0-0	.000	0	1	1	1.6	1	0	0	0	0	3	5.4
CALIFORNIA	12/05/21		12	0-2	.000	0-2	.000	2-2	1.000	0	1	1	1.6	2	0	0	0	0	2	5.0
JACKSON ST.	12/09/21		12	1-5	.200	1-5	.200	0-0	.000	0	2	2	1.6	1	1	0	0	0	3	4.8
Totals		1	144	12-42	.286	11-36	.306	13-14	.929	1	15	16	1.6	12	2	2	0	4	48	4.8

Games played: 10	Rebounds/game: 1.6
Minutes/game: 14.4	Assists/game: 0.2
Points/game: 4.8	Turnovers/game: 0.2
FG Pct: 28.6	Assist/turnover ratio: 1.0
3FG Pct: 30.6	Steals/game: 0.4
FT Pct: 92.9	

CAREER STATISTICS			Total		3-Point		F-Throws		Rebounds										Scoring	
Season	gp-gs	min/avg	fg-fga	pct	fg-fga	pct	ft-fga	pct	off	def	tot	avg	pf	fo	ast	to	blk	stl	pts	avg
2021-22	10-1	144/14.4	12-42	.286	11-36	.306	13-14	.929	1	15	16	1.6	12	0	2	2	0	4	48	4.8
TOTAL	10-1	144/14.4	12-42	.286	11-36	.306	13-14	.929	1	15	16	1.6	12	0	2	2	0	4	48	4.8



4 Erynn Barnum | R.Jr. | 6-2 | F | Little Rock, Ark. (Little Rock Central HS)

SEASON HIGHS

Points	18	SMU	11-22-21
FG Made	8	SMU	11-22-21
FG Att.	16	SMU	11-22-21
3FG Made	1	SMU	11-22-21*
3FG Att.	4	@ #2 UConn	11-14-21
FT Made	8	@ #2 UConn	11-14-21
FT Att.	10	@ #2 UConn	11-14-21
Off. Reb.	4	SMU	11-22-21*
Def. Reb.	5	Belmont	11-28-21*
Rebounds	9	SMU	11-22-21
Assists	4	Cal	12-5-21
Blocks	2	Ark. State	11-19-21*
Steals	4	Belmont	11-28-21*
Minutes	31	@ UCF	12-2-21

CAREER HIGHS

Points	18	SMU	11-22-21
FG Made	8	SMU	11-22-21
FG Att.	16	SMU	11-22-21
3FG Made	1	SMU	11-22-21*
3FG Att.	4	@ #2 UConn	11-14-21
FT Made	8	@ #2 UConn	11-14-21*
FT Att.	12	Oral Roberts	11-25-20
Off. Reb.	4	SMU	11-22-21*
Def. Reb.	8	ULM	12-3-20*
Rebounds	12	Tulsa	12-11-19
Assists	4	Cal	12-5-21
Blocks	4	Little Rock	12-21-19*
Steals	4	Belmont	11-28-21*
Minutes	31	@ UCF	12-2-21

Most Recent*

SEASON | CAREER SUPERLATIVES

Stat	'19-20	'20-21	'21-22	Career
Double Figure Pts	4	9	5	18
Double Figure Rebs	1	1	-	2
Double-Doubles	1	1	-	2
5 + Assists	-	-	-	-
5 + Blocks	-	-	-	-
5 + Steals	-	-	-	-
Led Team in Pts	1	-	3	4
Led Team in Reb	4	7	5	16
20 + Points	-	-	-	-

NOTES

- Was awesome against SMU, going for a career-best 18 points, and nine rebounds.
- Averaged 7.7 points, 4.6 rebounds, 0.4 assists, 0.8 steals, 16.2 minutes per game last season
- Nine games scoring in double figures, one game with double figure rebounds
- Went for 12 points against LSU on the road
- Scored 15 points in Arkansas' near loss at Georgia, hitting seven of her 10 shots
- Made all four of her shots at Texas A&M in a 10-point performance
- Added 13 more at South Carolina
- Notched her second career double-double against Arkansas-Pine Bluff
- Went for a career-high 17 points in the Hogs' win over Louisiana Monroe.

Opponent	Date	gs	min	Total		3-Pointers		Free throws		Rebounds				pf	a	t/o	blk	stl	pts	avg	
				fg-fga	pct	3fg-fga	pct	ft-fita	pct	off	def	tot	avg								
TARLETON ST.	11/10/21	*	20	3-7	.429	0-0	.000	6-8	.750	2	4	6	6.0	2	2	0	1	3	12	12.0	
ARK.-PINE BLUFF	11/12/21	*	18	6-8	.750	1-1	1.000	2-2	1.000	2	4	6	6.0	2	1	1	2	4	15	13.5	
at UConn	11/14/21	*	28	4-12	.333	0-4	.000	8-10	.800	4	4	8	6.7	0	2	1	1	0	16	14.3	
at Arkansas St.	11/19/21	*	19	2-6	.333	0-0	.000	1-2	.500	2	2	4	6.0	3	1	2	2	0	5	12.0	
SMU	11/22/21	*	30	8-16	.500	1-3	.333	1-4	.250	4	5	9	6.6	1	0	2	0	0	18	13.2	
SAM HOUSTON	11/27/21	*	14	2-7	.286	0-1	.000	2-2	1.000	1	2	3	6.0	2	0	1	0	1	6	12.0	
BELMONT	11/28/21	*	20	5-9	.556	0-0	.000	5-5	1.000	2	5	7	6.1	1	1	1	0	4	15	12.4	
at UCF	12/02/21	*	31	2-4	.500	0-0	.000	1-2	.500	2	4	6	6.1	2	2	4	0	1	5	11.5	
CALIFORNIA	12/05/21	*	21	1-4	.250	0-0	.000	7-9	.778	2	2	4	5.9	1	4	2	0	0	9	11.2	
Totals			9	201	33-73	.452	2-9	.222	33-44	.750	21	32	53	5.9	14	13	14	6	13	101	11.2

Games played: 9
Minutes/game: 22.3
Points/game: 11.2
FG Pct: 45.2
3FG Pct: 22.2
FT Pct: 75.0

Rebounds/game: 5.9
Assists/game: 1.4
Turnovers/game: 1.6
Assist/turnover ratio: 0.9
Steals/game: 1.4
Blocks/game: 0.7

CAREER STATISTICS

Season	gp-gs	min/avg	Total		3-Point		F-Throws		Rebounds				pf	fo	ast	to	blk	stl	Scoring	
			fg-fga	pct	fg-fga	pct	ft-fita	pct	off	def	tot	avg							pts	avg
2019-20	27-0	304/11.3	50-98	.510	3-7	.429	31-52	.596	31	76	107	4.0	26	0	5	11	28	15	134	5.0
2020-21	28-0	454/16.2	85-145	.586	1-7	.143	44-87	.506	34	94	128	4.6	56	0	11	30	23	21	215	7.7
2021-22	9-9	201/22.3	33-73	.452	2-9	.222	33-44	.750	21	32	53	5.9	14	0	13	14	6	13	101	11.2
TOTAL	64-9	959/15.0	168-316	.532	6-23	.261	108-183	.590	86	202	288	4.5	96	0	29	55	57	49	450	7.0



|| Rylee Langerman | So. | 5-9 | G | Norman, Okla. (Christian Heritage HS)

SEASON HIGHS

Points	8	Belmont	11-28-21*
FG Made	3	Belmont	11-28-21
FG Att.	4	Ark. State	11-19-21*
3FG Made	2	Belmont	11-28-21
3FG Att.	2	Belmont	11-28-21*
FT Made	4	Ark. State	11-19-21
FT Att.	5	Ark. State	11-19-21
Off. Reb.	2	Jackson State	12-9-21*
Def. Reb.	5	Ark. State	11-19-21
Rebounds	6	Jackson State	12-9-21*
Assists	3	Ark. State	11-19-21
Blocks	1	Sam Houston	11-27-21
Steals	3	Ark. State	11-19-21
Minutes	25	Ark. State	11-19-21

CAREER HIGHS

Points	8	Belmont	11-28-21*
FG Made	3	Belmont	11-28-21
FG Att.	7	UAPB	12-21-20
3FG Made	2	Belmont	11-28-21*
3FG Att.	5	UAPB	12-21-20
FT Made	4	Ark. State	11-19-21
FT Att.	5	Ark. State	11-19-21
Off. Reb.	2	Cal	12-5-21*
Def. Reb.	5	Ark. State	11-19-21
Rebounds	6	Jackson State	12-9-21*
Assists	4	UCA	12-13-20
Blocks	1	Sam Houston	11-27-21*
Steals	3	Ark. State	11-19-21
Minutes	25	Ark. State	11-19-21
Most Recent*			

SEASON | CAREER SUPERLATIVES

Stat	'20-21	'21-22	Career
Double Figure Pts	-	-	-
Double Figure Rebs	-	-	-
Double-Doubles	-	-	-
5 + Assists	-	-	-
5 + Blocks	-	-	-
5 + Steals	-	-	-
Led Team in Pts	-	-	-
Led Team in Reb	-	-	-
20 + Points	-	-	-
30+ Points	-	-	-

NOTES

- Was a swiss army knife against AState, going for eight points, six boards, three assists and three steals
- Showed flashes in limited action during her freshman season
- Averaged 1.2 points, 1.1 rebounds, 0.5 assists, 0.1 steals, 7.1 minutes per game
- Scored a career-high four points on the road at SMU
- Also had four against Louisiana Monroe
- Hit at least one three in four of her 13 appearances
- Pulled down four rebounds against both Oral Roberts and Central Arkansas
- Also had a career-high four assists against UCA.

Opponent	Date	gs	min	Total		3-Pointers		Free throws		Rebounds				pf	a	t/o	blk	stl	pts	avg
				fg-fga	pct	3fg-fga	pct	ft-fa	pct	off	def	tot	avg							
TARLETON ST.	11/10/21	12	12	1-2	.500	0-0	.000	0-0	.000	2	0	2	2.0	0	3	1	0	0	2	2.0
ARK-PINE BLUFF	11/12/21	14	14	2-4	.500	1-2	.500	0-1	.000	0	1	1	1.5	4	0	1	0	1	5	3.5
at UConn	11/14/21	6	6	0-0	.000	0-0	.000	0-0	.000	0	0	0	1.0	4	0	0	0	0	0	2.3
at Arkansas St.	11/19/21	25	25	2-4	.500	0-2	.000	4-5	.800	1	5	6	2.3	4	3	0	0	3	8	3.8
SMU	11/22/21	*	24	0-0	.000	0-0	.000	0-0	.000	0	4	4	2.6	3	0	1	0	0	0	3.0
SAM HOUSTON	11/27/21	16	14	1-4	.250	0-1	.000	2-2	1.000	0	2	2	2.5	1	1	1	1	1	4	3.2
BELMONT	11/28/21	13	3-3	1.000	2-2	1.000	0-0	.000	.000	1	1	2	2.4	1	0	2	0	0	8	3.9
at UCF	12/02/21	9	0-0	.000	0-0	.000	0-0	.000	.000	0	2	2	2.4	3	0	1	0	0	0	3.4
CALIFORNIA	12/05/21	15	1-1	1.000	1-1	1.000	0-0	.000	.000	2	1	3	2.4	2	0	1	0	1	3	3.3
JACKSON ST.	12/09/21	13	1-1	1.000	0-0	.000	0-0	.000	.000	2	4	6	2.8	2	2	3	0	1	2	3.2
Totals		1	147	11-19	.579	4-8	.500	6-9	.667	8	20	28	2.8	24	9	11	1	7	32	3.2

Games played: 10
Minutes/game: 14.7
Points/game: 3.2
FG Pct: 57.9
3FG Pct: 50.0
FT Pct: 66.7

Rebounds/game: 2.8
Assists/game: 0.9
Turnovers/game: 1.1
Assist/turnover ratio: 0.8
Steals/game: 0.7
Blocks/game: 0.1

CAREER STATISTICS

CAREER STATISTICS			Total		3-Point		F-Throws		Rebounds				Scoring							
Season	gp-gs	min/avg	fg-fga	pct	fg-fga	pct	ft-fa	pct	off	def	tot	avg	pf	fo	ast	to	blk	stl	pts	avg
2020-21	13-0	92/7.1	5-16	.313	4-10	.400	2-4	.500	2	12	14	1.1	10	0	7	9	1	1	16	1.2
2021-22	10-1	147/14.7	11-19	.579	4-8	.500	6-9	.667	8	20	28	2.8	24	0	9	11	1	7	32	3.2
TOTAL	23-1	239/10.4	16-35	.457	8-18	.444	8-13	.615	10	32	42	1.8	34	0	16	20	2	8	48	2.1



13 Sasha Goforth | So. | 6-1 | G | Fayetteville, Ark. (Fayetteville HS)

SEASON HIGHS

Points	19	Cal	12-5-21
FG Made	6	Cal	12-5-21*
FG Att.	17	@ #2 UConn	11-14-21
3FG Made	1	Jackson State	12-9-21*
3FG Att.	5	Jackson State	12-9-21
FT Made	6	Cal	12-5-21
FT Att.	10	SMU	11-22-21
Off. Reb.	5	SMU	11-22-21
Def. Reb.	8	Jackson State	12-9-21*
Rebounds	10	Jackson State	12-9-21
Assists	4	Sam Houston	11-27-21
Blocks	3	Sam Houston	11-27-21*
Steals	3	Cal	12-5-21
Minutes	38	Cal	12-5-21

CAREER HIGHS

Points	24	San Francisco	12-3-20
FG Made	8	Washington	1-26-21
FG Att.	17	@ #2 UConn	11-14-21
3FG Made	6	Washington	1-26-21
3FG Att.	8	Stanford	2-13-21
FT Made	9	@ Oregon	2-28-21
FT Att.	12	San Francisco	12-3-20
Off. Reb.	5	SMU	11-22-21
Def. Reb.	9	@ Utah	1-31-21
Rebounds	10	Jackson State	12-9-21*
Assists	7	Montana West.	11-28-20
Blocks	3	Sam Houston	11-27-21*
Steals	4	Utah	12-8-20
Minutes	38	Cal	12-5-21*

*Most Recent

NOTES

- Double-doubled against JSU, her first double-double at Arkansas
- Scored a season-best 19 points against Cal
- Started every game during her freshman season at Oregon State
- Earned PAC-12 All-Freshman Team Honors
- Averaged 11.6 points and 3.6 rebounds per game
- Dished 34 assists and shot 36 percent from beyond the three-point arc
- Had 19 blocked shots and 15 steals on the defensive side of the ball
- Had two 20+ point games
- Notched her first-career double-double against Utah

Opponent	Date	gs	min	Total		3-Pointers		Free throws		Rebounds				pf	a	t/o	blk	stl	pts	avg	
				fg-fga	pct	3fg-fga	pct	ft-fa	pct	off	def	tot	avg								
TARLETON ST.	11/10/21	*	23	3-8	.375	0-4	.000	2-4	.500	2	3	5	5.0	1	2	1	0	0	8	8.0	
ARK-PINE BLUFF	11/12/21	*	19	4-6	.667	1-2	.500	2-3	.667	1	3	4	4.5	3	3	1	3	0	11	9.5	
at UConn	11/14/21	*	31	6-17	.353	0-2	.000	5-5	1.000	3	2	5	4.7	1	1	2	1	0	17	12.0	
at Arkansas St.	11/19/21	*	15	3-6	.500	1-2	.500	1-2	.500	0	4	4	4.5	5	1	1	1	0	8	11.0	
SMU	11/22/21	*	33	3-12	.250	0-1	.000	2-10	.200	5	3	8	5.2	1	2	1	1	2	8	10.4	
SAM HOUSTON	11/27/21	*	24	3-10	.300	0-3	.000	1-1	1.000	2	4	6	5.3	0	4	1	3	1	7	9.8	
BELMONT	11/28/21	*	20	4-5	.800	1-2	.500	1-2	.500	0	2	2	4.9	0	1	1	2	0	10	9.9	
at UCF	12/02/21	*	28	5-11	.455	1-3	.333	0-0	.000	1	1	2	4.5	4	3	2	0	1	11	10.0	
CALIFORNIA	12/05/21	*	38	6-15	.400	1-4	.250	6-7	.857	1	3	4	4.4	1	0	2	2	3	19	11.0	
JACKSON ST.	12/09/21	*	27	4-15	.267	1-5	.200	2-5	.400	2	8	10	5.0	4	3	1	2	1	11	11.0	
Totals			10	258	41-105	.390	6-28	.214	22-39	.564	17	33	50	5.0	20	20	13	15	8	110	11.0

Games played: 10
Minutes/game: 25.8
Points/game: 11.0
FG Pct: 39.0
3FG Pct: 21.4
FT Pct: 56.4

Rebounds/game: 5.0
Assists/game: 2.0
Turnovers/game: 1.3
Assist/turnover ratio: 1.5
Steals/game: 0.8
Blocks/game: 1.5

SEASON | CAREER SUPERLATIVES

Stat	'20-21	'21-22	Career
Double Figure Pts	12	6	18
Double Figure Rebs	1	1	2
Double-Doubles	1	1	2
5 + Assists	1	-	1
5 + Blocks	-	-	-
5 + Steals	-	-	-
Led Team in Pts	3	-	3
Led Team in Reb	1	2	3
20 + Points	2	-	2

CAREER STATISTICS

Year	GP-GS	Min	Avg	FG	Total FGA	Pct	FG	3-Point FGA	Pct	FT	F-Throw FTA	Pct	Off	Rebounds Def	Tot	Avg	PF	Ast	TO	Blk	Stl	Pts	Avg
2020-21*	20-20	588	29.4	77	184	.418	24	67	.358	53	74	.716	6	66	72	3.6	46	34	50	19	15	231	11.6
Oregon State Stats*																							

Season	gp-gs	min/avg	fg-fga	pct	fg-fga	pct	ft-fa	pct	off	def	tot	avg	pf	fo	ast	to	blk	stl	pts	avg
2021-22	10-10	258/25.8	41-105	.390	6-28	.214	22-39	.564	17	33	50	5.0	20	1	20	13	15	8	110	11.0
TOTAL	10-10	258/25.8	41-105	.390	6-28	.214	22-39	.564	17	33	50	5.0	20	1	20	13	15	8	110	11.0



15 Ashlyn Sage | Fr. | 6-2 | G | Weatherford, Okla. (Weatherford HS)

SEASON HIGHS

Points	6	Tarleton	11-10-21
FG Made	2	Tarleton	11-10-21
FG Att.	3	UAPB	11-12-21
3FG Made	2	Tarleton	11-10-21
3FG Att.	3	UAPB	11-12-21
FT Made	N/A		
FT Att.	N/A		
Off. Reb.	1	Sam Houston	11-27-21*
Def. Reb.	2	UAPB	11-12-21
Rebounds	3	UAPB	11-12-21
Assists	1	UAPB	11-12-21
Blocks	N/A		
Steals	1	Tarleton	11-10-21
Minutes	9	Tarleton	11-10-21

CAREER HIGHS

(Same as Season Higs)

SEASON | CAREER SUPERLATIVES

Stat	'21-22	Career
Double Figure Pts	-	-
Double Figure Rebs	-	-
Double-Doubles	-	-
5 + Assists	-	-
5 + Blocks	-	-
5 + Steals	-	-
Led Team in Pts	-	-
Led Team in Reb	-	-
20 + Points	-	-

NOTES

- No. 84 overall recruit in Premier Basketball's 2021 rankings
- A three-time All-Conference selection
- VYPE Top 100 in both 2020 and 2019
- Tulsa World Top Players
- Was a state qualifier in 2020
- Led the state of Oklahoma in both three-point percentage and free throw percentage in 2020

Opponent	Date	gs	min	Total		3-Pointers		Free throws		Rebounds					pts	avg				
				fg-fga	pct	3fg-fga	pct	ft-fa	pct	off	def	tot	avo	pf			a	t/o	blk	stl
TARLETON ST.	11/10/21		9	2-2	1.000	2-2	1.000	0-0	.000	0	0	0	0.0	0	0	1	0	1	6	6.0
ARK.-PINE BLUFF	11/12/21		7	0-3	.000	0-3	.000	0-0	.000	1	2	3	1.5	1	1	0	0	0	0	3.0
at Arkansas St.	11/19/21		3	1-2	.500	1-2	.500	0-0	.000	1	0	1	1.3	0	0	1	0	0	3	3.0
SAM HOUSTON	11/27/21		4	0-0	.000	0-0	.000	0-0	.000	1	0	1	1.3	0	0	0	0	0	2	2.3
BELMONT	11/28/21		4	0-1	.000	0-1	.000	0-0	.000	0	0	0	1.0	0	0	0	0	0	1	1.8
CALIFORNIA	12/05/21		2	0-0	.000	0-0	.000	0-0	.000	0	0	0	0.8	0	0	0	0	0	1	1.5
Totals		0	29	3-8	.375	3-8	.375	0-0	.000	3	2	5	0.8	1	1	2	0	1	9	1.5

Games played: 6
Minutes/game: 4.8
Points/game: 1.5
FG Pct: 37.5
3FG Pct: 37.5

Rebounds/game: 0.8
Assists/game: 0.2
Turnovers/game: 0.3
Assist/turnover ratio: 0.5
Steals/game: 0.2

CAREER STATISTICS

SEASON STATISTICS			Total		3-Point		F-Throws		Rebounds											Scoring	
Season	gp-gs	min/avg	fg-fga	pct	fg-fga	pct	ft-fita	pct	off	def	tot	avg	pf	fo	ast	to	blk	stl	pts	avg	
2021-22	6-0	29/4.8	3-8	.375	3-8	.375	0-0	.000	3	2	5	0.8	1	0	1	2	0	1	9	1.5	
TOTAL	6-0	29/4.8	3-8	.375	3-8	.375	0-0	.000	3	2	5	0.8	1	0	1	2	0	1	9	1.5	



22 Avery Hughes | Jr. | 5-7 | G | Bentonville, Ark. (Bentonville HS)

SEASON HIGHS

Points	N/A		
FG Made	N/A		
FG Att.	2	UAPB	11-12-21
3FG Made	N/A		
3FG Att.	1	UAPB	11-12-21
FT Made	N/A		
FT Att.	N/A		
Off. Reb.	N/A		
Def. Reb.	1	Ark. State	11-19-21
Rebounds	1	Ark. State	11-19-21
Assists	1	Tarleton	11-10-21
Blocks	N/A		
Steals	N/A		
Minutes	7	UAPB	11-12-21

CAREER HIGHS

Points	6	UAPB	12-21-20*
FG Made	2	UAPB	12-21-20*
FG Att.	4	Tulsa	12-11-19
3FG Made	2	UAPB	12-21-20*
3FG Att.	3	Tulsa	12-11-19
FT Made	1	Stony Brook	11-17-19
FT Att.	1	Stony Brook	11-17-19
Off. Reb.	N/A		
Def. Reb.	1	Ark. State	11-19-21*
Rebounds	1	Ark. State	11-19-21*
Assists	2	UAPB	12-21-20*
Blocks	N/A		
Steals	1	ULM	12-3-20*
Minutes	10	UAPB	12-21-20*

*Most Recent

NOTES

- Dropped a career-best six points on UAPB, hitting two threes last season.
- Scored her first-career points against McNeese State last season.
- Finished her career as Bentonville's second leading scorer and set single game records for points (34) and free throws (20-for-22)
- Two-time all-conference and all-state selection leading Bentonville to the 2019 conference title and a state runner-up finish
- Honors include All-Arkansas Second-Team, All-Northwest Arkansas First-Team, Gatorade Player of the Week, two KURM Dream Team selections and team captain honors as a senior
- The first walk-on for Neighbors and his staff at Arkansas

Opponent	Date	gs	min	Total		3-Pointers		Free throws		Rebounds				pf	a	tlo	blk	stl	pts	avg
				fg-fga	pct	3fg-fga	pct	ft-fa	pct	off	def	tot	avg							
TARLETON ST.	11/10/21	3		0-1	.000	0-0	.000	0-0	.000	0	0	0	0.0	0	1	0	0	0	0	0.0
ARK-PINE BLUFF	11/12/21	7		0-2	.000	0-1	.000	0-0	.000	0	0	0	0.0	1	0	0	0	0	0	0.0
at Arkansas St.	11/19/21	2		0-0	.000	0-0	.000	0-0	.000	0	1	1	0.3	0	0	1	0	0	0	0.0
SAM HOUSTON	11/27/21	3		0-0	.000	0-0	.000	0-0	.000	0	0	0	0.3	0	0	1	0	0	0	0.0
BELMONT	11/28/21	3		0-0	.000	0-0	.000	0-0	.000	0	0	0	0.2	1	0	0	0	0	0	0.0
CALIFORNIA	12/05/21	2		0-0	.000	0-0	.000	0-0	.000	0	0	0	0.2	0	0	0	0	0	0	0.0
Totals		0	20	0-3	.000	0-1	.000	0-0	.000	0	1	1	0.2	2	1	2	0	0	0	0.0

Games played: 6
Minutes/game: 3.3
FG Pct: 0.0
3FG Pct: 0.0

Rebounds/game: 0.2
Assists/game: 0.2
Turnovers/game: 0.3
Assist/turnover ratio: 0.5

SEASON | CAREER SUPERLATIVES

Stat	'19-20	'20-21	'21-22	Career
Double Figure Pts	-	-	-	-
Double Figure Rebs	-	-	-	-
Double-Doubles	-	-	-	-
5 + Assists	-	-	-	-
5 + Blocks	-	-	-	-
5 + Steals	-	-	-	-
Led Team in Pts	-	-	-	-
Led Team in Reb	-	-	-	-
20 + Points	-	-	-	-

CAREER STATISTICS

Season	gp-gs	min/avg	Total		3-Point		F-Throws		Rebounds				pf	fo	ast	to	blk	stl	Scoring	
			fg-fga	pct	fg-fga	pct	ft-fa	pct	off	def	tot	avg							pts	avg
2019-20	14-0	51/3.6	8-16	.500	3-9	.333	1-1	1.000	0	0	0	0.0	8	0	2	8	0	0	20	1.4
2020-21	7-0	45/6.4	3-7	.429	3-6	.500	3-3	1.000	0	2	2	0.3	2	0	5	3	0	2	12	1.7
2021-22	6-0	20/3.3	0-3	.000	0-1	.000	0-0	.000	0	1	1	0.2	2	0	1	2	0	0	0	0.0
TOTAL	27-0	116/4.3	11-26	.423	6-16	.375	4-4	1.000	0	3	3	0.1	12	0	8	13	0	2	32	1.2



23 Amber Ramirez | RSr. | 5-9 | G | San Antonio, Texas (Wagner HS) | TCU

SEASON HIGHS

Points	20	@ #2 UConn	11-14-21
FG Made	8	@ #2 UConn	11-14-21
FG Att.	17	@ #2 UConn	11-14-21
3FG Made	4	Sam Houston	11-27-21
3FG Att.	11	UAPB	11-12-21
FT Made	6	Cal	12-5-21
FT Att.	6	Cal	12-5-21
Off. Reb.	1	Cal	12-5-21*
Def. Reb.	10	Cal	12-5-21
Rebounds	11	Cal	12-5-21*
Assists	3	Jackson State	12-9-21*
Blocks	1	Ark. State	11-19-21*
Steals	2	@ UCF	12-2-21*
Minutes	33	Cal	12-5-21

CAREER HIGHS

Points	35	Alabama	2-28-21
FG Made	12	Alabama	2-28-21
FG Att.	20	Tennessee	2-20-20
3FG Made	11	SE Louisiana	12-10-17
3FG Att.	17	SE Louisiana	12-10-17
FT Made	9	Oklahoma	3-3-18
FT Att.	10	Oklahoma	3-3-18
Off. Reb.	2	Auburn	1-31-21
Def. Reb.	10	Cal	12-5-21
Rebounds	11	Cal	12-5-21
Assists	7	at Kentucky	2-15-18
Blocks	3	@ No. 4 SC	1-18-21
Steals	5	UT Martin	12-29-19
Minutes	45	@ Missouri	2-2-20

*Most Recent

NOTES

- Pulled down a career-best 11 rebounds against Cal
- Registered the 16th 20 point game of her career against UConn
- Went off for a career-high 35 against Alabama
- Had 22 against No. 3 UConn and made five treys
- Scored a season-high 23 points against No. 4 Baylor
- Named College Sports Madness National Player of the Week (Dec. 7, 2020)
- Bounced back against Wake Forest after her 2020-21 debut, going for 22 points
- Scored a season-high 29 points against Tennessee in 2019-20
- Went wire-to-wire at Mizzou, playing all 45 minutes against the Tigers
- Was a perfect 6-6 against Vanderbilt
- Matched her season-high in threes-made against Auburn, going for seven

				Total		3-Pointers		Free throws		Rebounds											
Opponent	Date	gs	min	fg-fga	pct	3fg-fga	pct	ft-fla	pct	off	def	tot	avg	pf	a	t/o	blk	stl	pts	avg	
TARLETON ST.	11/10/21	*	23	0-4	.000	0-3	.000	0-0	.000	1	3	4	4.0	0	2	0	0	0	0	0.0	
ARK.-PINE BLUFF	11/12/21	*	18	4-12	.333	3-11	.273	0-0	.000	0	4	4	4.0	0	3	0	0	0	11	5.5	
at UConn	11/14/21	*	29	8-17	.471	3-6	.500	1-2	.500	0	2	2	3.3	2	2	0	1	0	20	10.3	
at Arkansas St.	11/19/21	*	30	5-11	.455	2-6	.333	1-2	.500	0	3	3	3.3	1	0	1	1	0	13	11.0	
SMU	11/22/21	*	30	4-12	.333	2-8	.250	1-2	.500	0	2	2	3.0	3	2	0	0	1	11	11.0	
SAM HOUSTON	11/27/21	*	26	5-7	.714	4-5	.800	3-3	1.000	0	4	4	3.2	2	1	2	0	2	17	12.0	
BELMONT	11/28/21	*	26	2-4	.500	1-1	1.000	2-2	1.000	0	3	3	3.1	1	3	2	0	1	7	11.3	
at UCF	12/02/21	*	29	1-10	.100	1-8	.125	0-0	.000	0	2	2	3.0	3	3	0	0	2	3	10.3	
CALIFORNIA	12/05/21	*	33	0-5	.000	0-1	.000	6-6	1.000	1	10	11	3.9	0	3	1	0	1	6	9.8	
JACKSON ST.	12/09/21	*	38	4-8	.500	1-4	.250	0-0	.000	0	0	0	3.5	1	3	3	0	0	9	9.7	
Totals			10	282	33-90	.367	17-53	.321	14-17	.824	2	33	35	3.5	13	22	9	2	7	97	9.7

Games played: 10
Minutes/game: 28.2
Points/game: 9.7
FG Pct: 36.7
3FG Pct: 32.1
FT Pct: 82.4

Rebounds/game: 3.5
Assists/game: 2.2
Turnovers/game: 0.9
Assist/turnover ratio: 2.4
Steals/game: 0.7
Blocks/game: 0.2

SEASON | CAREER SUPERLATIVES

Stat	'16-17	'17-18	'19-20	'20-21	'21-22	Career
Double Figure Pts	7	18	21	21	5	72
Double Figure Rebs	-	-	-	-	1	1
Double-Doubles	-	-	-	-	-	-
5+ Assists	2	7	2	1	-	12
5+ Blocks	-	-	-	-	-	-
5+ Steals	-	-	1	-	-	1
Led Ark in Pts	-	-	6	6	2	14
Led Ark in Reb	-	-	2	-	1	3
20+ Points	-	3	7	5	1	16
30+ Points	-	1	-	1	-	2

CAREER STATISTICS

Year	GP-GS	Min	Avg	FG	Total FGA	Pct	FG	3-Point FGA	Pct	FT	FTA	Pct	Off	Rebounds Def	Tot	Avg	PF	FO	Ast	TO	Blk	Stl	Pts	Avg	
2016-17	*23-5	559	24.3	67	196	.342	39	106	.368	17	20	.850	1	45	46	2.0	35	0	32	27	11	15	190	8.3	
2017-18	*36-23	896	24.9	131	311	.421	65	166	.392	48	56	.857	5	63	68	1.9	21		103	57	4	30	375	10.4	
TCU Stats*																									
Season	gp-gs	min/avg			fg-fga	pct			fg-fga	pct		ft-fa	pct	off	def	tot	avg	pf	fo	ast	to	blk	stl	pts	avg
2019-20	32-32	1045/32.7			164-371	.442			106-237	.447		36-39	.923	8	93	101	3.2	27	0	60	31	10	36	470	14.7
2020-21	27-27	867/32.1			123-286	.430			77-177	.435		42-52	.808	6	72	78	2.9	38	0	41	33	5	30	365	13.5
2021-22	10-10	282/28.2			33-90	.367			17-53	.321		14-17	.824	2	33	35	3.5	13	0	22	9	2	7	97	9.7
TOTAL	69-69	2194/31.8			320-747	.428			200-467	.428		92-108	.852	16	198	214	3.1	78	0	123	73	17	73	932	13.5



24 Jersey Wolfenbarger | Fr. | 6-5 | G/F | Fort Smith, Ark. (Northside HS)

SEASON HIGHS

Points	16	Sam Houston	11-27-21
FG Made	5	Sam Houston	11-27-21
FG Att.	11	Jackson State	12-9-21
3FG Made	3	Sam Houston	11-27-21
3FG Att.	6	Jackson State	12-9-21
FT Made	3	Belmont	11-28-21*
FT Att.	6	Sam Houston	11-27-21
Off. Reb.	4	UAPB	11-12-21
Def. Reb.	5	Tarleton	11-10-21
Rebounds	6	UAPB	11-12-21
Assists	3	Belmont	11-28-21
Blocks	1	@ #2 UConn	11-14-21*
Steals	1	Belmont	11-28-21*
Minutes	27	Jackson State	12-9-21

CAREER HIGHS

(Same as Season Highs)

SEASON | CAREER SUPERLATIVES

Stat	'21-22	Career
Double Figure Pts	3	3
Double Figure Rebs	-	-
Double-Doubles	-	-
5 + Assists	-	-
5 + Blocks	-	-
5 + Steals	-	-
Led Team in Pts	-	-
Led Team in Reb	-	-
20 + Points	-	-

NOTES

- Scored a career-best 16 points against Sam Houston
- FIBA U19 Gold Medalist
- No. 7 overall recruit, and No. 1 wing player in the ESPN HoopGurlz 2021 recruiting rankings at the time of her signing
- Consensus five-star player out of Northside High School
- Arkansas' first McDonald's All-American signee since 2016
- One of five finalists for the Jersey Mike's Naismith High School Player of the Year Award
- Arkansas' Gatorade Player of the year in 2020 and 2021
- Won two state titles during her four year high school career
- Hit a buzzer beater to win the 2019 6A State Championship sophomore season

Opponent	Date	gs	min	Total		3-Pointers		Free throws		Rebounds				pf	a	t/o	blk	stl	pts	avg	
				fg-fga	pct	3fg-fga	pct	ft-fga	pct	off	def	tot	avg								
TARLETON ST.	11/10/21	*	22	4-10	.400	1-5	.200	1-4	.250	0	5	5	5.0	4	0	1	1	1	10	10.0	
ARK.-PINE BLUFF	11/12/21		21	2-6	.333	1-2	.500	2-4	.500	4	2	6	5.5	3	1	2	1	1	7	8.5	
at UConn	11/14/21		15	0-1	.000	0-1	.000	0-0	.000	0	4	4	5.0	2	0	1	1	1	0	5.7	
SMU	11/22/21		6	1-3	.333	0-0	.000	0-0	.000	1	0	1	4.0	1	0	2	0	1	2	4.8	
SAM HOUSTON	11/27/21		17	5-8	.625	3-4	.750	3-6	.500	2	1	3	3.8	3	0	1	0	0	16	7.0	
BELMONT	11/28/21		17	3-7	.429	1-2	.500	3-4	.750	1	3	4	3.8	0	3	0	0	1	10	7.5	
at UCF	12/02/21		16	2-5	.400	1-3	.333	1-2	.500	2	1	3	3.7	3	1	3	0	0	6	7.3	
CALIFORNIA	12/05/21		12	1-3	.333	0-0	.000	0-0	.000	0	1	1	3.4	5	0	2	0	0	2	6.6	
JACKSON ST.	12/09/21	*	27	3-11	.273	1-6	.167	0-2	.000	0	4	4	3.4	3	0	0	0	0	7	6.7	
Totals			2	153	21-54	.389	8-23	.348	10-22	.455	10	21	31	3.4	24	5	12	3	5	60	6.7

Games played: 9
Minutes/game: 17.0
Points/game: 6.7
FG Pct: 38.9
3FG Pct: 34.8
FT Pct: 45.5

Rebounds/game: 3.4
Assists/game: 0.6
Turnovers/game: 1.3
Assist/turnover ratio: 0.4
Steals/game: 0.6
Blocks/game: 0.3

CAREER STATISTICS

Season	gp-gs	min/avg	Total		3-Point		F-Throws		Rebounds				Scoring					
			fg-fga	pct	fg-fga	pct	ft-fga	pct	off	def	tot	avg	pf	fo	ast	to	blk	stl
2021-22	9-2	153/17.0	21-54	.389	8-23	.348	10-22	.455	10	21	31	3.4	24	1	5	12	3	5
TOTAL	9-2	153/17.0	21-54	.389	8-23	.348	10-22	.455	10	21	31	3.4	24	1	5	12	3	5



25 Destinee Oberg | Jr. | 6-3 | C | Burnsville, Minn. (John F. Kennedy HS)

SEASON HIGHS

Points	4	Jackson State	12-9-21
FG Made	2	Jackson State	12-9-21
FG Att.	3	Jackson State	12-9-21
3FG Made	N/A		
3FG Att.	N/A		
FT Made	N/A		
FT Att.	2	UAPB	11-12-21
Off. Reb.	2	Sam Houston	11-27-21
Def. Reb.	3	Tarleton	11-10-21
Rebounds	3	Tarleton	11-10-21
Assists	2	Jackson State	12-9-21
Blocks	1	Jackson State	12-9-21*
Steals	N/A		
Minutes	19	Jackson State	12-9-21

CAREER HIGHS

Points	4	Jackson State	12-9-21*
FG Made	2	Jackson State	12-9-21*
FG Att.	3	Jackson State	12-9-21*
3FG Made	N/A		
3FG Att.	N/A		
FT Made	2	@ Ole Miss	2-16-20
FT Att.	2	Maryland	11-29-20*
Off. Reb.	3	ULM	12-3-20
Def. Reb.	3	Tarleton	11-10-21*
Rebounds	6	ULM	12-3-20
Assists	2	Jackson State	12-9-21*
Blocks	1	Ark. State	11-19-21*
Steals	1	Maryland	11-29-20
Minutes	19	Jackson State	12-9-21*

Most Recent*

SEASON | CAREER SUPERLATIVES

Stat	'19-20	'20-21	'21-22	Career
Double Figure Pts	-	-	-	-
Double Figure Rebs	-	-	-	-
Double-Doubles	-	-	-	-
5 + Assists	-	-	-	-
5 + Blocks	-	-	-	-
5 + Steals	-	-	-	-
Led Team in Pts	-	-	-	-
Led Team in Reb	-	-	-	-
20 + Points	-	-	-	-

NOTES

- Matched her career-high against JSU, scoring four points during a career-high 19 minutes
- Scored her first four collegiate points against Vanderbilt
- Made her collegiate debut against UT Martin, recording a block in her four minutes played
- Despite missing her junior season with injury, Prospects Nation rated Oberg as a 4.5-star prospect, the No. 6 post player and No. 38 overall recruit in the nation for the 2019 class
- As a sophomore, Oberg and the Academy of Holy Angels played to a third-place finish at the state tournament
- She averaged 16.6 points, 9.9 rebounds, 2.5 assists and 2.1 steals per game that season


				Total		3-Pointers		Free throws		Rebounds										
Opponent	Date	gs	min	fg-fga	pct	3fg-fga	pct	ft-fa	pct	off	def	tot	avg	pf	a	t/o	blk	stl	pts	avg
TARLETON ST.	11/10/21	7	0-0	.000	0-0	.000	0-0	.000	0	3	3	3.0	1	0	0	0	0	0	0	0.0
ARK.-PINE BLUFF	11/12/21	6	0-1	.000	0-0	.000	0-2	.000	0	0	0	1.5	1	0	0	0	0	0	0	0.0
at Arkansas St.	11/19/21	6	0-0	.000	0-0	.000	0-0	.000	0	2	2	1.7	3	0	0	1	0	0	0	0.0
SAM HOUSTON	11/27/21	4	0-2	.000	0-0	.000	0-0	.000	2	0	2	1.8	1	2	0	0	0	0	0	0.0
BELMONT	11/28/21	4	1-2	.500	0-0	.000	0-0	.000	0	0	0	1.4	0	0	0	1	0	2	4	0.0
CALIFORNIA	12/05/21	2	0-0	.000	0-0	.000	0-0	.000	0	0	0	1.2	0	0	0	0	0	0	0	0.3
JACKSON ST.	12/09/21	19	2-3	.667	0-0	.000	0-0	.000	1	1	2	1.3	2	2	1	1	0	4	0.9	0.0
Totals		0	48	3-8	.375	0-0	.000	0-2	.000	3	6	9	1.3	8	4	1	3	0	6	0.0

Games played: 7
Minutes/game: 6.9
Points/game: 0.9
FG Pct: 37.5
FT Pct: 0.0

Rebounds/game: 1.3
Assists/game: 0.6
Turnovers/game: 0.1
Assist/turnover ratio: 4.0
Blocks/game: 0.4

CAREER STATISTICS

CAREER STATISTICS			Total		3-Point		F-Throws		Rebounds										Scoring	
Season	gp-gs	min/avg	fg-fga	pct	fg-fga	pct	ft-fa	pct	off	def	tot	avg	pf	fo	ast	to	blk	stl	pts	avg
2019-20	8-0	28/3.5	3-6	.500	0-0	.000	2-2	1.000	1	4	5	0.6	3	0	0	3	1	0	8	1.0
2020-21	12-0	71/5.9	4-9	.444	0-0	.000	1-4	.250	5	10	15	1.3	8	0	8	11	1	1	9	0.8
2021-22	7-0	48/6.9	3-8	.375	0-0	.000	0-2	.000	3	6	9	1.3	8	0	4	1	3	0	6	0.9
TOTAL	27-0	147/5.4	10-23	.435	0-0	.000	3-8	.375	9	20	29	1.1	19	0	12	15	5	1	23	0.9



30 Maryam Dauda | Fr. | 6-4 | F | Bentonville, Ark. (Bentonville HS)

SEASON HIGHS

Points	N/A
FG Made	N/A
FG Att.	N/A
3FG Made	N/A
3FG Att.	N/A
FT Made	N/A
FT Att.	N/A
Off. Reb.	N/A
Def. Reb.	N/A
Rebounds	N/A
Assists	N/A
Blocks	N/A
Steals	N/A
Minutes	N/A

NOTES

- The 13th ranked player and top ranked post player in the ESPN HoopGurlz 2021 recruiting rankings at the time of her signing
- Consensus five star recruit out of Bentonville High School
- McDonald's All-American in 2021
- Naismith High School Player of the Year Semifinalist following her senior season
- Four-time All-Conference selection and three-time All-State selection
- Leading scorer, rebounder, and shot blocker in the history of Bentonville High School

CAREER HIGHS

(Same as Season Highs)

SEASON | CAREER SUPERLATIVES

Stat	'21-22	Career
Double Figure Pts	-	-
Double Figure Rebs	-	-
Double-Doubles	-	-
5 + Assists	-	-
5 + Blocks	-	-
5 + Steals	-	-
Led Team in Pts	-	-
Led Team in Reb	-	-
20 + Points	-	-

CAREER STATISTICS



43 Makayla Daniels | Jr. | 5-8 | G | Frederick, Md. (Frederick HS)

SEASON HIGHS

Points	32	Cal	12-5-21
FG Made	11	Cal	12-5-21
FG Att.	15	Cal	12-5-21
3FG Made	4	Cal	12-5-21*
3FG Att.	8	@ UCF	12-2-21
FT Made	6	Cal	12-5-21
FT Att.	6	Jackson State	12-9-21*
Off. Reb.	4	Jackson State	12-9-21*
Def. Reb.	7	SMU	11-22-21
Rebounds	8	Jackson State	12-9-21*
Assists	6	Sam Houston	11-27-21
Blocks	1	Tarleton	11-10-21
Steals	3	@ UCF	12-2-21*
Minutes	37	Jackson State	12-9-21*

CAREER HIGHS

Points	32	Cal	12-5-21
FG Made	11	Cal	12-5-21
FG Att.	15	Cal	12-5-21*
3FG Made	6	Oral Roberts	11-14-19
3FG Att.	9	@ Tennessee	1-7-21
FT Made	8	Belmont	11-20-19
FT Att.	10	Belmont	11-20-19
Off. Reb.	4	Jackson State	12-9-21*
Def. Reb.	9	Alabama	2-28-21
Rebounds	9	Alabama	2-28-21
Assists	7	@ SMU	12-9-20
Blocks	1	Tarleton	11-10-21*
Steals	5	Kansas State	12-7-19
Minutes	39	No. 8 TAMU	1-10-21

*Most Recent

NOTES

- Lit up Cal, scoring a career-best 32 points
- Stuffed the stat sheet against AState, going for 22 points, eight boards and five assists
- Recached double figures in her NCAA Tournament debut, going for 11 points
- Nearly double-doubled against Alabama, going for 15 points and nine rebounds
- Scored 21 against No. 12 Maryland, her first 20+ point game of the season
- Dished a career-best six assists against UT Martin in 2019-20
- Had a career-high five steals against Kansas State in 2019-20
- Dropped 21 against Belmont in 2019-20
- Named SEC Freshman of the Week after standout performances against ORU and SB (11/19)

				Total		3-Pointers		Free throws		Rebounds											
Opponent	Date	gs	min	fg-fga	pct	3fg-fga	pct	ft-fa	pct	off	def	tot	avg	pf	a	t/o	blk	stl	pts	avg	
TARLETON ST.	11/10/21	*	21	5-11	.455	1-4	.250	4-5	.800	3	3	6	6.0	1	1	2	1	2	15	15.0	
ARK.-PINE BLUFF	11/12/21	*	21	2-6	.333	0-4	.000	1-1	1.000	2	3	5	5.5	3	4	0	0	2	5	10.0	
at UConn	11/14/21	*	28	2-11	.182	1-5	.200	0-1	.000	2	4	6	5.7	4	3	2	0	0	5	8.3	
at Arkansas St.	11/19/21	*	30	8-13	.615	2-5	.400	4-5	.800	4	4	8	6.3	1	5	4	0	1	22	11.8	
SMU	11/22/21	*	23	6-10	.600	0-3	.000	4-5	.800	0	7	7	6.4	4	2	0	0	1	16	12.6	
SAM HOUSTON	11/27/21	*	29	4-8	.500	0-3	.000	3-4	.750	1	4	5	6.2	2	6	1	0	3	11	12.3	
BELMONT	11/28/21	*	25	1-5	.200	0-2	.000	1-2	.500	1	2	3	5.7	2	5	1	0	3	3	11.0	
at UCF	12/02/21	*	37	5-10	.500	4-8	.500	4-4	1.000	2	4	6	5.8	4	1	0	0	3	18	11.9	
CALIFORNIA	12/05/21	*	32	11-15	.733	4-6	.667	6-6	1.000	1	2	3	5.4	2	0	3	0	1	32	14.1	
JACKSON ST.	12/09/21	*	37	5-13	.385	1-4	.250	5-6	.833	4	4	8	5.7	2	3	0	0	1	16	14.3	
Totals			10	283	49-102	.480	13-44	.295	32-39	.821	20	37	57	5.7	25	30	13	1	17	143	14.3

Games played: 10
Minutes/game: 28.3
Points/game: 14.3
FG Pct: 48.0
3FG Pct: 29.5
FT Pct: 82.1

Rebounds/game: 5.7
Assists/game: 3.0
Turnovers/game: 1.3
Assist/turnover ratio: 2.3
Steals/game: 1.7
Blocks/game: 0.1

SEASON | CAREER SUPERLATIVES

Stat	'19-20	'20-21	'21-22	Career
Double Figure Pts	10	18	7	35
Double Figure Rebs	-	-	-	-
Double-Doubles	-	-	-	-
5 + Assists	3	2	3	8
5 + Blocks	-	-	-	-
5 + Steals	1	-	-	1
Led Team in Pts	3	1	5	9
Led Team in Reb	-	1	3	4
20 + Points	2	1	2	5
30+ Points	-	-	1	1

CAREER STATISTICS

CAREER STATISTICS			Total		3-Point		F-Throws		Rebounds										Scoring	
Season	gp-gs	min/avg	fg-fga	pct	fg-fga	pct	ft-fa	pct	off	def	tot	avg	pf	fo	ast	to	blk	stl	pts	avg
2019-20	32-32	716/22.4	107-216	.495	25-56	.446	60-77	.779	7	48	55	1.7	67	1	77	44	2	45	299	9.3
2020-21	28-28	802/28.6	101-256	.395	44-120	.367	78-97	.804	9	74	83	3.0	75	2	61	43	4	41	324	11.6
2021-22	10-10	283/28.3	49-102	.480	13-44	.295	32-39	.821	20	37	57	5.7	25	0	30	13	1	17	143	14.3
TOTAL	70-70	1801/25.7	257-574	.448	82-220	.373	170-213	.798	36	159	195	2.8	167	3	168	100	7	103	766	10.9



55 Emrie Ellis | Fr. | 6-3 | F | Vanoss, Okla. | Vanoss HS

SEASON HIGHS

Points	8	Sam Houston	11-27-21
FG Made	3	Belmont	11-28-21*
FG Att.	7	Belmont	11-28-21
3FG Made	1	Belmont	11-28-21*
3FG Att.	3	Belmont	11-28-21*
FT Made	1	Sam Houston	11-27-21
FT Att.	2	Cal	12-5-21*
Off. Reb.	2	Cal	12-5-21*
Def. Reb.	4	Ark. State	11-19-21*
Rebounds	5	Ark. State	11-19-21*
Assists	1	Belmont	11-28-21*
Blocks	5	UAPB	11-12-21
Steals	N/A		
Minutes	17	Belmont	11-28-21

CAREER HIGHS

(Same as Season Highs)

SEASON | CAREER SUPERLATIVES

Stat	'21-22	Career
Double Figure Pts	-	-
Double Figure Rebs	-	-
Double-Doubles	-	-
5 + Assists	-	-
5 + Blocks	1	1
5 + Steals	-	-
Led Team in Pts	-	-
Led Team in Reb	-	-
20 + Points	-	-

NOTES

- Blocked five shots against UAPB, the most by a freshman Hog since 2014
- No. 48 overall recruit in ASGR's 2021 recruiting rankings
- Named Ada News All-Area Co-Player of the Year in 2021 after leading Vanoss High School to the Class A State Final
- VYPE Top 100 in all four of her high school seasons
- Four-time Pontotoc County All-Conference
- Led the state of Oklahoma in rebounds & blocks in 2018

Opponent	Date	gs	min	Total		3-Pointers		Free throws		Rebounds				pf	a	t/o	blk	stl	pts	avg
				fg-fga	pct	3fg-fga	pct	ft-fa	pct	off	def	tot	avg							
TARLETON ST.	11/10/21	15	2-2	1.000	0-0	.000	0-0	.000	1	1	2	2.0	3	0	1	2	0	4	4.0	
ARK.-PINE BLUFF	11/12/21	16	3-6	.500	0-1	.000	0-0	.000	2	3	5	3.5	0	1	1	5	0	6	5.0	
at UConn	11/14/21	13	3-5	.600	0-1	.000	0-0	.000	0	4	4	3.7	3	0	2	0	0	6	5.3	
at Arkansas St.	11/19/21	15	2-4	.500	0-2	.000	0-0	.000	1	4	5	4.0	4	0	1	4	0	4	5.0	
SMU	11/22/21	11	1-4	.250	0-2	.000	1-2	.500	0	1	1	3.4	2	1	1	0	0	3	4.6	
SAM HOUSTON	11/27/21	15	3-6	.500	1-3	.333	1-2	.500	2	2	4	3.5	3	1	3	1	0	8	5.2	
BELMONT	11/28/21	17	3-7	.429	1-3	.333	0-0	.000	0	1	1	3.1	1	1	1	2	0	7	5.4	
at UCF	12/02/21	5	0-0	.000	0-0	.000	0-0	.000	0	0	0	2.8	1	0	1	0	0	0	4.8	
CALIFORNIA	12/05/21	5	0-1	.000	0-1	.000	2-2	1.000	0	0	0	2.4	2	0	1	0	0	2	4.4	
Totals		0	112	17-35	.486	2-13	.154	4-6	.667	6	16	22	2.4	19	4	12	14	0	40	4.4

Games played: 9
Minutes/game: 12.4
Points/game: 4.4
FG Pct: 48.6
3FG Pct: 15.4
FT Pct: 66.7

Rebounds/game: 2.4
Assists/game: 0.4
Turnovers/game: 1.3
Assist/turnover ratio: 0.3
Blocks/game: 1.6

CAREER STATISTICS

Season	gp-gs	min/avg	Total fg-fga	pct	3-Point fg-fga	pct	F-Throws ft-fa	pct	Rebounds off	def	tot	avg	pf	fo	ast	to	blk	stl	Scoring pts	avg
2021-22	9-0	112/12.4	17-35	.486	2-13	.154	4-6	.667	6	16	22	2.4	19	0	4	12	14	0	40	4.4
TOTAL	9-0	112/12.4	17-35	.486	2-13	.154	4-6	.667	6	16	22	2.4	19	0	4	12	14	0	40	4.4




Samara Spencer
Fr | 5-7 | G
Fort Lauderdale, Fla.



Elauna Eaton
RFr | 6-0 | G
Helena, Ark.



Erynn Barnum
RJr | 6-2 | F
Little Rock, Ark.



Rylee Langerman
So | 5-9 | G
Norman, Okla.



Sasha Goforth
So | 6-1 | G
Fayetteville, Ark.



Ashlyn Sage
Fr | 6-2 | G
Weatherford, Okla.



Avery Hughes
Jr | 5-7 | G
Bentonville, Ark.



Amber Ramirez
RSr* | 5-9 | G
San Antonio, Texas



Jersey Wolfenbarger
Fr | 6-5 | G/F
Fort Smith, Ark.



Destinee Oberg
Jr | 6-3 | C
Burnsville, Minn.



Maryam Dauda
Fr | 6-4 | F
Bentonville, Ark.



Makayla Daniels
Jr | 5-8 | G
Frederick, Md.



Emrie Ellis
Fr | 6-3 | F
Vanoss, Okla.



Mike Neighbors
Head Coach
Fifth Season



Todd Schaefer
Associate Head Coach
Fifth Season



Pauline Love
Assistant Coach
Fifth Season



Lacey Goldwire
Assistant Coach
Third Season



Amber Shirey
Director of Operations



C'eira Ricketts
Director of SA Development



Jeff Brazil
Special Assistant to the HC &
Director of Video



Simone Rush
Athletic Trainer

Official Basketball Box Score -- Game Totals -- Final Statistics
Tarleton St. vs Arkansas
11/10/21 7:00 pm at Fayetteville, AR

Tarleton St. 33 • 0-1,0-0 WAC

#	Player	Total			3-Ptr			Rebounds			PF	TP	A	TO	Blk	Stl	Min
		FG-FGA	FG-FGA	FT-FTA	FG-FGA	FG-FGA	FT-FTA	Off	Def	Tot							
01	Lucy Benson	f	0-1	0-0	0-0	0-0	0-0	2	1	3	4	0	1	1	0	0	15
00	Malaya Kendrick	g	3-11	0-0	0-0	0	0	10	10	3	3	6	0	1	0	1	28
02	Iyana Dorsey	g	1-8	1-5	2-2	0	0	1	1	4	5	0	1	0	1	0	16
23	Jurnee President	g	0-5	0-3	0-0	1	0	1	1	0	1	0	1	1	1	1	24
25	Seynabou Thiam	*	3-5	0-0	0-0	0	0	1	1	0	6	1	2	4	1	1	17
03	Crystal Smith	g	0-0	0-0	0-0	0	0	0	0	0	0	0	0	1	1	3	
04	Emily Cunningham	g	0-0	0-0	0-0	0	0	1	1	1	0	0	2	0	0	6	
05	Kaitlyn Guillory	g	0-0	0-0	0-0	0	0	0	0	0	0	0	0	0	0	4	
11	Mason Jones	g	0-0	0-0	0-0	0	0	0	0	1	0	0	1	4	0	0	7
12	Jenna Dick	g	0-1	0-1	0-0	0	0	2	2	0	0	0	0	0	0	22	
21	Nya Mitchels	g	1-2	0-0	1-4	0	0	2	2	1	3	0	4	1	1	0	12
22	Tyler Jackson	g	2-6	1-4	3-4	0	0	1	1	3	8	0	1	0	0	16	
31	Emilia Axelsson	g	0-2	0-1	1-2	0	0	0	0	1	1	0	1	0	0	9	
33	Marissa Escamilla	g	1-8	0-1	2-4	1	1	2	5	4	0	2	0	0	0	19	
41	Hannah Matthews	g	0-0	0-0	0-0	0	0	0	0	0	0	0	0	0	0	2	
Team								3	4	7			2				
Totals			11-49	2-15	9-16			7	24	31	24	33	3	23	6	5	200
1st - FG %:		4-16	25.0%	2nd: 3-10	30.0%	3rd: 0-12	0.0%	4th: 4-11	36.4%	Game: 11-49	22.4%	Deadball					
3FG %:		0-3	0.0%	1-2	50.0%	0-5	0.0%	1-5	20.0%	2-15	13.3%	Rebounds					
FT %:		0-0	0.0%	1-4	25.0%	5-8	62.5%	3-4	75.0%	9-16	56.3%	5					

Arkansas 85 • 1-0,0-0 SEC

#	Player	Total			3-Ptr			Rebounds			PF	TP	A	TO	Blk	Stl	Min
		FG-FGA	FG-FGA	FT-FTA	FG-FGA	FG-FGA	FT-FTA	Off	Def	Tot							
04	Erynn Barnum	f	3-7	0-0	6-8	2	4	6	2	12	2	0	1	1	2	3	20
13	Sasha Goforth	g	3-8	0-4	2-4	2	3	5	1	8	2	0	1	0	0	23	
23	Amber Ramirez	g	0-4	0-3	0-0	1	3	4	0	0	2	0	0	0	0	23	
24	Jersey Wolfenbarger	g	4-10	1-5	1-4	0	5	5	4	10	0	1	1	1	1	22	
43	Makayla Daniels	g	5-11	1-4	4-5	3	3	6	1	15	1	2	1	2	2	21	
01	Marquesha Davis	g	2-5	0-0	1-2	0	4	4	2	5	1	1	0	1	0	12	
02	Samara Spencer	g	5-6	2-2	0-2	0	3	3	3	12	2	2	0	1	1	17	
03	Elauana Eaton	g	2-4	2-4	5-5	0	2	2	2	11	0	1	0	1	0	16	
11	Rylee Langerman	g	1-2	0-0	0-0	2	0	2	0	2	3	1	0	0	0	12	
15	Ashlyn Sage	g	2-2	2-2	0-0	0	0	0	0	6	0	1	0	1	1	9	
22	Avery Hughes	g	0-1	0-0	0-0	0	0	0	0	0	1	0	0	0	0	3	
25	Destinee Oberg	g	0-0	0-0	0-0	0	3	3	1	0	0	0	0	0	0	7	
55	Emrie Ellis	g	2-2	0-0	0-0	1	1	2	3	4	0	1	2	2	0	15	
Team								3	2	5							
Totals			29-62	8-24	19-30			14	33	47	19	85	14	11	5	10	200
1st - FG %:		6-16	37.5%	2nd: 7-14	50.0%	3rd: 10-18	55.6%	4th: 6-14	42.9%	Game: 29-62	46.8%	Deadball					
3FG %:		3-9	33.3%	1-6	16.7%	0-6	0.0%	1-3	33.3%	9-24	33.3%	Rebounds					
FT %:		5-8	62.5%	6-11	54.5%	4-6	66.7%	4-5	80.0%	19-30	63.3%	6					

Officials: Kaz Beverly,Eric Baker,Cameron Inouye
Technical fouls: Tarleton St.-None, Arkansas-None.
Attendance: 2614
2021-22 Women's Basketball. Round: 0. Arkansas vs Tarleton St.. Played at Bud

Score by periods	1st	2nd	3rd	4th	Total
Tarleton St.	8	8	5	12	33
Arkansas	20	21	27	17	85

Official Basketball Box Score -- Game Totals -- Final Statistics
Arkansas vs UConn
11/14/21 1:00 pm at Mansfield, CT

Arkansas 80 • 2-1,0-0 SEC

#	Player	Total			3-Ptr			Rebounds			PF	TP	A	TO	Blk	Stl	Min
		FG-FGA	FG-FGA	FT-FTA	FG-FGA	FG-FGA	FT-FTA	Off	Def	Tot							
01	Marquesha Davis	f	2-4	0-0	1-1	1	1	2	3	5	1	0	0	1	1	17	
04	Erynn Barnum	g	4-12	0-4	8-10	4	4	8	0	16	2	1	1	1	0	28	
13	Sasha Goforth	g	6-17	0-2	5-5	3	2	5	1	17	1	2	1	0	0	31	
23	Amber Ramirez	g	8-17	3-6	1-2	0	2	2	2	20	2	0	1	0	0	29	
43	Makayla Daniels	g	2-11	1-5	0-1	2	4	6	4	5	3	2	0	0	0	28	
02	Samara Spencer	g	3-6	0-1	2-2	0	0	0	1	8	2	1	0	1	1	17	
03	Elauana Eaton	g	1-2	1-2	0-0	0	0	0	1	3	0	0	0	1	1	16	
11	Rylee Langerman	g	0-0	0-0	0-0	0	0	0	4	0	0	0	0	0	0	6	
24	Jersey Wolfenbarger	g	0-1	0-1	0-0	0	4	4	2	0	0	1	1	1	1	15	
55	Emrie Ellis	g	3-5	0-1	0-0	0	4	4	3	6	0	2	0	0	0	13	
Team								5	1	6							
Totals			29-75	5-22	17-21			15	22	37	21	80	11	9	4	4	200
1st - FG %:		6-23	26.1%	2nd: 8-20	40.0%	3rd: 9-16	56.3%	4th: 6-18	33.3%	Game: 29-75	38.7%	Deadball					
3FG %:		1-8	12.5%	2-7	28.6%	3-9	33.3%	1-4	25.0%	5-22	22.7%	Rebounds					
FT %:		3-3	100.0%	5-7	71.4%	4-5	80.0%	5-6	83.3%	17-21	81.0%	1					

UConn 95 • 1-0,0-0 Big East

#	Player	Total			3-Ptr			Rebounds			PF	TP	A	TO	Blk	Stl	Min
		FG-FGA	FG-FGA	FT-FTA	FG-FGA	FG-FGA	FT-FTA	Off	Def	Tot							
03	Aaliyah Edwards	f	4-7	1-1	0-0	0	4	4	4	9	3	1	0	0	0	17	
20	Olivia Nelson-Ododa	f	4-6	0-0	1-1	1	7	8	4	9	2	3	3	1	1	20	
05	Paige Bueckers	g	15-19	0-1	4-5	0	6	6	2	34	4	0	2	2	2	40	
13	Christyn Williams	g	6-12	0-2	6-11	3	1	4	3	18	3	1	0	1	1	36	
22	Evina Westbrook	g	4-7	3-5	4-4	1	7	8	1	15	5	2	0	2	2	38	
10	Nika Muhl	g	0-3	0-3	0-2	0	1	1	2	0	2	0	0	0	0	14	
14	Dorka Juhasz	g	1-4	0-2	1-2	0	3	3	2	3	1	1	0	1	1	12	
33	Caroline Ducharme	g	0-0	0-0	0-0	0	0	0	1	0	0	1	0	0	0	4	
35	Azzi Fudd	g	3-7	1-4	0-0	0	3	3	0	7	0	1	1	1	1	19	
Team								2	1	3			1				
Totals			37-65	5-18	16-25			7	33	40	19	95	20	11	6	8	200
1st - FG %:		10-16	62.5%	2nd: 10-17	58.8%	3rd: 9-17	52.9%	4th: 8-15	53.3%	Game: 37-65	56.9%	Deadball					
3FG %:		2-3	66.7%	0-3	0.0%	3-7	42.9%	0-5	0.0%	5-18	27.8%	Rebounds					
FT %:		2-6	33.3%	5-7	71.4%	4-6	66.7%	4-6	66.7%	16-25	64.0%	8,1					

Officials: John Capolino,Rod Creech,Fatou Cissoko-Stephens
Technical fouls: Arkansas-None, UConn-None.
Attendance: 9359
2021-22 Women's Basketball. Round: 0. Arkansas vs UConn. Played at Harry A. Ga

Score by periods	1st	2nd	3rd	4th	Total
Arkansas	16	23	23	18	80
UConn	24	25	26	20	95

Official Basketball Box Score -- Game Totals -- Final Statistics
Ark.-Pine Bluff vs Arkansas
11/12/21 12:00 pm at Fayetteville, AR

Ark.-Pine Bluff 53 • 0-2,0-0 SWAC

#	Player		Total		3-Ptr		Rebounds			PF	TP	A	TO	Blk	Stl	Min
			FG-FGA	FG-FGA	FT-FTA	Off	Def	Tot								
23	Khadajah Brown	f	3-7	0-0	1-2	1	4	5	7	0	3	0	0	0	15	
01	Tyeisha Juhan	g	1-8	1-3	4-4	6	2	8	2	7	1	2	0	1	20	
03	Joyce Kennerson	g	2-9	1-2	4-7	0	7	7	3	9	0	3	0	0	29	
22	ShiCoriya Orr	g	0-3	0-1	0-0	0	1	1	0	0	1	3	0	1	16	
24	Bryana Langford	g	1-6	0-1	0-0	0	0	0	2	2	0	1	0	0	15	
02	Sade Hudson		5-12	0-2	5-8	0	6	6	1	15	0	1	0	0	28	
04	Kourtney Rittenberry		1-1	0-0	0-0	0	0	0	2	2	0	1	0	0	3	
05	Shekinah Rachel		2-5	1-2	0-0	0	6	6	2	5	0	1	0	0	19	
12	Marquita Cotten		0-0	0-0	0-0	0	0	0	0	0	0	1	0	0	3	
20	Timiya Guevara		0-2	0-0	0-0	1	1	2	2	0	0	3	0	1	20	
25	Kaila Walker		1-4	0-1	0-0	1	1	2	2	2	1	1	0	0	13	
32	Stephanie Okowi		0-1	0-0	2-2	1	1	2	2	2	0	1	0	0	4	
40	Morgan Christian		0-1	0-1	0-0	0	0	0	1	0	1	0	0	0	4	
54	Maya Peat		0-5	0-2	2-2	1	2	3	3	2	0	2	0	0	11	
	Team					6	3	9				1				
Totals			16-64		3-15	18-25	17	34	51	27	53	4	24	0	3	200
1st FG %:			5-19	26.3%	2nd: 2-14	14.3%	3rd: 2-18	11.1%	4th: 7-13	53.8%	Game: 16-64	25.0%	Deadball			
3FG %:			1-5	20.0%	0-2	0.0%	1-7	14.3%	1-7	14.3%	3-15	20.0%	Rebounds			
FT %:			2-2	100.0%	5-8	62.5%	5-8	62.5%	6-7	85.7%	18-25	72.0%			5.2	
Arkansas PG 6 2 0 0 0 55.6%																



Official Basketball Box Score -- Game Totals -- Final Statistics
SMU vs Arkansas
11/22/21 7:00 pm at Fayetteville, AR



SMU 58 • 2-2,0-0 AAC

#	Player	Total		3-Ptr		Rebounds			PF	TP	A TO Blk Stl				Min
		FG-FGA	FT-FTA	FG-FGA	FT-FTA	Off	Def	Tot			A	TO	Blk	Stl	
12	Savannah Wilkinson	f	10-17	0-2	0-1	1	9	10	3	20	1	3	1	1	35
44	Danielle Sanderlin	f	0-3	0-0	0-0	1	5	6	2	0	0	0	0	1	14
05	Sydne Wiggins	g	4-8	3-4	0-0	1	2	3	5	11	2	5	0	0	26
10	Jasmine Smith	g	2-8	0-4	0-1	0	4	4	3	4	4	2	1	2	29
13	Reagan Bradley	g	1-4	0-2	2-2	1	3	4	4	4	3	3	0	0	35
00	Tamia Jones	g	0-0	0-0	0-0	1	0	1	0	0	0	0	0	0	0+
02	Keyanna Warthen	g	0-0	0-0	0-0	1	3	4	1	0	2	2	0	0	7
14	Paige Bayliss	g	1-3	0-1	5-6	1	4	5	2	7	0	0	1	0	16
24	JaQuia White	g	0-1	0-0	0-0	1	1	2	4	0	0	1	0	0	15
32	Kayla White	g	5-14	0-1	2-4	0	0	0	3	12	0	0	0	0	23
Team						1	0	1							
Totals			23-58	3-14	9-14	9	31	40	27	58	12	16	3	4	200
1st - FG %:		5-13	38.5%	2nd: 2-15	13.3%	3rd: 8-14	57.1%	4th: 8-16	50.0%	Game: 23-58	39.7%	Deadball			
3FG %:		0-2	0.0%	0-3	0.0%	2-3	66.7%	1-6	16.7%	3-14	21.4%	Rebounds			
FT %:		2-2	100.0%	0-8	87.5%	0-1	0.0%	0-3	0.0%	9-14	64.3%	Rebounds		1	

Arkansas 65 • 4-1,0-0 SEC

#	Player	Total		3-Ptr		Rebounds			PF	TP	A TO Blk Stl				Min
		FG-FGA	FT-FTA	FG-FGA	FT-FTA	Off	Def	Tot			A	TO	Blk	Stl	
04	Erynn Barnum	f	8-16	1-3	1-4	4	5	9	1	18	0	2	0	0	30
11	Rylee Langerman	g	0-0	0-0	0-0	0	4	4	3	0	0	1	0	0	24
13	Sasha Goforth	g	3-12	0-1	2-10	5	3	8	1	8	2	1	1	2	33
23	Amber Ramirez	g	4-12	2-8	1-2	0	2	2	3	11	2	0	0	1	30
43	Makayla Daniels	g	6-10	0-3	4-5	0	7	7	4	16	2	0	0	1	23
01	Marquesha Davis	g	0-0	0-0	1-2	0	0	0	1	1	0	0	0	0	3
02	Samara Spencer	g	2-6	1-2	1-2	1	2	3	1	6	2	1	0	3	28
03	Elaina Eaton	g	0-1	0-1	0-0	0	0	0	1	0	0	0	0	0	12
24	Jersey Wolfenbarger	g	1-3	0-0	0-0	1	0	1	1	2	0	2	0	1	6
55	Emrie Ellis	g	1-4	0-2	1-2	0	1	1	2	3	1	1	0	0	11
Team						2	3	5							
Totals			25-64	4-20	11-27	13	27	40	18	65	9	8	1	8	200
1st - FG %:		8-21	38.1%	2nd: 4-13	30.8%	3rd: 6-18	33.3%	4th: 7-12	58.3%	Game: 25-64	39.1%	Deadball			
3FG %:		1-6	16.7%	1-5	20.0%	0-5	0.0%	2-4	50.0%	11-27	40.7%	Rebounds		11,3	
FT %:		0-0	0.0%	4-12	33.3%	4-5	80.0%	3-10	30.0%			Rebounds			

Officials: Angel Kent, Brian Garland, Roy Gulbeyan

Technical fouls: SMU-None, Arkansas-None.

Attendance: 3060

2021-22 Women's Basketball. Round: 0. Arkansas vs SMU. Played at Bud Walton Ar

Score by periods	1st	2nd	3rd	4th	Total
SMU	12	11	18	17	58
Arkansas	17	13	16	19	65



Official Basketball Box Score -- Game Totals -- Final Statistics
Belmont vs Arkansas
11/28/21 7:00 pm at Fayetteville, AR



Belmont 63 • 3-3,0-0 OVC

#	Player	Total		3-Ptr		Rebounds			PF	TP	A TO Blk Stl				Min
		FG-FGA	FT-FTA	FG-FGA	FT-FTA	Off	Def	Tot			A	TO	Blk	Stl	
03	Madison Bartley	f	3-6	1-1	0-0	1	3	4	4	7	0	2	2	0	14
20	Conley Chinn	f	3-6	2-4	0-0	0	3	3	2	8	1	3	1	1	25
00	Tuti Jones	g	2-11	1-5	0-0	0	1	1	0	5	3	1	0	1	32
11	Destinee Wells	g	9-15	1-4	1-2	0	5	5	2	20	3	2	0	2	30
14	Jamilyn Kinney	g	1-5	1-4	0-0	0	5	5	2	3	2	3	0	0	27
12	Kilyn McGuff	g	1-1	0-0	4-4	0	2	2	2	6	1	3	1	0	17
21	Blair Schoenwald	g	0-2	0-0	0-0	0	1	1	0	0	0	0	0	0	7
22	Tessa Miller	g	2-2	0-0	2-4	3	3	6	1	6	0	2	0	0	19
23	Nikki Baird	g	2-4	2-4	0-0	0	2	2	0	6	0	1	1	0	12
24	Kiki Britzmann	g	0-0	0-0	0-0	0	0	0	0	0	0	1	0	0	9
34	Cam Browning	g	1-3	0-0	0-0	1	0	1	0	2	0	1	0	0	8
Team						1	1	2							
Totals			24-55	8-22	7-10	6	26	32	13	63	10	19	5	4	200
1st - FG %:		7-10	70.0%	2nd: 3-14	21.4%	3rd: 7-17	41.2%	4th: 7-14	50.0%	Game: 24-55	43.6%	Deadball			
3FG %:		4-7	57.1%	0-5	0.0%	3-7	42.9%	1-3	33.3%	8-22	36.4%	Rebounds			
FT %:		2-4	50.0%	2-2	100.0%	0-0	0.0%	3-4	75.0%	7-10	70.0%	Rebounds		2	

Arkansas 63 • 6-1,0-0 SEC

#	Player	Total		3-Ptr		Rebounds			PF	TP	A TO Blk Stl				Min
		FG-FGA	FT-FTA	FG-FGA	FT-FTA	Off	Def	Tot			A	TO	Blk	Stl	
04	Erynn Barnum	f	5-9	0-0	5-5	2	5	7	1	15	1	1	0	4	20
02	Samara Spencer	g	5-10	3-5	0-0	0	1	1	1	13	3	1	0	1	24
13	Sasha Goforth	g	4-5	1-2	1-2	0	2	2	0	10	1	1	2	0	20
23	Amber Ramirez	g	2-4	1-1	2-2	0	3	3	1	7	3	2	0	1	26
43	Makayla Daniels	g	1-5	0-2	1-2	1	2	3	2	3	5	1	0	3	25
01	Marquesha Davis	g	1-5	0-1	0-0	0	3	3	2	2	0	1	0	0	13
03	Elaina Eaton	g	1-3	1-2	3-3	0	2	2	0	6	0	0	0	0	14
11	Rylee Langerman	g	3-3	2-2	0-0	1	1	2	1	8	0	2	0	0	13
15	Ashlyn Sage	g	0-1	0-1	0-0	0	0	0	0	0	0	0	0	0	4
22	Avery Hughes	g	0-0	0-0	0-0	0	0	0	1	0	0	0	0	0	3
24	Jersey Wolfenbarger	g	3-7	1-2	3-4	1	3	4	0	10	3	0	0	1	17
25	Destinee Oberg	g	1-2	0-0	0-0	0	0	0	0	2	0	0	1	0	4
55	Emrie Ellis	g	3-7	1-3	0-0	0	1	1	1	7	1	1	2	0	17
Team						1	2	3							
Totals			29-61	10-21	15-18	6	25	31	10	83	17	10	5	10	200
1st - FG %:		10-16	62.5%	2nd: 8-15	53.3%	3rd: 8-18	44.4%	4th: 3-12	25.0%	Game: 29-61	47.5%	Deadball			
3FG %:		4-6	66.7%	4-7	57.1%	2-6	33.3%	0-2	0.0%	10-21	47.6%	Rebounds			
FT %:		5-5	100.0%	2-4	50.0%	3-4	75.0%	5-5	100.0%	15-18	83.3%	Rebounds		3,1	

Officials: Jody Cantrell, Brian Hall, Pulani Spurlock-Welsh

Technical fouls: Belmont-None, Arkansas-None.

Attendance: 2834

2021-22 Women's Basketball. Round: 0. Arkansas vs Belmont. Played at Bud Walton

Score by periods	1st	2nd	3rd	4th	Total
Belmont	20	8	17	18	63
Arkansas	29	22	21	11	83



Official Basketball Box Score -- Game Totals -- Final Statistics
Sam Houston vs Arkansas
11/27/21 2:00 pm at Fayetteville, AR



Sam Houston 66 • 3-3,0-0 WAC

		Total		3-Ptr	Rebounds										
#	Player	FG-FGA	FG-FGA	FT-FTA	Off	Def	Tot	PF	TP	A	TO	Blk	Stl	Min	
11	Courtney Cleveland	f	8-18	1-1	5-7	1	2	3	2	22	0	5	0	1	34
21	Madelyn Batista	f	3-5	0-0	0-0	1	9	10	5	6	0	0	0	0	20
10	Faith Cook	g	2-7	0-3	1-2	1	2	3	3	5	2	5	0	2	26
12	Damaya Telemaque	g	9-11	3-3	0-0	0	4	4	3	21	0	3	0	0	26
13	Kaylee Jefferson	g	1-6	0-3	0-0	3	2	5	3	2	4	5	0	1	34
00	Sydnee Kemp		0-1	0-1	0-0	0	1	1	3	0	2	0	0	0	8
02	Kylie Scott		0-1	0-0	0-0	0	0	0	1	0	1	0	0	0	4
05	Shuntorri Rodgers		0-2	0-0	0-0	1	0	1	0	0	1	1	0	0	5
14	Ranee Smith		0-1	0-0	0-0	0	3	3	1	0	0	3	0	0	4
15	Devyn Wilson		0-1	0-0	0-0	0	0	0	0	0	0	0	0	0	2
22	Braylyn Dollar		1-4	0-0	0-0	1	1	2	4	2	0	0	0	0	6
24	LeAndra Echi		1-1	0-0	0-0	0	0	0	0	2	0	1	1	0	23
30	Deondra Young		3-4	0-0	0-0	0	1	1	1	6	0	0	1	0	8
Team						2	0	2							
Totals			28-62	4-11	6-9	10	25	35	26	66	10	23	2	4	200
1st- FG% 11-14 78.6% 2nd- 7-20 35.0% 3rd- 2-17 11.8% 4th- 8-11 72.7% Game: 28-62 45.2% Deadball															
3FG % 2-3 66.7% FT % 1-1 50.0% 2P % 4-8 50.0% 0% 0.0% 4-11 36.4% Rebounds															
FT % 1-1 50.0% 2P % 4-8 50.0% 0% 0.0% 4-11 36.4% 66.7%															



Official Basketball Box Score -- Game Totals -- Final Statistics
California vs Arkansas
12/05/21 1:00 pm at Fayetteville, AR



California 67 • 6-2,0-0 Pac-12

#	Player	Total		3-Ptr		Rebounds			PF	TP	A TO Blk Stl					Min
		FG-FGA	FT-FTA	FG-FGA	FT-FTA	Off	Def	Tot			A	TO	Blk	Stl		
12	Jadyn Bush	f	2-5	0-0	0-0	1	1	2	4	4	0	1	0	0		21
24	Evelien Lutje Schiph	f	1-3	0-0	0-0	3	5	8	3	2	0	1	0	0		23
01	Leilani McIntosh	e	2-3	0-0	2-2	1	3	4	4	6	4	1	0	0		31
22	Cailyn Crocker	e	5-12	1-5	1-2	2	1	3	2	12	5	2	0	1		31
30	Jayda Curry	e	7-18	3-9	1-2	0	1	1	3	18	3	4	0	2		37
00	Ugonne Onyiah		0-2	0-0	2-2	2	1	3	4	2	0	1	2	0		11
03	Dalayah Daniels		2-4	0-0	1-1	0	1	1	4	5	1	2	4	1		11
10	Jazlen Green		5-12	3-9	3-3	1	0	1	1	16	0	2	0	2		28
14	Alma Elsnitz		0-0	0-0	0-0	0	0	0	0	0	0	0	0	0		1
21	Mia Mastrov		1-2	0-1	0-0	0	0	0	1	2	0	0	0	0		5
31	Ornela Muca		0-0	0-0	0-0	0	0	0	0	0	0	0	0	0		1
Team						1	5	6								
Totals			25-61	7-24	10-12	11	18	29	26	67	13	14	6	6		200
1st - FG %:		7-18	38.9%	2nd: 4-14	28.6%	3rd: 8-13	61.5%	4th: 6-16	37.5%	Game: 25-61	41.0%	Deadball				
3FG %:		2-6	33.3%	1-5	20.0%	3-5	60.0%	1-8	12.5%	7-24	29.2%	Rebounds				
FT %:		2-2	100.0%	6-7	85.7%	1-1	100.0%	1-2	50.0%	10-12	83.3%	1,1				

Arkansas 84 • 7-2,0-0 SEC

#	Player	Total		3-Ptr		Rebounds			PF	TP	A TO Blk Stl					Min
		FG-FGA	FT-FTA	FG-FGA	FT-FTA	Off	Def	Tot			A	TO	Blk	Stl		
04	Erynn Barnum	f	1-4	0-0	7-9	2	2	4	1	9	4	2	0	0		21
02	Samara Spencer	e	4-8	1-2	0-0	1	1	2	2	9	2	2	0	0		26
13	Sasha Goforth	e	6-15	1-4	6-7	1	3	4	1	19	0	2	2	3		38
23	Amber Ramirez	e	0-5	0-1	6-6	1	10	11	0	6	3	1	0	1		33
43	Makayla Daniels	e	11-15	4-6	6-6	1	2	3	2	32	0	3	0	1		32
03	Elaua Eaton		0-2	0-2	2-2	0	1	1	2	2	0	0	0	0		12
11	Rylee Langerman		1-1	1-1	0-0	2	1	3	2	3	0	1	0	1		15
15	Ashlyn Sage		0-0	0-0	0-0	0	0	0	0	0	0	0	0	0		2
22	Avery Hughes		0-0	0-0	0-0	0	0	0	0	0	0	0	0	0		2
24	Jersey Wolfenbarger		1-3	0-0	0-0	0	1	1	5	2	0	2	0	0		12
25	Destinee Oberg		0-0	0-0	0-0	0	0	0	0	0	0	0	0	0		2
55	Emrie Ellis		0-1	0-1	2-2	0	0	0	2	2	0	1	0	0		5
Team						4	3	7			1					
Totals			24-54	7-17	29-32	12	24	36	17	84	9	15	2	6		200
1st - FG %:		6-13	46.2%	2nd: 6-13	46.2%	3rd: 7-17	41.2%	4th: 5-11	45.5%	Game: 24-54	44.4%	Deadball				
3FG %:		1-4	25.0%	2-5	40.0%	4-6	66.7%	0-2	0.0%	7-17	41.2%	Rebounds				
FT %:		2-2	100.0%	11-13	84.6%	7-9	77.8%	9-9	100.0%	29-32	90.6%	2,2				

Officials: Salf Esho,Carla Fountain,Eric Brewton
Technical fouls: California-Jadyn Bushy; Jazlen Green; TEAM. Arkansas-None.
Attendance: 3100
2021-22 Women's Basketball. Round: 0. Arkansas vs California. Played at Bud Wa

Score by periods	1st	2nd	3rd	4th	Total
California	18	15	20	14	67
Arkansas	15	25	25	19	84



Official Basketball Box Score -- Game Totals -- Final Statistics
Jackson St. vs Arkansas
12/09/21 7:00 pm at Fayetteville, AR



Jackson St. 62 • 1-4,0-0 SWAC

#	Player	Total		3-Ptr		Rebounds			PF	TP	A TO Blk Stl					Min
		FG-FGA	FT-FTA	FG-FGA	FT-FTA	Off	Def	Tot			A	TO	Blk	Stl		
02	Miya Crump	f	2-6	0-2	3-4	2	3	5	4	7	1	1	0	1		22
23	Ja'Leah Hickmon	f	0-0	0-0	0-0	0	0	0	2	0	0	0	0	1		4
04	Ameshya Williams	c	8-18	0-0	2-6	6	15	21	3	18	1	4	7	0		31
10	Keshuna Luckett	e	2-5	0-1	1-3	0	2	2	2	5	3	3	1	1		28
24	Dayzsha Rogan	e	4-15	1-5	4-4	1	3	4	4	13	3	6	0	4		38
00	Daja Woodard		3-6	0-0	0-0	1	7	8	0	6	0	1	0	0		21
01	Ti'lan Boler		2-4	0-0	0-0	4	0	4	1	4	0	2	0	0		24
12	Jariyah Covington		4-10	0-0	1-2	0	1	1	4	9	2	1	0	1		23
20	Areyanna Hunter		0-0	0-0	0-0	0	0	0	0	0	0	0	0	0		1
21	LaMiracle Sims		0-0	0-0	0-0	0	0	0	0	0	0	0	0	0		8
Team						2	3	5								
Totals			25-64	1-8	11-19	16	34	50	20	62	10	18	8	8		200
1st - FG %:		7-13	53.8%	2nd: 4-20	20.0%	3rd: 10-18	55.6%	4th: 4-13	30.8%	Game: 25-64	39.1%	Deadball				
3FG %:		0-2	0.0%	0-1	0.0%	1-3	33.3%	0-2	0.0%	1-8	12.5%	Rebounds				
FT %:		5-7	71.4%	1-4	25.0%	1-1	100.0%	4-7	57.1%	11-19	57.9%	4,1				

Arkansas 66 • 8-2,0-0 SEC

#	Player	Total		3-Ptr		Rebounds			PF	TP	A TO Blk Stl					Min
		FG-FGA	FT-FTA	FG-FGA	FT-FTA	Off	Def	Tot			A	TO	Blk	Stl		
02	Samara Spencer	e	4-9	3-5	3-4	1	1	2	1	14	4	4	0	4		27
13	Sasha Goforth	e	4-15	1-5	2-5	2	8	10	4	11	3	1	2	1		27
23	Amber Ramirez	e	4-8	1-4	0-0	0	0	0	1	9	3	3	0	0		38
24	Jersey Wolfenbarger	e	3-11	1-6	0-2	0	4	4	3	7	0	0	0	0		27
43	Makayla Daniels	e	5-13	1-4	5-6	4	4	8	2	16	3	0	0	1		37
03	Elaua Eaton		1-5	1-5	0-0	0	2	2	1	3	1	0	0	0		12
11	Rylee Langerman		1-1	0-0	0-1	2	4	6	2	2	2	3	0	1		13
25	Destinee Oberg		2-3	0-0	0-0	1	1	2	2	4	2	1	1	0		19
Team						2	3	5								
Totals			24-65	8-29	10-18	12	27	39	16	66	18	12	3	7		200
1st - FG %:		6-18	33.3%	2nd: 8-16	50.0%	3rd: 4-14	28.6%	4th: 6-17	35.3%	Game: 24-65	36.9%	Deadball				
3FG %:		1-7	14.3%	4-10	40.0%	2-7	28.6%	1-5	20.0%	8-29	27.6%	Rebounds				
FT %:		2-5	40.0%	2-4	50.0%	0-0	0.0%	6-9	66.7%	10-18	55.6%	2				

Officials: Ashlee Goode,Teresa Stuck,Kevin Pethtel
Technical fouls: Jackson St.-None. Arkansas-None.
Attendance: 2522
2021-22 Women's Basketball. Round: 0. Arkansas vs Jackson St.. Played at Bud W

Score by periods	1st	2nd	3rd	4th	Total
Jackson St.	19	9	22	12	62
Arkansas	15	22	10	19	66