

ARKANSAS RAZORBACKS

MBB SID: Mike Cawood
EMAIL: tmcaawood@uark.edu
CELL: 479-236-2090

GAME 15: ARKANSAS RAZORBACKS AT TEXAS A&M AGGIES
JAN. 8, 2022 • SATURDAY • NOON (CT) • BRYAN-COLLEGE STATION, TEXAS • REED ARENA (12,989)

2021-22 SCHEDULE / RESULTS					
Date	Day	ARK RANK AP/COACH	OPPONENT Rank AP/Coach	Television	Time (CT)/ Result
Nov. 9	Tues	#16/15	MERCER	SECN+	W 74 61
Fayetteville, Ark. Bud Walton Arena • Nolan Richardson Court					
Nov. 13	Sat	#16/15	GARDNER-WEBB	SECN+	W 86 69
Fayetteville, Ark. Bud Walton Arena • Nolan Richardson Court					
Nov. 17	Wed	#16/15	NORTHERN IOWA	SECN+	W 93 80
Fayetteville, Ark. Bud Walton Arena • Nolan Richardson Court					
Nov. 22	Mon	#13/12	vs. Kansas State	ESPNEWS	W 72 64
Kansas City, Mo. T-Mobile Center // Hall of Fame Classic					
Nov. 23	Tues	#13/12	vs. Cincinnati	ESPN2	W 73 67
Kansas City, Mo. T-Mobile Center // Hall of Fame Classic					
Nov. 28	Sun	#13/12	Penn	SEC Network	W 76 60
Fayetteville, Ark. Bud Walton Arena • Nolan Richardson Court					
Dec. 1	Wed	#10/9	CENTRAL ARKANSAS	SECN+	W 97 60
Fayetteville, Ark. Bud Walton Arena • Nolan Richardson Court					
Dec. 4	Sat	#10/9	LITTLE ROCK	SEC Network	W 93 78
Fayetteville, Ark. Bud Walton Arena • Nolan Richardson Court					
Dec. 7	Tues	#12/10	CHARLOTTE	SEC Network	W 86 66
Fayetteville, Ark. Bud Walton Arena • Nolan Richardson Court					
Dec. 11	Sat	#12/10	vs. Oklahoma	ESPN2	L 66 88
Tulsa, Okla. BOK Center					
Dec. 18	Sat	#24/19	vs. HOFSTRA	--	L 81 89
North Little Rock, Ark. Simmons Bank Arena					
Dec. 21	Tues	RV/RV	ELON	SEC Network	W 81 55
Fayetteville, Ark. Bud Walton Arena • Nolan Richardson Court					
Dec. 29	Wed	-/RV	at Mississippi State *	SEC Network	L 68 81
Starkville, Miss. Humphrey Coliseum					
Jan. 4	Tues	-/RV	VANDERBILT *	SEC Network	L 74 75
Fayetteville, Ark. Bud Walton Arena • Nolan Richardson Court					
Jan. 8	Sat		at Texas A&M *	SEC Network	Noon
Bryan-College Station, Texas Reed Arena					
Jan. 12	Wed		MISSOURI *	SEC Network	8:00 pm
Fayetteville, Ark. Bud Walton Arena • Nolan Richardson Court					
Jan. 15	Sat		at LSU *	ESPN	1:00 pm
Baton Rouge, La. Pete Maravich Assembly Center					
Jan. 18	Tues		SOUTH CAROLINA *	SEC Network	6:00 pm
Fayetteville, Ark. Bud Walton Arena • Nolan Richardson Court					
Jan. 22	Sat		TEXAS A&M *	SEC Network	7:30 pm
Fayetteville, Ark. Bud Walton Arena • Nolan Richardson Court					
Jan. 26	Wed		at Ole Miss *	SEC Network	6:00 pm
Oxford, Miss. Sandy and John Black Pavilion at Ole Miss					
Jan. 29	Sat		WEST VIRGINIA %	ESPN/2	1:00 pm
Fayetteville, Ark. Bud Walton Arena • Nolan Richardson Court					
Feb. 2	Wed		at Georgia *	ESPN2/U	6:00 pm
Athens, Ga. Stegeman Coliseum					
Feb. 5	Sat		MISSISSIPPI STATE *	SEC Network	7:30 pm
Fayetteville, Ark. Bud Walton Arena • Nolan Richardson Court					
Feb. 8	Tues		AUBURN *	ESPN/2	6:00 pm
Fayetteville, Ark. Bud Walton Arena • Nolan Richardson Court					
Feb. 12	Sat		at Alabama *	ESPN/2	11:00 am
Tuscaloosa, Ala. Coleman Coliseum					
Feb. 15	Tues		at Missouri *	SEC Network	8:00 pm
Columbia, Mo. Mizzou Arena					
Feb. 19	Sat		TENNESSEE *	ESPN/2	TBA
Fayetteville, Ark. Bud Walton Arena • Nolan Richardson Court					
Feb. 22	Tues		at Florida *	ESPN/2	6:00 pm
Gainesville, Fla. Exactech Arena at Stephen C. O'Connell Center					
Feb. 26	Sat		KENTUCKY *	CBS	1:00 pm
Fayetteville, Ark. Bud Walton Arena • Nolan Richardson Court					
Mar. 2	Wed		LSU *	ESPN2/U	8:00 pm
Fayetteville, Ark. Bud Walton Arena • Nolan Richardson Court					
Mar. 5	Sat		at Tennessee *	ESPN/2	TBA
Knoxville, Tenn. Thompson-Boling Arena					
Mar. 9-13	Wed-Sun		SEC Tournament ^		
Tampa, Fla. Amalie Arena					
Mar. 17-20	Thurs-Sun		NCAA 1st and 2nd Rounds \$		
Portland • Buffalo • Indianapolis • Fort Worth • Milwaukee • Greenville (S.C.) • Pittsburgh • San Diego					
Mar. 24-27	Thurs-Sun		NCAA Regional Rounds \$		
San Francisco • San Antonio • Philadelphia • Chicago					
Apr. 2-4	Sat-Mon		NCAA Final Four \$		
New Orleans, La. (Mercedes-Benz Superdome)					

* - Southeastern Conference game % - SEC/Big 12 Challenge
^ - SEC Tournament \$ = NCAA Championship

@RazorbackMBB @EricMusselman || @RazorbackMBBRec @ericpmusselman
 @RazorbackMBB @ericpmusselman
 /RazorbackMBB

--/RV ARKANSAS RAZORBACKS

Eric Musselman (San Diego '87)
at UA: 54-23 (3rd) Collegiate: 164-57 (6th)

TEXAS A&M AGGIES

Buzz Williams (Oklahoma City '94)
at A&M: 34-26 (3rd) Career: 287-181 (15th)

TELEVISION: SEC NETWORK
Mike Morgan (PxP) || John Sunvold (Analyst)

RADIO: LEARFIELD RAZORBACK SPORTS NETWORK
Chuck Barrett (PxP) || Matt Zimmerman (Analyst)

SATELLITE RADIO:
Sirius: -- || XM: 386 || Online Channel: 976

ONLINE:
LIVE STATS: www.Arkansas.StatBroadcast.com
STREAMING VIDEO: www.WatchESPN.com

Versus Texas A&M

- This will be the 162nd meeting between Arkansas and Texas A&M. The Razorbacks own a 104-57 advantage in the series
- The series is tied, 38-38, in games played at A&M.
- The Hogs have a slight 9-6 advantage in games since A&M joined the SEC for the 2012-13 season.

LAST TIME -- ARK: 87 - A&M: 80 (Mar. 6, 2020 @ Bud Walton Arena)

- For the second straight game, Moses Moody tied his season high with 28 points. However, it was his blocked shot on a Texas A&M dunk attempt with the game tied and 1:49 left to play that led #12/13 Arkansas to an 87-80 victory over Texas A&M in the teams' regular-season finale.
- Texas A&M was up two, 76-74, with two minutes left. Justin Smith got an offensive rebound and put-back to tie the game. On the ensuing possession, Moody had his blocked shot. However, Arkansas, on an apparent old-fashion 3-point opportunity, had a call reversed on them after review, changing a block to a charge to give the Aggies the ball. Savion Flagg capitalized with a put-back to give his team the lead, 78-76.
- Undaunted, Moody drained a 3-pointer to put his team up one, 79-78 - a lead the Hogs would not relinquish. Afterwards, Texas A&M called a timeout once crossing half-court with 48 ticks left. On the inbounds play, Davonte Davis tipped the inbounds pass. Jalen Tate tipped the loose ball back to Davis, who threw the ball ahead for a Justin Smith dunk and a 3-point lead.

Oldest, Most Common Rival

- Texas A&M is one of six teams that Arkansas has played over 100 times and one of three teams the Razorbacks have at least 100 wins against.
- The Aggies are the Razorbacks' most common opponent with 161 games played in the series. The teams met in Arkansas' first season of basketball (1923-24) and at least once per season through 1990-91.
- The teams met once in 2010 in Dallas then the series resumed when A&M joined the SEC in 2012-13.

Wins Among SEC Since Muss Arrival

- Since Eric Musselman's arrival, Arkansas leads the SEC in overall wins (55) and overall home wins (38).

^ Win totals are thru Jan. 5

OVERALL WINS	SEC ONLY WINS	OVERALL HOME WINS	SEC HOME WINS
ARK 55	BAMA 26	ARK 38	LSU 16
LSU 53	UK 24	LSU 35	BAMA 15
BAMA 53	LSU 24	TENN 32	ARK 13
AUB 50	ARK 20	MS ST 31	AUB 13
MS ST 48	FLA 20	AUB 31	UK 13
UK 45	AUB 20	UK 31	FLA 12
TENN 45	MS ST 20	3 Teams 29	MS ST 12
FLA 43	TENN 20		TENN 12

SERIES INFO:	ALL	SEC
OVERALL ... (ARK-OPP)	104-57	9-6
Home: ... (ARK-OPP)	59-15	7-1
Away: ... (ARK-OPP)	38-38	2-5
Neutral: ... (ARK-OPP)	7-4	0-0

MOST RECENT MEETINGS:

02/24/15	18/-	W	81-75	H
01/02/16	-/20	L	92-69	A
01/27/16	-/5	W	74-71	H
01/17/17		W	62-60	A
02/22/17		W	86-77	H
01/30/18		L	80-66	A
02/17/18	-/21	W	94-75	H
01/05/19		W	73-71	A
02/23/19		L	87-80	H
01/04/20		W	69-59	H
03/07/20		L	77-69	A
03/06/21	12/-	W	87-80	H

NCAA STAT COMPARISON

80.0	34th	Scoring Off.	76.6	84th
70.9	235th	Scoring Def.	62.4	54th
+9.1	92nd	Scoring Margin	+14.2	34th
.462	86th	F6%	.464	82nd
.432	219th	F6% Def.	.408	93rd
.302	296th	3PT%	.348	24th
6.6	254th	3PT Made/Gm	8.1	132nd
.363	310th	3PT% Def.	.328	182nd
.728	117th	FT%	.649	321st
+5.4	69th	Reb. Margin	+3.6	117th
15.8	56th	Assists/Gm	15.7	62nd
1.28	57th	A/T0 Ratio	1.20	88th
+2.4	78th	T0 Margin	+6.0	8th
4.1	86th	Blocks/Gm	3.9	99th
8.1	75th	Steals/Gm	10.9	6th
16.1	153rd	Fouls/Gm	15.5	111th

- 4th NCAA/1st SEC in Steals (2.85 avg)
- 2nd in the SEC in Scoring (17.8 ppg)
- 1st in the SEC in Minutes/gm (34:20)
- 14th in SEC in Assists (3.3)

- 15th NCAA/1st SEC in FT Made (65)
- 39th NCAA/3rd SEC in FT Att (75)
- 49th NCAA/3rd SEC in FT Pct (.867)

- Leads team in Charges Taken (13)
- Leads team/4th in SEC in Rebs (8.3)
- 2nd on team/13th SEC in Assists (3.5)
- 2nd SEC/40th NCAA in Def Reb (6.5 avg)

NCAA'S BEST PASSING BIG MEN

Player, School	HT	Avg. (Tot/Gms)
Neal Quinn, Lafayette	7-0	4.3 (47/11)
Max Fiedler, Rice	6-11	3.6 (43/12)
Jaylin Williams, ARK	6-10	3.5 (49/14)
Grant Golden, Richmond	6-10	3.4 (55/16)
Aly Khalifa, Charlotte	6-10	3.4 (41/12)

THE RAZORBACKS

No.	Name		Pos.	Yr.	Ht.	Wt.	Hometown	High School / Previous School	Wing Span	Standing Reach	Vertical	Max Vertical
0	Stanley Umude	Uh-Moo-day	G	Gr.Sr.	6-6	210	San Antonio, Texas	Warren HS / South Dakota	6' 10"	8' 6"	35"	42"
1	JD Notae	No-Tay	G	✪ Sr.	6-2	190	Covington, Ga.	Newton HS / Jacksonville	6' 6.5"	8' 0"	33"	42"
2	Khalen "KK" Robinson	Kay-lin	G	✪ So.	6-0	180	Little Rock, Ark.	Oak Hill (Va.) Academy	6' 7"	8' 0"	31"	37"
3	Trey Wade		F	Gr.Sr.	6-6	225	Marietta, Ga.	South Cobb HS / Wichita State	6' 11"	8' 7"	31.5"	38"
4	Davonte "Devo" Davis		G	✪ So.	6-4	185	Jacksonville, Ark.	Jacksonville HS	6' 7"	8' 3"	30	35"
5	Au'Diese Toney	Awe-Deece	G	✪ Sr.	6-6	205	Huntsville, Ala.	Trinity Christian (N.C.) Academy / Pittsburgh	6' 8"	8' 5"	34.5"	40.5"
10	Jaylin Williams		F	✪ So.	6-10	240	Fort Smith, Ark.	Fort Smith Northside HS	7' 1.5"	9' 0"	26"	35"
11	Chris Lykes	"Likes"	G	Gr.Sr.	5-7	160	Mitchellville, Md.	Gonzaga College (D.C.) HS / Miami	5' 11"	7' 1"	34"	45"
13	Chance Moore		G	Fr.	6-5	190	Brookhaven, Ga.	McEachern HS	6' 9"	8' 8.5"	29"	37"
14	Jaxson Robinson		G	✪ So.	6-6	190	Ada, Okla.	Ada HS / Texas A&M	7' 0"	8' 7"	30"	33.5"
20	Kamani Johnson	Kuh-ma-Nee	F	R-Jr.	6-7	230	Brooklyn, N.Y.	Holy Spirit (Ga.) Prep School / Little Rock	6' 10"	8' 9"	29"	35"
21	Cade Arbogast	Are-Bo-gast	G	So.	6-3	170	Concord, Calif.	De La Salle HS / Lane (Ore.) CC	6' 3"	8' 0"	26"	31"
23	Connor Vanover		F	✪ Jr.	7-3	225	Little Rock, Ark.	Findlay (Nev.) Prep / California	7' 5.5"	9' 10"	21"	24.5"
45	Lawson Blake		F	Fr.	6-10	225	Fayetteville, Ark.	Fayetteville HS / Link Year Prep (Mo.)	6' 6"	8' 7"	31.5"	38"

*** - WILL BE GRANTED AN EXTRA YEAR OF ELIGIBILITY BY THE NCAA DUE TO COVID in 2020-21**

Head Coach: Eric Musselman (San Diego, 1987)

Assistant Coach: Clay Moser (Wisconsin-La Crosse, 1987)

Assistant Coach: Gus Argenal (UC Davis, 2004) • pronounced Are-GIN-nall

Assistant Coach: Keith Smart (Indiana, 1995)

Director of Operations: Anthony Ruta (Arizona State, 2012) • pronounced ROO-tah

Director of Recruiting/Asst. Dir. of Operations: Michael Musselman (San Diego, 2018)

Head Athletic Trainer: Matt Townsend (Idaho, 2017)

Graduate Assistants: Caleb Cline (South Dakota, 2020) • Raheem Martin (Greensboro College, 2016) • Jake Alburtus (Western Michigan, 2020) • Markus Black (Florida A&M, 2010) • Sam Little (Texas, 2020) • Ty McHone (Charlotte, 2019) • Trey Smith (Findlay, 2020) • Camden Taylor (North Carolina A&T, 2019)

Director of Scouting and Analytics: Hays Myers (LSU, 2016)

Director of Player Development: Mike Ekanem (Texas Lutheran, 2005) • pronounced EE-con-EM

Director of Internal Operations: Riley Hall (Arkansas, 2016)

Recruiting Coordinator: Ronnie Brewer Jr. (Arkansas, 2015)

Asst. Director for Basketball Operations: Jon Blake (Arkansas, 2015)

Head Strength Coach: Dave Richardson (Louisiana-Monroe, 1989)



0 • Stanley UMUDE
South Dakota '21 • General Studies
2nd Undergrad: Arts & Sciences



1 • JD NOTAE
Recreation and Sport Management



2 • Khalin "KK" ROBINSON
Recreation and Sport Management



3 • Trey WADE
Wichita State '21 • General Studies
Master's in Adult & Lifelong Learning



4 • Davonte "Devo" DAVIS
Recreation and Sport Management



5 • Au'Diese TONEY
Communications



10 • Jaylin WILLIAMS
Recreation and Sport Management



11 • Chris LYKES
Miami '21 • Sport Admin/Marketing
2nd Undergrad: Arts & Sciences



13 • Chance MOORE
Recreation and Sport Management



14 • Jaxson ROBINSON
Arts and Sciences



20 • Kamani JOHNSON
Communications



21 • Cade ARBOGAST
Communications



23 • Connor VANOVER
Communications



45 • Lawson BLAKE
Exercise Science



Eric MUSSELMAN
Head Coach



Clay MOSER
Assistant Coach



Gus ARGENAL
Assistant Coach



Keith SMART
Assistant Coach



Anthony RUTA
Director of Basketball Operations



Hays MYERS
Director of Scouting & Analytics



Michael MUSSELMAN
Dir. of Recruiting/Asst. Dir. Ops



Riley HALL
Director of Internal Operations



Mike EKANEM
Dir. of Player Development



Ronnie BREWER Jr.
Recruiting Coordinator



Jon BLAKE
Ast. Dir. of Administration

ABOUT ARKANSAS

Location.....Fayetteville, Ark.
Enrollment.....27,559
Founded.....1871
Colors.....Cardinal (PMS 201) and White
Nickname.....Razorbacks
Conference.....Southeastern (SEC)
System President.....Dr. Donald R. Bobbitt (Arkansas, 1980)
Interim Chancellor ... Dr. Charles F. Robinson (Houston, 1987)
Vice Chancellor / AD.....Hunter Yurachek (Guilford, 1990)
Faculty Representative.....Gerald Jordan (Arkansas, 1970)
Deputy AD/MBB Admin.... Clayton Hamilton (Arkansas, 1994)
Arena (Capacity).....Bud Walton Arena (19,200)

HISTORY

First Year of Basketball.....1923-24
Seasons.....99th
Head Coaches.....13
Overall Conference Championships.....24 (2 SEC, 22 SWC)
NCAA Tournament Record / App.....45-33 (.577) / 34
NIT Record / App.....6-5 / 4
SEC Tournament Record.....29-28

Inside the Numbers

- The loss to Vanderbilt was a rarity in that Arkansas was leading at the half but did not hold on for the win.
 - Arkansas is now 8-1 this season when leading at the half
 - Arkansas lost for just the third time in such games under Coach Musselman (42-3)
 - Coach Musselman is 125-7 all-time as a collegiate coach when leading at the half.
- Arkansas had 11 steals versus Vanderbilt – thanks to 5 by JD Notae alone.
 - It was the third time to have double-digit steals in a game this year and first since getting 16 vs UCA on Dec. 1
- Two players were +10 in the loss to Vanderbilt ... both equally impressive considering it was a one-point loss**
 - One would be logical as Au'Diese Toney scored 20 points in 35:51 minutes played (meaning the team was -11 with him off the court for 4:09).
 - The other less logical as Chris Lykes only played 10 minutes and score just 1 point

Umude Opens SEC Play in Fine Fashion

- Stanley Umude scored 19 points in the SEC opener at Miss State and followed that with a season-high 28 points vs Vandy.
 - Both outputs were team highs for those games.
- Umude is second in the SEC in scoring through two league games at 23.5 ppg.** (USC's Erik Stephenson scored 26 in his lone game of the season to rank 1st)
- at Miss State 7-12 FG 2-4 3PT 3-4 FT 2 steals 19 pts
vs Vandy 11-20 FG 3-7 3PT 3-4 FT 3 steals 28 pts
TOTALS 18-32 FG 5-11 3PT 6-8 FT 5 steals 47 pts
- Umude ranked 9th in the NCAA in scoring last season (21.6 ppg) and now has 32 career 20-point games.
- Umude showed flashes earlier in the year
 - Had 10 points in back-to-back games versus Northern Iowa and Kansas State.
 - He also had 19 points versus Penn followed 17 points versus UCA.
 - However, after UCA, he only scored 25 total points over the next five games prior to Mississippi State.

Toney Returns to Form

- Au'Diese Toney was Arkansas' second-leading scorer though the first eight games (14.0 ppg), scoring double digits seven times in including four games with at least 18 points.
 - GAMES 1-8: 2nd leading scorer 14.0 pg 40-of-58 FG (.690) 29-of-40 (.725) FT
 - GAMES 9-13: 8th leading scorer (2 pf 27 pts at FT line) 5.4 ppg 7-of-15 FG (.497) 12-of-14 (.857)
- Toney returned to form vs Vanderbilt scoring a season-high 20 points and tied a season-high with three assists.**
 - Was 6-of-7 from the field - including 5-of-5 in the 2nd half - scored 16 of his 20 in the 2nd half.
 - Was 7-of-9 at the free throw line.

Can It Be This Simple?

- Other than the score, obviously, there is only one stat that stands out in Arkansas' wins and losses ... Rebounding.
- Arkansas is 10-0 when out-rebounding (8-0) its opponents or tying (2-0) its opponents in rebounding this season. Arkansas is 0-4 when being out-rebounded by its opponents.**
- The trend is similar since Musselman's arrival to Fayetteville.
 - Out-rebounding opponent: **Muss Era: 29-3**
 - Rebounds are even: **Muss Era: 4-1**
 - Out-rebounded by opp.: **Muss Era: 21-20**
- In wins, Arkansas is out-rebounding its opponents by 10.4 boards per game ... and getting 5.1 more offensive boards
- In losses, Arkansas is being out-rebounded by 7.4 boards per game ... and being out-rebounded on the offensive glass

Opponents Not Getting Many 2nd Chances

- Arkansas is just 8th in the SEC in rebounds per game (37.50) and 8th in defensive rebounds per game (26.64).
HOWEVER, when opponents miss, Arkansas will likely get the defensive rebound.
- Arkansas leads the SEC in defensive rebounds percentage (.784)** and opponents have only managed 103 total offensive rebounds this season – the 2nd fewest among SEC teams – compared to 373 Arkansas defensive boards.
- Arkansas opponents have scored 8 or fewer second-chance points in 12 of 14 games this year including:**

2 by UCA	3 (3x) by Mercer and Gardner-Webb
4 by Cincinnati	6 (3x) by Little Rock, Charlotte, Oklahoma
7 by Penn	8 (4x) by Kansas State, Hofstra, Elon, Vanderbilt

 - Northern Iowa (16) and Mississippi State (14) are the only teams to score double-digits on second-chance points this season.
- Arkansas has held opponents to six or fewer offensive boards seven times in 12 games.**
 - Versus UCA, only two Bears recorded a single offensive rebound (one each) while the "team" had three offensive rebounds
 - Charlotte had ZERO offensive rebounds in the first half and finished with four for the game.
 - K-State (12) and Mississippi State (15) are the only teams to grab double-digit offensive rebounds this year.

3-Ball Streak Continues

- On Feb. 9, 2019, Mason Jones made a 3-pointer at 18:43 of the first half at South Carolina to mark the 1,000th-straight game Arkansas made at least one triple.
- Arkansas ranks third on the NCAA active list of teams that have made at least one 3-pointer.
 - UNLV 1,142 consecutive games (thru 1/1; next 1/8)
 - Duke 1,127 consecutive games (thru 1/4; next 1/8)
 - ARKANSAS 1,089 CONSECUTIVE GAMES**
 - Western Kentucky 1,083 consecutive games (thru 1/1; next 1/8)
- UNLV and Princeton (971 straight games - thru 12/21; Next 1/7) have made a 3-pointer in every game since the NCAA adopted the rule in 1986-87. Kentucky and Vanderbilt are the only other teams that made a 3-pointer in over 1,000 straight games.
- The last game Arkansas did not make a 3-pointer was when the Razorbacks went 0-for-2 at Texas on Jan. 07, 1989.**

Freebies; A Musselman Trademark

- Arkansas made (29) and attempted (35) season highs in free throws versus Elon.
- In general, Eric Musselman's collegiate teams do a great job getting to the free throw line. In fact, his teams have either

PRESEASON PRAISE

Davonte Davis

- Preseason 2nd Tm All-SEC (Media)
- Preseason 2nd Tm All-SEC (Coaches)
- 1 of 20 Break-Out Players (Jon Rothstein - College Hoops Today)

CHRIS LYKES

- 2022 Jersey Mike's Naismith Trophy Watch List
- #20 ranked returning player in college basketball (Andy Katz - March Madness)
- #51 on CBSSports.com Top 100 and 1 Best College Basketball Players entering 2021-22
- 1 of 30 Impact Transfers (Jon Rothstein - College Hoops Today)

JD Notae

- Preseason 1st Tm All-SEC (Coaches)

Jaylin Williams

- 1 of 20 Under-The Radar Break-Out Player (Jon Rothstein - College Hoops Today)
- 1 of 20 Glue Guys (Jon Rothstein - College Hoops Today)

Razorback Transfers Bring Lots of Scoring

Arkansas has five transfers that are immediately eligible this year, one that had to sit-out last season and two that played last year, but had to sit out the 2019-20 season. Here is the breakdown

- 5 immediately eligible transfers 4,125 pts**
 - Stanley Umude 1,520 at South Dakota
 - Chris Lykes 1,256 at Miami
 - Au'Diese Toney 763 at Pitt
 - Trey Wade 556 at UTEP/Wichita St.
 - Jaxson Robinson 30 at Texas A&M
- 1 sit-out transfer 479 pts**
 - Kamani Johnson 479 at Little Rock
- 2 previous sit-outs 1,138 pts**
 - JD Notae 929 at Jacksonville
 - Connor Vanover 209 at Cal

Transfers Eligible for 2021-22 (D-I pts only)

School	No.	Points
Arkansas	6	4,604
Florida	4	3,882
SMU	4	3,733
Penn State	4	3,577
Kentucky	4	3,538
Georgia	5	3,354

Total Transfers on Roster (pts at previous D-I only)

School	No.	Points
Arkansas	8	5,742
Florida	6	4,615
Kentucky	5	4,175
Penn State	5	4,728

2021-22 MISCELLANEOUS STATS

DOUBLE-FIGURE SCORING GAMES

Player	17-18	18-19	19-20	20-21	21-22	Career
Davis	NA	NA	NA	14	7	21
Johnson	NA	5	15	RS	1	21
Lykes	16	27	21	2*	9	75
Moore	NA	NA	NA	NA	-	-
Notae	23	24	RS	21	13	81
J. Robinson	NA	NA	NA	0	1	1
K. Robinson	NA	NA	NA	1	-	1
Toney	NA	9	14	12	8	43
Umude	0	19	28	24	6	77
Vanover	NA	9	RS	7	2	18
Wade	9	JC	9	3	-	21
Williams	NA	NA	NA	1	2	3

20+ POINT SCORING GAMES

Player	17-18	18-19	19-20	20-21	21-22	Career
Davis	NA	NA	NA	1	1	2
Johnson	NA	0	3	RS	-	3
Lykes	0	10	6	1*	2	19
Notae	7	8	RS	5	4	24
Toney	NA	1	2	3	1	7
Umude	0	8	9	14	1	32
Vanover	NA	1	RS	1	-	2
Wade	1	JC	1	1	-	3

30+/40+ POINT SCORING GAMES

Player	17-18	18-19	19-20	20-21	21-22	Career
Johnson	NA	0/0	2/0	RS	-/-	2 / 0
Notae	1/0	1/1	RS	0/0	1/0	3 / 1
Umude	0/0	1/0	0/0	5/1	-/-	6 / 1

3+ THREE-POINTERS IN A GAME

Player	17-18	18-19	19-20	20-21	21-22	Career
Davis	NA	NA	NA	1	1	2
Lykes	5	10	6	1*	2	24
Notae	7	11	RS	7	4	29
J. Robinson	NA	NA	NA	0	2	2
K. Robinson	NA	NA	NA	1	-	1
Toney	NA	0	1	1	-	2
Umude	0	1	2	5	1	9
Vanover	NA	1	RS	1	-	2
Wade	1	JC	2	1	-	4

5+ THREE-POINTERS IN A GAME

Player	17-18	18-19	19-20	20-21	21-22	Career
Lykes	0	2	2	0*	-	4
Notae	2	4	RS	0	1	7
Umude	0	0	0	2	-	2
Vanover	NA	1	RS	0	-	1

DOUBLE FIGURE REBOUNDING GAMES

Player	17-18	18-19	19-20	20-21	21-22	Career
Johnson	NA	1	6	RS	-	7
Notae	2	3	RS	0	1	6
Toney	NA	1	1	2	1	5
Umude	0	4	5	5	-	14
Vanover	NA	0	RS	2	-	2
Wade	1	JC	3	1	-	5
Williams	NA	NA	NA	4	3	7

DOUBLE FIGURE ASSISTS GAMES

Player	17-18	18-19	19-20	20-21	21-22	Career
Notae	0	1	RS	0	-	1

DOUBLE-DOUBLES

Player	17-18	18-19	19-20	20-21	21-22	Career
Johnson	NA	0	4	RS	-	4
Notae	2	3	RS	0	1	6
Toney	NA	0	1	2	1	4
Umude	0	3	5	5	-	13
Wade	1	JC	2	0	-	3

TRIPLE-DOUBLES

Player	17-18	18-19	19-20	20-21	21-22	Career
Notae	0	1	RS	0	-	1

5+ ASSIST GAMES

Player	17-18	18-19	19-20	20-21	21-22	Career
Davis	NA	NA	NA	2	5	7
Johnson	NA	0	3	RS	-	3
Lykes	6	6	3	2*	1	18
Notae	2	9	RS	3	5	19
Toney	NA	0	0	2	-	2
Umude	0	1	3	7	-	11
Wade	0	JC	0	2	-	2
Williams	NA	NA	NA	0	5	5

3+ STEALS IN A GAME

Player	17-18	18-19	19-20	20-21	21-22	Career
Davis	NA	NA	NA	2	1	3
Johnson	NA	1	0	RS	-	1
Lykes	1	4	2	1*	1	9
Notae	11	8	RS	6	5	30
Toney	NA	1	4	1	-	6
Umude	0	2	1	2	-	5
Vanover	NA	0	RS	1	-	1
Wade	1	JC	1	1	-	3
Williams	NA	NA	NA	0	1	1

3+ BLOCKS IN A GAME

Player	17-18	18-19	19-20	20-21	21-22	Career
Johnson	NA	0	0	RS	1	1
Notae	1	2	RS	1	-	4
Umude	0	5	6	1	-	12
Vanover	NA	5	RS	8	1	14
Wade	2	JC	1	0	1	4
Williams	NA	NA	NA	1	2	3

ranked 1st or 2nd in their respective leagues and among the NCAA top 25 in each of his first six years.

• Below are Musselman's teams' ranking in the **NCAA (first)** and in their respective leagues (**second**) in the categories:

	2015-16	2016-17	2017-18	2018-19	2019-20	2020-21	2021-22
FT Att (NCAA/Conf)	2 / 1	13 / 1	16 / 2	16 / 1	8 / 2	4 / 1	11 / 1
FT Made (NCAA/Conf)	1 / 1	24 / 2	9 / 1	17 / 1	3 / 1	2 / 1	10 / 1

INDIVIDUALLY

• 2016-17 Jordan Caroline: 10th in NCAA in FT Att (251) • Marcus Marshall 33rd in FT made (164)

• 2017-18 Jordan Caroline: 8th in NCAA in FT Att (251) and 26th in FT made (178)

• 2019-20 Mason Jones led the NCAA in free throws made (233) and attempted (282)

• 2020-21 Moses Moody ranked 2nd in the NCAA in free throws made (151) and attempted (186)

• **2021-22 Chris Lykes ranks 15th in the NCAA (1st in the SEC) in free throws made (65)**

^ Lykes made 10-of-10 FT vs Kansas State ... all inside the final 1:46

^ Lykes made 8-of-10 FT vs Cincinnati ... including 4-f-4 inside the final 21 seconds

^ Lykes made 12-of-12 FT vs Elon

Au'Diese Toney ranks 4th in the SEC in free throws attempts (63) and 5th in makes (48)

Lykes Likes Line (Clutch Inside 3 Minutes)

• Chris Lykes is on the **Jersey Mike's Naismith Trophy Watch List** and, right now, **perhaps the leader for the nation's Sixth Man of the Year**.

• **He leads the SEC (15th NCAA) in free throws made (65).**

• **Made 21 straight at the free throw line spanning five games** (missed his final attempt vs Vandy).

• **Inside the final 3 minutes of game, Lykes is 32-of-33 at the free throw line.**

BIG GAMES FOR LYKES

• He led the team in scoring in back-to-back games with 26 points versus Northern Iowa and 14 versus Kansas State.

^ The 26-point performance versus UNI was two points off his career high and his 17th career 20-point game. **It was just the 11th time since Arkansas joined the SEC (1991-92) that a Razorback scored 26+ points off the bench.** (HogStats)

^ Versus K-State, scored a game-high 14 pts (tied) and was 10-of-10 from the free throw line inside the final 1:46 to seal the win.

^ Versus Cincinnati, Lykes was 8-of-10 from the free throw line, including 4-of-4 inside the final 21 seconds to seal the win.

• He only scored nine points versus UCA but had a season-high five assists.

• Versus Hofstra, Lykes made four 3's to tie a season high and had a season-high three steals.

^ Lykes was 4-of-9 vs Hofstra and he was 4-of-7 versus UNI

^ Between those games (7 game span) he was just 4-of-22 from deep.

• Lykes led Arkansas versus Elon, scoring 21 points on just eight field goal attempts. He was 12-of-12 at the line.

#1 is #1

• JD Notae, the 2021 SEC and National Sixth Man of the Year, returned to that role versus Hofstra as he was the first Razorback off the bench. He responded by scoring a team-best 20 points and making 4-of-9 from 3-point range.

• He "only" scored 15 points versus Elon –but tied for the team lead with seven rebounds.

• Notae missed the SEC opener at Mississippi State (ilness) and returned versus Vandy to scored 16 and get five steals.

• **With "just" 31 points the last two games, Notae barely dropped to second in the SEC in scoring at 17.8 ppg.**

^ IN 13 games each ... Vandy's Scotty Pippen Jr. has 239 points and Notae has 232.

• Notae is the only Razorback to score in double figures in all 13 games he has played this season. However, he has only led the Hogs in scoring in five of the 13.

• **Notae has had at least two steals in 12 of his 13 games – getting just one versus Elon – and continues TO LEAD IN THE SEC AND RANK 4TH NATIONALLY in the category (2.85 avg.)**

^ Notae had seven steals in the season opener versus Mercer

^ Notae had five steals versus Vandy (and was a factor in Pippen Jr having 7 turnovers in the game)

^ Notae added four steal versus Charlotte and has tallied three on two occasions.

• **Notae leads the SEC in minutes per game (34:20)**

^ Has only committed 31 turnovers despite the ball being in his hands a lot ... **just 1 turnover every 14.75 minutes played.**

^ He ranks third on the team and 14th in the SEC in assists (3.3 avg).

^ Had nine assists vs Northern Iowa, including seven in the second half when he played primarily point guard.

^ Led the team with six assists vs UCA.

^ Has led the team in assists 5x ... the same number for times he has lead the team in scoring.

Noting Notae

• JD Notae is 1 of just 6 in the SEC to rank among the league's top 15 in both scoring and assists.

^ JD Notae (ARK) 17.85 ppg 2nd SEC 3.31 apg 14th SEC

^ Iverson Molinar (MS ST) 16.85 ppg 3rd SEC 4.46 apg 5th SEC

^ Jahvon Quinerly (BAMA) 15.21 ppg 7th SEC 4.36 apg 7th SEC

^ Santiago Vescovi (TENN) 13.54 ppg 13th 3.31 apg 14th SEC

^ Ty Ty Washington (KY) 13.36 ppg 14th SEC 3.93 apg 9th SEC

^ Kennedy Chandler (TENN) 13.33 ppg 15th SEC 5.42 apg 3rd SEC

• Notae also ranks 14th in the SEC in defensive rebounding, making him **the only player in the league to rank among the top 15 in scoring, assists and defensive rebounding.**

^ Notae had 10 defensive boards vs Charlotte while adding 9 versus Penn.

BIG GAMES

• **Scored 30 in the season opener versus Mercer.** Added a career-high seven steals.

^ It was his third career 30+ point game and his best effort as a Razorback.

^ He was the sixth Razorback to score at least 30 in a season opener.

^ It marked the 134th time in Arkansas history a player has scored at least 30 points and Notae was the 50th Razorback to accomplish the feat.

• **Scored a game-high 28 in the win over Penn.** Added nine rebounds and five assists.

^ Was 13-of-24 from the field

^ When Penn got to within 10 with 4:11 left, Notae went on a personal 8-0 run to put Arkansas up 18 with 27 seconds left.

• **Versus Northern Iowa, JD Notae just missed his second career triple-double** with 17 points, 9 assists and 8 rebounds. Oh, by the way, he only committed one turnover in 38:52 minutes played.

- ^ Notae is the first Razorback to get at least 17 points, 8 rebounds and 9 assists in a game since Courtney Fortson's triple-double (20-10-11) against North Carolina Central on 12/10/2008. (HogStats)
- **Versus Charlotte**, recorded his sixth career double-double with 23 points and 10 rebounds. He added four steals as well.

Williams is Willing Passer ... Hits the Boards ... And Takes Charge

PASSING

- Jaylin Williams ranks second on the team with 49 helpers.
 - ^ Posted a then career-highs of five assists in each of the first two games (Mercer and Garner-Webb)
 - ^ Then, **had a career-high seven assists versus Northern Iowa**.
 - ^ He also led the team with:
 - four assists versus Cincinnati
 - six assists vs Penn
 - six assists at Mississippi State
- **WILLIAMS IS 1 OF 12 PLAYERS IN THE NCAA, 6-9 OR TALLER, TO AVERAGE OVER 3.0 ASSISTS PER GAME**
 - ^ **Williams ranks 13th in the SEC in assists per game (3.50).**
 - ^ Williams leads the team and ranks 11th in the SEC in assist-to-turnover ratio (1.81).

STEALS

- Jaylin Williams is third on the team in steals with 15 behind guards JD Notae (37) and Davonte Davis (16).
 - ^ Impressive to have that many steals as the man he guards (a post player) does not have the ball that often like guards.
 - ^ **Is second on the team in ball deflections** (including steals and blocked shots) **with 79 behind Notae's team-best 93.**

REBOUNDING

- Jaylin Williams has pulled down at least six rebounds in all 14 games and at least 8 in 9 of the 14.
 - ^ Ranks 4th in the SEC in overall rebounds (8.3)
 - ^ Ranks 2nd in the SEC (**40th NCAA**) in defensive rebounds (6.50)
 - ^ **Pulled down a career-high 13 rebounds vs UCA**, including 9 defensive (8 defensive in the first half alone)
 - ^ Tallied a **then career-high 11 rebounds versus Cincinnati**
 - ^ **He is coming off this third double-digit rebound performance vs Vanderbilt with 10 (including 8 defensive)**
 - ^ **Recorded nine boards versus Penn and tallied eight 5x (Mercer, Gardner-Webb, Kansas State, Charlotte, Hofstra).**

TAKING CHARGES

- Jaylin William led the team by taking 16 charges last season and leads the team by taking 13 charges this season.
 - ^ Williams took a an impressive four charges versus Cincinnati, including one with nine seconds left to help seal the win.
 - ^ Williams took three charges in the win versus Gardner-Webb.

JWill Stat Fact

- **Jaylin Williams is the only player in the SEC to rank among the top 20 in rebounds and top 15 in assists.**
 - ^ 4th in rebounds (8.29)
 - ^ 13th in assists (3.50)

Au'Some In KC ... and Versus Vandy

- Au'Diese Toney was named **Hall of Fame Classic MVP** as he led the team in both scoring (16.0 avg) and rebounding (9.0 avg).
 - ^ Scored 13 vs K-State and 19 vs Cincinnati while grabbing nine rebounds in each game.
 - ^ Was a combined 12-of-15 at the free throw line in Kansas City.
- Versus Vandy, Toney had his first 20-point game as a Razorback, scoring 16 of his 20 in the 2nd half (5-of-5 FG)
 - He leads the team by shooting 66.3% from the field.
 - **Only missed two FG vs UCA and LR combined, going a combined 13-of-15 (.867).**
 - Has missed three or fewer FG in 13 of 14 games with his "worst" game being a 4-of-8 effort vs K-State (with 9 reb and 13 pts).
- **Ranks 5th in the SEC in FT made (48), 4th in FT attempts (63) and 13th in FT percentage (.762).**
- **Ranks 11th in the SEC in offensive rebounds (2.36)**

Robinson Returns to Reed ... Getting More Comfortable

- Jaxson Robinson transferred to Arkansas after spending his freshman season at Texas A&M. He played in 14 of the Aggies 18 games with three starts.
- Robinson only played in 6 of Arkansas' first 11 games, but has started each of the last three:

GAMES 1-11:	6 app/0 starts	11-of-25 FG (.440)	7-of-20 3PT (.350)	5 rebs	3 assists	29 pts (4.8 avg.)
GAMES 12-14:	3 app/3 starts	7-of-19 FG (.368)	6-of-18 3PT (.333)	13 rebs	4 assist	23 pts (7.7 avg.)
- Has set career highs in many categories in each of the last three contests

	ELON	20 min #	4 FG made *	3 3's made *	3 FT made *	3 rebs	0 assts	1 BLK *	14 PTS *
MS ST	31 min *	2 FG made	2 3's made	0 FT made	7 rebs *	1 assist	0 BLK	6 PTS	
VANDY	31 min *	1 FG made	1 3's made	0 FT made	3 rebs	3 assists *	1 BLK *	3 PTS	

- was a career high ^ - current current high

Davis Has Career Game vs Oklahoma; Has Other Record Game vs Elon

- Davonte Davis was the lone bright spot in the loss to Oklahoma.
 - **Scored a career-high 26 points** – his 2nd career 20-point game • previous career-high was 20 vs Georgia (1/9/21)
 - Made and took a career-high 9-of-21 FG
 - **Made and took a career-high 4-of-8 3PT – entered the game with just 6 career 3's made in 39 games**
 - Played a career-high 38:56 minutes
- Last time out, Davis played 34:04 and did not attempt a field goal. However, he did dish out six assists and he tied a season high with six rebounds.
 - ^ **Per @sports_ref, Davis became the only Power 6 player since a least 2010-11 to have a game with 6+ assists, 6+ rebounds and no field goal attempts.**
- This is the second time Davis played 34 minutes and did not attempt a shot. In the season opener, Davis did not even attempt a free throw but led the team with a +15 thanks to four rebonds and three steals.

2021-22 MISCELLANEOUS STATS

RECORD BREAKDOWN

At Home	2021-22: 8-1	Muss Era: 38-6
On The Road	2021-22: 0-1	Muss Era: 9-13
Neutral Site	2021-22: 2-2	Muss Era: 8-4
White "Razorback" Uni	2021-22: 3-0	Muss Era: 16-0
White "94 "Razorback" Uni	2021-22: 3-1	Muss Era: 17-5
White "Hog" Uniforms	2021-22: 3-1	Muss Era: 12-3
Cardinal Uniforms	2021-22: 1-2	Muss Era: 10-14
Anthracite Uniforms	2021-22: 0-0	Muss Era: 0-1

GENERAL

When ARK controls tip	2021-22: 7-4	Muss Era: 35-11
When OPP controls tip	2021-22: 3-0	Muss Era: 20-12
When ARK scores first	2021-22: 9-0	Muss Era: 34-8
When OPP scores first	2021-22: 1-4	Muss Era: 21-15

LEADS AND DEFICITS

Leading at the half	2021-22: 8-1	Muss Era: 42-3
2021-22: home: 7-1 road: 0-0 neutral 1-0		
Trailing at the half	2021-22: 2-3	Muss Era: 13-20
2021-22: home: 1-0 road: 0-1 neutral: 1-2		
Tied at the half	2021-22: 0-0	Muss Era: 0-0
2021-22: home: 0-0 road: 0-0 neutral 0-0		

With 5:00 left	Leading: 9-0 Trailing: 0-4 Tied: 1-0
• Muss Era	Leading: 49-3 Trailing: 4-19 Tied: 2-1
With 2:00 left	Leading: 9-0 Trailing: 1-4 Tied: 0-0
• Muss Era	Leading: 52-4 Trailing: 3-17 Tied: 0-2

Games decided by 1-to-5 points	0-1
Games decided by 6-to-10 points	2-1
Overtime games	0-0

OFFENSE

Scoring less than 70 points	2021-22: 0-2	Muss Era: 9-8
Scoring 70-79 points	2021-22: 4-1	Muss Era: 18-13
Scoring 80-89 points	2021-22: 3-1	Muss Era: 16-2
Scoring 90-99 points	2021-22: 3-0	Muss Era: 9-0
Scoring 100+ points	2021-22: 0-0	Muss Era: 3-0
1-2 Hogs in Double Figures	2021-22: 0-2	Muss Era: 2-7
3 Hogs in Double Figures	2021-22: 4-2	Muss Era: 21-12
4 Hogs in Double Figures	2021-22: 4-0	Muss Era: 21-2
5-7 Hogs in Double Figures	2021-22: 2-0	Muss Era: 19-2
8+ Hogs in Double Figures	2021-22: 0-0	Muss Era: 1-0
At least 1 Hog Scores 20+	2021-22: 5-3	Muss Era: 24-9
2+ Hogs Score 20+	2021-22: 0-1	Muss Era: 14-7

FG% (Muss Era)	at least 50%: 4-0 (15-1) < 50%: 6-4 (40-22)
3FG% (Muss Era)	at least 33%: 3-1 (29-7) < 33%: 7-3 (26-16)

REBOUNDING/TURNOVERS

Out-rebounding opponent	2021-22: 8-0	Muss Era: 29-3
Out-rebounded by opp.	2021-22: 0-4	Muss Era: 21-20
Rebounds are even	2021-22: 2-0	Muss Era: 4-1
Grabbing 10+ off reb	2021-22: 8-1	Muss Era: 28-11
Forcing 15+ turnovers	2021-22: 4-2	Muss Era: 29-13
Committing less than 15 TO	2021-22: 7-1	Muss Era: 41-11

BY MONTH

In November	6-0
In December	4-3
In January	0-1
In February	0-0
In March	0-0

LED HIS TEAM IN SCORING (INCLUDES TIES)

Player	17-18	18-19	19-20	20-21	21-22	Career
Davis	NA	NA	NA	3	1	4
Johnson	NA	0	5	RS	-	5
Lykes	3	13	11	1	2	30
Notae	15	16	RS	7	5	43
J. Robinson	NA	NA	NA	0	-	0
Toney	NA	0	3	1	2	6
Umude	0	13	13	14	3	43
Vanover	NA	1	RS	2	2	5
Wade	5	JC	3	1	-	9

LED HIS TEAM IN REBOUNDING (INCLUDES TIES)

Player	17-18	18-19	19-20	20-21	21-22	Career
Davis	NA	NA	NA	2	-	2
Johnson	NA	2	8	RS	1	111
Lykes (assists)	6	12	10	1	-	28
Notae	3	13	RS	0	3	20
J. Robinson	NA	NA	NA	0	1	1
Toney	NA	12	5	2	3	22
Umude	0	8	13	12	1	34
Vanover	NA	3	RS	5	-	8
Wade	5	JC	7	5	-	17
Williams	NA	NA	NA	7	8	15

ARKANSAS IN 2020-21 RANKINGS

Thru Jan 5, 2022



TEAM IN THE NCAA/SEC

	NCAA	SEC	NO.
3-pt Field Goal Attempts (350 ranked)	154	7	305
Assist Turnover Ratio (350 ranked)	57	4	1.28
Assists Per Game (350 ranked)	56	3	15.8
Blocked Shots Per Game (350 ranked)	86	9	4.1
Defensive Rebounds per Game (350 ranked)	124	8	26.64
Fewest Fouls (350 ranked)	230	10	226
Fewest Turnovers (350 ranked)	186	7	173
Field-Goal Percentage (350 ranked)	86	5	46.2
Field-Goal Percentage Defense (350 ranked)	219	12	43.2
Free Throw Attempts (350 ranked)	11	1	316
Free Throws Made (350 ranked)	10	1	230
Free-Throw Percentage (350 ranked)	117	3	72.8
Offensive Rebounds Per Game (350 ranked)	140	12	10.86
Personal Fouls Per Game (350 ranked)	153	8	16.1
Rebound Margin (350 ranked)	69	5	5.4
Scoring Defense (350 ranked)	235	12	70.9
Scoring Margin (350 ranked)	92	9	9.1
Scoring Offense (350 ranked)	34	4	80
Steals Per Game (350 ranked)	75	8	8.1
Three Pt FG Defense (350 ranked)	310	13	36.3
Three-Point Field Goals Per Game (350 ranked)	254	11	6.6
Three-Point Field-Goal Percentage (350 ranked)	296	13	30.2
Total 3-point FGM (350 ranked)	213	10	92
Total Assists (350 ranked)	42	3	221
Total Blocks (350 ranked)	66	8	58
Total Rebounds (350 ranked)	84	6	525
Total Rebounds Per Game (350 ranked)	112	8	37.5
Total Steals (350 ranked)	51	6	113
Turnover Margin (348 ranked)	78	8	2.4
Turnovers Forced (349 ranked)	100	9	14.79
Turnovers Per Game (350 ranked)	113	5	12.4
Won-Lost Percentage (349 ranked)	72	8	71.4

RAZORBACKS IN THE NCAA/SEC

	PLAYER	NCAA	SEC	NO.
3-pt Field Goal Attempts (350 ranked)	JD Notae	54	3	99
Assist Turnover Ratio (347 ranked)	Jaylin Williams	159	11	1.81
	Davonte Davis	166	12	1.79
	JD Notae	276	18	1.39
Assists Per Game (349 ranked)	Davonte Davis	179	10	3.7
	Jaylin Williams	217	13	3.5
	JD Notae	264	14	3.3
Blocked Shots Per Game (347 ranked)	Jaylin Williams	191	12	1.14
Defensive Rebounds per Game (343 ranked)	Jaylin Williams	40	2	6.5
Double Doubles (295 ranked)	Au'Diese Toney	295	17	1
	JD Notae	295	17	1
	JD Notae	285	14	41.5
Field-Goal Percentage (328 ranked)	Chris Lykes	39	3	75
Free Throw Attempts (336 ranked)	Au'Diese Toney	97	4	63
Free Throws Made (335 ranked)	Chris Lykes	15	1	65
	Au'Diese Toney	99	5	48
Free-Throw Percentage (350 ranked)	Chris Lykes	49	3	86.7
	Au'Diese Toney	235	13	76.2
Minutes Per Game (350 ranked)	JD Notae	78	1	34:20
Offensive Rebounds Per Game (350 ranked)	Au'Diese Toney	182	11	2.36
Points Per Game (348 ranked)	JD Notae	69	2	17.8
Rebounds Per Game (346 ranked)	Jaylin Williams	58	4	8.3
Steals Per Game (347 ranked)	JD Notae	4	1	2.85
Three-Point Field Goals Per Game (349 ranked)	JD Notae	220	6	2.15
Three-Point Field-Goal Percentage (127 ranked)	--			
Total 3-point FGM (323 ranked)	JD Notae	208	6	28
Total Assists (342 ranked)	Davonte Davis	131	10	52
	Jaylin Williams	165	13	49
	JD Notae	248	15	43
	Jaylin Williams	138	8	16
Total Field Goal Attempts (342 ranked)	JD Notae	20	1	212
Total Field Goals Made (340 ranked)	JD Notae	55	1	88
Total Minutes (350 ranked)	JD Notae	149	2	446:22
Total Points (348 ranked)	JD Notae	78	2	232
Total Rebounds (343 ranked)	Jaylin Williams	47	3	116
	Au'Diese Toney	343	17	78
Total Steals (307 ranked)	JD Notae	4	1	37



ERIC MUSSELMAN LIVE RADIO SHOW

Once again, there will be 12 Arkansas basketball radio shows, all starting at 7 pm, at Sassy's BBQ and Grille (Steamboat Dr.) in Fayetteville.

Monday, Nov. 15

Monday, Nov. 29

Monday, Dec. 6

Monday, Dec. 13

Monday, Dec. 20

Monday, Jan. 3

Monday, Jan. 10

Monday, Jan. 17

Monday, Jan. 24

Monday, Jan. 31

Monday, Feb. 7

Monday, Feb. 28



COURTSIDE WITH ERIC MUSSELMAN

There will be 10, 30-minute television shows featuring head coach Eric Musselman and co-host Chuck Barrett. Each show will air on Sunday, Please check local listings for times and channels in your area.

Sunday, Jan. 2

Sunday, Jan. 9

Sunday, Jan 16

Sunday, Jan 23

Sunday, Jan 30

Sunday, Feb 6

Sunday, Feb 13

Sunday, Feb 20

Sunday, Feb 27

Sunday, Mar 6



ARKANSAS
SPORTS PROPERTIES

LEARFIELD



RAZORBACK SPORTS NETWORK RADIO AFFILIATES

Batesville (Games)	KWOZ-FM - 103.3	Glenwood	KHGZ-AM - 670
Batesville (Coach Show)	KBTA-AM - 1340	Hot Springs / Mena	KTTG-FM - 96.3
Camden	KAMD-FM - 97.1	Jonesboro	KEGI-FM - 100.5
Camden (Coach Show)	KCXY-FM - 95.3	Joplin, Mo.	KHST - FM - 101.7
Crossett	KAGH-FM - 104.9	Little Rock	KABZ-FM - 103.7
Crossett	KAGH-AM - AM 800	Magnolia	KZHE-FM - 100.5
DeQueen	KDQN-FM - 92.1	Marshall	KBCN-FM - 104.3
DeWitt	KDEW-FM - 97.3	Monett, MO	KKBL-FM - 95.9
El Dorado	KAGL-FM - 93.3	Monticello	KGPQ-FM - 99.9
Fayetteville	KQSM-FM - 92.1	Morrilton	KCON-FM - 99.3
Fayetteville (Games)	KYNG-AM - AM 1590	Mountain Home	KOMT-FM - 93.5
Fayetteville	KAKS-FM - 99.5	Ozark	KDYN-FM - 96.7
Fayetteville	KUOA-FM - 95.3	Ozark	KDYN-AM - AM 1540
Fayetteville	KUOA-AM - 1290	Searcy	KRZS-FM - 99.1
Forrest City	KBFC-FM - 93.5	Texarkana	KKTK-AM - 1400
Fort Smith	KERX-FM - 95.3	Wynne	KWYN-FM - 92.5
Glenwood	KHGZ-FM - 98.9		


SIGNING CLASS OF 2022

- **HIGHEST RATED RECRUITING CLASS IN SCHOOL HISTORY (#2 247SPORTS COMPOSITE - #2 ESPN - #3 247SPORTS - #5 RIVALS)**
- **Only school with FIVE on the Sports Illustrated All-American SI99, a ranking of the nation's top high school basketball prospects from the class of 2022.**
- First time to sign two, 5-stars (Nick Smith Jr., and Jordan Walsh) in the same class
- In fact, Arkansas now has only signed six, 5-stars since 2004. Smith and Walsh are the only two Razorback signees to rank among the ESPN top 10 (dating back to 2007).
- **Nick Smith Jr., and Jordan Walsh are on the 2022 Jersey Mike's Naismith High School Trophy Watch List**
- **Arkansas had never had a class with at least four players among the ESPN top 100 until Eric Musselman's arrival and his staff has done so twice (class of 2020 and class of 2022)**
- Since 2004, only four recruiting classes have ranked among the top 10 and Musselman's staff owns two of those - class of 2020 was #5 ESPN / #9 247Sports and class of 2022 ranks #2 in both ESPN and 247Sports.




Barry Dunning Jr.
6-6, 195, G
Mobile, Ala.
McGill Toolen Catholic HS

- **#78 on the SI99 All-American list**
- 4-Star - 76th overall by ESPN / #20 small forward in the nation
- 4-Star - 91st overall by 247Sports Composite / #25 small forward in the nation
- 3-star - 125th overall by 247Sports / #32 small forward in the nation
- 3-Star - 131st overall by Rivals / #36 small forward in the nation
- **Rated #1 player in the state of Alabama by ESPN, 247Composite, 247Sports**
- **2021 Gatorade Alabama Player of the Year**
- 2021 first team Class 6A All-State selection by the Alabama Sports Writers Association
- 1 of 5 statewide players selected to the ASWA Super All-State Team
- Averaged 21.5 points and 11.3 rebounds per game as a junior for the Yellow Jackets ... Also recorded 3.1 assists, 2.1 steals and 1.8 blocks per game




Derrian Ford
6-3, 200, G
Magnolia, Ark.
Magnolia HS

- **#71 on the SI99 All-American list**
- 4-Star - 55th overall by 247Composite / #10 combo guard in the nation
- 4-Star - 58th overall by Rivals / #11 shooting guard in the nation
- 4-Star - 59th overall by 247Sports / #11 combo guard in the nation
- 4-Star - 68th overall by ESPN / #13 shooting guard in the nation
- **2021 Gatorade Arkansas Player of the Year**
- Rated #3 player in the state of Arkansas by ESPN and 247Sports
- **2021 Class 4A Player of the Year by the Arkansas Basketball Coaches Association**
- 2021 Arkansas Democrat-Gazette first team All-Arkansas Preps (all divisions)
- Led the Panthers to a 23-1 record and the Class 4A semifinals in 2021
- Averaged 23.2 points, 7.1 rebounds and 3.0 assists as a junior
- Class 4A State Tournament MVP as a freshman and sophomore, leading his team to back-to-back championships (2019 and 2020) ... Had 54-game win streak snapped in the 2021 4A state semifinals, falling to Morrilton
- As a sophomore, tabbed first team Arkansas All-State team by MaxPreps
- Has a 4.0 GPA




Joseph Pinion
6-6, 185, F
Morrilton, Ark.
Morrilton HS

- **#93 on the SI99 All-American list**
- 4-Star - 93rd overall by ESPN / #16 shooting guard in the nation
- 4-Star - 98th overall by 247Sports Composite / #27 small forward in the nation
- 3-Star - 125th overall by Rivals / #34 small forward in the nation
- 3-Star - 135th overall by 247Sports / #34 small forward in the nation
- **2021 Arkansas Democrat-Gazette first team All-Arkansas Preps (all divisions)**
- Led Morrilton to the 2021 Class 4A title game as a junior
- Averaged 17.2 points, 6.4 rebounds, 3 assists, 2 steals and 1 block per game as a junior ... Shot 58% from two-point range, 40 percent from three and 74 percent at the free throw line
- As a sophomore, averaged 18 points, 7.9 rebounds, 1.3 assists, 1.6 steals and 1.4 steals ... As a freshman, averaged 12.3 points, 4.4 rebounds, 2 assists, 1 steal and 1 block



Nick Smith Jr.
6-5, 185, G
North Little Rock, Ark.
North Little Rock HS

- **#3 on the SI99 All-American list**
- **5-Star - 6th overall by ESPN / #4 shooting guard in the nation**
- **5-Star - 8th overall by 247Sports / #3 combo guard in the nation**
- **5-Star - 9th overall by 247Composite / #3 combo guard in the nation**
- **5-Star - 16th overall by Rivals / #2 point guard in the nation**
- **At #6 by ESPN, is the third-highest rated player to ever sign with Arkansas trailing Corliss Williamson (ranked either #1 or #2 by all the recruiting services) and Al Jefferson (ranked #3 by 247Sports and #4 by Rivals in 2004).**
- **On the 2021-22 Jersey Mike's Naismith National High School Player of the Year Watch List**
- Consensus #1 player from Arkansas by the recruiting websites
- **20221 MaxPreps Arkansas High School Basketball Player of the Year**
- 2021 Arkansas Democrat-Gazette All-Arkansas Preps (all divisions) Player of the Year ... Averaged 25 points, 5 rebounds and 4 assists
- 2020 Arkansas Democrat-Gazette All-Arkansas Preps Underclassman of the Year ... Averaged 21.3 points, 3 rebounds and 3 steals
- Played at Sylvan Hills as a junior and sophomore
- In the summer of 2021, led Brad Beal Elite AAU team to a 6-2 record and the finals of Peach Jam while averaging 18.6 points, 3 rebounds and 3 assists per game ... Scored 31 points (10-of-18 shooting) in the championship game and became the first player since NBA star Michael Porter Jr. to score more than 30 in the finals.



Jordan Walsh
6-7, 200, F
Desoto, Texas
Link Year (Mo.) Prep

- **#32 on the SI99 All-American list**
- **5-Star - 7th overall by ESPN / #2 small forward in the nation**
- **5-Star - 27th overall by 247Composite / #7 small forward in the nation**
- 4-Star - 31st overall by Rivals / #11 small forward in the nation
- 4-star - 38th overall by 247Sports / #10 small forward in the nation
- **Rated #1 player from Texas by ESPN and #2 in the state by 247Sports**
- **On the 2021-22 Jersey Mike's Naismith National High School Player of the Year Watch List**
- 2021 4A All-State as named by the Texas Association of Basketball Coaches
- In the summer of 2021, played for Drive Nation program on the Nike EYBL circuit and averaged 12.3 points, 7.4 points and 3.3 assists while shooting better than 50% inside the arc ... Tallied three double-doubles, including a 17-point, 10-rebound, 4-assist effort
- As a junior at Oak Cliff's Faith and Family Academy, averaged 18 points, 11 rebounds, five assists, 2.4 steals and 2.3 blocks per game for a squad that finished 25-6 and advanced to the Class 4A state semifinals
- Also led the Eagles to the state semifinals as a sophomore before the remainder of the state tournament was canceled due to COVID-19
- As a freshman, led Faith and Family to a 36-6 record and its first Class 4A state title ... In fact, his dunk just before the final buzzer provided the 53-51 victory against Liberty Hill



2021-22 SEC STANDINGS

Through Jan. 5, 2022



	SEC	PCT.	HOME	AWAY	OVERALL	PCT.	HOME	ROAD	NEUTRAL	STRK
Alabama	2-0	1.000	1-0	1-0	11-3	.786	7-0	1-0	3-2	W2
Auburn	2-0	1.000	1-0	1-0	13-1	.929	7-0	3-0	3-1	W10
Mississippi State	1-0	1.000	1-0	0-0	10-3	.769	8-1	0-0	2-2	W4
Texas A&M	1-0	1.000	0-0	1-0	12-2	.857	8-0	2-0	2-2	W5
Vanderbilt	1-0	1.000	0-0	1-0	9-4	.692	5-3	3-1	1-0	W4
Kentucky	1-1	.500	1-0	0-1	11-3	.786	10-0	0-2	1-1	L1
LSU	1-1	.500	1-0	0-1	13-1	.929	9-0	0-1	4-0	W1
Tennessee	1-1	.500	1-0	0-1	10-3	.714	8-0	1-1	1-2	W1
Arkansas	0-2	.000	0-1	0-1	10-4	.714	8-1	0-1	2-2	L2
Florida	0-1	.000	0-1	0-0	9-4	.692	6-2	0-1	3-1	L1
South Carolina	0-1	.000	0-1	0-0	9-4	.692	7-1	0-2	2-1	L1
Ole Miss	0-1	.000	0-0	0-1	8-5	.615	7-1	0-1	1-3	L2
Missouri	0-1	.000	0-0	0-1	6-7	.462	5-2	0-3	1-2	L2
Georgia	0-1	.000	0-1	0-0	5-9	.357	5-6	0-1	0-2	L3

AP (Jan 3)		
1	Baylor (61)	13-0 1,525
2	Duke	11-1 1,447
3	Purdue	12-1 1,376
4	Gonzaga	11-2 1,314
5	UCLA	8-1 1,287
6	Kansas	11-1 1,237
7	Southern California	12-0 1,015
8	Arizona	11-1 1,013
9	AUBURN	12-1 976
10	Michigan State	12-2 934
11	Iowa State	12-1 896
12	Houston	12-2 849
13	Ohio State	9-2 819
14	Texas	11-2 640
15	ALABAMA	10-3 589
16	Providence	13-1 560
17	KENTUCKY	11-2 560
18	TENNESSEE	9-3 519
19	Villanova	9-4 487
20	Colorado State	10-0 386
21	LSU	12-1 371
22	Xavier	11-2 270
23	Wisconsin	10-2 221
24	Seton Hall	9-3 174
25	Texas Tech	10-2 142

COACHES (Jan 3)		
1	Baylor	13-0 800
2	Duke	11-1 760
3	Purdue	12-1 713
4	Gonzaga	11-2 693
5	UCLA	8-1 657
6	Kansas	11-1 654
7	Arizona	11-1 559
8	Southern California	12-0 517
9	AUBURN	12-1 512
10	Michigan State	12-2 507
11	Iowa State	12-1 450
12	Ohio State	9-2 412
13	KENTUCKY	11-2 344
14	Houston	12-2 328
15	Villanova	9-4 286
16	Texas	11-2 285
17	Providence	13-1 284
18	TENNESSEE	9-3 253
19	Colorado St.	10-0 229
20	ALABAMA	10-3 223
21	LOUISIANA STATE	12-1 208
22	Seton Hall	9-3 160
23	Wisconsin	10-2 156
24	Xavier	11-2 136
25	Texas Tech	10-2 110

RECEIVING VOTES: Illinois 74, **OKLAHOMA 71**, Loyola Chicago 40, Connecticut 39, **GEORGIA 22**, **WEST VIRGINIA 6**, Iowa 5, Minnesota 3, Davidson 3, San Francisco 3, Creighton 2

RECEIVING VOTES: Illinois 37; Connecticut 30; **OKLAHOMA 29**; Loyola-Chicago 16; **ARKANSAS 15**; Minnesota 11; San Francisco 8; Brigham Young 5; Saint Mary's 5; **FLORIDA 4**; **WEST VIRGINIA 2**, Florida State 1; Davidson 1.

2021-22 SEC PRESEASON MEDIA POLL

- Kentucky
- Alabama
- ARKANSAS**
- Tennessee
- Auburn
- LSU
- Florida
- Mississippi State
- Ole Miss
- Missouri
- South Carolina
- Texas A&M
- Vanderbilt
- Georgia

HOGS RANKING BY WEEK

WEEK	AP	COACH	NET
Preseason	16	15	No Poll
Ncv. 15	16	No Poll	No Poll
Ncv. 22	13	12	No Poll
Ncv. 29	10	9	No Poll
Dec. 6	12	10	44
Dec. 13	24	19	67
Dec. 20	(31) RV-9	(26) RV-36	91
Dec. 27	--	(26) RV-36	90
Jan. 3	--	(30) RV-15	90
Jan. 10			
Jan. 17			
Jan. 24			
Jan. 31			
Feb. 7			
Feb. 14			
Feb. 21			
Feb. 28			
Mar. 7			
Mar. 14			
Apr. 5			

ARKANSAS IN THE POLLS

Ranking in AP Poll unless " * " indicating only ranked in the Coaches Poll

As	Overall	H	A	N	Last Meeting	Last Win
As #1	16-4	8-0	6-2	2-2	W, 97-79 vs #14 Georgetown @MEM (11/27/94)	Same
As #2	38-4	17-1	7-0	14-3	W, 76-72 vs #2 Duke @NCAA (4/4/94)	Same
As #3	29-5	13-0	10-5	6-0	W, 97-79 vs Tennessee (1/7/95)	Same
As #4	13-2	8-0	3-2	2-0	W, 94-71 at Missouri (12/3/94)	Same
As #5	13-8	1-1	2-4	10-3	L (OT), 93-95 vs #3 Kentucky @SEC (3/12/95)	69-58 vs #20 Alabama @SEC (3/11/95)
As #6	18-3	6-0	5-0	7-3	L, 78-89 vs #1 UCLA @NCAA (4/3/95)	75-68 vs #4 N. Carolina @NCAA (4/1/95)
As #7	18-1	4-0	7-0	7-1	W, 68-66 vs Auburn (3/4/95)	Same
As #8	9-10	6-1	1-5	2-4	L, 71-78 vs LSU @SEC (3/13/21)	70-64 vs Missouri @SEC (3/12/21)
As #9	22-5	5-1	6-1	11-3	W, 94-92 vs #5 Kentucky (1/29/95)	Same
As #10	17-4	8-1	2-1	6-2	W, 93-78 vs Little Rock (12/4/21)	Same
As #11	20-6	10-2	6-4	4-0	W, 89-73 vs South Carolina (2/15/92)	Same
As #12	22-9	11-0	8-5	2-4	L, 88-66 vs Oklahoma (12/11/21)	86-66 vs Charlotte (12/8/21)
As #13	17-5	11-1	3-4	3-0	W, 76-60 vs Penn (11/28/21)	Same
As #14	28-4	12-0	8-1	8-3	W, 93-83 vs Vanderbilt (2/7/98)	Same
As #15	15-3	4-1	9-1	2-1	L, 54-63 vs Southern Miss (11/18/00)	90-68 vs Tennessee State (11/17/00)
As #16	17-6	12-1	3-4	2-1	W, 93-80 vs UNI (11/17/21)	Same
As #17	15-8	5-0	5-2	****5-6	L, 72-82 vs #21 Iowa @NCAA (3/13/99)	94-80 vs Siena @NCAA (3/11/99)
As #18	18-9	*9-4	7-4	2-1	L, 78-81 vs LSU (3/7/15)	78-74 at South Carolina (3/5/15)
As #19	16-7	8-2	3-3	5-2	L, 82-96 vs Ole Miss (1/17/15)	67-45 vs Wofford (11/9/07)
As #20	24-4	**11-0	1-0	****12-4	W, 83-75 vs LSU (2/27/21)	Same
As #21	6-4	3-0	0-1	3-3	L, 78-87 vs #15 N. Carolina @NCAA (3/21/15)	56-53 vs Wofford @NCAA (3/19/15)
As #22	8-5	4-1	2-3	2-1	L, 77-78 at Auburn (1/6/18)	84-79 (OT) vs Miss State @SEC (3/6/99)
As #23	5-1	4-0	1-1	0-0	W, 82-70 vs Vanderbilt (1/10/15)	Same
As #24	7-1	4-0	3-0	0-1	L, 89-81 vs Hofstra @ NLR (12/18/21)	Same
As #25	5-2	5-0	0-1	0-1	W, 94-77 vs Iona (11/30/14)	Same
TOT.	412-122	189-17	108-56	115-49		

ARKANSAS VERSUS THE POLLS

Ranking in AP Poll unless * indicating only ranked in the Coaches Poll

Vs	Overall	H	A	N	Last Meeting	Last Win
Vs #1	1-11	0-2	0-2	1-7	L, 63-78 vs Kentucky (3/15/15)	65-64 vs North Carolina @PB (2/12/84)
Vs #2	6-8	5-2	0-5	1-1	W, 80-69 vs Florida (2/5/13)	Same
Vs #3	0-15	0-1	0-3	0-11	L, 72-81 vs Baylor @ NCAA (3/29/21)	--
Vs #4	5-12	2-2	1-7	2-3	L, 66-70 at Kentucky (2/26/19)	96-88 vs Oklahoma (12/30/08)
Vs #5	4-4	4-1	0-1	0-2	W, 74-71 vs Texas A&M (1/27/16)	Same
Vs #6	6-11	3-3	0-5	3-3	W, 81-66 vs Alabama (2/25/21)	Same
Vs #7	1-5	1-0	0-1	0-4	W, 67-64 vs Texas (1/6/09)	Same
Vs #8	3-4	2-0	1-3	0-1	L, 65-82 vs Kentucky @SEC (3/12/17)	88-61 vs Alabama (1/6/07)
Vs #9	2-5	0-0	1-4	1-1	L, 74-79 at Tennessee (2/6/21)	91-82 vs Arizona @NCAA (4/2/94)
Vs #10	5-4	2-2	2-1	1-1	W (OT), 86-81 at Missouri (2/13/21)	Same
Vs #11	5-8	2-2	1-4	2-2	L (OT), 76-79 vs Auburn (2/4/20)	104-93 vs Missouri (12/5/95)
Vs #12	6-9	2-2	1-4	*3-3	L, 68-81 vs Missouri (2/2/21)	63-57 at Alabama (1/27/07)
Vs #13	6-3	3-0	0-1	3-2	L, 66-84 vs Tennessee @SEC (3/10/18)	87-85 vs Kentucky (1/14/14)
Vs #14	5-7	3-2	0-3	2-2	L, 64-67 at Texas Tech (1/26/19)	91-82 vs Auburn (2/27/18)
Vs #15	3-5	0-0	0-2	0-3	L, 78-887 vs N. Carolina @NCAA (3/21/15)	98-88 vs Mississippi State (1/7/12)
Vs #16	3-7	1-2	0-4	2-1	L, 73-80 at Tennessee (3/3/10)	72-52 vs LSU (12/07)
Vs #17	3-3	1-2	1-0	1-1	W (OT), 71-67 at Kentucky (2/27/14)	Same
Vs #18	5-7	1-2	2-3	2-2	L, 67-84 at Ole Miss (1/19/19)	80-73 at Ole Miss (1-31-10)
Vs #19	8-3	3-1	3-1	2-1	W, 90-89 at LSU (2/2/19)	Same
Vs #20	10-5	4-2	1-2	5-1	L, 69-92 at Texas A&M (1/2/16)	66-64 vs Michigan (1/21/12)
Vs #21	5-3	2-1	1-0	2-2	W, 68-66 vs TX Tech @NCAA (3/21/21)	Same
Vs #22	4-2	4-1	0-1	0-0	W (OT), 77-76 vs Kentucky (2/23/11)	Same
Vs #23	3-7	1-2	0-3	2-2	W, 80-72 vs Florida @SEC (3/9/18)	Same
Vs #24	2-4	*1-1	*0-1	*1-1	*L, 59-90 at Alabama (1/16/21)	*86-72 vs Indiana @NCAA (3/21/08)
Vs #25	4-4	*3-2	0-0	1-2	L, 72-81 vs Florida (12/29/16)	82-74 vs Vanderbilt (1/31/16)
TOT.	104-156	53-36	15-61	36-59	L, 72-81 vs #3 Baylor @NCAA (3/29/21)	68-66 vs #21 TX Tech @NCAA (3/21/21)

LAST TIME HOGS WON AS TOP 25

	• HOME •	• ROAD •	• NEUTRAL •
#1: Miss State	3/5/94	LSU	3/2/94
#2: NW (La) St	12/4/93	Baylor	1/26/91
#3: Tennessee	1/7/95	Ole Miss	1/4/95
#4: Jackson St.	11/30/94	Missouri	12/03/94
#5: Miss State	1/11/95	Tennessee	1/29/94
#6: Montevallo	2/5/94	UAB	1/27/90
#7: Auburn	3/4/95	Florida	2/28/95
#8: Montevallo	2/25/95	LSU	2/22/95
#9: Kentucky	1/29/95	S. Carolina	1/21/95
#10: Little Rock	12/4/21	Alabama	2/15/95
#11: S. Carolina	2/15/92	S. Carolina	11/29/89
#12: Charlotte	12/7/21	S. Carolina	3/2/21
#13: Penn	11/28/21	S. Carolina	1/9/93
#14: Vanderbilt	2/7/98	Alabama	2/13/93
#15: Tenn State	11/27/00	Miss State	1/31/98
#16: UNI	11/17/21	S. Carolina	3/2/91
#17: SE Mo. State	11/27/82	Florida	2/6/93
#18: Texas A&M	2/24/15	S. Carolina	3/5/15
#19: Wofford	11/9/07	Wake Forest	12/23/98
#20: LSU	2/27/21	LSU	1/22/99
#21: North Texas	12/05/00	--	(0-1)
#22: Providence	1/23/99	Memphis	1/10/98
#23: Vanderbilt	1/10/15	Georgia	1/6/15
#24: Florida	2/16/21	Ole Miss	2/14/15
#25: Iona	11/30/14	--	(0-1)

LAST TIME HOGS WON VS TOP 25

	• HOME •	• ROAD •	• NEUTRAL •
#1: --	(0-2)	--	(0-2)
#2: Florida	2/5/13	--	(0-5)
#3: --	(0-1)	--	(0-3)
#4: Oklahoma	12/30/08	Kentucky	2/9/94
#5: Texas A&M	1/27/16	--	(0-1)
#6: Alabama	2/24/21	--	(0-5)
#7: Texas	1/6/09	--	(0-1)
#8: Alabama	1/6/07	Kentucky	1/25/92
#9: --	--	Arizona	12/6/92
#10: Florida	2/18/06	Missouri	2/13/21
#11: Missouri	12/5/95	Texas	2/1/79
#12: Texas	2/6/82	--	(0-5)
#13: Kentucky	1/14/14	--	(0-1)
#14: Auburn	2/27/18	--	(0-3)
#15: Miss State	1/7/12	--	(0-2)
#16: LSU	1/20/07	--	(0-4)
#17: Ole Miss	2/5/10	Kentucky	2/27/14
#18: Vanderbilt	3/1/08	Ole Miss	1/31/08
#19: Auburn	3/5/00	LSU	2/2/19
#20: Michigan	1/21/12	Alabama	2/28/01
#21: Texas A&M	2/17/18	S. Carolina	2/15/17
#22: Kentucky	2/23/11	--	(0-1)
#23: LSU	3/3/92	Texas	3/3/91
#24: UAB	1/2/00	--	(0-1*)
#25: Vanderbilt	1/31/12	--	(0-0)

ARKANSAS POLL HISTORY

* - Coaches Poll was UPI from 1950-51 to 1991-92 • USA Today from 1992-93 to pres.

	AP • Muss Era • Current Strk			Coaches • Muss Era • Current Strk		
Weeks in Top 25	276	11	-	10	-	-
• Weeks in Top 10	121	3	-	5	-	-
• Weeks in Top 5	65	-	-	-	-	-
• Weeks at #1	12	-	-	-	-	-
Ranked in Final Poll	17	1	1	18	1	1
• In Final Top 10	10	1	1	12	1	1
• In Final Top 5	5	-	-	3	-	-
• Final at #1	-	-	-	1	-	-
Most Consecutive Weeks at #1:	5 (12/12/93 - 12/12/94)					
Most Consecutive Weeks in Top 5:	--					
Most Consecutive Weeks in Top 10:	--					
Consecutive Weeks Ranked.....						
In at Least 1 Poll:	55 (12/12/89 - Final '92) 52 (Wk3 '93-94-Pre '95) 39 (Wk13 '81-Wk3 '83) 31 (Wk2 '76-Final '78) 28 (Wk3 '98-Wk 12-'99) 53 (Pre '90-Final '92) 52 (Wk3 '93-Preseason '95)					
AP Only:	53 (Pre '90-Final '92) 52 (Wk3 '93-Preseason '95)					
Coaches Only:	-- --					
In Top 25 Match-Ups	44-48	H: 15-5	A: 5-15	N: 24-28		
^Last Time		2/24/21	2/28/15	3/29/21		
• Top 10 Match-Ups	9-14	H: 1-3	A: 2-0	N: 6-11		
^Last Time		1/29/95	2/9/94	3/29/21		
• Top 5 Match-Ups	2-7	H: 0-2	A: 1-0	N: 1-5		
^Last Time		2/10/91	2/9/94	3/12/95		
• 1 vs 2	#2 ARK vs #1 UNLV @Barnhill	UNLV W, 112-105 (02/10/1991)				
Last Time Beat Top 25	H: 2/25/21	A: 2/13/21	N: 3/21/21			
	#6 BAMA	@ #10 MIZ	#21 TTU @ NCAA			
Last Time Beat Top 10	H: 2/25/21	A: 2/13/21	N: 3/15/08			
	#6 BAMA	@ #10 MIZ	#4 TEN @ SEC			
Last Time Beat Top 5	H: 1/27/16	A: 2/9/94	N: 3/15/08			
	#5 A&M	@ #4 UK	#4 TEN @ SEC			
Last Time Beat #1	--	--	N: 2/12/84			
			#1 UNC @ PB			
Most Consecutive Wins vs Top 25	5	12/9/17 - 3/9/18				
	5	11/27/94 - 3/11/95				
Last Consecutive Wins vs Top 25	2/13/21	@ #10 Missouri				
	2/25/21	vs #6 Alabama				
	3/21/21	vs #21 Texas Tech @ NCAA				
Most Gms vs Top 25 Season	11	1994-95 (8-3)				
	11	1999-00 (4-7)				
Most Wins vs Top 25 Season	8	1994-95 (8-3)				
Most Gms vs Top 10 Season	5	2001-02 (2-3)				
	5	1994-95 (2-3)				
	5	1992-93 (3-2)				
Most Wins vs Top 10 Season	3	1992-93 (5 gms)				
^Last Consecutive Wins vs Top 10	2/13/21 @ #10 Missouri 2/25/21 vs #6 Alabama					

Musselman and the Polls

AS RANKED TEAM: 56-16					H: 29-1		A: 13-6		N: 14-6		
VS RANKED TEAM: 5-9					H: 1-3		A: 1-3		N: 3-3		
• AT NEVADA •					• AT ARKANSAS •						
AS RANKED TEAM: 38-12					H: 18-1		A: 12-6		N: 8-5		
VS RANKED TEAM: 2-3					H: 0-0		A: 0-1		N: 2-2		
RANK: AP/COACH					RANK: AP/COACH						
NEV	OPP	OPPONENT	DATE	RESULT	ARK	OPP	OPPONENT	DATE	RESULT		
RV/RV	17/19	at Saint Mary's	11/11/16	L 63 81	RV/RV	10/12	KENTUCKY	01/18/20	L 66 73		
RV/-	23/20	vs Iowa State (NCAA)	03/17/17	L 73 84	--	11/10	AUBURN	02/04/20 OT	L 76 79		
22/24	RV/RV	at Texas Tech	12/05/17	OT L 76 82	RV/RV	12/12	MISSOURI	01/02/21	L 68 81		
22/24	20/20	vs TCU (HOF Classic)	12/08/17	L 80 84	RV/RV	9/8	at Tennessee	01/06/21	L 74 79		
23/RV	-	at Wyoming	01/24/18	2OT L 103 104	RV/RV	RV/24	at Alabama	01/16/21	L 59 90		
23/23	-	UNLV	02/07/18	L 78 86	RV/RV	10/10	at Missouri	02/13/21	OT W 85 81		
23/23	-	SAN DIEGO STATE	02/10/18	W 83 58	24/RV	RV/RV	FLORIDA	02/16/21	W 75 64		
24/24	-	at Boise State	02/14/18	W 77 72	20/20	6/7	ALABAMA	02/25/21	W 81 66		
24/24	-	at Utah State	02/17/18	W 93 87	20/20	RV/RV	LSU	02/27/21	W 83 75		
20/22	-	SAN JOSE STATE	02/21/18	W 80 67	12/13	--	at South Carolina	03/02/21	W 101 73		
20/22	-	COLORADO STATE	02/25/18	W 92 83	12/13	--	Texas A&M	03/06/21	W 87 80		
21/21	-	at UNLV	02/28/18	W 101 75	8/8	--	Missouri (SEC)	03.12.21	W 70 64		
21/21	-	at San Diego State	03/03/18	L 74 79	8/8	--	LSU (SEC)	03/13/21	L 70 78		
22/22	-	vs UNLV (MWC)	03/08/18	W 79 74	10/10	--	vs Colgate (NCAA)	03/19/21	W 86 68		
22/22	-	vs San Diego State (MWC)	03/09/18	L 73 90	10/10	21/21	vs Texas Tech (NCAA)	03/21/21	W 68 66		
22/25	-	vs Texas (NCAA)	03/16/18	OT W 87 83	10/10	--	vs Oral Roberts (NCAA)	03/27/21	W 72 70		
22/25	8/10	vs Cincinnati (NCAA)	03/18/18	W 75 73	10/10	3/3	vs Baylor (NCAA)	03/29/21	L 72 81		
22/25	RV/RV	vs Loyola-Chicago (NCAA)	03/22/18	L 68 69	16/15	--	MERCER	11/08/21	W 74 61		
7/9	-	BYU	11/06/18	W 86 70	16/15	--	GARDNER-WEBB	11/13/21	W 86 69		
7/9	-	PACIFIC	11/09/18	W 83 61	16/15	--	NORTHERN IOWA	11/17/21	W 93 80		
6/9	-	LITTLE ROCK	11/16/18	W 87 59	13/12	--	vs Kansas State (HOF)	11/22/21	W 72 64		
6/9	-	CALIFORNIA BAPTIST	11/19/18	W 90 55	13/12	--	vs Cincinnati (HOF)	11/23/21	W 73 67		
6/9	-	vs Tulsa	11/22/18	W 96 86	13/12	--	PENN	11/28/21	W 76 60		
6/7	-	vs. UMass	11/23/18	W 110 87	10/9	--	CENTRAL ARKANSAS	12/01/21	W 97 60		
5/6	-	at Loyola-Chicago	11/27/18	W 79 65	10/9	--	LITTLE ROCK	12/04/21	W 93 78		
5/6	-	at Southern Cal	12/01/18	W 73 61	12/10	--	CHARLOTTE	12/07/21	W 86 66		
5/6	20/20	vs Arizona State	12/07/18	W 72 66	12/10	RV/RV	vs Oklahoma (in Tulsa)	12/11/21	L 66 88		
5/6	-	vs Grand Canyon	12/09/18	W 74 66	24/19		vs HOFSTRA (in NLR)	12/18/21	L 81 89		
7/7	-	SOUTH DAKOTA STATE	12/15/18	W 72 68							
5/6	-	AKRON	12/22/18	W 68 62							
5/6	-	at Utah	12/29/18	W 86 71							
6/5	-	UTAH STATE	01/02/19	W 72 49							
6/5	-	at New Mexico	01/05/19	L 58 85							
10/11	-	SAN JOSE STATE	01/09/19	W 92 53							
10/11	-	at Fresno State	01/12/19	W 74 64							
10/10	-	at Boise State	01/15/19	W 72 71							
10/10	-	AIR FORCE	01/19/19	W 67 52							
7/7	-	COLORADO STATE	01/23/19	W 100 60							
8/7	-	at UNLV	01/29/19	W 87 70							
8/7	-	BOISE STATE	02/02/19	W 93 73							
5/6	-	at Colorado State	02/06/19	W 98 82							
5/6	-	NEW MEXICO	02/09/19	W 91 62							
7/6	-	at Wyoming	02/16/19	W 82 49							
5/6	-	at San Diego State	02/20/19	L 57 65							
5/6	-	FRESNO STATE	02/23/19	W 74 68							
12/13	-	UNLV	02/27/19	W 89 73							
12/13	-	at Utah State	03/02/19	L 76 81							
17/18	-	at Air Force	03/05/19	W 90 79							
17/18	-	SAN DIEGO STATE	03/09/19	W 81 53							
14/17	-	vs Boise State	03/14/19	W 77 69							
14/17	-	vs San Diego State	03/15/19	L 56 65							
14/20	-/RV	vs Florida (NCAA)	03/21/19	L 61 70							

VERSUS 2021-22 OPPONENTS

NON-CONFERENCE

School	Gms	Series Record	H	A	N	Last Meeting
Central Arkansas	7	Arkansas Leads, 7-0	4-0	3-0	0-0	H - W, 100-75 (12/12/20)
Charlotte	2	Arkansas Leads, 2-0	2-0	0-0	0-0	H - W, 86-66 (12/07/21)
Cincinnati	5	Arkansas Trails, 2-3	0-1	0-1	2-1	N - W, 73-67 (11/23/21)
Elon	2	Arkansas Leads, 2-0	2-0	0-0	0-0	W - H, 81-55 (12/21/21)
Gardner-Webb	2	Arkansas Leads, 2-0	2-0	0-0	0-0	H - W, 86-69 (11/13/21)
Hofstra	3	Arkansas Leads, 2-1	1-0	0-0	1-1	N - 89-81 @ NLR (12/18/21)
Kansas State	12	Arkansas Trails, 4-8	2-1	1-2	1-5	N - W, 72-64 (11/22/21)
Little Rock	1	Arkansas Leads, 1-0	1-0	0-0	0-0	H - W, 93-78 (12/04/21)
Mercer	6	Arkansas Leads, 5-1	2-0	0-0	3-1	H - W, 74-61 (11/09/21)
Northern Iowa	1	Arkansas Leads, 1-0	1-0	0-0	0-0	H - W, 93-80 (11/17/21)
Oklahoma	29	Arkansas Leads, 16-13	8-5	3-7	5-1	N - L, 88-66 (12/11/21)
Penn	1	Arkansas Leads, 1-0	1-0	0-0	0-0	H - W, 76-60 (1/28/21)

SOUTHEASTERN CONFERENCE

School	Gms	Series Record	H	A	N	Last Meeting
Alabama	65	Arkansas Leads, 36-29	20-6	8-21	8-2	H - W, 81-66 (02/24/21)
• SEC Only	55	Arkansas Leads, 29-26	20-6	8-19	1-1	
Auburn	56	Arkansas Leads, 36-20	22-5	13-14	1-1	H - W, 75-73 (01/20/21)
• SEC Only	55	Arkansas Leads, 36-19	22-5	13-14	1-0	
Florida	39	Arkansas Trails, 13-26	9-7	2-14	2-5	H - W, 75-64 (02/16/21)
• SEC Only	39	SAME	SAME	SAME	SAME	
Georgia	40	Arkansas Leads, 24-16	12-3	6-10	6-3	H - W, 99-69 (01/09/21)
• SEC Only	40	SAME	SAME	SAME	SAME	
Kentucky	45	Arkansas Trails, 12-33	7-8	4-15	1-10	A - W, 81-80 (02/09/21)
• SEC Only	40	Arkansas Trails, 12-28	7-8	4-13	1-8	
LSU	72	Arkansas Leads, 38-34	21-8	12-19	5-7	N - L, 78-71 (03/13/21)
• SEC Only	63	Arkansas Leads, 34-29	21-8	11-18	2-3	
Ole Miss	83	Arkansas Leads, 50-33	17-11	9-20	24-2	H - W, 74-59 (01/27/21)
• SEC Only	54	Arkansas Leads, 28-27	17-10	9-18	1-0	
Mississippi State	66	Arkansas Leads, 34-32	22-8	7-23	5-1	A - L, 81-68 (12/29/21)
• SEC Only	57	Arkansas Leads, 29-28	21-7	6-21	2-0	
Missouri	56	Arkansas Leads, 30-26	17-10	11-16	2-0	N - W, 70-64 (03/12/21)
• SEC Only	19	Arkansas Leads, 11-8	7-2	3-6	1-0	
South Carolina	36	Arkansas Leads, 21-15	11-5	7-8	3-2	A - W, 101-73 (03/02/21)
• SEC Only	36	SAME	SAME	SAME	SAME	
Tennessee	44	Arkansas Trails, 21-23	11-4	4-14	6-5	A - L, 79-74 (01/06/21)
• SEC Only	40	Arkansas Trails, 18-22	11-4	4-14	3-4	
Texas A&M	161	Arkansas Leads, 104-57	59-15	38-38	7-4	H - W, 87-80 (03/06/21)
• SEC Only	15	Arkansas Leads, 9-6	7-1	2-5	0-0	
Vanderbilt	42	Arkansas Leads, 29-13	16-4	8-8	5-1	H - L, 75-74 (01/04/21)
• SEC Only	40	Arkansas Leads, 28-12	15-4	8-7	5-1	

AT THE SEC TOURNEY

Overall: 28-28
 1st Rd: 4-10
 2nd Rd: 1-2
 Quarterfinal: 15-2
 Semifinal: 7-8
 Final: 1-6

RECORD BY OPPONENT

Opponent	Record	Last Meeting
Alabama	1-1	1995, W, 69-58 (Semis)
Auburn	1-0	2000, W, 75-67 (Final)
Florida	2-5	2019, L, 66-50 (2nd)
Georgia	6-3	2015, W, 60-49 (Semis)
Kentucky	1-9	2017, L, 82-65 (Final)
LSU	2-3	2021, L, 78-71 (Semis)
Ole Miss	1-0	2017, W, 73-72 (Quart)
Mississippi State	2-0	2017, W, 81-72 (Semis)
Missouri	1-0	2021, W, 70-64 (Quart)
South Carolina	3-2	2018, W, 69-64 (2nd)
Tennessee	3-4	2018, L, 84-66 (Semis)
Texas A&M	0-0	n/a
Vanderbilt	5-1	2020, W, 86-73 (1st)

AT THE NCAA TOURNEY

Overall: 45-33
 1st Rd: 17-8
 2nd Rd: 10-10
 Sweet 16: 7-5
 Elite 8: 6-4
 Final Four: 2-4
 Championship: 1-1
 Regional/Final Consolations: 2-1

RECORD BY OPPONENT

Opponent	Record	Last Meeting
Alabama	1-0	1991, W, 93-70 (Sweet 16)
Arizona	1-0	1994, W, 91-82 (Final 4)
Arizona State	1-0	1991, W, 97-90 (2nd)
Baylor	0-1	2021, L, 81-72 (Elite 8)
Bucknell	0-1	2006, L, 59-55 (1st)
Butler	0-1	2018, L, 79-62 (1st)
Cal St-Fullerton	1-0	1979, W, 61-58 (Elite 8)
Cincinnati	0-1	1958, L, 97-62 (Final 4 con)
Colgate	1-0	2021, W, 85-68 (1st)
Dayton	1-0	1990, W, 86-84 (2nd)
Duke	1-1	1994, W, 76-72 (Final)
Georgetown	1-1	2001, L, 63-61 (1st)
Georgia State	1-0	1991, W, 117-76 (1st)
Holy Cross	1-0	1993, W, 94-64 (1st)
Indiana	1-0	2008, W, 86-72 (1st)
Indiana State	0-1	1980, L, 73-71 (Elite 8)
Iowa	1-1	1999, L, 82-72 (2nd)
Kansas	0-1	1991, L, 93-71 (Elite 8)
Kansas State	0-2	1982, L, 65-64 (2nd)
Kentucky	0-1	1979, L, 64-59 (Final 4)
LSU	0-1	1981, L, 75-56 (Sweet 16)
Louisville	2-2	1989, L, 93-74 (2nd)
Loyola-Marymount	1-0	1989, W, 120-101 (1st)
Marquette	1-0	1996, W, 65-56 (2nd)
UMass	0-1	1996, L, 79-63 (Sweet 16)
Memphis	1-1	1995, W, 96-91 OT (Sweet 16)
Mercer	1-0	1981, W, 73-67 (1st)
Miami (Fla.)	0-1	2000, L, 75-71 (1st)
Michigan	1-0	1994, W, 76-68 (Elite 8)
Murray State	1-0	1992, W, 80-60 (1st)
Nebraska	1-0	1998, W, 74-65 (1st)

#PROHOGS

40

NBA Draft
Selections

16

All-Star Game
Appearances

14

All-Defensive
Team Honors



PATRICK BEVERLEY

- 10th Year in NBA
- 3x NBA All-Defensive Team
- 2009 - 2nd RD/42nd overall



ISAIAH JOE

- 2nd Year in NBA
- 2020 - 2nd RD/49th overall



MASON JONES

- 2nd Year in NBA
- Two-Way Contract



DANIEL GAFFORD

- 3rd Year in NBA
- 2019 - 2nd RD/38th overall



JOE JOHNSON

- 18th Year in NBA
- Signed 10-day on Dec. 22
- 2001 - 1st RD/10th overall



MOSES MOODY

- 1st Year in NBA
- 1st Hog to be "1 & Done"
- 2021 - 1st RD/14th Pick



BOBBY PORTIS

- 7th Year in NBA
- 2021 NBA Champion
- 2015 - 1st RD/22nd overall

13

First Round
Draft Picks

7

All-NBA
Selections

5

NBA
Champions



PROHOGS AROUND THE WORLD

Adrio Bailey	Sopron KC (Hungary)
Jaylen Barford	Astana (Kazakhstan)
Coty Clarke	Toyama Grouses (Japan)
Jeantal Cylla	Union SF (Argentina)
Jabril Durham	Fortitudo (Italy)
Courtney Fortson	Bney Herzliya (Israel)
Sergio Gipson	Triplets (USA BIG3)
Dusty Hannahs	Adelaide 36ers (Australia)
Delvon Johnson	Usti n/Labem (Czech Republic)
Moses Kingsley	Ionikos (Greece)
Daryl Macon	Panathinaikos (Greece)
Rashad Madden	Brno (Czech Republic)
Jannero Pargo	Triplets (USA BIG3)
Michael Qualls	Craiova (Romania)
Justin Smith	Raptors 905 (NBA G League)
Jalen Tate	Giessen 46ers (Germany)
Charles Thomas	Nantes (France)
Dustin Thomas	Ironi Nahariya (Israel)
Jimmy Whitt Jr.	Canton Charge (NBA G League)





ERIC MUSSELMAN

ARKANSAS HEAD COACH

San Diego, 1987

55-23 • 2nd year as Arkansas head coach
165-57 • 7th year as collegiate head coach
503-291 • 14 seasons as professional head coach

- 1996 USBL Coach of the Year
- 2003 NBA Coach of the Year Runner-Up
- 2012 NBA D-League Coach of the Year
- 2016 Bleacher Report's Mountain West Coach of the Year
- 2017 USBWA District VIII Coach of the Year
- 2018 USBWA District VIII Coach of the Year
- 2018 NABC District 17 Coach of the Year
- 2018 Mountain West Coach of the Year
- 2021 Jim Phelan Coach of the Year Finalist
- 2021 Werner Ladder Naismith Coach of the Year Semifinalist
- 2021 Basketball Times Midlands District Coach of the Year

COLLEGIATE HEAD COACHING RECORD

Year	Overall	Conf	Finish	Conf Tourn	NCAA/CBI Postseason
2015-16	24-14	10-8	MW (T4th)	1-1	5-1 • CBI Champion
2016-17	28-7	14-4	MW (1st)	3-0 *	0-1 • #12 seed NCAA 1st Rd
2017-18	29-8	15-3	MW (1st)	1-1	2-1 • #7 seed NCAA Sweet 16
2018-19	29-5	15-3	MW (1st)	1-1	0-1 • #7 seed NCAA 1st Rd
2019-20	20-12	7-11	SEC (T10th)	1-0 +	Canceled
2020-21	25-7	13-4	SEC (2nd)	1-1	3-1 • #3 seed Elite 8
2021-22	10-4	0-2			
Totals	165-57	74-35		8-4	10-5 (5-4 NCAA / 5-1 CBI)

* - Tournament champion / + - SEC Tourney canceled after Rd 1

MUSSELMAN'S CAREER AS HEAD COACH

NOTE: Professional basketball **DOES NOT** count postseason toward season W-L record nor to head coach W-L record

Year	Team	League	Record	Note for the Season	Reg. Season Div./Conf. Finish	Postseason
1989-90	Rapid City	CBA	42-14	MOST WINS IN CBA	1st National Conf.	Finals (8-8) *
1991-92	Rapid City	CBA	37-19	2nd-most wins in CBA	1st National Conf.	Finals (9-7) *
1992-93	Rapid City	CBA	44-12	MOST WINS IN CBA	1st National Conf.	Conf. Finals (5-3) *
1993-94	Rapid City	CBA	37-19	MOST WINS IN CBA	1st National Conf.	Conf. Finals (5-5) *
1994-95	Rapid City	CBA	31-25	6th-most wins in CBA	5th National Conf.	Conf. 1st Rd (0-2) *
1995-96	Florida	CBA	41-15	MOST WINS IN CBA	1st National Conf.	Conf. Finals (5-3) *
1996-97	Florida	CBA	38-18	2nd-most wins in CBA	1st American Conf.	Finals (7-6) *
1995	Florida	USBL	25-2	MOST WINS IN USBL	1st Overall	Champion (1-0) *
1996	Florida	USBL	28-1	MOST WINS IN USBL	1st Southern Div.	Champion (3-0) *
2002-03	Golden State	NBA	38-44	6th Pacific Division	11th Western Conf.	--
2003-04	Golden State	NBA	37-45	T4th Pacific Division	11th Western Conf.	--
2006-07	Sacramento	NBA	33-49	5th Pacific Division	11th Western Conf.	--
2010-11	Reno	D-League	34-16	2nd-most wins in NBADL	1st Western Conf.	Semifinals (2-3) *
2011-12	Los Angeles	D-League	38-12	MOST WINS IN NBADL	1st Western Conf.	Finals (5-2) *
2015-16	Nevada	NCAA	24-14	Led NCAA in FT Made	T4th Mountain West	CBI Champion (5-1)
2016-17	Nevada	NCAA	28-7	T16th for Most wins NCAA	1st Mountain West	#12 seed - NCAA 1st Rd (0-1)
2017-18	Nevada	NCAA	29-8	2nd in NCAA in A-T0 ratio	1st Mountain West	#7 seed - NCAA Sweet 16 (2-1)
2018-19	Nevada	NCAA	29-5	7th in NCAA in W-L%	1st Mountain West	#7 seed - NCAA 1st Rd (0-1)
2019-20	Arkansas	NCAA	20-12	Led NCAA in 3Pt% Def	T10th SEC	Canceled
2020-21	Arkansas	NCAA	25-7	NCAA: 2nd FT/11th Scoring	2nd SEC	#3 seed - NCAA Elite 8 (3-1)
2021-22	Arkansas	NCAA	10-4			
2010	Dominican Team		5-1	Silver Medal Centrobasket Championship		
2011	Venezuelan Team		12-9	5th FIBA Americas Championship		
2012	Venezuelan Team		7-4	Silver Medal FIBA South American Championship		

MUSSELMAN COMPOSITE COACHING RECORD

COLLEGIATE	7th Yr	Overall	Conf	Conf Tourn	NCAA/CBI	ALL POST
Nevada	4 yrs	155-53	74-33	8-4	5-4 / 5-1	18-9
Arkansas	3rd yr	55-23	20-17	6-3	2-3 / 5-1	13-7
				2-1	3-1 / ---	5-2

PROFESSIONAL 14 Seasons 503-291 (50-39 Postseason *)

CBA	7 years	270-122	(39-34 Postseason*)
Rapid City	5 years	191-89	(27-25 Postseason *)
Florida	2 years	79-33	(12-9 Postseason *)
USBL	2 years	53-3	(4-0 Postseason *)
Florida	2 years	53-3	(4-0 Postseason *)
NBA	3 years	108-138	--
Golden State	2 years	75-89	--
Sacramento	1 year	33-49	--
D-League	2 years	72-28	(7-5 Postseason *)
Reno	1 year	34-16	(2-3 Postseason *)
Los Angeles	1 year	28-12	(5-2 Postseason *)
INTERNATIONAL	3 Years	24-14	--
Dominican	1 years	5-1	--
Venezuelan	2 years	19-13	--

* - Note, professional basketball does not include playoff results in W-L record

* - Musselman's pro record including playoffs is 553-330

MUSSELMAN STOPS BY YEAR

1989-90	Head Coach	Rapid City Thrillers	CBA
1990-91	Asst. Coach	Minnesota Timberwolves	NBA
1991-92	Head Coach	Rapid City Thrillers	CBA
1992-93	Head Coach	Rapid City Thrillers	CBA
1993-94	Head Coach	Rapid City Thrillers	CBA
1994-95	Head Coach	Rapid City Thrillers	CBA
Spring '95	Head Coach	Florida Sharks	USBL
1995-96	Head Coach	Florida Beachdogs	CBA
Spring '96	Head Coach	Florida Sharks	USBL
1996-97	Head Coach	Florida Beachdogs	CBA
1998-99	Asst. Coach	Orlando Magic	NBA
1999-00	Asst. Coach	Orlando Magic	NBA
2000-01	Asst. Coach	Atlanta Hawks	NBA
2001-02	Asst. Coach	Atlanta Hawks	NBA
2002-03	Head Coach	Golden State Warriors	NBA
2003-04	Head Coach	Golden State Warriors	NBA
2004-05	Asst. Coach	Memphis Grizzlies	NBA
2005-06	Asst. Coach	Memphis Grizzlies	NBA
2006-07	Head Coach	Sacramento Kings	NBA
2007-10	• DID NOT COACH FOR 3 SEASONS •		
2010-11	Head Coach	Reno Bighorns	NBADL
2011-12	Head Coach	Los Angeles Defenders	NBADL
2012-13	Asst. Coach	Arizona State Sun Devils	NCAA
2013-14	Assoc. HC	Arizona State Sun Devils	NCAA
2014-15	Assoc. HC	LSU Tigers	NCAA
2015-16	Head Coach	Nevada Wolf Pack	NCAA
2016-17	Head Coach	Nevada Wolf Pack	NCAA
2017-18	Head Coach	Nevada Wolf Pack	NCAA
2018-19	Head Coach	Nevada Wolf Pack	NCAA
2019-20	Head Coach	Arkansas Razorbacks	NCAA
2020-21	Head Coach	Arkansas Razorbacks	NCAA
2021-22	Head Coach	Arkansas Razorbacks	NCAA



MUSSELMAN AT A GLANCE

Eric Musselman was named Arkansas' 13th head men's basketball coach on April 7, 2019. He has over 30 years of coaching experience, including his seventh as a collegiate head coach and 14 as a professional head coach.

In his first six years as a collegiate head coach, Musselman has won at least 20 games each season (24, 28, 29, 29, 20 and 20), advanced to all five postseasons played (including four straight NCAA tournaments) and reached two NCAA Sweet 16's, including an Elite 8 appearance with the Razorbacks in 2021.

Prior to entering the collegiate head coaching ranks, Musselman was a head coach for seven professional teams, including two seasons with the Golden State Warriors (2002-04) and one with the Sacramento Kings (2006-07). He won over 550 games as a professional head coach with a combined winning percentage of .626 (553-330).

Musselman played collegiately at the University of San Diego and helped the Toreros to NCAA Tournament berths in 1984 and 1987. He was recipient of the program's Bugelli Leadership Award as a senior.

Musselman is married to Danyelle Sargent Musselman, who has worked at ESPN, Fox Sports and the NFL Network as a broadcaster. Musselman has two sons, Michael and Matthew, and the couple has a daughter, Mariah.

Musselman's father Bill was also an NBA head coach and they were the first father-son combination to become head coaches in the NBA.

MUSSELMAN DID YOU KNOWS

- Named General Manager of CBA's Rapid City Thrillers at age of 22. The next year, became head coach of the Thrillers at he age of 23, the youngest coach in CBA history.
- From 1990-1997, had 26 players called up to the NBA, the highest number in the league during that span.
- Is the only person in CBA history to coach in five league All-Star Games (1990, 1992, 1993, 1994, 1997)
- The first coach in professional basketball history to win 100 games by the age of 28.
- At the age of 37, named head coach of the Golden State Warriors and was the youngest head coach ever hired by an NBA team at the time.
- He and his father, Bill, were first father-son combination to both become head coaches in NBA history.
- In 2003, was runner-up to Gregg Popovich for NBA Coach of the Year Award voting (231 points, including 26 first-place votes).
- Is the CBA's third all-time winningest coach (270-122 in seven seasons) and the most successful coach (54-3 in two seasons) in the history of the United States Basketball League.
- Led CBA in scoring (116.7 ppg) in 1992-93 and was 2nd in NBA in scoring (102.4 ppg) in 2002-03.
- Only needed 130 games to win his 100th game as a collegiate head coach. He was the 27th-fastest coach in NCAA history to reach 100 wins but was the ninth-fastest since 1970.
- In his first season at Arkansas, the Razorbacks led the NCAA in 3-point field goal percentage defense.

MUSSELMAN VS. ALL OPPONENTS

Opponent	Overall	at Nevada	at Arkansas	Last Meeting
Abilene Christian	1-0	0-0	1-0	12/20/20
Air Force	7-0	7-0	0-0	03/05/19
Akron	1-0	1-0	0-0	12/22/18
Alabama	2-1	0-0	2-1	02/24/21
Arizona State	1-0	1-0	0-0	12/07/18
Arkansas-Little Rock	1-0	1-0	0-0	11/16/18
Auburn	2-1	0-0	2-1	01/20/21
Austin Peay	1-0	0-0	1-0	11/12/19
Baylor	0-1	0-0	0-1	03/29/21
Boise State	7-2	7-2	0-0	02/02/19
Bradley	1-0	1-0	0-0	12/03/16
Buffalo	1-0	1-0	0-0	11/25/16
BYU	1-0	1-0	0-0	11/06/18
Cal State Fullerton	0-1	0-1	0-0	11/28/15
California Baptist	1-0	1-0	0-0	11/19/18
Central Arkansas	2-0	0-0	2-0	12/01/21
Charlotte	1-0	0-0	1-0	12/11/21
Cincinnati	2-0	1-0	1-0	11/23/21
Coastal Carolina	1-0	1-0	0-0	11/13/15
Colgate	1-0	0-0	1-0	03/19/21
Colorado State	7-1	7-1	0-0	02/02/19
Davidson	1-0	1-0	0-0	11/21/17
Drake	1-0	1-0	0-0	12/12/15
Eastern Washington	1-0	1-0	0-0	03/21/16
Elon	1-0	0-0	1-0	12/21/21
Florida	1-2	0-1	1-1	02/16/21
Fresno Pacific	1-0	1-0	0-0	12/09/15
Fresno State	6-3	6-3	0-0	02/23/19
LSU	1-1	0-0	1-1	03/05/20
Gardner-Webb	1-0	0-0	1-0	11/13/21
Georgia	1-1	0-0	1-1	01/09/21
Georgia Tech	1-0	0-0	1-0	11/25/19
Grand Canyon	1-0	1-0	0-0	12/09/18
Hawai'i	1-1	1-1	0-0	11/24/17
Hofstra	0-1	0-0	0-1	12/18/21
Holy Names	1-0	1-0	0-0	11/30/15
Idaho	1-0	1-0	0-0	11/10/17
Illinois State	1-0	1-0	0-0	11/29/17
Indiana	1-0	0-0	1-0	12/29/19
Iona	1-1	1-1	0-0	11/26/16
Iowa State	0-1	0-1	0-0	03/16/17
Kansas State	1-0	0-0	1-0	11/2/21
Kentucky	1-1	0-0	1-1	02/09/21
Litt Rock	1-0	0-0	1-0	12/04/21
Lipscomb	1-0	0-0	1-0	12/05/20
LSU	2-3	0-0	2-3	03/13/21
Loyola-Chicago	1-1	1-1	0-0	11/28/18
Loyola Marymount	1-0	1-0	0-0	11/14/16
Ole Miss	2-0	0-0	2-0	01/27/21
Massachusetts	1-0	1-0	0-0	11/23/18
Mercer	1-0	0-0	2-0	11/09/21
Mississippi State	1-3	0-0	1-3	12/29/21
Mississippi Valley	1-0	0-0	1-0	11/25/20
Missouri	3-2	0-0	3-2	03/12/21
Montana	2-0	1-0	1-0	11/16/19
Montana State	1-0	1-0	0-0	11/15/15
Morehead State	2-1	2-1	0-0	04/01/16
New Mexico	5-3	5-3	0-0	02/09/19
North Texas	2-0	0-0	2-0	11/29/20

MUSSELMAN VS. ALL OPPONENTS

Opponent	Overall	at Nevada	at Arkansas	Last Meeting
Northern Iowa	1-0	0-0	1-0	11/17/21
Northern Kentucky	1-0	0-0	1-0	11/30/19
Oakland	1-0	1-0	0-0	11/23/16
Oklahoma	0-1	0-0	0-1	12/11/21
Oklahoma State	0-1	0-0	0-1	01/30/21
Oral Roberts	2-0	0-0	2-0	03/27/21
Oregon State	1-1	1-1	0-0	11/18/16
Pacific	4-0	4-0	0-0	11/09/18
Penn	1-0	0-0	1-0	11/28/21
Portland State	1-0	1-0	0-0	11/25/15
Radford	1-0	1-0	0-0	12/17/17
Rhode Island	1-0	1-0	0-0	11/13/17
Rice	1-0	0-0	1-0	11/05/19
Saint Mary's	0-1	0-1	0-0	11/11/16
San Diego State	3-7	3-7	0-0	03/01/19
San Francisco	0-1	0-1	0-0	12/23/17
San Jose State	6-0	6-0	0-0	01/09/19
Santa Clara	2-0	2-0	0-0	11/15/17
South Carolina	1-1	0-0	1-1	03/02/21
South Dakota	1-0	0-0	1-0	11/22/19
South Dakota State	1-0	1-0	0-0	12/15/18
Southern	1-0	0-0	1-0	12/09/20
Southern Cal	1-0	1-0	0-0	12/01/18
Southern Illinois	1-0	1-0	0-0	12/22/17
Tennessee	1-2	0-0	1-2	01/06/21
Texas	1-0	1-0	0-0	03/16/18
Texas A&M	2-1	0-0	2-1	03/07/20
Texas Tech	1-0	0-0	1-0	03/21/21
TCU	1-1	0-1	1-0	01/25/20
Texas Southern	1-0	0-0	1-0	11/19/19
Texas Tech	0-1	0-1	0-0	12/05/17
Towson	1-0	1-0	0-0	12/21/16
Tulsa	2-0	1-0	1-0	12/14/19
UC Davis	1-0	1-0	0-0	12/19/17
UC Irvine	2-0	2-0	0-0	12/02/17
UC Santa Barbara	1-0	1-0	0-0	12/22/16
UNLV	7-2	7-2	0-0	02/27/19
UT Arlington	1-0	0-0	1-0	12/02/20
Utah	1-0	1-0	0-0	12/29/18
Utah State	7-2	7-2	0-0	03/02/19
Valparaiso	1-0	0-0	1-0	12/21/19
Vanderbilt	3-1	0-0	3-1	01/04/22
Vermont	1-0	1-0	0-0	03/23/16
Washington	1-0	1-0	0-0	12/11/16
West Virginia	• FIRST MEETING •			
Western Kentucky	0-1	0-0	0-1	12/07/19
Wichita State	0-1	0-1	0-0	12/22/15
Wyoming	5-1	5-1	0-0	02/16/19

Totals 165-57 110-34 55-23

MUSSELMAN VS. CONFERENCES

American Athletic	4-0	CAA	2-1	Ohio Valley	3-1
American East	1-0	C-USA	4-1	Pac-12	5-1
ACC	1-0	Horizon League	2-0	Patriot League	1-0
Atlantic Sun	2-0	Ind./Non D-1	2-0	SEC	21-19
Atlantic 10	3-0	Ivy League	1-0	SoCon	1-0
Big East	0-0	MAAC	1-1	Southland	2-0
Big Sky	6-0	Mid-American	1-0	SWAC	3-0
Big South	3-0	MEAC	0-0	Summit League	4-0
Big Ten	1-0	Missouri Valley	7-2	Sun Belt	4-0
Big 12	4-6	Mountain West	60-21	WCC	8-2
Big West	5-2	Northeast	0-0	WAC	2-0

MUSSELMAN RECORD BREAKDOWN

OVERALL:	165-57
- AT ARKANSAS.....	55-23
Home:.....	96-11..... 38-6 at Arkansas
Away:.....	43-32..... 9-13 at Arkansas
Neutral:.....	26-14..... 8-4 at Arkansas
CONFERENCE GAMES:	74-35
- AT ARKANSAS.....	20-17
Home:.....	45-11..... 14-6 at Arkansas
Away:.....	29-24..... 6-11 at Arkansas
VS RANKED TEAMS:....	5-9
- AT ARKANSAS.....	3-6
Home:.....	1-3 / 1-3 at Ark
Away:.....	1-3 / 1-2 at Ark
Neutral:.....	3-3 / 1-1 at Ark
AS RANKED TEAM:.....	56-16
- AT ARKANSAS.....	18-4
Home:.....	29-1 / 11-0 at Ark
Away:.....	13-6 / 1-0 at Ark
Neutral:.....	14-9 / 6-4 at Ark

RECORD BY MONTH:

November:.....	40-4..... 15-0 at Arkansas
December:.....	36-11..... 15-4 at Arkansas
January:.....	32-16..... 8-10 at Arkansas
February:.....	31-12..... 9-6 at Arkansas
March:.....	24-14..... 8-3 at Arkansas
April:.....	1-0..... 0-0 at Arkansas

WHEN LEADING AT HALFTIME: 125-7

at Arkansas 42-3

WHEN TRAILING AT HALFTIME: 38-49

at Arkansas 13-20

WHEN TIED AT HALFTIME: 2-1

at Arkansas 0-0

OUT-REBOUNDING OPP: 99-13

at Arkansas 29-3

BEING OUT-REBOUNDED: 55-41

at Arkansas 22-19

REBOUNDS ARE EVEN: 11-2

at Arkansas 4-1

WHEN SCORING FIRST: 100-24

at Arkansas 34-8

WHEN OPPONENT SCORES FIRST: 65-33

at Arkansas 21-15

ONE-POSSESSION GAMES: 20-13

at Arkansas 5-5

OVERTIME GAMES: 8-6

at Arkansas 2-3

GAMES DECIDED BY 1-5 PTS: 33-22

at Arkansas 9-8

GAMES DECIDED BY 6-10 PTS: 26-16

at Arkansas 11-8

GAMES DECIDED BY 11-19 PTS: 53-12

at Arkansas 20-4

GAMES DECIDED BY 20-PLUS PTS: 43-7

at Arkansas 15-3

SHOOTING 50 PERCENT OR BETTER: 54-2

at Arkansas 16-1

SHOOTING PCT. BETTER THAN OPP: 136-11

at Arkansas 47-6

SHOOTING PCT. WORSE THAN OPP: 28-45

at Arkansas 8-17

SHOOTING PCT. SAME AS OPP: 1-1

at Arkansas 0-0

OUT-SCORING OPP BENCH: 81-7

at Arkansas 28-6

OUT-SCORED BY OPP BENCH: 77-40

at Arkansas 24-16

BENCH SCORING EVEN: 7-1

at Arkansas 3-1

MOST POINTS BY A MUSSELMAN TEAM

NOTE: MISSING RESULTS FROM RAPID CITY (CBA) AND FLORIDA (USBL)

142	Arkansas	Mississippi Valley State	11/25/20	W, 142-62
138	LA D-Fenders	Erie BayHawks	02/06/12	W, 138-107
135	LA D-Fenders	Stockton Kings	11/28/11	W, 135-103
135	Sacramento	Charlotte Bobcats	02/28/07	W, 135-120
135	Golden State	Orlando Magic	11/16/02	W, 135-92
133	Golden State	at Milwaukee Bucks	03/08/03	L, 133-138 (OT)
132	LA D-Fenders	Rio Grande Valley Vipers	12/05/11	W, 132-126
128	Sacramento	Los Angeles Lakers	12/29/06	L, 128-132 (OT)
128	Golden State	Utah Jazz	04/08/03	W, 128-102
127	LA D-Fenders	Canton Charge	01/30/12	W, 127-87
127	Reno	Idaho Stampede	12/01/10	W, 127-117
126	Reno	Rio Grande Valley Vipers	004/20/11	L, 126-134

PLAYER GAME HIGHS:

MOST POINTS:

at Nevada:	45	Jordan Caroline at New Mexico 01/07/17
	40	Jordan Caroline at Colorado St 02/06/19
	37	D.J. Fenner vs UNLV 02/08/17
	34	Marqueze Coleman at Hawai'i 11/16/15
	33	Caleb Martin at Utah 12/29/18
	32	Marcus Marshall at Wyoming 01/14/17
	32	Marcus Marshall at Washington 12/11/16
	32	Tyron Criswell vs Eastern Washington 03/21/16
	30	4x
at Arkansas:	41	Mason Jones vs Tulsa 12/14/19
	40	Mason Jones vs Auburn 02/04/20
	38	Mason Jones vs Miss State 02/15/20
	37	Mason Jones vs Tennessee 02/26/20
	36	Mason Jones vs LSU 03/04/20
	34	Mason Jones vs South Carolina 01/29/20
	34	Isaiah Joe at Ole Miss 01/11/20
	33	Isaiah Joe vs Texas Southern 11/19/19
	32	Mason Jones vs Rice 11/05/19
	30	4x - Last: JD Notae vs Mercer 11/09/21

Season Opener: 32 Mason Jones vs Rice 11/05/19

SEC Opener 17 Isaiah Joe & Mason Jones vs TX A&M 01/04/20

SEC Game: 40 Mason Jones vs Auburn 02/04/20

SEC Tourney: 28 Moses Moody vs LSU 03/13/20

NCAA Tourney: 27 Justin Smith vs Colgate 03/19/21

Bud Walton: 41 Mason Jones vs Tulsa 12/14/19

Road Game: 34 Isaiah Joe at Ole Miss 01/11/20

Neutral Site: 28 Moses Moody vs LSU 03/13/20

Ranked Opp: 40 Mason Jones vs Auburn 02/04/20

Frosh: 28 (4x) Moses Moody (Bama, USC, TX A&M, LSU)

Soph: 34 Isaiah Joe at Ole Miss 01/11/20

Junior: 41 Mason Jones vs Tulsa 12/14/19

Senior+: 30 (2x) last JD Notae vs Mercer 11/09/21

MOST FIELD GOALS MADE:

at Nevada:	17	Jordan Caroline at New Mexico 01/07/17
	13	Cody Martin vs Utah State 02/17/18
	12	Jordan Caroline at UNLV 02/25/17
	12	Cameron Oliver vs Eastern Washington 03/21/16
	12	D.J. Fenner v UNLV 02/08/17
at Arkansas:	14	Jimmy Whitt Jr. vs Vanderbilt 01/15/20
	12	Mason Jones vs Auburn 02/04/20
	12	Mason Jones vs Tulsa 12/14/19
	12	Mason Jones vs Rice 11/05/19
	11	6x - Last: Stanley Umude vs Vandy 01/04/22

MOST 3-POINTERS MADE:

at Nevada:	8	Marcus Marshall at UNLV 02/25/17
	7	6x
at Arkansas:	8	Mason Jones at Texas A&M 03/07/20
	7	Isaiah Joe at Ole Miss 01/11/20
	6	Isaiah Joe at Texas A&M 03/07/20
	6	Isaiah Joe at Indiana 12/29/19
	6	Isaiah Joe vs Texas Southern 11/19/19

MOST FREE THROWS MADE:

at Nevada:	15	Marcus Marshall vs Boise State 02/22/17
	15	Marqueze Coleman vs UNLV 01/23/16
	15	Marqueze Coleman at Hawai'i 11/16/15
	14	Jordan Caroline vs Rhode Island 11/13/17
	14	Marcus Marshall at Wyoming 01/14/17
at Arkansas:	18	Mason Jones vs Miss State 02/15/20
	16	Moses Moody vs Alabama 02/24/21
	15	Mason Jones vs South Carolina 01/29/20
	12	Chris Lykes vs Elon 12/21/21
	12	Mason Jones vs LSU 03/04/20
	12	Isaiah Joe vs Tennessee 02/26/20
	12	Mason Jones vs Tulsa 12/14/19

MOST REBOUNDS:

at Nevada:	24	Cameron Oliver vs Fresno State 02/1/16
	21	Cameron Oliver at UNLV 02/20/16
	17	Cameron Oliver vs Colorado State 03/04/17
	16	6x
at Arkansas:	17	Justin Smith vs Oral Roberts 12/20/20
	16	Connor Vanover vs North Texas 11/28/20
	15	Jimmy Whitt Jr. vs LSU 03/04/20
	14	Justin Smith vs Oral Roberts 03/27/21
	13	Jaylin Williams vs UCA 12/01/21
	12	4X - Last: Justin Smith vs Colgate 03/19/21

Season Opener: 11 Au'Diese Toney vs Mercer 11/09/21

SEC Opener 6 Mason Jones vs Texas A&M 01/04/20

SEC Game: 15 Jimmy Whitt Jr. vs LSU 03/04/20

SEC Tourney: 9 Moses Moody vs LSU 03/13/20

NCAA Tourney: 14 Justin Smith vs Oral Roberts 03/27/21

Bud Walton: 17 Justin Smith vs Oral Roberts 12/20/20

Road Game: 12 Jimmy Whitt Jr. at Western Ky 12/07/19

Neutral Site: 12 Justin Smith vs Colgate 03/19/21

Ranked Opp: 12 Justin Smith vs Alabama 02/24/21

Frosh: 10 (5x) last by Jaylin Williams vs Texas Tech 03/21/21

Soph: 16 Connor Vanover vs North Texas 11/28/20

Junior: 12 Mason Jones vs South Carolina 01/29/20

Senior+: 17 Justin Smith vs Oral Roberts 12/20/20

MOST OFFENSIVE REBOUNDS:

at Nevada:	11	AJ West at Pacific 11/21/15
	8	Cameron Oliver vs Fresno State 02/1/16
at Arkansas:	11	Justin Smith vs Oral Roberts 03/27/21
	10	Justin Smith vs Oral Roberts 12/12/20
	6	Au'Diese Toney vs Cincinnati 11/23/21
	6	Justin Smith vs UT Arlington 12/02/20
	6	Reggie Chaney at Missouri 02/08/20
	5	7x - Last: Stanley Umude vs UCA 12/01/21

MOST DEFENSIVE REBOUNDS:

at Nevada:	16	Cameron Oliver vs Fresno State 02/1/16
	14	Cameron Oliver vs Colorado State 03/04/17
	14	Cameron Oliver at Wyoming 01/14/17
	13	Cameron Oliver vs Colorado State 03/11/17
	13	Cameron Oliver at Air Force 02/15/17
at Arkansas:	14	Connor Vanover vs North Texas 11/28/20
	14	Jimmy Whitt Jr. vs LSU 03/04/20
	11	Jaylin Williams vs UCA 12/01/21
	11	Mason Jones vs South Carolina 01/29/20
	10	JD Notae vs Charlotte 12/07/21

MOST ASSISTS:

at Nevada:	11	Cody Martin vs BYU 11/06/18
	11	Cody Martin vs Colorado State 02/25/18
	11	Marqueze Coleman vs Holy Names 11/30/15
	10	Cody Martin vs Little Rock 11/16/18
	10	Cody Martin vs Pacific 11/09/18
	10	Marcus Marshall vs Colorado State 03/04/17
at Arkansas:	11	Jalen Tate vs UCA 12/12/12
	10	Jalen Tate vs Georgia 01/09/21
	9	Mason Jones at Ole Miss 01/11/20
	8	Davonte Davis vs Charlotte 12/07/21
	8	Jalen Tate at Vanderbilt 01/23/21
	8	Mason Jones vs Vanderbilt 01/15/20

Season Opener: 7 Isaiah Joe vs Rice 11/05/19

SEC Opener 5 Jalen Harris vs Texas A&M 01/04/20

SEC Game: 10 Jalen Tate vs Georgia 01/09/21

SEC Tourney: 6 Mason Jones vs Vanderbilt 03/11/20

NCAA Tourney: 6 Jalen Tate vs Oral Roberts 03/27/21

Bud Walton: 11 Jalen Tate vs Central Arkansas 12/12/12

Road Game: 9 Mason Jones at Ole Miss 01/11/20

Neutral Site: 6 Jalen Tate vs Oral Roberts 03/27/21

Ranked Opp: 6 by Jalen Tate at Tennessee 01/06/21

Frosh: 6 Davonte Davis (2x) vs Georgia and vs LSU

Soph: 8 Davonte Davis vs Charlotte 12/07/21

Junior: 9 Mason Jones at Ole Miss 01/11/20

Senior+: 11 Jalen Tate vs Central Arkansas 12/12/12

MOST STEALS:

at Nevada:	5	Caleb Martin vs California Baptist 11/19/18
	5	Jordan Caroline at San Diego St 02/12/17
	5	Marqueze Coleman at New Mexico 12/30/15
	4	17x
at Arkansas:	7	JD Notae vs Mercer 11/09/21
	7	JD Notae vs Vanderbilt 01/04/22
	5	Justin Smith vs Colate 03/19/21
	5	JD Notae at South Carolina 03/02/21
	5	Justin Smith vs Florida 02/16/21
	5	Mason Jones at Georgia Tech 11/25/19
	5	Isaiah Joe vs Texas Southern 11/19/19
	5	Mason Jones vs Rice 11/05/19

Season Opener: 7 JD Notae vs Mercer 11/09/21

SEC Opener 3 Mason Jones vs Texas A&M 01/04/20

SEC Game: 5 (4x) last JD Notae vs Vanderbilt 01/04/21

SEC Tourney: 4 Davonte Davis vs LSU 03/13/20

NCAA Tourney: 5 Justin Smith vs Colgate 03/19/21

Bud Walton: 7 JD Notae vs Mercer 11/09/21

Road Game: 5 (2x) last JD Notae at South Carolina

Neutral Site: 4 Davonte Davis vs LSU 03/13/20

Ranked Opp: 4 Desi Sills vs Auburn 02/04/20

Frosh: 4 Davonte Davis vs LSU 03/13/20

Soph: 5 Isaiah Joe vs Texas Southern 11/19/19

Junior: 5 (4x) last JD Notae vs Colgate 03/19/21

Senior+: 7 JD Notae vs Mercer 11/09/21

MOST BLOCKED SHOTS:

at Nevada:	6	Cameron Oliver vs Morehead State 04/01/16
	5	7x
at Arkansas:	6	Connor Vanover vs North Texas 11/28/20
	5	Connor Vanover at Oklahoma St. 01/30/21
	5	Connor Vanover vs Ole Miss 01/27/21
	5	Adrio Bailey vs Valpo 12/21/19
	5	Adrio Bailey vs Texas Southern 11/19/19
	4	5x - Last: Connor Vanover at S. Carolina 02/03/21

Season Opener: 3 Connor Vanover vs Miss Valley 11/25/20

SEC Opener 1 Adrio Bailey & Jimmy Whitt vs TX A&M 01/04/20

SEC Game: 5 Connor Vanover vs Ole Miss 01/27/21

SEC Tourney: 3 (3x) last Ethan Henderson vs LSU 03/13/21

NCAA Tourney: 3 Moses Moody vs Oral Roberts 03/27/21

Bud Walton: 6 Connor Vanover vs North Texas 11/28/20

Road Game: 5 Connor Vanover at Oklahoma State 01/30/21

Neutral Site: 5 Adrio Bailey vs Valpo 12/21/19

Ranked Opp: 4 Jalen Tate vs Alabama 02/24/21

Frosh: 4 Jaylin Williams vs LSU 02/27/21

Soph: 6 Connor Vanover vs North Texas 11/28/20

Junior: 3 (2x) last Ethan Henderson vs LSU 03/13/21

Senior+: 5 Adrio Bailey 2x

TEAM GAME HIGHS:

MOST POINTS:			
at Nevada:	119	vs Fresno State 12/09/15	W, 119-70
	110	vs UMass 11/23/18	W, 110-87
	108	vs Holy Names 11/30/15	W, 108-57
	105	at New Mexico 01/07/17	W, 105-104 (OT)
	104	vs UNLV 02/08/17	W, 104-77
	103	at Wyoming 01/24/18	L, 103-104 (2OT)
	102	vs Fresno State 01/31/18	W, 102-92
	101	at UNLV 02/28/18	W, 101-75
	100	vs Colorado State 01/23/19	W, 100-60
at Arkansas:	142	vs Mississippi Valley 11/25/20	W, 142-62
	101	at South Carolina 03/02/21	W, 101-73
	100	vs Central Arkansas 12/12/12	W, 100-75
	99	vs Georgia 01/09/21	W, 99-69
	99	vs LSU 03/04/20	W, 99-90
	98	vs Tulsa 12/14/19	W, 98-79
	97	vs Central Arkansas 12/01/21	W, 97-60
	97	at Auburn 12/30/20	W, 97-89
	93	vs Little Rock 12/04/21	W, 93-78
	93	vs UNI 11/17/21	W, 93-80

MOST FIELD GOALS MADE:			
at Nevada:	40	vs UMass 11/23/18	
	40	vs Fresno State 12/09/15	
	40	vs Holy Names 11/30/15	
	38	vs San Jose State 0/09/19	
	38	vs UNLV 02/08/17	
at Arkansas:	48	vs Mississippi Valley 11/25/20	
	40	vs Central Arkansas 12/01/21	
	40	vs Central Arkansas 12/12/20	
	37	at South Carolina 03/02/21	
	37	vs Rice 11/05/19	
	36	2x last at Vanderbilt 01/23/21	

MOST FIELD GOALS ATTEMPTED:			
at Nevada:	80	at UNLV 02/20/16	
	77	vs Colorado State 02/25/18	
	75	at New Mexico 01/07/17	
	74	3x last vs Wyoming 01/03/18	
at Arkansas:	86	vs Mississippi Valley 11/25/20	
	77	vs Oral Roberts 12/20/20	
	76	at LSU 01/13/21	
	76	vs Central Arkansas 12/12/20	
	73	vs Central Arkansas 12/01/21	
	71	vs Missouri 01/02/21	
	71	vs Texas Southern 11/19/19	

BEST FIELD GOAL PERCENTAGE:			
at Nevada:	.615 (40-65)	vs UMass 11/23/18	
	.597 (40-67)	vs Fresno State 12/09/15	
	.597 (40-67)	vs Holy Names 11/30/15	
	.593 (32-54)	at Utah State 02/17/18	
	.589 (33-56)	vs Fresno State 01/31/18	
at Arkansas:	.571 (36-63)	at Vanderbilt 01/23/21	
	.567 (34-60)	vs Tulsa 12/14/19	
	.558 (48-86)	vs Mississippi Valley 11/25/20	
	.552 (37-67)	at South Carolina 03/02/21	
	.552 (37-67)	vs Rice 11/05/19	
	.548 (40-73)	vs Central Arkansas 12/01/21	
	.567 (34-60)	vs Little Rock 12/04/21	

MOST 3-POINT FIELD GOALS MADE:			
at Nevada:	17	at Pacific 11/18/17	
	15	vs Pacific 11/09/18	
	15	at Air Force 01/06/18	
	15	at Santa Clara 11/15/17	
	15	at New Mexico 01/07/17	
at Arkansas:	20	vs Mississippi Valley 11/25/20	
	15	at South Carolina 03/02/21	
	14	at Texas A&M 03/07/20	
	13	vs Gardner-Webb 11/13/21	
	12	6x - Last vs Hofstra 12/18/21	

MOST 3-POINT FIELD GOALS ATTEMPTED:			
at Nevada:	39	vs South Dakota State 12/15/18	
	37	at Fresno State 01/12/19	
	37	vs San Jose State 02/21/18	
	34	vs San Jose State 01/09/19	
	34	at Pacific 11/18/17	
at Arkansas:	40	vs Mississippi Valley 11/25/20	
	34	vs Lipscomb 12/05/20	
	33	at South Carolina 03/02/21	
	33	vs Southern 12/09/20	
	32	at Texas A&M 03/07/20	

BEST 3-POINT FIELD GOAL PERCENTAGE:			
at Nevada:	.600 (6-10)	vs Morehead State 03/30/16	
	.588 (10-17)	at Fresno State 12/27/17	
	.579 (11-19)	vs Southern Illinois 12/22/17	
	.550 (11/20)	vs Oakland 11/23/16	
	.542 (13-24)	at UNLV 02/28/18	
	.542 (13-24)	at Air Force 02/15/17	
at Arkansas:	.667 (6-9)	vs TCU 01/25/20	
	.571 (12-21)	vs Georgia 01/09/21	
	.500 (20-40)	vs Mississippi Valley 11/25/20	
	.481 (13-27)	vs Gardner-Webb 11/13/21	
	.480 (12-25)	vs Missouri 02/22/20	
	.455 (15-33)	at South Carolina 03/02/21	

MOST FREE THROWS MADE:			
at Nevada:	39	vs Morehead State 04/01/16	
	36	vs Rhode Island 11/13/17	
	35	vs Tulsa 11/22/18	
	31	at Wyoming 01/14/17	
	30	at Wyoming 01/24/18	
at Arkansas:	36	vs LSU 03/04/20	
	29	vs Elon 12/21/21	
	28	at Missouri 02/08/20	
	27	vs Kansas State 11/22/21	
	27	vs Alabama 02/24/21	
	27	vs Tennessee 02/26/20	

MOST FREE THROWS ATTEMPTED:			
at Nevada:	45	vs Morehead State 04/01/16	
	44	vs Rhode Island 11/13/17	
	43	at Pacific 11/21/15	
	42	vs Tulsa 11/22/18	
at Arkansas:	54	vs LSU 03/04/20	
	43	vs Alabama 02/24/21	
	40	vs South Carolina 01/29/20	
	39	at Missouri 02/08/20	
	36	at Tennessee 02/11/20	

BEST FREE THROW PERCENTAGE:			
at Nevada:	.929 (13-14)	vs Loyola-Chicago 03/22/18	
	.929 (13-14)	at Cal State Fullerton 11/28/15	
	.900 (18-20)	at Pacific 11/18/17	
	.889 (16-18)	at Fresno State 12/27/17	
	.885 (23-26)	vs Montana 03/16/16	
	.885 (23-26)	at Hawai'i 11/16/15	
at Arkansas:	.944 (17-18)	vs Oklahoma 12/11/21	
	.944 (17-18)	at LSU 01/08/20	
	.929 (13-14)	vs Mississippi State 02/02/21	
	.923 (12-13)	at South Carolina 03/02/21	
	.917 (11-12)	vs South Dakota 11/22/19	

MOST REBOUNDS:			
at Nevada:	61	at Pacific 11/21/15	
	60	vs Fresno Pacific 12/09/15	
	57	vs Fresno State 02/13/16	
	53	at UNLV 02/20/16	
	50	vs San Jose State 12/28/16	
at Arkansas:	58	Oral Roberts 12/20/20	
	58	vs Mississippi Valley 11/25/20	
	54	vs Lipscomb 12/05/20	
	47	vs Central Arkansas 12/01/21	
	46	vs Southern 12/09/20	

MOST OFFENSIVE REBOUNDS:			
at Nevada:	25	at Pacific 11/21/15	
	19	vs Fresno Pacific 12/09/15	
	19	vs Fresno State 02/13/16	
	19	vs Florida 03/21/19	
at Arkansas:	24	vs Oral Roberts 12/20/20	
	20	vs Mississippi Valley 11/25/20	
	18	vs Cincinnati 11/23/21	
	18	vs Oral Roberts 03/27/21	
	17	at LSU 01/13/21	
	17	vs UT Arlington 12/02/20	

MOST DEFENSIVE REBOUNDS:			
at Nevada:	43	vs Fresno State 02/13/16	
	42	vs San Jose State 12/28/16	
	41	vs Fresno Pacific 12/09/15	
	40	vs Little Rock 11/16/18	
	38	vs Mew Mexico 02/09/19	
at Arkansas:	44	vs Lipscomb 12/05/20	
	38	vs Mississippi Valley 11/25/20	
	36	vs LSU 02/27/21	
	36	vs Valparaiso 12/21/19	
	35	vs Rice 11/05/19	

MOST ASSISTS:			
at Nevada:	29	vs Holy Names 11/30/15	
	27	at Santa Clara 11/15/17	
	25	vs Illinois State 11/29/17	
	25	at New Mexico 01/07/17	
	24	vs UC Davis 12/19/17	
at Arkansas:	26	vs Central Arkansas 12/12/20	
	26	vs Mississippi Valley 11/25/20	
	23	vs Gardner-Webb 11/13/21	
	22	vs Central Arkansas 12/01/21	
	22	at Vanderbilt 01/23/21	
	21	vs Northern Iowa 11/17/21	
	21	vs Georgia 01/09/21	

MOST STEALS:			
at Nevada:	15	vs San Jose State 01/09/19	
	15	vs Utah State 01/02/19	
	12	vs New Mexico 01/28/17	
	13	at New Mexico 12/30/15	
	11	4x	
at Arkansas:	16	vs Central Arkansas 12/01/21	
	15	at Georgia Tech 11/25/19	
	14	at Auburn 02/04/20	
	14	vs Rice 11/05/19	
	13	Missouri 01/02/21	
	13	at Auburn 12/30/20	
	13	vs Texas Southern 11/19/19	

MUSS TEAMS IN THE NCAA/CONFERENCE STATS						
	2015-16	2016-17	2017-18	2018-19	2019-20	2020-21
3-pt FG Att	176 / 8	37 / 2	29 / 2	51 / 2	115 / 5	26 / 3
A-Turnover Ratio	232 / 9	13 / 1	2 / 1	15 / 1	140 / 4	103 / 2
Assists/Gm	220 / 9	32 / 1	27 / 2	75 / 3	226 / 10	80 / 4
Blocks/Gm	7 / 1	64 / 3	74 / 2	100 / 2	84 / 9	17 / 4
Def Reb/Gm	19 / 1	31 / 2	92 / 6	31 / 2	287 / 12	33 / 2
Fewest Fouls	342 / 11	105 / 3	253 / 9	184 / 6	322 / 12	329 / 13
Fewest TO	335 / 11	59 / 1	24 / 1	21 / 1	59 / 1	320 / 10
FG Pct	251 / 9	146 / 5	60 / 3	68 / 4	147 / 6	100 / 4
FG Pct Defense	28 / 2	120 / 7	140 / 4	42 / 3	169 / 12	70 / 5
FT Attempts	2 / 1	13 / 1	16 / 2	16 / 1	8 / 2	4 / 1
FT Made	1 / 1	24 / 2	9 / 2	17 / 1	3 / 1	2 / 1
FT Pct	43 / 2	159 / 6	66 / 2	167 / 6	102 / 6	68 / 4
Off Reb/Gm	76 / 2	132 / 3	255 / 7	205 / 6	325 / 14	44 / 8
Fouls/Gm	275 / 8	35 / 1	95 / 1	126 / 3	311 / 11	131 / 3
Reb Margin	4 / 2	72 / 1	232 / 81	97 / 3	342 / 14	56 / 3
Scoring Defense	177 / 5	151 / 6	191 / 6	55 / 1	185 / 9	189 / 8
Scoring Margin	117 / 5	39 / 1	27 / 1	9 / 1	70 / 4	24 / 1
Scoring Offense	113 / 5	37 / 1	18 / 2	28 / 1	56 / 5	11 / 2
Steals/Gm	98 / 3	262 / 8	174 / 6	172 / 4	41 / 1	48 / 4
3 Pt FG Defense	59 / 2	18 / 2	20 / 1	113 / 3	1 / 1	174 / 9
3 PT FG/Game	323 / 11	33 / 2	31 / 3	74 / 3	143 / 4	169 / 5
3 PT FG Pct	314 / 11	42 / 1	26 / 2	155 / 6	175 / 5	198 / 7
3 PT FGM	251 / 9	22 / 2	15 / 2	59 / 2	129 / 4	39 / 4
Total Assists	112 / 2	30 / 2	10 / 1	69 / 2	251 / 10	12 / 1
Total Blocks	3 / 1	50 / 3	44 / 1	88 / 2	81 / 7	3 / 2
Total Rebounds	2 / 1	25 / 3	44 / 2	63 / 2	306 / 14	4 / 3
Total Rebs/Gm	18 / 1	41 / 1	171 / 6	72 / 4	322 / 14	18 / 2
Total Steals	40 / 3	208 / 9	85 / 2	157 / 4	34 / 1	5 / 2
Turnover Margin	184 / 5	169 / 7	22 / 2	22 / 1	9 / 1	58 / 2
Turnovers Forced	154 / 5	306 / 10	191 / 6	127 / 3	29 / 1	52 / 7
Fewest TO/Gm	208 / 7	26 / 2	4 / 1	13 / 1	47 / 1	151 / 3
W-L Pct	93 / 3	17 / 1	17 / 1	7 / 1	89 / 5	17 / 2

MOST BLOCKED SHOTS:			
at Nevada:	11	at Oregon State 12/05/15	
	10	at Wyoming 01/20/16	
	10	vs Holy Names 11/30/15	
	9	vs UNLV 03/08/18	
	9	at New Mexico 01/07/17	
at Arkansas:	11	vs Alabama 02/24/21	
	10	vs Elon 12/21/21	
	10	vs Texas Southern 11/19/19	
	8	vs Central Arkansas 12/12/20	
	8	vs Southern 12/09/20	
	8	vs North Texas 11/28/20	
	8	at Texas A&M 03/07/20	
	8	vs Valparaiso 12/21/19	

MOST TURNOVERS:			
at Nevada:	21	at Texas Tech 12/05/17	
	21	vs Morehead State 03/30/16	
	20	vs Fresno Pacific 12/09/15	
	20	at San Diego State 03/11/16	
at Arkansas:	21	vs Rice 11/05/19	
	20	vs Missouri 03/12/21	
	20	at Tennessee 01/06/21	
	20	vs Austin Peay 12/03/19	
	19	vs Valparaiso 12/21/19	

MOST FOULS:			
at Nevada:	38	at Wichita State 12/22/15	
	30	at New Mexico 01/07/17	
	30	at New Mexico 12/30/15	
	28	at Utah State 03/02/19	
at Arkansas:	32	at Missouri 02/08/20	
	28	Missouri 01/02/21	
	28	at Texas A&M 03/07/20	
	26	at Tennessee 02/11/20	

OPPONENT GAME HIGHS (at Ark):

||
||
||

FG PCT	.588 (30-51) .567 (38-67) .549 (28-51) .523 (34-65) .519 (28-54) .509 (28-55) .508 (31-61) .508 (31-61)	vs Mississippi State 02/15/20 at Georgia 02/29/20 vs Oklahoma 12/11/21 at LSU 01/13/21 at Auburn 12/30/20 vs South Carolina 01/29/20 vs Texas A&M 03/06/21 at Oklahoma State 01/31/21
3 PT MADE	17 15 15 14 13 13 13 13 13	vs Northern Iowa 11/17/21 at Alabama 01/16/21 at Auburn 12/30/20 at Kentucky 02/09/21 vs Oklahoma 12/11/21 vs Gardner-Webb 11/13/21 vs Mercer 11/09/21 at Missouri 02/13/21 vs Mississippi Valley 11/25/20
3 PT ATT	39 37 33 32 31	5x - Last: vs Gardner-Webb 11/13/21 vs Mississippi Valley 11/25/20 vs Northern Iowa 11/17/21 vs Alabama 02/24/21 at Missouri 02/13/21 vs Mississippi Valley 11/25/20
3 PT PCT	.591 (13-22) .538 (14-26) .533 (8-15) .517 (15-29) .474 (9-19) .459 (17-37)	vs Oklahoma 12/11/21 at Kentucky 02/09/21 vs Baylor 03/29/21 at Auburn 12/30/20 vs LSU 03/13/21 vs Northern Iowa 11/17/21
FT MADE	34 28 27 25	at Missouri 02/08/20 vs Missouri 01/02/21 at Mississippi State 01/22/20 at Ole Miss 01/11/20
FT ATTEMPTS	44 39 33 31 31	at Missouri 02/08/20 vs Missouri 01/02/21 vs South Carolina 01/29/20 at Texas A&M 03/07/20 at Mississippi State 01/22/20
FT PCT	1.000 (14-14) .962 (25-26) .909 (10-11) .871 (27-31) .870 (20-23)	vs Florida 02/16/21 at Ole Miss 01/11/20 vs Charlotte 12/07/21 at Mississippi State 01/22/20 vs Hofstra 12/18/21
REBOUNDS	53 52 51 48	at LSU 01/08/20 at Missouri 02/08/20 vs Missouri 01/02/21 at LSU 01/13/21
OFF REB	23 16 15	at LSU 01/08/20 at Missouri 02/08/20 5x last at Mississippi State 12/29/21
DEF REB	41 37 35 34 34 34	vs Missouri 01/02/21 at Georgia Tech 11/25/19 vs Kentucky 01/18/20 at Alabama 01/16/21 at LSU 01/13/21 vs Valparaiso 12/21/19
ASSISTS	18 18 18 17 17 17 17 17 17	vs Oklahoma 12/11/21 at Kentucky 02/09/21 at Alabama 01/16/21 vs Hofstra 12/18/21 vs Northern Iowa 11/17/21 vs Gardner-Webb 11/13/21 vs Mercer 11/09/21 vs Baylor 03/29/21 vs Colgate 03/19/21 at Tennessee 02/11/20
STEALS	12 12 10 10 10 10	at Mississippi State 12/29/21 at Alabama 01/16/21 vs LSU 03/13/21 at Oklahoma State 01/30/21 at Tennessee 01/06/21 vs Northern Kentucky 11/30/19
BLOCKS	9 9 7 7 6	vs Auburn 01/20/21 at Tennessee 01/06/21 at Oklahoma State 01/30/21 vs Oral Roberts 12/20/20 6x - Last: vs Ole Miss 01/27/21
TURNOVERS	27 26 25 24 23 23	vs Rice 11/05/19 vs Mississippi State 02/02/21 vs Central Arkansas 12/01/21 at Georgia Tech 11/25/19 vs Texas Southern 11/19/19 vs Montana 11/16/19
FOULS	35 33 32 29	vs LSU 03/04/20 vs South Carolina 01/29/20 vs Alabama 02/24/21 vs Missouri 01/02/21

ARKANSAS TEAM GAME LOWS:

FEWEST PTS	59 59 61 61 62	at Alabama 01/16/21 at Florida 02/18/20 vs Mississippi State 02/02/21 at Tennessee 02/11/20 at Georgia Tech 11/25/19
------------	----------------------------	--

FEWEST FG	15 19 19 20 20	at Tennessee 02/11/20 vs Missouri 01/02/21 vs Kentucky 01/18/20 vs North Texas 11/12/19 vs Montana 11/16/19
FEWEST FGA	45 46 49	vs North Texas 11/12/19 vs Austin Peay 12/03/19 at Tennessee 02/11/20
LOWEST FG%	.268 (19-71) .306 (15-49) .333 (21-63) .333 (19-57) .342 (26-79)	vs Missouri 01/02/21 at Tennessee 02/11/20 at Alabama 01/16/21 vs Kentucky 01/18/20 at LSU 01/13/21
FEWEST 3PT FG	1 2 3 3 3 3 3	vs Oral Roberts 03/27/21 vs Mississippi State 02/02/21 vs Charlotte 12/07/21 vs Penn 11/28/21 vs Cincinnati 11/23/21 vs Kansas State 11/22/21 vs Northern Kentucky 11/30/19 at Missouri 02/08/20 at Florida 02/18/20
FEWEST 3 FGA	9 9 11 13 14 14	vs Oral Roberts 03/27/21 vs TCU 01/25/20 vs Baylor 03/29/21 vs Charlotte 12/07/21 vs Alabama 02/24/21 at Missouri 02/08/20
LOWEST 3 PT%	.111 (1-9) .118 (2-17) .136 (3-22) .167 (4-24) .167 (3-18) .176 (3-17) .176 (3-17)	vs Oral Roberts 03/27/21 vs Mississippi State 02/02/21 vs Kansas State 11/22/21 vs Oral Roberts 12/20/20 vs Northern Kentucky 11/30/19 vs Penn 11/28/21 vs Cincinnati 11/23/21
FEWEST FT	4 6 7 8	at Oklahoma State 01/30/21 at Mississippi State 01/22/20 vs Rice 11/05/19 4x - Last: at Tennessee 01/06/21
FEWEST FTA	7 8 10 11 11	at Oklahoma State 01/30/21 vs Central Arkansas 12/12/20 at Tennessee 01/06/21 vs Rice 11/05/19 at Mississippi State 01/22/20
LOWEST FT%	.471 (8-17) .500 (13-26) .533 (8-15) .545 (6-11) .563 (9-16)	vs Southern 12/09/20 vs Central Arkansas 12/01/21 vs Vanderbilt 01/15/20 at Mississippi State 01/22/20 vs Penn 11/28/21
FEWEST REBS	23 24 24 24 25	vs Missouri 02/22/20 vs North Texas 11/12/19 at LSU 01/08/20 at Texas A&M 03/07/20
FEWEST OFF REB	2 3 3 4 5 5	vs Missouri 02/22/20 at LSU 01/08/20 at Georgia Tech 11/25/19 vs North Texas 11/12/19 at South Carolina 03/02/21 at Kentucky 02/09/21
FEWEST DEF REB	15 18 18 18 19	at Florida 02/18/20 at Tennessee 02/11/20 vs TCU 01/25/20 vs Mississippi State 02/15/20
FEWEST ASSISTS	6 7 7 7 7 8	at Tennessee 02/11/20 vs Kansas State 11/22/21 vs Missouri 01/02/21 at Alabama 02/01/20 6x - last at Alabama 01/16/21
FEWEST STEALS	0 2 4 4 4	vs Texas Tech 03/21/21 at Tennessee 01/06/21 at Western Kentucky 12/07/19 vs Mississippi State 02/15/20 vs LSU 03/04/20
FEWEST BLOCKS	1 1 1 1 1 2	vs Texas Tech 03/21/21 vs Georgia 01/09/21 vs Northern Kentucky 11/30/19 vs South Carolina 01/29/20 vs Mississippi State 02/15/20 at Florida 02/18/20
FEWEST TO	5 5 6 6 7	8x last at Tennessee 01/06/21 vs Northern Iowa 11/17/21 vs LSU 03/04/20 at Kentucky 02/09/21 at Georgia 02/29/20 5x
FOULS	6 10 12 14	vs Mercer 11/09/21 vs Southern 12/09/20 vs Mississippi Valley 11/25/20 5x: Last: vs Penn 11/28/21

OPPONENT GAME LOWS (at Ark):

FEWEST PTS	43 43 44 45 46	vs Rice 11/05/19 vs North Texas 11/12/19 vs Southern 12/09/20 vs Mississippi State 02/02/21 vs Montana 11/16/19
FEWEST FG	15 15	vs Mississippi State 02/02/21 vs Lipscomb 12/05/20

	16 17 18	vs Rice 11/05/19 vs North Texas 11/12/19 2x - Last: vs Southern 12/09/20
FEWEST FGA	45 46 48 49	vs Texas A&M 01/04/20 at Florida 02/18/20 vs Vanderbilt 01/15/20 vs Mississippi State 02/02/21
LOWEST FG%	.254 (15-59) .286 (18-63) .286 (16-56) .306 (15-49) .321 (18-56)	vs Lipscomb 12/05/20 vs Southern 12/09/20 vs Rice 11/05/19 vs Mississippi State 02/20/21 vs Montana 11/16/19
FEWEST 3PT FG	1 1 2 2 2 2 2 2	vs Ole Miss 01/27/21 vs Southern 12/09/20 vs North Texas 11/28/20 vs Rice 11/05/19 vs North Texas 11/12/19 vs Montana 11/16/19 vs Texas Southern 11/19/19 at Georgia Tech 11/25/19
FEWEST 3 FGA	7 11 12 12	vs Mississippi State 02/15/20 vs Texas Southern 11/19/19 vs South Dakota 11/22/19 at Georgia Tech 11/25/19
LOWEST 3 PT%	.063 (1-16) .077 (1-13) .080 (2-25) .118 (2-17) .125 (2-16)	vs Ole Miss 01/27/21 vs Southern 12/09/20 vs Rice 11/05/19 vs North Texas 11/12/19 vs Montana 11/16/19
FEWEST FT	3 3 6 7	vs Alabama 02/24/21 vs Mississippi Valley 11/25/20 5 vs Elon 12/21/21 vs LSU 02/27/21 3x - Last: vs Southern 12/09/20
FEWEST FTA	3 6 9 10 10	vs Alabama 02/24/21 vs Mississippi Valley 11/25/20 9 vs Elon 12/21/21 vs Texas A&M 03/06/21 vs Southern 12/09/20
LOWEST FT%	.375 (3-8) .467 (7-15) .500 (6-12) .500 (9-18) .515 (17-33)	vs Alabama 02/24/21 vs Central Arkansas 12/01/21 vs LSU 02/27/21 at Indiana 12/29/19 vs South Carolina 01/29/20
FEWEST REBS	21 22 27 27 27 28 28 28 28	vs Charlotte 12/01/21 vs Mercer 11/09/21 vs Elon 12/21/21 vs Rice 11/05/19 28 vs Penn 11/28/21 at Tennessee 01/06/21 at Abilene Christian 12/20/20 vs Mississippi State 02/15/20
FEWEST OFF REBS	4 4 4 4 5 5 5 5	vs Charlotte 12/01/21 vs Mercer 11/09/21 vs Mississippi State 02/15/20 vs Vanderbilt 01/15/20 5 vs Oklahoma 12/11/21 5 vs Central Arkansas 12/01/21 5 vs Gardner-Webb 11/13/21 vs Missouri 03/12/21 vs South Carolina 01/29/20 vs Northern Kentucky 11/30/19
FEWEST DEF REBS	17 18 18 19	vs Charlotte 12/01/21 vs Mercer 11/09/21 vs Baylor 03/29/21 19 vs Elon 12/21/21
FEWEST ASSISTS	5 6 6 6 7	vs Southern 12/09/20 vs Florida 02/16/21 at Ole Miss 01/11/20 at Missouri 02/08/20 7 4x - Last vs Kansas State 11/22/21
FEWEST STEALS	0 1 1 1 1 2	vs Vanderbilt 01/15/20 1 vs Cincinnati 11/23/21 at Kentucky 02/09/21 at LSU 01/08/20 vs LSU 02/27/21 at Georgia 02/29/20
FEWEST BLOCKS	0 0 0 0 0 1	vs Hofstra 12/18/21 vs Georgia 01/09/21 Southern 12/09/20 vs North Texas 11/12/19 vs Austin Peay 12/03/19 1 13x - Last: vs Vanderbilt 01/04/21
FEWEST TO	5 7 8 9	at Tennessee 01/06/21 vs Lipscomb 12/05/20 vs LSU 02/27/21 3x - Last: vs Texas Tech 03/21/21
FEWEST FOULS	12 12 14 14 14 14	at Tennessee 01/06/21 vs Central Arkansas 12/12/20 14 vs Penn 11/28/21 14 vs Northern Iowa 11/17/21 vs LSU 03/13/21 at South Carolina 03/02/21 at Oklahoma State 01/30/21

IN HIS FIRST SIX YEARS AS A COLLEGIATE HEAD COACH

- » Led the NCAA in 3-pt FG Pct Defense (2020)
- » Led the NCAA in Free Throws Made (2016)
- » Ranked 1st (3x) or 2nd (3x) six times in the league in FT Made
- » Ranked 1st (4x) or 2nd (2x) six times in the league in FT Attempts
- » 6x - Ranked among NCAA top 25 in FT Made AND FT Attempts
- » 4x - Led the league in Scoring Margin (2017, '18, '19, '21)
- » 4x - Led the league in Fewest Turnovers (2017, '18, '19, '20)
- » 3x - Led the league in Overall W-L Percentage (2017, '18, '19)
- » 3x - Led the league in Assist-To-TO Ratio (2017, '18, '19)
- » 3x - In NCAA top 20 in 3PTFG% Defense (2017, '18, '20)

OTHER TEAM HIGHLIGHTS

- » 2nd in the NCAA in Assist-To-TO Ratio (2018)
- » 2nd in the NCAA in Total Rebounds (2016)
- » 2nd in the NCAA in Free Throws Made (2021)
- » 3rd in the NCAA in Total Blocked Shots (2016)
- » 4th in the NCAA in Rebound Margin (2016)
- » 4th in the NCAA in Fewest TO Per Gm (2018)
- » 7th in the NCAA in Blocks Per Game (2016)
- » 9th in the NCAA in Scoring Margin (2019)
- » 9th in the NCAA in Turnover Margin (2020)
- » 10th in the NCAA in Total Assists (2018)

PLAYER HIGHLIGHTS

- » 6 Players in the NBA over past three years
- » 4x - Player led his league in 3-PT FG Made AND 3-PT FG Attempts
- » 3x - Player led his league in points scored
- » 4 All-American Honors (Caleb Martin 2x, Mason Jones, Moses Moody)
- » 2 Conference Players of the Year
- » 2 Conference Freshman of the Year
- » 3 Conference Newcomers of the Year
- » 5 All-Defensive Team Honors
- » 3 Conference 6th Man Award
- » 1 Conference Defensive Player of the Year
- » 17 All-Conference Honors

MUSSELMAN MILESTONE WINS

OVERALL

1	11/13/15	vs Coastal Carolina (Honolulu, Hawaii)	73-56
100	01/24/19	Colorado State (Reno, Nev.)	100-60
150	03/02/21	at South Carolina (Columbia, S.C.)	101-73

AT ARKANSAS

1	11/05/19	Rice (Fayetteville, Ark.)	91-43
50	11/23/21	vs Cincinnati (Kansas City, Mo.)	73-67

MUSSELMAN PLAYERS OF NOTE

CODY MARTIN

NEVADA

- Charlotte Hornets (Free Agent) • 2019-pres.
- 2x All-Mountain West (2018 and 2019)
- 2018 Mountain West Defensive Player of the Year

CALEB MARTIN

NEVADA

- Hornets (2019 2nd Rd / 36th pick) • Heat 2021-pres.
- 2x First Team All-America (2018 and 2019)
- 2018 Mountain West Player & Newcomer of the Year

JORDAN CAROLINE

NEVADA

- 3x First Team All-Mountain West (2018 and 2019)

CAM OLIVER

NEVADA

- Rockets (2021 Free Agent) • South Bay Lakers 2021-pres.
- Led Australian NBL in rebounding in 2020; named All-NBA

JALEN HARRIS

NEVADA

- Toronto Raptors (2nd Rd / 59th pick) • 2020

ISAIAH JOE

ARKANSAS

- Philadelphia 76ers (2nd Rd • 49th pick) • 2020-pres

MASON JONES

ARKANSAS

- Rockets & 76ers (2020 Free Agent) • South Bay Lakers 2021
- 2020 All-American
- 2020 SEC Player of the Year

MOSES MOODY

ARKANSAS

- Golden State Warriors (1st Rd • 14th pick) • 2021
- 1st "one-and-done" in Arkansas history
- 2021 All-American
- 2021 SEC Freshman & Newcomer of the Year

JD NOTAE

ARKANSAS

- 2021 Bleacher Report's National and SEC 6th Man of the Year

MUSSELMAN RECORD • POINTS SCORED

Scoring Below 50 Points:	0-0
- At Arkansas	0-0
Home:	0-0
Away:	0-0
Neutral:	0-0
Scoring 50-59 Points:	0-9
- At Arkansas:	0-1
Home:	0-1
Away:	0-6
Neutral:	0-2
Scoring 60-69 Points:	17-17
- At Arkansas	9-6
Home:	10-4
Away:	3-9
Neutral:	4-4
Scoring 70-79 Points:	55-22
- At Arkansas	17-11
Home:	31-5
Away:	14-12
Neutral:	10-5
Scoring 80-89 Points:	58-4
- At Arkansas	16-2
Home:	34-0
Away:	15-2
Neutral:	9-2
Scoring 90-99 Points:	24-1
- At Arkansas	9-0
Home:	15-0
Away:	8-1
Neutral:	1-0
Scoring 100 or More Points:	11-1
- At Arkansas	3-0
Home:	7-0
Away:	3-1
Neutral:	1-0

BEST WINNING PERCENTAGE among active NCAA Division I head coaches

(min 5 yrs • Division I wins)

(https://stats.NCAA.org/head_coaches • Thru Jan. 5)

1	Mark Few, Gonzaga	.835	641-127	23rd yr
2	Bill Self, Kansas	.768	741-224	29th yr
3	Chris Jans, New Mexico State	.766	128-39	6th yr
4	Mike Krzyzewski, Duke	.766	1182-362	47th yr
5	John Calipari, Kentucky	.763	753-234	30th yr
6	Brian Dutcher, San Diego St.	.755	105-34	5th yr
7	ERIC MUSSELMAN, ARKANSAS	.743	165-57	7th yr
8	Tony Bennett, Virginia	.726	373-141	15th yr
9	Bruce Pearl, Auburn	.720	613-238	26th yr
10	Tom Izzo, Michigan State	.719	656-256	27th yr



MUSSELMAN RECORD • POINTS ALLOWED

Opponent Scores Below 50 Points:	7-0
- At Arkansas	5-0
Home:	6-0
Away:	1-0
Neutral:	0-0
Opponent Scores 50-59 Points:	26-1
- At Arkansas	8-0
Home:	19-1
Away:	6-0
Neutral:	1-0
Opponent Scores 60-69 Points:	67-6
- At Arkansas	23-0
Home:	41-0
Away:	12-2
Neutral:	14-4
Opponent Scores 70-79 Points:	45-20
- At Arkansas	13-10
Home:	24-6
Away:	14-11
Neutral:	7-3
Opponent Scores 80-89 Points:	18-19
- At Arkansas	5-9
Home:	7-3
Away:	8-12
Neutral:	3-4
Opponent Scores 90-99 Points:	2-6
- At Arkansas	1-3
Home:	2-2
Away:	0-3
Neutral:	0-1
Opponent Scores 100 or More Points:	1-2
- At Arkansas	0-0
Home:	0-0
Away:	1-2
Neutral:	0-0



STANLEY UMUDE

Pronounced: UH-Moo-day

Gr.Sr. | G | 6-6 | 210 | San Antonio, Texas | Warren HS | Univ. of South Dakota



@StanleyUmude_

@stanleyumude

GENERAL:

- Member of the Southeastern Conference Men's and Women's Basketball Leadership Council.
- Played four seasons at South Dakota ... Tabbed **first team All-Summit League twice** (2021 and 2019) and earned second team all-league honors in 2020 ... **Ranked ninth in the NCAA in scoring** (21.6) in 2020-21 ... Graduated from South Dakota in the spring of 2021 with a Bachelor of General Studies degree ... Scored 1,520 points in his career to rank 11th on the Coyotes' all-time list while pulling down 549 rebounds with 183 assists, 91 blocked shots (8th in USD history) and 55 steals.

- Grabbed 600th career rebound vs Hofstra ... Recorded 100th career blocked shot at Miss State ... 6 assists for 200 ... With 9 points vs Little Rock, eclipsed 1,600 (now 1,667)

2021-22 HIGHLIGHTS:

- UNI:** Just missed a double-double with 10 points and 9 rebounds (including 8 defensive).
- Penn:** Had 19 points and seven rebounds in the win ... Made 7-of-10 FG / 2-of-3 3PT.
- UCA:** Threatened another double-double with a game-high 19 points with eight rebounds, two steals and two blocked shots ... Was a bright spot with 14 first-half points, including nine over the final 8 minutes (Arkansas was down 2 then led by six at the half).
- @ Miss State:** Tied then season-high with a team-best 19 points (7-of-12 FG and 2-of-4 3PT)
- Vandy:** Pumped in a season-bests with 28 points, 11 FG made and 3 3's made ... Scored 18 first-half points including 16 of the team's first 21 points.

DOUBLE-DOUBLES (13)

SOPHOMORE @ Soith Dakote (3)		
12/29/18 • at North Dakota State	17 pts	11 reb
02/07/19 • OMAHA	24 pts	10 reb
02/20/19 • DENVER	18 pts	10 reb

JUNIOR @ Soith Dakote (5)		
11/30/19 • at Northern Arizona	18 pts	14 reb
12/02/19 • at Washington	17 pts	13 reb
12/06/19 • MOUNT MARTY	19 pts	14 reb
01/19/20 • at South Dakota State	11 pts	10 reb
01/30/20 • at Denver	23 pts	13 reb

SENIOR @ Soith Dakote (5)		
12/01/20 • at Nebraska	25 pts	12 reb
12/12/20 • vs South Dakota State	41 pts	11 reb
01/03/21 • DENVER	27 pts	11 reb
01/23/21 • at Western Illinois	14 pts	11 reb
02/13/21 • at North Dakota	26 pts	13 reb

^ - Consecutive games

• Led his team/ARK in Pts:	43 / 3
• Led his team/ARK in Reb:	37 / 1
• Led his team/ARK Assists:	8 / 0
• Led his tm/ARK in PTS•REB Same Gm ...	13 / 0
• Led his tm/ARK in P•R•A Same Gm ...	4 / 0
• CAREER: Double-figure Pts:	77 / 6
Double-figure Rebs:	14 / 0
20-pt gms:	32 / 1
30-pt gms - 40-pt gms:	5 - 1
Gms with a 3PT FG:	66 / 6
Gms with 3+ PT FG	10 / 1
Gms with 3+ Assists:	31 / 1
Gms with 5+ Rebs:	65 / 4



PERSONAL BESTS

POINTS

Season: 28	vs Vanderbilt (01/04/22)
Career: 41	vs South Dakota State (12/12/20)
SEC: 28	vs Vanderbilt (01/04/22)

FG MADE

Season: 11	vs Vanderbilt (01/04/22)
Career: 17	vs South Dakota State (12/12/20)
SEC: 11	vs Vanderbilt (01/04/22)

FG ATTEMPTED

Season: 20	vs Vanderbilt (01/04/22)
Career: 26	vs South Dakota State (12/12/20)
SEC: 20	vs Vanderbilt (01/04/22)

3-PT FG MADE

Season: 3	vs Vanderbilt (01/04/22)
Career: 5	vs North Dakota State (11/25/20)
SEC: 3	vs Vanderbilt (01/04/22)

3-PT FG ATT

Season: 7	vs Vanderbilt (01/04/22)
Career: 9	vs North Dakota (12/10/20)
SEC: 7	vs Vanderbilt (01/04/22)

FT MADE

Season: 5	vs Little Rock (12/04/21)
Career: 14	at Oral Roberts (02/15/20)
SEC: 3	at Mississippi State (12/29/21)

FT ATTEMPTED

Season: 6 (2x)	last vs Little Rock (12/04/21)
Career: 20	at Oral Roberts (02/15/20)
SEC: 4	at Mississippi State (12/29/21)

REBOUNDS

Season: 9	vs UNI (11/17/21)
Career: 14 (2x)	last vs Mt. Morry (12/06/19)
SEC: 3	at Mississippi State (12/29/21)

ASSISTS

Season: 3	vs Gardner-Webb (11/13/21)
Career: 7	North Dakota State (02/19/20)
SEC: --	

STEALS

Season: 2 (4x)	last vs Vanderbilt (01/04/22)
Career: 3 (5x)	last vs at North Dakota (02/13/21)
SEC: 2 (2x)	last vs Vanderbilt (01/04/22)

BLOCKED SHOTS

Season: 2 (2x)	last vs Hofstra (12/18/21)
Career: 4 (2x)	last vs Denver (02/20/19)
SEC: 1	at Mississippi State (12/29/21)

MINUTES

Season: 34:07	vs Penn (11/28/21)
Career: 41:00	vs Omaha (02/07/19)
SEC: 3:29	vs Vanderbilt (01/04/22)

STANLEY UMUDE'S 2021-22 GAME STATS

Opponent	Date	GS	Min	FG	FGA	Pct	3FG	3A	Pct	FT	FTA	Pct	O	D	Tot	Avg	PF	FO	A	TO	Blk	Stl	Pts	Avg	
MERCER	11/09/21	*	17	3	7	.429	0	1	.000	0	0	.000	1	2	3	3.0	0	0	1	1	0	0	6	6.0	
GARDNER-WEBB	11/13/21		27	4	7	.571	1	1	1.000	0	0	.000	1	3	4	3.5	2	0	3	2	0	0	9	7.5	
NORTHERN IOWA	11/17/21		29	4	10	.400	1	2	.500	1	2	.500	1	8	9	5.3	2	0	1	1	1	1	10	8.3	
vs Kansas State	11/22/21		21	5	9	.556	0	2	.000	0	0	.000	1	3	4	5.0	3	0	0	2	1	2	10	8.8	
vs Cincinnati	11/23/21		8	2	5	.400	0	1	.000	0	0	.000	0	1	1	4.2	0	0	0	1	0	1	4	7.8	
PENN	11/28/21		34	7	10	.700	2	3	.667	3	5	.600	0	7	7	4.7	2	0	0	2	1	1	19	9.7	
CENTRAL ARKANSAS	12/01/21		24	7	15	.467	1	3	.333	2	6	.333	5	3	8	5.1	2	0	1	3	2	2	17	10.7	
LITTLE ROCK	12/04/21		19	2	5	.400	0	1	.000	5	6	.833	2	1	3	4.9	2	0	1	2	0	1	9	10.5	
CHARLOTTE	12/07/21		10	0	6	.000	0	1	.000	0	0	.000	2	1	3	4.7	2	0	0	0	0	0	0	9.3	
vs Oklahoma	12/11/21		26	3	7	.429	0	3	.000	2	2	1.000	3	1	4	4.6	4	0	0	3	0	1	8	9.2	
vs Hofstra	12/18/21	*	29	3	9	.333	0	4	.000	0	0	.000	0	5	5	4.6	0	0	3	2	2	0	6	8.9	
ELON	12/21/21		5	1	1	1.000	0	0	.000	0	0	.000	0	0	0	4.3	2	0	1	2	1	0	2	8.3	
at Mississippi State	12/29/21		26	7	12	.583	2	4	.500	3	4	.750	1	2	3	4.2	3	0	0	1	1	2	19	9.2	
VANDERBILT	01/04/22	*	34	11	20	.550	3	7	.429	3	4	.750	2	1	3	4.1	4	0	0	4	0	2	28	10.5	
Totals			3	309	59	123	.480	10	33	.303	19	29	.655	19	38	57	4.1	28	0	11	26	9	13	147	10.5

STANLEY UMUDE CAREER STATISTICS

Year	GP	GS	Min	Avg	FG	FGA	Pct	3FG	3FGA	Pct	FT	FTA	Pct	Off	Def	Tot	Avg	PF	FO	Ast	TO	Blk	Stl	Pts	Avg
2017-18 (USD)	14	0	47	3.4	4	14	.286	0	3	.000	7	10	.700	0	7	7	0.5	3	0	2	6	2	1	15	1.1
2018-19 (USD)	30	18	797	28.6	156	318	.491	26	74	.351	94	134	.701	32	133	165	5.5	89	2	41	51	37	22	432	14.4
2019-20 (USD)	32	32	977	30.5	190	414	.459	36	108	.333	117	157	.745	22	179	201	6.3	76	1	66	64	43	21	533	16.7
2020-21 (USD)	25	25	807	32.3	193	410	.471	39	110	.355	115	144	.797	14	162	176	7.0	53	0	74	63	9	11	540	21.6
2021-22 (ARK)	14	3	309	22.1	59	123	.480	10	33	.303	19	29	.655	19	38	57	4.1	28	0	11	26	9	13	147	10.5
TOTAL	115	78	2937	25.5	602	1279	.471	111	328	.338	352	474	.743	87	519	606	5.3	249	3	194	210	100	68	1667	14.5

1 JD NOTAE

Pronounced: No-Tay

*Sr. | G | 6-2 | 190 | Covington, Ga. | Newton HS | Jacksonville Univ.

GENERAL

- Played his first two seasons at Jacksonville and scored 929 points with the Dolphins ... Was **second team All-ASUN** in 2019 and **ASUN Freshman of the Year** in 2018 ... Has scored 1,339 in three years ... Named the **2021 BLEACHER REPORT NATIONAL SIXTH MAN OF THE YEAR** and the **2021 SEC COACHES SIXTH MAN OF THE YEAR**.
- Preseason 1st team All-SEC** (coaches) ... Received votes for preseason SEC Player of the Year (media)
- 2nd in the SEC in scoring but has only led the Hogs in scoring in five of his 13 games ... Only Razorback to score double figures in all of the games he has played (13).**
- Ranks 4th in the NCAA (1st in the SEC) in steals (2.85 avg) ... Has at least two steals in 12 of his 13 games played.**

2021-22 HIGHLIGHTS:

- Mercer:** Scored a game-high 30 (his best as a Hog, 3rd career 30+pt game) with a career-high seven steals ... 6 steals came in the 2nd half to spur the come-from-behind win ... His seven steals ties for 8th on the school's single-game list ... Just the 6th Razorback to score at least 30 in a season opener.
- UNI:** Just missed his second career triple-double with 17 pts • 9 assists • 8 rebounds ... Only committed one turnover ... Led the team in assists, was second on the team in points and rebounds.
- HOF Classic:** Struggled shooting, but still scored double-digits in both games ... However, had five assists and three steals vs K-State and added two steals vs Cincy, including one with 1:40 left that set-up the Hogs' game-winning run.
- Penn:** Scored a game-high 28 and tied for team lead with nine rebounds ... Added five assists (four in the second half) ... Scored 14 of Arkansas' final 18 points, including 10 straight for the Hogs from 5:28 to 27 seconds left.
- UCA:** Only scored 10 points, but led the team with six assists and added three steals.
- LR:** Tied for team lead in points with 18 ... Scored 16 of those in the second half ... Leading by 9 with seven minutes to play, scored nine straight for the Hogs, with two steals.
- Hofstra:** Came off the bench for the first time and scored a team-best 20 points, making 4-of-9 3-pointers ... Added six rebounds.
- Elon:** Tied for the team lead with seven rebounds.
- Vandy:** Scored 16 points and **led the team, while tying SEC career highs, with five assists and five steals ... Had a career-high and team season-best 13 defensive ball touches (7 deflections, 5 steals, 1 blocked shot)**

Steals/Gm	2.85	1st SEC	4th NCAA
Total FG Att	212	1st SEC	20th NCAA
Total FG Made	88	1st SEC	55th NCAA
Minutes/Gm	34:20	1st SEC	78th NCAA
Points/Gm	17.8	2nd SEC	69th NCAA
3PT FG ATT	99	3rd SEC	54th NCAA
3PT FG/Gm	2.15	6th SEC	220th NCAA
FG%	.415	14th SEC	285th NCAA
Def Reb/Gm	4.31	14th SEC	—
Double-Doubles	1	17th SEC	295th NCAA
Assists/Gm	3.3	18th SEC	270th NCAA
Assist-TO Ratio	1.39	18th SEC	276th NCAA

TRIPLE-DOUBLES (1)

01/09/19 • at Kennesaw State	Pts-Reb-Assist
	15-10-10

DOUBLE-DOUBLES (6)

FRESHMAN at Jacksonville	(2)
11/26/17 • Gardner-Webb	17 pts 10 reb
12/09/17 • Florida National	14 pts 10 reb
SOPHOMORE at Jacksonville	(3)
01/05/19 • Lipscomb	12 pts 13 reb
01/09/19 • at Kennesaw State	15 pts 10 reb
01/30/19 • Stetson	16 pts 14 reb
SENIOR at ARKANSAS	(1)
12/11/21 • Charlotte	23 pts 10 reb

^ - back-to-back games * - part of a triple double

- Led his team/ARK in Pts: 42 / 11**
- Led his team/ARK in Rebs: 19 / 3**
- Led his team/ARK in Assists: 27 / 8**
- CAREER: Double-figure Pts: 78 / 31**
- 20-pt gms: 24 / 9**
- 30-pt gms - 40-pt gms: 3 - 1**
- Gms with a 3PT FG: 84 / 37**
- Gms with 3+ 3PT FG: 30 / 12**
- Gms with 3+ Steals: 33 / 13**
- Gms with 3+ Assists: 44 / 14**
- Gms with 5+ Rebs: 50 / 14**

JD NOTAE'S 2021-22 GAME STATS

Opponent	Date	GS	Min	FG	FGA	Pct	3FG	3A	Pct	FT	FTA	Pct	O	D	Tot	Avg	PF	FO	A	TO	Blk	Stl	Pts	Avg	
MERCER	11/09/21	*	39	11	26	.423	5	14	.357	3	4	.750	0	2	2	2.0	1	0	2	2	0	7	30	30.0	
GARDNER-WEBB	11/13/21	*	26	7	13	.538	4	7	.571	0	0	.000	0	1	1	1.5	1	0	0	0	0	2	18	24.0	
NORTHERN IOWA	11/17/21	*	39	7	14	.500	1	7	.143	2	2	1.000	1	7	8	3.7	1	0	9	1	0	2	17	21.7	
vs Kansas State	11/22/21	*	38	4	17	.235	2	10	.200	1	2	.500	0	4	4	3.8	4	0	5	5	0	3	11	19.0	
vs Cincinnati	11/23/21	*	39	4	17	.235	2	7	.286	3	4	.750	1	3	4	3.8	2	0	1	2	1	2	13	17.8	
PENN	11/28/21	*	36	13	24	.542	0	6	.000	2	4	.500	0	9	9	4.7	3	0	5	3	1	2	28	19.5	
CENTRAL ARKANSAS	12/01/21	*	26	4	10	.400	1	4	.250	1	2	.500	0	4	4	4.6	2	0	6	3	0	3	10	18.1	
LITTLE ROCK	12/04/21	*	29	7	13	.538	2	6	.333	2	2	1.000	1	0	1	4.1	0	0	2	3	0	2	18	18.1	
CHARLOTTE	12/07/21	*	37	9	18	.500	1	6	.167	4	5	.800	0	10	10	4.8	1	0	1	2	0	4	23	18.7	
vs Oklahoma	12/11/21	*	39	3	14	.214	2	7	.286	5	5	1.000	0	3	3	4.6	4	0	3	1	1	2	13	18.1	
vs Hofstra	12/18/21	*	33	8	16	.500	4	9	.444	0	0	.000	0	6	6	4.7	5	1	2	6	0	2	20	18.3	
ELON	12/21/21	*	32	5	13	.385	3	9	.333	2	2	1.000	2	5	7	4.9	4	0	2	1	1	1	15	18.0	
at Mississippi State	12/29/21	DNP-Illness																							
VANDERBILT	01/04/22	*	37	6	17	.353	1	7	.143	3	6	.500	0	2	2	4.7	3	0	5	2	1	5	16	17.8	
Totals			12	450	88	212	.415	28	99	.283	28	38	.737	5	56	61	4.7	31	1	43	31	5	37	232	17.8

@jdnotae

@dimebagnotae

* - Will be granted an extra year of eligibility due to COVID-19 in 2020-21



PERSONAL BESTS

POINTS

Season: 30	vs Mercer (11/09/21)
Career: 40	vs Florida Memorial (11/21/18)
SEC: 21 (2x)	last at South Carolina (03/02/21)

FG MADE

Season: 13	vs Penn (11/28/21)
Career: 16	vs Florida Memorial (11/21/18)
SEC: 9	at South Carolina (03/02/21)

FG ATTEMPTED

Season: 26	vs Mercer (11/09/21)
Career: 26	vs Mercer (11/09/21)
SEC: 20	at LSU (01/12/21)

3-POINT FG MADE

Season: 5	vs Mercer (11/09/21)
Career: 5 (7x)	last vs Mercer (11/09/21)
SEC: 3 (3x)	last vs Ole Miss (01/27/21)

3-PT FG ATTEMPTS

Season: 14	vs Mercer (11/09/21)
Career: 14 (2x)	last vs Mercer (11/09/21)
SEC: 10	at LSU (01/12/21)

FT MADE

Season: 4	vs Charlotte (12/07/21)
Career: 8	vs Ole Miss (01/27/21)
SEC: 8	vs Ole Miss (01/27/21)

FT ATTEMPTED

Season: 5	vs Charlotte (12/07/21)
Career: 9 (4x)	last vs LSU (02/27/21)
SEC: 9 (3x)	last vs LSU (02/27/21)

REBOUNDS

Season: 10	vs Charlotte (12/07/21)
Career: 14	vs Stetson (01/30/19)
SEC: 6	vs LSU (02/27/21)

ASSISTS

Season: 8	vs UNI (11/17/21)
Career: 10	at Kennesaw State (01/09/19)
SEC: 5 (2x)	last vs Vanderbilt (01/04/22)

STEALS

Season: 7	vs Mercer (11/09/21)
Career: 7	last vs Mercer (11/09/21)
SEC: 5 (2x)	last vs Vanderbilt (01/04/22)

BLOCKED SHOTS

Season: 1 (5x)	last vs Vanderbilt (01/04/22)
Career: 3 (4x)	last vs Oral Roberts (12/20/20)
SEC: 2	at Auburn (12/30/20)

MINUTES

Season: 39:12	vs Mercer (11/09/21)
Career: 46	vs Gardner-Webb (11/26/17)
SEC: 37:03	vs Vanderbilt (01/04/22)

JD NOTAE CAREER STATISTICS

Year	GP	GS	Min	Avg	FG	FGA	Pct	3FG	3FGA	Pct	FT	FTA	Pct	Off	Def	Tot	Avg	PF	FO	Ass	TO	Blk	Stl	Pts	Avg
2017-18 (JAX)	28	28	879	31.4	159	388	.410	49	121	.405	65	93	.699	28	103	131	4.7	60	2	54	72	14	49	432	15.4
2018-19 (JAX)	32	23	932	29.1	177	415	.427	62	194	.320	81	111	.730	29	168	197	6.2	76	4	109	106	14	52	497	15.5
2020-21 (ARK)	32	1	719	22.5	131	343	.382	56	167	.335	92	121	.760	16	84	100	3.1	47	2	61	66	11	46	410	12.8
2021-22 (ARK)	12	11	413	34.4	82	195	.421	27	92	.293	25	32	.781	5	54	59	4.9	28	1	38	29	4	32	216	18.0
TOTAL	104	63	2943	28.3	549	1341	.409	194	574	.338	263	357	.737	78	409	487	4.7	211	9	262	273	43	179	1555	15.0

2

KHALEN "KK" ROBINSON

Pronounced: Kay-Lin

*So. | G | 6-0 | 180 | Little Rock, Ark. | Oak Hill (Va.) Academy

GENERAL:

- Named the SEC First-Year Academic Honor Roll ... Made the Department's Honor Roll (3.0-3.49 GPA) for Fall 2020 and Spring 2021 ... Was ranked 39th-best HS prospect by 247Sports.com after his senior season -- which was one spot higher than Moses Moody in the publication.

2021-22 HIGHLIGHTS:

- Mercer: Started the season opener.
- GWU: Handed out a season-high three assists.
- UCA: Scored a season-high six points.
- Hofstra: Started and had four assists with zero turnovers while making a 3-pointer.

• Led his team in Pts:
 • Led his team in Rebs:
 • Led his team in Assists:1
 • CAREER: Double-figure Pts:1
 20-pt gms:
 Gms with a 3PT FG:8
 Gms with 3+ 3PT FG:1
 Gms with 3+ Steals:
 Gms with 3+ Assists:4

@onekrob2

@khal2n

* - Will be granted an extra year of eligibility due to COVID-19 in 2020-21



PERSONAL BESTS

POINTS

Season: 6 vs Central Arkansas (12/01/21)
 Career: 15 vs Miss Valley State (11/25/20)
 SEC: --

FG MADE

Season: 2 vs Central Arkansas (12/01/21)
 Career: 5 vs Miss Valley State (11/25/20)
 SEC: --

FG ATTEMPTED

Season: 6 vs Central Arkansas (12/01/21)
 Career: 8 vs Miss Valley State (11/25/20)
 SEC: 3 at Mississippi State (12/29/21)

3-POINT FG MADE

Season: 1 (4x) last vs Elon (12/21/21)
 Career: 3 vs Miss Valley State (11/25/20)
 SEC: --

3-PT FG ATTEMPTS

Season: 3 vs Central Arkansas (12/01/21)
 Career: 5 vs Miss Valley State (11/25/20)
 SEC: 3 at Mississippi State (12/29/21)

FT MADE

Season: 1 vs Central Arkansas (12/01/21)
 Career: 2 (2x) last vs North Texas (11/28/20)
 SEC: --

FT ATTEMPTED

Season: 2 vs Central Arkansas (12/01/21)
 Career: 2 (4x) last vs UCA (12/01/20)
 SEC: --

REBOUNDS

Season: 2 (2x) last vs Central Arkansas (12/01/21)
 Career: 3 vs Miss Valley State (11/25/20)
 SEC: 2 at Tennessee (01/06/21)

ASSISTS

Season: 3 vs Gardner-Webb (11/13/21)
 Career: 4 vs Lipscomb (12/05/20)
 SEC: 1 (2x) last at Mississippi State (12/29/21)

STEALS

Season: 1 vs Central Arkansas (12/01/21)
 Career: 1 (2x) last vs UCA (12/01/21)
 SEC: --

BLOCKED SHOTS

Season: --
 Career: 1 vs Oral Roberts (12/20/20)
 SEC: --

MINUTES

Season: 11:01 vs Elon (12/21/21)
 Career: 20:36 vs Miss Valley State (11/25/20)
 SEC: 10:51 at Mississippi State (12/29/21)

KHALEN ROBINSON'S 2021-22 GAME STATS

Opponent	Date	GS	Min	FG	FGA	Pct	3FG	3A	Pct	FT	FTA	Pct	O	D	Tot	Avg	PF	FO	A	TO	Blk	Stl	Pts	Avg
MERCER	11/09/21	*	9	0	2	.000	0	2	.000	0	0	.000	0	2	2	2.0	1	0	0	0	0	0	0	0.0
GARDNER-WEBB	11/13/21	10	1	3	.333	1	2	.500	0	0	.000	0	0	0	1.0	2	0	3	1	0	1	3	1.5	
NORTHERN IOWA	11/17/21	DNP																						
vs Kansas State	11/22/21	2	0	0	.000	0	0	.000	0	0	.000	0	0	0	0.7	1	0	0	0	0	0	0	1.0	
vs Cincinnati	11/23/21	DNP																						
PENN	11/28/21	7	0	1	.000	0	0	.000	0	0	.000	0	0	0	0.5	2	0	0	0	0	0	0	0.8	
CENTRAL ARKANSAS	12/01/21	9	2	6	.333	1	3	.333	1	2	.500	1	1	2	0.8	2	0	1	1	0	1	6	1.8	
LITTLE ROCK	12/04/21	3	0	0	.000	0	0	.000	0	0	.000	0	0	0	0.7	1	0	0	0	0	0	0	1.5	
CHARLOTTE	12/07/21	1	1	1	1.000	1	1	1.000	0	0	.000	0	0	0	0.6	0	0	0	0	0	0	3	1.7	
vs Oklahoma	12/11/21	0	0	0	.000	0	0	.000	0	0	.000	0	0	0	0.5	0	0	0	0	0	0	0	1.5	
vs Hofstra	12/18/21	*	3	1	3	.333	1	3	.333	0	0	.000	0	0	0	0.4	2	0	4	0	0	0	3	1.7
ELON	12/21/21	11	1	3	.333	1	2	.500	0	0	.000	0	0	0	0.4	3	0	1	2	0	1	3	1.8	
at Mississippi State	12/29/21	11	0	3	.000	0	3	.000	0	0	.000	1	0	1	0.5	2	0	1	1	0	0	0	1.6	
VANDERBILT	01/04/22	DNP																						
Totals		2	66	6	22	.273	5	16	.313	1	2	.500	2	3	5	0.5	16	0	10	5	0	3	18	1.6

KHALEN ROBINSON CAREER STATISTICS

Year	GP	GS	Min	Avg	FG	FGA	Pct	3FG	3FGA	Pct	FT	FTA	Pct	Off	Def	Tot	Avg	PF	FO	Ass	TO	Blk	Stl	Pts	Avg
2020-21	11	0	92	8.4	9	21	.429	5	12	.417	6	8	.750	0	10	10	0.9	16	1	11	6	1	3	29	2.6
2021-22	11	2	66	6.0	6	22	.273	5	16	.313	1	2	.500	2	3	5	0.5	16	0	10	5	0	3	18	1.6
TOTAL	22	2	158	7.2	15	43	.349	10	28	.357	7	10	.700	2	13	15	0.7	32	1	21	11	1	6	47	2.1

3

TREY WADE

Gr.Sr. | G | 6-6 | 220 | Marietta, Ga. | South Cobb HS | Wichita State Univ.



@treywade35



@thetreywade5

GENERAL:

- Was a two-year starter at Wichita State ... Played his freshman season-each at UTEP and his sophomore year South Plains (Texas) Junior College ... Appeared in 52 games with 47 starts in two seasons for the Shockers and helped team to 2021 NCAA Tournament berth ... Graduated from Wichita State in the spring of 2021 with a degree in general studies (sociology) ... He is pursuing his Master's in adult and lifelong learning at Arkansas.

- Needs 19 points for his 600th in his career

2021-22 HIGHLIGHTS:

- **GWU:** Had a season-highs with three assists and five points.
- **UCA:** In just 8 minutes, scored four points and grabbed four rebounds with a steal.
- **Elon:** Earned his first start as a Razorback ... Produced season highs in blocked shots (3), rebounds (5) and points (7).

DOUBLE-DOUBLES (3)

FRESHMAN	(1)
03/07/18 • vs UTSA	10 pts 10 reb
JUNIOR	(2)
11/05/19 • OMAHA	19 pts 11 reb
12/14/19 • OKLAHOMA	11 pts 15 reb

- Led his team/ARK in Pts: 9 / 0
- Led his team/ARK in Reb: 17 / 0
- Led his team/ARK Assists: 3 / 0
- Led his team/ARK in PT+REB same gm: ... 3 / 0
- CAREER: Double-figure Pts: 21 / 0
- Double-figure Rebs: 4 / 0
- 20-pt gms: 3 / 0
- Gms with a 3PT FG: 44 / 2
- Gms with 3+ Steals: 3 / 0
- Gms with 3+ Assists: 12 / 1
- Gms with 5+ Rebs: 49 / 1



PERSONAL BESTS

POINTS

Season: 7	vs Elon (12/21/21)
Career: 23	at Tulane (03/03/21)
SEC: 3	at Mississippi State (12/29/21)

FG MADE

Season: 3	vs Elon (12/21/21)
Career: 9	at Tulane (03/03/21)
SEC: 1	at Mississippi State (12/29/21)

FG ATTEMPTED

Season: 5	vs Elon (12/21/21)
Career: 15	at UAB (01/25/18)
SEC: 2	at Mississippi State (12/29/21)

3-PT FG MADE

Season: 1 (1x)	last at Mississippi State (12/29/21)
Career: 4 (2x)	last at Tulane (03/03/21)
SEC: 1	at Mississippi State (12/29/21)

3-PT FG ATT

Season: 2	vs Gardner-Webb (11/13/21)
Career: 8	at UAB (01/25/18)
SEC: 1	at Mississippi State (12/29/21)

FT MADE

Season: 1 (2x)	last vs Elon (12/21/21)
Career: 4 (2x)	last at South Florida (12/22/20)
SEC: --	

FT ATTEMPTED

Season: 2 (2x)	last vs Elon (12/21/21)
Career: 7	vs Omaha (11/05/19)
SEC: --	

REBOUNDS

Season: 5	vs Elon (12/21/21)
Career: 15	vs Oklahoma (12/14/19)
SEC: --	

ASSISTS

Season: 3	vs Gardner-Webb (11/13/21)
Career: 5 (2x)	vs UCF (01/30/21)
SEC: 1	at Mississippi State (12/29/21)

STEALS

Season: 1 (2x)	last vs Elon (12/21/21)
Career: 3 (3x)	vs Cincinnati (03/13/21)
SEC: --	

BLOCKED SHOTS

Season: 3	vs Elon (12/21/21)
Career: 4	vs FIU (01/13/18)
SEC: --	

MINUTES

Season: 21:22	vs Elon (12/21/21)
Career: 34:18	vs Temple (02/27/20)
SEC: 22:40	at Mississippi State (12/29/21)

TREY WADE'S 2021-22 GAME STATS

Opponent	Date	GS	Min	FG	FGA	Pct	3FG	3A	Pct	FT	FTA	Pct	O	D	Tot	Avg	PF	FO	A	TO	Blk	Stl	Pts	Avg
MERCER	11/09/21		7	0	0	.000	0	0	.000	0	0	.000	0	0	0	0.0	0	0	0	0	0	0	0	0.0
GARDNER-WEBB	11/13/21		16	2	4	.500	1	2	.500	0	0	.000	1	1	2	1.0	1	0	3	0	1	0	5	2.5
NORTHERN IOWA	11/17/21		12	2	3	.667	0	0	.000	0	0	.000	0	0	0	0.7	4	0	1	1	0	0	4	3.0
vs Kansas State	11/22/21		6	0	2	.000	0	1	.000	0	0	.000	0	1	1	0.8	0	0	0	0	0	0	0	2.3
vs Cincinnati	11/23/21		4	0	0	.000	0	0	.000	1	2	.500	1	2	3	1.2	0	0	0	0	0	0	1	2.0
PENN	11/28/21		5	0	1	.000	0	1	.000	0	0	.000	0	0	0	1.0	0	0	0	1	0	0	0	1.7
CENTRAL ARKANSAS	12/01/21		8	2	3	.667	0	0	.000	0	0	.000	1	3	4	1.4	0	0	1	0	1	1	4	2.0
LITTLE ROCK	12/04/21		6	2	3	.667	0	0	.000	0	0	.000	0	0	0	1.3	1	0	1	1	0	0	4	2.3
CHARLOTTE	12/07/21		3	0	2	.000	0	0	.000	0	0	.000	1	0	1	1.2	1	0	0	0	0	0	0	2.0
vs Oklahoma	12/11/21		0	0	0	.000	0	0	.000	0	0	.000	0	0	0	1.1	0	0	0	0	0	0	0	1.8
vs Hofstra	12/18/21		10	0	0	.000	0	0	.000	0	0	.000	0	1	1	1.1	0	0	0	0	0	0	0	1.6
ELON	12/21/21	*	22	3	5	.600	0	0	.000	1	2	.500	2	3	5	1.4	1	0	2	0	3	1	7	2.1
at Mississippi State	12/29/21	*	22	1	2	.500	1	1	1.000	0	0	.000	0	0	0	1.3	2	0	1	1	0	0	3	2.2
VANDERBILT	01/04/22		5	0	0	.000	0	0	.000	0	0	.000	0	2	2	1.4	0	0	0	0	0	0	0	2.0
Totals		2	126	12	25	.480	2	5	.400	2	4	.500	6	13	19	1.4	10	0	8	5	4	2	28	2.0

TREY WADE CAREER STATISTICS

Year	GP	GS	Min	Avg	FG	FGA	Pct	3FG	3FGA	Pct	FT	FTA	Pct	Off	Def	Tot	Avg	PF	FO	Ast	TO	Blk	Stl	Pts	Avg
2017-18 (UTEP)	25	6	444	17.8	77	160	.481	18	52	.346	8	24	.333	29	75	104	4.2	40	1	9	18	23	10	180	7.2
2019-20 (WSU)	31	27	730	23.5	86	200	.430	22	68	.324	35	60	.583	62	106	168	5.4	46	0	41	30	13	21	229	7.4
2020-21 (WSU)	22	21	573	26.0	56	139	.403	19	61	.311	16	29	.552	42	82	124	5.6	37	0	34	18	15	11	147	6.7
2021-22 (ARK)	14	2	126	9.0	12	25	.480	2	5	.400	2	4	.500	6	13	19	1.4	10	0	8	5	4	2	28	2.0
TOTAL	92	56	1873	20.4	231	524	.441	61	186	.328	61	117	.521	139	276	415	4.5	133	1	92	71	55	44	584	6.3

4

DAVONTE "DEVO" DAVIS

*So. | G | 6-4 | 180 | Jacksonville, Ark. | Jacksonville HS

GENERAL:

- Named the SEC First-Year Academic Honor Roll ... Made the Department's Honor Roll (3.0-3.49 GPA) for Fall 2020 and Spring 2021 ... 2-Year Member of Arkansas' SAAC.

- PRESEASON: 2nd Tm All-SEC (Coaches and Media) ... 1 of 20 Break-Out Players (Jon Rothstein- College Hoops Today)

2021-22 HIGHLIGHTS:

- Mercer:** Did not take a shot Mercer but led the team with a +19 as he held Mercer's top scorer to just 4-of-13 FG / 0-of-6 3PT.
- GWU:** Tied his then career-high with 6 assists as Arkansas handed out 23 for the game ... Scored 10 points, making 2 3-pointers (only made 2 trey as a frosh) ... Added two steals
- Cincy:** Struggled shooting, but was the only Razorback in double-digits for Plus-Minus (+10) thanks to his defensive effort ... Added five rebounds and three assists ... One of his boards was on the offensive end with 23 seconds left that led to two Chris Lykes free throws (21 seconds left) and a 3-point lead ... Had back-to-back assists with a defensive rebound in between as Arkansas went from down four to up one with just over 5 minutes to play.
- Penn:** Dished out five assists, one shy of his career high, with five rebounds and two steals.
- UCA:** Played his best game in the win ... Scored 16 points (6-9 FG and 4-7 FT) with six rebounds, three assists and two steals ... Team-best +30 in 27:27 minutes played.
- LR:** Had a then career-high seven assists (all in the first half) ... Battled foul trouble in the second half, but scored 10 of his 16 in the period.
- Charlotte:** May have played his best game as a Razorback ... Scored season-high 18 points (two shy of career high) with a career-high eight assists and four rebounds ... Also, held Charlotte's leading scorer (entered at 19.6 ppg) to just 10 points on 4-of-14 shooting (0-of-5 3PT)
- Oklahoma:** Scored a career-high 26 points while making a career-high four 3-pointers (entered the game with just 6 career 3's made)... Was a perfect 4-of-4 at the line while adding five rebounds and three assists.
- Elon:** Did not attempt a shot but had a team-best six assists and was second on the team with six rebounds ... Per @sports_ref, became the only Power 6 player since at least 2010-11 to have a game with 6+ assists, 6+ rebounds and no field goal attempts.
- @ Miss State:** Battled foul trouble but was productive in his 26 minutes played with 15 points (7-of-12 FG), five rebounds, four assists and two steals.

Assists/Gm	3.7	10th SEC	179th NCAA
Assists-TO Ratio	1.79	12th SEC	166th NCAA

Led the Razorbacks in Pts:.....	4
Led the Razorbacks in Rebs:.....	2
Led the Razorbacks in Assists:.....	12
Led the Razorbacks in Steals:.....	11
CAREER: Double-figure Pts:.....	19
20-pt gms:.....	2
Gms with a 3PT FG:.....	6
Gms with 3+ 3PT FG:.....	1
Gms with 3+ Assists:.....	19
Gms with 3+ Steals:.....	3
Gms with 5+ Rebs:.....	20

@MrDevoBuckets

@devofor3

* - Will be granted an extra year of eligibility due to COVID-19 in 2020-21



PERSONAL BESTS

POINTS

Season:	26	vs Oklahoma (12/11/21)
Career:	26	vs Oklahoma (12/11/21)
SEC:	20	vs Georgia (01/09/21)

FG MADE

Season:	9	vs Oklahoma (12/11/21)
Career:	9 (2x)	vs Oklahoma (12/11/21)
SEC:	9	vs Georgia (01/09/21)

FG ATTEMPTED

Season:	21	vs Oklahoma (12/11/21)
Career:	21	vs Oklahoma (12/11/21)
SEC:	14 (2x)	last vs Florida (02/16/21)

3-POINT FG MADE

Season:	4	vs Oklahoma (12/11/21)
Career:	4	vs Oklahoma (12/11/21)
SEC:	1 (2x)	last at Mississippi State (12/29/21)

3-PT FG ATTEMPTS

Season:	8	vs Oklahoma (12/11/21)
Career:	8	vs Oklahoma (12/11/21)
SEC:	4	at Mississippi State (12/29/21)

FT MADE

Season:	4 (3x)	last vs Oklahoma (12/11/21)
Career:	4 (3x)	last vs Oklahoma (12/11/21)
SEC:	4	vs Florida (01/09/21)

FT ATTEMPTED

Season:	7 (2x)	last vs Charlotte (12/07/21)
Career:	7	vs Central Arkansas (12/01/21)
SEC:	4 (2x)	last vs Florida (01/16/21)

REBOUNDS

Season:	6	vs Central Arkansas (12/01/21)
Career:	8 (4x)	last vs Oral Roberts (03/27/21)
SEC:	8 (2x)	last at South Carolina (03/02/21)

ASSISTS

Season:	8	vs Charlotte (12/07/21)
Career:	8	vs Charlotte (12/07/21)
SEC:	6 (2x)	last vs LSU (02/27/21)

STEALS

Season:	3	vs Mercer (11/09/21)
Career:	4	vs LSU (03/13/21)
SEC:	3	vs Missouri (01/02/21)

BLOCKED SHOTS

Season:	-	
Career:	2	vs Colgate (03/19/21)
SEC:	1 (3x)	last at Missouri (02/13/21)

MINUTES

Season:	38:56	vs Oklahoma (12/11/21)
Career:	38:56	vs Oklahoma (12/11/21)
SEC:	38:52	vs Texas A&M (03/06/21)

DAVONTE DAVIS' 2021-22 GAME STATS

Opponent	Date	GS	Min	FG	FGA	Pct	3FG	3A	Pct	FT	FTA	Pct	O	D	Tot	Avg	PF	FO	A	TO	Blk	Stl	Pts	Avg	
MERCER	11/09/21	*	34	0	0	.000	0	0	.000	0	0	.000	0	4	4	4.0	1	0	1	5	0	3	0	0.0	
GARDNER-WEBB	11/13/21	*	29	4	10	.400	2	3	.667	0	0	.000	1	2	3	3.5	2	0	6	2	0	2	10	5.0	
NORTHERN IOWA	11/17/21	*	23	4	8	.500	2	4	.500	0	0	.000	1	3	4	3.7	3	0	1	0	0	1	10	6.7	
vs Kansas State	11/22/21	*	25	2	5	.400	0	2	.000	0	2	.000	0	4	4	3.8	3	0	1	2	0	1	4	6.0	
vs Cincinnati	11/23/21	*	25	3	12	.250	0	2	.000	2	2	1.000	2	3	5	4.0	3	0	3	3	0	0	8	6.4	
PENN	11/28/21	*	36	3	7	.429	0	2	.000	0	0	.000	3	2	5	4.2	1	0	5	2	0	2	6	6.3	
CENTRAL ARKANSAS	12/01/21	*	26	6	9	.667	0	0	.000	4	7	.571	1	5	6	4.4	3	0	3	2	0	2	16	7.7	
LITTLE ROCK	12/04/21	*	28	8	11	.727	0	2	.000	0	0	.000	1	3	4	4.4	4	0	7	0	0	1	16	8.8	
CHARLOTTE	12/07/21	*	35	7	12	.583	0	0	.000	4	7	.571	2	2	4	4.3	4	0	8	5	0	1	18	9.8	
vs Oklahoma	12/11/21	*	39	9	21	.429	4	8	.500	4	4	1.000	0	5	5	4.4	3	0	3	1	0	0	26	11.4	
vs Hofstra	12/18/21	*	30	3	11	.273	0	1	.000	3	3	1.000	1	3	4	4.4	5	1	4	1	0	1	9	11.2	
ELON	12/21/21	*	35	0	0	.000	0	0	.000	1	2	.500	2	4	6	4.5	1	0	6	1	0	0	1	10.3	
at Mississippi State	12/29/21	*	26	7	12	.583	1	4	.250	0	1	.000	0	5	5	4.5	4	0	4	2	0	2	15	10.7	
VANDERBILT	01/04/22	*	8	0	0	.000	0	0	.000	0	0	.000	0	0	0	4.2	2	0	0	3	0	0	0	9.9	
Totals			13	399	56	118	.475	9	28	.321	18	28	.643	14	45	59	4.2	39	1	52	29	0	16	139	9.9

DAVONTE DAVIS CAREER STATISTICS

Year	GP	GS	Min	Avg	FG	FGA	Pct	3FG	3FGA	Pct	FT	FTA	Pct	Off	Def	Tot	Avg	PF	FO	Ast	TO	Blk	Stl	Pts	Avg
2020-21	30	17	716	23.9	109	229	.476	2	13	.154	34	45	.756	36	98	134	4.5	70	0	64	48	5	35	254	8.5
2021-22	14	13	399	28.5	56	118	.475	9	28	.321	18	28	.643	14	45	59	4.2	39	1	52	29	0	16	139	9.9
TOTAL	44	30	1115	25.3	165	347	.476	11	41	.268	52	73	.712	50	143	193	4.4	109	1	116	77	5	51	393	8.9

GENERAL:

- Played three seasons with the Pitt Panthers ... Scored 763 points (9.78 avg.) in his three years at Pitt and averaged 5.42 rebounds (423 total) ... Had three career double-doubles.

- Needs 75 points for 1,000 ... Grabbed 500th career rebound and dished out 100th career assist vs Vandy.

2021-22 HIGHLIGHTS:

- **Mercer:** Registered a double-double in the season opener with 18 pts and 11 rebs ... Made 7-of-9 shots ... Added two assists ... Had five offensive boards ... Was second on the team with a +18 ... Coach Muss "he really saved us with his unselfish play"
- **UNI:** Scored eight of his 13 points during a 5:44 stretch in the second half.
- **HOF Classic:** Named **Tournament MVP** ... Scored 13 vs K-State and a game-high 19 vs Cincy ... Had nine rebounds in both games, including six offensive in both contests ... His final offensive board came with Arkansas clinging to a 1-point lead with 43 seconds left ... Also held Cincy's top scorer to zero points (0-of-4 shooting) ... Was 12-of-15 at the FT line (7-of-8 vs Cincy).
- **UCA:** Led Arkansas' second-half explosion, going 6-of-6 FG and scoring a game-best 14 (of his 16 points) in the period ... Added three assists.
- **LR:** Led Arkansas in both points (tied with 18) and rebounds (8) ... Was 6-of-7 from the field ... Scored 16 of his 18 in the first half.
- **Vandy:** Scored 20 points, his first 20-point game as a Razorback ... Drained 7-of-9 at the free throw line and had three assists, all season highs ... Scored 16 of his 20 in the second half (5-of-5 FG)... **Tied for the team lead with a Plus-Minus of +10** ... Tallied 500th career rebound and 100th career assist.

FT Att	63	4th SEC	97th NCAA
FT Made	48	5th SEC	99th NCAA
Off Reb/Gm	2.36	11th SEC	182nd NCAA
FT Pct.	.762	13th SEC	235th NCAA
Total Rebs	78	17th SEC	343rd NCAA
Double-Doubles	1	17th SEC	295th NCAA

DOUBLE-DOUBLES (4)

SOPHOMORE at Pitt	(1)
02/02/20 • MIAMI	15 pts 10 reb

JUNIOR at Pitt	(2)
01/06/21 • at Syracuse	12 pts 14 reb
01/19/21 • DUKE	22 pts 11 reb

SENIOR at ARKANSAS	(1)
11/09/21 • MERCER	18 pts 11 reb

- Led his team/ARK in Pts:7 / 2
- Led his team/ARK in Reb:.....24 / 3
- Led his team/ARK Assists:3 / 0
- CAREER: Double-figure Pts:42 / 7
- Double-figure Rebs: 5 / 1
- 20-pt gms:..... 7 / 1
- Gms with a 3PT FG:..... 43 / 5
- Gms with 2+ Steals:..... 19 / 0
- Gms with 3+ Assists:..... 14 / 2
- Gms with 5+ Rebs: 52 / 8

* - Will be granted an extra year of eligibility due to COVID-19 in 2020-21



PERSONAL BESTS

POINTS

Season:	20	vs Vanderbilt (01/04/22)
Career:	27	at Duke (01/28/20)
SEC:	20	vs Vanderbilt (01/04/22)

FG MADE

Season:	7 (2x)	last vs Central Arkansas (12/01/21)
Career:	11	at Duke (01/28/20)
SEC:	6	vs Vanderbilt (01/04/22)

FG ATTEMPTED

Season:	9 (2x)	last vs Cincinnati (11/23/21)
Career:	19	at Duke (01/28/20)
SEC:	7	vs Vanderbilt (01/04/22)

3-PT FG MADE

Season:	1 (4x)	last vs Vanderbilt (01/04/22)
Career:	4	vs Saint Francis (PA) (11/25/20)
SEC:	1 (2x)	last vs Vanderbilt (01/04/22)

3-PT FG ATT

Season:	2	vs Penn (11/28/21)
Career:	6	vs Saint Francis (PA) (11/25/20)
SEC:	1	vs Vanderbilt (01/04/22)

FT MADE

Season:	7 (2x)	last vs Vanderbilt (01/04/22)
Career:	13	vs Duke (01/19/21)
SEC:	3	at Mississippi State (12/29/21)

FT ATTEMPTED

Season:	9	vs Vanderbilt (01/04/22)
Career:	17	vs Duke (01/19/21)
SEC:	9	vs Vanderbilt (01/04/22)

REBOUNDS

Season:	11	vs Mercer (11/09/21)
Career:	14	at Syracuse (01/06/21)
SEC:	3	vs Vanderbilt (01/04/22)

ASSISTS

Season:	3 (2x)	last vs Vanderbilt (01/04/22)
Career:	6	vs Drexel (11/28/20)
SEC:	3	vs Vanderbilt (01/04/22)

STEALS

Season:	2	vs Oklahoma (12/11/21)
Career:	4 (4x)	last vs Wake Forest (03/10/20)
SEC:	1	vs Vanderbilt (01/04/22)

BLOCKED SHOTS

Season:	1 (7x)	last vs Vanderbilt (01/04/22)
SEC:	2	vs Saint Louis (11/21/18)
SEC:	1	vs Vanderbilt (01/04/22)

MINUTES

Season:	37:55	vs Little Rock (12/04/21)
Career:	40:00 (3x)	last vs Virginia (02/22/20)
SEC:	35:51	vs Vanderbilt (01/04/22)

AU'DIESE TONEY'S 2021-22 GAME STATS

Opponent	Date	GS	Min	FG	FGA	Pct	3FG	3A	Pct	FT	FTA	Pct	O	D	Tot	Avg	PF	FO	A	TO	Blk	Stl	Pts	Avg
MERCER	11/09/21	*	37	7	9	.778	0	1	.000	4	6	.667	5	6	11	11.0	0	0	2	1	0	1	18	18.0
GARDNER-WEBB	11/13/21	*	14	1	4	.250	0	0	.000	1	2	.500	2	3	5	8.0	3	0	1	1	0	0	3	10.5
NORTHERN IOWA	11/17/21	*	38	4	6	.667	1	1	1.000	4	4	1.000	0	6	6	7.3	2	0	0	0	1	1	13	11.3
vs Kansas State	11/22/21	*	27	4	8	.500	0	0	.000	5	7	.714	6	3	9	7.8	3	0	0	0	0	1	13	11.8
vs Cincinnati	11/23/21	*	37	6	9	.667	0	0	.000	7	8	.875	6	3	9	8.0	2	0	1	1	0	1	19	13.2
PENN	11/28/21	*	19	5	7	.714	1	2	.500	1	1	1.000	2	2	4	7.3	2	0	0	1	0	1	12	13.0
CENTRAL ARKANSAS	12/01/21	*	20	7	8	.875	0	0	.000	2	3	.667	0	2	2	6.6	1	0	3	0	1	1	16	13.4
LITTLE ROCK	12/04/21	*	38	6	7	.857	1	1	1.000	5	9	.556	2	6	8	6.8	1	0	2	1	1	0	18	14.0
CHARLOTTE	12/07/21	*	37	1	1	1.000	0	0	.000	4	4	1.000	3	4	7	6.8	1	0	0	3	1	0	6	13.1
vs Oklahoma	12/11/21	*	35	2	4	.500	0	0	.000	2	2	1.000	2	3	5	6.6	1	0	1	2	0	2	6	12.4
vs Hofstra	12/18/21	*	37	3	6	.500	0	1	.000	3	4	.750	3	4	7	6.6	2	0	0	2	1	1	9	12.1
ELON	12/21/21	*	8	0	1	.000	0	0	.000	0	0	.000	0	1	1	6.2	0	0	0	0	1	0	0	11.1
at Mississippi State	12/29/21	*	18	1	3	.333	1	1	1.000	3	4	.750	1	0	1	5.8	2	0	0	2	0	0	6	10.7
VANDERBILT	01/04/22	*	36	6	7	.857	1	2	.500	7	9	.778	1	2	3	5.6	2	0	3	1	1	1	20	11.4
Totals		11	401	53	80	.663	5	9	.556	48	63	.762	33	45	78	5.6	22	0	13	15	7	10	159	11.4

AU'DIESE TONEY CAREER STATISTICS

Year	GP	GS	Min	Avg	FG	FGA	Pct	3FG	3FGA	Pct	FT	FTA	Pct	Off	Def	Tot	Avg	PF	FO	Ass	TO	Blk	Stl	Pts	Avg
2018-19 (PITT)	32	28	809	25.3	80	222	.360	17	69	.246	63	95	.663	62	117	179	5.6	62	1	15	34	4	22	240	7.5
2019-20 (PITT)	31	25	934	30.1	107	232	.461	22	67	.328	57	87	.655	63	86	149	4.8	60	2	36	35	3	38	293	9.5
2020-21 (PITT)	16	16	559	34.9	77	166	.464	18	53	.340	58	87	.667	37	58	95	5.9	33	0	37	38	2	20	230	14.4
2021-22 (ARK)	14	11	401	28.6	53	80	.663	5	9	.556	48	63	.762	33	45	78	5.6	22	0	13	15	7	10	159	11.4
TOTAL	93	80	2703	29.1	317	700	.453	62	198	.313	226	332	.681	195	306	501	5.4	177	3	101	122	16	90	922	9.9

10 JAYLIN WILLIAMS

*So. | F | 6-10 | 240 | Fort Smith, Ark. | Fort Smith Northside HS

"He's a Winner." -Eric Musselman after Cincy game
"He was Phenomenal." -Eric Musselman after Charlotte

GENERAL:

- Played in 26 games in 200-21 with five starts, including the final three games of the NCAA Tournament ... **Named the SEC First-Year Academic Honor Roll ... Made the Department's Honor Roll (3.0-3.49 GPA) for Fall 2020 and Spring 2021 ... Invited to Team USA U-19 camp in the summer of 2021.**

- 1 of 20 Radar Break-Out Players (Jon Rothstein - College Hoops Today) ... 1 of 20 Glue Guys (Jon Rothstein - College Hoops Today)

2021-22 HIGHLIGHTS:

- Mercer:** Led the team with five assists while adding eight rebounds, two blocked shots and a steal ... His overall play led to Arkansas 18-3 run in the second half.
- GWU:** Dished out 5 assists for the second straight game ... Led the team with eight rebounds and **drew three charges**.
- UNI:** Only played 23:49 in the UNI win as he battled an ankle injury. However, he put up impressive numbers and made several key plays in the Razorbacks run late in the game ... Finished with 11 points (two shy of his career high), a **career-high 7 assists**, 6 rebounds, 3 blocked shots and a steal ... Is the only Razorback on record (going back 25 years) to get 11+ points, 6+ rebounds, 7+ assists, 3+ blocks and no turnovers in a game. (HogStats).
 - BIG PLAYS DOWN THE STRETCH VS UNI** (*all with an ankle injury*)
 - 3:52 left • Game tied 75-75 Blocked Shot
 - 3:43 left • Game tied 75-75 Blocked Shot
 - 2:42 left • Down 1- 78-77 Offensive Rebound and put-back for 79-78 lead
 - 1:27 left • Up 4- 82-78 Layup to go up 6
 - 1:17 left • Up 6- 84-78 Steal
- HOF Classic:** Didn't make the All-Tourney team but was arguably Arkansas' most impactful player in the final ... Had eight rebounds and sank a key 3-pointer versus K-State ... Versus Cincy, had a **then career-high 11 rebounds** while drawing a **career-high four charges** ... Like UNI, made several game-winning plays inside the final 1:10 to secure the win:
 - BIG PLAYS DOWN THE STRETCH VS CINCY**
 - 1:10 left • Up 1- 68-67 Defensive Rebound
 - 0:47 left • Up 1- 68-67 Offensive Rebound
 - 0:09 left • Up 3- 70-67 Drew his 4th charge of the game
 - 0:01 left • Up 5- 72-67 Defensive Rebound
 - 0:01 left • Up 5- 72-67 Made 1-of-2 free throws for the 73-67 final
- Penn:** Led the team in both rebounds (9) and assists (6).
- UCA:** Was dominant in the first half with nine rebounds (8 defensive) ... **finished with a career-high 13 boards** (11 defensive) ... Scored 8 points (4-6 FG) with two assists, two steals and two blocked shots, while taking the team's only charge of the game.
- Charlotte:** **Played his best all-around game as a Razorback** ... Scored a **career-high 15 points** (career-highs of 7-of-9 FG), had a **career-high three steals**, had eight rebounds (his 7th game with at least 8) while adding two assists and, of course, taking a charge.
- @ Miss State:** Played a **career-high 35:59** and had a prototypical game, leading the team in rebounds (7), assists (6) and blocked shots (3).
- Vandy:** Recorded his third, double-digit rebound game of the season and **his 10 boards tied an SEC career high** ... Added two assists and tied his SEC career high with two steals.

"Players at **ALL** levels should watch extensive tape on Jaylin Williams: **Makes as many NON SCORING big plays as anyone in college basketball.**"

-Jon Rothstein

Def Reb/Gm	6.50	2nd SEC	40th NCAA
Reb/Gm	8.3	4th SEC	58th NCAA
Assist/TO ratio	1.81	11th SEC	159th NCAA
Assists/Gm	3.5	13th SEC	217th NCAA
Blocks/Gm	1.14	12th SEC	191st NCAA

- Led Razorbacks in Pts:0**
- Led Razorbacks in Rebs:14**
- Led Razorbacks in Blk Shots:15**
- Led Razorbacks in Assists:5**
- CAREER: Double-figure Pts:3**
- Double-figure Rebs:7**
- 20-pt gms:-**
- Gms with a 3PT Made:8**
- Gms with 3+ Assists:9**
- Gms with 5+ Rebs:23**
- Charges Taken 2020-21team-best 16**
- Charges Taken 2021-22team-best 12**

@Jay_MWilliams_
@thejaylinwilliams_

* - Will be granted an extra year of eligibility due to COVID-19 in 2020-21



PERSONAL BESTS

POINTS

Season: 15 vs Charlotte (12/07/21)
Career: 15 vs Charlotte (12/07/21)
SEC: 13 vs Alabama (02/24/21)

FG MADE

Season: 7 vs Charlotte (12/07/21)
Career: 7 vs Charlotte (12/07/21)
SEC: 4 vs Alabama (02/24/21)

FG ATTEMPTED

Season: 10 at Mississippi State (12/29/21)
Career: 10 at Mississippi State (12/29/21)
SEC: 10 at Mississippi State (12/29/21)

3-POINT FG MADE

Season: 1 vs UNI (11/17/21)
Career: 2 vs Miss Valley State (11/25/20)
SEC: 1 (3x) last at Missouri (02/13/21)

3-PT FG ATTEMPTS

Season: 2 vs Mercer (11/09/21)
Career: 4 (2x) last vs Missouri (01/02/21)
SEC: 4 vs Missouri (01/02/21)

FT MADE

Season: 4 vs Vanderbilt (01/04/22)
Career: 5 vs Alabama (02/24/21)
SEC: 5 vs Alabama (02/24/21)

FT ATTEMPTED

Season: 7 vs Vanderbilt (01/04/22)
Career: 7 (2x) last vs Vanderbilt (01/04/22)
SEC: 7 (2x) last vs Vanderbilt (01/04/22)

REBOUNDS

Season: 13 vs Central Arkansas (12/01/21)
Career: 13 vs Central Arkansas (12/01/21)
SEC: 10 (2x) last vs Vanderbilt (01/04/22)

ASSISTS

Season: 7 vs UNI (11/17/21)
Career: 7 vs UNI (11/17/21)
SEC: 6 at Mississippi State (12/29/21)

STEALS

Season: 3 vs Charlotte (12/07/21)
Career: 3 vs Charlotte (12/07/21)
SEC: 2 (4x) last vs Vanderbilt (01/04/22)

BLOCKED SHOTS

Season: 3 (2x) last at Mississippi State (12/29/21)
Career: 4 vs LSU (02/27/21)
SEC: 4 vs LSU (02/27/21)

MINUTES

Season: 35:59 at Mississippi State (12/29/21)
Career: 35:59 at Mississippi State (12/29/21)
SEC: 35:59 at Mississippi State (12/29/21)

JAYLIN WILLIAMS'S 2021-22 GAME STATS

Opponent	Date	GS	Min	FG	FGA	Pct	3FG	3A	Pct	FT	FTA	Pct	O	D	Tot	Avg	PF	FO	A	TO	Blk	Stl	Pts	Avg	
MERCER	11/09/21		30	1	4	.250	0	2	.000	2	4	.500	3	5	8	8.0	2	0	5	4	2	1	4	4.0	
GARDNER-WEBB	11/13/21	*	24	1	2	.500	0	1	.000	1	2	.500	0	8	8	8.0	1	0	5	1	0	1	3	3.5	
NORTHERN IOWA	11/17/21	*	23	5	8	.625	1	1	1.000	0	2	.000	3	3	6	7.3	2	0	7	0	3	1	11	6.0	
vs Kansas State	11/22/21	*	32	1	3	.333	1	1	1.000	3	4	.750	1	7	8	7.5	3	0	1	1	1	0	6	6.0	
vs Cincinnati	11/23/21	*	35	1	3	.333	0	2	.000	3	6	.500	3	8	11	8.2	3	0	4	3	0	2	5	5.8	
PENN	11/28/21	*	29	1	2	.500	0	0	.000	1	2	.500	1	8	9	8.3	2	0	6	4	0	1	3	5.3	
CENTRAL ARKANSAS	12/01/21	*	28	4	6	.667	0	1	.000	0	0	.000	2	11	13	9.0	3	0	2	1	2	2	8	5.7	
LITTLE ROCK	12/04/21	*	29	4	5	.800	0	0	.000	1	2	.500	1	6	7	8.8	3	0	4	0	1	1	9	6.1	
CHARLOTTE	12/07/21	*	32	7	9	.778	0	1	.000	1	1	1.000	2	6	8	8.7	3	0	2	2	0	3	15	7.1	
vs Oklahoma	12/11/21	*	27	2	6	.333	1	2	.500	2	3	.667	3	4	7	8.5	3	0	1	4	1	0	7	7.1	
vs Hofstra	12/18/21	*	26	3	5	.600	0	0	.000	0	1	.000	1	7	8	8.5	1	0	3	2	2	0	6	7.0	
ELON	12/21/21		19	1	3	.333	0	0	.000	1	1	1.000	1	5	6	8.3	2	0	1	1	0	1	3	6.7	
at Mississippi State	12/29/21	*	36	4	10	.400	0	3	.000	1	2	.500	2	5	7	8.2	2	0	6	2	3	0	9	6.8	
VANDERBILT	01/04/22	*	31	1	2	.500	0	0	.000	4	7	.571	2	8	10	8.3	3	0	2	2	1	2	6	6.8	
Totals			12	401	36	68	.529	3	14	.214	20	37	.541	25	91	116	8.3	33	0	49	27	16	15	95	6.8

JAYLIN WILLIAMS CAREER STATISTICS

Year	GP	GS	Min	Avg	FG	FGA	Pct	3FG	3FGA	Pct	FT	FTA	Pct	Off	Def	Tot	Avg	PF	FO	Ast	TO	Blk	Stl	Pts	Avg
2020-21	26	5	400	15.4	33	69	.478	7	23	.304	23	31	.742	29	92	121	4.7	50	1	21	24	18	12	96	3.7
2021-22	14	12	401	28.6	36	68	.529	3	14	.214	20	37	.541	25	91	116	8.3	33	0	49	27	16	15	95	6.8
TOTAL	40	17	801	20.0	69	137	.504	10	37	.270	43	68	.632	54	183	237	5.9	83	1	70	51	34	27	191	4.8

11 CHRIS LYKES

Gr.Sr. | G | 5-7 | 160 | Mitchellville, Md. | Gonzaga College (D.C.) HS | Univ. of Miami



[@IAm_Lykesdat](#)
[@IAm_Lykesdat](#)

GENERAL:

• Spent four seasons with the Miami Hurricanes but only played two games his senior year (2020-21) after injuring his ankle on Dec. 4 ... Graduated from Miami (Spring, '21- sport administration/marketing) ... Pursuing a second undergraduate degree at Arkansas in arts and sciences ... Preseason 1st team All-ACC prior to 2020-21 season ... **2020 All-ACC HM ... 2019 and 2018 ACC All-Academic Team** ... Led the team – and ranked among the ACC top 10 – in scoring in both 2019-20 and 2018-19.

- **2022 Jersey Mike's Naismith Trophy Watch List** ... #20 ranked returning player in college basketball (Andy Katz- March Madness) ... #51 on CBSSports.com Top 100 and 1 best college players entering 2021-22 ... 1 of 30 Impact Transfers (Jon Rothstein- College Hoops Today).
- **Inside the final 3 minutes, is 32-of-33 at the free throw line (lone miss game vs Vandy. ... Leads the SEC (15th NCAA) in FT Made** ... Is the first Razorback since Joe Kleine in 1983-84 to have multiple games in a season shooting 10-10 or better at the free throw line (12-12 vs Elon and 10-10 vs. Kansas State).
- **Made 21 straight at the line spanning five games (Hofstra-Vandy) before missing his final attempt vs Vandy.**

2021-22 HIGHLIGHTS:

Mercer: Scored 16 off the bench thanks to making 7-of-8 FT ... 10 of his points came during Arkansas' decisive 18-3 run to turn a 54-53 deficit into a 71-57 lead.

UNI: Led the team with 26 points ... [CLICK TO WATCH: his acrobatic layup that was the top play on ESPN's SportsCenter](#) ... Scored 12 straight points on his own, including a 7-0 Razorback run, in the first half ... Arkansas was down 3 (75-72 with 4:25 left) before Lykes ignited a 21-5 run with nine points — including 6-of-6 FT —over the final 4:10 to secure the win.

- **HOF Classic:** Named to the **Hall of Fame Classic All-Tournament Team** ... Made a huge impact by making 18-of-20 free throws, including **10-of-10 inside the final 1:46 versus K-State and 4-of-4 inside the final 21 seconds vs Cincinnati** ... Scored 14 vs KSU and 15 vs Cincy ... Only made one 3-pointer, but it came with Arkansas down 4 with 5:49 to play.
- **UCA:** Posted season-highs with five assists and two steals.
- **LR:** Tied season-high with two steals ... Was 6-of-7 at the line, including 4-of-4 inside the final 2:33 to seal the win.
- **Charlotte:** Played his best defensive game according to Coach Muss ... Added 13 points and three assists.
- **Hofstra:** Scored 19, making a season-high 4-of-9 3-pointers, and was 5-of-5 at the line ... Added a **season-high three steals**
- **Elon:** In his first start of the season ... Led the team with 21 points on 4-of-8 FG (1-4 3PT) ... Was **12-of-12 at the free throw line**.
- **Vandy:** Only had 1 point,1 steal and 3 rebounds in 10:27 played ... However, the point, steal and two boards came inside the final 20 seconds to give Arkansas a chance to tie/win ... Also, in **10:27 minutes played, tied for the team lead in Plus-Minus at +10.**



FT Made	65	1st SEC	15th NCAA
FT Att	75	3rd SEC	39th NCAA
FT Pct.	.867	3rd SEC	49th NCAA

• Led his tm/ARK in Pts:.....	32 / 4
• Led his tm/ARK in Assists:.....	28 / 0
• Led his tm/ARK Pts*Assts Same Gm:....	11 / 0
• CAREER: Double-figure Pts:	74 / 8
Double-figure Assists:	0 / 0
20-pt gms:.....	18 / 2
Gms with a 3PT FG:.....	82 / 8
Gms with 3+ 3PT FG:.....	24 / 1
Gms with 3+ Steals:	8 / 0
Gms with 3+ Assists.....	44 / 3
Gms with 5+ Assists:.....	18 / 1



PERSONAL BESTS

POINTS

Season: 26	vs UNI (11/17/21)
Career: 28 (2x)	last at Illinois (12/02/19)
SEC: 10	at Mississippi State (12/29/21)

FG MADE

Season: 8	vs UNI (11/17/21)
Career: 11	at Illinois (12/02/19)
SEC: 3	at Mississippi State (12/29/21)

FG ATTEMPTED

Season: 16	vs UNI (11/17/21)
Career: 23	at North Carolina (02/09/19)
SEC: 9	at Mississippi State (12/29/21)

3-PT FG MADE

Season: 4 (2x)	last vs Hofstra (12/18/21)
Career: 6 (2x)	vs Florida State (01/18/20)
SEC: 1	at Mississippi State (12/29/21)

3-PT FG ATT

Season: 9	vs Hofstra (12/18/21)
Career: 11 (2x)	vs Clemson (03/11/20)
SEC: 4	at Mississippi State (12/29/21)

FT MADE

Season: 12	vs Elon (12/21/21)
Career: 14	vs Wake Forest (01/12/19)
SEC: 3	at Mississippi State (12/29/21)

FT ATTEMPTED

Season: 12	vs Elon (12/21/21)
Career: 14	vs Wake Forest (01/12/19)
SEC: 3	at Mississippi State (12/29/21)

REBOUNDS

Season: 3 (4x)	last vs Vanderbilt (01/04/22)
Career: 6	vs Loyola-Chicago (03/15/18)
SEC: 3	vs Vanderbilt (01/04/22)

ASSISTS

Season: 5	vs Central Arkansas (12/01/21)
Career: 9	at Virginia Tech (03/08/19)
SEC: 2	at Mississippi State (12/29/21)

STEALS

Season: 3	vs Hofstra (12/18/21)
Career: 5	vs Temple (12/17/19)
SEC: 1 (2x)	last vs Vanderbilt (01/04/22)

BLOCKED SHOTS

Season: --	
Career: 2	vs Florida State (01/18/20)
SEC: --	

MINUTES

Season: 31:13	vs Cincinnati (11/23/21)
Career: 40:55	vs Florida State (01/18/20)
SEC: 23:56	at Mississippi State (12/29/21)

CHRIS LYKES CAREER STATISTICS

Year	GP	GS	Min	Avg	FG	FGA	Pct	3FG	3FGA	Pct	FT	FTA	Pct	Off	Def	Tot	Avg	PF	FO	Ast	TO	Blk	Stl	Pts	Avg
2017-18 (MIA)	32	10	690	21.6	100	249	.402	48	139	.345	59	82	.720	3	36	39	1.2	70	0	75	58	1	25	307	9.6
2018-19 (MIA)	32	32	1082	33.8	171	421	.406	61	192	.318	114	146	.781	14	72	86	2.7	72	0	103	93	1	43	517	16.2
2019-20 (MIA)	26	24	780	30.0	140	324	.432	51	134	.381	70	86	.814	10	45	55	2.1	68	1	62	54	7	28	401	15.4
2020-21 (MIA)*	2	2	57	28.5	8	22	.364	5	11	.455	10	11	.909	0	8	8	4.0	4	0	11	3	1	4	31	15.5
2021-22 (ARK)	14	2	342	24.4	44	116	.379	16	50	.320	65	75	.867	5	14	19	1.4	24	1	24	17	0	14	169	12.1
TOTAL	106	70	2951	27.8	463	1132	.409	181	526	.344	318	400	.795	32	175	207	2.0	238	2	275	225	10	114	1425	13.4

*- Played in two games in 2020-21 before suffering a season-ending injury

13

CHANCE MOORE

Fr. | G | 6-5 | 195 | Brookhaven, Ga. | McEachern HS

GENERAL:

- A four-star recruit ... Rated 84th nationally by ESPN and 93rd by 247Sports Composite ... Averaged 19 pts and 9 rebounds his senior season

2021-22 HIGHLIGHTS:

-

@Chance3303

@chance_moore



PERSONAL BESTS

POINTS

Season: --

SEC: --

FG MADE

Season: --

SEC: --

FG ATTEMPTED

Season: 1 vs Central Arkansas (12/01/21)

SEC: --

3-POINT FG MADE

Season: --

SEC: --

3-PT FG ATTEMPTS

Season: --

SEC: --

FT MADE

Season: --

SEC: --

FT ATTEMPTED

Season: --

SEC: --

REBOUNDS

Season: --

SEC: --

ASSISTS

Season: --

SEC: --

STEALS

Season: --

SEC: --

BLOCKED SHOTS

Season: --

Career: --

MINUTES

Season: 1:56 vs Gardner-Webb (11/13/21)

SEC: --

CHANCE MOORE'S 2021-22 GAME STATS

Opponent	Date	GS	Min	FG	FGA	Pct	3FG	3A	Pct	FT	FTA	Pct	O	D	Tot	Avg	PF	FO	A	TO	Blk	Stl	Pts	Avg
MERCER	11/09/21	DNP																						
GARDNER-WEBB	11/13/21	2		0	0	.000	0	0	.000	0	0	.000	0	0	0	0.0	2	0	0	0	0	0	0	0.0
NORTHERN IOWA	11/17/21	DNP																						
vs Kansas State	11/22/21	DNP																						
vs Cincinnati	11/23/21	DNP																						
vs Penn	11/28/21	DNP																						
CENTRAL ARKANSAS	12/01/21	2		0	1	.000	0	0	.000	0	0	.000	0	0	0	0.0	0	0	0	0	0	0	0	0.0
LITTLE ROCK	12/04/21	DNP																						
CHARLOTTE	12/07/21	DNP																						
vs Oklahoma	12/11/21	DNP																						
vs Hofstra	12/18/21	DNP																						
ELON	12/21/21	DNP																						
at Mississippi State	12/29/21	DNP-Illness																						
VANDERBILT	01/04/22	DNP																						
Totals		0	4	0	1	.000	0	0	.000	0	0	.000	0	0	0	0.0	2	0	0	0	0	0	0	0.0

CHANCE MOORE CAREER STATISTICS

Year	GP	GS	Min	Avg	FG	FGA	Pct	3FG	3FGA	Pct	FT	FTA	Pct	Off	Def	Tot	Avg	PF	FO	Ast	TO	Blk	Stl	Pts	Avg
2021-22	2	0	4	2.0	0	1	.000	0	0	.000	0	0	.000	0	0	0	0.0	2	0	0	0	0	0	0	0.0

14

JAXSON ROBINSON

*So. | G | 6-6 | 185 | Ada, Okla. | Ada HS | Texas A&M

GENERAL:

- Played one season (2020-21) at Texas A&M ... Was a four-star prospect by 247Sports, ESPN and Rivals ... Ranked 62nd nationally and 16th at his position by 247Sports ... Previously was a top 50 recruit of 2021 class but reclassified to the 2020 signing class.

2021-22 HIGHLIGHTS:

- GWU:** Tied career highs with six points and making two 3-pointers ... Recorded his second career blocked shot.
- UCA:** Played a then season-high 15:15 and scored a career-high seven points (3-6 FG / 1-3 3PT).
- LR:** Played a season-high 15:27 ... Scored 5 points and added a **career-high two assists** while recording his fourth career steal.
- Hofstra:** Pumped in a then career-high nine points — all inside the final 1:02 — on making a then career-high 3-of-4 shooting from 3-point range.
- Elon:** Earned his first start as a Razorback and responded by scoring a **career-high 14 points** ... Made his first three 3's - to tie a career high - and was a **career-best 3-of-3 at the free throw line**.
- @ Miss State:** Tied his **career-high with seven rebounds**, tying for the team lead and **played a career-high 31:42**.
- Vandy:** Dished out a **career-high three assists**.

Led his team/ARK in Pts:	0 / 0
Led his team/ARK in Rebs:	1 / 1
CAREER: Double-figure Pts:	1 / 1
20-pt gms:	0 / 0
Gms with a 3PT FG:	11 / 7
Gms with 3+ 3PT FG:	2 / 2
Gms with 3+ Steals:	0 / 0
Gms with 3+ Assists:	1 / 1
Gms with 3+ Rebs:	3 / 2

@Robinsonjaxx

@j4sonn

* - Will be granted an extra year of eligibility due to COVID-19 in 2020-21



PERSONAL BESTS

POINTS

Season: 14	vs Elon (12/21/21)
Career: 14	vs Elon (12/21/21)
SEC: 6 (4x)	last at Miss State (12/29/21)

FG MADE

Season: 4	vs Elon (12/21/21)
Career: 4	vs Elon (12/21/21)
SEC: 2 (5x)	last at Miss State (12/29/21)

FG ATTEMPTED

Season: 7 (2x)	last vs Elon (12/21/21)
Career: 7 (2x)	last vs Elon (12/21/21)
SEC: 6	at LSU (12/29/20)

3-PT FG MADE

Season: 3 (2x)	vs Elon (12/21/21)
Career: 3 (2x)	vs Elon (12/21/21)
SEC: 2 (4x)	last at Miss State (12/29/21)

3-PT FG ATT

Season: 7 (2x)	last at Mississippi State (12/29/21)
Career: 7 (2x)	last at Miss State (12/29/21)
SEC: 7 (2x)	last at Miss State (12/29/21)

FT MADE

Season: 3	vs Elon (12/21/21)
Career: 3	vs Elon (12/21/21)
SEC: --	

FT ATTEMPTED

Season: 3	vs Elon (12/21/21)
Career: 3	vs Elon (12/21/21)
SEC: 1	vs Tennessee (01/09/21)

REBOUNDS

Season: 7	at Mississippi State (12/29/21)
Career: 7 (2x)	last at Miss State (12/29/21)
SEC: 7 (2x)	last at Miss State (12/29/21)

ASSISTS

Season: 3	vs Vanderbilt (01/04/22)
Career: 3	vs Vanderbilt (01/04/22)
SEC: 3	vs Vanderbilt (01/04/22)

STEALS

Season: 1	vs Little Rock (12/04/21)
Career: 1 (4x)	last vs Little Rock (12/04/21)
SEC: 1 (2x)	last at Ole Miss (01/23/21)

BLOCKED SHOTS

Season: 1 (3x)	vs Vanderbilt (01/04/22)
Career: 1 (4x)	vs Vanderbilt (01/04/22)
SEC: 3	vs Vanderbilt (01/04/22)

MINUTES

Season: 31:42	at Mississippi State (12/29/21)
Career: 31:42	at Mississippi State (12/29/21)
SEC: 31:42	at Mississippi State (12/29/21)

JAXSON ROBINSON'S 2021-22 GAME STATS

Opponent	Date	GS	Min	FG	FGA	Pct	3FG	3A	Pct	FT	FTA	Pct	O	D	Tot	Avg	PF	FO	A	TO	Blk	Stl	Pts	Avg
MERCER	11/09/21	DNP																						
GARDNER-WEBB	11/13/21	11		2	7	.286	2	7	.286	0	0	.000	1	0	1	1.0	1	0	0	0	1	0	6	6.0
NORTHERN IOWA	11/17/21	DNP																						
vs Kansas State	11/22/21	DNP																						
vs Cincinnati	11/23/21	DNP																						
PENN	11/28/21	0+	0	0	0	.000	0	0	.000	0	0	.000	0	0	0	0.5	0	0	0	0	0	0	0	3.0
CENTRAL ARKANSAS	12/01/21	16	3	6	500		1	3	.333	0	0	.000	1	0	1	0.7	1	0	0	0	0	0	7	4.3
LITTLE ROCK	12/04/21	15	2	6	.333		1	5	.200	0	0	.000	0	3	3	1.3	1	0	2	0	0	1	5	4.5
CHARLOTTE	12/07/21	5	1	2	.500		0	1	.000	0	0	.000	0	0	0	1.0	0	0	0	0	0	0	2	4.0
vs Oklahoma	12/11/21	DNP																						
vs Hofstra	12/18/21	7	3	4	.750		3	4	.750	0	0	.000	0	0	0	0.8	0	0	1	0	0	0	9	4.8
ELON	12/21/21	* 20	4	7	.571		3	6	.500	3	3	1.000	1	2	3	1.1	1	0	0	2	1	0	14	6.1
at Mississippi State	12/29/21	* 31	2	7	.286		2	7	.286	0	0	.000	1	6	7	1.9	3	0	1	2	0	0	6	6.1
VANDERBILT	01/04/22	* 31	1	5	.200		1	5	.200	0	0	.000	0	3	3	2.0	3	0	3	1	1	0	3	5.8
Totals		3	136	18	44	.409	13	38	.342	3	3	1.000	4	14	18	2.0	10	0	7	5	3	1	52	5.8

JAXSON ROBINSON CAREER STATISTICS

Year	GP	GS	Min	Avg	FG	FGA	Pct	3FG	3FGA	Pct	FT	FTA	Pct	Off	Def	Tot	Avg	PF	FO	Ast	TO	Blk	Stl	Pts	Avg
2020-21 (TXAM)	14	4	137	9.7	11	31	.355	8	28	.268	0	1	.000	4	11	15	1.1	10	0	4	5	1	3	30	2.1
2021-22 (ARK)	9	3	136	15.1	18	44	.409	13	38	.342	3	3	1.000	4	14	18	2.0	10	0	7	5	3	1	52	5.8
TOTAL	23	7	273	11.9	29	75	.387	21	66	.318	3	4	.750	8	25	33	1.4	20	0	11	10	4	4	82	3.6

20

KAMANI JOHNSON

R-Jr. | F | 6-7 | 235 | Brooklyn, N.Y. | Holy Spirit (Ga.) Prep School | Little Rock

GENERAL:

- Played two seasons at Little Rock ... Sat out 2020-21 att Arkansas per NCAA transfer rules ... Signed with Arkansas on Oct. 26, 2020, and joined the team on Dec. 19, 2020 ... **Third team All-Sun Belt** selection at Little Rock ... His 144 free throws made in 2019-20 ranked sixth in UALR history for a single season ... In the NCAA, ranked 26th in free throw attempts with a Sun Belt-best 198 and ranked 49th nationally in free throws made (144).

2021-22 HIGHLIGHTS

- **GWU:** Had six rebounds in eight minutes.
- **Cincy:** Turned in four solid minutes in the first half with two rebounds and a blocked shot.
- **Elon:** Led the team with a **season-high seven rebounds** ... **Blocked a career-high three shots** ... Attempted 13 free throws in just 16:32 minutes played ... **Scored a season-high 15 points**, his best as a Razorback ... Became the fourth Razorback player since 1996-97 to get 15+ points, 7+ rebounds and 3+ blocks off the bench, along with Connor Vannover, Daniel Gafford (2x) and Darian Townes (2x) (HogStats).

DOUBLE-DOUBLES (4)

SOPHOMORE (4)

11/27/19 • ALCORN STATE	17 pts	12 reb
01/02/20 • TEXAS STATE *	15 pts	10 reb
01/04/20 • UT ARLINGTON *	30 pts	13 reb
02/22/20 • at Arkansas St.	32 pts	16 reb

* - Back-to-Back games

• Led his team/ARK in Pts:	5 / 0
• Led his team/ARK in Rebs:	11 / 1
• Led his team/ARK in Assists:	7 / 0
• Led his tm/ARK in PTS+REB Same Gm:	3 / 0
• Led his tm/ARK in P+R+A Same Gm:	2 / 0
• CAREER: Double-figure Pts:	20 / 0
Double-figure Rebs:	7 / 0
20-pt gms - 30-pt gms:	3 - 2
Gms with a 3PT Made:	0 / 0
Gms with 3+ Assists:	17 / 0
Gms with 5+ Rebs:	38 / 1

 @KamaniJohnson20

 @Kamani_Johnson


PERSONAL BESTS

POINTS

Season: 15 vs Elon (12/21/21)
 Career: 32 at Arkansas State (02/22/20)
 SEC:

FG MADE

Season: 3 vs Elon (12/21/21)
 Career: 9 at Arkansas State (02/22/20)
 SEC:

FG ATTEMPTED

Season: 4 vs Elon (12/21/21)
 Career: 13 at Memphis (11/20/19)
 SEC:

3-PT FG MADE

Season: --
 Career: --
 SEC:

3-PT FG ATT

Season: --
 Career: 1(2x) last at Memphis (11/20/19)
 SEC:

FT MADE

Season: 9 vs Elon (12/21/21)
 Career: 14 at Arkansas State (02/22/20)
 SEC:

FT ATTEMPTED

Season: 13 vs Elon (12/21/21)
 Career: 16 at Arkansas State (02/22/20)
 SEC:

REBOUNDS

Season: 7 vs Elon (12/21/21)
 Career: 20 at Arkansas State (02/22/20)
 SEC: 1 vs Vanderbilt (01/04/22)

ASSISTS

Season: 1 vs Mercer (11/09/21)
 Career: 6 vs Appalachian State (02/01/20)
 SEC:

STEALS

Season: 1 vs Central Arkansas (12/01/21)
 Career: 3 vs Arkansas State (02/02/19)
 SEC:

BLOCKED SHOTS

Season: 3 vs Elon (12/21/21)
 Career: 3 vs Elon (12/21/21)
 SEC:

MINUTES

Season: 8:50 vs Central Arkansas (12/01/21)
 Career: 38:42 vs UT Arlington (01/04/20)
 SEC:

KAMANI JOHNSON'S 2021-22 GAME STATS

Opponent	Date	GS	Min	FG	FGA	Pct	3FG	3A	Pct	FT	FTA	Pct	O	D	Tot	Avg	PF	FO	A	TO	Blk	Stl	Pts	Avg	
MERCER	11/09/21	1	0	0	.000	0	0	.000	0	0	.000	1	0	1	1.0	0	0	1	1	0	0	0	0	0.0	
GARDNER-WEBB	11/13/21	8	1	1	1.000	0	0	.000	0	0	.000	3	5	.600	2	4	6	3.5	0	0	2	0	0	5	2.5
NORTHERN IOWA	11/17/21	DNP																							
vs Kansas State	11/22/21	DNP																							
vs Cincinnati	11/23/21	4	0	0	.000	0	0	.000	0	0	.000	2	0	2	3.0	1	0	0	1	1	0	0	0	1.7	
PENN	11/28/21	5	1	1	1.000	0	0	.000	0	2	.000	2	1	3	3.0	1	0	0	2	1	0	2	2	1.8	
CENTRAL ARKANSAS	12/01/21	9	1	1	1.000	0	0	.000	0	0	.000	0	2	2	2.8	2	0	0	0	0	1	2	1.8		
LITTLE ROCK	12/04/21	DNP																							
CHARLOTTE	12/07/21	3	0	0	.000	0	0	.000	0	0	.000	0	0	0	2.3	0	0	0	0	0	0	0	1.5		
vs Oklahoma	12/11/21	DNP																							
vs Hofstra	12/18/21	DNP																							
ELON	12/21/21	16	3	4	.750	0	0	.000	9	13	.692	1	6	7	3.0	2	0	0	2	3	0	15	3.4		
at Mississippi State	12/29/21	DNP																							
VANDERBILT	01/04/22	7	0	0	.000	0	0	.000	0	0	.000	0	1	1	2.8	1	0	0	0	0	0	0	3.0		
Totals		0	53	6	7	.857	0	0	.000	12	20	.600	8	14	22	2.8	7	0	1	8	5	1	24	3.0	

KAMANI JOHNSON CAREER STATISTICS

Year	GP	GS	Min	Avg	FG	FGA	Pct	3FG	3FGA	Pct	FT	FTA	Pct	Off	Def	Tot	Avg	PF	FO	Ast	TO	Blk	Stl	Pts	Avg
2018-19 (UALR)	27	15	519	19.2	53	96	.552	0	1	.000	33	65	.508	51	79	130	4.8	85	5	37	41	13	14	139	5.1
2019-20 (UALR)	31	28	860	27.7	98	191	.513	0	1	.000	144	198	.727	94	113	207	6.7	99	5	68	67	15	23	340	11.0
2021-22 (ARK)	8	0	53	6.6	6	7	.857	0	0	.000	12	20	.600	12	20	32	4.0	7	0	1	8	5	1	24	3.0
TOTAL	66	43	1432	21.7	157	294	.534	0	2	.000	189	283	.668	153	206	359	5.4	191	10	106	116	33	38	503	7.6

23 CONNOR VANOVER

*Jr. | F | 7-3 | 215 | Little Rock, Ark. | Findlay Prep (Nev.) | Univ. of California

GENERAL:

- Named the SEC Winter Academic Honor Roll ... Played his freshman season at Cal, Sat out 2019-20 season at Arkansas ... In 2020-19, was 1 of 3 players in the NCAA to have at least 50 blocked shots and 20 3-pointers made ... In fact, Vanover is the first Arkansas player with 50+ blocks and 20+ 3's made in a season and only nine other Hogs have reached those levels in an entire career (HogStats.com).

2021-22 HIGHLIGHTS:

- GWU:** Set the tone early and produced one of his best overall games with a team-best 19 points, seven rebounds, three blocked shots and two assists in just 17 minutes ... Down six with 6:30 left in the first half, keyed a 29-5 run to put the Hogs up 18 with eight points, three rebounds and two blocked shots during the run.
- HOF Classic:** Helped Arkansas to an 18-point halftime lead vs K-State by scoring 10 of his 14 points in the period ... Sank a career-high 9-of-9 from the free throw line, including 8-of-8 in the first half ... Was productive in his 17 minutes vs Cincy with 8 points, 6 rebounds and a blocked shot.
- Penn:** Only scored six points, but it was the first six points of the second half to push the 11-point halftime lead to 17.

Blocks/Gm 0.82 20th SEC 344th NCAA

Led his team/ARK in Pts: 5 / 4
 Led his team/ARK in Rebs: 7 / 5
 CAREER: Double-figure Pts: 16 / 9
 Double-figure rebs: 2 / 2
 20-pt gms: 2 / 1
 Gms with a 3 PT FG: 30 / 18
 Gms with 3+ 3PT FG: 2 / 1
 Gms with 3+ Blks: 13 / 9

PLAYERS IN THE NCAA IN 2020-21

WITH 50+ BLOCKS AND 20+ 3'S MADE

Connor Vanover, ARK 51 blocks 24 3's
 Hayden Koval, UNCG 65 blocks 26 3's
 Jay Huff, UVA 62 blocks 28 3's

Vanover the first Arkansas player with 50+ blocks and 20+ 3's made in a season. Only 10 Hogs, including Vanover, have reached those levels in an entire career: (HogStats.com)

Carl Baker (54 BLK • 29 3's) Todd Day (102 BLK • 226 3's)
 Ron Huery (70 BLK • 94 3's) Vincent Hunter (79 BLK • 32 3's)
 Bobby Portis (104 BLK • 23 3's) Marshawn Powell (96 BLK • 42 3's)
 Michael Qualls (55 BLK • 103 3's) Darnell Robinson (62 BLK • 28 3's)
 Mike Washington (107 BLK • 22 3's) Connor Vanover (95 BLK • 52 3's)

@Vanover_Connor

@cv_23

* - Will be granted an extra year of eligibility due to COVID-19 in 2020-21



PERSONAL BESTS

POINTS

Season: 19 vs Gardner-Webb (11/13/21)
 Career: 24 at Stanford (03/07/19)
 SEC: 17 at Auburn (12/30/20)

FG MADE

Season: 7 vs Gardner-Webb (11/13/21)
 Career: 9 at Stanford (03/07/19)
 SEC: 6 vs Mississippi State (02/02/21)

FG ATTEMPTED

Season: 12 vs Gardner-Webb (11/13/21)
 Career: 15 vs Washington (02/28/19)
 SEC: 11 (3x) last vs Mississippi State (02/02/21)

3-POINT FG MADE

Season: 1 vs Gardner-Webb (11/13/21)
 Career: 5 at Stanford (03/07/19)
 SEC: 2 (2x) last vs Missouri (02/13/21)

3-PT FG ATTEMPTS

Season: 3 vs Kansas State (11/22/21)
 Career: 8 vs Lipscomb (12/05/20)
 SEC: 6 at Auburn (12/30/20)

FT MADE

Season: 8 vs Kansas State (11/22/21)
 Career: 8 vs Kansas State (11/22/21)
 SEC: 6 at Auburn (12/30/20)

FT ATTEMPTED

Season: 9 vs Kansas State (11/22/21)
 Career: 9 vs Kansas State (11/22/21)
 SEC: 6 at Auburn (12/30/20)

REBOUNDS

Season: 7 vs Gardner-Webb (11/13/21)
 Career: 16 vs North Texas (11/28/20)
 SEC: 8 vs Mississippi State (02/02/21)

ASSISTS

Season: 2 vs Gardner-Webb (11/13/21)
 Career: 2 (7x) last at Missouri (02/13/21)
 SEC: 2 (2x) last at Missouri (02/13/21)

STEALS

Season: 1 vs Central Arkansas (12/01/21)
 Career: 3 vs Southern (12/19/20)
 SEC: 2 (2x) last vs Mississippi State (02/02/21)

BLOCKED SHOTS

Season: 3 vs Gardner-Webb (11/13/21)
 Career: 6 (2x) last vs North Texas (11/28/20)
 SEC: 5 vs Ole Miss (01/27/21)

MINUTES

Season: 20:02 vs Kansas State (11/22/21)
 Career: 34:05 vs North Texas (11/28/20)
 SEC: 28:45 at Auburn (12/30/20)

CONNOR VANOVER'S 2021-22 GAME STATS

Opponent	Date	GS	Min	FG	FGA	Pct	3FG	3A	Pct	FT	FTA	Pct	O	D	Tot	Avg	PF	FO	A	TO	Blk	Stl	Pts	Avg
MERCER	11/09/21		DNP																					
GARDNER-WEBB	11/13/21	*	17	7	12	.583	1	2	.500	4	4	1.000	3	4	7	7.0	1	0	2	0	3	0	19	19.0
NORTHERN IOWA	11/17/21	*	5	1	4	.250	0	2	.000	0	0	.000	0	1	1	4.0	0	0	0	0	1	0	2	10.5
vs Kansas State	11/22/21	*	21	3	7	.429	0	3	.000	8	9	.889	3	2	5	4.3	1	0	0	0	1	0	14	11.7
vs Cincinnati	11/23/21	*	17	4	8	.500	0	1	.000	0	0	.000	1	5	6	4.8	1	0	0	0	1	0	8	10.8
PENN	11/28/21	*	12	2	3	.667	0	1	.000	2	2	1.000	1	3	4	4.6	0	0	0	0	0	0	6	9.8
CENTRAL ARKANSAS	12/01/21	*	9	1	1	1.000	0	0	.000	0	2	.000	1	2	3	4.3	0	0	1	1	0	1	2	8.5
LITTLE ROCK	12/04/21	*	6	0	2	.000	0	1	.000	0	0	.000	0	0	0	3.7	0	0	0	0	0	0	0	7.3
CHARLOTTE	12/07/21	*	8	3	5	.600	0	1	.000	0	0	.000	1	0	1	3.4	1	0	0	0	2	0	6	7.1
vs Oklahoma	12/11/21	*	4	0	1	.000	0	1	.000	0	0	.000	0	1	1	3.1	0	0	0	0	1	0	0	6.3
vs Hofstra	12/18/21		DNP																					
ELON	12/21/21	*	4	0	2	.000	0	0	.000	0	0	.000	0	1	1	2.9	0	0	0	0	0	0	0	5.7
at Mississippi State	12/29/21		6	0	1	.000	0	0	.000	0	0	.000	1	0	1	2.7	0	0	0	1	0	0	0	5.2
VANDERBILT	01/04/22		0+	0	0	.000	0	0	.000	0	0	.000	0	0	0	2.5	0	0	0	0	0	0	0	4.8
Totals		10	109	21	46	.457	1	12	.083	14	17	.824	11	19	30	2.5	4	0	3	2	9	1	57	4.8

CONNOR VANOVER CAREER STATISTICS

Year	GP	GS	Min	Avg	FG	FGA	Pct	3FG	3FGA	Pct	FT	FTA	Pct	Off	Def	Tot	Avg	PF	FO	Ass	TO	Blk	Stl	Pts	Avg
2018-19 (CAL)	28	15	491	17.5	83	177	.469	27	76	.355	16	24	.667	21	62	83	3.0	38	2	5	18	35	7	209	7.5
2020-21 (ARK)	29	27	483	16.7	70	155	.452	24	74	.324	20	21	.952	27	104	131	4.5	37	0	14	21	51	13	184	6.3
2021-22 (ARK)	12	10	109	9.1	21	46	.457	1	12	.083	14	17	.824	11	19	30	2.5	4	0	3	2	9	1	57	4.8
TOTAL	69	52	1083	15.7	174	378	.460	52	162	.321	50	62	.806	59	185	244	3.5	79	2	22	41	95	21	450	6.5

ARKANSAS RAZORBACKS

2021-22 SEASON RESULTS & LEADERS

RECORD:	OVERALL	HOME	AWAY	NEUTRAL
ALL GAMES	10-4	8-1	0-1	2-2
CONFERENCE	0-2	0-1	0-1	0-0
NON-CONFERENCE	10-2	8-0	0-0	2-2

DATE	TIME (CT)	R A N K	OPPONENT	TV	RESULT	ATTEND	RECORD	(SEC)	HIGH POINTS	HIGH REBOUNDS
11/19/21	7:00 pm	16/15	— MERCER	SEC Network Plus	W 74-61	19200	1-0	--	(30) JD Notae	(11) Au'Diese Toney
11/13/21	2:00 pm	16/15	— GARDNER-WEBB	SEC Network Plus	W 86-69	19200	2-0	--	(19) Connor Vanover	(8) Jaylin Williams
11/17/21	7:00 pm	16/15	-- NORTHERN IOWA	SEC Network Plus	W 93-80	19200	3-0	--	(26) Chris Lykes	(9) Stanley Umude
11/22/21	8:00 pm +	13/12	-- vs Kansas State	ESPNews	W 72-64	9409	4-0	--	(14) Chris Lykes (14) Connor Vanover	(9) Au'Diese Toney
11/23/21	8:30 pm +	13/12	-- vs Cincinnati	ESPN2	W 73-67	7255	5-0	--	(19)Au'Diese Toney	(11)Jaylin Williams
11/28/21	3:00 pm	13/12	-- PENN	SEC Network	W 76-60	19200	6-0	--	(28)JD Notae	(9)JD Notae (9)Jaylin Williams
12/01/21	7:00 pm	10/9	-- CENTRAL ARKANSAS	SEC Network Plus	W 97-60	19200	7-0	--	(17)Stanley Umude	(13)Jaylin Williams
12/04/21	3:00 pm	10/9	-- LITTLE ROCK	SEC Network	W 93-78	19200	8-0	--	(18)Au'Diese Toney (18)JD Notae	(8)Au'Diese Toney
12/07/21	8:00 pm	12/10	-- CHARLOTTE	SEC Network	W 86-66	19200	9-0	--	(23)JD Notae	(10)JD Notae
12/11/21	12:30 pm @	12/10	RV/RV vs Oklahoma	ESPN2	66-88 L	12746	9-1	--	(26)Davonte Davis	(7)Jaylin Williams
12/18/21	7:00 pm &	24/19	-- vs Hofstra	—	81-89 L	14685	9-2		(20)JD Notae	(8)Jaylin Williams
12/21/21	6:00 pm	RV/RV	-- ELON	SEC Network	W 81-55	19200	10-2		(21)Chris Lykes	(7)Kamani Johnson (7)JD Notae
12/29/21	4:00 pm *	--/RV	-- at Mississippi State	SEC Network	68-81 L	6629	10-3	0-1	(19)Stanley Umude	(7)Jaxson Robinson (7)Jaylin Williams
01/04/22	7:30 pm *	--/RV	-- VANDERBILT	SEC Network	74-75 L	19200	10-4	0-2	(28)Stanley Umude	(10)Jaylin Williams

Home Games in CAPS | * - Southeastern Conference game | + Hall of Fame Classic (Kansas City, Mo. - T-Mobile Center) | % - Big 12/SEC Challenge
 @ - played in Tulsa, Okla. (BOK Center) | & - played in North Little Rock (Simmons Bank Arena) | ^ - SEC Tournament (Tampa, Fla. - Amalie Arena)

ATTENDANCE SUMMARY	GAMES	TOTALS	AVG/GAME
HOME	9	172800	19200
AWAY	1	6629	6629
NEUTRAL	4	44095	11024
TOTAL	14	223524	15966

ARKANSAS RAZORBACKS

2021-22 COMBINED REPORT

RECORD:	OVERALL	HOME	AWAY	NEUTRAL
ALL GAMES	10-4	8-1	0-1	2-2
CONFERENCE	0-2	0-1	0-1	0-0
NON-CONFERENCE	10-2	8-0	0-0	2-2

#	Player	GP	GS	Min	Avg	• TOTAL •			• 3-PTS •			• REBOUNDS •														
						FG	FGA	Pct	3FG	FGA	Pct	FT	FTA	Pct	Off	Def	Tot	Avg	PF	FO	A	TO	Blk	Stl	Pts	Avg
1	JD Notae	13	12	450	34.6	88	212	.415	28	99	.283	28	38	.737	5	56	61	4.7	31	1	43	31	5	37	232	17.8
11	Chris Lykes	14	2	342	24.4	44	116	.379	16	50	.320	65	75	.867	5	14	19	1.4	24	1	24	17	0	14	169	12.1
5	Au'Diese Toney	14	11	401	28.6	53	80	.663	5	9	.556	48	63	.762	33	45	78	5.6	22	0	13	15	7	10	159	11.4
0	Stanley Umude	14	3	309	22.1	59	123	.480	10	33	.303	19	29	.655	19	38	57	4.1	28	0	11	26	9	13	147	10.5
4	Davonte Davis	14	13	399	28.5	56	118	.475	9	28	.321	18	28	.643	14	45	59	4.2	39	1	52	29	0	16	139	9.9
10	Jaylin Williams	14	12	401	28.6	36	68	.529	3	14	.214	20	37	.541	25	91	116	8.3	33	0	49	27	16	15	95	6.8
14	Jaxson Robinson	9	3	136	15.1	18	44	.409	13	38	.342	3	3	1.000	4	14	18	2.0	10	0	7	5	3	1	52	5.8
23	Connor Vanover	12	10	109	9.1	21	46	.457	1	12	.083	14	17	.824	11	19	30	2.5	4	0	3	2	9	1	57	4.8
20	Kamani Johnson	8	0	53	6.6	6	7	.857	0	0	.000	12	20	.600	8	14	22	2.8	7	0	1	8	5	1	24	3.0
3	Trey Wade	14	2	126	9.0	12	25	.480	2	5	.400	2	4	.500	6	13	19	1.4	10	0	8	5	4	2	28	2.0
2	Khalen Robinson	11	2	66	6.0	6	22	.273	5	16	.313	1	2	.500	2	3	5	0.5	16	0	10	5	0	3	18	1.6
45	Lawson Blake	2	0	3	1.5	0	0	.000	0	0	.000	0	0	.000	0	0	0	0.0	0	0	0	0	0	0	0	0.0
13	Chance Moore	2	0	4	2.0	0	1	.000	0	0	.000	0	0	.000	0	0	0	0.0	2	0	0	0	0	0	0	0.0
21	Cade Arbogast	1	0	1	1.0	0	1	.000	0	1	.000	0	0	.000	0	0	0	0.0	0	0	0	0	0	0	0	0.0
TEAM.....															20	21	41	2.9	0		3				0	
The Hogs.....		14				399	863	.462	92	305	.302	230	316	.728	152	373	525	37.5	226	3	221	173	58	113	1120	80.0
Opponents.....		14				345	799	.432	127	350	.363	176	239	.736	103	347	450	32.1	259	7	196	207	31	86	993	70.9

Team Statistics

	ARK	OPP
SCORING	1120	993
Points per game	80.0	70.9
Scoring margin	+9.1	-
FIELD GOALS-ATT	399-863	345-799
Field goal pct	.462	.432
3 POINT FG-ATT	92-305	127-350
3-point FG pct	.302	.363
3-pt FG made per game	6.6	9.1
FREE THROWS-ATT	230-316	176-239
Free throw pct	.728	.736
F-Throws made per game	16.4	12.6
REBOUNDS	525	450
Rebounds per game	37.5	32.1
Rebounding margin	+5.4	-
ASSISTS	221	196
Assists per game	15.8	14.0
TURNOVERS	173	207
Turnovers per game	12.4	14.8
Turnover margin	+2.4	-
Assist/turnover ratio	1.3	0.9
STEALS	113	86
Steals per game	8.1	6.1
BLOCKS	58	31
Blocks per game	4.1	2.2
ATTENDANCE	172800	50724
Home games-Avg/Game	9-19200	1-6629
Neutral site-Avg/Game	-	4-11024

SCORE BY PERIODS:	1st	2nd	Total
Arkansas	520	600	1120
Opponents	453	540	993

Date	Ark. Rank	Opponent	Result	Score	Attend
11/09/21	16/15	MERCER	W	74-61	19200
11/13/21	16/15	GARDNER-WEBB	W	86-69	19200
11/17/21	16/15	NORTHERN IOWA	W	93-80	19200
+ 11/22/21	13/12	vs Kansas State	W	72-64	9409
+ 11/23/21	13/12	vs Cincinnati	W	73-67	7255
11/28/21	13/12	PENN	W	76-60	19200
12/01/21	10/9	CENTRAL ARKANSAS	W	97-60	19200
12/04/21	10/9	LITTLE ROCK	W	93-78	19200
12/07/21	12/10	CHARLOTTE	W	86-66	19200
@ 12/11/21	12/10	vs RV/RV Oklahoma	L	66-88	12746
& 12/18/21	24/19	vs Hofstra	L	81-89	14685
12/21/21	RV/RV	ELON	W	81-55	19200
* 12/29/21	--/RV	at Mississippi State	L	68-81	6629
* 01/04/22	--/RV	VANDERBILT	L	74-75	19200

* = SEC game

+ Hall of Fame Classic (Kansas City, Mo. - T-Mobile Center)

@ - played in Tulsa, Okla. (BOK Center)

& - played in North Little Rock (Simmons Bank Arena)

% = SEC/Big 12 Challenge

^ - SEC Tournament (Tampa, Fla. - Amalie Arena)

ARKANSAS RAZORBACKS

2021-22 SEASON STATISTICS • ALL GAMES



RECORD:	OVERALL	HOME	AWAY	NEUTRAL
ALL GAMES	10-4	8-1	0-1	2-2
CONFERENCE	0-2	0-1	0-1	0-0
NON-CONFERENCE	10-2	8-0	0-0	2-2

##	Player	GP	GS	Min	Avg	• TOTAL •			• 3-PTS •			• REBOUNDS •														
						FG	FGA	Pct	3FG	FGA	Pct	FT	FTA	Pct	Off	Def	Tot	Avg	PFFO	A	TO	Blk	St	Pts	Avg	
1	JD Notae	13	12	450	34.6	88	212	.415	28	99	.283	28	38	.737	5	56	61	4.7	31	1	43	31	5	37	232	17.8
11	Chris Lykes	14	2	342	24.4	44	116	.379	16	50	.320	65	75	.867	5	14	19	1.4	24	1	24	17	0	14	169	12.1
5	Au'Diese Toney	14	11	401	28.6	53	80	.663	5	9	.556	48	63	.762	33	45	78	5.6	22	0	13	15	7	10	159	11.4
0	Stanley Umude	14	3	309	22.1	59	123	.480	10	33	.303	19	29	.655	19	38	57	4.1	28	0	11	26	9	13	147	10.5
4	Davonte Davis	14	13	399	28.5	56	118	.475	9	28	.321	18	28	.643	14	45	59	4.2	39	1	52	29	0	16	139	9.9
10	Jaylin Williams	14	12	401	28.6	36	68	.529	3	14	.214	20	37	.541	25	91	116	8.3	33	0	49	27	16	15	95	6.8
14	Jaxson Robinson	9	3	136	15.1	18	44	.409	13	38	.342	3	3	1.000	4	14	18	2.0	10	0	7	5	3	1	52	5.8
23	Connor Vanover	12	10	109	9.1	21	46	.457	1	12	.083	14	17	.824	11	19	30	2.5	4	0	3	2	9	1	57	4.8
20	Kamani Johnson	8	0	53	6.6	6	7	.857	0	0	.000	12	20	.600	8	14	22	2.8	7	0	1	8	5	1	24	3.0
3	Trey Wade	14	2	126	9.0	12	25	.480	2	5	.400	2	4	.500	6	13	19	1.4	10	0	8	5	4	2	28	2.0
2	Khalen Robinson	11	2	66	6.0	6	22	.273	5	16	.313	1	2	.500	2	3	5	0.5	16	0	10	5	0	3	18	1.6
45	Lawson Blake	2	0	3	1.5	0	0	.000	0	0	.000	0	0	.000	0	0	0	0.0	0	0	0	0	0	0	0	0.0
13	Chance Moore	2	0	4	2.0	0	1	.000	0	0	.000	0	0	.000	0	0	0	0.0	2	0	0	0	0	0	0	0.0
21	Cade Arbogast	1	0	1	1.0	0	1	.000	0	1	.000	0	0	.000	0	0	0	0.0	0	0	0	0	0	0	0	0.0
TEAM.....															20	21	41	2.9	0		3				0	
Arkansas.....		14				399	863	.462	92	305	.302	230	316	.728	152	373	525	37.5	226	3	221	173	58	113	1120	80.0
Opponents.....		14				345	799	.432	127	350	.363	176	239	.736	103	347	450	32.1	259	7	196	207	31	86	993	70.9

SCORE BY PERIODS:	1st	2nd	Total
Arkansas	520	600	1120
Opponents	453	540	993

DEADBALL REBOUNDS:	OFF	DEF	TOTAL
Arkansas	45	9	54
Opponents	32	6	38

ARKANSAS RAZORBACKS

2021-22 STATISTICS • SEC GAMES ONLY



RECORD:	OVERALL	HOME	AWAY
SEC ONLY	0-2	0-1	0-1

##	Player	GP	GS	Min	Avg	• TOTAL •			• 3-PTS •			• REBOUNDS •				PF	FO	A	TO	Blk	St	Pts	Avg			
						FG	FGA	Pct	3FG	FGA	Pct	FT	FTA	Pct	Off									Def	Tot	Avg
0	Stanley Umude	2	1	60	30.0	18	32	.563	5	11	.455	6	8	.750	3	3	6	3.0	7	0	0	5	1	4	47	23.5
1	JD Notae	1	1	37	37.0	6	17	.353	1	7	.143	3	6	.500	0	2	2	2.0	3	0	5	2	1	5	16	16.0
5	Au'Diese Toney	2	0	54	27.0	7	10	.700	2	3	.667	10	13	.769	2	2	4	2.0	4	0	3	3	1	1	26	13.0
4	Davonte Davis	2	2	34	17.0	7	12	.583	1	4	.250	0	1	.000	0	5	5	2.5	6	0	4	5	0	2	15	7.5
10	Jaylin Williams	2	2	67	33.5	5	12	.417	0	3	.000	5	9	.556	4	13	17	8.5	5	0	8	4	4	2	15	7.5
11	Chris Lykes	2	1	35	17.5	3	12	.250	1	5	.200	4	5	.800	2	1	3	1.5	4	0	3	5	0	2	11	5.5
14	Jaxson Robinson	2	2	62	31.0	3	12	.250	3	12	.250	0	0	.000	1	9	10	5.0	6	0	4	3	1	0	9	4.5
3	Trey Wade	2	1	27	13.5	1	2	.500	1	1	1.000	0	0	.000	0	2	2	1.0	2	0	1	1	0	0	3	1.5
2	Khalen Robinson	1	0	11	11.0	0	3	.000	0	3	.000	0	0	.000	1	0	1	1.0	2	0	1	1	0	0	0	0.0
23	Connor Vanover	2	0	6	3.0	0	1	.000	0	0	.000	0	0	.000	1	0	1	0.5	0	0	0	1	0	0	0	0.0
20	Kamani Johnson	1	0	7	7.0	0	0	.000	0	0	.000	0	0	.000	0	1	1	1.0	1	0	0	0	0	0	0	0.0
TEAM.....															5	2	7	3.5	0		1				0	
Razorbacks.....		2				50	113	.442	14	49	.286	28	42	.667	19	40	59	29.5	40	0	29	31	8	16	142	71.0
Opponents.....		2				50	111	.450	15	42	.357	41	54	.759	23	51	74	37.0	38	2	28	29	4	19	156	78.0

SCORE BY PERIODS:	1st	2nd	Total
Arkansas	71	71	142
Opponents	68	88	156

DEADBALL REBOUNDS:	OFF	DEF	TOTAL
Arkansas	6	3	9
Opponents	8	1	9

2021-22 ARKANSAS RAZORBACKS GAME HIGHS

Opponent	DATE	SCORE	RESULT	POINTS	REBOUNDS	ASSISTS	STEALS	BLOCKED SHOTS
MERCER	11/09/21	74-61	W	30-JD Notae	11-Au'Diese Toney	5-Jaylin Williams	7-JD Notae	2-Jaylin Williams
GARDNER-WEBB	11/13/21	86-69	W	19-Connor Vanover	8-Jaylin Williams	6-Davonte Davis	2-JD Notae Davonte Davis	3-Connor Vanover
NORTHERN IOWA	11/17/21	93-80	W	26-Chris Lykes	9-Stanley Umude	9-JD Notae	2-JD Notae	3-Jaylin Williams
vs Kansas State	11/22/21	72-64	W	14-Connor Vanover Chris Lykes	9-Au'Diese Toney	5-JD Notae	3-JD Notae	1-Jaylin Williams Stanley Umude Connor Vanover
vs Cincinnati	11/23/21	73-67	W	19-Au'Diese Toney	11-Jaylin Williams	4-Jaylin Williams	2-JD Notae Jaylin Williams	1-Connor Vanover JD Notae Kamani Johnson
PENN	11/28/21	76-60	W	28-JD Notae	9-Jaylin Williams JD Notae	6-Jaylin Williams	2-JD Notae Davonte Davis	1-JD Notae Stanley Umude Kamani Johnson
CENTRAL ARKANSAS	12/01/21	97-60	W	17-Stanley Umude	13-Jaylin Williams	6-JD Notae	3-JD Notae	2-Stanley Umude Jaylin Williams
LITTLE ROCK	12/04/21	93-78	W	18-JD Notae Au'Diese Toney	8-Au'Diese Toney	7-Davonte Davis	2-JD Notae Chris Lykes	1-Au'Diese Toney Jaylin Williams
CHARLOTTE	12/07/21	86-66	W	23-JD Notae	10-JD Notae	8-Davonte Davis	4-JD Notae	2-Connor Vanover
vs Oklahoma	12/11/21	66-88	L	26-Davonte Davis	7-Jaylin Williams	3-Davonte Davis JD Notae	2-JD Notae Au'Diese Toney	1-Jaylin Williams Connor Vanover JD Notae
vs Hofstra	12/18/21	81-89	L	20-JD Notae	8-Jaylin Williams	4-Davonte Davis Khalen Robinson	3-Chris Lykes	2-Jaylin Williams Stanley Umude
ELON	12/21/21	81-55	W	21-Chris Lykes	7-JD Notae Kamani Johnson	6-Davonte Davis	1-Khalen Robinson Jaylin Williams JD Notae Chris Lykes Trey Wade	3-Trey Wade Kamani Johnson
at Mississippi State	12/29/21	68-81	L	19-Stanley Umude	7-Jaylin Williams Jaxson Robinson	6-Jaylin Williams	2-Davonte Davis Stanley Umude	3-Jaylin Williams
VANDERBILT	01/04/22	74-75	L	28-Stanley Umude	10-Jaylin Williams	5-JD Notae	5-JD Notae	1-Jaylin Williams JD Notae Jaxson Robinson Au'Diese Toney

LED TEAM IN POINTS (including ties)	
Notae	5
Lykes	3
Vanover	2
Toney	2
Umude	2
Davis	1

LED TEAM IN REBS (including ties)	
Williams	8
Toney	3
Notae	3
Umude	1
Johnson	1
J. Robinson	1

LED TEAM IN ASSISTS (including ties)	
Davis	6
Williams	4
Notae	4
K. Robinson	1

LED TEAM IN STEALS (including ties)	
Notae	11
Lykes	3
Davis	3
Williams	2
Toney	1
K. Robinson	1
Wade	1
Umude	1

LED TEAM IN BLKS (including ties)	
Williams	8
Vanover	5
Notae	4
Umude	3
Johnson	3
Toney	2
Wade	1
J. Robinson	1

2020-21 RAZORBACK GAME-BY-GAME STATISTICS

Opponent	Date	Score	W/L	• TOTAL •			• 3-PTRS •						• REBOUNDS •										
				FG	FGA	Pct	3FG	FGA	Pct	FT	FTA	Pct	Off	Def	Tot	Avg	PF	A	TO	Blk	Stl	Pts	Avg
MERCER	11/09/21	74-61	W	26	55	.473	6	21	.286	16	22	.727	11	24	35	35.0	6	13	15	2	12	74	74.0
GARDNER-WEBB	11/13/21	86-69	W	32	68	.471	13	27	.481	9	15	.600	12	27	39	37.0	17	23	9	5	6	86	80.0
NORTHERN IOWA	11/17/21	93-80	W	35	69	.507	10	24	.417	13	17	.765	7	32	39	37.7	14	21	5	6	7	93	84.3
vs Kansas State	11/22/21	72-64	W	21	58	.362	3	22	.136	27	34	.794	13	28	41	38.5	20	9	12	3	7	72	81.2
vs Cincinnati	11/23/21	73-67	W	23	66	.348	3	17	.176	24	32	.750	18	28	46	40.0	15	12	11	3	6	73	79.6
PENN	11/28/21	76-60	W	32	63	.508	3	17	.176	9	16	.563	11	33	44	40.7	14	17	15	3	8	76	79.0
CENTRAL ARKANSAS	12/01/21	97-60	W	40	73	.548	4	18	.222	13	26	.500	13	34	47	41.6	17	22	12	5	16	97	81.6
LITTLE ROCK	12/04/21	93-78	W	34	60	.567	6	20	.300	19	26	.731	8	23	31	40.2	16	20	8	2	8	93	83.0
CHARLOTTE	12/07/21	86-66	W	34	64	.531	3	13	.231	15	20	.750	15	26	41	40.3	13	14	13	3	9	86	83.3
vs Oklahoma	12/11/21	66-88	L	21	61	.344	7	24	.292	17	18	.944	9	20	29	39.2	18	10	14	3	6	66	81.6
vs Hofstra	12/18/21	81-89	L	29	65	.446	12	31	.387	11	13	.846	6	27	33	38.6	20	17	15	5	7	81	81.5
ELON	12/21/21	81-55	W	22	48	.458	8	22	.364	29	35	.829	10	31	41	38.8	16	14	13	10	5	81	81.5
at Mississippi State	12/29/21	68-81	L	25	59	.424	8	27	.296	10	14	.714	11	20	31	38.2	20	15	17	4	5	68	80.5
VANDERBILT	01/04/22	74-75	L	25	54	.463	6	22	.273	18	28	.643	8	20	28	37.5	20	14	14	4	11	74	80.0
Arkansas		1120		399	863	.462	92	305	.302	230	316	.728	152	373	525	37.5	226	221	173	58	113	1120	80.0
Opponents		993		345	799	.432	127	350	.363	176	239	.736	103	347	450	32.1	259	196	207	31	86	993	70.9

Games played: 14

Points/game: 80.0

FG Pct: 46.2

3FG Pct: 30.2

FT Pct: 72.8

Rebounds/game: 37.5

Assists/game: 15.8

Turnovers/game: 12.4

Assist/turnover ratio: 1.3

Steals/game: 8.1

Blocks/game: 4.1

2021-22 OPPONENT GAME-BY-GAME STATISTICS

Opponent	Date	Score	W/L	• TOTAL •			• 3-PTRS •						• REBOUNDS •										
				FG	FGA	Pct	3FG	FGA	Pct	FT	FTA	Pct	Off	Def	Tot	Avg	PF	A	TO	Blk	Stl	Pts	Avg
MERCER	11/09/21	74-61	W	23	51	.451	13	31	.419	2	6	.333	4	18	22	22.0	16	17	18	2	7	61	61.0
GARDNER-WEBB	11/13/21	86-69	W	24	53	.453	13	31	.419	8	11	.727	5	24	29	25.5	18	17	15	2	4	69	65.0
NORTHERN IOWA	11/17/21	93-80	W	27	67	.403	17	37	.459	9	13	.692	9	29	38	29.7	14	17	12	2	3	80	70.0
vs Kansas State	11/22/21	72-64	W	22	59	.373	3	22	.136	17	23	.739	12	29	41	32.5	25	7	15	3	7	64	68.5
vs Cincinnati	11/23/21	73-67	W	24	59	.407	8	24	.333	11	13	.846	6	26	32	32.4	28	8	14	5	1	67	68.2
PENN	11/28/21	76-60	W	21	57	.368	7	27	.259	11	16	.688	6	22	28	31.7	14	11	15	1	9	60	66.8
CENTRAL ARKANSAS	12/01/21	97-60	W	22	55	.400	9	21	.429	7	15	.467	5	26	31	31.6	19	13	25	1	6	60	65.9
LITTLE ROCK	12/04/21	93-78	W	27	56	.482	8	21	.381	16	23	.696	8	23	31	31.5	19	16	14	3	3	78	67.4
CHARLOTTE	12/07/21	86-66	W	25	56	.446	6	24	.250	10	11	.909	4	17	21	30.3	17	15	12	3	5	66	67.2
vs Oklahoma	12/11/21	66-88	L	28	51	.549	13	22	.591	19	22	.864	5	31	36	30.9	19	18	16	1	7	88	69.3
vs Hofstra	12/18/21	81-89	L	31	65	.477	7	22	.318	20	23	.870	8	32	40	31.7	9	17	11	0	9	89	71.1
ELON	12/21/21	81-55	W	21	59	.356	8	26	.308	5	9	.556	8	19	27	31.3	23	12	11	4	6	55	69.8
at Mississippi State	12/29/21	68-81	L	27	59	.458	5	17	.294	22	28	.786	15	24	39	31.9	12	15	12	3	12	81	70.6
VANDERBILT	01/04/22	74-75	L	23	52	.442	10	25	.400	19	26	.731	8	27	35	32.1	26	13	17	1	7	75	70.9
Opponents		993		345	799	.432	127	350	.363	176	239	.736	103	347	450	32.1	259	196	207	31	86	993	70.9
Arkansas		1120		399	863	.462	92	305	.302	230	316	.728	152	373	525	37.5	226	221	173	58	113	1120	80.0

Games played: 14

Points/game: 70.9

FG Pct: 43.2

3FG Pct: 36.3

FT Pct: 73.6

Rebounds/game: 32.1

Assists/game: 14.0

Turnovers/game: 14.8

Assist/turnover ratio: 0.9

Steals/game: 6.1

Blocks/game: 2.2

ARKANSAS RAZORBACKS

2021-22 GAME-BY-GAME POINTS-ASSISTS-REBOUNDS

				0	1	2	3	4	5	10	11	13	14	20	21	23	45
Opponent	Date	Score	WL	Umude	Notae	K. Robinson	Wade	Davis	Toney	Williams	Lykes	Moore	J. Robinson	Johnson	Arbogast	Vanover	Blake
MERCER	11/09/21	74-61	W	6-3-1	30-2-2	0-2-0	0-0-0	0-4-1	18-11-2	4-8-5	16-2-1	DNP	DNP	0-1-1	--	DNP	DNP
GWU	11/13/21	86-69	W	9-4-3	18-1-0	3-0-3	5-2-3	10-3-6	3-5-1	3-8-5	5-0-0	0-0-0	6-1-0	5-6-0	--	19-7-2	DNP
UNI	11/17/21	93-80	W	10-9-1	17-8-9	DNP	4-0-1	10-4-1	13-6-0	11-6-7	26-1-2	DNP	DNP	DNP	--	2-1-0	DNP
vs KSTATE	11/22/21	72-64	W	10-4-0	11-4-5	0-0-0	0-1-0	4-4-1	13-9-0	6-8-1	14-3-2	DNP	DNP	DNP	--	14-5-0	DNP
vs CINCY	11/23/21	73-67	W	4-1-0	13-4-1	DNP	1-3-0	8-5-3	19-9-1	5-11-4	15-1-3	DNP	DNP	0-2-0	--	8-6-0	DNP
PENN	11/28/21	76-60	W	19-7-0	28-9-5	0-0-0	0-0-0	6-5-5	12-4-0	3-9-6	0-1-1	DNP	0-0-0	2-3-0	--	6-4-0	DNP
UCA	12/01/21	97-60	W	17-8-1	10-4-6	6-2-1	4-4-0	16-6-3	16-2-3	8-13-2	9-0-5	0-0-0	7-1-0	2-2-0	--	2-3-1	0-0-0
LR	12/04/21	93-78	W	9-3-1	18-1-2	0-0-0	4-0-1	16-4-7	18-8-2	9-7-4	14-3-1	DNP	5-3-2	DNP	--	0-0-0	DNP
CLT	12/07/21	86-66	W	0-3-0	23-10-1	3-0-0	0-1-0	18-4-8	6-7-0	15-8-2	13-2-3	DNP	2-0-0	0-0-0	--	6-1-0	DNP
vs OU	12/11/21	66-88	L	8-4-0	13-3-3	0-0-0	0-0-0	26-5-3	6-5-1	7-7-1	6-1-2	DNP	DNP	DNP	--	0-1-0	DNP
vs HOF	12/18/21	81-89	L	6-5-3	20-6-2	3-0-4	0-1-0	9-4-4	9-7-0	6-8-3	19-0-0	DNP	9-0-1	DNP	--	DNP	DNP
ELON	12/21/21	81-55	W	2-0-1	15-7-2	3-0-1	7-5-2	1-6-6	0-1-0	3-6-1	21-2-1	DNP	14-3-0	15-7-0	0-0-0	0-1-0	0-0-0
at MSU	12/29/21	68-81	L	19-3-0	DNP	0-1-1	3-0-1	15-5-4	6-1-0	9-7-6	10-0-2	DNP	6-7-1	DNP	DNP	0-1-0	DNP
VANDY	01/04/22	74-75	L	28-3-0	16-2-5	DNP	0-2-0	0-0-0	20-3-3	6-10-2	1-3-1	DNP	3-3-3	0-1-0	DNP	0-0-0	DNP

ARKANSAS RAZORBACKS

2021-22 STARTING LINEUPS

Date	Opponent		1st SUB(S)					Outcome	RECORD BY LINEUP:					RECORD BY STARTER			
Nov. 9	MER	Davis	Notae	Toney	K. Robinson	Umude	Williams	W, 74-61	K. Robinson	Notae	Davis	Toney	Umude	1-0	Notae	12	10-2
Nov. 13	GWU	Davis	Notae	Toney	Williams	Vanover	Lykes	W, 86-69	Davis	Notae	Toney	Williams	Vanover	8-1	Davis	13	9-4
Nov. 17	UNI	Davis	Notae	Toney	Williams	Vanover	Umude	W, 93-80	K. Robinson	Davis	Toney	Umude	Williams	0-1	Toney	11	9-2
Nov. 22	vs K-State	Davis	Notae	Toney	Williams	Vanover	Umude	W, 72-64	Lykes	Notae	J. Robinson	Wade	Vanover	1-0	Williams	12	8-4
Nov. 23	vs Cincy	Davis	Notae	Toney	Williams	Vanover	Lykes/Umude	W, 73-67	Lykes	Davis	J. Robinson	Wade	Williams	0-1	Vanover	10	9-1
Nov. 28	PENN	Davis	Notae	Toney	Williams	Vanover	Umude	W, 76-60	Notae	Davis	J. Robinson	Umude	Williams	0-1	K. Robinson	2	1-1
Dec. 1	UCA	Davis	Notae	Toney	Williams	Vanover	Lykes	W, 97-60							Umude	3	1-2
Dec. 4	LR	Davis	Notae	Toney	Williams	Vanover	Umude	W, 93-78							Lykes	2	1-1
Dec. 7	CLT	Davis	Notae	Toney	Williams	Vanover	Lykes	W, 86-66							J. Robinson	3	1-2
Dec. 11	vs OU	Davis	Notae	Toney	Williams	Vanover	Lykes	L, 66-88							Wade	2	1-1
Dec. 18	vs HOF	Davis	K. Robinson	Toney	Williams	Umude	Notae	L, 81-89									
Dec. 21	ELON	Lykes	Notae	Wade	J. Robinson	Vanover	Williams/Toney/Davis	W, 81-55									
Dec. 29	at MSU	Davis	Lykes	Wade	Williams	J. Robinson	Toney	L, 68-81									
Jan. 4	VANDY	Davis	Notae	Umude	Williams	J. Robinson	Toney	L, 74-75									
														RECORD BY 1ST SUB (including ties)			
														Umude	5	5-0	
														Lykes	5	4-1	
														Williams	1	1-0	
														Notae	1	0-1	
														Toney	2	0-2	

ARKANSAS RAZORBACKS

2020-21 SPECIALTY STATS (ARKANSAS/OPPONENT)

Opponent	Pts Off TO	Pts In Paint	2nd Chance	Fast Break	Bench	Ties	Lead Chng	Ark Largest Lead	Best Ark Run	Opp Largest Lead	Best Opp Run	Ark Led	Opp Led	Gm Tied
MERCER	21 / 10	36 / 8	15 / 3	14 / 0	20 / 12	4	10	15 0:19 2nd	11-0	10 2:57 1st	7-0	24:21	13:26	2:13
GARDNER-WEBB	15 / 8	34 / 20	15 / 3	12 / 3	33 / 25	2	2	31 7:42 2nd	14-0	6 6:46 1st	8-0	31:08	5:15	3:37
NORTHERN IOWA	20 / 8	42 / 16	11 / 16	20 / 12	40 / 20	10	18	13 0:18 2nd	13-0	6 5:49 1st	9-0	23:52	10:38	5:43
vs Kansas State	13 / 17	30 / 34	16 / 8	9 / 8	24 / 28	1	0	18 HALFTIME	8-0	0 -- --	7-0	39:18	--	0:42
vs Cincinnati	14 / 13	28 / 28	14 / 4	8 / 6	20 / 27	11	14	6 0:01 2nd	8-0	4 5:57 2nd	6-0	18:18	16:51	4:51
PENN	16 / 14	48 / 22	16 / 7	13 / 4	21 / 22	2	2	22 15:50 2nd	9-0	3 18:49 1st	9-0	36:25	2:12	1:23
CENTRAL ARK	29 / 13	60 / 16	9 / 2	32 / 22	45 / 17	3	4	37 0:49 2nd	12-0	2 8:19 1st	5-0	37:27	0:42	1:51
LITTLE ROCK	23 / 12	48 / 16	9 / 6	21 / 5	32 / 35	0	2	17 17:32 2nd	7-0	1 19:27 1st	8-0	38:43	1:00	0:17
CHARLOTTE	14 / 10	50 / 38	18 / 6	17 / 9	18 / 22	2	5	20 0:36 2nd	10-0	3 18:49 1st	6-0	34:24	3:53	1:43
vs Oklahoma	24 / 17	22 / 24	2 / 6	6 / 12	14 / 14	0	0	-- -- --	9-0	26 1:09 2nd	17-0	--	39:16	0:44
vs Hofstra	10 / 22	26 / 44	6 / 8	27 / 11	48 / 9	4	4	3 13:42 1st	11-0	14 8:26 2nd	10-0	0:43	35:46	3:31
ELON	19 / 12	26 / 22	15 / 8	19 / 1	24 / 18	5	6	30 7:08 2nd	17-0	5 6:11 1st	13-0	32:07	4:08	3:53
at Miss State	12 / 25	28 / 32	6 / 14	9 / 13	25 / 20	7	6	5 12:12 1st	5-0	16 4:57 2nd	7-0	27:59	6:09	5:53
VANDERBILT	23 / 20	30 / 24	5 / 9	14 / 13	21 / 22	8	16	9 0:56 1st	7-0	6 1:50 2nd	10-0	19:04	17:05	3:52

RED INDICATES
LARGEST UA LEADS
IN LOSS

RED INDICATES
UA LARGEST DEFICITS/
COMEBACKS IN A WIN

DEFLECTIONS (Thru Game 14) (ARK career Only unless noted*)

Player	17-18	18-19	19-20	20-21	21-22	Career
Davis	-	-	-	160	57	217
Johnson	-	NA	NA	RS	8	8
Lykes	NA	NA	NA	NA	55	55
Moore	-	-	-	-	0	0
Notae	NA	NA	RS	133	93	226
J. Robinson	-	-	-	NA	14	14
K. Robinson	-	-	-	4	12	16
Toney	-	NA	NA	NA	48	48
Umude	NA	NA	NA	NA	46	46
Vanover	-	NA	RS	104	19	123
Wade	NA	JC	NA	NA	22	22
Williams	-	-	-	81	79	160

MOST IN A GAME 2021-22:

- 13 Notae (Vandy)
11 Notae (K-ST)
10 Notae (CLT) • Williams (CLT) • Williams (@MSU)
9 Notae (MER) • Davis (MER) • Williams (UCA)
Notae (LR) • Lykes (HOF) • Williams (Vandy)

CHARGES DRAWN (Thru Game 14) (ARK career Only unless noted*)

Player	17-18	18-19	19-20	20-21	21-22	Career
Davis	-	-	-	2	0	2
Johnson	-	NA	NA	RS	0	0
Lykes	NA	NA	NA	NA	8	8
Moore	-	-	-	-	0	0
Notae	NA	NA	RS	6	1	7
J. Robinson	-	-	-	0	0	0
K. Robinson	-	-	-	2	1	3
Toney	-	3*	4*	4*	1	12*
Umude	NA	NA	NA	NA	3	3
Vanover	-	NA	RS	0	0	0
Wade	NA	JC	NA	NA	0	0
Williams	-	-	-	16	13	29

MOST IN A GAME 2021-22:

- 4 Williams (Cincy)
3 Williams (GWU) • Lykes (OU)

DUNKS (Thru Game 14) (ARK career Only unless noted*)

Player	17-18	18-19	19-20	20-21	21-22	Career
Davis	-	-	-	5	3	8
Johnson	-	NA	NA	RS	1	1
Lykes	NA	NA	NA	NA	0	0
Moore	-	-	-	-	0	0
Notae	NA	1*	RS	3	0	4
J. Robinson	-	-	-	0	1	1
K. Robinson	-	-	-	0	0	0
Toney	NA	7*	9*	6*	6	28*
Umude	NA	NA	NA	NA	12	12
Vanover	-	NA	RS	20	5	25
Wade	NA	JC	23*	12*	5	39*
Williams	-	-	-	3	6	9

MOST IN A GAME 2021-22:

- 3 Umude (K-State)

LAST TIME AN ARKANSAS PLAYER...

• SCORING •

Scored 25 Points: 28 Stanley Umude vs Vanderbilt (01/04/22)

Scored 30 Points: 30 JD Notae vs Mercer (11/09/21)

Scored 40 Points: 40 Mason Jones vs Auburn (02/04/20)

Scored 50 Points: 51 Rotnei Clarke vs. Alcorn State (11/13/09)

RECORD: 51 Rotnei Clarke vs. Alcorn State (11/13/09)

• FIELD GOALS MADE •

Made 15 Field Goals: 15 (15-21) Rotnei Clarke vs. Alcorn State (11/13/09)

Made 20 Field Goals: 20 (2-30) Dean Tolson vs. Texas A&M (03/02/74)

RECORD: 20 (20-30) Dean Tolson vs. Texas A&M (03/02/74)

• FIELD GOALS ATTEMPTED •

Attempted 20 Field Goals: 20 (11-20) Stanley Umude vs Vanderbilt (01/04/22)

Attempted 25 Field Goals: 26 (11-26) JD Notae vs Mercer (11/09/21)

RECORD: 30 (20-30) Dean Tolson vs. Texas A&M (03/02/74)

• FIELD GOAL PERCENTAGE •

Shot 100% FG (Min. 7 att): Daniel Gafford (7-7) at Texas Tech (01/26/19)

RECORD (min 8 att): 100% 8x - Best: Daryll Saulsberry (10-10) 1975

• 3-POINTERS MADE •

Made 7 3-pointers: 8 (8-11) Mason Jones at Texas A&M (03/07/20)

Made 10 3-pointers: 10 (10-13) by Isaiah Joe vs. FIU (12/01/18)

Made 11-Plus 3-pointers: 13 (13-17) by Rotnei Clarke vs. Alcorn State (11/13/09)

RECORD: 13 (13-17) by Rotnei Clarke vs. Alcorn State (11/13/09) (SEC record)

• 3-POINTERS ATTEMPTED •

Attempted 15 3-Pointers: 15 (6-15) Isaiah Joe at Texas A&M (03/07/20)

Attempted 20 3-Pointers: 24 (10-24) Pat Bradley vs. North Texas (12/30/98)

RECORD: 24 (10-24) Pat Bradley vs. North Texas (12/30/98) (SEC record)

• FREE THROWS MADE •

Made 10 Free Throws: 12 Chris Lykes (12-12) vs Elon (12/21/21)

Made 15 Free Throws: 16 (16-19) Moses Moody vs Alabama (02/24/21)

Made 20 Plus Free Throws: 22 (22-24) Martin Terry vs. Texas A&M (01/22/72)

RECORD: 22 (22-24) by Martin Terry vs. Texas A&M (01/22/72)

• FREE THROWS ATTEMPTED •

Attempted 15 Free Throws: 19 (16-19) Mason Jones vs Tennessee (02/26/20)

Attempted 20 Free Throws: 21 (18-21) Moses Moody vs Alabama (02/24/21)

Attempted 24 Plus Free Throws: 24 (22-24) Martin Terry vs. Texas A&M (01/22/72)

RECORD: 24 (22-24) Martin Terry vs. Texas A&M (01/22/72)

• FREE THROW PERCENTAGE •

Shot 100% FT (min 10 att): Chris Lykes (12-12) vs Elon (12/21/21)

RECORD (min. 11 att): 9x - Best: Tommy Boyer (18-18) in 1963

• REBOUNDS •

Grabbed 10-14 Rebounds: 10 Jaylin Williams (01/04/21)

Grabbed 15-20 Rebounds: 17 Justin Smith vs Oral Roberts (12/20/20)

Grabbed 20-Plus Rebounds: 23 Nick Davis vs. Jackson State (11/21/97)

RECORD: 23 by Nick Davis vs. Jackson State (11/21/97)

• Grabbed 10 Offensive Rebounds: 11 Justin Smith vs Oral Roberts (03/27/21)

• Grabbed 14 Defensive Rebounds: 14 Connor Vanover vs North Texas (11/28/20)

• ASSISTS •

Had 10 Assists: 10 by Jalen Tate vs Georgia (01/09/21)

Had 15 Assists: 15 by Dontell Jefferson vs. Portland State (11/18/05)

RECORD: 15 by Dontell Jefferson vs. Portland State (11/18/05)

• STEALS •

Had 5 Steals: 5 JD Notae vs Vanderbilt (01/04/22)

Had 6-7 Steals: 7 JD Notae vs Mercer (11/09/21)

Had 8-9 Steals: 9 Robert Shepard at Arizona (12/06/92)

RECORD: 9 by Robert Shepard at Arizona (12/06/92)

• BLOCKED SHOTS •

Had 5 Blocks: 5 Connor Vanover at Oklahoma State (01/30/21)

Had 6-9 Blocks: 6 Connor Vanover vs North Texas (11/28/20)

Had 10 Blocks: 10 Steven Hill vs. Texas State (12/06/05)

RECORD: 10 Steven Hill vs. Texas St. (12/06/05) & Oliver Miller vs. Texas (02/04/90)

• TURNOVERS •

Committed 5-9 Turnovers: 5 Davonte Davis vs Charlotte (12/07/21)

Committed 10 Plus Turnovers: 10 Courtney Fortson at South Carolina (02/21/09)

• MINUTES PLAYED •

39 Minutes (Regulation): 39:12 JD Notae vs Mercer (11/09/21)

40 Minutes (Regulation): 40:00 Justin Smith vs Colgate (03/19/21)

40 Minutes (OT): 40:00 Jimmy Whitt Jr., at Missouri (02/08/20)

45 Plus Minutes: 47 by BJ Young vs. Auburn (01/16/13)

• MISCELLANEOUS •

2 Players Scored 20+ Pts In Same Game: Stanley Unude (28) & Au'Diese Toney (20) vs Vanderbilt (01/04/21)

3 Players Scored 20+ Pts in Same Game: at South Carolina (03/02/20)

Moses Moody (28), Justin Smith (22) and JD Notae (21)

2 Players Scored 20+ Pts In Back-To-Back Gms: Mason Jones (37/26) & Isaiah Joe (22/26)

vs Tennessee (02/26/20) and at Georgia (02/29/20)

2 Players Scored 20+ Pts In 3 Straight: Mason Jones (41/20/21) & Isaiah Joe (20/21/24)

vs Tulsa (12/14/19), Valpo (12/21/19) and Indiana (12/29/19)

8 Players Scored in Double Digits: Mississippi Valley State (11/25/20)

Connor Vanover (25), Desi Sills (19), Moses Moody (16), Vance Jackson (15)

Khalen Robinson (15), Justin Smith (13), JD Notae (13), Jalen Tate (12)

Scored 20 or More Points in Five-Plus Consecutive Games: (5) by Mason Jones

37, 26, 36, 30, 22 (02/26/20 to 03/11/20)

Scored 20 or More Points in 10-Plus Consecutive Games: (11) by Todd Day

20, 23, 26, 26, 22, 31, 23, 21, 27, 21, 20 (12/01/90 to 01/12/91)

Scored 30 or More Points in 3 Straight Games: Mason Jones (only Razorback)

34 vs. S. Carolina (01/29/20), 30 at Alabama (02/01/20), 40 vs Auburn (02/04/20)

Most Points in Back-To-Back Games: 82 by Martin Terry

35 at TCU (02/20/73) and 47 vs. SMU (02/24/73)

Consecutive Free Throws Made: 48 by Ricky Medlock (20 gms; 12/21/74 to 03/04/75)

Double-Double: Pts/Rebs: JD Notae (23 & 10) vs Charlotte (12/07/21)

Double-Double: Pts/Assists: Jalen Tate (15 & 10) vs Georgia (01/09/21)

Two Players with Double-Double in Same Game: vs Oral Roberts (12/20/20)

Justin Smith (22 pts, 17 rebs) and Desi Sills (16 pts, 10 rebs)

Three Players with Double-Double in Same Game: vs Alabama (01/16/10) – Marshawn Powell

18 pts, 10 rebs), Mike Washington (17 pts, 13 rebs) and Courtney Fortson (12 pts, 10 assists)

Had 5-Plus Assists in 5-Plus Consecutive Games: (6) by Jalen Harris

11, 6, 10, 12, 7, 10 (11/21/81 thru 12/15/18)

Had 10 or More Assists in Back-to-Back Games: Jalen Harris

10 vs. FIU (12/01/18) and 12 at Colorado State (12/05/18)

Three-Plus Players with 5-Plus Assists in a Game: vs. Montana State (11/21/18)

Jalen Harris (11), Isaiah Joe (5) and Desi Sills (5)

Had 5 or More Steals in Back-to-Back Games: Ronnie Brewer

5 vs. Western Illinois (01/01/06) and 5 vs. Mississippi State (01/07/06)

LAST TIME AN OPPONENT PLAYER...

• SCORING •

Scored 30 Points: 30 Saben Lee vs Vanderbilt (03/11/20)

Scored 40 Points: 45 Jodie Meeks vs. Kentucky (02/14/09)

Scored 50 Points: 56 Oscar Robertson vs. Cincinnati (03/15/58) (most on record)

• FIELD GOALS MADE •

Made 15 Field Goals: 17 (17-24) Jodie Meeks vs. Kentucky (02/14/09)

Made 20 Field Goals: 21 Oscar Robertson vs. Cincinnati (03/15/58) (most on record)

• FIELD GOALS ATTEMPTED •

Attempted 20 Field Goals: 22 (11-22) Braden Shackelford at Alabama (02/01/20)

Attempted 25 Field Goals: 28 (11-28) Devan Downey vs. South Carolina (02/17/10)

• FIELD GOAL PERCENTAGE •

Shot 100% FG (Min. 7 att): Adam Wing (8-8) vs. Evansville (12/08/15)

• 3-POINTERS MADE •

Made 7 3-pointers: 7 (7-15) Tyler Hall vs. Montana State (11/21/18)

Made 10 3-pointers: 10 (10-19) Lance Weems at Auburn (01/06/96)

• 3-POINTERS ATTEMPTED •

Attempted 15 3-pointers: 15 (7-15) Tyler Hall vs. Montana State (11/21/18)

Attempted 20 3-pointers: 22 (5-22) Jeff Fryer vs. Loyola Marymount (03/16/89)

• FREE THROWS MADE •

Made 10 Free Throws: 12 (12-15) Xavier Pinson (01/02/21)

Made 15 Free Throws: 15 (15-17) Keyontae Johnson at Florida (02/18/20)

• FREE THROWS ATTEMPTED •

Attempted 15 Free Throws: 15 (12-15) Xavier Pinson (01/02/21)

Attempted 20 Free Throws: 24 (18-24) Frank Williams vs. Illinois (12/08/01)

• FREE THROW PERCENTAGE •

Shot 100% FT (min 10 att): 14-14 Grant Williams at Tennessee (01/15/19)

• REBOUNDS •

Grabbed 15-19 Rebounds: 18 Kevin Samuel vs TCU (01/25/20)

Grabbed 20 Rebounds: 20 Antonio McDyess vs. Alabama (03/11/95)

• Grabbed 10 Offensive Rebounds: 11 Tyler Davis at Texas A&M (01/30/18)

• Grabbed 10 Defensive Rebounds: 10 Abayomi Iyiola vs Hofstra (12/18/21)

• ASSISTS •

Had 10 Assists: 11 Tremont Waters vs. LSU (01/12/19)

Had 13 Assists: 13 Chuck Evans at Mississippi State (01/27/93) (on record)

• STEALS •

Had 5 Steals: 6 Alpha Diallo at Providence (03/19/19)

Had 8 Steals: 8 Terry Conerway vs. Texas State (12/21/02)

• BLOCKED SHOTS •

Had 6-9 Blocks: 7 Stefan Moody at Ole Miss (02/13/16)

Had 10 Plus Blocks: 10 P.J. Roberson vs. Grambling State (11/26/11)

• TURNOVERS •

Committed 5-9 Turnovers: 7 Scotty Pippen Jr vs Vanderbilt (01/04/22)

Committed 10 Plus Turnovers: 12 Devin Gibson vs. UTSA (12/12/07)

LAST TIME ARKANSAS HIGHS...

• SCORING •

Scored 100-119 Points: 101 at South Carolina (103/02/21)

Scored 120-Plus Points: 142 vs. Mississippi Valley State (11/25/20)

Scored 50 Points in 1st Half: 61 vs Miss Valley State (11/25/20)

Scored 50 Points in 2nd Half: 56 vs Central Arkansas (12/01/21)

Scored 60 or More Points in a Half: 61 (1st) vs. Miss Valley State (11/25/20)

Scored 70 or More Points in a Half: 71 (1st) vs. Alcorn (11/13/09)

Scored 80 or More Points in a Half: 81 (2nd) vs. Miss Valley State (11/25/20)

Most Points in a Half: 88 (2nd) vs. U.S. International (12/09/89)

• FIELD GOALS MADE •

Made 40 Field Goals: 40 (40-73) vs Central Arkansas (12/01/21)

Made 50 Field Goals: 57 (57-99) vs. Troy (12/10/96)

RECORD: 68 (68-101) vs. U.S. International (12/09/89)

• FIELD GOALS ATTEMPTED •

Attempted 80 Field Goals: 86 (48-86) vs Miss Valley State (11/25/20)

Attempted 90 Field Goals: 99 (57-99) vs. Troy (12/10/96)

Attempted 100 Field Goals: 101 (68-101) vs. US International (12/09/89)

RECORD: 101 (68-101) vs. U.S. International (12/09/89)

• FIELD GOAL PERCENTAGE •

Shot 60% FG: 60.9 (42-69) vs. FIU (12/01/18)

Shot 70% or Better FG: 72.7 (32-44) vs. Alabama State (12/21/83)

RECORD: 79.4 (27-34) vs. Texas Tech (1979)

• 3-POINTERS MADE •

Made 15 3-pointers: 15 (15-33) at South Carolina (03/02/21)

Made 20 3-pointers: 20 (20-40) vs Miss Valley State (11/25/20)

RECORD: 21 (21-37) vs. Troy (12/10/96)

• 3-POINTERS ATTEMPTED •

Attempted 30 3-pointers: 33 (15-33) at South Carolina (02/03/21)

Attempted 40 3-pointers: 40 (20-40) vs Miss Valley State (11/25/20)

RECORD: 54 (19-54) vs. North Texas (12/30/98)

• 3-POINT PERCENTAGE •

Shot 50% 3PT FG (min. 15 att): 57.1 (12-21) vs Georgia (01/09/21)

Shot 60% or Better 3PT FG (min. 15 att): 61.1 (11-18) at Vanderbilt (03/06/19)

RECORD (min. 15 att): 66.7 (16-24) vs. Mississippi State (01/09/16)

• FREE THROWS MADE •

Made 20 Free Throws: 29 (29-35) vs Elon (12/21/21)

Made 30 Free Throws: 36 (36-54) vs LSU (03/04/20)

Made 40 Free Throws: 41 (41-49) at Kentucky (01/25/92)

RECORD: 48 (48-53) vs. Ole Miss (01/17/04)

• FREE THROW ATTEMPTS •

Attempted 40 Free Throws: 43 (27-43) vs Alabama (02/24/21)

Attempted 50 Free Throws: 54 (36-54) vs LSU (03/04/20)

Attempted 60 Free Throws: 65 vs. TCU (1955)

RECORD: 65 vs. TCU (1955)

• FREE THROW PERCENTAGE •

Shot 80% FT (min. 10 att): 82.9 (29-35) vs Elon (12/21/21)

Shot 90% or Better FT (min. 10 att): 94.4 (17-18) vs. Oklahoma (12/11/21)

RECORD (min 10 att): 100 3x - Best 16-16 at Kentucky (02/27/14)

• REBOUNDS •

Grabbed 40 Rebounds: 41 vs Elon (12/21/21)

Grabbed 50 Rebounds: 54 vs Lipscomb (12/05/20)

Grabbed 55-Plus Rebounds: 58 vs Oral Roberts (12/20/20)

RECORD: 77 vs. Jackson State (01/22/02)

• ASSISTS •

Had 25 Assists: 26 vs Central Arkansas (12/12/20)

Had 30 Assists: 32 vs. Jackson State (11/22/96)

Had 40 Assists: 40 vs. Troy (12/10/96)

RECORD: 47 vs. U.S. International (12/09/89)

• STEALS •

Had 15 Steals: 16 vs Central Arkansas (12/01/21)

Had 20 Steals: 24 vs. Maryland-Eastern Shore (01/02/01)

Had 25 Steals: 26 vs. Louisiana-Monroe (11/25/00)

RECORD: 26 vs. Louisiana-Monroe (11/25/00)

• BLOCKED SHOTS •

Had 10 Blocks: 10 vs Elon (12/21/21)

Had 13 Blocks: 14 vs. Georgia (01/29/19)

Had 15 Blocks: 15 vs. South Alabama (12/30/91)

RECORD: 18 vs. Missouri (12/05/95)

• MOST TURNOVERS •

Had 25 Turnovers: 25 at South Carolina (02/21/09)

Had 30 Turnovers: 32 vs. Providence (11/16/07)

RECORD: 32 vs. Providence (11/16/07)

• FOULS •

Committed 25 Fouls: 28 vs Missouri (01/02/21)

Committed 30 Fouls: 32 at Missouri (02/08/20)

RECORD: 38 vs. Missouri (12/04/61)

LAST TIME ARKANSAS LOWS...

• SCORING •

Held to 40-45 Points: 43 at Florida (01/22/11)

Held to 46-49 Points: 46 at Mississippi State (02/09/16)

Held to 50-55 Points: 50 vs. Florida (03/14/19)

Held to 56-59 Points: 59 at Alabama (01/16/21)

Held to 19 Points or Less in a Half: 19 (1st half) at Alabama (01/16/21)

• FIELD GOALS •

Held to Below 20 Field Goals Made: 15 (15-49) at Tennessee (02/11/20)

• FIELD GOAL PERCENTAGE •

Held to 20-29% FG: 26.8 (19-71) vs Missouri (01/02/21)

Held to 30-35% FG: .344 (21-61) vs Oklahoma (12/11/21)

• 3-POINTERS •

Did not Make a 3-pointer: 0 (0-2) at Texas (01/07/89)

Held to 1-2 3-PT FG Made: 1 (1-9) vs Oral Roberts (03/27/21)

Attempted Single-Digit 3-pointers: 9 (6-9) vs TCU (01/25/20)

• 3-POINT PERCENTAGE •

Shot 10% or Worse 3PT FG: 10.0 (1-10) at Mississippi State (02/09/16)

Shot 11-19% 3PT FG: 17.6 (3-17) vs Penn (11/28/21)

• FREE THROWS •

Made Single Digit Free Throws: 4 (4-7) at Oklahoma State (01/30/21)

Attempted Single Digit Free Throws: 7 (4-7) at Oklahoma State (01/30/21)

• FREE THROW PERCENTAGE •

Shot 40-49% FT: 47.1 (8-17) vs Southern (12/09/20)

Shot Below 40% FT: 26.7 (4-15) at Texas A&M (01/09/13)

• REBOUNDING •

Had 19 or Fewer Rebounds: 19 at Missouri (03/05/13)

Had 20-25 Rebounds: 25 at Texas A&M (03/07/20)

• ASSISTS •

Held to 6 Assists or less: 6 at Tennessee (02/11/20)

• STEALS •

Had 0 Steals: vs Texas Tech (03/21/21) **(only time on record)**

Had 1 Steal: 1 vs Florida (03/09/18)

Had 2-4 Steals: 2 at Tennessee (01/06/21)

• BLOCKED SHOTS •

Had No Blocked Shots: 0 vs Missouri (1/23/19)

• FEWEST TURNOVERS •

Had 1-4 Turnovers: 4 vs Georgia (01/29/19)

Had 5-9 Turnovers: 8 vs Little Rock (12/04/21)

• FOULS •

Had Single Digit Fouls: 6 vs Mercer (11/09/21)

ARKANSAS MISCELLANEOUS...

Played in an OT game:	02/13/21 at Missouri	W, 86-81 (OT)
Played in a 2OT game:	01/23/18 at Georgia	W, 80-77 (2 OT)
Played in a 3OT game:	02/09/80 vs. Houston	L, 90-84 (3 OT)

LAST TIME AN OPPONENT HIGHS...

• SCORING •
Scored 100 Points: 106 at Tennessee-e (01/15/19)
Scored 110 Points: 117 at Ole Miss (12/10/73)
Scored 50 Points in 1st Half: 55 at Tennessee (01/15/19)
Scored 50 Points in 2nd Half: 56 vs LSU (03/04/20)
Scored 60 or More Points in a Half: 60 (1st half) vs. Alabama (0228/96)
• FIELD GOALS MADE •
Made 30 Field Goals: 30 (30-62) vs Baylor (03/29/21)
Made 40 Field Goals: 40 (40-68) by Texas (01/05/10)
Made 45 Field Goals: 45 (45-80) vs. Pittsburgh (12/29/86)
• FIELD GOALS ATTEMPTED •
Attempted 70 Field Goals: 72 (27-72) at South Carolina (03/02/20)
Attempted 80 Field Goals: 83 (31-83) by FIU (12/01/018)
• FIELD GOAL PERCENTAGE •
Shot 60% FG: 61.1 (15-23) vs. Auburn (02/17/16)
Shot 65% FG: 67.7 (4-65) vs. North Carolina (03/23/08)
Shot 69% FG: 69.8 (37-53) at Auburn (01/14/95)
• 3-POINTERS MADE •
Made 15 3-pointers: 15 (15-36) at Alabama (01/16/21)
Made 17 3-pointers: 17 (17-37) vs UNI (11/17/21) - TIES RECORD BY OPP (3x)
• 3-POINTERS ATTEMPTED •
Attempted 25 3-pointers: 28 (9-28) vs LSU (02/27/21)
Attempted 30 3-pointers: 31 (13-31) vs Gardner-Webb (11/13/21)
Attempted 35 3-pointers: 37 (17-7) vs UNI (11/17/21)
• 3-POINT PERCENTAGE •
Shot 50% 3PT FG (min 15 att): 59.18 (13-22) vs Oklahoma (12/11/21)
Shot 60% or Better 3PT FG (min 15 att): 62.7 (10-15) at South Carolina (02/09/19)
• FREE THROWS •
Made 20 Free Throws: 20 (20-26) at Tennessee (01/06/21)
Made 30 Free Throws: 34 (34-44) at Missouri (02/08/19)
Made 40 Free Throws: 40 (40-50) vs. UMass (11/25/94)
• FREE THROW ATTEMPTS •
Attempted 35 Free Throws: 39 (26-39) vs Missouri (01/02/21)
Attempted 40 Free Throws: 44 (34-44) at Missouri (02/08/18)
Attempted 50 Free Throws: 50 (39-50) vs. South Carolina (03/11/04)
• FREE THROW PERCENTAGE •
Shot 80% FT (min. 10 att): .886 (19-22) vs Oklahoma (02/18/20)
Shot 90% or Better FT (min. 10 att): .962 (25-26) at Ole Miss (01/11/20)
Shot 100% (min. 10 att): 1.000 (14-14) vs Florida (02/16/21)
• REBOUNDING •
Grabbed 45 Rebounds: 48 at LSU (01/13/21)
Grabbed 50 Rebounds: 51 vs Missouri (01/02/21)
Grabbed 55-Plus Rebounds: 56 vs. Georgia (01/29/19)
• Grabbed 20 Offensive Rebounds: 23 at LSU (01/08/20)
• ASSISTS •
Had 25 Assists: 25 vs. Louisville (11/17/09)
Had 30 Assists: 30 at UAB (01/27/90)
• STEALS •
Had 15 Steals: 15 at LSU (02/24/10)
Had 18 Steals: 18 vs. Alcorn State (12/02/95)
• BLOCKED SHOTS •
Had 10 Blocks: 10 at Tennessee (01/22/14)
Had 13 Blocks: 13 at Mississippi State (01/14/10)
• MOST TURNOVERS •
Had 20 Turnovers: 22 vs Colgate (03/19/21)
Had 25 Turnovers: 25 vs Central Arkansas (12/01/21)
Had 30 Turnovers: 30 vs. Louisiana-Monroe (12/31/04)
• FOULS •
Committed 30-plus Fouls: 32 vs Alabama (02/24/21)
RECORD: 36 vs. Centenary (12/04/82)

LAST TIME AN OPPONENT LOWS

• SCORING •
Held to 30-39 Points: 33 vs. Vanderbilt (01/12/13)
Held to 40-45 Points: 45 vs Mississippi State (02/02/21)
Held to 46-49 Points: 46 vs Montana (11/16/19)
Held to 50-55 Points: 50 vs Lipscomb (12/05/20)
Held to 56-59 Points: 55 vs Vanderbilt (01/15/20)
Held to 19 Points or Less in a Half: 18 vs Montana (11/16/19)
• FIELD GOAL PERCENTAGE •
Held to 21% or Worse FG: .2097 (13-62) vs. Jackson State (11/22/02)
Held to 20-29% FG: .286 (18-63) vs Southern (12/09/19)
Held to 30-35% FG: .306 (15-49) vs Mississippi State (02/02/21)
• 3-POINTERS •
Did not Make a 3-pointer: 0 (0-10) by Mississippi State (02/07/15)
Held to 1 3-PT FG Made: 1 (1-13) vs Southern (12/09/20)
Held to 2-4 3-PT FG Made: 4 (4-17) vs Tennessee (02/26/20)
Held to 5-7 3-PT FG Made: 5 (5-19) vs Mississippi State (02/02/21)
• 3-POINT PERCENTAGE •
Shot 10% or Worse 3PT FG: 6.3 (1-16) vs Ole Miss (01/27/21)
Shot 11-16% 3PT FG: 15.4 (2-13) vs North Texas (11/28/20)
Shot 17-19% 3PT FG: 19.0 (4-21) vs Florida (02/16/21)
• FREE THROWS •
Made 1-5 Free Throws: 3 (3-8) vs Alabama (02/24/21)
Made 6-9 Free Throws: 8 (8-10) vs Texas A&M (03/06/21)
• FREE THROW ATTEMPTS •
Attempted Single Digit Free Throws: 8 (3-8) vs Alabama (02/24/21)
• FREE THROW PERCENTAGE •
Shot 40-49% FT: 37.5 (3-8) vs Alabama (02/24/21)
Shot Below 40% FT: 38.1 (8-21) vs. Texas State (12/22/18)
• REBOUNDING •
Had 19 or Fewer Rebounds: 19 vs. Missouri-Kansas City (12/02/06)
Had 20-25 Rebounds: 21 vs Charlotte (12/07/21)
• ASSISTS •
Held 5 Assists or Fewer: 5 vs Southern (12/09/20)
• STEALS •
Had No Steals: 0 vs Vanderbilt (01/15/20)
Had 1 Steal: 1 vs Cincinnati (11/23/21)
Had 2-4 Steals: 3 vs Little Rock (12/04/21)
• BLOCKED SHOTS •
Had No Blocked Shots: 0 (3x in 2020-21) vs Lipscomb / Southern U. / Georgia
• FEWEST TURNOVERS •
Had 0-5 Turnovers: 5 at Tennessee (01/06/21)
Had 6-9 Turnovers: 9 vs Texas Tech (03/21/21)
• FOULS •
Had Single Digit Fouls: 8 at Michigan (12/08/12)
Committed 10-14 Fouls: 14 vs UNI (11/17/21)

GAME 1			64	Mercer	36	25	64	74	
	#15/16 ARKANSAS				28	46	74		
				Nov. 9, 2021 • Fayetteville, Ark. • Bud Walton Arena					

Mercer 61 • 0-1

#	Player	Total		3-Ptr		Rebounds			PF	TP	A	TO	Blk	Stl	Min
		FG-FGA	FT-FTA	FG-FGA	FT-FTA	Off	Def	Tot							
22	Felipe Haase	f	4-7	2-4	0-0	1	2	3	4	10	3	2	0	1	38
23	James Glisson III	f	4-5	4-5	0-0	1	3	4	1	12	2	3	2	2	31
02	Neftali Alvarez	g	4-13	0-6	0-3	0	3	3	4	8	6	3	0	1	32
20	Jalen Johnson	g	3-8	3-6	0-0	0	2	2	2	9	3	4	0	2	24
25	Shawn Walker Jr.	g	3-9	2-6	2-3	0	4	4	2	10	2	3	0	0	36
01	Kamar Robertson	g	5-7	2-4	0-0	0	1	1	3	12	0	1	0	0	24
03	Shannon Grant	g	0-1	0-0	0-0	0	0	0	0	0	1	0	0	0	3
11	Jovan Tucker	g	0-1	0-0	0-0	1	1	2	0	0	1	0	0	1	12
Team						1	2	3			1				
Totals			23-51	13-31	2-6	4	18	22	16	61	17	18	2	7	200
FG % 1st Half:		13-27	48.1%	2nd half:	10-24	41.7%	Game:		23-51	45.1%	Deadball				
3FG % 1st Half:		8-17	47.1%	2nd half:	5-14	35.7%	Game:		13-31	41.9%	Rebounds				
FT % 1st Half:		2-5	40.0%	2nd half:	0-1	0.0%	Game:		2-6	33.3%	2.1				

Arkansas 74 • 1-0

#	Player	Total		3-Ptr		Rebounds			PF	TP	A	TO	Blk	Stl	Min
		FG-FGA	FT-FTA	FG-FGA	FT-FTA	Off	Def	Tot							
00	Stanley Umude	g	3-7	0-1	0-0	1	2	3	0	6	1	1	0	0	17
01	JD Notae	g	11-26	5-14	3-4	0	2	2	1	30	2	2	0	7	39
02	Khalen Robinson	g	0-2	0-2	0-0	0	2	2	1	0	0	0	0	0	9
04	Davonte Davis	g	0-0	0-0	0-0	0	4	4	1	0	1	5	0	3	34
05	Au'Diese Toney	g	7-9	0-1	4-6	5	6	11	0	18	2	1	0	1	37
03	Trey Wade	g	0-0	0-0	0-0	0	0	0	0	0	0	0	0	0	7
10	Jaylin Williams	g	1-4	0-2	2-4	3	5	8	2	4	5	4	2	1	30
11	Chris Lykes	g	4-7	1-1	7-8	0	2	2	1	16	1	1	0	0	26
20	Kamani Johnson	g	0-0	0-0	0-0	1	0	1	0	0	1	1	0	0	1
Team						1	1	2							
Totals			26-55	6-21	16-22	11	24	35	6	74	13	15	2	12	200
FG % 1st Half:		10-26	38.5%	2nd half:	16-29	55.2%	Game:		26-55	47.3%	Deadball				
3FG % 1st Half:		3-12	25.0%	2nd half:	3-9	33.3%	Game:		6-21	28.6%	Rebounds				
FT % 1st Half:		5-9	55.6%	2nd half:	11-13	84.6%	Game:		16-22	72.7%	5.2				

Officials: Michael Swoboda, Todd Austin, Mike Nance

Technical fouls: Mercer-None. Arkansas-None.

Attendance: 19200

Score by periods	1st	2nd	Total
Mercer	36	25	61
Arkansas	28	46	74

Last FG - MERCER 2nd-00:11, ARK 2nd-01:43.

Largest lead - MERCER by 10 1st-02:57, ARK by 15 2nd-00:19.

MERCER led for 13:26, ARK led for 24:21. Game was tied for 02:13.

Score tied - 4 times.
Lead changed - 10 times.

GAME 3			80	Northern Iowa	38	42	80	93	
				#15/16 ARKANSAS	40	53	93		
	Nov. 17, 2021 • Fayetteville, Ark. • Bud Walton Arena								

Northern Iowa 80 • 1-3

#	Player	Total		3-Ptr		Rebounds			PF	TP	A	TO	Blk	Stl	Min
		FG-FGA	FT-FTA	FG-FGA	FT-FTA	Off	Def	Tot							
50	Austin Phylfe	f	0-3	0-1	0-0	0	3	3	0	0	2	2	1	0	18
00	Nate Heise	g	5-8	2-4	4-6	0	6	6	1	16	3	0	1	1	33
03	Tywhon Pickford	g	2-4	1-1	0-2	2	3	5	3	5	4	2	0	0	22
04	AJ Green	g	6-21	4-13	0-0	0	4	4	1	16	1	2	0	0	37
11	Trae Berhow	g	7-13	7-11	2-2	0	6	6	5	23	1	0	0	2	40
01	Cole Henry	g	2-4	0-0	0-0	2	3	5	0	4	4	2	0	0	12
13	Bowen Born	g	2-4	1-3	1-1	0	1	1	3	6	1	2	0	0	18
22	Antwan Kimmons	g	1-4	0-0	0-0	0	0	0	1	2	0	1	0	0	10
23	Derek Krogmann	g	0-0	0-0	0-0	0	0	0	0	0	0	0	0	0	0+
32	Tytan Anderson	g	0-0	0-0	0-0	0	0	0	0	0	0	0	0	0	0+
33	Drew Daniel	g	0-0	0-0	0-0	0	0	0	0	0	0	0	0	0	0+
34	James Betz	g	0-1	0-1	0-0	0	0	0	0	0	0	0	0	0	0+
35	Noah Carter	g	2-5	2-3	2-2	2	1	3	0	8	1	1	0	0	10
Team						3	2	5							
Totals			27-67	17-37	9-13	9	29	38	14	80	17	12	2	3	200
FG % 1st Half:		13-32	40.6%	2nd half:	14-35	40.0%	Game:		27-67	40.3%	Deadball				
3FG % 1st Half:		9-17	52.9%	2nd half:	8-20	40.0%	Game:		17-37	45.9%	Rebounds				
FT % 1st Half:		3-6	50.0%	2nd half:	6-7	85.7%	Game:		9-13	69.2%	2				

Arkansas 93 • 3-0

#	Player	Total		3-Ptr		Rebounds			PF	TP	A	TO	Blk	Stl	Min
		FG-FGA	FT-FTA	FG-FGA	FT-FTA	Off	Def	Tot							
10	Jaylin Williams	f	5-8	1-1	0-2	3	3	6	2	11	7	0	3	1	23
23	Connor Vanover	f	1-4	0-2	0-0	0	1	1	0	2	0	0	1	0	5
01	JD Notae	g	7-14	1-7	2-2	1	7	8	1	17	9	1	0	2	39
04	Davonte Davis	g	4-8	2-4	0-0	1	3	4	3	10	1	0	0	1	23
05	Au'Diese Toney	g	4-6	1-1	4-4	0	6	6	2	13	0	0	1	1	38
00	Stanley Umude	g	4-10	1-2	1-2	1	8	9	2	10	1	1	1	1	29
03	Trey Wade	g	2-3	0-0	0-0	0	0	0	4	4	1	1	0	0	12
11	Chris Lykes	g	8-16	4-7	6-7	0	1	1	0	26	2	2	0	1	31
Team						1	3	4							
Totals			35-69	10-24	13-17	7	32	39	14	93	21	5	6	7	200
FG % 1st Half:		17-38	44.7%	2nd half:	18-31	58.1%	Game:		35-69	50.7%	Deadball				
3FG % 1st Half:		6-16	37.5%	2nd half:	4-8	50.0%	Game:		10-24	41.7%	Rebounds				
FT % 1st Half:		0-3	0.0%	2nd half:	13-14	92.9%	Game:		13-17	76.5%	2.1				

Officials: Wil Howard, Rob Rorke, Terry Wymmer

Technical fouls: Northern Iowa-None. Arkansas-None.

Attendance: 19200

Score by periods	1st	2nd	Total
Northern Iowa	38	42	80
Arkansas	40	53	93

Last FG - UNI 2nd-03:13, ARK 2nd-01:27.

Largest lead - UNI by 6 1st-05:49, ARK by 13 2nd-00:18.

UNI led for 11:06, ARK led for 23:08. Game was tied for 05:43.

Score tied - 10 times.
Lead changed - 18 times.

GAME 2			69	Gardner-Webb	26	43	69	86	
	#15/16			ARKANSAS	42	44	86		
				Nov. 13, 2021 • Fayetteville, Ark. • Bud Walton Arena					

Gardner-Webb 69 • 0-2

#	Player		Total		3-Ptr		Rebounds			PF	TP	A	TO	Blk	Stl	Min
			FG-FGA	FT-FTA	FG-FGA	FT-FTA	Off	Def	Tot							
14	Kareem Reid	F	7-10	0-0	2-3	0	5	5	2	16	1	2	1	0	24	
00	Lance Terry	G	6-11	4-9	0-0	0	1	1	2	16	2	0	0	0	27	
02	Jordan Sears	G	2-7	1-6	1-2	1	4	5	4	6	3	3	0	0	32	
04	D'Maurian Williams	G	2-9	2-5	0-0	0	3	3	1	6	1	5	0	0	33	
15	Zion Williams	G	0-3	0-1	0-0	1	2	3	3	0	2	2	0	1	18	
01	Julien Soumaoro		5-7	5-7	5-5	0	2	2	1	20	3	2	0	1	23	
11	Leon Williams		0-0	0-0	0-0	0	0	0	1	0	0	0	0	0	1	
23	Ademide Badmus		1-1	0-0	0-0	1	1	2	1	2	2	0	0	1	16	
23	Anthony Selden		1-5	1-3	0-1	0	4	4	3	3	3	1	1	1	26	
Team						2	2	4								
Totals				24-53	13-31	8-11	5	24	29	18	69	17	15	2	4	200
FG % 1st Half: 10-28			35.7%	2nd half: 14-25	56.0%	Game: 24-53			45.3%	Deadball Rebounds 0.1						
3FG % 1st Half: 3-13			23.1%	2nd half: 10-18	55.6%	Game: 13-31			41.9%							
FT % 1st Half: 3-4			75.0%	2nd half: 5-7	71.4%	Game: 8-11			72.7%							

GAME 5			67 Cincinnati	30 37 67 73	
			#12/13 ARKANSAS	26 47 73	
Nov. 23, 2021 • Kansas City, Mo. • T-Mobile Center					

Cincinnati 67 • 5-1

#	Player	Total		3-Ptr		Rebounds			PF	TP	A TO Blk			Stl	Min
		FG-FGA	FG-FGA	FT-FTA	FT-FTA	Off	Def	Tot			A	TO	Blk		
00	Abdul Ado	f	1-3	0-0	2-2	1	3	4	2	4	0	0	2	0	13
05	David DeJulius	g	8-16	2-8	6-6	0	0	0	2	24	1	3	0	1	31
15	John Newman III	g	2-7	2-4	1-3	0	5	5	3	7	1	0	0	0	30
23	Mika Adams-Woods	g	2-8	1-4	0-0	0	3	3	3	5	1	0	0	0	17
24	Jeremiah Davenport	g	0-4	0-2	0-0	0	1	1	3	0	0	2	0	0	22
03	Mike Saunders Jr.	g	3-7	1-2	2-2	0	1	1	3	9	5	4	0	0	28
25	Hayden Koval	g	2-5	2-4	0-0	0	2	2	3	6	0	0	1	0	13
30	Viktor Lakhin	g	2-3	0-0	0-0	0	4	4	4	4	0	5	2	0	15
32	Jarrett Hensley	g	1-1	0-0	0-0	1	1	2	0	2	0	0	0	0	4
33	Ody Oguama	g	2-4	0-0	0-0	4	6	10	4	4	0	0	0	0	17
45	Mason Madsen	g	1-1	0-0	0-0	0	0	0	1	2	0	0	0	0	10
	Team					0	0	0							
Totals			24-59	8-24	11-13	6	26	32	28	67	8	14	5	1	200
FG % 1st Half:		11-32	34.4%	2nd half:	13-27	48.1%	Game:		24-59	40.7%	Deadball				
3FG % 1st Half:		4-14	28.6%	2nd half:	4-10	40.0%	Game:		8-24	33.3%	Rebounds				
FT % 1st Half:		4-4	100.0%	2nd half:	7-9	77.8%	Game:		11-13	84.6%	2.1				

Arkansas 73 • 5-0

#	Player	Total		3-Ptr		Rebounds			PF	TP	A TO Blk			Stl	Min
		FG-FGA	FG-FGA	FT-FTA	FT-FTA	Off	Def	Tot			A	TO	Blk		
10	Jaylin Williams	f	1-3	0-2	3-6	3	8	11	3	5	4	3	0	2	35
23	Connor Vanover	f	4-8	0-1	0-0	1	5	6	1	8	0	0	1	0	17
01	JD Notae	g	4-17	2-7	3-4	1	3	4	2	13	1	2	1	2	39
04	Davonte Davis	g	3-12	0-2	2-2	2	3	5	3	8	3	3	0	0	25
05	Au'Diese Toney	g	6-9	0-0	7-8	6	3	9	2	19	1	1	0	1	37
00	Stanley Umude	g	2-5	0-1	0-0	0	1	1	0	4	0	1	0	1	8
03	Trey Wade	g	0-0	0-0	1-2	1	2	3	0	1	0	0	0	0	4
11	Chris Lykes	g	3-12	1-4	8-10	1	0	1	3	15	3	0	0	0	31
20	Kamani Johnson	g	0-0	0-0	0-0	2	0	2	1	0	0	1	1	0	4
	Team					1	3	4							
Totals			23-66	3-17	24-32	18	28	46	15	73	12	11	3	6	200
FG % 1st Half:		10-34	29.4%	2nd half:	13-32	40.6%	Game:		23-66	34.8%	Deadball				
3FG % 1st Half:		0-10	0.0%	2nd half:	3-7	42.9%	Game:		3-17	17.6%	Rebounds				
FT % 1st Half:		6-9	66.7%	2nd half:	18-23	78.3%	Game:		24-32	75.0%	6.1				

Officials: Sceltz, Pollard, Simons

Technical fouls: Cincinnati-None. Arkansas-None.

Attendance: 7255

Score by periods	1st	2nd	Total
Cincinnati	30	37	67
Arkansas	26	47	73

	Points	In Paint	Off T/O	2nd Chance	Fast Break	Bench
UC	28	13	4	6	27	
ARK	28	16	14	8	20	

Last FG - UC 2nd-03:08, ARK 2nd-02:51.

Largest lead - UC by 4 1st-01:20, ARK by 6 1st-14:43.

UC led for 16:41. ARK led for 18:28. Game was tied for 04:51.

Score tied - 11 times.

Lead changed - 14 times.

GAME 7			60 Central Arkansas	35 25 60 97	
			#9/10 ARKANSAS	41 56 97	
Dec. 1, 2021 • Fayetteville, Ark. • Bud Walton Arena					

Central Arkansas 60 • 1-7

#	Player	Total		3-Ptr		Rebounds			PF	TP	A TO Blk			Stl	Min
		FG-FGA	FG-FGA	FT-FTA	FT-FTA	Off	Def	Tot			A	TO	Blk		
04	Darius Hall	f	5-9	2-2	0-1	0	3	3	1	12	3	4	0	0	28
14	Jared Chatham	f	1-2	0-0	0-0	0	4	4	3	2	2	2	0	0	20
14	Collin Cooper	g	5-9	3-5	0-0	0	3	3	5	13	2	6	0	1	25
23	Camren Hunter	g	4-12	2-4	2-5	1	4	5	2	12	2	7	0	4	29
34	Jaxson Baker	g	1-6	1-4	1-2	0	0	0	1	4	0	0	0	0	23
00	SK Shittu	g	1-2	0-1	0-0	0	2	2	1	2	0	0	0	1	10
01	ibbe Klintman	g	1-2	0-1	2-3	0	2	2	0	4	0	2	0	0	8
11	Vincent Reeves	g	3-4	0-1	0-0	1	1	2	2	6	0	1	0	0	11
13	Eddy Kayouloud	g	1-7	1-2	1-2	0	5	5	1	4	4	2	0	0	28
20	Brendan Simmons	g	0-0	0-0	0-0	0	0	0	0	0	0	0	0	0	2
21	Jonas Munson	g	0-0	0-0	0-0	0	0	0	0	0	0	0	0	0	2
25	Elias Cato	g	0-2	0-1	1-2	0	1	1	3	1	0	0	1	0	14
	Team					3	1	4			1				
Totals			22-55	9-21	7-15	5	26	31	19	60	13	25	1	6	200
FG % 1st Half:		13-28	46.4%	2nd half:	9-27	33.3%	Game:		22-55	40.0%	Deadball				
3FG % 1st Half:		7-10	70.0%	2nd half:	2-11	18.2%	Game:		9-21	42.9%	Rebounds				
FT % 1st Half:		2-4	50.0%	2nd half:	5-11	45.5%	Game:		7-15	46.7%	2				

Arkansas 97 • 7-0

#	Player	Total		3-Ptr		Rebounds			PF	TP	A TO Blk			Stl	Min
		FG-FGA	FG-FGA	FT-FTA	FT-FTA	Off	Def	Tot			A	TO	Blk		
10	Jaylin Williams	f	4-6	0-1	0-0	2	11	13	3	8	2	1	2	2	28
23	Connor Vanover	f	1-1	0-0	0-2	1	2	3	0	2	1	1	0	1	9
01	JD Notae	g	4-10	1-4	1-2	0	4	4	2	10	6	3	0	3	26
04	Davonte Davis	g	6-9	0-0	4-7	1	5	6	3	16	3	2	0	2	26
05	Au'Diese Toney	g	7-8	0-0	2-3	0	2	2	1	16	3	0	1	1	20
00	Stanley Umude	g	7-15	1-3	2-6	5	3	8	2	17	1	3	2	2	24
02	Khalen Robinson	g	2-6	1-3	1-2	1	1	2	2	6	1	1	0	1	9
03	Trey Wade	g	2-3	0-0	0-0	1	3	4	0	4	0	1	0	1	8
11	Chris Lykes	g	3-7	0-4	3-4	0	0	0	1	9	5	0	0	2	21
13	Chance Moore	g	0-1	0-0	0-0	0	0	0	0	0	0	0	0	0	2
14	Jaxson Robinson	g	3-6	1-3	0-0	1	0	1	1	7	0	0	0	0	16
20	Kamani Johnson	g	1-1	0-0	0-0	0	2	2	2	2	0	0	0	1	9
45	Lawson Blake	g	0-0	0-0	0-0	0	0	0	0	0	0	0	0	0	2
	Team					1	1	2							
Totals			40-73	4-18	13-26	13	34	47	17	97	22	12	5	16	200
FG % 1st Half:		15-29	51.7%	2nd half:	25-44	56.8%	Game:		40-73	54.8%	Deadball				
3FG % 1st Half:		3-8	37.5%	2nd half:	1-10	10.0%	Game:		4-18	22.2%	Rebounds				
FT % 1st Half:		8-20	40.0%	2nd half:	5-6	83.3%	Game:		13-26	50.0%	7				

Officials: Nathan Bemis,Vladimir Voyard-Tadal,Anthony Jordan

Technical fouls: Central Arkansas-None. Arkansas-None.

Attendance: 19200

Score by periods	1st	2nd	Total
Central Arkansas	35	25	60
Arkansas	41	56	97

	Points	In Paint	Off T/O	2nd Chance	Fast Break	Bench
UCA	16	13	2	22	17	
ARK	60	29	9	32	45	

Last FG - UCA 2nd-00:57, ARK 2nd-00:02.

Largest lead - UCA by 2 1st-08:19, ARK by 37 2nd-00:49.

UCA led for 00:42. ARK led for 37:27. Game was tied for 01:51.

Score tied - 3 times.

Lead changed - 4 times.

GAME 6			60 Penn	26 34 60 76	
			#12/13 ARKANSAS	37 39 76	
Nov. 28, 2021 • Bud Walton Arena • Fayetteville, Ark.					

Penn 60 • 3-6

#	Player		Total		3-Ptr		Rebounds			PF	TP	A	TO	Blk	Stl	Min
			FG-FGA	FG-FGA	FT-FTA	Off	Def	Tot								
13	Nick Spinoso	f	0-0	0-0	0-0	0	0	0	0	0	1	0	0	1	3	
14	Max Martz		2-10	0-5	0-0	1	12	13	3	4	1	1	0	0	36	
00	Clark Slajchert	g	9-15	3-8	4-5	0	0	0	3	25	0	3	0	2	33	
02	Jonah Charles		2-9	2-7	0-0	0	0	0	2	6	1	3	0	1	33	
05	Jelani Williams	g	1-5	1-2	0-1	0	3	3	1	3	1	2	0	0	17	
11	Michael Moshkovitz		0-5	0-1	1-2	1	3	4	3	1	5	3	1	4	32	
12	Gus Larson		0-0	0-0	0-0	0	0	0	0	0	0	0	0	0	0+	
15	Andrew Laczkowski		1-1	0-0	0-0	0	0	0	0	2	0	0	0	0	0	
21	Bryce Washington		1-3	0-2	0-0	1	1	2	0	2	1	0	0	0	11+	
22	Lucas Monroe		4-6	0-0	0-8	1	3	4	2	14	0	2	0	1	27	
40	George Smith		1-3	1-2	0-0	0	0	0	3	1	0	0	0	0	8	
	Team					2	0	2				1				
Totals			21-57	7-27	11-16	6	22	28	14	60	11	15	1	9	200	
FG % 1st Half: 11-29			37.9%	2nd half: 10-28	35.7%	Game: 21-57			36.8%							
3FG % 1st Half: 4-14			28.6%	2nd half: 3-13	23.1%	Game: 7-27			25.9%	Deadball Rebounds						
FT % 1st Half: 0-1			0.0%	2nd half: 11-15	73.3%	Game: 11-16			68.8%	2.2						

GAME 9			66	Charlotte	31	35	66	86	
			#10/12 ARKANSAS		41	45	86		
Dec. 7, 2021 • Bud Walton Arena • Fayetteville, Ark.									

Charlotte 66 • 4-4

#	Player	Total		3-Ptr		Rebounds			PF	TP	A TO Blk			Stl	Min
		FG-FGA	FG-FGA	FT-FTA	FT-FTA	Off	Def	Tot							
20	Robert Braswell	f	3-7	1-5	0-0	0	2	2	3	7	0	0	0	1	22
15	Aly Khalifa	c	3-8	1-3	2-2	1	2	3	3	9	2	1	2	0	28
00	Clyde Trapp	e	2-2	0-0	0-0	0	4	4	1	4	4	3	0	2	31
01	Jahmir Young	e	4-14	0-5	2-2	0	4	4	0	10	5	3	0	1	35
02	Austin Butler	e	5-10	2-4	2-2	2	4	6	4	14	1	3	0	1	35
05	Marvin Cannon	e	2-3	0-1	0-0	1	0	1	2	4	0	0	0	0	7
12	Jackson Threadgill	e	2-4	0-1	0-0	0	0	0	3	4	0	0	0	0	16
24	Isaiah Folkles	e	0-1	0-1	2-2	0	1	1	0	2	0	1	0	0	5
25	Jared Garcia	e	3-5	1-2	2-3	0	0	0	0	9	2	0	0	0	11
35	Luka Vasic	e	1-2	1-2	0-0	0	0	0	1	3	1	1	1	0	10
	Team					0	0	0							
Totals			25-56	6-24	10-11	4	17	21	17	66	15	12	3	5	200
FG % 1st Half:		12-25	48.0%	2nd half:	13-31	41.9%	Game:	25-56	44.6%						
3FG % 1st Half:		2-10	20.0%	2nd half:	4-14	28.6%	Game:	6-24	25.0%						
FT % 1st Half:		5-5	100.0%	2nd half:	5-6	83.3%	Game:	10-11	90.9%						

Arkansas 86 • 9-0

#	Player	Total		3-Ptr		Rebounds			PF	TP	A TO Blk			Stl	Min
		FG-FGA	FG-FGA	FT-FTA	FT-FTA	Off	Def	Tot							
10	Jaylin Williams	f	7-9	0-1	1-1	2	6	8	3	15	2	2	0	3	32
23	Connor Vanover	f	3-5	0-1	0-0	1	0	1	1	6	0	0	2	0	8
01	JD Notae	e	9-18	1-6	4-5	0	10	10	1	23	1	2	0	4	37
04	Davonte Davis	e	7-12	0-0	4-7	2	2	4	4	18	8	5	0	1	35
05	Au'Diese Toney	e	1-1	0-0	4-4	3	4	7	1	6	0	3	1	0	37
00	Stanley Umude	e	0-6	0-1	0-0	2	1	3	2	0	0	0	0	0	10
02	Khalen Robinson	e	1-1	1-1	0-0	0	0	0	0	3	0	0	0	0	1
03	Trey Wade	e	0-2	0-0	0-0	1	0	1	1	0	0	0	0	0	3
11	Chris Lykes	e	5-8	1-2	2-3	0	2	2	0	13	3	1	0	1	29
14	Jaxson Robinson	e	1-2	0-1	0-0	0	0	0	0	2	0	0	0	0	5
20	Kamani Johnson	e	0-0	0-0	0-0	0	0	0	0	0	0	0	0	0	3
	Team					4	1	5							
Totals			34-64	3-13	15-20	15	26	41	13	86	14	13	3	9	200
FG % 1st Half:		17-38	44.7%	2nd half:	17-26	65.4%	Game:	34-64	53.1%						
3FG % 1st Half:		2-7	28.6%	2nd half:	1-6	16.7%	Game:	3-13	23.1%						
FT % 1st Half:		5-8	62.5%	2nd half:	10-12	83.3%	Game:	15-20	75.0%						

Officials: Robert Felder, Olandis Poole, Joe Lindsey
Technical fouls: Charlotte-None, Arkansas-None.
Attendance: 19200

Score by periods	1st	2nd	Total
Charlotte	31	35	66
Arkansas	41	45	86

Last FG - CLT 2nd-00:51, ARK 2nd-00:36.

Largest lead - CLT by 3 1st-18:48, ARK by 20 2nd-00:36.

CLT led for 04:05. ARK led for 34:12. Game was tied for 01:43.

Score tied - 2 times.
Lead changed - 5 times.

GAME 11			89	Hofstra	40	49	89	81	
			#19/24 ARKANSAS		32	49	81		
Dec. 18, 2021 • Simmons Bank Arena • N. Little Rock, Ark.									

Hofstra 89 • 7-5

#	Player	Total		3-Ptr		Rebounds			PF	TP	A TO Blk			Stl	Min
		FG-FGA	FG-FGA	FT-FTA	FT-FTA	Off	Def	Tot							
35	Abayomi Iyola	f	7-11	0-0	4-6	4	10	14	3	18	1	2	0	1	29
00	Darlinstone Dubar	e	5-13	1-4	0-0	0	5	5	0	11	2	1	0	5	40
04	Aaron Estrada	e	7-12	0-2	8-8	3	7	10	1	22	8	2	0	0	34
15	Omar Silverio	e	2-9	1-5	2-3	0	5	5	2	7	2	1	0	1	33
20	Jalen Ray	e	7-13	4-8	4-4	0	1	1	2	22	2	1	0	1	31
01	Caleb Burgess	e	1-1	1-1	0-0	0	0	0	0	3	0	1	0	1	5
11	Jaquan Carlos	e	1-4	0-2	2-2	0	3	3	0	4	2	3	0	0	17
23	Kvonn Cramer	e	1-2	0-0	0-0	0	1	1	1	2	0	0	0	0	11
	Team					1	0	1							
Totals			31-65	7-22	20-23	8	32	40	9	89	17	11	0	9	200
FG % 1st Half:		14-33	42.4%	2nd half:	17-32	53.1%	Game:	31-65	47.7%						
3FG % 1st Half:		5-14	35.7%	2nd half:	2-8	25.0%	Game:	7-22	31.8%						
FT % 1st Half:		7-8	87.5%	2nd half:	13-15	86.7%	Game:	20-23	87.0%						

Arkansas 81 • 9-2

#	Player	Total		3-Ptr		Rebounds			PF	TP	A TO Blk			Stl	Min
		FG-FGA	FG-FGA	FT-FTA	FT-FTA	Off	Def	Tot							
10	Jaylin Williams	f	3-5	0-0	0-1	1	7	8	1	6	3	2	2	0	26
00	Stanley Umude	e	3-9	0-4	0-0	0	5	5	0	6	3	2	2	0	29
02	Khalen Robinson	e	1-3	1-3	0-0	0	0	0	2	3	4	0	0	0	3
04	Davonte Davis	e	3-11	0-1	3-3	1	3	4	5	9	4	1	0	1	30
05	Au'Diese Toney	e	3-6	0-1	3-4	3	4	7	2	9	0	2	1	1	37
01	JD Notae	e	8-16	4-9	0-0	0	6	6	5	20	2	6	0	2	33
03	Trey Wade	e	0-0	0-0	0-0	0	1	1	0	0	0	0	0	0	10
11	Chris Lykes	e	5-11	4-9	5-5	0	0	0	5	19	0	2	0	3	25
14	Jaxson Robinson	e	3-4	3-4	0-0	0	0	0	0	9	1	0	0	0	7
	Team					1	1	2							
Totals			29-65	12-31	11-13	6	27	33	20	81	17	15	5	7	200
FG % 1st Half:		11-31	35.5%	2nd half:	18-34	52.9%	Game:	29-65	44.6%						
3FG % 1st Half:		3-14	21.4%	2nd half:	9-17	52.9%	Game:	12-31	38.7%						
FT % 1st Half:		7-9	77.8%	2nd half:	4-4	100.0%	Game:	11-13	84.6%						

Officials: Robert Felder, John Hampton, Rob Rorke
Technical fouls: Hofstra-None, Arkansas-None.
Attendance: 14685

Score by periods	1st	2nd	Total
Hofstra	40	49	89
Arkansas	32	49	81

Last FG - HOF 2nd-00:32, ARK 2nd-00:08.

Largest lead - HOF by 14 2nd-08:26, ARK by 3 1st-13:42.

HOF led for 35:46. ARK led for 00:43. Game was tied for 03:31.

Score tied - 4 times.
Lead changed - 4 times.

GAME 10			66	#10/12 ARKANSAS	33	33	66	88	
			RV/RV Oklahoma		39	49	88		
Dec. 11, 2021 • Tulsa, Okla. • BOK Center									

Arkansas 66 • 9-1

#	Player		Total		3-Ptr	Rebounds			PF	TP					Min
			FG-FGA	FG-FGA	FT-FTA	Off	Def	Tot			A	TO	Blk	Stl	
10	Jaylin Williams	f	2-6	1-2	2-3	3	4	7	3	7	1	4	1	0	27
23	Connor Vanover	f	0-1	0-1	0-0	0	1	1	0	0	0	0	1	0	4
01	JD Notae	e	3-14	2-7	5-5	0	3	3	4	13	3	1	1	2	39
04	Davonte Davis	e	9-21	4-8	4-4	0	5	5	3	26	3	1	0	0	39
05	Au'Diese Toney	e	2-4	0-0	2-2	2	3	5	1	6	1	2	0	2	35
00	Stanley Umude	e	3-7	0-3	2-2	3	1	4	4	8	0	3	0	1	26
02	Khalen Robinson	e	0-0	0-0	0-0	0	0	0	0	0	0	0	0	0	0+
03	Trey Wade	e	0-0	0-0	0-0	0	0	0	0	0	0	0	0	0	0+
11	Chris Lykes	e	2-8	0-3	2-2	0	1	1	3	6	2	1	0	1	30
Team						1	2	3							
Totals			21-61	7-24	17-18	9	20	29	18	66	10	14	3	6	200
FG % 1st Half: 12-28			42.9%	2nd half: 9-33	27.3%	Game: 21-61			34.4%						Deadball Rebounds 1
3FG % 1st Half: 4-11			36.4%	2nd half: 3-13	23.1%	Game: 7-24			29.2%						
FT % 1st Half: 5-5			100.0%	2nd half: 12-13	92.3%	Game: 17-18			94.4%						

GAME 13			68	--/RV ARKANSAS	31 37	68 81	
Dec. 29, 2021 • Starkville, Miss. • Humphrey Coliseum							

Arkansas 68 • 10-3,0-1 SEC

#	Player	Total		3-Ptr		Rebounds			PF	TP	A TO Blk			Stl	Min
		FG-FGA	FG-FGA	FT-FTA	Off	Def	Tot	A			TO	Blk			
03	Trey Wade	f 1-2	1-1	0-0	0	0	0	2	3	1	1	0	0	22	
10	Jaylin Williams	f 4-10	0-3	1-2	2	5	7	2	9	6	2	3	0	36	
04	Davonte Davis	g 7-12	1-4	0-1	0	5	5	4	15	4	2	0	2	26	
11	Chris Lykes	g 3-9	1-4	3-3	0	0	0	2	10	2	4	0	1	24	
14	Jaxson Robinson	g 2-7	2-7	0-0	1	6	7	3	6	1	2	0	0	31	
00	Stanley Umude	g 7-12	2-4	3-4	1	2	3	3	19	0	1	1	2	26	
02	Khalen Robinson	g 0-3	0-3	0-0	1	0	1	2	0	1	1	0	0	11	
05	Au'Diese Toney	g 1-3	1-1	3-4	1	0	1	2	6	0	2	0	0	18	
23	Connor Vanover	g 0-1	0-0	0-0	1	0	1	0	0	0	1	0	0	6	
Team					4	2	6				1				
Totals		25-59	8-27	10-14	11	20	31	20	68	15	17	4	5	200	
FG % 1st Half: 11-28		39.3%	2nd half: 14-31	45.2%	Game: 25-59		42.4%	Deadball Rebounds							
3FG % 1st Half: 5-13		38.5%	2nd half: 3-14	21.4%	Game: 8-27		29.6%	3							
FT % 1st Half: 4-5		80.0%	2nd half: 6-9	66.7%	Game: 10-14		71.4%								

Mississippi State 81 • 10-3,1-0 SEC

#	Player		Total		3-Ptr		Rebounds			PF	TP	A TO Blk				Stl	Min
			FG-FGA	FT-FTA	FG-FGA	FT-FTA	Off	Def	Tot			A	TO	Blk			
10	Garrison Brooks	f	0-6	0-2	2-2	3	7	10	1	2	1	0	0	1	28		
13	D.J. Jeffries	f	4-12	1-5	1-3	0	3	3	1	10	2	0	1	0	29		
35	Tolu Smith	f	5-8	0-0	8-10	4	2	6	1	18	0	2	0	5	26		
01	Iverson Molinar	g	5-10	0-2	6-8	1	3	4	3	16	5	4	1	0	33		
03	Shakeel Moore	g	5-8	3-4	2-2	0	2	2	3	15	5	2	0	4	34		
00	Rocket Watts		3-4	0-1	1-1	0	0	0	1	7	0	0	0	0	8		
02	Javian Davis		2-5	0-0	2-2	5	3	8	1	6	0	1	0	0	14		
04	Cameron Matthews		0-0	0-0	0-0	0	1	1	1	0	1	0	0	0	12		
05	Cam Carter		0-3	0-2	0-0	0	1	1	0	0	1	1	0	1	5		
11	Andersson Garcia		3-3	1-1	0-0	1	0	1	0	7	0	1	1	1	11		
	Team					1	2	3					1				
Totals			27-59	5-17	22-28	15	24	39	12	81	15	12	3	12	200		
FG % 1st Half: 12-29			41.4%	2nd half: 15-30	50.0%	Game: 27-59		45.8%	Deadball Rebounds								
3FG % 1st Half: 2-9			22.2%	2nd half: 3-8	37.5%	Game: 5-17		29.4%	3								
FT % 1st Half: 7-9			77.8%	2nd half: 15-19	78.9%	Game: 22-28		78.6%									

Officials: Rob Rorke,Tony Greene,Doug Shows
Technical fouls: Arkansas-None, Mississippi State-None.
Attendance: 6629

Score by periods	1st	2nd	Total						
Arkansas	31	37	68	Points	In Paint	Off T/O	2nd Chance	Fast Break	Bench
Mississippi State	33	48	81	ARK	28	12	6	9	25
				MSU	32	25	14	13	20

Last FG - ARK 2nd-00:18, MSU 2nd-03:14.
Largest lead - ARK by 5 1st-12:12, MSU by 16 2nd-04:57.
ARK led for 05:52. MSU led for 28:15. Game was tied for 05:53.

Score tied - 7 times.
Lead changed - 6 times.

GAME 14			75	Vanderbilt	35 40	75 74	
Jan. 4, 2022 • Bud Walton Arena • Fayetteville, Ark.							

Vanderbilt 75 • 9-4,1-0 SEC

#	Player		Total		3-Ptr		Rebounds			PF	TP	A	TO	Blk	Stl	Min
			FG-FGA	FT-FTA	FG-FGA	FT-FTA	Off	Def	Tot							
10	Myles Stute	f	3-9	2-8	0-0	2	4	6	4	8	0	1	1	1	31	
42	Quentin Millora-Brow	f	0-0	0-0	0-0	1	5	6	2	0	1	0	0	2	25	
02	Scotty Pippen Jr.	g	6-11	1-2	9-12	1	2	3	5	22	3	7	0	0	34	
03	Rodney Chatman	g	3-5	2-3	3-4	1	2	3	4	11	2	2	0	2	25	
04	Jordan Wright	g	3-11	0-3	6-6	2	4	6	5	12	4	3	0	2	28	
00	Tyrin Lawrence		2-5	0-1	1-4	0	5	5	2	5	2	0	0	0	15	
12	Trey Thomas		5-9	5-7	0-0	0	1	1	2	15	1	2	0	0	25	
15	Terren Frank		1-2	0-1	0-0	0	2	2	2	2	0	2	0	0	17	
	Team					1	2	3								
Totals			23-52	10-25	19-26	8	27	35	26	75	13	17	1	7	200	
FG % 1st Half: 12-27			44.4%	2nd half: 11-25			44.0%	Game: 23-52			44.2%	Deadball Rebounds				
3FG % 1st Half: 5-12			41.7%	2nd half: 5-13			38.5%	Game: 10-25			40.0%	5,1				
FT % 1st Half: 6-8			75.0%	2nd half: 13-18			72.2%	Game: 19-26			73.1%					

Arkansas 74 • 10-4,0-2 SEC

#	Player	Total		3-Ptr		Rebounds			PF	TP	A	TO	Blk	Stl	Min
		FG-FGA	FT-FTA	FG-FGA	FT-FTA	Off	Def	Tot							
10	Jaylin Williams	f	1-2	0-0	4-7	2	8	10	3	6	2	2	1	2	31
00	Stanley Umude	g	11-20	3-7	3-4	2	1	3	4	28	0	4	0	2	34
01	JD Notae	g	6-17	1-7	3-6	0	2	2	3	16	5	2	1	5	37
04	Davonte Davis	g	0-0	0-0	0-0	0	0	0	2	0	0	3	0	0	8
14	Jaxson Robinson	g	1-5	1-5	0-0	0	3	3	3	3	3	1	1	0	31
03	Trey Wade		0-0	0-0	0-0	0	2	2	0	0	0	0	0	0	5
05	Au'Diese Toney		6-7	1-2	7-9	1	2	3	2	20	3	1	1	1	36
11	Chris Lykes		0-3	0-1	1-2	2	1	3	2	1	1	1	0	1	11
20	Kamani Johnson		0-0	0-0	0-0	0	1	1	1	0	0	0	0	0	7
23	Connor Vanover		0-0	0-0	0-0	0	0	0	0	0	0	0	0	0	0+
Team						1	0	1							
Totals			25-54	6-22	18-28	8	20	28	20	74	14	14	4	11	200
FG % 1st Half: 15-24		62.5%	2nd half: 10-30		33.3%	Game: 25-54		46.3%	Deadball Rebounds						
3FG % 1st Half: 4-10		40.0%	2nd half: 2-12		16.7%	Game: 6-22		27.3%	3,3						
FT % 1st Half: 6-10		60.0%	2nd half: 12-18		66.7%	Game: 18-28		64.3%							

Officials: Owen Shortt,Steven Anderson,Pst Adams
Technical fouls: Vanderbilt-None, Arkansas-TEAM.
Attendance: 19200

Score by periods	1st	2nd	Total						
Vanderbilt	35	40	75	Points	In Paint	Off T/O	2nd Chance	Fast Break	Bench
Arkansas	40	34	74	VANDY	24	20	9	13	22
				ARK	30	23	5	14	21

Last FG - VANDY 2nd-00:45, ARK 2nd-00:20.
Largest lead - VANDY by 6 2nd-01:50, ARK by 9 1st-00:56.
VANDY led for 16:54. ARK led for 19:04. Game was tied for 04:02.

Score tied - 8 times.
Lead changed - 16 times.

RAZORBACK SPEED CHART

* - Will be granted an extra year of eligibility due to NCAA COVID ruling for the 2020-21 season



STANLEY UMUDE

0 F • Gr.Sr. • 6-6 • 210
San Antonio, Texas || South Dakota

Uh-Moo-Dey Member of the Southeastern Conference Men's and Women's Basketball Leadership Council and Arkansas' SAAC ... Graduated from South Dakota (Spring '21) - General Studies ... 3x, All-Summit League (1st tm in 2019 & '21 - 2nd in 2020).

Year	GP	GS	Min	Avg	FG	FGA	Pct	3FG	3FGA	Pct	FT	FTA	Pct	Off	Def	Tot	Avg	PF	FO	Ast	TO	Blk	Stl	Pts	Avg
2021-22	14	3	309	22.1	59	123	.480	10	33	.303	19	29	.655	19	38	57	4.1	28	0	11	26	9	13	147	10.5
CAREER	115	78	2937	25.5	602	1279	.471	111	328	.338	352	474	.743	87	519	606	5.3	249	3	194	210	100	68	1667	14.5

CAREER HIGHS

PTS: 41 vs South Dakota State (12/12/20)
REB: 14 (2x) last vs. Mount Marty (12/06/19)
AST: 7 vs. North Dakota State (02/19/20)
STL: 3 (5x) last vs North Dakota (02/13/21)
BLK: 4 (2x) last vs Denver (02/20/19)



JD NOTAE

1 G • Sr. • 6-2 • 190
Covington, Ga. || Jacksonville

No-Tay 2021-22 preseason SEC 1st tm (coaches)/received votes for preseason SEC POY (media) ... 2021 National and SEC 6th Man of the Year ... **2nd in the SEC in scoring ... Ranks 4th in the NCAA in steals** ... 6 career Double-Doubles including a Triple-Double ... Was 2018 A-Sun Freshman of the Year and 2019 All-A-Sun

Year	GP	GS	Min	Avg	FG	FGA	Pct	3FG	3FGA	Pct	FT	FTA	Pct	Off	Def	Tot	Avg	PF	FO	Ast	TO	Blk	Stl	Pts	Avg
TOTAL	45	13	1169	26.0	219	555	.395	84	266	.316	120	159	.755	21	140	161	3.6	78	3	104	97	16	83	642	14.3
CAREER	105	64	2980	28.4	555	1358	.409	195	581	.336	266	363	.733	78	411	489	4.7	214	9	267	275	44	184	1571	15.0

CAREER HIGHS

PTS: 40 vs Florida Memorial (11/21/18)
REB: 14 Stetson (01/30/19)
AST: 10 at Kennesaw State (01/09/19)
STL: 7 Mercer (11/09/21)
BLK: 3 (4x) last at Oral Roberts (12/20/20)



KHALEN "KK" ROBINSON

2 G • So. • 6-0 • 180
Little Rock, Ark.

Had surgery on his right foot on Jan. 10 and missed the rest of the 2020-21 season.
Rated the 36th-best incoming freshman in the nation and the 7th-best combo guard by 247Sports.com

Year	GP	GS	Min	Avg	FG	FGA	Pct	3FG	3FGA	Pct	FT	FTA	Pct	Off	Def	Tot	Avg	PF	FO	Ast	TO	Blk	Stl	Pts	Avg
2021-22	11	2	66	6.0	6	22	.273	5	16	.313	7	10	.700	2	3	5	0.5	16	0	10	5	0	3	18	1.6
CAREER	22	2	158	7.2	15	43	.349	10	28	.357	7	10	.700	2	13	15	0.7	32	1	21	11	1	6	47	2.1

CAREER HIGHS

PTS: 15 vs Mississippi Valley State (11/25/20)
REB: 2 vs Mississippi Valley State (11/25/20)
AST: 4 vs Lipscomb (12/05/20)
STL: 1 vs Mississippi Valley State (11/25/20)
BLK: -



TREY WADE

3 F • Gr.Sr. • 6-6 • 220
Marietta, Ga. || Wichita State

Graduated from Wichita State (Spring '21) - General Studies (sociology) ... Was a two-year starter at Wichita State after playing a season-each at UTEP and South Plains (Texas) Junior College ... Last season, helped Wichita State win American Athletic Conference title and earn an at-large bid to the NCAA tournament

Year	GP	GS	Min	Avg	FG	FGA	Pct	3FG	3FGA	Pct	FT	FTA	Pct	Off	Def	Tot	Avg	PF	FO	Ast	TO	Blk	Stl	Pts	Avg
2021-22	14	2	126	9.0	12	25	.480	2	5	.400	2	4	.500	6	13	19	1.4	10	0	8	5	4	2	28	2.0
CAREER	92	56	1873	20.4	231	524	.441	61	186	.328	61	117	.521	139	276	415	4.5	133	1	92	71	55	44	584	6.3

CAREER HIGHS

PTS: 23 at Tulane (03/03/21)
REB: 15 vs Oklahoma (12/14/19)
AST: 5 (2x) last vs UCF (01/30/21)
STL: 3 (3x) last vs Cincinnati (03/13/21)
BLK: 4 FIU (01/13/18)



DAVONTE "DEVO" DAVIS

4 G • So. • 6-4 • 180
Jacksonville, Ark.

On Arkansas' SAAC ... 2021-22 Preseason All-SEC 2nd tm (coaches and media) ... 1 of 20 national "Break-out Players" by Jon Rothstein ... Among the SEC leaders in assists thanks to a career-high 8 vs Charlotte this season ... Scored a career-high 26 versus Oklahoma.

Year	GP	GS	Min	Avg	FG	FGA	Pct	3FG	3FGA	Pct	FT	FTA	Pct	Off	Def	Tot	Avg	PF	FO	Ast	TO	Blk	Stl	Pts	Avg
2021-22	14	13	399	28.5	56	118	.475	9	28	.321	18	28	.643	14	45	59	4.2	39	1	52	29	0	16	139	9.9
CAREER	44	30	1115	25.3	165	347	.476	11	41	.268	52	73	.712	50	143	193	4.4	109	1	116	77	5	51	393	8.9

CAREER HIGHS

PTS: 26 vs Oklahoma (11/11/21)
REB: 8 (4x) last vs Oral Roberts (03/27/21)
AST: 8 vs Charlotte (12/07/21)
STL: 4 vs LSU (03/13/21)
BLK: 1 (3x) at Missouri (02/13/21)



AU'DIESE TONEY

5 G • Sr. • 6-6 • 205
Huntsville, Ala. || Pittsburgh, Pa.

Awe-Deece Named MVP of the 2021 Hall of Fame Classic (16.0 ppg / 9.0 rpg) ... Among the SC leaders in FT made, FT Att and FT PCT ... Played three seasons with at Pitt and has two years of eligibility at Arkansas ... 78 points shy of 1,000 for his career ... Had a season-high 20 points vs Vanderbilt

Year	GP	GS	Min	Avg	FG	FGA	Pct	3FG	3FGA	Pct	FT	FTA	Pct	Off	Def	Tot	Avg	PF	FO	Ast	TO	Blk	Stl	Pts	Avg
2021-22	14	11	401	28.6	53	80	.663	5	9	.556	48	63	.762	33	45	78	5.6	22	0	13	15	7	10	159	11.4
CAREER	93	80	2703	29.1	317	700	.453	62	198	.313	226	332	.681	195	306	501	5.4	177	3	101	122	16	90	922	9.9

CAREER HIGHS

PTS: 27 vs Duke (01/28/20)
REB: 14 at Syracuse (01/06/21)
AST: 6 vs Drexel (11/28/20)
STL: 4 (4x) last vs Wake Forest (03/10/20)
BLK: 2 vs Saint Louis (11/21/18)



JAYLIN WILLIAMS

10 F • So. • 6-10 • 240
Fort Smith, Ark.

On two Jon Rothstein lists: 1 of 20 Under-The-Radar Break-Out Players AND 1 of 20 Glue Guys ... Took a team-best 16 charges in 2020-21 and taken a team-best 13 this season ... **Only player in the SEC to rank among the top 20 in both assists and rebounds.**

Year	GP	GS	Min	Avg	FG	FGA	Pct	3FG	3FGA	Pct	FT	FTA	Pct	Off	Def	Tot	Avg	PF	FO	Ast	TO	Blk	Stl	Pts	Avg
2021-22	14	12	401	28.6	36	68	.529	3	14	.214	20	37	.541	25	91	116	8.3	33	0	49	27	16	15	95	6.8
CAREER	40	17	801	20.0	69	137	.504	10	37	.270	43	68	.632	54	183	237	5.9	83	1	70	51	34	27	191	4.8

CAREER HIGHS

PTS: 15 vs Charlotte (12/07/21)
REB: 13 vs Central Arkansas (12/01/21)
AST: 7 vs UNI (11/17/21)
STL: 3 vs Charlotte (12/07/21)
BLK: 2 (3x) last at LSU (01/13/21)



CHRIS LYKES

11 G • Gr.Sr. • 5-7 • 160
Mitchellville, Md. || Miami (Fla.)

"LIKES" Leads SEC (15th NCAA) in FT Made ... #20 returning player in college basketball (Andy Katz) ... #51 on CBSports Top 100 & 1 returning players for '21-22 ... 1 of 30 Impact Transfers (Jon Rothstein) ... **2021 Hall of Fame Classic All-Tourney** ... 2x led Miami & ranked among the ACC top 10 in scoring.

Year	GP	GS	Min	Avg	FG	FGA	Pct	3FG	3FGA	Pct	FT	FTA	Pct	Off	Def	Tot	Avg	PF	FO	Ast	TO	Blk	Stl	Pts	Avg
2021-22	14	2	342	24.4	44	116	.379	16	50	.320	65	75	.867	5	14	19	1.4	24	1	24	17	0	14	169	12.1
CAREER	106	70	2951	27.8	463	1132	.409	181	526	.344	318	400	.795	32	175	207	2.0	238	2	275	225	10	114	1425	13.4

CAREER HIGHS

PTS: 28 (2x) last at Illinois (12/02/19)
REB: 6 vs Loyola-Chicago (03/15/18)
AST: 9 at Virginia Tech (03/08/19)
STL: 5 vs Temple (12/19/17)
BLK: 2 vs Florida State (01/18/20)



CHANCE MOORE

13 G • Fr. • 6-5 • 195
Brookhaven, Ga.

A four-star recruit ... Rated 84th nationally by ESPN and 93rd by 247Sports Composite ... Ranked as the #16 small forward in the nation by ESPN and #21 shooting guard by 247Sports Composite ... Was #4 overall prospect in Georgia by ESPN and #6 by 247Sports Composite.

Year	GP	GS	Min	Avg	FG	FGA	Pct	3FG	3FGA	Pct	FT	FTA	Pct	Off	Def	Tot	Avg	PF	FO	Ast	TO	Blk	Stl	Pts	Avg
2021-22	2	0	4	2.0	0	1	.000	0	0	.000	0	0	.000	0	0	0	0.0	2	0	0	0	0	0	0	0.0

CAREER HIGHS

PTS: --
REB: --
AST: --
STL: --
BLK: --



JAXSON ROBINSON

14 G • So. • 6-6 • 185
Ada, Okla. || Texas A&M

Has started three straight and set various career highs in each ... Transfer from Texas A&M's (played in 14 of 18 games with four starts as a frosh) ... Was a top 50 recruit of 2021 class but reclassified to the 2020 signing class.

Year	GP	GS	Min	Avg	FG	FGA	Pct	3FG	3FGA	Pct	FT	FTA	Pct	Off	Def	Tot	Avg	PF	FO	Ast	TO	Blk	Stl	Pts	Avg
2021-22	9	3	136	15.1	18	44	.409	13	38	.342	3	3	1.000	4	14	18	2.0	10	0	7	5	3	1	52	5.8
CAREER	23	7	273	11.9	29	75	.387	21	66	.318	3	4	.750	8	25	33	1.4	20	0	11	10	4	4	82	3.6

CAREER HIGHS

PTS: 14 vs Elon (12/21/21)
REB: 7 (2x) last at Miss State (12/29/21)
AST: 3 vs Vanderbilt (01/04/22)
STL: 1 (4x) last vs Little Rock (12/04/21)
BLK: 1 (4x) last vs Vanderbilt (01/04/22)



KAMANI JOHNSON

23 F • R-Jr. • 6-7 • 235
Brooklyn, N.Y. || L

Sat-out last season at Arkansas ... A third team 2020 All-Sun Belt in 2019 ... Led the Sun Belt and ranked 26th nationally in free throw attempts in 2019-20 and ranked 49th in the NCAA in free throws made (144) ... Career: scored 479 points, grabbed 337 rebounds and dished out 105 assists.

Year	GP	GS	Min	Avg	FG	FGA	Pct	3FG	3FGA	Pct	FT	FTA	Pct	Off	Def	Tot	Avg	PF	FO	Ast	TO	Blk	Stl	Pts	Avg
2021-22	8	0	53	6.6	6	7	.857	0	0	.000	12	20	.600	8	14	22	2.8	7	0	1	8	5	1	24	3.0
CAREER	66	43	1432	21.7	157	294	.534	0	2	.000	189	283	.668	153	206	359	5.4	191	10	106	116	33	38	503	7.6

CAREER HIGHS

PTS: 32 at Arkansas State (02/22/20)
REB: 16 at Arkansas State (02/22/20)
AST: 6 vs Appalachian State (02/01/20)
STL: 3 vs Arkansas State (02/02/19)
BLK: 3 vs Elon (12/21/21)



CONNOR VANOVER

23 F • Jr. • 7-3 • 215
Little Rock, Ark. || California

Started 10 games this season and Arkansas is 9-1 in such contests ... Scored a season-high 19 in the opener vs Mercer, adding a season-high seven rebounds ... Was 1 of 3 in the NCAA in 2020-21 to post 50 BLKS and 20 3's made ... At least seven rebounds in 9x last year and at least 3 BLKS 8x.

2021-22	12	10	109	9.1	21	46	.437	1	12	.083	14	17	.824	11	19	30	2.3	4	0	3	2	9	1	57	4.8
CAREER	69	52	1083	15.7	174	378	.460	52	162	.321	50	62	.806	59	185	244	3.5	79	2	22	41	95	21	450	6.5