



MOUNTAINEER BASKETBALL

PO BOX 877

MORGANTOWN, WV 26507-0877

WVUSPORTS.COM

304.293.2821 PHONE

2021-22 Schedule/Results

Date	Opponent	Television	Time/Results
O29	Akron (charity exhibition)	Big 12 Now on ESPN+	W/74-59
N9	Oakland	Big 12 Now on ESPN+	W/60-53
N12	Pitt	ESPN	W/74-59
N18	vs. Elon &	ESPN2	W/87-68
N19	vs. Marquette &	ESPN2	L/82-71
N21	vs. Clemson &	ESPN2	W/66-59
N26	Eastern Kentucky	Big 12 Now on ESPN+	W/80-77
N30	Bellarmine	Big 12 Now on ESPN+	W/74-55
D4	Radford	Big 12 Now on ESPN+	W/67-51
D8	UConn *	ESPN2	W/56-53
D12	Kent State	ESPN2	W/63-50
D18	at UAB *	CBS Sports Network	W/65-59
D22	Youngstown State	Big 12 Now on ESPN+	W/82-52
J1	at Texas *	ESPN	L/74-59
J3	at TCU *	ESPN	Postponed until Feb. 21
J8	Kansas State *	Big 12 Now on ESPN+	W/71-68
J11	Oklahoma State *	ESPN2	W/70-60
J15	at Kansas *	CBS	L/85-59
J18	Baylor *	ESPN2	L/77-68
J22	at Texas Tech *	ESPN2	L/78-65
J26	Oklahoma *	ESPN2	L/72-62
J29	at Arkansas #	ESPN2	2:00 p.m.
J31	at Baylor *	ESPN	9:00 p.m.
F5	Texas Tech *	ESPN/2	2:00 p.m.
F8	Iowa State *	Big 12 Now on ESPN+	7:00 p.m.
F12	at Oklahoma State *	ESPN/2	2:00 p.m.
F14	at Kansas State *	ESPN2	7:00 p.m.
F19	Kansas *	ESPN	8:00 p.m.
F21	at TCU *	Big 12 Now on ESPN+	8:00 p.m.
F23	at Iowa State *	ESPN/2	7:00 p.m.
F26	Texas *	ESPN/2	Noon/2:00/4:00 p.m.
M1	at Oklahoma *	ESPN/2	7:00 p.m.
M5	TCU *	Big 12 Now on ESPN+	2:00 p.m.
M9-12	Phillips 66 Big 12 Champ. @	ESPN/2/U	TBD

& Shriners Children's Charleston Classic, Charleston, S.C.

* Legacy Arena, Birmingham, Ala.

* Big East-Big 12 Battle

* Big 12 Conference Game

Big 12/SEC Challenge

@ Phillips 66 Big 12 Championship, Kansas City, Mo.



Arkansas

Razorbacks (15-5, 5-3 SEC)

Game 20 - Arkansas

DATE: Saturday, Jan. 29, 2022

LOCATION: Bud Walton Arena (19,200) in Fayetteville, Ark.

TIPOFF: 2:00 p.m. ET

SERIES: Arkansas leads 1-0

TV: ESPN2 (Kevin Fitzgerald and Dane Bradshaw)

RADIO: MSN from Learfield (Tony Caridi & Jay Jacobs) XM 383, SXM App 973

Officials: Announced on game day



West Virginia

Mountaineers (13-6, 2-5)

West Virginia Travels to Arkansas for the First Time in Big 12/SEC Challenge

- Last Saturday at Tech, Bob Huggins coached his 1,300th career game. He has coached the sixth-most games in college basketball history behind Mike Krzyzewski, Jim Boeheim, Jim Phelan, Cliff Ellis and Jim Calhoun.
- Huggins coached his 500th game at West Virginia against Oklahoma on Wednesday.
- It was announced on Dec. 20 that Bob Huggins is eligible for the 2022 class of the Naismith Basketball Hall of Fame.
- With the win against Clemson on Nov. 21, Bob Huggins moved past Roy Williams for fourth place on the NCAA all-time Division I winningest coaches list. Huggins' record now stands at 913-388 in his 40th season as a head coach. He needs seven more wins to tie Jim Calhoun for third place all-time.
- Huggins is the third-winningest active coach behind Mike Krzyzewski and Jim Boeheim.
- On Jan. 4, 2021 at Oklahoma State, Bob Huggins recorded his 300th career victory at his alma mater. Only Gale Catlett (1979-2002) has won more games at WVU with 439. Huggins now has 323 victories at West Virginia.
- Huggins became just the second coach to win at least 300 games at two different Division I schools (WVU - 323 and Cincinnati - 399), joining Roy Williams (Kansas - 418 and North Carolina - 485).
- In his 40th season as a head coach, Huggins became the 18th Division I head coach all-time to coach 40 or more years.
- WVU is 237-67 in its last 304 games against unranked teams, including winners of 127 of its last 150 at home.
- West Virginia is 151-37 in nonconference regular season games under Bob Huggins, including an 87-8 mark at home.
- West Virginia is 182-43 against nonconference teams in regular season games in the last 19 seasons.
- WVU is 73-58 in the Big 12 regular season in the last eight seasons.
- West Virginia is 142-116 under Bob Huggins in conference regular season games (Big 12 and Big East).
- Bob Huggins is 98-86 in Big 12 Conference games. He is 88-80 at WVU, and was 10-6 at Kansas State in 2006-07.
- Taz Sherman is one of two Big 12 players to be named Big 12 Player of the Week twice this season.
- Sean McNeil earned Big 12 Player of the Week honors on Dec. 27, the second honor is his career.
- In Big 12 games only, WVU leads the league in blocked shots (4.8) and free throw percentage (81.0).
- In league games only, Jalen Bridges (1,000) and Malik Curry (97.0) ranked first and second in free throw%. Isaiah Cottrell is second in blocked shots (1.4). Bridges is second in offensive rbs. (3.3) and McNeil is first in minutes played (37.79).
- This season, WVU has seven seniors, including five who are in their fifth year of eligibility due to COVID-19.
- West Virginia has allowed its opponent to shoot 50 percent or better 91 times under Bob Huggins (501 games).
- West Virginia has made at least one 3-point field goal in 748 consecutive games.
- Last season, Gabe Osabuohien led WVU with 171 deflections and 23 charges taken.
- Osabuohien leads WVU with 131 deflections, followed by Kedrian Johnson with 112 and Jalen Bridges 88.
- Osabuohien has taken 18 charges taken this season, including three against Kansas State on Jan. 8.
- WVU is forcing its opponents to turn it over on 24.2% of their possessions, the 13th-best percentage in the country.
- Sean McNeil hit his 100th career 3-point field goal against Oakland. Taz Sherman hit his 100th against Kansas State.
- The Mountaineers have won 122 of their last 134 games when holding opponents to 69 points or less.
- WVU has won 133 of its last 146 and 189 of its last 212 games when holding opponents to less than 69 points.
- WVU is 244-41 under Huggins when holding opponents to 69 points or less.
- West Virginia is 80-5 under Bob Huggins when shooting 50 percent or better from the field.
- West Virginia is 253-52 under Bob Huggins when leading at halftime.
- West Virginia is 259-30 under Bob Huggins when leading by 10 or more points in a game.
- West Virginia is 222-16 under Bob Huggins when posting a higher shooting percentage than its opponent.
- The Mountaineers are 238-60 under Bob Huggins when scoring 70 or more points in a game.
- West Virginia is 238-68 under Bob Huggins when outrebounding its opponent.
- West Virginia is 173-86 (.675) since the start of the 2014-15 season.
- In 2020-21, it was WVU's 10th NCAA appearance in 14 years and 12th appearance in the last 17 seasons.
- WVU has made 16 postseason appearances in the last 18 years, including the NCAA Final Four in 2010.
- Huggins has wins over 55 AP-ranked teams at WVU, including 22 wins over Top 10 teams and three over No. 1.
- Huggins has 100 wins over ranked teams as a head coach in his career.
- Huggins has posted 55 conference road victories in 15 seasons at WVU, including six in 2020-21, two in 2019-20, four in 2017-18, five Big 12 road wins in 2016-17, six Big 12 road wins in 2015-16 and four Big 12 road wins in 2014-15.
- WVU is 585-171 (.778) all-time at the WVU Coliseum and 226-57 at the WVU Coliseum in the last 18 seasons.
- West Virginia is 176-51 at the WVU Coliseum under Bob Huggins, including an 87-43 mark in league games.
- The Mountaineers have won 101 of their last 148 conference games at the WVU Coliseum.
- The Mountaineers are 15-14 in games played on Jan. 29. WVU is 518-347 in the month of January.

WVU Athletics Communications

Associate Athletics Director Bryan Messerly

Email bryan.messerly@mail.wvu.edu

Office Phone 304-293-2821

Twitter @wvusidmess/@wvuhoops

Follow the Mountaineers on ...

WVUSPORTS.COM

f WVUMensBasketball

youtube/wvusports

@WVUHoops #HailWV



big12sports.com

@WVUHoops

Bob Huggins

- Huggins is WVU's 21st head basketball coach.
- Huggins is a Morgantown native and a 1977 graduate of West Virginia University.
- Huggins has won 913 games in his 40th season as a head coach.
- Huggins ranks third in total victories among active Division I head coaches.
- Huggins ranks fourth among the NCAA's all-time winningest coaches.
- Huggins' teams have participated in postseason play in 34 of 39 seasons, including 25 NCAA Tournaments.
- His squads have won 20 or more games in all but nine of his 39 campaigns, including 30 or more twice.
- Huggins averages 23.7 victories a season.
- Huggins has made two NCAA Final Fours and four NCAA Elite Eight appearances.
- He has been named national coach of the year six times.
- Huggins' teams have finished in the Top 10 final rankings nine times.
- Huggins has coached 13 All-Americans and 75 all-conference selections.
- Huggins has coached 20 NBA draft picks, including six first round selections and four lottery picks.
- Huggins has won 13 conference regular season titles.
- Huggins has won 10 conference tournament titles.
- Huggins has led West Virginia to 10 NCAA Tournament appearances.

Year	School	Position	Record
1977-78	West Virginia	Graduate Assistant	12-16
1978-79	Ohio State (NIT)	Assistant Coach	19-12
1979-80	Ohio State (NCAA)	Assistant Coach	21-8
1980-81	Walsh College	Head Coach	14-16
1981-82	Walsh College (NAIA)	Head Coach	23-9
1982-83	Walsh College (NAIA)	Head Coach	34-1
1983-84	UCF	Assistant Coach	15-13
1984-85	Akron	Head Coach	12-14
1985-86	Akron (NCAA)	Head Coach	22-8
1986-87	Akron (NIT)	Head Coach	21-9
1987-88	Akron	Head Coach	21-7
1988-89	Akron (NIT)	Head Coach	21-8
1989-90	Cincinnati (NIT)	Head Coach	20-14
1990-91	Cincinnati (NIT)	Head Coach	18-12
1991-92	Cincinnati (NCAA)	Head Coach	29-5
1992-93	Cincinnati (NCAA)	Head Coach	27-5
1993-94	Cincinnati (NCAA)	Head Coach	22-10
1994-95	Cincinnati (NCAA)	Head Coach	23-11
1995-96	Cincinnati (NCAA)	Head Coach	28-5
1996-97	Cincinnati (NCAA)	Head Coach	26-8
1997-98	Cincinnati (NCAA)	Head Coach	27-6
1998-99	Cincinnati (NCAA)	Head Coach	27-6
1999-00	Cincinnati (NCAA)	Head Coach	29-4
2000-01	Cincinnati (NCAA)	Head Coach	25-10
2001-02	Cincinnati (NCAA)	Head Coach	31-4
2002-03	Cincinnati (NCAA)	Head Coach	17-12
2003-04	Cincinnati (NCAA)	Head Coach	25-7
2004-05	Cincinnati (NCAA)	Head Coach	25-8
2006-07	Kansas State (NIT)	Head Coach	23-12
2007-08	West Virginia (NCAA)	Head Coach	26-11
2008-09	West Virginia (NCAA)	Head Coach	23-12
2009-10	West Virginia (NCAA)	Head Coach	31-7
2010-11	West Virginia (NCAA)	Head Coach	21-12
2011-12	West Virginia (NCAA)	Head Coach	19-14
2012-13	West Virginia	Head Coach	13-19
2013-14	West Virginia (NIT)	Head Coach	17-16
2014-15	West Virginia (NCAA)	Head Coach	25-10
2015-16	West Virginia (NCAA)	Head Coach	26-9
2016-17	West Virginia (NCAA)	Head Coach	28-9
2017-18	West Virginia (NCAA)	Head Coach	26-11
2018-19	West Virginia (CBI)	Head Coach	15-21
2019-20	West Virginia *	Head Coach	21-10
2020-21	West Virginia (NCAA)	Head Coach	19-10
2021-22	West Virginia	Head Coach	13-6
Overall	40 Seasons		913-388

Postseason canceled due to COVID-19

By The Numbers

- 2 - Appearances in the NCAA Final Four (1992, 2010)
- 3 - Times earning the Ray Meyer Award as the Conference USA Coach of the Year (1997-98, 1998-99, 1999-00); also named the Conference USA Coach of the Decade
- 4 - Appearances in the NCAA Elite Eight (1992, 1993, 1996, 2010)
- 5 - Conference Players of the Year (Danny Fortson - 1996 and 1997; Kenyon Martin - 2000; Steve Logan 2001 and 2002)
- 6 - Times named National Coach of the Year (1991-92 - Hoop Scoop, 1992-93 - Playboy, 1997-98 - Basketball Times, 1999-2000 - The Sporting News, 2001-02 - ESPN.com, 2014-15 - Jim Phelan Award)
- 9 - Top-10 final poll rankings
- 10 - Number of NCAA appearances at West Virginia (2008, 2009, 2010, 2011, 2012, 2015, 2016, 2017, 2018, 2021)
- 10 - Conference tournament titles
- 14 - Number of All-Americans in coaching tenure (Bobby Brannan - 1998, DaSean Butler - 2010, Jevon Carter - 2018, Derek Culver - 2021, Danny Fortson - 1995-1997, DerMarr Johnson - 2000, Kevin Jones - 2012, Steve Logan - 2001-2002, Kenyon Martin - 1999-2000, Pete Miceal - 2000, Ruben Patterson - 1998, Juwan Staten - 2015, Nick Van Exel - 1993, Dontonio Wingfield - 1994)
- 13 - Conference regular season titles
- 14 - Consecutive NCAA Tournament appearances at Cincinnati (1992-2005)
- 20 - NBA Draft picks, including six first round selections and four lottery picks (Marcel Boyce - 1987; Corie Blount and Nick Van Exel - 1993; Dontonio Wingfield - 1994; Danny Fortson - 1997; Ruben Patterson - 1998; Melvin Levett - 1999; Kenyon Martin, DerMarr Johnson and Pete Miceal - 2000; Kenny Satterfield - 2001; Steve Logan - 2002; Jason Maxiell - 2005; James White - 2006; Joe Alexander - 2008; Bill Walker - 2008; DaSean Butler and Devin Ebanks - 2010; Jevon Carter - 2018; Miles McBride - 2021)
- 25 - NCAA Tournament appearances
- 30 - Number of 20-win seasons in his 39 years as a head coach, including 18 seasons of 25 wins or more
- 34 - Postseason appearances; 25 NCAA appearances, six NIT appearances (two at Akron; two at Cincinnati; one at Kansas State; one at West Virginia), one CBI and two NAIA
- 75 - All-Conference selections in Division I (43 at Cincinnati; three at Akron; two at Kansas State; 27 at West Virginia)

WINNINGEST ALL-TIME DIVISION I MEN'S BASKETBALL COACHES

Coach	Wins
1. Mike Krzyzewski	1,185
2. Jim Boeheim	991
3. Jim Calhoun	920
4. Bob Huggins	913
5. Roy Williams	903
6. Bob Knight	902
7. Dean Smith	879
8. Adolph Rupp	876
9. Jim Phelan	830
10. Rollie Massimino	816
11. Eddie Sutton	806
12. Rick Byrd	805
13. Cliff Ellis	804
14. Lefty Driesell	786
15. Lute Olson	781
16. Lou Henson	779
17. Ed Diddle	759
18. Henry Iba	755
19. John Beilein	754
20. Bo Ryan	747

Milestone Wins

1 - at Oberlin (11/22/80)	91-59
50 - vs. Mercyhurst (1/6/83)	65-56
100 - vs. Tennessee Tech (2/10/86)	79-69
150 - vs. Stephen F. Austin (12/3/88)	102-77
200 - vs. Xavier (1/30/91)	69-56
250 - vs. DePaul (1/30/93)	80-54
300 - at Dayton (1/26/95)	81-60
350 - vs. DePaul (2/1/97)	90-53
400 - vs. UNC Wilmington (12/30/98)	81-52
450 - vs. Youngstown State (12/20/00)	74-65
500 - vs. Boston University (3/15/02)	90-52
550 - vs. Jackson State (12/20/04)	95-43
600 - at Canisius (12/22/07)	77-54
650 - vs. Marquette (12/29/09)	63-62
700 - vs. Missouri State (12/22/11)	70-68
750 - vs. NC State (12/20/14)	83-69
800 - vs. UMKC (12/17/16)	112-67
850 - vs. Youngstown State (12/1/18)	106-72
900 - vs. Morehead State (3/19/21)	84-67

By School

School	Tenure	Won	Lost	Pct.
Walsh	3 years	71	26	.732
Akron	5 years	97	46	.678
Cincinnati	16 years	399	127	.759
Kansas State	1 year	23	12	.657
West Virginia	15 years	323	177	.651

Coaching Honors

2021-22 Season
Naismith Memorial Basketball Hall of Fame Ballot

2020-21 Season
Naismith Memorial Basketball Hall of Fame Ballot
USBWA District II Coach of the Year

2019-20 Season
Naismith Memorial Basketball Hall of Fame Ballot

2018-19 Season
Naismith Memorial Basketball Hall of Fame Ballot
Conference USA Inaugural Hall of Fame Class

2017-18 Season
Naismith Memorial Basketball Hall of Fame Ballot

2014-15 Season
Big 12 Coach of the Year
National Coach of the Year (Jim Phelan Award)
West Virginia State Sportswriters Coach of the Year
NABC District 8 Coach of the Year

2009-10 Season
West Virginia State Sportswriters Coach of the Year
Big East Tournament Champions

2008-09 Season
West Virginia State Sportswriters Coach of the Year

2007-08 Season
West Virginia State Sportswriters Coach of the Year

2006-07 Season
USBWA District VI Coach of the Year
Big 12 Coach of the Year by the Kansas City Star

2004-05 Season
Conference USA Coach of the Decade

2003-04 Season
Conference USA Regular Season Champions
Conference USA Tournament Champions

2001-02 Season
Conference USA Regular Season Champions
Conference USA Tournament Champions
National Coach of the Year (ESPN.com)

2000-01 Season
Conference USA Regular Season Champions

1999-00 Season
Conference USA Regular Season Champions
Conference USA Coach of the Year
Ohio College Coach of the Year
National Coach of the Year (The Sporting News)

1998-99 Season
Conference USA Regular Season Champions
Conference USA Coach of the Year

1997-98 Season
Conference USA Regular Season Champions
Conference USA Tournament Champions
Conference USA Coach of the Year
National Coach of the Year (Basketball Times)

1996-97 Season
Conference USA Regular Season Champions

1995-96 Season
Conference USA Regular Season Champions
Conference USA Tournament Champions
Midwest Coach of the Year (Basketball Times)
Ohio College Coach of the Year

1994-95 Season
Great Midwest Tournament Champions

1993-94 Season
Great Midwest Tournament Champions
Akron Sports Hall of Fame

1992-93 Season
Great Midwest Conference Regular Season Champions
Great Midwest Tournament Champions
Great Midwest Conference Coach of the Year
National Coach of the Year (Playboy)

1991-92 Season
Great Midwest Conference Regular Season Champions
Great Midwest Tournament Champions
Great Midwest Conference Coach of the Year
District 4 Coach of the Year (USBWA)
Ohio College Coach of the Year
Midwest Coach of the Year (Basketball Times)
National Co-Coach of the Year (Hoop Scoop)

1989-90 Season
Metro Conference Coach of the Year

1985-86 Season
Ohio Valley Conference Champions
Ohio Valley Coach of the Year
Walsh College Wall of Fame

1984-85 Season
Ohio Valley Coach of the Year

1982-83 Season
Mid-Ohio Conference Champions
NAIA District Champions
Mid-Ohio Conference Coach of the Year
NAIA District 22, NAIA Area 6 Coach of the Year

1981-82 Season
Mid-Ohio Conference Champions
Mid-Ohio Conference Coach of the Year
NAIA District 22 Coach of the Year



Probable Mountaineer Starters (Starters based on previous game)

No.	Name	Pos.	Ht.	Wt.	Cl.	Statistics	Notes
11	Jalen Bridges	F	6-7	225	So.	8.8 ppg, 5.5 rpg	Averaging 11.6 points in Big 12 games this season
13	Isaiah Cottrell	F	6-10	245	r-Fr.	4.1 ppg, 2.6 rpg	Second in blocks in conference games only
22	Sean McNeil	G	6-3	205	Sr.	13.6 ppg, 2.8 rpg	Shooting 44.8% from 3 in conference games
12	Taz Sherman	G	6-4	190	5th	18.5 ppg, 2.9 rpg	Second in the Big 12 in points per game
0	Kedrian Johnson	G	6-3	185	Sr.	4.5 ppg, 2.0 rpg	Leads WVU with 36 steals on the season

Mountaineers Off The Bench

No.	Name	Pos.	Ht.	Wt.	Cl.	Statistics	Notes
10	Malik Curry	G	6-1	190	5th	8.6 ppg, 2.2 rpg	Averaging 11.7 points in Big 12 games
3	Gabe Osabuohien	F	6-7	240	5th	5.1 ppg, 5.7 rpg	Career-high 17 points against OU on Wednesday
1	Pauly Paulicap	F	6-8	235	5th	3.0 ppg, 3.3 rpg	Shooting 46.8 percent from the field
5	Dimon Carrigan	F	6-9	230	5th	1.9 ppg, 2.9 rpg	Seventh in Big 12 in blocked shots per game
2	Kobe Johnson	G	6-3	210	Fr.	1.7 ppg, 0.6 rpg	Ohio Division I Player of the Year in 2021
45	Seth Wilson	G	6-1	215	Fr.	1.0 ppg, 0.6 rpg	Named Lorain County Mr. Basketball
32	James Okonkwo	F	6-8	230	Fr.	1.0 ppg, 1.0 rpg	Attended Beckley Prep JVN in Beckley, W.Va.
23	Seny N'diaye	F	6-10	245	So.	0.0 ppg, 1.5 rpg	Named to the Academic All-Big 12 Rookie Team
4	Jamel King	F	6-7	190	Fr.	0.0 ppg, 0.2 rpg	Originally committed to New Mexico

Probable Arkansas Starters (Starters based on previous game)

No.	Name	Pos.	Ht.	Wt.	Cl.	Statistics
3	Trey Wade	F	6-6	220	Sr.	3.6 ppg, 1.9 rpg
10	Jaylin Williams	F	6-10	240	So.	9.0 ppg, 8.9 rpg
0	Stanley Umude	G	6-6	210	Sr.	9.9 ppg, 4.3 rpg
1	JD Notae	G	6-2	190	Sr.	18.9 ppg, 4.6 rpg
5	Au'Diese Toney	G	6-6	205	Sr.	10.7 ppg, 5.5 rpg

Scouting Arkansas

- Arkansas is 15-5 and 5-3 in the SEC following a 64-55 win at Ole Miss on Wednesday.
- The Razorbacks started 0-3 in SEC play and have won their last five contests.
- Arkansas is 11-2 at home, including a 3-1 home record in SEC play.
- Eric Musselman is in his third season at Arkansas, where he is 60-24. He is 170-58 in his seventh year as a head coach.

Series Record

- Arkansas leads the series, 1-0, with West Virginia.
- The only meeting took place in the championship game of the 2006 Old Spice Classic in Orlando. The Razorbacks came away with a 71-64 victory.
- This will be West Virginia's first game ever played in the state of Arkansas. Arkansas marks the 40th different state that West Virginia basketball has played a game in.
- West Virginia is 30-38 against current members of the Southeastern Conference.
- WVU is 2-6 in the SEC/Big 12 Challenge. WVU fell to Florida at home last season, defeated Missouri two years ago, lost at No. 1 Tennessee in 2019, fell to Kentucky at home in 2018, defeated Texas A&M at home in 2017, lost at Florida in 2016, fell to LSU at home in 2014-15 and lost at Missouri in 2013-14.
- WVU was 1-1 in the Big East/SEC Challenge. WVU defeated Auburn in Birmingham (2007) and lost at Miss. State (2011).
- Bob Huggins is 2-1 against Arkansas. All three meetings took place when he was the head coach at Cincinnati.
- He won at Arkansas in 1995, 82-67, defeated Arkansas in Cincinnati, 92-57, in 1996 and fell to Arkansas at the Rainbow Classic in 1994, 84-75.

WVU Basketball Tradition

- This is the 113th season and 119th year overall for West Virginia basketball, which began in 1903.
- The Mountaineers own a 1,824-1,125 all-time record in intercollegiate basketball competition, ranking the Mountaineers 20th in wins among all Division I schools.
- WVU has earned 30 NCAA berths, 16 NIT trips and one CBI bid since 1941, and has finished in the Top 25 24 times, including an amazing nine straight years from 1955-63.
- In 1958, the Mountaineers finished the regular season ranked No. 1 in both polls and in 1959, West Virginia, led by All-America guard Jerry West, lost in the NCAA finals to California.
- West Virginia has had 13 first team All-Americans, headlined by West, who went on to become one of basketball's all-time greats with the NBA's Los Angeles Lakers.
- Under Huggins, Derek Culver was named to the Lute Olson All-American team in 2021, Jevon Carter was named to the John Wooden, Lute Olson and Senior CLASS All-America teams in 2018. Juwan Staten was named to the Lute Olson All-America team in 2015, DaSean Butler earned All-America first team honors in 2010 by John Wooden & *Basketball Times* and Kevin Jones earned All-America honors in 2012 by John Wooden.
- Besides West, some of basketball's biggest names have been affiliated with the Old Gold & Blue, including former Lakers coach and general manager Fred Schaus, former NBA President of Basketball Operations and NBA Hall of Famer Rod Thorn and former Utah Jazz broadcaster and NBA Hall of Famer "Hot Rod" Hundley.
- West Virginia has played in four different home venues: the ROTC Armory (1903-15), The Ark (1916-27), Stansbury Hall (1928-69) and the WVU Coliseum (1970-present). When the WVU Coliseum was closed due to asbestos removal during the 1999-2000 season, WVU played home games in Charleston, Wheeling and Fairmont.

When West Virginia ...

Plays a home game: 10-2
Plays a road game: 1-3
Plays a game at a neutral site: 2-1
Plays a Big 12 game: 2-5
Plays a nonconference game: 11-1

Plays on Sunday: 2-0
Plays on Monday: 0-0
Plays on Tuesday: 3-1
Plays on Wednesday: 2-1
Plays on Thursday: 1-0
Plays on Friday: 2-1
Plays on Saturday: 3-3

Wears white uniforms: 6-2
Wears blue uniforms: 0-2
Wears gold uniforms: 4-1
Wears gray uniforms: 3-1

Wins the tipoff: 7-4
Is ahead at halftime: 10-1
Is behind at halftime: 3-5
Is tied at halftime: 0-0
Plays an overtime game: 0-0
Leads by 10 or more points: 8-2
Trails by 10 or more points: 4-5
Leads entering the final minute: 13-0
Is behind entering the final minute: 0-6
Is tied entering the final minute: 0-0

Shoots 50% or better from the field: 2-0
Shoots less than 50% from the field: 11-6
Allows the opponent to shoot 50% or better: 2-3
Holds the opponent to less than 50%: 11-3
Outshoots the opponent: 8-1

Outrebounds the opponent: 8-0
Is outrebounded by the opponent: 5-4
Has the same number of rebounds as the opponent: 0-2
Outscores the opponent in bench scoring: 10-5
Is outscored by the opponent's bench: 2-1
Scores the same as the opponent's bench: 1-0

Shoots more free throws than the opponent: 10-4
Shoots fewer free throws than the opponent: 3-2
Shoots the same number of free throws as the opponent: 0-0
Commits more fouls than the opponent: 1-1
Commits fewer fouls than the opponent: 9-5
Commits the same number of fouls as the opponent: 3-0
Has more turnovers than the opponent: 1-2
Has fewer turnovers than the opponent: 11-4
Has the same number of turnovers as the opponent: 1-0

Scores less than 60 points: 1-2
Scores 60-69 points: 5-3
Scores 70-79 points: 4-0
Scores 80 or more points: 3-1
Allows the opponent less than 60 points: 9-0
Allows the opponent 60-69 points: 3-0
Allows the opponent 70-79 points: 1-5
Allows the opponent more than 80 points: 0-1

West Virginia In Its 13 Wins/6 Losses

WVU's field goal percentage: 44.3/38.0
WVU's free throw percentage: 65.3/77.4
WVU's 3-point field goal percentage: 30.7/32.7
WVU's free throw attempts/game: 21.1/19.2
WVU's offensive rebounds/game: 11.7/11.0
WVU's rebounds/game: 34.5/32.3
WVU's rebound margin/game: -0.7/-5.0
WVU's assists/game: 11.0/8.5
WVU's turnovers/game: 11.8/14.3
WVU's points/game: 70.4/64.0
Opponent's field goal percentage: 40.6/47.4
Opponent's points/game: 58.8/78.0
Opponent's turnovers/game: 18.2/12.8
Opponent's free throw attempts/game: 13.8/17.5

Wins are first, followed by losses



Double-Figure Scoring Games/2021-22

Taz Sherman.....	17
Sean McNeil.....	15
Malik Curry.....	7
Jalen Bridges.....	6
Gabe Osabuohien.....	2
Kedrian Johnson.....	1

Career Double-Figure Scoring Games

Taz Sherman.....	42
Sean McNeil.....	38
Jalen Bridges.....	12
Malik Curry.....	6
Gabe Osabuohien.....	5
Kedrian Johnson.....	1

20-Point Games/2021-22

Taz Sherman.....	7
Sean McNeil.....	2
Jalen Bridges.....	1
Malik Curry.....	1

Career 20-Point Games

Taz Sherman.....	14
Sean McNeil.....	7
Jalen Bridges.....	2
Malik Curry.....	1

Double-Figure Rebounding Games/2021-22

Gabe Osabuohien.....	2
Jalen Bridges.....	1

Career Double-Figure Rebounding Games

Jalen Bridges.....	3
Gabe Osabuohien.....	3

Double-Figure Assist Games/2021-22

None

Career Double-Figure Assist Games

None

Double-Doubles/2021-22

Jalen Bridges.....	1
--------------------	---

Career Double-Doubles

Jalen Bridges.....	2
--------------------	---

Record Book

Career WVU Wins

Player	Years	Wins
Gale Cattlett	1979-2002	439
Bob Huggins	2008-	323
Francis Stadsfold	1920-33	149
Fred Schaus	1955-60	146
John Beilein	2003-07	104
George King	1961-65	102
Lee Patton	1946-50	91
Red Brown	1951-54	72
Bucky Waters	1966-69	69

Speciality Stats (per game)

	WVU	Opponent
Points off Turnovers	17.3	13.1
Second Chance Points	10.8	8.9
Points in the Paint	26.6	30.0
Fast Break Points	8.5	12.3
Bench Points	20.4	14.3

Tracking The Mountaineers

Date	Associated Press	USA Today Coaches
Preseason	-	RV
November 15	-	RV
November 22	-	RV
November 29	-	RV
December 6	-	-
December 13	RV	RV
December 20	RV	RV
December 27	RV	RV
January 3	RV	RV
January 10	RV	RV
January 17	RV	RV
January 24	-	-

Winning Nonconference Mark

- West Virginia has posted a winning nonconference mark for the 30th consecutive season.
- West Virginia is 182-43 against nonconference teams in regular season games in the last 19 seasons.
- The last time WVU did not post a winning non-league record was 1990-91, when WVU went 4-4 outside of conference.
- WVU is 151-37 in nonconference games under Bob Huggins.
- WVU has finished with one loss during nonconference play in nine different seasons. They were: 1981-82 when West Virginia went 11-1 out of the Atlantic 10, 1957-58 when WVU lost only to Duke in going 11-1, 1996-97 when the Mountaineers were 7-1, losing the season opener at Minnesota, 2004-05 when WVU went 10-1 outside the Big East, 2006-07 when the Mountaineers went 12-1 with their only loss to Arkansas, 2009-10 when WVU was 11-1 with its only loss at Purdue, 2014-15 when the Mountaineers had a one point home loss to LSU, finishing 12-1, in 2016-17 when WVU finished 12-1 with a four-point loss to Temple in Brooklyn and in 2019-20 (12-1) with a two-point loss at St. John's.
- WVU has had one perfect nonconference regular season, 10-0, in 1997-98.

Nonconference Records Since 1990 (Regular season games only)

Year	Conference	Record
1990-91.....	Atlantic 10	4-4
1991-92.....	Atlantic 10	7-4
1992-93.....	Atlantic 10	8-3
1993-94.....	Atlantic 10	8-2
1994-95.....	Atlantic 10	5-3
1995-96.....	Big East	5-3
1996-97.....	Big East	7-1
1997-98.....	Big East	10-0
1998-99.....	Big East	6-4
1999-00.....	Big East	8-3
2000-01.....	Big East	9-2
2001-02.....	Big East	7-5
2002-03.....	Big East	9-3
2003-04.....	Big East	8-3
2004-05.....	Big East	10-1
2005-06.....	Big East	9-4
2006-07.....	Big East	12-1
2007-08.....	Big East	11-2
2008-09.....	Big East	11-2
2009-10.....	Big East	11-1
2010-11.....	Big East	9-3
2011-12.....	Big East	10-3
2012-13.....	Big 12	7-6
2013-14.....	Big 12	8-5
2014-15.....	Big 12	12-1
2015-16.....	Big 12	11-2
2016-17.....	Big 12	12-1
2017-18.....	Big 12	11-2
2018-19.....	Big 12	8-5
2019-20.....	Big 12	12-1
2020-21.....	Big 12	7-2
2021-22.....	Big 12	11-1

Preseason Awards

- Fifth-year senior Taz Sherman was named Preseason All-Big 12 Honorable Mention.
- The Mountaineers were predicted to finish fifth by the league's head coaches in the Big 12 preseason poll.

Academic Success

- Fifty of the last 51 seniors on the WVU men's basketball team have graduated on time or early since 2004.
- In two of the last three years, WVU had the most student-athletes on the Academic All-Big 12 Men's Basketball Team.
- Jalen Bridges was named to the Big 12 All-Academic First Team last year, while Sean McNeil was named to the Second Team. Seny Ndiaye was named to the Big 12 Academic All-Rookie Team.
- In 2017-18, Jevon Carter was named CoSIDA Academic All-American of the Year for men's basketball and first team Academic All-American.
- In 2010, 2011, 2016, 2017, 2018, 2019 and 2020, WVU men's basketball also was recognized nationally for ranking in the top 10 percent nationally among men's basketball programs for the Academic Progress Rate (APR).
- In 2016, 2017, 2018 and 2019, men's basketball was recognized by the NCAA for a perfect four-year APR score of 1,000.

In The Rankings

- West Virginia has been ranked at least one week in 11 of Bob Huggins' 15 seasons at WVU.
- WVU received 18 votes in the preseason USA Today Coaches poll.
- Last season, WVU finished No. 13 in the AP poll and No. 18 in the USA Today Coaches poll.
- The Mountaineers were ranked in every AP poll last season.
- The Mountaineers have been ranked 129 weeks in the AP poll under Bob Huggins, including 43 weeks in the AP Top 10. Huggins has had WVU ranked more weeks than any other coach in school history.
- WVU was ranked for 76 consecutive weeks in the USA Today Coaches poll until Nov. 19, 2018.
- WVU's streak of 55 weeks from 2015-18 in the AP poll was one week shy of the school record of 56 weeks from March 1956 to March 1960.
- WVU's No. 2 AP ranking on Jan. 8, 2018, was its highest since a No. 2 ranking on Dec. 29, 1959.
- West Virginia has been ranked 149 weeks since Jan. 3, 2005, in the AP poll, and 263 weeks total in school history.
- WVU's 263 appearances in the AP poll ranks 38th all-time in NCAA history for most AP poll appearances.
- WVU was No. 6 in the final AP poll in 2010, its highest final ranking since a No. 5 ranking in 1959-60.
- In 2010, WVU was ranked in the Top 10 for nine straight weeks - the most consecutive weeks in the Top 10 since 1960.



Against Ranked Teams

- The Texas Tech game marked the 343rd time in school history WVU played a team ranked in the AP Top 25.
- Bob Huggins has 55 wins over ranked teams at WVU: No. 15 UConn (2021-22), No. 7 Texas Tech, 10 Texas Tech, No. 12 Texas, No. 19 Richmond, No. 23 Kansas (2020-21), No. 2 Ohio State, No. 4 Baylor, No. 22 Texas Tech (2019-20), No. 7 Texas Tech, No. 7 Kansas (2018-19), No. 7 Oklahoma, No. 12 Texas Tech, No. 14 Texas Tech, No. 15 Virginia, No. 17 Oklahoma (2017-18), No. 1 Baylor, No. 2 Kansas (No. 1 in the USA Today Coaches Poll), No. 6 Virginia, No. 14 Notre Dame and No. 24 Iowa State (2016-17), No. 1 Kansas, No. 6 Oklahoma, No. 13 Iowa State, No. 15 Baylor, No. 17 Iowa State and No. 19 Baylor (2015-16), No. 8 Kansas, No. 12 Maryland, No. 17 UConn, No. 18 Oklahoma and No. 22 Oklahoma State (2014-15), No. 8 Kansas, No. 21 Oklahoma and No. 11 Iowa State (2013-14), No. 9 Georgetown (2011-12), No. 8 Notre Dame, No. 8 Purdue, No. 11 Louisville, No. 13 Georgetown and No. 16 UConn (2010-11), No. 2 Kentucky, No. 9 Villanova, No. 15 Ole Miss, No. 19 Georgetown, No. 21 Ohio St., No. 22 Georgetown and No. 22 Pitt (2009-10), No. 2 Pitt, No. 12 Georgetown, No. 13 Villanova and No. 15 Ohio St. (2008-09) & No. 9 Duke, No. 10 Marquette & No. 15 UConn (2007-08).
- Including a win over No. 25 Iowa State (2018-19), Huggins has 56 wins over teams in the USA Today Coaches' poll at WVU.
- WVU's win over No. 2 Ohio State in 2019 was its first win away from home against an AP Top 5 team since defeating No. 2 Kentucky in the 2010 NCAA Elite Eight in Syracuse, New York.
- WVU owns 111 wins over AP-ranked teams.
- Since 1995, the Mountaineers have played 230 nationally ranked teams. WVU has played 343 total games against nationally ranked competition. That means more than 67 percent of the games against the best teams in the country have come during the last 28 seasons.
- WVU has played 181 ranked teams since the start of the 2004-05 season, winning 69 of those games.
- Bob Huggins has faced 125 ranked teams during the regular season in 15 years, the most in school history. Gale Catlett faced 66 ranked teams during the regular season in 25 years, while John Beilein faced 34 ranked teams during regular season play in five years.

Player Assists

- **Jalen Bridges:** Enrolled at WVU in September 2019 ... redshirted his first season ... made his first career start at Oklahoma last year and had 19 points ... second career double-double with 12 points and 11 rebounds at Kansas (1/15/22) ... named to the Big 12 All-Freshman Team ... Academic All-Big 12 Men's Basketball First Team ... matched career high with 22 points vs. Oklahoma State (1/12/22).
- **Dimon Carrigan:** Transfer from Florida International ... started 21 of 24 games at FIU last season ... averaged 6.8 points and 6.1 rebounds per game ... ranked second in Conference USA in blocked shots behind WKU's Charles Bassey.
- **Isaiah Cottrell:** Suffered a torn Achilles on Dec. 29, 2020 against Northeastern ... played in 10 games as a true freshman ... averaged 1.6 points and 1.4 rebounds per game ... made his first collegiate start against Oakland (11/9/21).
- **Malik Curry:** Transfer from Old Dominion ... led ODU in scoring last season at 15.7 points per game with 71 assists ... All-Conference USA Second Team ... season-high 23 points at Kansas (1/15/22).
- **Kedrian Johnson:** Played in 26 games last season ... was fourth in the country in scoring as a sophomore at Temple College (25.5 ppg) ... named a NJCAA Third Team All-American ... made his first WVU start against Oakland (11/9/21) ... career-high 11 points vs. K-State (1/8/22).
- **Kobe Johnson:** Attended Canton McKinley High ... named the Ohio Division I Player of the Year ... has a wingspan of nearly 7-feet ... finished as McKinley's all-time leading scorer with 1,566 points ... made his first collegiate start against Radford.
- **Jamel King:** Attended Paul Bryant High in Tuscaloosa, Alabama ... averaged 23.0 points and 6.0 rebounds per game ... attended Bella Vista Prep in Scottsdale, Arizona.
- **Sean McNeil:** All-Big 12 Honorable Mention ... Academic All-Big 12 Men's Basketball Second Team ... led the nation in scoring, averaging 29.7 points per game prior to coming to WVU ... earned NJCAA Division II First Team All-America honors ... made a team-leading 69 3's last season ... had 24 points at Kansas, started the game 6-of-6 from 3-point range ... career-high 26 points vs. Texas Tech (2021) and K-State (2022) ... Big 12 Player of the Week (Dec. 27, 2021).
- **Seny N'diaye:** Named to the Academic All-Big 12 Rookie Team ... played in 14 games in his first season ... signed with WVU in the summer of 2020 from Huntington Prep in Huntington, W.Va.
- **James Okonkwo:** Came to the United States in August 2020 ... attended Beckley Prep IJN in Beckley, W.Va. ... originally excelled as a tennis player and recently began his basketball career ... suffered a broken bone in his foot in Sept. 2021.
- **Gabe Osabuohien:** Transferred to WVU from Arkansas in August 2019 ... played in 54 games for the Razorbacks, starting the final eight ... became eligible on Nov. 20, 2019 ... Big 12 All-Defensive Team last season ... played in all 29 games ... led the team with 171 deflections and 23 charges taken ... scored a career-high 17 points against Oklahoma (1/26/22).
- **Pauly Paulicap:** Transfer from DePaul ... played in all 19 games with 15 starts at DePaul ... second in the Big East in offensive rebounds and sixth in blocked shots ... made his first WVU start at Texas.
- **Taz Sherman:** Named Preseason All-Big 12 Honorable Mention ... All-Big 12 Honorable Mention in 2021 ... named a NJCAA Division I Second Team All-American in 2019 ... in junior college, scored 25.9 points per game, finishing fourth in most points overall in NJCAA Division I ... career-high 28 points vs. EKU (11/26/21) ... named to the Shriners Children's Charleston Classic All-Tournament Team ... named Big 12 Player of the Week on Nov. 22, 2021 and Dec. 13, 2021.
- **Seth Wilson:** Attended Lorain High and was named Lorain County Mr. Basketball ... averaged 22.2 points, 6.2 rebounds and 2.5 steals ... during his freshman season at St. Vincent-St. Mary High in Akron, Ohio, he scored the second-most points by a freshman in school history, second only to LeBron James.

2022-23 Recruiting Class

- Coach Bob Huggins announced the signing of three recruits to national letters-of-intent for the 2022-23 academic year.
- Josiah Davis, a 6-foot-3 guard from Kitchener, Ontario, Canada, who currently attends Teays Valley Christian School (W.Va.).
- Josiah Harris, a 6-foot-7 forward from Canton Ohio, who attends Richmond Heights High School in Cleveland.
- Patrick Suemnick, a 6-foot-8 forward from Green Bay, Wisconsin, who attends Triton College in River Grove, Illinois.

WVU's 1,000 Point Scorers

Player	Years	Points
Jerry West	1958-60	2,309
Rod Hundley	1955-57	2,180
Da'Sean Butler	2007-10	2,095
Wil Robinson	1970-72	1,850
Kevin Jones	2009-12	1,822
Greg Jones	1980-83	1,797
Rod Thorn	1961-63	1,785
Jevon Carter	2015-18	1,758
Kevin Pittsnogle	2003-06	1,708
Lowes Moore	1976-80	1,696
Ron Williams	1966-68	1,687
Chris Brooks	1988-91	1,661
Pervires Greene	1991-94	1,655
Damian Owens	1995-98	1,616
Darryl Bryant	2009-12	1,590
Warren Baker	1973-76	1,556
Mark Workman	1950-52	1,553
Lester Rowe	1982-85	1,524
Dale Blaney	1982-86	1,520
Darryl Prue	1986-89	1,426
Alex Ruoff	2006-09	1,420
Ricky Robinson	1991-94	1,373
Russel Todd	1980-83	1,350
Tracy Shelton	1989-93	1,316
Daxter Miles Jr.	2015-18	1,311
Maurice Robinson	1975-78	1,307
Steve Berger	1987-90	1,262
Juwan Staten	2013-15	1,260
Chris Leonard	1989-92	1,235
Marcus Goree	1997-00	1,183
Marsalis Basey	1991-94	1,168
Seldon Jefferson	1995-97	1,168
Chris Moss	1999-02	1,167
Jim McCormick	1961-63	1,156
Mike Boyd	1991-94	1,136
Devin Williams	2014-16	1,134
Eddie Becker	1952-54	1,127
Bob Smith	1957-59	1,127
Bob Hummel	1968-70	1,117
Herbie Brooks	1986-89	1,105
Tom Lowry	1962-64	1,104
Lloyd Sharrar	1956-58	1,101
Tyrone Sally	2002-05	1,092
Lionel Armstead	1999-02	1,083
Dave Reaser	1966-68	1,071
Johannes Herber	2003-06	1,069
Drew Schifino	2002-04	1,048
Esa Ahmad	2016-19	1,039
Derek Culver	2019-21	1,036
Lee Patrone	1959-61	1,028
Tony Robertson	1976-77	1,026
Fred Schaus	1947-49	1,009
Patrick Beilein	2003-06	1,001
Leland Byrd	1944-48	1,000

Pronunciation Guide

Names	
Carrigan	Care-ih-gahn
Cottrell	Cuf-trell
Dimon	Deh-mohn
Kedrian	key-drih-ae-n
N'diaye	N-jai
Okonkwo	Oh-kawn-kwoh
Osabuohien	Oh-sah-BOY-en
Seny	Cin-E

The Last Time ...

Team Scoring

West Virginia scored 100 or more points:
104 vs. TCU (2/26/19)

West Virginia scored 90 or more points:
90 vs. Oklahoma (2/13/21)

West Virginia scored 50 or less points:
49 vs. Kansas (2/12/20)

West Virginia scored 40 or less points:
39 vs. Kentucky (3/26/15)

West Virginia shot 60 percent or better from the floor:
61.0 (36-of-59) vs. Auburn (12/5/07)

West Virginia shot 50 percent or better from the floor:
51.7 (30-of-58) vs. Elon (11/18/21)

West Virginia shot 70 percent or better from 3-point range:
70.0 (7-of-10) at TCU (2/9/13)

West Virginia made 40 or more field goals:
45 vs. Morgan State (11/18/17)

West Virginia made 45 or more field goals:
45 vs. Morgan State (11/18/17)

West Virginia made 10 or more 3-pointers:
11 vs. Syracuse (3/21/21)

West Virginia made 15 or more 3-pointers:
15 vs. Saint Joseph's (11/18/18)

West Virginia made 30 or more free throws:
31 vs. Akron (11/8/19)

Opponent scored 90 or more points:
94 by Baylor (3/2/21)

Opponent scored 100 or more points:
109 by Coastal Carolina (3/25/19)

Opponent scored less than 50 points:
43 by Kansas State (2/27/21)

Opponent scored less than 40 points:
38 by Coppin State (12/20/17)

Opponent shot 60 percent or better from the floor:
62.1 (36-of-58) by Iowa State (1/31/18)

Opponent shot 50 percent or better from the floor:
51.1 (23-of-45) by Oklahoma (1/26/22)

Opponent shot under 25 percent from the floor:
23.4 (11-of-47) by Coppin State (12/20/17)

Opponent shot 60 percent or better from 3-point range:
60.0 (9-of-15) by Kansas (3/12/16)

Opponent made 40 or more field goals:
43 by Coastal Carolina (3/25/19)

Opponent made 45 or more field goals:
46 by Notre Dame (1/25/78)

Opponent made 10 or more 3-pointers:
12 by Baylor (1/18/22)

Opponent made 15 or more 3-pointers:
16 by Kansas (12/22/20)

Opponent made 30 or more free throws:
30 by Oklahoma State (2/10/18)

Team Rebounding

West Virginia had 50 or more rebounds:
50 vs. Missouri (1/25/20)

West Virginia had 60 or more rebounds:
62 vs. Loyola (12/2/13)

Opponent had 50 or more rebounds:
50 by Buffalo (11/9/18)

Other Statistics

West Virginia had 20 or more assists:
22 vs. Richmond (12/13/20)

West Virginia had 25 or more assists:
26 vs. Morgan State (11/18/17)

West Virginia had 10 or more steals:
11 vs. Oklahoma (1/26/22)

West Virginia had 15 or more steals:
17 vs. Pitt (11/12/21)

West Virginia had five or more blocked shots:
6 vs. Oklahoma State (1/11/22)

West Virginia had 10 or more blocked shots:
11 vs. Pitt (11/12/21)

West Virginia had 20 or more turnovers:
20 at Texas (1/1/22)

Opponent had 20 or more assists:
20 by Eastern Kentucky (11/26/21)

Opponent had 25 or more assists:
29 by Kansas (3/2/13)

Opponent had 10 or more steals:
11 by Oklahoma (1/26/22)

Opponent had 15 or more steals:
15 by St. John's (12/7/19)

Opponent had five or more blocked shots:
8 by Kansas (1/15/22)

Opponent had 10 or more blocked shots:
10 by Oklahoma State (3/9/19)

Opponent had 25 or more turnovers:
32 by Pitt (11/12/21)

National Rankings

West Virginia beat a Top 25 team at home:
West Virginia 56, No. 15 UConn 53 (12/8/21)

West Virginia beat a Top 10 team at home:
West Virginia 88, No. 10 Texas Tech 87 (1/25/21)

West Virginia beat a Top 5 team at home:
West Virginia 76, No. 4 Baylor 64 (3/7/20)

West Virginia beat a No. 1 team at home:
West Virginia 89, No. 1 Baylor 68 (1/10/17)

West Virginia beat a Top 25 team away from home:
West Virginia 84, No. 12 Texas 82 (2/20/21)

West Virginia beat a Top 10 team away from home:
West Virginia 82, No. 7 Texas Tech 71 (2/9/21)

West Virginia beat a Top 5 team away from home:
West Virginia 67, No. 2 Ohio State 59 (12/29/19)

West Virginia beat a No. 1 team away from home:
West Virginia 94, No. 1 Duke 90 (2/27/66), Charleston, W.Va.

West Virginia was ranked in the AP Top 25:
No. 13 on March 15, 2021

West Virginia was ranked in the AP Top 10:
No. 10 on March 8, 2021

West Virginia was ranked in the AP Top 5:
No. 2 on Jan. 8, 2018

West Virginia was ranked No. 1 by AP:
March 11, 1958

Played an Overtime Game:
Baylor 94, West Virginia 89 (3/2/21)

Played a Double-Overtime Game:
Oklahoma 91, West Virginia 90 (2/13/21)

Played a Triple-Overtime Game:
West Virginia 104, TCU 96 (2/26/19)

The Last Time ...

Individual Scoring

West Virginia player scored 30 or more points:
30 by Miles McBride vs. Morehead State (3/19/21)

West Virginia player scored 35 or more points:
35 by Juwan Staten vs. Kansas State (2/1/14)

West Virginia player scored 40 or more points:
43 by Da'Sean Butler vs. Villanova (2/13/09)

West Virginia player made 15 or more field goals:
15 by Damian Owens vs. Dayton (11/30/97)

West Virginia player made five or more 3-pointers:
6 by Sean McNeil vs. Syracuse (3/21/21)

West Virginia player made 10 or more free throws:
10 by Jalen Bridges vs. Oklahoma State (1/11/22)

Opponent player scored 30 or more points:
31 by Avery Anderson of Oklahoma State (3/6/21)

Opponent player scored 35 or more points:
43 by CJ Massinburg of Buffalo (11/9/18)

Opponent player scored 40 or more points:
43 by CJ Massinburg of Buffalo (11/9/18)

Opponent player scored 50 or more points:
55 by Austin Carr of Notre Dame (2/21/70)

Opponent player made 10 or more field goals:
11 by Avery Anderson of Oklahoma State (3/6/21)

Opponent player made five or more 3-pointers:
5 by LJ Cryer & Matthew Mayer of Baylor (1/18/22)

Opponent player made 10 or more free throws:
10 by Rasir Bolton of Iowa State (3/3/20)

Individual Rebounding

West Virginia player had 10 or more rebounds:
12 by Gabe Osabuohien vs. K-State (1/8/22)

West Virginia player had 15 or more rebounds:
16 by Derek Culver vs. Texas (1/9/21)

West Virginia player had 20 or more rebounds:
21 by Derek Culver at Oklahoma State (3/9/19)

Opponent player had 10 or more rebounds:
15 by David McCormack of Kansas (1/15/22)

Opponent player had 15 or more rebounds:
17 by Terrell Miller of Murray State (3/16/18)

Opponent player had 20 or more rebounds:
20 by Gerald Jordan of Pitt (1/6/96)

Other Statistics

West Virginia player had 10 or more assists:
11 by Jordan McCabe vs. TCU (2/26/19)

West Virginia player had five or more steals:
7 by Kedrian Johnson vs. Pitt (11/12/21)

West Virginia player had five or more blocked shots:
5 by Jalen Bridges vs. Pitt (11/12/21)

Opponent player had 10 or more assists:
10 by Marquis Nowell of Kansas State (1/8/22)

Opponent player had five or more steals:
5 by Umoja Gibson of Oklahoma (1/26/22)

Opponent player had five or more blocks:
5 by Christian Braun of Kansas (1/15/22)

Three WVU players scored 20 points in the same game:
Derek Culver (22), Miles McBride (21) and Taz Sherman (20) at Oklahoma State (1/4/21)

Two WVU players grabbed 10 rebounds in the same game:
Jalen Bridges (12) and Gabe Osabuohien (10) at Kansas (1/15/22)

Seven WVU players scored double figures in the same game:
Nathan Adrian (13), Esa Ahmad (12), Daxter Miles Jr. (12), Brandon Watkins (12), Jevon Carter (10), Teyvon Myers (10) and Lamont West (10) vs. UMKC (12/17/16)

Six WVU players scored double figures in the same game:
Miles McBride (24), Jalen Bridges (13), Sean McNeil (13), Derek Culver (10), Jordan McCabe (10) and Taz Sherman (10) vs. Texas Tech (1/25/21)

Five WVU players scored double figures in the same game:
Miles McBride (17), Sean McNeil (16), Derek Culver (14), Emmitt Matthews Jr. (14) and Sean McNeil (14) at Texas (2/20/21)

Media Information

Mountaineer Sports Network from Learfield

The Mountaineer Sports Network from Learfield will provide live radio coverage via satellite on more than 35 stations statewide and throughout the East. The broadcasts can also be heard live on the Internet at WVUsports.com. Tony Caridi will handle the play-by-play, joined by analyst Jay Jacobs. Also, WVUsports.com will archive sound from Coach Huggins' weekly press conferences, features and other information about Mountaineer basketball.

Media Services

Updated game notes and statistics will be available on the Internet at WVUsports.com. Game notes will be posted on the web no later than 5 p.m. the day before the game.

Interview Schedule

Contact the WVU Athletics Communications Office for the monthly interview schedule.

Big 12 Teleconference

There are no Big 12 Teleconferences scheduled for the season.

Postgame Procedures

The WVU locker room is closed to the media. Per Big 12 regulations, following a 10-minute cooling off period, the visiting coach will address the media either via Zoom or in the postgame press conference area. Coach Huggins will address the media in the postgame press conference area or via Zoom, following his postgame radio show.

Mountaineer players will be available in the postgame press conference area or via Zoom during Coach Huggins' radio show.

Big12Sports.com

The Big 12 Conference maintains its website at Big12Sports.com. It also maintains a presence on Facebook (facebook.com/Big12), Twitter (@Big12Conference) and YouTube (youtube.com/Big12Conference).

2021-22 Radio Affiliates

Market	Station	Frequency
Morgantown	WZST-FM	100.9*
Morgantown	WMMN-FM	95.7*
Beckley	WVBD-FM	100.7
Bluefield	WHAJ-FM	104.5
Charleston	WMXE-FM	100.9
Clarksburg	WPDX-FM	104.9
Cumberland, Md.	WCBC-AM	1270
Cumberland, Md.	WCBC-FM	107.1
Fairmont	WRLF-FM	94.3
Fairmont	WMMN-FM	920
Fisher	WELD-FM	101.7
Hinton	WMTD-FM	102.3
Huntington	WWQB-FM	102.3
Iron Gate, Va.	WJVR-FM	101.9
Kingwood	WKMM-FM	96.7
Logan	WVOW-AM	1290
Logan	WVOW-FM	101.9
Martinsburg	WRNR-AM	740
Martinsburg	WRNR-FM	106.5
Mullens	WKQR-FM	92.7
New Martinsville	WETZ-AM	1330
New Martinsville	WETZ-FM	93.1
New Martinsville	WYMJ-FM	99.5
Parkersburg	WHBR-FM	103.1
Parkersburg	WLYQ-FM	94.7
Parkersburg	WLYQ-AM	1050
Ripley	WCEF-FM	98.3
Ronceverte	WRON-FM	103.1
Spencer	WVRC-AM	1400
Spencer	WVRC-FM	104.7
Sutton/Summersville	WDBS-FM	97.1
St. Mary's	WJAW-AM	630
St. Mary's	WJAW-FM	92.9
Weirton	WEIR-AM	1430
Weirton	WEIR-FM	94.9
Wheeling	WBBD-AM	1400
Wheeling	WBBD-FM	103.9

* = Denotes flagship station

Tale of the Tape

	WVU	Arkansas		
GAMES PLAYED	19	20		
SCORING	1299	1568		
points per game	68.4	78.4		
scoring margin	+3.5	+10.1		
FIELD GOALS-ATT	462-1092	553-1221		
field goal pct	.423	.453		
3 POINT FG-ATT	107-342	122-409		
3-point FG pct	.313	.298		
3-point FG made per game	5.6	6.1		
FIELD GOALS-ATT (OPPONENT)	455-1062	473-1133		
field goal pct	.428	.417		
3 POINT FG-ATT (OPPONENT)	128-406	161-471		
3-point FG pct	.315	.342		
3-point FG made per game	6.7	8.1		
FREE THROWS-ATT	268-389	340-459		
free throw pct	.689	.741		
REBOUNDS	643	766		
rebounds per game	33.8	38.3		
rebounding margin	-2.1	+5.7		
ASSISTS	194	303		
assists per game	10.2	15.2		
TURNOVERS	194	259		
turnovers per game	12.6	13.0		
turnover margin	+3.8	+2.6		
assist/turnover ratio	0.8	1.2		
STEALS	154	165		
steals per game	8.1	8.3		
BLOCKS	96	87		
blocks per game	5.1	4.4		
STREAK	L4	W5		
SCORE BY PERIODS	1st	2nd	OT	Total
West Virginia	614	685	-	1299
Arkansas	731	825	12	1568

WVU In The Big 12 (Through Jan. 28)

Scoring Offense (8th).....	68.3
Scoring Defense (8th).....	64.8
Scoring Margin (9th).....	+3.5
Free Throw Percentage (6th).....	68.9
Field Goal Percentage (10th).....	42.3
Field Goal Percentage Defense (10th).....	42.8
3-Point Field Goal Percentage (8th).....	31.3
3-Point Field Goal Percentage Defense (8th).....	31.5
Rebounding (8th).....	33.8
Rebounding Defense (9th).....	35.8
Rebounding Margin (10th).....	2.05
Blocked Shots (2nd).....	5.1
Assists (10th).....	10.2
Steals (5th).....	8.1
Turnover Margin (3rd).....	3.84
Assist/Turnover Ratio (10th).....	0.81
Offensive Rebounds (6th).....	11.4
3-Point Field Goals Made (9th).....	5.6

Scoring	
Taz Sherman (2nd).....	18.5
Rebounding	
Gabe Osabuohien (12th).....	5.72
Field Goal Percentage	
Taz Sherman (7th).....	42.1
Assists	
Taz Sherman (15th).....	2.56
Free Throw Percentage	
Malik Curry (4th).....	78.7
Steals	
Kedrian Johnson (5th).....	1.89
3-Point FG Made	
Sean McNeil (6th).....	1.89
Taz Sherman (6th).....	1.89
Blocked Shots	
Isaiah Cottrell (5th).....	1.05
Minutes	
Sean McNeil (1st).....	35.56
Taz Sherman (5th).....	33.35

West Virginia 2021-22 Roster

Numerical

No.	Player	Pos.	Ht.	Wt.	Cl.	Hometown (High School/Last School)
0	Kedrian Johnson	G	6-3	185	Sr.	Dallas, Texas (South Oak Cliff HS/Temple College)
1	Pauly Paulicap	F	6-8	235	5th	Elmont, N.Y. (Elmont Memorial HS/DePaul)
2	Kobe Johnson	G	6-3	210	Fr.	Canton, Ohio (Canton McKinley HS)
3	Gabe Osabuohien	F	6-7	240	5th	Toronto, Ontario (Southwest Christian Academy [Ark.]/Arkansas)
4	Jamel King	F	6-7	190	Fr.	Uniontown, Ala. (Paul Bryant HS/Bella Vista Prep [Ariz.])
5	Dimon Carrigan	F	6-9	230	5th	Boston, Mass. (Cambridge Rindge & Latin/Florida International)
10	Malik Curry	G	6-1	190	5th	Wilmington, Del. (Putnam Science Academy/Old Dominion)
11	Jalen Bridges	F	6-7	225	So.	Fairmont, W.Va. (Fairmont Senior HS)
12	Taz Sherman	G	6-4	190	5th	Missouri City, Texas (Fort Bend Thurgood Marshall HS/Collin College)
13	Isaiah Cottrell	F	6-10	245	r-Fr.	Las Vegas, Nev. (Bishop Gorman HS/Huntington Prep [W.Va.])
22	Sean McNeil	G	6-3	205	Sr.	Union, Ky. (Cooper HS/Sindair CC)
23	Seny Ndiaye	F	6-10	245	So.	Dakar, Senegal (Huntington Prep [W.Va.])
32	James Okonkwo	F	6-8	230	Fr.	Maidenhead, England (Furze Platt Senior School/Beckley Prep UN [W.Va.])
45	Seth Wilson	G	6-1	215	Fr.	Lorain, Ohio (Lorain HS)

Head Coach: Bob Huggins (West Virginia, '77), 15th Season at WVU, 40th Overall

Associate Head Coach: Larry Harrison (Pitt, '78), 15th Season at WVU

Assistant Coach: Ron Everhart (Virginia Tech, '85), 10th Season at WVU

Assistant Coach: Erik Martin (Cincinnati, '93), 15th Season at WVU

Director of Basketball Operations: Josh Eilert (Kansas State, '04), 15th Season at WVU

Assistant to the Head Coach: Jay Kuntz (West Virginia, '12), Seventh Season at WVU

Video Coordinator: Ryan McIntyre (West Virginia, '16), Third Season at WVU





JALEN BRIDGES

6-7 | 225 | F | So.

Fairmont Senior HS | Fairmont, W. Va.
Twitter: @jalenbridges Instagram: @bigbucketjb

West Virginia (2021-22)

- Finished with 12 points and six rebounds against Oklahoma
- Had seven points and six rebounds against Baylor
- First double-double of the season with 12 points and 11 rebounds at Kansas
- Matched a career high with 22 points, including 10-of-10 from the free throw line against Oklahoma State
- Had 18 points, six rebounds and three steals at Texas
- Finished with nine points and eight rebounds vs. Youngstown St.
- Grabbed a team-high six rebounds against Kent State
- Had eight points and nine rebounds vs. Bellarmine
- Finished with eight points and five rebounds against Clemson
- Scored 11 points against Marquette
- Had 18 points, six rebounds and five blocked shots against Pitt
- Scored seven points against Oakland

West Virginia (2020-21)

- Named to the Big 12 All-Freshman Team
- Named to the Academic All-Big 12 Men's Basketball First Team
- Averaged 5.9 points and 3.6 rebounds per game
- Started 19 of 28 contests, averaging 18.1 minutes per game
- Shot 49.6 percent from the field and 40.9 percent from 3-point range
- Posted six games in double figures
- Scored 15 points with five rebounds in the NCAA Tournament against Morehead State
- First career double-double with a career-high 22 points and 12 rebounds vs. TCU
- Posted 12 points and grabbed seven rebounds against Baylor
- Scored eight points with four rebounds and three blocks against Kansas State
- Finished with nine points on 4-of-4 shooting at TCU
- Scored six points on 2-of-2 shooting from 3-point range at Texas
- Had eight points and a career-high 11 rebounds against Oklahoma
- Finished with nine points and six rebounds at Texas Tech
- Had three points at Iowa State and at home against Kansas
- Scored 13 points in the home victory over Texas Tech
- Had 12 points on 5-of-6 shooting in the win at Kansas State
- Scored five points at Oklahoma State
- Made his first career start and had 19 points at Oklahoma, becoming the first Mountaineer freshman to score 19 or more points on at least 5-of-6 shooting from 3-point range
- Finished with six points and five rebounds against Northeastern
- Scored his first collegiate basket on a 3-pointer at Georgetown
- Played 10 minutes and grabbed two rebounds in his first collegiate game vs. South Dakota State

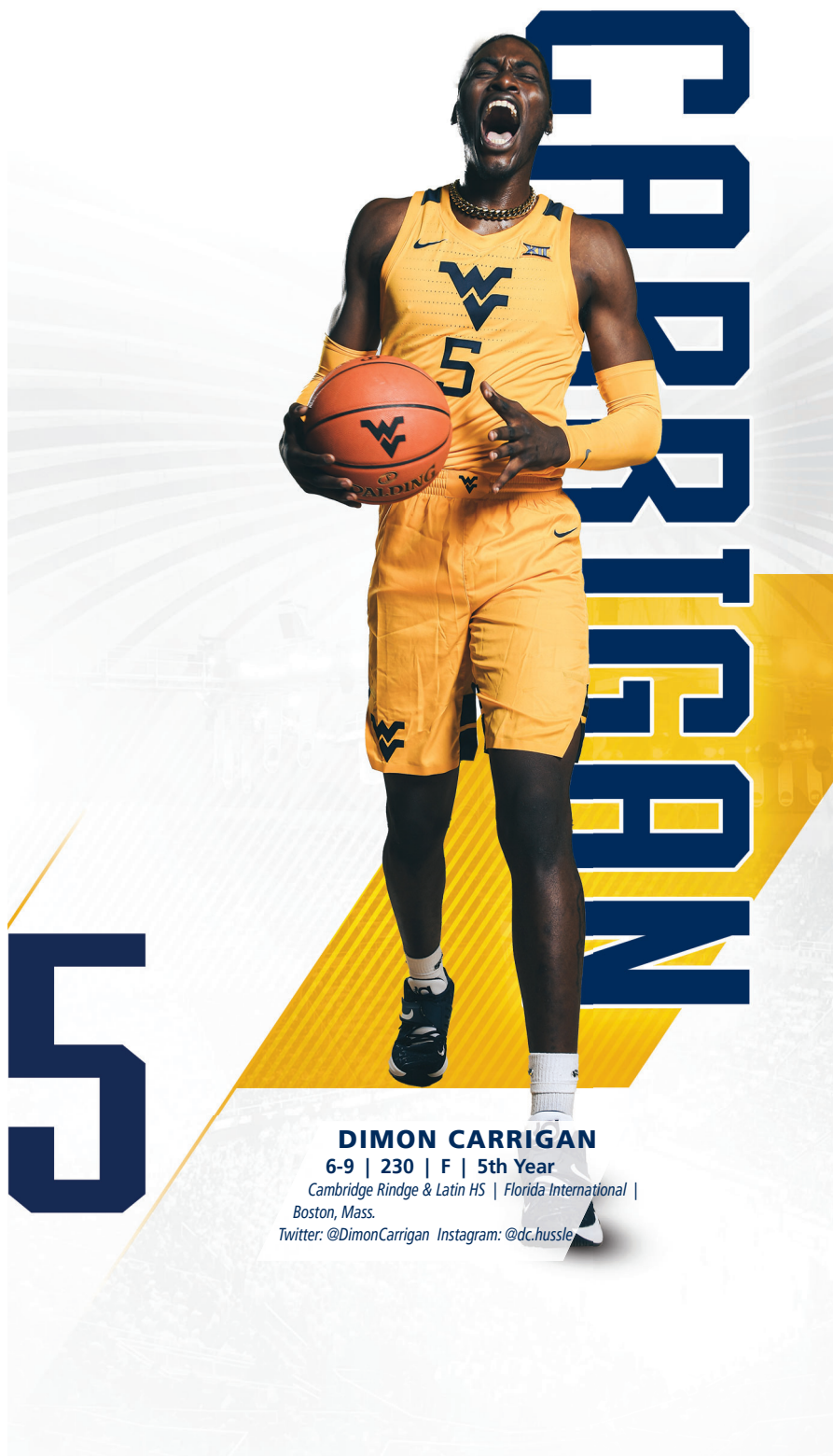
West Virginia (2019-20)

- Sat out his first season from competition
- Named to the Academic All-Big 12 Rookie Team

Jalen Bridges Highs

	Season	Career
Minutes	37 Texas/11	48 Oklahoma/2-13-21
Points	22 Oklahoma St./1-11	22 two times
Rebounds	11 Kansas/1-15	12 TCU/3-4-21
Assists	2 three times	2 six times
Turnovers	2 three times	3 Syracuse/3-21-21
Blocks	5 Pitt/11-12	5 Pitt/11-12-21
Steals	3 Texas/1-1	3 Texas/1-1-22
FGM	7 Texas/1-1	7 Texas/1-1-22
FGA	14 Oklahoma St./1-11	14 Oklahoma St./1-11-22
FG%	.667 (6-9) Pitt/11-12	1.000 (4-4) TCU/2-23-21
3FGM	4 two times	5 Oklahoma/1-2-21
3FGA	7 two times	7 two times
3FG%	1.000 (1-1) Elon/11-18	1.000 (2-2) Texas/2-20-21
FTM	10 Oklahoma St./1-11	10 Oklahoma St./1-11-22
FTA	10 Oklahoma St./1-11	10 Oklahoma St./1-11-22
FT%	1.000 (10-10) Oklahoma St./1-11	1.000 (10-10) Oklahoma St./1-11-22

Season	gp-gs	min/avg	Total fg-fga pct	3-Point fg-fga pct	F-Throws ft-fa pct	Rebounds off def tot avg	Scoring pf fo ast to blk stl pts avg
2020-21	28-19	508/18.1	59-119 .496	27-66 .409	20-28 .714	49 52 101 3.6	46 0 9 14 12 14 165 5.9
2021-22	19-19	500/26.3	58-132 .439	22-66 .333	30-36 .833	42 62 104 5.5	33 1 12 15 17 15 168 8.8
TOTAL	47-38	1008/21.4	117-251 .466	49-132 .371	50-64 .781	91 114 205 4.4	79 1 21 29 29 29 333 7.1



DIMON CARRIGAN

6-9 | 230 | F | 5th Year

Cambridge Rindge & Latin HS | Florida International |
Boston, Mass.

Twitter: @DimonCarrigan Instagram: @dc.hussle

West Virginia (2021-22)

- Had two points and four rebounds at Texas Tech
- Finished with five points, nine rebounds and three blocks at Texas
- Had four points and three rebounds at UAB
- Scored four points against Kent State
- Had five rebounds against UConn
- Finished with four points and six rebounds vs. Bellarmine
- Had six points and four rebounds against Eastern Kentucky
- Finished with three blocked shots against Marquette
- Recorded two steals and three blocks against Pitt
- Had six points, four rebounds and three blocks against Oakland in his first game as a Mountaineer

Prior to West Virginia

- Is a graduate transfer with one year of eligibility remaining
- Transfer from Florida International
- Started 21 of 24 games in 2020-21
- Averaged 6.8 points and 6.1 rebounds per game
- Had a team-leading 60 blocked shots, ranking second in Conference USA behind Western Kentucky's Charles Bassey (3.1 bpg) with 2.5 blocks per game
- As a senior, he had career highs of 15 points, 11 rebounds and six blocks against UTSA
- Posted a double-double with 10 points and 11 rebounds against North Florida
- Matched his career high with six blocks against Western Kentucky in the final game of the season
- For the season, he shot 62.3 percent from the field, while averaging 19.4 minutes per game
- As a freshman in 2019-20, came off the bench in 30 games for the Panthers
- Averaged 3.2 points and 3.3 rebounds in 11.7 minutes per game
- Shot 50.6 percent from the field and posted 1.3 blocks per appearance
- Played his sophomore year at Odessa Community College
- Averaged 4.6 points, 5.9 rebounds and 2.7 blocks per game
- His blocked shot-per-game average was good enough for a share of eighth in the nation among all NJCAA Division I players
- Began his junior college career at Bunker Hill Community College in Boston
- Averaged 19.6 points, 17.9 rebounds and 7.3 blocked shots per game in 14 games
- Blocks-per-game average was ranked second in the nation
- Played his high school basketball at Cambridge Rindge & Latin, where he averaged 12.8 points, 14.1 rebounds and 5.5 blocks as a senior
- Was considered the best shot blocker in the nation coming out of high school
- Was named the 2017 Massachusetts Basketball Coaches Association Mr. Basketball and to the 2017 USA Today American Family Insurance All-USA Massachusetts Boys Basketball First Team

Dimon Carrigan Highs

Season	
Minutes	23 Texas/I-1
Points	6 two times
Rebounds	9 Texas/I-1
Assists	1 three times
Turnovers	1 five times
Blocks	3 four times
Steals	2 Pitt/I-12
FGM	3 ECU/I-26
FGA	6 Texas/I-1
FG%	1.000 (2-2) two times
3FGM	0
3FGA	0
3FG%	.000
FTM	2 Oakland/I-9
FTA	4 Oakland/I-9
FT%	.500 (2-4) Oakland/I-9

			Total		3-Point		F-Throws		Rebounds											Scoring	
Season	gp-gs	min/avg	fg-fga	pct	fg-fga	pct	ft-fa	pct	off	def	tot	avg	pf	fo	ast	to	blk	stl	pts	avg	
2021-22	19-0	195/10.3	16-36	.444	0-0	.000	4-11	.364	21	35	56	2.9	25	0	3	5	18	7	36	1.9	
TOTAL	19-0	195/10.3	16-36	.444	0-0	.000	4-11	.364	21	35	56	2.9	25	0	3	5	18	7	36	1.9	





ISAIAH COTTRELL

6-10 | 245 | F | Redshirt Freshman

Bishop Gorman HS | Huntington Prep (W.Va.) | Las Vegas, Nev.

Twitter: @IsaiahCottrell Instagram: @isaiah.cottrell

West Virginia (2021-22)

- Finished with seven points, four rebounds and three blocks vs. K-State
- Had six points, six rebounds and three blocks at Texas
- Finished with five points and three blocks vs. Youngstown State
- Scored three points against Kent State
- Had four points and three rebounds vs. Radford
- Scored seven points against Clemson
- Finished with nine points and five rebounds against Elon
- Had four points against Pitt
- Made his first career start against Oakland and finished with six points and four rebounds

West Virginia (2020-21)

- Season ended after suffering a torn Achilles tendon against Northeastern on Dec. 29
- Played in 10 games
- Averaged 1.6 points and 1.4 rebounds per contest
- Averaged 5.6 minutes per game
- Had six points against North Texas
- Grabbed four rebounds at Georgetown
- Scored six points against Gonzaga
- Had two offensive rebounds in four minutes of play vs. Western Kentucky
- Grabbed two rebounds in four minutes of action against VCU
- Played five minutes in his first collegiate game vs. South Dakota State, scoring two points

Prior to West Virginia

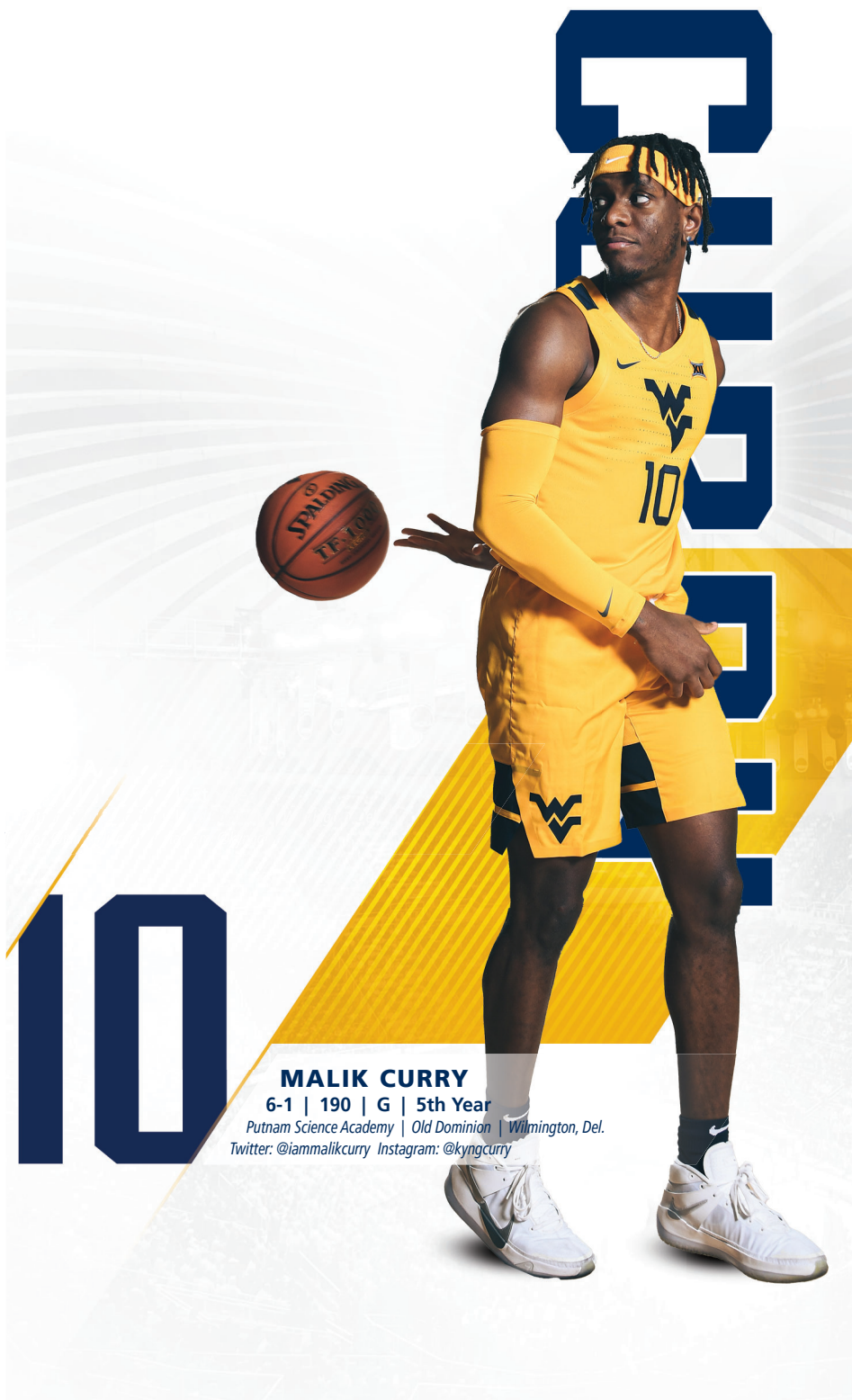
- Attended Huntington Prep in Huntington, West Virginia, in 2019-20
- Played for coach Arkell Bruce
- Earned MaxPreps All-America honors
- Averaged 18.9 points, 9.3 rebounds and 2.0 blocks per game
- Led the Irish to 22 victories against a national schedule
- Earned Suddenlink West Virginia Player of the Year honors
- Previously attended Bishop Gorman High in Las Vegas
- Averaged 15.2 points, 9.3 rebounds and 4.3 blocks per game as a junior in 2018-19
- Earned first team all-state honors and All-Southwest League first team accolades
- Led Bishop Gorman to the Class 4A state championship
- Played for coach Grant Rice
- The Gaels won their eighth consecutive state championship
- Played in the prestigious GEICO national tournament in New York

Isaiah Cottrell Highs

	Season	Career
Minutes	29 K-State/18	29 K-State/18-22
Points	9 Elon/11-18	9 Elon/11-18-21
Rebounds	5 Elon/11-18	5 Elon/11-18-21
Assists	1 nine times	1 13 times
Turnovers	2 four times	2 five times
Blocks	3 four times	3 four times
Steals	1 Elon/11-18	1 three times
FGM	3 four times	3 five times
FGA	11 K-State/18	11 K-State/18-22
FG%	.750 (3-4) Elon/11-18	.750 (3-4) two times
3FGM	1 five times	1 five times
3FGA	2 eight times	2 nine times
3FG%	1.000 (1-1) Clemson/11-21	1.000 (1-1) Clemson/11-21-21
FTM	3 Youngstown St./12-22	3 Youngstown St./12-22-21
FTA	6 Youngstown St./12-22	6 Youngstown St./12-22-21
FT%	1.000 (2-2) Elon/11-18	1.000 (2-2) Elon/11-18-21

Season	gp-gs	min/avg	Total fg-fga pct	3-Point fg-fga pct	F-Throws ft-fga pct	Rebounds off def tot avg	pf fo ast to blk stl	Scoring pts avg
2020-21	10-0	56/5.6	7-21 .333	0-6 .000	2-4 .500	4 10 14 1.4	9 0 4 5 2 2	16 1.6
2021-22	19-19	302/15.9	31-93 .333	5-23 .217	10-19 .526	17 33 50 2.6	28 0 9 16 20 2	77 4.1
TOTAL	29-19	358/12.3	38-114 .333	5-29 .172	12-23 .522	21 43 64 2.2	37 0 13 21 22 4	93 3.2





MALIK CURRY

6-1 | 190 | G | 5th Year

Putnam Science Academy | Old Dominion | Wilmington, Del.

Twitter: @iammalikcurry Instagram: @kyngcurry

West Virginia (2021-22)

- Had 11 points at Texas Tech
- Finished with 19 points and six rebounds against Baylor
- Recorded a team-high 23 points at Kansas, including 11-of-11 from the free throw line
- Had five points and four rebounds against Oklahoma State
- Finished with 14 points at Texas
- Scored 12 points against Youngstown State
- Finished with six points against Radford
- Had nine points against Bellarmine
- Scored 16 points against Eastern Kentucky
- Finished with nine points against Clemson
- Had seven points against Elon
- Scored 10 points on 5-of-5 shooting from the field against Pitt
- Had two points against Oakland in his first game as a Mountaineer

Prior to West Virginia

- Is a graduate transfer and has one year of eligibility remaining
- Transfer from Old Dominion
- As a senior, he started 20 of 20 games for the Monarchs
- Led the team in scoring at 15.7 points per game, steals (37) and assists (71)
- Named to the All-Conference USA Second Team
- Scored in double figures in 19 of 20 games, including a season-high 27 points at Florida International
- In his final three games of the season, he averaged 21.7 points per contest
- Shot 45.6 percent from the field, including 50.0 percent from 2-point range, and 85.2 percent from the free throw line
- Had season highs of eight rebounds at Florida International, eight assists against Northeastern and seven steals at Rice, the most by any player in Conference USA in 2020-21
- In the final Conference USA stats, ranked sixth in field goal percentage, eighth in assists, ninth in scoring, second in free throw percentage, fourth in steals and 13th in assist-to-turnover ratio
- Poured in 20 or more points in a game a total of six times, which was tied for 10th-most in the conference
- In his first season at Old Dominion, led the team in scoring (13.4 ppg) and assists (4.0 apg) and was one of three Monarchs to start all 32 contests
- Increased his scoring average to 16.6 in conference play
- Scored in double figures 21 times and scored 20 or more points in seven games, including a career-high 30 points against UTSA
- Had career highs of nine assists against UTSA and nine rebounds at Rice
- As a starting point guard at Palm Beach State, he was named the Southern Conference Player of the Year and was a NJCAA Second Team All-American
- Was also named First Team All-Southern Conference, as well as First Team All-Region
- Graduated from Putnam Science Academy, attended Advanced Prep International as a junior and St. Elizabeth High as a freshman and sophomore

Malik Curry Highs

	Season	
Minutes	28	Radford/12-4
Points	23	Kansas/1-15
Rebounds	4	two times
Assists	4	Youngstown SL/12-22
Turnovers	4	UConn/12-8
Blocks	1	four times
Steals	2	four times
FGM	7	Baylor/1-18
FGA	13	Kansas/1-15
FG%	1.000 (5-5)	Pitt/11-12
3FGM	1	three times
3FGA	2	four times
3FG%	1.000 (1-1)	Clemson/11-21
FTM	11	Kansas/1-15
FTA	11	Kansas/1-15
FT%	1.000 (11-11)	Kansas/1-15

			Total		3-Point		F-Throws		Rebounds											Scoring	
Season	gp-gs	min/avg	fg-fga	pct	fg-fga	pct	ft-fta	pct	off	def	tot	avg	pf	fo	ast	to	blk	stl	pts	avg	
2021-22	19-0	360/18.9	56-125	.448	3-15	.200	48-61	.787	6	36	42	2.2	30	1	30	29	4	19	163	8.6	
TOTAL	19-0	360/18.9	56-125	.448	3-15	.200	48-61	.787	6	36	42	2.2	30	1	30	29	4	19	163	8.6	





KEDRIAN JOHNSON

6-3 | 185 | G | Senior

South Oak Cliff HS | Temple College | Dallas, Texas
Twitter: @Thekeddy0 Instagram: @thekeedy0

West Virginia (2021-22)

- Had four points at Texas Tech and against Oklahoma
- Finished with four points against Oklahoma State
- Posted a career-high 11 points and six rebounds vs. K-State
- Had six points and four rebounds vs. Youngstown State
- Finished with nine points, four assists and two steals at UAB
- Posted four points against Kent State
- Had four points and four steals against Radford
- Finished with three points and five rebounds vs. Bellarmine
- Had six points in games against Marquette and Clemson
- Finished with nine points against Elon
- Had four points, six assists and seven steals against Pitt
- Made his first career start vs. Oakland and finished with two points and four steals

West Virginia (2020-21)

- Played in 26 games
- Averaged 1.3 points and 0.8 rebounds per game
- Averaged 7.5 minutes per contest
- Had six points against Oklahoma State
- Scored five points against Florida
- Finished with three points and three rebounds against Texas Tech
- Had two points and three rebounds at Kansas State
- Finished with nine points and five assists at Oklahoma State

Prior to West Virginia

- Attended Temple College in Temple, Texas
- Played for coach Kirby Johnson
- As a sophomore, he was fourth in the country in scoring at 25.5 points per game
- Started all 30 games played
- Shot 47.1 percent from the field and 84.1 percent from the free throw line
- Averaged 5.4 rebounds and 5.4 assists per game
- Was sixth in the country at 3.4 steals per contest
- Posted a career-high 46 points at Grayson
- Three days later, he registered 45 points against Weatherford
- Named a NJCAA Third Team All-American
- As a freshman, he led the country in steals (3.7)
- Was fifth in the country in scoring at 25.6 points per game
- Started all 31 games
- Earned first team North Texas Junior College Athletic Conference (NTJAC) honors
- Garnered first team all-region V honors
- Helped his team win the 2018-19 NJCAA national scoring championship at 107.1 points per game, a second-place finish in conference and a NJCAA Region V tournament bid
- Attended Saint Peters as a freshman and redshirted
- Was a three-year letterwinner and starter at South Oak Cliff High
- Named District MVP, first team all-district and district MVP

Kedrian Johnson Highs

Season				Career			
Minutes	30	K-State/1-8		30	K-State/1-8-22		
Points	11	K-State/1-8		11	K-State/1-8-22		
Rebounds	6	K-State/1-8		6	K-State/1-8-22		
Assists	6	Pitt/11-12		6	Pitt/11-12-21		
Turnovers	5	Oklahoma/1-26		5	Oklahoma/1-26-22		
Blocks	1	two times		1	five times		
Steals	7	Pitt/11-12		7	Pitt/11-12-21		
FGM	4	K-State/1-8		4	K-State/1-8-22		
FGA	9	K-State/1-8		9	K-State/1-8-22		
FG%	1.000 (2-2)	Kent State/12-12		1.000 (2-2)	Kent State/12-12-21		
3FGM	1	two times		1	six times		
3FGA	3	two times		3	three times		
3FG%	1.000 (1-1)	Marquette/11-19		1.000 (1-1)	three times		
FTM	7	UAB/12-18		7	UAB/12-18-21		
FTA	8	UAB/12-18		8	UAB/12-18-21		
FT%	1.000 (4-4)	Oklahoma/1-26		1.000 (4-4)	two times		

			Total		3-Point		F-Throws		Rebounds											Scoring	
Season	gp-gs	min/avg	fg-fga	pct	fg-fga	pct	ft-fa	pct	off	def	tot	avg	pf	fo	ast	to	blk	stl	pts	avg	
2020-21	26-0	193/7.4	9-25	.360	4-10	.400	11-18	.611	7	13	20	0.8	27	0	15	11	3	8	33	1.3	
2021-22	19-19	392/20.6	26-65	.400	2-19	.105	31-43	.721	9	29	38	2.0	50	0	36	36	2	36	85	4.5	
TOTAL	45-19	585/13.0	35-90	.389	6-29	.207	42-61	.689	16	42	58	1.3	77	0	51	47	5	44	118	2.6	





KOBE JOHNSON

6-3 | 210 | G | Freshman

McKinley HS | Canton, Ohio

Twitter: @KobeJohnson930 Instagram: @tuffkj

West Virginia (2021-22)

- Scored three points at Texas Tech
- Had five points against Kansas State
- Missed game at Texas due to COVID-19 protocols
- Scored two points against Youngstown State
- Made his first collegiate start against Radford
- Scored three points against Bellarmine
- Had three points in games against Marquette and Clemson
- Scored four points against Pitt
- Had two points against Oakland

Prior to West Virginia


- Came to West Virginia from Canton McKinley High, playing for coach Andy Vlackovich
- Has a wingspan of nearly 7-feet
- Named the Ohio Division I Player of the Year by the Ohio Prep Sports Writers Association
- Averaged 20.7 points, 4.5 rebounds and 4.3 assists per game as a senior
- Shot 51.1 percent from the floor and 40.6 percent from 3-point range
- Helped team win the outright Federal League championship and finished as a district runner-up
- Finished as McKinley's all-time leading scorer with 1,566 points
- Was the only junior named to the Division I All-Ohio First Team by the Ohio Prep Sports Writers Association
- Averaged 18.1 points per game to go with 4.4 rebounds and 3.1 assists
- Shot 49.0 percent from the field, 36.4 percent from 3-point range and 79.4 percent from the foul line
- Helped lead Canton McKinley to its first district title since 2016
- Named the Northeast Inland Division I Player of the Year and Repository Stark County Player of the Year
- Played for All-Ohio Red in AAU basketball

Kobe Johnson Highs

Season	
Minutes	22 Elon/11-18
Points	5 K-State/1-8
Rebounds	4 Elon/11-18
Assists	2 Elon/11-18
Turnovers	1 five times
Blocks	1 two times
Steals	2 Radford/12-4
FGM	2 two times
FGA	4 K-State/1-8
FG%	1.000 (2-2) Pitt/11-12
3FGM	1 five times
3FGA	3 K-State/1-8
3FG%	1.000 (1-1) Marquette/11-19
FTM	0
FTA	2 Kansas/1-15
FT%	.000 (0-2) Kansas/1-15

			Total		3-Point		F-Throws		Rebounds										Scoring	
Season	gp-gs	min/avg	fg-fga	pct	fg-fga	pct	ft-fa	pct	off	def	tot	avg	pf	fo	ast	to	blk	stl	pts	avg
2021-22	18-1	171/9.5	13-29	.448	5-16	.313	0-3	.000	1	10	11	0.6	3	0	5	5	2	6	31	1.7
TOTAL	18-1	171/9.5	13-29	.448	5-16	.313	0-3	.000	1	10	11	0.6	3	0	5	5	2	6	31	1.7





JAMEL KING

6-7 | 190 | F | Freshman

Paul Bryant HS | Bella Vista Prep (Ariz.) | Uniontown, Ala.
Twitter: @jking_3510 Instagram: @hbf.mel

West Virginia (2021-22)

- Saw two minutes of action against Oklahoma
- Played two minutes at Kansas
- Played 12 minutes at Texas
- Saw four minutes of action against Radford
- Played one minute against Elon

Prior to West Virginia

- Attended Paul Bryant High in Tuscaloosa, Alabama
- Averaged 23.0 points and 6.0 rebounds per game in his senior season
- Attended Bella Vista Prep in Scottsdale, Arizona
- Averaged 16.0 points per contest
- Shot 53 percent from 3-point range on 57 attempts, while averaging four rebounds and dishing out two assists per game
- Played for Alabama Fusion

Jamel King Highs

	Season	
Minutes	12	Texas/1-1
Points	0	
Rebounds	1	Oklahoma/1-26
Assists	0	
Turnovers	1	two times
Blocks	0	
Steals	0	
FGM	0	
FGA	2	Radford/12-4
FG%	.000 (0-2)	Radford/12-4
3FGM	0	
3FGA	2	Radford/12-4
3FG%	.000 (0-2)	Radford/12-4
FTM	0	
FTA	1	Texas/1-1
FT%	.000 (0-1)	Texas/1-1

			Total		3-Point		F-Throws		Rebounds											Scoring	
Season	gp-gs	min/avg	fg-fga	pct	fg-fga	pct	ft-fga	pct	off	def	tot	avg	pf	fo	ast	to	blk	stl	pts	avg	
2021-22	5-0	21/4.2	0-2	.000	0-2	.000	0-1	.000	0	1	1	0.2	3	0	0	2	0	0	0	0.0	
TOTAL	5-0	21/4.2	0-2	.000	0-2	.000	0-1	.000	0	1	1	0.2	3	0	0	2	0	0	0	0.0	



West Virginia (2021-22)

- Had 17 points against Baylor
- Matched a career high with 26 points against K-State
- Named Big 12 Player of the Week on Dec. 27, 2021
- Scored a game-high 23 points vs. Youngstown State
- Had 12 points at UAB and at Texas
- Scored 19 points against Kent State
- Returned from injury to score 16 points vs. UConn
- Missed the Radford game with a lower back injury
- Had 14 points against Bellarmine
- Scored 15 points, all in the second half, against Clemson
- Finished with 12 points against Marquette
- Had 16 points against Elon
- Scored 11 points against Pitt
- Had 11 points and four assists against Oakland

West Virginia (2020-21)

- Named All-Big 12 Honorable Mention
- Scored 13 points against Morehead State in the NCAA Tournament
- Had 14 points against TCU
- Scored 18 points against Baylor
- Recorded a game-high 16 points against Kansas State
- Scored 16 points, all in the second half, at Texas
- Named Big 12 Player of the Week (Feb. 15) for his 23.5 ppg average for the week
- Scored 21 points on 5-of-10 shooting from 3 against Oklahoma
- Posted a career-high 26 points in the win at Texas Tech
- Scored 13 points at Iowa State
- Finished with 21 points against Florida
- Scored 13 points in the win over Texas Tech
- Had 14 points against Texas
- Finished with 24 points at Kansas with 20 in the first half on 6-of-6 from 3-point range
- Scored 12 points with four assists against Richmond
- Had a team-high 15 points against North Texas
- Finished with seven points at Georgetown
- Had three points against Gonzaga
- Scored nine points against Western Kentucky
- Had 16 points, including four 3-point field goals against VCU
- Scored 16 points against South Dakota State

West Virginia (2019-20)

- Played in 28 games
- Averaged 14.9 minutes per game
- Averaged 5.5 points per game
- Shot 81.1 percent from the free throw line
- Led the team with 29 3-point field goals

Sean McNeil Highs

	Season	Career
Minutes	40 three times	46 Oklahoma/2-13-21
Points	26 K-State/1-8	26 two times
Rebounds	5 four times	5 seven times
Assists	4 Oakland/11-9	4 two times
Turnovers	3 two times	3 four times
Blocks	2 UAB/12-18	2 two times
Steals	2 Oklahoma/1-26	2 three times
FGM	9 K-State/1-8	9 K-State/1-8-22
FGA	15 K-State/1-8	16 two times
FG%	.889 (8-9) Young St./12-22	1.000 (1-1) N. Colorado/11-18-19
3FGM	4 two times	7 Syracuse/3-21-21
3FGA	8 EKU/11-26	13 Syracuse/3-21-21
3FG%	1.000 (4-4) Young St./12-22	1.000 (4-4) Youngstown St./12-22-21
FTM	5 Kent State/12-12	7 TCU/3-4-21
FTA	7 Kent State/12-12	8 TCU/3-4-21
FT%	1.000 (4-4) three times	1.000 (6-6) Baylor/3-7-20

SEAN MCNEIL

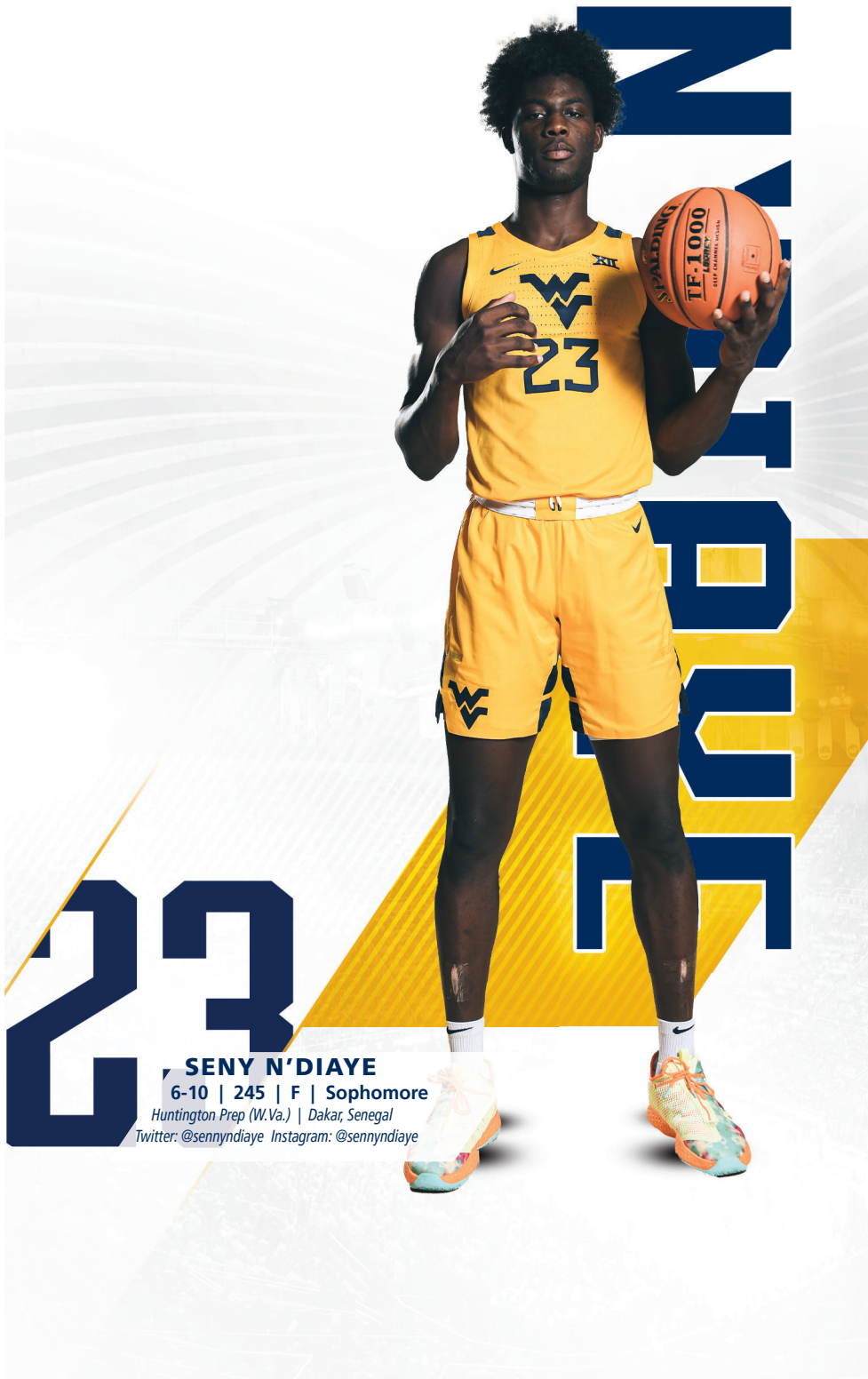
6-3 | 205 | G | Senior

Cooper HS | Sinclair CC | Union, Ky.

Twitter: @SeanMcNeil22 Instagram: @seanmcneil22

			Total		3-Point		F-Throws		Rebounds											Scoring	
Season	gp-gs	min/avg	fg-fga	pct	fg-fga	pct	ft-fa	pct	off	def	tot	avg	pf	fo	ast	to	blk	stl	pts	avg	
2019-20	28-0	417/14.9	48-130	.369	29-88	.330	30-37	.811	6	27	33	1.2	29	0	14	11	3	9	155	5.5	
2020-21	29-23	850/29.3	119-291	.409	69-178	.388	48-54	.889	8	55	63	2.2	35	0	24	26	0	15	355	12.2	
2021-22	18-18	640/35.6	89-201	.443	34-86	.395	33-41	.805	7	43	50	2.8	17	0	25	20	2	11	245	13.6	
TOTAL	75-41	1907/25.4	256-622	.412	132-352	.375	111-132	.841	21	125	146	1.9	81	0	63	57	5	35	755	10.1	





SENY N'DIAYE

6-10 | 245 | F | Sophomore

Huntington Prep (W.Va.) | Dakar, Senegal

Twitter: @sennndiaye Instagram: @sennndiaye

West Virginia (2021-22)

- Saw three minutes of action against Baylor
- Played two minutes at Kansas
- Pulled down two rebounds against Kent State
- Played seven minutes with four rebounds vs. Radford
- Grabbed three rebounds against Bellarmine
- Played one minute against Elon

West Virginia (2020-21)

- Played one minute against Morehead State in the NCAA Tournament
- Played one minute against Oklahoma State in the Big 12 Championship
- Saw two minutes of action against Oklahoma State
- Played five minutes against TCU
- Grabbed two rebounds against Kansas State
- Played two minutes at Texas
- Had two points and a block at Iowa State
- Scored his first collegiate basket at K-State in nine minutes of action
- Played two minutes against Texas
- Saw one minute of action at Oklahoma
- Played three minutes against Northeastern
- Played two minutes against Richmond
- Saw his first action against North Texas

Prior to West Virginia

- Attended Huntington Prep in Huntington, West Virginia
- Averaged five points, six rebounds and three blocks per game
- Played for coach Arkell Bruce
- Signed with the Mountaineers in July 2020

Seny N'diaye Highs

	Season	Career
Minutes	7 Radford/12-4	9 Kansas SL/1-23-21
Points	0	2 Kansas SL/1-23-21
Rebounds	4 Radford/12-4	4 Radford/12-4-21
Assists	0	1 Richmond/12-13-20
Turnovers	1 two times	1 five times
Blocks	1 three times	1 five times
Steals	0	1 Oklahoma SL/3-6-21
FGM	0	1 Kansas SL/1-23-21
FGA	2 Bellarmine/11-30	2 Bellarmine/11-30-21
FG%	.000 (0-2) Bellarmine/11-30	1.000 (1-1) Kansas SL/1-23-21
3FGM	0	0
3FGA	0	0
3FG%	.000	.000
FTM	0	0
FTA	0	0
FT%	.000	.000

			Total		3-Point		F-Throws		Rebounds											Scoring	
Season	gp-gs	min/avg	fg-fga	pct	fg-fga	pct	ft-fita	pct	off	def	tot	avg	pf	fo	ast	to	blk	stl	pts	avg	
2020-21	14-0	37/2.6	1-2	.500	0-0	.000	0-0	.000	2	4	6	0.4	13	0	1	3	2	1	2	0.1	
2021-22	6-0	23/3.8	0-2	.000	0-0	.000	0-0	.000	4	5	9	1.5	7	0	0	2	3	0	0	0.0	
TOTAL	20-0	60/3.0	1-4	.250	0-0	.000	0-0	.000	6	9	15	0.8	20	0	1	5	5	1	2	0.1	

West Virginia (2021-22)

- Saw two minutes of action against Kent State
- Played five minutes and had two points and two rebounds in his first collegiate game against Radford
- Missed the first seven games of the season with a foot injury

Prior to West Virginia

- Came to the United States in August 2020
- Attended Beckley Prep JN in Beckley, West Virginia, for coach Justin Dempsey
- Originally excelled as a tennis player in England and has recently began his basketball career
- Graduated from Furze Platt Senior School in Maidenhead, England
- Played in limited games at Beckley Prep JN due to a broken finger and COVID19
- Played for All-Ohio Red team in AAU basketball

James Okonkwo Highs

Season	
Minutes	5 Radford/12-4
Points	2 Radford/12-4
Rebounds	2 Radford/12-4
Assists	0
Turnovers	0
Blocks	0
Steals	0
FGM	1 Radford/12-4
FGA	2 Radford/12-4
FG%	.500 (1-2) Radford/12-4
3FGM	0
3FGA	0
3FG%	.000
FTM	0
FTA	0
FT%	.000

JAMES OKONKWO

6-8 | 230 | F | Freshman

Furze Platt Senior School | Beckley Prep JN (W.Va.) |
Maidenhead, England

Twitter: @JamesOkonkwo13 Instagram: james_okonkw03

Season	gp-gs	min/avg	Total		3-Point		F-Throws		Rebounds				Scoring					
			fg-fga	pct	fg-fga	pct	ft-fga	pct	off	def	tot	avg	pf	fo	ast	to	blk	stl
2021-22	2-0	6/3.0	1-3	.333	0-0	.000	0-0	.000	0	2	2	1.0	0	0	0	0	0	0
TOTAL	2-0	6/3.0	1-3	.333	0-0	.000	0-0	.000	0	2	2	1.0	0	0	0	0	0	0



GABE OSABUOHIE

6-7 | 240 | F | 5th Year

Arkansas | Southwest Christian Academy | Toronto, Ontario
Twitter: @loadyg_ Instagram: @loadyg_

West Virginia (2021-22)

- Scored a career-high 17 points against Oklahoma
- Had five points and 10 rebounds at Kansas
- Finished with 12 points and eight rebounds vs. Oklahoma St.
- Grabbed a season-high 12 rebounds against Kansas State
- Missed game at Texas due to COVID-19 protocols
- Finished with six points and nine rebounds at UAB
- Had six points and seven rebounds vs. UConn
- Scored six points against Radford
- Posted six points and seven rebounds vs. Eastern Kentucky
- Had four points, four assists and seven rebounds vs. Clemson
- Finished with seven points and four rebounds vs. Elon
- Had six points, nine rebounds, three assists, two blocks and five charges taken against Oakland

West Virginia (2020-21)

- Named to the Big 12 All-Defensive Team
- Played in all 29 games
- Averaged 17.6 minutes per game
- Averaged 1.7 points and 4.4 rebounds per game
- Dished out 62 assists to go with 41 steals
- Led the team with 171 deflections and 23 charges taken
- Started on Senior Day and finished with seven points against Oklahoma State
- Had seven rebounds, three assists, three steals and two blocks against Baylor
- Finished with seven rebounds, four assists and three steals against Iowa State
- Scored 10 points against Gonzaga

West Virginia (2019-20)

- Became eligible after the third game of the season after transferring from Arkansas
- Played in 28 games, starting one
- Averaged 18.5 minutes per game
- Averaged 3.1 points and 4.1 rebounds per game
- Had 34 steals and nine blocked shots
- Led WVU with 148 deflections and 23 charges taken
- Scored a season-best 15 points at Texas Tech
- Pulled down a season-best 12 rebounds against Missouri

Prior to West Virginia


- Transferred from Arkansas in August 2019
- Played in 54 games for the Razorbacks, starting the final eight as a sophomore
- Compiled 42 deflections, 32 rebounds, 16 assists and 12 steals during that stretch
- Finished with 105 deflections and was second on the team with 24 charges taken
- Posted career highs of 13 points against Ole Miss, six assists against LSU, three blocks against Indiana and three steals against Ole Miss
- For the season, he totaled 106 points, 108 rebounds, 46 assists, 31 steals and 16 blocks

Gabe Osabuohien Highs

	Season	Career
Minutes	28 K-State/I-8	31 Ohio State/I2-29-19
Points	17 Oklahoma/I-26	17 Oklahoma/I-26-22
Rebounds	12 K-State/I-8	12 two times
Assists	4 Clemson/I-21	5 six times
Turnovers	3 four times	5 Baylor/2-15-20
Blocks	2 Oakland/I-9	2 four times
Steals	2 seven times	3 10 times
FGM	5 Oklahoma/I-26	5 two times
FGA	8 Kansas/I-15	8 three times
FG%	1.000 (I-1) Bellarmine/I-30	1.000 (3-3) Gonzaga/I2-2-20
3FGM	0	1 Gonzaga/I2-2-20
3FGA	1 two times	1 nine times
3FG%	.000 (0-1) two times	1.000 (I-1) Gonzaga/I2-2-20
FTM	7 Oklahoma/I-26	7 Oklahoma/I-26-22
FTA	10 Oklahoma/I-26	10 Oklahoma/I-26-22
FT%	1.000 (4-4) Oklahoma St/I-11	1.000 (4-4) Oklahoma St/I-11-22

			Total		3-Point		F-Throws		Rebounds											Scoring	
Season	gp-gs	min/avg	fg-fga	pct	fg-fga	pct	ft-fa	pct	off	def	tot	avg	pf	fo	ast	to	blk	stl	pts	avg	
2019-20	28-1	518/18.5	30-83	.361	0-4	.000	26-48	.542	45	70	115	4.1	89	4	53	45	9	34	86	3.1	
2020-21	29-1	509/17.6	14-41	.341	1-3	.333	19-49	.388	52	76	128	4.4	94	5	62	30	12	41	48	1.7	
2021-22	18-0	325/18.1	35-72	.486	0-2	.000	21-53	.396	45	58	103	5.7	56	3	26	30	7	25	91	5.1	
TOTAL	75-2	1352/18.0	79-196	.403	1-9	.111	66-150	.440	142	204	346	4.6	239	12	141	105	28	100	225	3.0	





PAULY PAULICAP

6-8 | 235 | F | 5th Year

Elmont Memorial HS | DePaul | Elmont, N.Y.

Twitter: @pauly33_ Instagram: @pauly33_

West Virginia (2021-22)

- Had seven points at Texas Tech
- Grabbed eight rebounds against Oklahoma State
- Made his first WVU start at Texas
- Posted six points against Youngstown State
- Had five points and four rebounds at UAB
- Finished with five rebounds against Kent State
- Had five points against UConn
- Finished with seven points and five rebounds against Radford
- Had six points against Bellarmine
- Finished with five points, five rebounds and two blocks vs. Eastern Kentucky
- Had six rebounds against Elon
- Scored six points with a +16 against Pitt in 10 minutes of action
- Played four minutes against Oakland in his first game as a Mountaineer

Prior to West Virginia

- Attended DePaul in 2020-21 as a graduate transfer and played in all 19 games with 15 starts
- Had a season-high 20 points against Marquette with six rebounds and three blocked shots
- Posted two double-doubles on the season with 16 points and 16 rebounds against St. John's and 15 points and 10 rebounds at Seton Hall
- In the Big East final statistics, he ranked second in offensive rebounds (2.6), sixth in blocked shots (1.3) and 17th in rebounding (6.1)
- Completed his undergraduate career at Manhattan, where he started 71 of 71 games with the Jaspers, averaging 9.9 points and 6.4 rebounds with 148 blocked shots
- In 2019-20, he averaged 10.4 points, 6.6 rebounds and 1.9 blocks per game
- Started all 31 games and led the team with 18 games in double figures that included four double-doubles
- Finished the season with MAAC All-Championship Team honors after averaging 15.0 points and 12.0 rebounds in tournament games against Fairfield and Siena
- In 2018-19, he was limited to just 10 games due to injury; averaged 8.5 points and 3.9 rebounds per contest
- As a sophomore in 2017-18, he was named the MAAC Defensive Player of the Year
- Averaged 10.0 points, 6.9 rebounds and 2.5 blocks per game, while shooting 55.8 percent from the field
- Had a career-high 24 points against Stony Brook on Dec. 5, 2018
- Entering WVU, he has posted 43 games in double-figure scoring with 12 double-figure rebounding games
- Scored 852 career points, while shooting 52.0 percent from the field ... averaged 6.3 rebounds per game and has totaled 172 blocked shots ... started 86 of 91 career games played
- Started his collegiate career at Harcum College
- Averaged 9.3 points and 7.3 rebounds per game, while shooting 60.2 percent from the floor and finished sixth in the NJCAA in blocked shots
- Did not play basketball until his junior year, while also playing volleyball and was a member of the track and field team

Pauly Paulicap Highs

Season

Minutes	19	two times
Points	7	two times
Rebounds	8	Oklahoma St./1-11
Assists	1	two times
Turnovers	4	Texas/1-1
Blocks	2	five times
Steals	1	four times
FGM	3	four times
FGA	6	Youngstown St./12-22
FG%	1.000 (3-3)	two times
3FGM	0	
3FGA	0	
3FG%	.000	
FTM	3	EKU/11-26
FTA	4	EKU/11-26
FT%	1.000 (2-2)	two times

			Total		3-Point		F-Throws		Rebounds											Scoring	
Season	gp-gs	min/avg	fg-fga	pct	fg-fga	pct	ft-fa	pct	off	def	tot	avg	pf	fo	ast	to	blk	stl	pts	avg	
2021-22	19-1	206/10.8	22-47	.468	0-0	.000	13-21	.619	25	37	62	3.3	31	1	2	13	17	4	57	3.0	
TOTAL	19-1	206/10.8	22-47	.468	0-0	.000	13-21	.619	25	37	62	3.3	31	1	2	13	17	4	57	3.0	





TAZ SHERMAN

6-4 | 190 | G | 5th Year

Collin College | Fort Bend Thurgood Marshall HS | Missouri City, Texas
Twitter: @Okaytazoo Instagram: @theonlytazoo

West Virginia (2021-22)

- Finished with 21 points and five rebounds at Texas Tech
- Had 18 points against Baylor
- Scored 14 points against Kansas State
- Missed game at Texas due to COVID-19 protocols
- Had 16 points against Youngstown State
- Posted a game-high 17 points at UAB
- Earned Big 12 Player of the Week honors for second time on Dec. 13
- Recorded a game-high 27 points against Kent State
- Had a game-high 23 points vs. UConn
- Scored 27 points vs. Radford, the only player on either team to reach double figures
- Posted a game-high 18 points vs. Bellarmine
- Scored a career-high 28 points vs. Eastern Kentucky
- Earned Big 12 Player of the Week honors on Nov. 22
- Named to the Shriners Children's Charleston Classic All-Tournament Team
- Scored 12 points against Clemson
- Had 21 points against Marquette
- Scored 27 points against Elon
- Had 17 points with five rebounds, two steals and two blocks against Pitt
- Scored a game-high 18 points and five assists against Oakland

West Virginia (2020-21)

- Named All-Big 12 Honorable Mention
- Started six of 28 games
- Averaged 13.4 points and 1.8 rebounds per game
- Averaged 24.4 minutes per game
- Shot 41.3 percent from the field, 35.9 percent from 3-point range and 87.3 percent from the free throw line
- Posted 21 games in double figures
- Scored 19 points against Oklahoma State in the Big 12 Championship
- Started on Senior Day against Oklahoma State and finished with 20 points
- Posted a season-best 26 points against Baylor
- Had a game-high 23 points at TCU
- Posted 25 points in the win over Kansas
- Scored a game-high 18 points in the win at Iowa State

West Virginia (2019-20)

- Played in all 31 games, starting four
- Averaged 13.1 minutes per game
- Averaged 5.3 points per contest
- Shot 38.3 percent from the field and 86.4 percent from the free throw line
- Hit 28 3-point field goals
- Had five games in double figures

Taz Sherman Highs

	Season	Career
Minutes	40 UConn/12-8	40 UConn/12-8-21
Points	28 EKU/11-26	28 EKU/11-26-21
Rebounds	5 three times	5 three times
Assists	5 four times	5 four times
Turnovers	7 UAB/12-18	7 UAB/12-18-21
Blocks	2 Pitt/11-12	2 two times
Steals	4 two times	4 three times
FGM	9 three times	9 five times
FGA	20 Pitt/11-12	20 Pitt/11-12-21
FG%	.643 (9-14) Kent State/12-12	.750 (3-4) Nicholls/12-14-19
3FGM	4 EKU/11-26	5 two times
3FGA	11 Baylor/1-18	11 Baylor/1-18-22
3FG%	.571 (4-7) EKU/11-26	1.000 (2-2) three times
FTM	8 two times	8 three times
FTA	13 Kent State/12-12	13 Kent State/12-12-21
FT%	1.000 (6-6) Marquette/11-19	1.000 (6-6) three times

			Total		3-Point		F-Throws		Rebounds											Scoring	
Season	gp-gs	min/avg	fg-fga	pct	fg-fga	pct	ft-fa	pct	off	def	tot	avg	pf	fo	ast	to	blk	stl	pts	avg	
2019-20	31-4	407/13.1	59-154	.383	28-84	.333	19-22	.864	9	16	25	0.8	18	0	24	29	7	18	165	5.3	
2020-21	28-6	683/24.4	119-288	.413	47-131	.359	89-102	.873	19	32	51	1.8	32	0	40	49	2	24	374	13.4	
2021-22	18-18	603/33.5	112-266	.421	34-101	.337	75-96	.781	9	43	52	2.9	12	0	46	50	4	28	333	18.5	
TOTAL	77-28	1693/22.0	290-708	.410	109-316	.345	183-220	.832	37	91	128	1.7	62	0	110	128	13	70	872	11.3	

West Virginia (2021-22)

- Scored one point at Kansas
- Had two points against Youngstown State
- Scored five points against Radford
- Played nine minutes against Bellarmine
- Grabbed one rebound against Elon
- Played five minutes in his first collegiate game against Oakland

Prior to West Virginia

- Attended Lorain High, playing for coach John Rositano.
- Averaged 22.2 points, 6.2 rebounds, 2.5 steals and 1.4 assists as a senior
- Named Lorain County Mr. Basketball
- As a junior, Wilson led Lorain to the OHSAA district championship before falling to St. Edward High in the OHSAA regional semifinal
- For the season, Wilson averaged 13 points and seven rebounds per game
- Was named to the All-Lake Erie League First Team and All-Lorain County First Team
- Prior to his junior year, Wilson played at St. Vincent-St. Mary High in Akron, Ohio, where he averaged 13.5 points and 5.0 assists as a sophomore
- Started on two teams that reached the OHSAA state championship games, winning the Division II crown in 2018 and reaching the Division I final in 2019
- Scored a game-high 19 points in a state championship loss to Cincinnati Moeller
- During his freshman season, he scored the second-most points by a freshman player in school history, second only to LeBron James
- Played AAU basketball for the Ohio Basketball Club
- Was a two-time European Cup champion (15U and 16U), European Cup MVP, All-Ohio Nike Classic MVP and named a Top 10 Point Guard in the Adidas Gauntlet

Seth Wilson Highs

	Season
Minutes	17 Radford/12-4
Points	5 Radford/12-4
Rebounds	1 five times
Assists	0
Turnovers	0
Blocks	0
Steals	0
FGM	2 Radford/12-4
FGA	8 Radford/12-4
FG%	.250 (2-4) Radford/12-4
3FGM	1 Radford/12-4
3FGA	6 Radford/12-4
3FG%	.167 (1-6) Radford/12-4
FTM	2 Youngstown St./12-22
FTA	2 two times
FT%	1.000 (2-2) Youngstown St./12-22



SETH WILSON

6-1 | 215 | G | Fr.

Lorain HS | Lorain, Ohio

Twitter: @s_dub_45 Instagram: @sethwilson_

Season	gp-gs	min/avg	Total fg-fga	pct	3-Point fg-fga	pct	F-Throws ft-fa	pct	Rebounds off	def	tot	avg	pf	fo	ast	to	blk	stl	Scoring pts	avg
2021-22	8-0	46/5.8	2-16	.125	1-9	.111	3-4	.750	2	3	5	0.6	6	0	0	0	0	0	8	1.0
TOTAL	8-0	46/5.8	2-16	.125	1-9	.111	3-4	.750	2	3	5	0.6	6	0	0	0	0	0	8	1.0



Game #1

West Virginia 60, Oakland 53

Nov. 9, 2021 • WVU Coliseum

Morgantown, W.Va.

Oakland 53 • 0-1,0-0 Horizon

##	Player	Total	3-Ptr	Rebounds	FT-FTA	Off Def Tot	PF	TP	A	To	Blk	Stl	Min
		FG-FGA	FG-FGA	FT-FTA	Off Def Tot	PF	TP	A	To	Blk	Stl	Min	
01	Jamal Cain	r 6-12	0-3	3-4	3 4 7	5 15	0	3	0	3	0	33	
03	Micha Parrish	r 4-13	0-5	2-2	8 4 12	4 10	1	3	0	2	35		
04	Trey Townsend	r 5-9	1-3	1-2	2 5 7	2 12	2	2	1	3	40		
23	Chris Conroy	r 0-0	0-0	0 1 1	2 1 0	0 0	0	1	1	0	1	37	
34	Jalen Moore	g 2-16	0-5	0-1	0 6 6	4 4	13	0	0	0	0	13	
02	Will Shepherd	g 0-2	0-1	0-0	0 0 0	0 0	0	0	0	0	0	2	
05	Emmanuel Newsome	0-0	0-0	0 0 0	0 0 0	0 0	0	0	0	0	0	0	0
11	Blake Lampman	3-7	2-5	0-0	1 1 2	1 8	0	1	0	0	20		
13	Osei Price	2-3	0-1	0-0	3 2 5	5 4	0	2	0	0	19		
14	Brody/Parker	0-0	0-0	0 0 0	0 0 0	0 0	0	0	0	0	0	1	
	Team				2 5 7								
	Totals	22-62	3-23	6-9	20 28 48	22 53	7 25	1 9	20				

FG % 1st Half: 10-33 30.3% 2nd half: 12-29 41.4% Game: 22-62 35.5%
3FG % 1st Half: 1-12 8.3% 2nd half: 2-11 18.2% Game: 3-23 13.0%
FT % 1st Half: 2-3 66.7% 2nd half: 4-6 66.7% Game: 6-9 66.7%

West Virginia 60 • 1-0,0-0 Big 12

##	Player	Total	3-Ptr	Rebounds	FT-FTA	Off Def Tot	PF	TP	A	To	Blk	Stl	Min
		FG-FGA	FG-FGA	FT-FTA	Off Def Tot	PF	TP	A	To	Blk	Stl	Min	
11	Jalen Bridges	r 3-7	1-3	0-0	1 2 3	0 7	0	2	1	0	21		
00	Isaiah Cottrell	r 2-6	0-1	2-3	0 4 4	2 6	1	0	0	0	16		
00	Kedrian Johnson	g 1-2	0-1	0-1	0 1 1	3 2	1	2	0	4	17		
12	Taz Sherman	g 7-18	1-6	3-4	0 4 4	0 18	5	4	0	3	37		
22	Sean McNeil	g 4-9	2-7	1-2	1 4 5	0 11	4	1	0	1	35		
01	Pauly Paulicap	0-1	0-0	0-0	0 0 0	0 0	0	0	0	0	4		
02	Kobe Johnson	1-2	0-1	0-0	0 0 0	0 2	0	1	0	0	7		
03	Gabe Osabuohien	3-5	0-0	0-2	5 4 9	2 6	3 3	2 1	24				
05	Dimon Carrigan	2-3	0-0	2-4	2 2 4	3 6	0	0	3	0	15		
10	Malik Curry	0-2	0-0	2-2	0 1 1	3 2	1 1	1 2	19				
45	Seth Wilson	0-3	0-2	0-0	1 0 1	0 0	0 0	0 0	5				
	Team				1 0 1								
	Totals	23-58	4-21	10-18	11 22 33	13 60	15 14	7 11	200				

FG % 1st Half: 10-29 34.5% 2nd half: 13-29 44.8% Game: 23-58 39.7%
3FG % 1st Half: 2-11 20.0% 2nd half: 2-11 18.2% Game: 4-21 19.0%
FT % 1st Half: 5-10 50.0% 2nd half: 5-8 62.5% Game: 10-18 55.6%

Officials: Craig Murley,Bret Smith,Gary Maxwell
Technical fouls: Oakland-None, West Virginia-None.
Attendance: 9408
2021-22 Men's Basketball. Round: 0. Oakland vs West Virginia. Played at WVU Co

Score by periods	1st	2nd	Total
Oakland	23	30	53
West Virginia	27	33	60

Last FG - OAK 2nd-00:59, WVU 2nd-04:41.
Largest lead - OAK by 6 1st-15:46, WVU by 17 2nd-11:01.
OAK led for 12:09, WVU led for 27:13. Game was tied for 00:38.

Recap

Taz Sherman's 18 points led West Virginia to a 60-53 season-opening victory over Oakland at the WVU Coliseum.

The Mountaineers, playing the 2021-22 season without Deuce McBride and Derek Culver, had the look of a team trying to discover its identity against a Golden Grizzlies team that threw a variety of zone defenses against them.

Bob Huggins won his 901st career game and is now just one shy of tying Bob Knight for fifth place on the NCAA all-time Division I wins list.

Two more wins will move him into a tie with Roy Williams for fourth place.

WVU (1-0) had difficulty finding much offensive rhythm in the first half and trailed for a good portion of the half before going on a 15-5 run to take a 27-23 lead into the locker room at the break.

Gabe Osabuohien came off the bench to ignite the rally by drawing charges, deflecting passes, grabbing an occasional rebound and finding open shooters along the wings.

Osabuohien remained on the floor at the beginning of the second half to help the Mountaineers build their biggest lead of the game at 17, 50-33, with 11:01 remaining.

Oakland (0-1) fought back to reduce West Virginia's advantage to six, 53-47, on Micah Parrish's 3 with 6:29 left. A Sherman jumper and a Kedrian Johnson transition dunk built the lead back to 10 with 4:41 to go.

The lead was also 10 with 1:48 remaining on two Malik Curry free throws.

Sherman's game-high 18 came on just 7 of 18 from the floor, including 1 of 7 from 3. Sherman was struggling with calf cramps for a good portion of the second half.

Sean McNeil was the only other Mountaineer player to reach double digits with 11 points on 4 of 9 shooting.

Osabuohien's stat line included 6 points, nine rebounds, three assists, two blocked shots, a steal and several drawn charges that led to Osei Price and Jamal Cain fouling out of the game, and point guard Jalen Moore finishing with four fouls.

Moore, who is considered one of the top point guards in mid-major basketball, had a tough night against a wave of West Virginia defenders. He finished with only 4 points on 2 of 16 shooting with 13 turnovers.

Neither team shot the ball well from 3, Oakland missing 20 of its 23 attempts and West Virginia making just 4 of 21. Oakland also committed 25 turnovers and shot 35.5% from the floor.

West Virginia, too, struggled shooting the ball making only 39.7% of its 58 field goal attempts. The Mountaineers were only 55.8% from the free throw line and the most alarming statistic was Oakland's 48 to 33 advantage on the glass.

Eleven different players got into the game for West Virginia and nine ended up getting into the scoring column.

Game #2

West Virginia 74, Pitt 59

Nov. 12, 2021 • WVU Coliseum

Morgantown, W.Va.

Pittsburgh 59 • 0-2,0-0 ACC

##	Player	Total	3-Ptr	Rebounds	FT-FTA	Off Def Tot	PF	TP	A	To	Blk	Stl	Min
		FG-FGA	FG-FGA	FT-FTA	Off Def Tot	PF	TP	A	To	Blk	Stl	Min	
15	Mouhamadou Gueye	r 5-9	0-1	0-0	0 4 4	3 10	2	6	3	1	33		
23	John Hugley	r 7-10	1-1	2-2	2 4 6	3 17	2	3	0	0	24		
24	William Jeffress	r 2-4	0-0	4-6	2 5 7	3 8	2	3	0	1	34		
02	Fermi Odukale	g 2-7	0-0	3-5	1 1 2	2 7	4	8	1	2	31		
05	Nate Santos	g 2-5	1-3	0-0	1 5 6	2 5	1 4	0 2	34				
01	Chris Payton	0-0	0-0	0-0	0 1 1	1 0	0	1	0	1	2		
03	Ennoch Sherry	0-0	0-0	0-0	0 1 1	2 0	1 0	0 0	6				
04	Dan Oladapo	4-4	0-0	0-2	2 1 3	0 8	0 2	0 0	15				
31	Onyekwuchi Ezekwudo	1-1	1-1	1-2	0 1 1	1 4	3 4	0 0	21				
	Team				4 1 5								
	Totals	23-40	3-6	10-17	12 24 36	17 59	15 32	4 7	200				

FG % 1st Half: 10-20 50.0% 2nd half: 13-20 65.0% Game: 23-40 57.5%
3FG % 1st Half: 2-3 66.7% 2nd half: 1-3 33.3% Game: 3-6 50.0%
FT % 1st Half: 2-4 50.0% 2nd half: 8-13 61.5% Game: 10-17 58.8%

West Virginia 74 • 2-0,0-0 Big 12

##	Player	Total	3-Ptr	Rebounds	FT-FTA	Off Def Tot	PF	TP	A	To	Blk	Stl	Min
		FG-FGA	FG-FGA	FT-FTA	Off Def Tot	PF	TP	A	To	Blk	Stl	Min	
11	Jalen Bridges	r 6-9	4-6	2-3	3 3 6	1 18	1 1	5 0	32				
13	Isaiah Cottrell	r 2-4	0-2	0-0	1 0 1	2 4	0 1	1 0	13				
00	Kedrian Johnson	g 2-4	0-1	0-3	1 1 2	3 4	6 1	0 7	24				
12	Taz Sherman	g 6-20	2-9	3-3	1 4 5	2 17	1 3	2 2	37				
22	Sean McNeil	g 4-9	3-4	0-0	0 0 0	0 11	2 1	0 1	33				
01	Pauly Paulicap	3-4	0-0	0-1	0 2 2	1 6	1 0	0 1	9				
02	Kobe Johnson	2-2	0-0	0-0	0 0 0	0 4	0 1	0 0	14				
03	Gabe Osabuohien	0-0	0-0	0-0	0 0 0	0 4	0 1	3 0	12				
04	Dimon Carrigan	0-2	0-0	0-0	1 1 2	3 0	0 0	2 1	14				
10	Malik Curry	5-5	0-0	0-1	0 0 0	0 1	10 3	0 0	12				
	Team				2 0 2								
	Totals	30-59	9-22	5-11	9 11 20	17 74	15 14	11 17	200				

FG % 1st Half: 15-29 51.7% 2nd half: 15-30 50.0% Game: 30-59 50.8%
3FG % 1st Half: 4-10 40.0% 2nd half: 5-12 41.7% Game: 9-22 40.9%
FT % 1st Half: 2-6 33.3% 2nd half: 3-5 60.0% Game: 10-17 58.8%

Officials: Job Hartness,Mike Roberts,Kipp Kissinger
Technical fouls: Pittsburgh-None, West Virginia-None.
Attendance: 14100
2021-22 Men's Basketball. Round: 0. Pittsburgh vs West Virginia. Played at WVU

Score by periods	1st	2nd	Total
Pittsburgh	24	35	59
West Virginia	36	38	74

Last FG - PITT 2nd-01:15, WVU 2nd-00:50.
Largest lead - PITT by 4 1st-15:22, WVU by 21 2nd-10:35.
PITT led for 03:56, WVU led for 34:10. Game was tied for 01:54.

Points	In	Off	2nd	Fast	Bench
PITT	34	13	11	11	12
WVU	34	34	34	8	21

Score tied - 2 times.
Lead changed - 3 times.

Recap

West Virginia took advantage of Pitt's backcourt issues by forcing 32 turnovers in a 74-59 victory over the Panthers at a sold-out WVU Coliseum.

It was coach Bob Huggins' 902 career victory, tying him with Bob Knight for fifth on the NCAA's all-time Division I wins list. His next victory will move him into a tie with Roy Williams for fourth all-time, with just Jim Calhoun, Jim Boeheim and Mike Krzyzewski ahead of him.

The 14,100 who showed up for the game watched Huggins' Mountaineers consume Pitt's ballhandlers, just as they did in the opener when they forced Oakland to turn the ball over 25 times.

It's the most turnovers by a West Virginia opponent since 2016 during its "Press Virginia" days when the Mountaineers forced Western Carolina to turn it over 34 times.

Those 32 turnovers were responsible for 34 points, which covered up for some of the other areas where West Virginia is still lacking - namely rebounding and free throw shooting.

Once again, WVU was beaten 36 to 20 on the glass and made just 5 of its 11 free throw attempts.

West Virginia was able to get off 19 more shots than Pitt, connecting on 50.8% of its field goal attempts.

Jalen Bridges led everybody with 18 points, those coming on 6 of 9 shooting, including 4 of 6 from 3. Each time Pitt tried to make a run, particularly in the second half, Bridges knocked down a 3 to stop it.

Senior guard Taz Sherman contributed 17, although he goaled on just 6 of his 20 shot attempts. Guard Sean McNeil scored 11 and Malik Curry came off the bench to contribute 10 on 5 of 5 shooting.

West Virginia (2-0) was 9-of-22 from behind the arc, and outscored the Panthers 21 to 11 in fast break points. Seventeen of Pitt's 32 turnovers were the result of West Virginia steals.

WVU's defense also blocked 11 Panther shots - five of those coming from Bridges.

The Mountaineers used a 9-0 run during a two-minute stretch late in the first half to take a 34-19 lead following a Bridges 3 with 3:38 left.

The lead swelled to 21 at the 10-minute mark of the second half and got there once again with 5:10 remaining. Ten different players saw the floor for West Virginia and eight of them scored.

The Panthers (0-2) shot 57.5% overall, connecting on 23 of its 40 field goal attempts.

The victory was West Virginia's 100th all-time in the Pitt series, to Pitt's 88, and is the fifth straight dating back to 2012 when the two schools were still members of the Big East Conference. Since the resumption of the series in 2017, the Mountaineers have won all four meetings.

The 14,100 attendance was the most ever for a November basketball game at the WVU Coliseum, exceeding the 11,044 that attended the Nov. 26, 2006 game against LSU. That was also the day West Virginia officially retired Jerry West's No. 44.

Game #3

West Virginia 87, Elon 68

Nov. 18, 2021 • TD Arena

Charleston, S.C. • Shriners Children's Charleston Classic

Elon 68 • 2-2,0-0 CAA

#	Player	3-Ptr				Rebounds									
		FG	FGA	FG-FGA	FT-FTA	Off	Def	TP	A	To	Blk	Stl	Min		
14	Zac Ervin	r	3-10	2-7	3-4	3	4	7	2	11	1	2	0	35	
21	Michael Graham	c	1-3	0-0	0-0	0	2	2	0	2	0	0	0	13	
00	Hunter McIntosh	g	5-10	3-6	0-0	0	2	2	4	13	1	2	0	19	
10	Kris Watson	g	3-13	1-7	8-8	4	3	7	3	15	4	4	0	38	
12	Darius Burford	g	4-7	1-1	3-5	0	6	6	5	12	2	3	0	30	
03	Charlie Mendys	0	0-0	0-0	0-0	0	0	0	0	1	0	0	0	7	
04	Sam Sherry	0	0-2	0-0	0-0	1	1	2	0	0	1	0	0	1	
10	Kris Woodson	0	0-0	0-0	0-0	0	0	0	0	0	0	0	1	6	
11	RJ Noord	0	0-0	0-0	0-0	0	1	1	2	0	0	0	0	4	
13	Jerald Gillens Butle	1	1-4	0-1	2-2	0	0	0	2	4	2	1	0	15	
23	Ben Daugherty	0	0-0	0-0	0-1	0	0	0	0	0	0	0	0	2	
25	Hunter Woods	3	3-6	3-5	2-2	0	4	4	3	11	1	3	0	30	
Team					2	2	2								
Totals			20-55	10-27	18-22	8	25	33	22	68	13	17	1	6	200
FG % 1st half:		11-27	40.7%	2nd half:	9-28	32.1%	Game:		20-55	36.4%					Deadball
FG % 1st half:		5-12	41.7%	2nd half:	5-13	38.3%	Game:		10-27	37.0%					Rebounds

Game #4

Marquette 82, West Virginia 71

Nov. 19, 2021 • TD Arena

Charleston, S.C. • Shriners Children's Charleston Classic

Marquette 82 • 5-0,0-0 Big East

#	Player	Total		3-Ptr		Rebounds		PF	TP	A	T	Blk	Stl	Min	
		FG	FGA	FG	FGA	FT	FTA								
10	Justin Lewis	f	7-15	3-7	0-0	1	4	5	0	17	4	0	0	1	35
12	Oliver-Maxence Pros	f	2-5	0-1	4-4	2	7	9	4	8	2	2	0	1	23
35	Kur Kuath	f	4-4	0-0	0-0	1	4	5	2	8	0	0	3	0	18
22	Tyler Kolek	g	7-12	4-8	0-0	0	6	6	2	18	5	0	0	0	39
32	Darryl Morsell	g	3-8	0-2	5-5	1	5	6	4	11	4	3	1	0	30
01	Kam Jones	g	4-8	4-6	0-0	0	1	1	2	12	0	0	0	1	19
04	Stevie Mitchell	g	0-0	0-0	0-0	0	1	1	1	0	0	0	0	0	5
05	Greg Elliott	g	0-2	0-1	1-2	0	0	0	1	1	1	0	0	1	12
13	Oso Ighodaro	g	2-2	0-0	0-0	0	0	0	2	4	1	1	1	1	15
23	David Joplin	g	1-1	1-1	0-0	1	0	1	1	0	3	0	2	0	4
	Team					0	3	3							
Totals			30-57	12-26	10-11	6	31	37	19	82	20	3	6	4	200

FG % 1st Half: 14-32	43.8%	2nd half: 16-25	64.0%	Game: 30-57	52.6%	Deadball Rebounds	0
3FG % 1st Half: 4-13	30.8%	2nd half: 8-13	61.5%	Game: 12-26	46.2%		
FT % 1st Half: 3-3	100.0	2nd half: 7-8	87.5%	Game: 10-11	90.9%		

West Virginia 71 • 3-1,0-0 Big 12

#	Player	Total		3-Ptr		Rebounds		PF	TP	A	T	Blk	Stl	Min
		FG	FGA	FG	FGA	FT	FTA							
11	Jalen Bridges	f	4-6	2-4	1-2	2	4	6	0	11	1	0	0	28
13	Isaiah Cottrell	f	2-5	0-2	0-0	0	3	3	1	4	1	0	0	18
00	Kedrian Johnson	g	2-3	1-1	1-2	0	0	0	4	6	1	0	0	13
12	Taz Sherman	g	7-18	1-3	6-6	0	1	1	21	5	2	0	0	38
22	Sean McNeil	g	4-13	2-6	2-2	1	4	5	0	12	3	2	0	38
01	Pauly Paulicap	g	1-1	0-0	0-2	1	2	3	1	2	0	0	0	6
02	Kobe Johnson	g	1-1	1-1	0-0	0	0	0	3	1	0	0	0	11
03	Gabe Osabuohien	g	2-4	0-0	0-0	2	2	4	5	4	2	1	0	17
06	Dimon Carrigan	g	1-3	0-0	0-1	1	3	4	0	2	0	1	1	9
10	Malik Curry	g	3-9	0-1	0-0	2	2	2	6	0	0	0	0	21
45	Seth Wilson	Team	0-1	0-1	0-0	0	0	0	0	0	0	0	0	1
						3	1	4						
Totals			27-64	7-19	10-15	10	22	32	14	71	14	10	3	200

FG % 1st Half: 18-31	58.1%	2nd half: 9-33	27.3%	Game: 27-64	42.2%	Deadball Rebounds	1
3FG % 1st Half: 5-7	71.4%	2nd half: 2-12	16.7%	Game: 7-19	36.8%		
FT % 1st Half: 6-8	75.0%	2nd half: 4-7	57.1%	Game: 10-15	66.7%		

Officials: Tim Clougherty, Gerry Pollard, Terry Ogleby
Technical fouls: Marquette=None, West Virginia=None.
Attendance: 4672
2021-22 Men's Basketball, Round: 0, Marquette vs West Virginia, Played at TD A

Score by periods	1st	2nd	Total
Marquette	35	47	82
West Virginia	47	24	71

Last FG - MARQ 2nd-02:23, WVU 2nd-03:39
Largest lead - MARQ by 11 2nd-00:30, WVU by 14 1st-00:42
MARQ led for 19:55, WVU led for 19:03, Game was tied for 01:02.

Recap

Marquette used some torrid second-half shooting to overcome a double-digit halftime deficit and down West Virginia 82-71 in the second semifinal game of the Shriners Children's Charleston Classic at TD Arena in Charleston, South Carolina.

It was a tale of two halves for West Virginia.

The Mountaineers took advantage of Kur Kuath's early foul trouble to build a 10-point halftime lead. When Kuath drew his second foul and went to the bench with 14:48 remaining, the Golden Eagles were leading the Mountaineers 14-8.

West Virginia then used a 17-2 run to take a 25-16 lead, and it got to 10 with 4:58 left on Malik Curry's jumper. A Sean McNeil basket pushed the lead to 11 and another McNeil jumper with 42 seconds left pushed the advantage to 14.

The Mountaineers shot 58% in the first half, limited Marquette to 42.2% and more than held their own on the glass 18 to 15.

In the second half, it was a complete reversal. Everything West Virginia did well in the first half Marquette did well in the second half.

The Golden Eagles shot 64% after intermission, including 8 of 13 from 3, outrebounded West Virginia 22 to 14, and the turnovers the Mountaineers were generating during their first three wins against Oakland, Pitt and Elon were non-existent in the second half.

Huggins said the defensive intensity his team played with in the first half did not continue when the team returned to the floor after intermission.

"They were all penetrate and pitch shots," West Virginia coach Bob Huggins said of Marquette's 47-point second half explosion. "Whoever touched the ball straight-lined it and we stood around. In the first half they didn't. How many times did they drive it to the goal and one of our guys moved to stop him and the rest of our guys stood and looked?"

Marquette's 13-0 run early in the second half flipped the game, and the Golden Eagles never trailed after Kam Jones' 3 gave Marquette a 63-60 lead with 9:25 left.

Tyler Kolek scored a team-high 18 while all 12 of Jones' points were scored in the second half. Darryl Morsell also scored 17 for the Golden Eagles.

Kuath made all four of his shot attempts for 8 points, grabbed five rebounds and blocked three shots.

West Virginia missed its last three shots, six of its last seven and went scoreless for the remaining 3:39. WVU's top two scorers, Taz Sherman and Sean McNeil, went a combined 3 for 19 in the second half and overall the Mountaineers connected on just 9 of their 33 second-half field goal tries.

For the game, Sherman led everyone with 21 points on 7 of 16 shooting. McNeil added 12 on 4 of 13 shooting while Jalen Bridges tallied 11. The sophomore forward was 4 of 6 from the floor.

Game #5

West Virginia 66, Clemson 59

Nov. 21, 2021 • TD Arena

Charleston, S.C. • Shriners Children's Charleston Classic

Clemson 59 • 4-2,0-0 ACC

#	Player	Total		3-Ptr		Rebounds		PF	TP	A	T	Blk	Stl	Min	
		FG	FGA	FG	FGA	FT	FTA								
05	Hunter Tyson	f	3-6	0-2	3-6	0	6	6	2	9	1	1	0	0	29
04	PJ Hall	f	5-7	0-0	0	2	3	5	2	10	1	2	0	0	25
02	Al-Amir Dawes	g	6-9	3-5	3-4	0	5	5	1	18	2	6	0	2	36
04	Nick Honor	g	4-10	2-5	0-0	0	1	1	1	10	2	2	0	1	35
13	David Collins	g	2-3	0-0	0-2	1	2	3	5	4	1	2	0	2	23
01	Ian Scheffelin	g	0-0	0-0	0-0	0	0	0	0	0	0	0	0	0	3
03	Chase Hunter	g	0-1	0-1	1-2	0	2	2	1	1	1	1	0	0	20
10	Ben Middlebrooks	g	0-0	0-0	0-0	0	0	0	0	0	0	0	0	0	4
33	Naz Bohannon	g	2-4	0-0	3-4	1	2	3	3	7	4	4	0	0	25
	Team					0	2	2							
Totals			22-40	5-14	10-18	4	23	27	15	59	12	20	1	5	200

FG % 1st Half: 13-23	56.5%	2nd half: 9-17	52.9%	Game: 22-40	55.0%	Deadball Rebounds	2
3FG % 1st Half: 3-7	42.9%	2nd half: 2-7	28.6%	Game: 5-14	35.7%		
FT % 1st Half: 5-8	62.5%	2nd half: 5-10	50.0%	Game: 10-18	55.6%		

West Virginia 66 • 4-1,0-0 Big 12

#	Player	Total		3-Ptr		Rebounds		PF	TP	A	T	Blk	Stl	Min	
		FG	FGA	FG	FGA	FT	FTA								
11	Jalen Bridges	f	4-8	0-3	0-0	2	3	5	4	8	0	2	1	1	30
13	Isaiah Cottrell	f	3-7	1-1	0-0	1	1	2	0	7	1	0	0	0	14
00	Kedrian Johnson	g	2-4	0-0	2-3	1	2	3	6	0	2	0	0	0	21
12	Taz Sherman	g	5-16	1-5	1-1	1	1	2	1	12	2	3	1	2	32
22	Sean McNeil	g	5-12	1-6	4-4	1	1	2	3	15	3	1	0	1	32
01	Pauly Paulicap	g	0-2	0-0	0-0	2	1	3	1	0	0	0	0	1	7
02	Kobe Johnson	g	1-2	1-2	0-0	0	0	0	0	3	0	0	0	0	11
03	Gabe Osabuohien	g	1-2	0-1	2-3	2	5	7	2	4	3	1	1	1	23
06	Dimon Carrigan	g	1-1	0-0	0-0	2	1	3	2	0	0	0	1	1	10
10	Malik Curry	g	4-7	1-1	0-0	1	2	3	0	9	1	1	0	2	20
	Team					0	1	2							
Totals			26-61	5-19	9-11	13	18	31	16	66	11	12	4	9	200

FG % 1st Half: 14-31	45.2%	2nd half: 12-30	40.0%	Game: 26-61	42.6%	Deadball Rebounds	1,2
3FG % 1st Half: 4-11	36.4%	2nd half: 1-8	12.5%	Game: 5-19	26.3%		
FT % 1st Half: 3-4	75.0%	2nd half: 6-7	85.7%	Game: 9-11	81.8%		

Officials: Jeb Hartness,Ted Valentine,Ron Groover
Technical fouls: Clemson=TEAM, West Virginia=None.
Attendance: 4820
2021-22 Men's Basketball, Round: 0, Clemson vs West Virginia, Played at TD A

Score by periods	1st	2nd	Total
Clemson	34	25	59
West Virginia	35	31	66

Last FG - CLEM 2nd-05:50, WVU 2nd-00:27.
Largest lead - CLEM by 10 2nd-14:00, WVU by 7 2nd-00:17.
CLEM led for 24:52, WVU led for 09:35, Game was tied for 05:39.

Recap

West Virginia rallied from 10 points down in the second half to defeat Clemson 66-59 in the third-place game of the Shriners Children's Charleston Classic at TD Arena in Charleston, South Carolina.

The Mountaineers (4-1) were trailing 49-39 with 14 minutes remaining, and it appeared to be a repeat of the loss to Marquette when West Virginia was overrun by the Golden Eagles in the second half.

But WVU tightened its defense and got some critical baskets from Sean McNeil, who finished with a team-high 15 points.

"That was the Mountaineer team right there," said West Virginia coach Bob Huggins, who got career victory No. 904 moving him past Roy Williams into sole possession of fourth place on the NCAA's all-time Division I wins list.

A Dimon Carrigan layup began a 17-7 Mountaineer run to tie the game at 56 on McNeil's jumper. McNeil, who went scoreless in the first half, scored 15 of West Virginia's final 23 points, including four important free throws inside of a minute to play.

WVU's defense held Clemson without a field goal over the game's final 5:50. With 17 seconds left in the game, Clemson was assessed a technical foul for having six players on the floor when West Virginia was attempting to inbound the basketball. Two free throws were awarded to West Virginia, which McNeil made, and the Mountaineers also got the ball back with a seven-point lead.

Clemson (4-2) wasn't able to sustain the two offensive spurts it had to begin the game and early in the second half, the Tigers also led 17-9 at the game's outset.

Al-Amir Dawes scored a game-high 18 points on 6-of-9 shooting, with 12 of those coming in the first five minutes of the game before West Virginia adjusted its defense.

The Mountaineers fought back to tie the game at 20 and took its first lead, 24-23, on Kedrian Johnson's jumper with 6:12 left. WVU had a 35-32 lead and the ball with 30 seconds left in the half. But Malik Curry missed a short jumper with eight seconds remaining, which allowed P.J. Hall enough time to score ahead of the first half horn.

Clemson began the second half by scoring 15 of the next 19 points with WVU's lone field goals coming from Taz Sherman and Isaiah Cottrell.

Clemson turnovers and missed free throws were a key factor in West Virginia's comeback. The Tigers finished the game turning the ball over 20 times, with 10 of those coming in the second half, while connecting on just 10 of their 18 free throw attempts.

West Virginia, which shot just 42.6% for the game, managed to get off 13 more shots than Clemson in the second half, making 12.

WVU had a four-rebound advantage on the glass and outscored the Tigers 12 to 2 in second-chance points. Another area Huggins thought benefitted his team was bench scoring with the Mountaineers showing an 18 to 8 edge there. Curry produced half of those on 4 of 7 shooting. Clemson shot 55% for the game, making 22 of its 40 attempts.

Game #6

West Virginia 80, Eastern Kentucky 77

Nov. 26, 2021 • WVU Coliseum

Morgantown, W.Va.

Eastern Ky. 77 • 5-2,0-0 ASUN

#	Player		Total		3-Ptr		Rebounds		PF	TP	A	T	Blk	Stl	Min
			FG-FGA	FG-FGA	FT-FTA	Off Def									
03	Jannson Williams	f	6-11	5-8	5-7	5	2	7	4	22	0	0	2	2	34
04	Michael Moreno		5-8	2-5	0-0	0	2	2	2	12	0	0	0	0	22
00	Russard Cruikshank	g	2-5	2-3	0-0	0	1	1	1	6	3	1	0	0	22
02	Tariq Lewis	g	3-6	0-0	0-0	3	5	8	5	8	3	1	0	0	18
03	Cooper Robb	g	4-9	1-2	1-2	0	4	6	3	11	6	3	1	0	22
10	Braxton Beverly		4-9	2-5	2-3	0	3	3	2	12	2	4	0	2	29
11	Jamora Brown		1-1	0-0	0-0	0	1	1	4	2	1	2	0	0	6
12	Michael Wardy		3-4	0-0	0-0	1	1	2	2	6	0	0	0	0	11
13	Tariq Ralugin		0-2	0-0	0-0	0	1	1	2	0	0	0	0	0	5
14	Devontae Blanton		2-5	0-2	1-2	2	2	5	1	5	6	1	1	1	31
	Team		2	2	2	2	2	2	2	2	2	2	2	2	2
			27.5-5	14-29	9-14	13	20	33	26	72	70	12	4	6	200

Game #7 West Virginia 74, Bellarmine 55 Nov. 30, 2021 • WVU Coliseum Morgantown, W.Va.

Bellarmine 55 • 2-6-0 ASUN		Total	3-Ptr	Rebounds	Off	Def	Tot	PF	TP	A	O	Bk	Su	Min
##	Player	FG-FGA	FG-FGA	FT-FTA	Off	Def	Tot	PF	TP	A	O	Bk	Su	Min
00	Ethan Claycomb	f	0-4	0-4	0-0	1	2	3	2	0	1	0	0	23
42	Curt Hopf	f	5-10	0-1	2-8	3	5	8	3	12	1	1	0	31
01	Justin Betz	g	5-11	0-2	0-0	3	4	7	2	10	0	1	0	35
13	Dylan Penn	g	7-14	0-1	2-2	1	3	4	2	16	5	5	0	40
25	CJ Fleming	g	3-10	1-4	3-3	0	1	1	10	1	0	0	0	33
02	Alec Pfrim	g	0-0	0-0	0-1	2	3	5	2	0	3	2	0	19
10	Garrett Tipton	g	3-6	1-4	0-0	0	0	0	1	7	0	0	0	12
14	Sam DeVault	g	0-2	0-1	0-0	0	0	0	1	0	0	0	1	5
22	Bash Wieland	g	0-0	0-0	0-0	1	0	1	0	0	1	0	1	2
Team					1	1	2			3				
Totals		23-57	2-17	7-14	12	19	31	14	55	10	14	0	8	200

FG % 1st Half: 12-32 37.5% 2nd half: 11-25 44.0% Game: 23-57 40.4%
3FG % 1st Half: 2-12 16.7% 2nd half: 0-5 0.0% Game: 2-17 11.8%
FT % 1st Half: 4-5 80.0% 2nd half: 3-9 33.3% Game: 7-14 50.0%

West Virginia 74 • 6-1,0-0 Big 12

#	Player	Total		3-Ptr		Rebounds			PF	TP	A	TO	Blk	Stl	Min
		FG	FGA	FG	FGA	FT	FTA	Off							
11	Jalen Bridges	f	4-9	0-2	0-0	4	5	9	2	8	2	0	1	0	26
13	Isaiah Cottrell	f	1-3	0-1	1-2	0	2	2	2	3	0	1	1	0	18
00	Kedrian Johnson	g	1-3	0-1	1-2	2	3	5	4	3	1	3	0	1	19
12	Taz Sherman	g	7-12	2-5	2-2	0	1	1	0	18	3	3	0	2	27
22	Sean McNeil	g	6-14	2-4	0-0	0	1	1	0	14	2	1	0	0	32
01	Pauly Paulicap	g	3-3	0-0	0-0	2	2	0	1	6	1	0	2	0	10
02	Kobe Johnson	g	1-3	1-2	0-0	0	0	0	3	1	0	0	1	0	13
03	Gabe Osabuohien	g	1-1	0-0	1-1	2	3	5	3	1	1	0	1	6	
08	Dimon Carrigan	g	2-4	0-0	0	3	6	1	4	0	0	2	0	11	
10	Malik Curry	g	4-7	1-2	0-4	1	3	4	0	9	2	2	0	1	20
23	Seny N'diaye	g	0-2	0-0	0-0	3	0	3	0	0	1	0	0	5	
24	Taj Thweatt	g	1-2	1-2	0-0	0	0	0	0	3	0	0	0	1	4
45	Seth Wilson	g	0-2	0-0	0-0	0	1	1	1	0	0	0	0	0	9
Team						2	3	5							
Totals			31-65	7-19	5-10	18	23	41	16	74	13	12	6	7	200

FG % 1st Half: 16-27 59.3% 2nd half: 15-38 39.5% Game: 31-65 47.7%
3FG % 1st Half: 1-5 20.0% 2nd half: 6-14 42.9% Game: 7-19 36.8%
FT % 1st Half: 4-6 66.7% 2nd half: 1-4 25.0% Game: 5-10 50.0%

Officials: Bret Smith, Antonio Petty, Doug Simons
Technical fouls: Bellarmine-None, West Virginia-None.
Attendance: 9523
2021-22 Men's Basketball. Round: 0. Bellarmine vs West Virginia. Played at WVU

Score by periods	1st	2nd	Total
Bellarmine	30	25	55
West Virginia	37	37	74

Last FG - BU 2nd-00:03, WVU 2nd-02:40.
Largest lead - BU by 1 1st-12:10, WVU by 29 2nd-02:40.
BU led for 00:48, WVU led for 38:15. Game was tied for 00:57.

Recap

A strong second half propelled West Virginia to a 74-55 victory over Bellarmine at the WVU Coliseum.

Bellarmine, making its first-ever appearance at the Coliseum, has made the rounds of some of the best teams in college basketball. The Atlantic Sun Conference members had already played games at No. 2 Purdue, No. 3 Gonzaga and No. 5 UCLA.

The Knights hung with West Virginia in the first half, leading 12-11 at one point, but the Mountaineers' bench and constant ball pressure eventually wore them down.

"They're hard guard," West Virginia coach Bob Huggins said afterward. "They do a great job of passing, cutting and ball faking and defensively they play some semblance of a Pack Line, which is hard to get easy shots off of."

"We started off slow and kind of struggled and then got better and better as the game went on until we unloaded the bench," added Huggins, now at 906-383 in his 40th season of coaching.

Taz Sherman led West Virginia with 18 points on an economical 7 of 12 shooting. Sean McNeil, who was enrolled briefly at Bellarmine before transferring to Sindair Community College, contributed 14 on 6 of 14 shooting while forward Jalen Bridges came close to getting a double-double with 8 points and nine rebounds.

The Mountaineers used a 12-2 run to flip a one-point deficit to a nine-point lead in the first half, and then used a 22-9 run over the first 10 minutes of the second half to blow the game open.

Huggins said ball movement was the key to West Virginia's big run. West Virginia's biggest lead was 29 with 2:40 to go when Huggins emptied his bench.

Bellarmine (2-6) scored the game's remaining 10 points. Thirteen different West Virginia players got into the game and 11 scored as the Mountaineers' bench outscored Bellarmine's 28 to 7.

For the first time this year, WVU had a sizable advantage on the glass by outrebounding the Knights 41 to 31. Eighteen of those came on the offensive glass with Dimon Carrigan grabbing six boards in eight minutes and guard Kedrian Johnson pulling down five.

"We're getting a little better but we still stand behind and watch too much," Huggins said. "When the ball is in the air that's when you really ought to get inside and get good position and we still ball watch too much."

Bellarmine shot 40.4% overall, and just 2-of-17 from 3 and also turned the ball over 14 times.

Guard Dylan Penn reached his season's scoring average of 16 points, but 12 of those came in the second half once the outcome was already decided.

Curt Hopf contributed 12, while Justin Betz and C.J. Fleming scored 10 each for Bellarmine.

Game #8 West Virginia 67, Radford 51 Dec. 4, 2021 • WVU Coliseum Morgantown, W.Va.

Radford 51 • 4-5-0,0 Big South															
		Total			3-Ptr		Rebounds								
##	Player	FG	FGA	FG-FGA	FT	FTA	Off	Def	Tot	PF	TP	A	O	Bk	Stl
05	Rashun Williams	f	2-5	1-2	0-0	0	0	4	4	2	5	1	1	0	0
14	Chryee Walker	f	0-3	0-0	0-0	2	0	2	1	0	0	0	2	0	0
03	Tai'Reon Joseph	g	4-10	0-5	0-2	0	0	3	3	1	8	0	0	0	1
15	Bryan Hart	g	3-6	3-4	0-0	1	3	4	0	9	1	7	0	2	25
24	Artese Stapleton	g	1-6	0-1	3-3	1	2	3	3	5	2	3	0	2	19
02	Josiah Jeffers	g	2-8	0-2	1-3	0	6	6	4	5	4	2	0	1	25
04	Derrick Jones Jr.	g	0-2	0-1	1-0	1	2	3	0	0	0	1	0	0	3
11	Camron McKell	g	3-4	1-2	1-3	0	0	0	0	8	0	1	0	0	20
13	Shaquan Jules	g	1-1	0-0	0-2	2	2	4	1	2	0	0	0	0	12
20	Dravon Mangum	g	3-2	1-1	0-0	0	1	1	0	8	1	1	0	0	10
25	Lewis Djonkan	g	2-3	0-0	0-0	1	0	1	2	4	0	1	0	0	17
45	Xavier Lipscomb	g	0-0	0-0	0-0	0	0	0	1	0	1	0	0	0	4
Team															
Totals		20-50	6-18	5-13	8	23	31	15	51	9	20	0	6	200	
FG % 1st Half: 10-27 37.0% 2nd Half: 10-21 47.6% Game: 20-50 40.0%															

FG % 1st Half: 10-27 37.0% 2nd half: 10-23 43.5% Game: 20-50 40.0%
3FG % 1st Half: 2-9 22.2% 2nd half: 4-9 44.4% Game: 6-18 33.3%
FT % 1st Half: 2-8 25.0% 2nd half: 3-5 60.0% Game: 5-13 38.5%

West Virginia 67 • 7-1,0-0 Big 12

West Virginia 67 • 71, 0-0 Big 12																
#	Player	Total			3-Pt		Rebounds			PF	TP	A	To	Bk	Su	Min
		FG	FGA	FG%	FT	FTA	FT%	Off	Def							
11	Jalen Bridges	f	1-2	1-2	1-2	0	3	3	2	4	2	1	0	0	21	21
13	Isaiah Cottrell	f	2-4	0-0	0-0	0	1	2	3	1	4	0	0	0	0	15
00	Kedrian Johnson	g	2-3	0-0	0-0	0	1	1	2	4	1	3	0	0	0	21
02	Kobe Johnson	g	1-3	0-1	0-0	0	3	3	1	2	0	1	0	2	0	20
12	Taz Sherman	g	9-17	2-6	7-8	1	3	4	0	27	2	1	0	4	29	29
01	Pauly Paulcap	g	3-3	0-0	1-1	3	2	5	0	7	0	1	1	0	8	8
03	Gabe Osabuohien	g	3-7	0-0	0-1	3	0	3	6	1	2	0	1	0	1	16
08	Dimon Carrigan	g	0-2	0-2	0-0	0	0	0	0	0	0	0	0	0	0	4
10	Malik Curry	g	2-9	1-2	1-2	1	2	3	2	6	3	0	0	0	0	28
23	Seny Ndiaye	g	0-0	0-0	0-0	1	3	4	1	0	0	0	1	0	7	7
24	Taj Thweatt	g	0-1	0-1	0-0	0	0	0	0	1	0	0	1	0	5	5
32	James Okonkwo	g	1-2	0-0	0-0	0	2	2	0	2	0	0	0	0	5	5
45	Seth Wilson	g	2-8	1-6	0-0	0	1	1	5	0	0	0	0	0	0	17
Team					0	0	0									
Totals		26-63	5-20	10-14	11	22	33	14	67	9	11	2	13	200		

FG % 1st Half: 16-33 48.5% 2nd half: 10-30 33.3% Game: 26-63 41.3%
3FG % 1st Half: 3-12 25.0% 2nd half: 2-8 25.0% Game: 5-20 25.0%
FT % 1st Half: 7-9 77.8% 2nd half: 3-5 60.0% Game: 10-14 71.4%

Officials: Amy Bonner, Marques Pettigrew, Rick Crawford
Technical fouls: Radford-None, West Virginia-Taj Thweatt.
Attendance: 11014
2021-22 Men's Basketball. Round: 0. Radford vs West Virginia. Played at WVU Co

Score by periods	1st	2nd	Total
Radford	24	27	51
West Virginia	42	25	67

Last FG - RAD 2nd-00:58, WVU 2nd-02:35.
Largest lead - RAD None, WVU by 27 2nd-15:40.
RAD led for 00:00, WVU led for 39:15. Game was tied for 00:45.

Recap

West Virginia continued its winning ways with a 67-51 victory over Radford at the WVU Coliseum.

The Highlanders, coached by former West Virginia player Darris Nichols, trailed by 18 at halftime and by 27 early in the second half.

Once the lead swelled to more than 20, West Virginia (7-1) substituted freely in the second half and the game soon turned sloppy. Radford actually outscored West Virginia 27 to 25 over the final 15 minutes of the game.

"We got very selfish at the end," remarked an unimpressed West Virginia coach Bob Huggins afterward. "I've tried to explain to them there is a thing called the NET where scores matter and we hurt ourselves today."

Everybody available to play saw court time, including true freshmen James Okonkwo, who scored his first collegiate points on a two-handed slam on a pass from Gabe Osabuohien.

"He wants to play and my concern was it being in his best interests," Huggins said. "And as you can see, he's got ability. We need to start working with him because he can rebound it and I think he can score it dose."

Huggins also complimented the development of 6-foot-10 sophomore forward Seny N'diaye, who also got some seven minutes of action today and grabbed four rebounds.

"Seny has gotten significantly better because he puts the time in," Huggins said.

Guard Taz Sherman scored 21 points in the first half and finished with a game-high 27, one point shy of his career high. He was the only Mountaineer to reach double figures.

"We took horrible shots," Huggins said. "We forced shots and we didn't run offense."

Starting guard Sean McNeil was a late scratch with a lower back injury and watched the game from the bench in street clothes. Freshman Kobe Johnson replaced McNeil in the starting lineup.

Nichols is the only second Mountaineer alum to coach an opposing team in the Coliseum. Fred Schaus was the first in 1975 when he coached at Purdue.

History was also made when Amy Bonner became the first female to officiate a men's game in the history of the Mountaineer basketball.

The Highlanders shot 40% of the game and committed 20 turnovers, which turned into 31 points for the Mountaineers.

West Virginia held a 33 to 31 edge in rebounding, the second straight game the Mountaineers out-boarded their opponent.

Game #9 West Virginia 56, No. 15/18 UConn 53 Dec. 8, 2021 • WVU Coliseum Morgantown, W.Va. • Big East-Big 12 Battle

UConn 53 • 8-2-0-0 Big East															
		Total	3-Ptr		Rebounds										
##	Player	FG-FGA	FG-FGA	FT-FTA	Off	Def	Tot	PF	TP	A	O	Bk	Su	Min	
05	Isaiah Whaley	f	7-10	0-2	1-2	2	1	3	4	15	0	1	1	0	30
11	Akok Akok	f	1-5	0-1	0-0	5	5	10	1	2	1	0	1	0	31
02	RJ Cole	g	6-17	2-8	0-0	1	5	6	2	14	3	5	0	0	36
24	Jordan Hawkins	g	0-7	0-3	2-3	1	4	5	3	2	1	4	0	2	28
44	Andre Jackson	g	4-5	1-1	1-2	1	4	5	3	10	1	1	0	2	28
00	Jalen Gaffney	g	3-5	0-1	0-1	0	1	1	1	6	3	1	0	1	21
12	Tyler Polley	g	1-6	0-4	2-3	3	1	4	4	4	1	1	0	0	19
35	Samson Johnson	g	0-1	0-1	0-0	0	1	1	2	0	0	1	0	0	7
Team					0	0	0			2					
Totals		22-56	3-21	6-11	13	22	35	2	53	10	16	2	8	20	200
FG % Total		12-27	44.4%	10-29	34.5%	Game:		22-56	39.3%			Deadball			
3FG % Total		1-12	8.3%	2nd half:	0-9	22.2%	Game:		3-21	14.3%			Rebounds		
FT % Total		4-7	57.1%	2nd half:	2-4	50.0%	Game:		6-11	54.5%					

Game #10

West Virginia 63, Kent State 50
Dec. 12, 2021 • WVU Coliseum
Morgantown, W.Va.

Kent St. 50 • 5-4,0-0 MAC

##	Player	Total	3-Ptr	Rebounds	PF	TP	A	T	Bk	Stl	Min
		FG-FGA	FG-FGA	FT-FTA	Off	Def	Tot				
05	D.J. Johnson	f 1-3	1-3	0-0	1	2	3	0	0	0	18
42	Cli'ron Hornbeak	c 0-1	0-0	0-0	0	1	1	0	0	0	6
02	Malique Jacobs	g 3-8	0-2	2-2	1	4	5	3	8	2	3
03	Giovanni Santiago	g 7-15	2-4	2-3	1	0	1	2	18	5	3
11	Giovanni Santiago	g 2-9	1-4	0-0	0	3	3	0	5	0	1
01	VonCameron Davis	1-5	0-3	0-0	0	0	0	0	2	1	0
13	Jalen Sullinger	0-1	0-0	0-0	0	0	0	1	0	0	0
14	Tervell Beck	0-3	0-1	1-2	1	0	1	2	1	0	1
21	Justyn Hamilton	4-7	0-0	2-4	4	8	12	4	10	4	1
33	Jeremiah Hernandez	1-3	0-1	1-2	0	2	2	2	3	2	0
34	Akeem Odusipe	0-0	0-0	0-0	0	0	0	0	0	0	0
Team					3	0	3				
Totals		19-55	4-18	8-13	11	20	31	15	50	10	12
FG % 1st Half:	9-25	36.0%	2nd Half:	10-30	33.3%	Game:	19-55	34.5%			
3FG % 1st Half:	1-7	14.3%	2nd Half:	3-11	27.3%	Game:	4-18	22.2%			
FT % 1st Half:	3-6	50.0%	2nd Half:	5-7	71.4%	Game:	8-13	61.5%			

West Virginia 63 • 9-1,0-0 Big 12

##	Player	Total	3-Ptr	Rebounds	PF	TP	A	T	Bk	Stl	Min
		FG-FGA	FG-FGA	FT-FTA	Off	Def	Tot				
11	Jalen Bridges	f 1-3	1-3	0-0	1	5	6	1	3	0	0
13	Isaiah Cottrell	f 1-3	1-2	0-2	0	1	1	0	3	0	2
02	Kedrian Johnson	g 2-2	0-0	0-0	0	1	1	4	4	2	2
10	Taz Sherman	g 9-14	2-4	7-13	1	4	5	0	27	3	0
22	Sean McNeil	g 6-11	2-4	5-7	0	4	4	0	19	2	2
01	Pauly Paulicap	0-2	0-0	0-0	0	5	5	4	0	1	2
02	Kobe Johnson	0-2	0-1	0-0	1	1	2	0	0	0	0
03	Gabe Osabuohien	0-1	0-0	1-2	2	2	4	2	1	2	0
05	Dimon Carrigan	2-2	0-0	0-0	0	0	1	4	0	0	1
10	Malik Curry	1-5	0-2	0-0	0	1	1	0	2	1	3
23	Seny N'diaye	0-0	0-0	0-0	0	2	2	1	0	0	1
32	James Okonkwo	0-1	0-0	0-0	0	0	0	0	0	0	0
Team					4	3	7				
Totals		22-46	6-16	13-24	9	29	38	13	63	10	16
FG % 1st Half:	9-20	45.0%	2nd Half:	13-26	50.0%	Game:	22-46	47.8%			
3FG % 1st Half:	3-10	30.0%	2nd Half:	3-6	50.0%	Game:	6-16	37.5%			
FT % 1st Half:	4-12	33.3%	2nd Half:	9-12	75.0%	Game:	13-24	54.2%			

Officials: Bret Smith, Jeb Hartness, Gary Maxwell
 Technical fouls: Kent St.-TEAM 2, West Virginia-Kedrian Johnson.
 Attendance: 11,532
 2021-22 Men's Basketball, Round: 0, Kent St. vs West Virginia, Played at WVU C

Score by periods	1st	2nd	Total
Kent St.	22	28	50
West Virginia	25	38	63

Last FG - KENTST 2nd-01:12, WVU 2nd-00:42.
 Largest lead - KENTST by 2 1st-18:55, WVU by 17 2nd-05:55.
 KENTST led for 04:20, WVU led for 29:59, Game was tied for 05:41.

Recap

West Virginia got 27 points from Taz Sherman and 19 from Sean McNeil to down pesky Kent State 63-50 at the WVU Coliseum.

"Taz was Taz," West Virginia coach Bob Huggins said. "He made big shots for us."

The Mountaineers used a 14-0 run during a four-minute stretch in the second half to turn a three-point lead into a 17-point advantage. During the run, Kent State coach Rob Senderoff saw his afternoon come to an abrupt conclusion when he was whistled for two technical fouls after Gabe Osabuohien took the ball away from Justyn Hamilton. Sean McNeil made all four free throws.

The Mountaineers turned the ball over 16 times. West Virginia continues to show improvement on the glass, out-rebounding the Golden Flashes 38 to 31 with forward Jalen Bridges pulling down a team-best six.

Pauly Paulicap didn't score, but when he came into the game in the second half he once again gave the team great energy with a couple of blocks and five rebounds.

"I thought the blocks he made in the second half really turned the game around," Huggins said.

The Mountaineers limited Kent State (5-4) to just 19 of 55 shooting for 34.5%, including 4 of 18 from 3 for 22.2%.

"We've put more emphasis on individual defense," Huggins said. "We're doing individual defense 20, 25 minutes a practice trying to make sure we're staying in front of people and other fundamental things so hopefully that has helped and made a difference."

"I guess we're going to have to do the same thing with passing because, man, we passed it bad today," Huggins added.

West Virginia had a 25-22 lead at halftime.

Sherman was 9 of 14 from the floor and also handed out three assists. Nine of West Virginia's 10 assists for the game came in the second half.

"We didn't run any offense in the first half," Huggins said. "Whoever got it either got stuck with it or had to get bailed out by a teammate to get rid of the ball. How many times did we go to the end of the shot clock? We just didn't pass the ball."

McNeil's stat line included 6 of 11 from the floor, 2 of 4 from 3 and he was 5 of 7 from the free throw line. The rest of the team contributed just 17 points.

Sincere Carry, a Duquesne transfer, led the Golden Flashes with 18 points on 7 of 15 shooting. Hamilton was the only other Kent State player to reach double figures with 10.

"They're good," Huggins said of the Golden Flashes. "They're going to be toward the top or at the top of the MAC when the season is over. I couldn't convince our guys they are for real."

Game #11

West Virginia 65, UAB 59
Dec. 18, 2021 • Legacy Arena at BJCC
Birmingham, Ala.

West Virginia 65 • 10-1,0-0 Big 12

##	Player	Total	3-Ptr	Rebounds	PF	TP	A	T	Bk	Stl	Min
		FG-FGA	FG-FGA	FT-FTA	Off	Def	Tot				
11	Jalen Bridges	f 1-4	0-2	2-2	0	3	3	1	4	0	1
13	Isaiah Cottrell	f 2-3	0-1	0-0	0	1	1	2	4	0	2
02	Kedrian Johnson	g 1-4	0-1	7-8	0	1	1	0	9	4	0
12	Taz Sherman	g 5-14	2-5	5-6	1	2	3	2	17	0	7
22	Sean McNeil	g 5-12	0-4	2-3	1	3	4	1	12	0	1
01	Pauly Paulicap	2-4	0-0	1-2	0	4	4	5	0	0	1
02	Kobe Johnson	1-2	0-0	0-0	0	1	1	0	2	1	0
03	Gabe Osabuohien	3-6	0-0	0-4	4	5	9	5	6	0	1
05	Dimon Carrigan	7-2	0-0	0-7	1	7	8	1	4	0	0
10	Malik Curry	1-1	0-0	0-0	0	2	2	0	2	1	0
Team					6	2	8				
Totals		23-52	2-13	17-27	13	26	39	16	65	6	14
FG % 1st Half:	12-26	46.2%	2nd Half:	11-26	42.3%	Game:	23-52	44.2%			
3FG % 1st Half:	0-6	0.0%	2nd Half:	2-7	28.6%	Game:	2-13	15.4%			
FT % 1st Half:	2-4	50.0%	2nd Half:	15-23	65.2%	Game:	17-27	63.0%			

UAB 59 • 9-3,0-0 C-USA

##	Player	Total	3-Ptr	Rebounds	PF	TP	A	T	Bk	Stl	Min
		FG-FGA	FG-FGA	FT-FTA	Off	Def	Tot				
05	KJ Buffen	f 4-5	0-0	3-5	2	5	7	5	11	1	1
55	Trey Jemison	c 4-7	0-0	2-3	8	4	12	4	10	0	2
03	Tavin Lovan	g 1-1	0-0	0-0	0	0	0	0	2	0	0
10	Jordan Walker	g 6-20	1-9	0-0	1	3	4	1	13	4	7
13	Quan Jackson	g 1-9	0-2	2-3	0	5	5	1	4	2	1
02	Michael Ertel	2-7	1-4	0-0	1	0	1	3	5	2	1
04	Justin Brown	0-0	0-0	0-2	1	0	1	1	0	0	1
11	Jamal Johnson	2-5	2-5	0-0	0	0	0	1	6	0	0
12	Tony Trone	1-7	0-1	0-0	0	0	0	2	7	3	1
23	Josh LeBlanc	3-4	0-0	0-0	1	2	3	4	6	0	1
Team					1	2	3				
Totals		24-60	4-21	7-13	15	21	36	22	59	12	15
FG % 1st Half:	12-27	44.4%	2nd Half:	12-33	36.4%	Game:	24-60	40.0%			
3FG % 1st Half:	3-8	37.5%	2nd Half:	1-13	7.7%	Game:	4-21	19.0%			
FT % 1st Half:	2-2	100.0	2nd Half:	5-11	45.5%	Game:	7-13	53.8%			

Officials: Chance Moore, Tyler Kumpf, Darion George
 Technical fouls: West Virginia-None, UAB-None.
 Attendance: 8427
 2021-22 Men's Basketball, Round: 0, UAB vs West Virginia, Played at Legacy Are

Score by periods	1st	2nd	Total
West Virginia	26	39	65
UAB	29	30	59

Last FG - WVU 2nd-01:52, UAB 2nd-00:18.
 Largest lead - WVU by 6 2nd-00:31, UAB by 16 1st-13:23.
 WVU led for 03:48, UAB led for 34:39, Game was tied for 01:13.

Recap

West Virginia overcame a nine-point second half deficit to defeat UAB 65-59 at Legacy Arena at the Birmingham-Jefferson Convention Complex in downtown Birmingham, Alabama.

The Mountaineers used a 23-8 run over the remaining 8:02 after Tony Toney's layup gave the Blazers a 51-42 lead.

A Gabe Osabuohien basket and three Kedrian Johnson free throws reduced UAB's lead to three, 52-49, and back-to-back Sean McNeil buckets made it a one-point game with 3:35 left.

Two missed Justin Brown free throws put West Virginia in position to take its first lead of the second half. McNeil was fouled by Michael Ertel with 2:38 left, he made both, and Johnson rebounded Quan Jackson's missed jumper with 2:17 to go.

Following a West Virginia timeout, Taz Sherman hit a 3 from well beyond the 3-point arc to give WVU a 58-54 lead. Two Johnson free throws with 31 seconds left got the margin to six, and he hit two more with 14 seconds remaining.

The Mountaineers (10-1) missed nine of their first 17 free throws before connecting on nine of their remaining 10 to go 17 of 27 overall from the line.

"We've won a bunch that we probably shouldn't have won, just by grit and gutting it out," West Virginia coach Bob Huggins said afterward. "We made plays."

Sherman, facing constant double teaming throughout the game, overcame a slow start to finish with a game-high 17 points on 5 of 14 shooting. He did hit both of West Virginia's 3-point field goals.

McNeil contributed 12, including a difficult running bank shot going away from the basket with 3:25 to go to reduce UAB's lead to one.

Johnson was 7 of 8 from the charity stripe and finished with 9. Johnson was just a 47% free throw shooter coming into today's game.

"Kedrian has been in the gym," Huggins said. "There is a direct correlation with those who have been in the gym and those who have not and he wants to be a good player and he wants to win."

Walker led the Blazers with 13 points.

UAB (9-3) shot 40% for the game, 24 of 60, and was just 4 of 21 from 3 for 19%. West Virginia, too, struggled from behind the arc connecting on only 2 of 13 for 15.4%.

West Virginia out-rebounded UAB 39 to 36 and forced 15 Blazer turnovers. UAB also hurt itself at the free throw line by going just 7 of 13 for the game.

The Blazers' biggest lead was 10, 14-4, early in the first half. Former Huggins assistant Andy Kennedy is now 0-3 against his mentor. WVU also evened the all-time series against UAB at 2-2.

Game #12

West Virginia 82, Youngstown State 52
Dec. 22, 2021 • WVU Coliseum
Morgantown, W.Va.

Youngstown State 52 • 7-4,2-0 Horizon

##	Player	Total	3-Ptr	Rebounds	PF	TP	A	T	Bk	Stl	Min
		FG-FGA	FG-FGA	FT-FTA	Off	Def	Tot				
31	Michael Akuchie	f 4-11	1-2	1-2	1	3	4	2	10	1	3
02	Tevin Olsson	g 0-7	0-5	4-5	2	3	5	2	4	1	5
05	Dwayne Cohill	g 1-3	0-0	2-2	0	1	1	5	4	3	3
15	Myles Hunter	g 4-7	1-3	0-0	1	7	8	4	9	0	0
22	Shermar Kathan-Mayes	g 0-3	0-1	0-0	0	2	2	0	0	0	1
01	Jamir Thomas	4-4	0-0	0-0	5	1	6	5	8	0	1
10	Luke Chicone	1-2	0-1	0-0	0	1	1	0	1	0	1
11	Daniel Ogogo	0-6	0-4	0-2	0	2	2	2	2	0	0
03	Owen Long	0-2	0-1	0-0	1	1	2	0	0	1	1
20	Jacori Owens	0-0	0-0	2-2	0	0	0	1	2	0	0
24	Chris Shelton	5-12	3-10	0-0	3	1	4	13	1	0	0
25	Will Dunn	0-0	0-0	0-0	0	0	0	0	0	0	0
Team					2	2	4				
Totals		19-57	5-27	9-13	15	24	39	25	52	10	20
FG % 1st Half:	9-27	33.3%	2nd Half:	10-30	33.3%	Game:	19-57	33.3%			
3FG % 1st Half:	1-8	12.5%	2nd Half:	4-19	21.1%	Game:	5-27	18.5%			
FT % 1st Half:	4-4	100.0	2nd Half:	5-9	55.6%	Game:	9-13	69.2%			

West Virginia 82 • 11-1,0-0 Big 12

##	Player	Total	3-Ptr	Rebounds	PF	TP	A	T	Bk	Stl	Min
		FG-FGA	FG-FGA	FT-FTA	Off	Def	Tot				
11	Jalen Bridges	f 3-6	1-3	2-2	3	5	8	3	9	1	1
13	Isaiah Cottrell	f 1-6	0-2	3-6	2	2	3	5	1	2	3
00	Kedrian Johnson	f 1-6	0-2	2-4	0	4	4	2	6	3	2
12	Taz Sherman	f 4-12	2-3	6-7	0	2	2	1	1	0	2
22	Sean McNeil	f 8-9	4-4	3-4	0	0	0	16	0	1	0
01	Shawny Paulcap	f 2-6	0-0	2-2	2	2	4	2	3	0	0
02	Kobe Johnson	1-2	0-1	0-0	0	1	1	2	0	0	0
03	Gabe Asubuehin	0-2	0-0	1-2	0	2	2	1	3	1	2
05	Dimon Carrigan	0-0	0-0	0-0	0	2	2	0	1	0	0
10	Malik Curry	4-6	0-0	4-5	1	3	4	12	4	0	1
04	Seith Wilson	0-1	0-0	2-2	0	0	0	0	0	0	0
	Team			0	3	3			1		
Totals		25-55	7-15	25-34	8	24	32	15	82	4	8

Game #13

No. 17/18 Texas 74, West Virginia 59

Jan. 1, 2022 • Frank Erwin Center

Austin, Texas

West Virginia 59 • 11-2,0-1 Big 12

#	Player	Total		3-Ptr		Rebounds		PF	TP	A	T	Blk	Stl	Min
		FG	FGA	FT	FTA	Off	Def							
01	Pauly Paulicaic	1-2	0-0	0-0	3 2 5	0	2	0	4	2	0	3	17	
11	Jalen Bridges	7-11	4-7	0-0	3 3 6	2	18	0	2	1	3	0	34	
13	Isaiah Cottrell	1-9	0-2	0-0	1 5 6	2	6	1	2	3	0	0	27	
22	Kedrian Johnson	0-1	0-0	2-2	0 2 2	2	2	4	4	0	2	23		
22	Sean McNeil	5-13	2-2	0-0	0 3 3	2	12	1	3	0	1	40		
04	Jamel King	0-0	0-0	0-1	0 0 0	2	0	1	0	0	0	12		
05	Dimon Carrigan	2-6	0-0	1-2	1 8 9	2	5	1	0	3	0	23		
10	Malik Curry	4-10	0-1	6-6	0 1 1	3	14	2	1	0	1	23		
45	Seth Wilson	0-0	0-0	0-0	0 0 0	0	0	0	0	0	0	1		
Team					1 0 1		3							
Totals		22-52	6-12	9-11	9 24 33	15	59	9	20	9	7	200		

FG % 1st Half: 8-25 32.0% 2nd half: 14-27 51.9% Game: 22-52 42.3%
3FG % 1st Half: 2-6 33.3% 2nd half: 4-6 66.7% Game: 6-12 50.0%
FT % 1st Half: 2-3 66.7% 2nd half: 7-8 87.5% Game: 9-11 81.8%

Texas 74 • 11-2,1-0 Big 12

#	Player	Total		3-Ptr		Rebounds		PF	TP	A	T	Blk	Stl	Min
		FG	FGA	FT	FTA	Off	Def							
00	Timmy Allen	2-6	0-0	4-4	2 4 6	2	8	2	2	0	3	31		
33	Tre Mitchell	3-7	0-2	0-0	1 2 3	3	6	0	0	0	0	22		
02	Andrew Jones	5-7	3-6	5-5	0 3 3	1	14	1	1	0	0	25		
02	Marcus Carr	7-11	2-5	4-5	0 4 4	3	20	2	3	0	2	34		
03	Courtney Ramey	6-15	3-8	0-0	0 4 4	2	15	3	1	0	0	36		
04	Dylan Disu	0-1	0-1	0-0	0 1 1	1	0	3	2	0	1	8		
05	Devin Askew	0-0	0-0	0-0	0 1 1	1	0	2	0	0	0	13		
12	Tristen Union	0-0	0-0	0-0	0 0 0	0	0	0	0	0	0	1		
00	Benson	0-0	0-0	0-0	0 0 0	0	0	0	0	0	0	1		
00	Brock Cunningham	1-3	1-1	2-2	0 1 1	1	5	0	0	2	0	10		
32	Christian Bishop	3-9	0-1	0-0	6 1 7	3	6	1	2	0	1	19		
Team					2 1 3		1							
Totals		25-59	9-24	15-16	11 22 33	17	74	14	12	0	9	200		

FG % 1st Half: 15-30 50.0% 2nd half: 10-29 34.5% Game: 25-59 42.4%
3FG % 1st Half: 6-11 54.5% 2nd half: 3-13 23.1% Game: 9-24 37.5%
FT % 1st Half: 3-3 100.0 2nd half: 12-13 92.3% Game: 15-16 93.8%

Officials: Tony Padilla,Terry Wymor,Doug Simmons
Technical Fouls: West Virginia-Jalen Bridges, Texas-None
Attendance: 12864
2021-22 Men's Basketball, Round: 0, Texas vs West Virginia, Played at Frank Er

Score by periods	1st	2nd	Total
West Virginia	20	39	59
Texas	39	35	74

Last FG - WVU 2nd-00:23, UT 2nd-01:39
Largest lead - WVU None, UT by 28 2nd-13:03
WVU led for 00:30, UT led for 37:45, Game was tied for 02:15.

Recap

An undermanned West Virginia team dropped its Big 12 opener at 17th-ranked Texas 74-59 at the Frank Erwin Center in Austin, Texas, on New Year's Day.

The Mountaineers were without 20.9-points-per-game scorer Taz Sherman, top defender Gabe Osabuohien and freshman guard Kobe Johnson for the game due to COVID-19 health and safety protocols, and the Longhorns took advantage of it, particularly in the first half when they built a commanding 39-20 lead.

Texas' biggest margin was 55-27 with 13:03 left, but West Virginia continued to play and eventually got its deficit down to 15 at the conclusion of the game.

WVU did outscore Texas 39-35 in the second half.

"Taz Sherman makes a huge difference," West Virginia coach Bob Huggins said "In my mind he's the best player in the league. You lose the best player in the league and it's going to have an impact, particularly when you're playing a team that has the best players from a lot of different leagues from the portal.

"The other two guys have been really solid for us so, yeah, it hurts," Huggins said. "But there is nothing you can do about it. Our guys have done everything humanly possible not to let this COVID thing affect us and in spite of that, you lose three key players."

Minnesota transfer Marcus Carr tallied a season-high 20 points to lead three Longhorn double digit scorers. Courtney Ramey had 15 and Andrew Jones added 14 as Texas shot 42.4% overall while connecting on 9 of 24 from 3-point range. Jones and Ramey had three 3s each for Texas, now 11-2, 1-0.

Jalen Bridges matched his season high with 18 points on 7-of-11 shooting. He also grabbed six rebounds, made three steals and blocked a shot.

Guard Malik Curry came off the bench to score 14 and Sean McNeil added 12.

Dimon Carrigan grabbed a team-best nine rebounds. "I thought D.C. did the best job of guarding the rim," Huggins said. After a cold start, West Virginia finished the game shooting 42.3% (22 of 52), including 6 of 12 from 3-point distance.

WVU also held its own on the glass, 33-33, while converting nine of their 11 free throw attempts. A couple of other positive numbers for WVU: bench points were in favor of the Mountaineers 19-11 and fast break points were also an advantage at 17-7.

Turnovers were a big issue as West Virginia committed 20, leading to 14 Longhorn points.

"Twenty turnovers is 20 times more they have to score and it's generally on an open floor," Huggins said. "You're not going against five guys, you are going against whoever gets back - if anybody does get back."

The loss drops WVU's record to 6-4 in Big 12 openers.

Game #14

West Virginia 71, Kansas State 68

Jan. 8, 2022 • WVU Coliseum

Morgantown, W.Va.

Kansas St. 68 • 8-6,0-1 Big 12

#	Player	Total		3-Ptr		Rebounds		PF	TP	A	T	Blk	Stl	Min
		FG	FGA	FT	FTA	Off	Def							
03	Selton Miguel	2-8	0-0	1-2	2 4 6	3	5	0	0	1	0	19		
25	Ismael Massoud	5-13	3-7	0-0	1 4 5	3	13	1	2	1	0	33		
01	Markquis Nowell	4-11	1-6	1-1	0 3 3	4	10	6	0	1	32			
13	Mark Smith	5-7	3-4	1-2	1 7 8	3	14	5	2	0	3	36		
24	Nijel Pack	7-18	6-10	0-0	1 4 5	2	20	0	0	0	1	34		
12	Carlton Liuguard, Jr	0-1	0-1	0-0	3 2 5	1	0	0	1	3	0	19		
21	Davion Bradford	2-7	0-0	2-2	1 2 3	2	6	0	0	2	0	14		
22	Luke Kasubke	0-2	0-1	0-0	1 1 2	1	0	1	0	0	2	13		
Team					1 1 2									
Totals		25-67	13-34	5-7	11 28 39	20	68	17	11	7	7	200		

FG % 1st Half: 14-31 45.2% 2nd half: 11-36 30.6% Game: 25-67 37.3%
3FG % 1st Half: 9-19 47.4% 2nd half: 4-15 26.7% Game: 13-34 38.2%
FT % 1st Half: 3-5 60.0% 2nd half: 2-2 100.0 Game: 5-7 71.4%

West Virginia #1 • 12-2,1-1 Big 12

#	Player	Total		3-Ptr		Rebounds		PF	TP	A	T	Blk	Stl	Min
		FG	FGA	FT	FTA	Off	Def							
11	Jalen Bridges	0-2	0-2	2-2	2 2 4	3	2	0	1	0	0	17		
13	Isaiah Cottrell	3-11	0-0	1-2	2 2 4	2	7	1	0	3	1	29		
00	Kedrian Johnson	4-9	0-3	3-4	1 5 6	2	11	3	2	1	1	30		
12	Taz Sherman	5-13	2-6	2-2	0 2 2	0	14	1	1	0	0	31		
22	Sean McNeil	9-15	4-6	4-4	1 4 5	2	26	1	1	0	0	36		
01	Pauly Paulicaic	0-0	0-0	0-0	0 0 0	0	0	0	0	0	0	3		
02	Kobe Johnson	2-4	1-3	0-0	0 0 0	0	0	5	0	1	0	6		
03	Gabe Osabuohien	1-3	0-0	0-3	4 8 12	3	2	1	1	1	0	28		
05	Dimon Carrigan	0-1	0-0	0-0	1 1 0	0	0	0	0	0	0	3		
10	Malik Curry	2-5	0-2	0-0	0 2 2	0	4	2	1	0	0	17		
Team					1 5 6		2							
Totals		26-63	7-22	12-17	11 31 42	12	71	9	11	5	2	200		

FG % 1st Half: 10-31 32.3% 2nd half: 16-32 50.0% Game: 26-63 41.3%
3FG % 1st Half: 2-10 20.0% 2nd half: 5-12 41.7% Game: 7-22 31.8%
FT % 1st Half: 5-7 71.4% 2nd half: 7-10 70.0% Game: 12-17 70.6%

Officials: Bret Smith,James Breeding,Rick Crawford
Technical Fouls: Kansas St.-Davion Bradford, West Virginia-None.
Attendance: 11919
2021-22 Men's Basketball, Round: 0, Kansas St. vs West Virginia, Played at WVU

Score by periods	1st	2nd	Total
Kansas St.	40	28	68
West Virginia	27	44	71

Last FG - KSTATE 2nd-00:05, WVU 2nd-02:36.
Largest lead - KSTATE by 17 1st-11:29, WVU by 8 2nd-05:49.
KSTATE led for 30:30, WVU led for 07:56, Game was tied for 01:34.

Recap

Sean McNeil's career-high-tying 26 points helped West Virginia down Kansas State 71-68 in a Big 12 Conference game at the WVU Coliseum.

The Wildcats (8-6, 0-3) were without head coach Bruce Weber, assistant coaches Chris Lowery and Shane Southwell, and bigs Kaosi Ezeagu and Logan Landers for the game because of COVID-19 issues, but they came out firing in the first half.

K-State scored 23 of the game's first 29 points behind the 3-point shooting Nijel Pack, Mark Smith and Ismael Massoud. Kansas State was 9-of-19 from behind the arc to build a 40-27 halftime lead.

"We've got over half new guys and the new guys have got to understand how hard this league is that anybody who comes in here can beat you," said West Virginia coach Bob Huggins, who earned career win No. 912. "I think more importantly than that, how hard we have to play here - and we do play hard.

"We don't have the McDonald's All-Americans," he continued. "We have the guys who come in here and really want to play, want to win and lay it out there. We kind of got away from that during that week off and I think it's better when we're playing every two or three days."

Early in the second half, West Virginia (12-2, 1-1) finally woke up after Massoud's dunk, McNeil starting an 8-0 run with a jumper to reduce the Wildcats' lead to 42-27. A McNeil 3 from about 25 feet made it a two-point game, and his follow-up of Kedrian Johnson's missed layup tied the game at 50.

Another McNeil 3, a pair of Taz Sherman triples and a McNeil jumper from the elbow gave West Virginia its biggest lead of the game at eight points with 5:49 to go. The WVU run during this 3:47 stretch was 15-3.

But then a couple of empty possessions opened the door for Kansas State to battle back. The Mountaineer advantage was down to 62-60 with 3:53 left when McNeil hit another bomb.

Pack answered with his sixth triple and from here it turned into a free throw shooting game for the Mountaineers.

McNeil got a pair to go down with 1:24 left, Kedrian Johnson made his two with 15 seconds remaining and Jalen Bridges converted two big ones with four seconds showing on the clock after Massoud banked in a 3 from the corner.

Jermaine Henderson, serving as Kansas State's head coach for the game, called timeout after Bridges made his first free throw to try and ice him. He made it and Markquis Nowell's running 3-point shot attempt from beyond the top of the key to try and tie the game grazed the front of the rim and fell to the ground.

Overall, West Virginia was 12 of 17 from the free throw line.

McNeil scored 19 of his game-high 26 points after intermission while connecting on 9-of-15 from the floor. Sherman, back in the starting lineup after missing the Texas game because of COVID-19 protocols, contributed 14 points on 5-of-13 shooting.

Kedrian Johnson added 11. Gabe Osabuohien was also out for the Texas loss, had a career-high-tying 12 rebounds.

Game #15

West Virginia 70, Oklahoma State 60

Jan. 11, 2022 • WVU Coliseum

Morgantown, W.Va.

Oklahoma St. 60 • 8-6,1-2 Big 12

#	Player		Total		3-Ptr		Rebounds		PF	TP	A	T	Blk	Stl	Min
			FG	FGA	FT	FTA	Off	Def							
33	Moussa Cisse	c	2-5	0-0	3-4	2	2	4	3	7	0	2	1	0	11
00	Avery Anderson, III		3-13	0-5	3-5	1	6	7	4	9	1	5	0	2	27
01	Bryce Thompson		2-3	1-1	0-0	0	2	2	4	5	1	1	0	1	25
13	Isaac Likekele		5-10	0-1	1-4	1	5	6	2	11	3	1	0	3	34
14	Bryce Williams	g	4-12	2-7	2-2	0	2	2	12	4	1	0	1	3	31
04	Donovan Williams		0-0	0-0	0-0	0	0	0	0	0	0	0	0	0	2
05	Rondell Walker		0-0	0-0	0-0	1	1	1	0	1	3	0	1	0	9
12	Matthew-Alexander Mo		2-4	0-0	0-0	0	3	3	3	4	0	1	0	1	19
20	Keylan Boone		3-6	2-5	0-0	0	3	2	8	0	0	0	0	0	17
22	Kellio Boone		1-4	0-0	0-0	2	1	3	0	2	0	1	0	0	12
23	Tyreek Smith		1-1	0-0	0-0	2	2	2	2	0	1	0	0	1	13
	Team					3	1	4							
Totals			23-58	5-19	9-15	11	28	39	23	60	10	17	1	9	200
FG % 1st Half: 10.21 20.23 2nd half: 13.33 49.13 Games: 23-58 20.23															

Game #16

No. 9/10 Kansas 85, West Virginia 59
Jan. 15, 2022 • Allen Fieldhouse
Lawrence, Kan.

West Virginia 59 • 13-3, 2-2 Big 12

#	Player	Total		3-Ptr		Rebounds		PF	TP	A	TO	Blk	Stl	Min
		FG	FGA	FG	FGA	FT	FTA							
11	Jalen Bridges	f	3-11	2-7	4-4	6	5	11	0	12	0	1	1	26
13	Isaiah Cottrell	f	1-6	1-2	0-0	2	2	4	1	3	0	1	1	0
00	Kedrian Johnson	g	0-3	0-1	0-0	0	0	0	2	0	2	0	1	15
12	Taz Sherman	g	1-9	0-5	3-4	1	1	2	5	1	2	0	1	30
22	Sean McNeil	g	4-11	1-3	1-1	0	0	0	10	1	1	0	0	37
01	Pauly Paulicap	g	1-1	0-0	0-0	0	2	2	3	0	0	0	0	13
02	Kobe Johnson	g	0-0	0-0	0-2	0	0	0	0	0	0	0	0	7
03	Gabe Osabuohien	g	2-8	0-0	1-4	5	5	10	3	5	1	2	0	17
04	Jamel King	g	0-0	0-0	0-0	0	0	0	1	0	0	0	0	2
05	Dimon Carrigan	g	0-0	0-0	0-0	0	1	1	1	0	0	0	1	6
10	Malik Curry	g	6-13	0-0	11-11	0	4	4	23	2	1	0	1	25
23	Seny N'diaye	g	0-0	0-0	0-0	0	0	0	0	0	0	0	0	2
45	Seth Wilson	g	0-1	0-0	1-2	1	0	1	0	1	0	0	0	1
Team						1	2	3			2			
Totals			17-63		4-18		21-28		16	22	38	13	5	200
FG % 1st Half:		7-31	22.6%	2nd half:		10-32	31.3%	Game:		17-63	27.0%	Deadball Rebounds		
3FG % 1st Half:		3-13	23.1%	2nd half:		1-5	20.0%	Game:		4-18	22.2%			
FT % 1st Half:		14-15	93.3%	2nd half:		7-13	53.8%	Game:		21-28	75.0%			

Kansas 85 • 14-2, 3-1 Big 12

#	Player	Total		3-Ptr		Rebounds		PF	TP	A	TO	Blk	Stl	Min
		FG	FGA	FG	FGA	FT	FTA							
11	Jalen Bridges	f	10-13	3-6	0-0	2	6	8	3	23	5	1	2	31
13	Isaiah Cottrell	f	1-3	1-1	0-0	1	0	1	0	2	0	0	1	0
00	Kedrian Johnson	g	0-0	0-0	2-2	0	0	2	2	1	0	0	0	16
12	Taz Sherman	g	5-16	3-11	5-6	0	1	1	0	18	3	3	1	39
22	Sean McNeil	g	7-13	3-5	0-0	0	5	5	2	17	2	0	0	39
01	Pauly Paulicap	g	0-1	0-0	0-0	0	0	0	0	0	0	2	0	3
02	Kobe Johnson	g	0-0	0-0	0-0	0	0	0	0	0	0	1	0	2
03	Gabe Osabuohien	g	1-2	0-0	1-3	1	4	5	3	1	3	0	2	23
05	Dimon Carrigan	g	0-1	0-0	0-0	0	3	3	1	0	1	1	0	14
10	Malik Curry	g	7-12	0-1	5-5	1	5	6	0	19	1	0	0	24
23	Seny N'diaye	g	0-0	0-0	0-0	0	0	0	2	0	1	1	0	3
Team						4	3	7						
Totals			24-61		7-21		13-16		13	23	36	12	68	200
FG % 1st Half:		10-24	41.7%	2nd half:		14-37	37.8%	Game:		24-61	39.3%	Deadball Rebounds		
3FG % 1st Half:		3-9	33.3%	2nd half:		4-12	33.3%	Game:		7-21	33.3%			
FT % 1st Half:		10-10	100.0	2nd half:		3-6	50.0%	Game:		13-16	81.3%			

Officials: Mike Roberts, Keith Kimble, Doug Simons
 Technical fouls: West Virginia-None. Kansas-None.
 Attendance: 16,300
 2021-22 Men's Basketball. Round: 0. Kansas vs West Virginia. Played at Allen F

Score by periods	1st	2nd	Total
West Virginia	31	28	59
Kansas	33	52	85

Last FG - WVU 2nd-03:27, KU 2nd-00:39.
 Largest lead - WVU by 9 1st-00:46, KU by 27 2nd-00:39.
 WVU led for 10:22, KU led for 27:45. Game was tied for 01:53.

Recap

Torrid second-half shooting led No. 9 Kansas to an 85-59 victory over West Virginia before another capacity crowd of 16,300 at Allen Fieldhouse.

Leading just 33-31 at halftime, the Jayhawks (14-2, 3-1) scored the first nine points of the second half to force WVU to call a 30-second timeout. Gabe Osabuohien briefly stopped the bleeding with a layup, but KU center David McCormack answered with a dunk and the Jayhawk lead soon swelled to 15 on a Christian Braun layup.

The advantage was 20 on Jalen Wilson's 3 with 9:43 and then a McCormack fast break dunk gave Kansas a 77-55 lead with 3:40 to go.

Kansas' biggest lead was 27 when both teams had their reserves on the floor.

This game was very similar to the last one at Allen Fieldhouse when the Mountaineers were in it at halftime before Kansas stepped on the gas pedal after intermission.

Kansas shot 51% from the floor (36 of 70) and got a game-high 23 points from 6.6-points-per-game scorer Jalen Wilson - 16 of those coming during KU's 52-point second half. KU outscored WVU 52-28 after the break.

"We missed a bunch of shots and then got our heads down, and you don't want to get your heads down against these guys," Huggins said.

McCormack grabbed 15 rebounds against an overmatched Mountaineer front line. Ten of those rebounds came on the offensive glass.

Kansas' 54-to-20 advantage in paint scoring was the telling stat of the day.

Also, a matchup of the Big 12's top two scorers Ochai Agbaji and Taz Sherman never materialized. Agbaji hit his season average with 20, but Sherman had his roughest game of the season by making just 1 of 9 from the floor and scoring a season-low 5 points.

"To be fair, Taz is not 100% back from the COVID," Huggins said. "He's not near what he was. He's not as bouncy. He's certainly doesn't have the ability to play long periods of time. We played him too long because we depend on him so much."

WVU's other top scorer, Sean McNeil, tallied 10 on 4 of 11 shooting. McNeil scored 24 in last year's loss in Lawrence.

Jalen Bridges tallied 12 and hit two of West Virginia's four 3-pointers for the afternoon. He also grabbed 11 rebounds.

Senior guard Malik Curry made up some of scoring deficiencies by tallying a season-high 23 points coming off the bench. He was 6 of 13 from the floor and made all 11 of his free throw attempts.

Twenty-one of West Virginia's 59 points came from the foul line as WVU connected on only 17 of its 63 shot attempts for 27%.

Game #17

No. 5/6 Baylor 77, West Virginia 68
Jan. 18, 2022 • WVU Coliseum
Morgantown, W.Va.

Baylor 77 • 16-2, 4-2 Big 12

#	Player	Total		3-Ptr		Rebounds		PF	TP	A	TO	Blk	Stl	Min
		FG	FGA	FG	FGA	FT	FTA							
00	Flo Thamba	f	2-3	0-0	0-0	2	6	8	1	4	1	2	0	19
02	Kendall Brown	f	1-3	0-1	0-0	1	5	6	1	2	2	0	0	29
04	Matthew Mayer	f	6-13	5-8	3-3	1	3	4	0	20	2	1	0	40
10	Adam Flagler	g	8-16	5-9	4-4	0	2	2	4	25	1	1	0	35
19	Dale Bonner	g	5-13	2-7	2-3	1	3	4	1	14	7	4	0	34
03	Dale Bonner	g	1-6	0-2	0-0	1	2	3	2	4	1	0	0	25
05	Jonathan Turner	g	0-0	0-0	0-0	0	0	0	0	0	0	0	0	1
23	Jonathan Tchamwa Tch	g	5-6	0-0	0-1	2	5	7	3	10	1	4	0	27
Team						2	6	2						
Totals			28-60		12-27		9-11		10	26	36	16	77	200
FG % 1st Half:		15-30	50.0%	2nd half:		13-30	43.3%	Game:		28-60	46.7%	Deadball Rebounds		
3FG % 1st Half:		6-16	37.5%	2nd half:		6-11	54.5%	Game:		12-27	44.4%			
FT % 1st Half:		1-2	50.0%	2nd half:		8-9	88.9%	Game:		9-11	81.8%			

West Virginia 68 • 13-4, 2-3 Big 12

#	Player	Total		3-Ptr		Rebounds		PF	TP	A	TO	Blk	Stl	Min
		FG	FGA	FG	FGA	FT	FTA							
11	Jalen Bridges	f	3-12	1-3	0-0	6	6	6	1	7	2	1	0	28
13	Isaiah Cottrell	f	1-4	1-1	0-0	1	2	3	1	2	0	0	1	0
00	Kedrian Johnson	g	0-0	0-0	2-2	0	0	2	2	1	0	0	0	16
12	Taz Sherman	g	5-16	3-11	5-6	0	1	1	0	18	3	3	1	39
22	Sean McNeil	g	7-13	3-5	0-0	0	5	5	2	17	2	0	0	39
01	Pauly Paulicap	g	0-1	0-0	0-0	0	0	0	0	0	0	2	0	3
02	Kobe Johnson	g	0-0	0-0	0-0	0	0	0	0	0	0	1	0	2
03	Gabe Osabuohien	g	1-2	0-0	1-3	1	4	5	3	1	3	0	2	23
05	Dimon Carrigan	g	0-1	0-0	0-0	0	3	3	1	0	1	1	0	14
10	Malik Curry	g	7-12	0-1	5-5	1	5	6	0	19	1	0	0	24
23	Seny N'diaye	g	0-0	0-0	0-0	0	0	0	2	0	1	1	0	3
Team						4	3	7						
Totals			24-61		7-21		13-16		13	23	36	12	68	200
FG % 1st Half:		10-24	41.7%	2nd half:		14-37	37.8%	Game:		24-61	39.3%	Deadball Rebounds		
3FG % 1st Half:		3-9	33.3%	2nd half:		4-12	33.3%	Game:		7-21	33.3%			
FT % 1st Half:		10-10	100.0	2nd half:		3-6	50.0%	Game:		13-16	81.3%			

Officials: James Breeding, Terry Wymer, Gary Maxwell
 Technical fouls: Baylor-None. West Virginia-None.
 Attendance: 12,692
 2021-22 Men's Basketball. Round: 0. Baylor vs West Virginia. Played at WVU Col

Score by periods	1st	2nd	Total
Baylor	37	40	77
West Virginia	33	35	68

Last FG - BAYLOR 2nd-01:06, WVU 2nd-00:35.
 Largest lead - BAYLOR by 16 1st-08:48, WVU by 5 1st-17:56.
 BAYLOR led for 31:16. WVU led for 08:31. Game was tied for 00:43.

Recap

This game came down to two things - 3-point field goals and layups. No. 5 Baylor made its 3s, West Virginia couldn't make its layups and the Bears pulled out a 77-68 victory over the Mountaineers at the WVU Coliseum.

Baylor (16-2, 4-2) shot a combined 16 of 52 from 3-point distance in its last two losses to Texas Tech and Oklahoma State. In this game, the Bears connected on 12 of 27, including 6 of 11 in the second half with two coming from Matthew Mayer and Adam Flagler during a key 33-second stretch with six minutes to go.

Those two triples turned a one-point lead into a seven-point advantage and the Bears never looked back.

West Virginia (13-4, 2-3) used a 14-0 run to overcome an early 16-point first half deficit, and actually led 54-53 with 8:37 remaining. But missed layups - nine during a critical six-minute stretch - proved to be the Mountaineers' undoing.

In all, West Virginia missed 11 second-half layups which contributed to Baylor's 28-18 advantage in paint scoring.

"I thought our effort was fine, but this team for whatever reason has continued to miss layup after layup after layup after layup and we can't win like that," West Virginia coach Huggins said. "I thought we competed on the glass - we just didn't finish anything."

L.J. Cryer led the Bears with a game-high 25 points on 8 of 16 shooting, but it was Mayer's 20 points, four steals, four rebounds and two assists that really made the difference tonight.

It was Mayer's 3 from the top of the key that put Baylor ahead 53-48. He was fouled by Sean McNeil while attempting another 3 with the Bears trailing by one and Mayer made all three. Then, with 5:52 to go in a one-possession game, the 6-foot-9 wing got another triple to go down to give the Bears a 63-59 lead.

Game #19

Oklahoma 72, West Virginia 62**Jan. 26, 2022 • WVU Coliseum****Morgantown, W.Va.****Oklahoma 72 • 13-7, 3-5 Big 12**

#	Player	Total		3-Ptr		Rebounds			PF	TP	A	TO	Blk	Stl	Min
		FG	FGA	FT	FTA	Off	Def	Tot							
01	Jalen Hill	1-2	0-0	7-8	1-4	3	3	9	1	1	0	1	1	0	28
35	Tanner Groves	9-11	1-2	2-2	3	3	6	4	21	1	1	0	1	1	27
00	Jordan Goldwire	2-6	0-2	0-0	0	2	2	5	4	3	4	0	1	22	
02	Umoja Gibson	4-8	2-5	2-2	0	2	2	0	12	0	3	0	5	37	
34	Jacob Groves	4-6	2-4	2-2	1	3	4	1	12	1	1	0	0	26	
05	Marvin Johnson	1-3	0-0	4-4	0	4	4	2	6	2	1	1	1	21	
11	Akol Mawein	0-1	0-0	2-2	0	2	2	0	2	0	1	0	0	8	
14	Bijan Cortes	1-4	0-1	2-2	1	3	4	2	4	3	5	0	2	20	
22	CJ Noland	1-4	0-0	0-0	0	2	2	1	2	0	0	0	0	7	
55	Elijah Harkless	0-0	0-0	0-0	0	1	1	0	0	0	0	0	0	4	
Team															
Totals		23-45	5-14	21-22	6	26	32	20	72	11	17	1	11	200	
FG % 1st Half: 13-27 48.1% 2nd half: 10-18 55.6% Game: 23-45 51.1% Double															
3FG % 1st Half: 4-8 50.0% 2nd half: 3-6 50.0% Game: 5-14 35.7% Deadball															
FT % 1st Half: 2-2 100.0 2nd half: 19-20 95.0% Game: 21-22 95.5%															

FG % 1st Half: 13-27 48.1% 2nd half: 10-18 55.6% Game: 23-45 51.1% Deadball
 3FG % 1st Half: 2-8 25.0% 2nd half: 3-6 50.0% Game: 5-14 35.7% Rebounds
 FT % 1st Half: 2-2 100.0 2nd half: 19-20 95.0% Game: 21-22 95.5%

West Virginia 62 • 13-6, 2-5 Big 12

#	Player	Total			3-Ptr			Rebounds			PF	TP	A	TO	Blk	Stl	Min
		FG	FGA	FT	FTA	Off	Def	Tot	Off	Def							
11	Jalen Bridges	5-9	1-4	1-1	2	4	6	1	12	1	0	1	1	34			
13	Isaiah Cottrell	1-6	1-2	0-0	1	1	2	2	3	1	1	1	0	15			
00	Kedrian Johnson	0-3	0-2	4-4	1	3	4	4	4	2	5	0	2	28			
12	Taz Sherman	4-12	1-4	2-4	0	2	2	0	11	1	2	0	2	30			
22	Sean McNeil	1-6	1-4	4-4	1	1	2	2	7	0	1	0	2	38			
01	Pauly Paulcap	1-4	0-0	0-0	2	2	4	1	2	0	1	1	1	13			
02	Kobe Johnson	0-0	0-0	0-0	0	0	0	1	0	0	0	0	0	4			
03	Gabe Osabuohien	5-6	0-0	7-10	3	1	4	3	17	2	2	0	2	19			
04	Jamel King	0-0	0-0	0-0	0	1	1	0	0	0	1	0	0	2			
05	Dimon Carrigan	0-0	0-0	0-0	0	0	0	2	0	0	0	0	0	2			
10	Malik Curry	3-7	0-0	0-0	0	1	1	1	6	0	2	1	1	15			
Team																	
Totals		20-53	4-16	18-23	10	16	26	17	62	7	15	4	11	200			

FG % 1st Half: 9-24 37.5% 2nd half: 11-29 37.9% Game: 20-53 37.7% Deadball
 3FG % 1st Half: 2-8 25.0% 2nd half: 2-8 25.0% Game: 4-16 25.0% Rebounds
 FT % 1st Half: 2-4 50.0% 2nd half: 16-19 84.2% Game: 18-23 78.3%

Officials: Rick Crawford, Mike Roberts, Keith Kimble
 Technical fouls: Oklahoma-None. West Virginia-None.
 Attendance: 10997
 2021-22 Men's Basketball. Round: 0. Oklahoma vs West Virginia. Played at WVU

Score by periods	1st	2nd	Total
Oklahoma	30	42	72
West Virginia	22	40	62

Points In Off 2nd Fast
 OU 34 20 4 14 14
 WVU 30 17 6 7 25

Last FG - OU 2nd-00:37, WVU 2nd-02:52.
 Largest lead - OU by 17 2nd-06:28, WVU by 2 1st-17:47.
 OU led for 33:41, WVU led for 02:05. Game was tied for 04:14.

Recap

The Groves brothers Tanner and Jacob combined to score 33 points and grab 10 rebounds to lead Oklahoma to a 72-62 victory over West Virginia at the WVU Coliseum.

Tanner Groves made 9 of his 11 field goal attempts while Jacob was 4 of 6, including a couple of big buzzer-beating 3s. His first one came from dose to midcourt ahead of the first half horn to give Oklahoma a 30-22 halftime lead.

His second one was from a little bit closer with the shot clock winding down to give OU a 59-46 advantage with 7:24 left. The Sooners' biggest lead was 17, 63-46, with 6:28 left.

OU had a six-plus-minute field goal drought in the second half but managed to maintain its double-digit lead at the free throw line. The Sooners made 19 of 20 from the charity stripe and finished the game connecting on 21 of 22.

Oklahoma also shot 51.1% from the field, including hitting 10 of its 18 second half field goal tries.

"Their first eight baskets were lay ins," West Virginia coach Bob Huggins. "We started talking to them about when you turn your head they are going to back cut. They really pass the ball. Porter Moser has done a great job of getting guys who pass the ball."

Meanwhile, West Virginia's offensive woes continued. WVU's two big guns, Taz Sherman and Sean McNeil, shot just 5 of 18 for a combined 18 points.

Consequently, that required 4.4 points-per-game scorer Gabe Osabuohien to try and become more assertive offensively. He tallied a career-high 17, including making 7 of 10 from the free throw line.

Sophomore forward Jalen Bridges contributed 12.

"I went back and looked at a lot of the stuff we did and why it worked, so we put a few things in, but we just don't run offense," Huggins said. "We missed 11 one-footers the last time we lost, and I think we got a little better at that, but passing is a hard thing if you've never really done it and you've not worked hard at it."

Oklahoma exceeded its season turnover average with 17, but West Virginia was not able to capitalize on enough of them. OU actually had a 20-17 scoring advantage on the Mountaineers' 15 turnovers.

The Sooners had a 32-26 edge on the glass and a 34-30 margin in paint scoring.

West Virginia led for just 2:06 and its last lead was 6-4 after two early 3s from Sherman and Cottrell.

"It eats me up and I promise I will do everything in my power to try and fix this," Huggins said. "I told our guys this was a crucial game for us. If you look at Joe Lunardi and all of the people talking about the NCAA Tournament we were a 10-seed coming into this. We're probably out of the tournament right now, but we can get back in if we can win enough games."





2021-22 West Virginia Men's Basketball
Individual Game-by-Game
All games

Page 1/15
as of Jan 27, 2022

#0 JOHNSON, Kedrian

Opponent	Date	GS	MIN	Total		3-Pointers		Free throws		Rebounds				PF	A	TO	BLK	STL	PTS	AVG
				FG-FGA	PCT	3FG-3FGA	PCT	FT-FTA	PCT	OFF	DEF	TOT	AVG							
Oakland	11/09/2021	*	16:49	1-2	.500	0-1	.000	0-1	.000	0	1	1	1.0	3	1	2	0	4	2	2.0
Pittsburgh	11/12/2021	*	24:10	2-4	.500	0-1	.000	0-3	.000	1	1	2	1.5	3	6	1	0	7	4	3.0
vs Elon	11/18/2021	*	18:56	3-8	.375	1-3	.333	2-3	.667	1	3	4	2.3	3	1	1	0	2	9	5.0
vs Marquette	11/19/2021	*	12:19	2-3	.667	1-1	1.000	1-2	.500	0	0	0	1.8	4	1	0	0	0	6	5.3
vs Clemson	11/21/2021	*	21:49	2-4	.500	0-0	.000	2-3	.667	1	2	3	2.0	3	0	2	0	1	6	5.4
Eastern Ky.	11/26/2021	*	16:10	2-5	.400	0-1	.000	0-0	.000	0	1	1	1.8	4	1	0	0	0	4	5.2
Bellarmine	11/30/2021	*	19:37	1-3	.333	0-1	.000	1-1	1.000	2	3	5	2.3	4	1	3	0	1	3	4.9
Radford	12/04/2021	*	20:44	2-3	.667	0-0	.000	0-0	.000	0	1	1	2.1	2	1	3	0	4	4	4.8
UConn	12/08/2021	*	19:53	0-0	.000	0-0	.000	1-2	.500	1	0	1	2.0	1	1	1	0	2	1	4.3
Kent St.	12/12/2021	*	24:05	2-2	1.000	0-0	.000	0-0	.000	0	1	1	1.9	4	2	2	0	1	4	4.3
at UAB	12/18/2021	*	26:19	1-4	.250	0-1	.000	7-8	.875	0	1	1	1.8	0	4	0	1	2	9	4.7
Youngstown St.	12/22/2021	*	23:45	2-5	.400	0-2	.000	2-4	.500	0	4	4	2.0	2	3	2	0	2	6	4.8
at Texas	01/01/2022	*	23:10	0-1	.000	0-0	.000	2-2	1.000	0	2	2	2.0	2	4	4	0	2	2	4.6
Kansas St.	01/08/2022	*	29:49	4-9	.444	0-3	.000	3-4	.750	1	5	6	2.3	2	3	2	1	1	11	5.1
Oklahoma St.	01/11/2022	*	18:43	1-3	.333	0-2	.000	2-2	1.000	1	1	2	2.3	3	3	2	0	2	4	5.0
at Kansas	01/15/2022	*	14:45	0-3	.000	0-1	.000	0-0	.000	0	0	0	2.1	2	0	2	0	1	0	4.7
Baylor	01/18/2022	*	15:47	0-0	.000	0-0	.000	2-2	1.000	0	0	0	2.0	2	1	0	0	0	2	4.5
at Texas Tech	01/22/2022	*	15:24	1-3	.333	0-0	.000	2-2	1.000	0	0	0	1.9	2	1	4	0	2	4	4.5
Oklahoma	01/26/2022	*	27:47	0-3	.000	0-2	.000	4-4	1.000	1	3	4	2.0	4	2	5	0	2	4	4.5
Totals		19	390:02	26-65	.400	2-19	.105	31-43	.721	9	29	38	2.0	50	36	36	2	36	85	4.5

Player Averages

Games Played	Minutes/ game	Points/ game	FG Pct	3FG Pct	FT Pct	Rebounds/ game	Assists/ game	Turnovers/ game	Assist/Turnover ratio	Steals/ game	Blocks/ game
19	20.5	4.5	40.0	10.5	72.1	2.0	1.9	1.9	1.0	1.9	0.1



2021-22 West Virginia Men's Basketball
Individual Game-by-Game
All games

Page 2/15
as of Jan 27, 2022

#1 PAULICAP, Pauly

Opponent	Date	GS	MIN	Total		3-Pointers		Free throws		Rebounds				PF	A	TO	BLK	STL	PTS	AVG
				FG-FGA	PCT	3FG-3FGA	PCT	FT-FTA	PCT	OFF	DEF	TOT	AVG							
Oakland	11/09/2021		03:55	0-1	.000	0-0	.000	0-0	.000	0	0	0	0.0	0	0	0	0	0	0	0.0
Pittsburgh	11/12/2021		09:32	3-4	.750	0-0	.000	0-1	.000	0	2	2	1.0	1	1	0	0	1	6	3.0
vs Elon	11/18/2021		07:31	0-2	.000	0-0	.000	2-3	.667	3	3	6	2.7	1	0	0	1	0	2	2.7
vs Marquette	11/19/2021		06:19	1-1	1.000	0-0	.000	0-2	.000	1	2	3	2.8	1	0	0	0	0	2	2.5
vs Clemson	11/21/2021		07:21	0-2	.000	0-0	.000	0-0	.000	2	1	3	2.8	1	0	0	1	0	0	2.0
Eastern Ky.	11/26/2021		13:38	1-1	1.000	0-0	.000	3-4	.750	4	1	5	3.2	3	0	1	2	0	5	2.5
Bellarmine	11/30/2021		10:34	3-3	1.000	0-0	.000	0-0	.000	2	0	2	3.0	1	1	0	2	0	6	3.0
Radford	12/04/2021		07:59	3-3	1.000	0-0	.000	1-1	1.000	3	2	5	3.3	0	0	1	1	0	7	3.5
UConn	12/08/2021		19:02	2-4	.500	0-0	.000	1-2	.500	0	3	3	3.2	3	0	1	1	1	5	3.7
Kent St.	12/12/2021		13:56	0-2	.000	0-0	.000	0-0	.000	0	5	5	3.4	4	0	1	2	0	0	3.3
at UAB	12/18/2021		16:19	2-4	.500	0-0	.000	1-2	.500	0	4	4	3.5	4	0	0	1	0	5	3.5
Youngstown St.	12/22/2021		09:02	2-6	.333	0-0	.000	2-2	1.000	4	0	4	3.5	1	0	0	0	0	6	3.7
at Texas	01/01/2022	*	13:23	1-2	.500	0-0	.000	0-0	.000	3	2	5	3.6	0	0	4	2	0	2	3.5
Kansas St.	01/08/2022		02:43	0-0	.000	0-0	.000	0-0	.000	0	0	0	3.4	0	0	0	0	0	0	3.3
Oklahoma St.	01/11/2022		18:33	0-2	.000	0-0	.000	2-2	1.000	1	7	8	3.7	2	0	1	1	1	2	3.2
at Kansas	01/15/2022		13:22	0-1	.000	0-0	.000	0-0	.000	0	2	2	3.6	3	0	0	0	0	0	3.0
Baylor	01/18/2022		02:42	0-1	.000	0-0	.000	0-0	.000	0	0	0	3.4	0	0	2	0	0	0	2.8
at Texas Tech	01/22/2022		17:29	3-4	.750	0-0	.000	1-2	.500	0	1	1	3.2	5	0	1	2	0	7	3.1
Oklahoma	01/26/2022		12:26	1-4	.250	0-0	.000	0-0	.000	2	2	4	3.3	1	0	1	1	1	2	3.0
Totals		1	205:46	22-47	.468	0-0	.000	13-21	.619	25	37	62	3.3	31	2	13	17	4	57	3.0

Player Averages

Games Played	Minutes/ game	Points/ game	FG Pct	3FG Pct	FT Pct	Rebounds/ game	Assists/ game	Turnovers/ game	Assist/Turnover ratio	Steals/ game	Blocks/ game
19	10.8	3.0	46.8	0.0	61.9	3.3	0.1	0.7	0.2	0.2	0.9



2021-22 West Virginia Men's Basketball
Individual Game-by-Game
All games

Page 3/15
as of Jan 27, 2022

#2 JOHNSON, Kobe

Opponent	Date	GS	MIN	Total		3-Pointers		Free throws		Rebounds				PF	A	TO	BLK	STL	PTS	AVG
				FG-FGA	PCT	3FG-3FGA	PCT	FT-FTA	PCT	OFF	DEF	TOT	AVG							
Oakland	11/09/2021		07:33	1-2	.500	0-1	.000	0-0	.000	0	0	0	0.0	0	0	1	0	0	2	2.0
Pittsburgh	11/12/2021		13:28	2-2	1.000	0-0	.000	0-0	.000	0	0	0	0.0	0	0	1	0	0	4	3.0
vs Elon	11/18/2021		22:21	1-2	.500	0-1	.000	0-1	.000	0	4	4	1.3	0	2	0	1	2	2	2.7
vs Marquette	11/19/2021		10:57	1-1	1.000	1-1	1.000	0-0	.000	0	0	0	1.0	0	1	0	0	0	3	2.8
vs Clemson	11/21/2021		11:36	1-2	.500	1-2	.500	0-0	.000	0	0	0	0.8	0	0	0	0	0	3	2.8
Eastern Ky.	11/26/2021		08:39	0-1	.000	0-1	.000	0-0	.000	0	0	0	0.7	0	0	0	1	0	0	2.3
Bellarmine	11/30/2021		12:26	1-3	.333	1-2	.500	0-0	.000	0	0	0	0.6	0	1	0	0	1	3	2.4
Radford	12/04/2021	*	19:26	1-3	.333	0-1	.000	0-0	.000	0	3	3	0.9	1	0	1	0	2	2	2.4
UConn	12/08/2021		05:15	0-1	.000	0-0	.000	0-0	.000	0	0	0	0.8	0	0	0	0	0	0	2.1
Kent St.	12/12/2021		10:43	0-2	.000	0-1	.000	0-0	.000	1	1	2	0.9	0	0	0	0	0	0	1.9
at UAB	12/18/2021		07:10	1-2	.500	0-0	.000	0-0	.000	0	1	1	0.9	0	1	0	0	0	2	1.9
Youngstown St.	12/22/2021		10:55	1-2	.500	0-1	.000	0-0	.000	0	1	1	0.9	1	0	0	0	0	2	1.9
Kansas St.	01/08/2022		05:17	2-4	.500	1-3	.333	0-0	.000	0	0	0	0.8	0	0	1	0	0	5	2.2
Oklahoma St.	01/11/2022		03:57	0-0	.000	0-0	.000	0-0	.000	0	0	0	0.8	0	0	0	0	0	0	2.0
at Kansas	01/15/2022		06:46	0-0	.000	0-0	.000	0-2	.000	0	0	0	0.7	0	0	0	0	0	0	1.9
Baylor	01/18/2022		01:40	0-0	.000	0-0	.000	0-0	.000	0	0	0	0.7	0	0	1	0	0	0	1.8
at Texas Tech	01/22/2022		07:53	1-2	.500	1-2	.500	0-0	.000	0	0	0	0.6	0	0	0	0	1	3	1.8
Oklahoma	01/26/2022		04:08	0-0	.000	0-0	.000	0-0	.000	0	0	0	0.6	1	0	0	0	0	0	1.7
Totals		1	170:09	13-29	.448	5-16	.313	0-3	.000	1	10	11	0.6	3	5	5	2	6	31	1.7

Player Averages

Games Played	Minutes/game	Points/game	FG Pct	3FG Pct	FT Pct	Rebounds/game	Assists/game	Turnovers/game	Assist/Turnover ratio	Steals/game	Blocks/game
18	9.5	1.7	44.8	31.3	0.0	0.6	0.3	0.3	1.0	0.3	0.1



**2021-22 West Virginia Men's Basketball
Individual Game-by-Game
All games**

Page 4/15
as of Jan 27, 2022

#3 OSABUOHEN, Gabe

Opponent	Date	GS	MIN	Total		3-Pointers		Free throws		Rebounds				PF	A	TO	BLK	STL	PTS	AVG
				FG-FGA	PCT	3FG-3FGA	PCT	FT-FTA	PCT	OFF	DEF	TOT	AVG							
Oakland	11/09/2021		24:11	3-5	.600	0-0	.000	0-2	.000	5	4	9	9.0	2	3	3	2	1	6	6.0
Pittsburgh	11/12/2021		11:47	0-0	.000	0-0	.000	0-0	.000	0	0	0	4.5	4	1	3	0	2	0	3.0
vs Elon	11/18/2021		13:03	3-4	.750	0-0	.000	1-1	1.000	0	4	4	4.3	4	0	3	0	2	7	4.3
vs Marquette	11/19/2021		17:24	2-4	.500	0-0	.000	0-0	.000	2	2	4	4.3	5	2	1	0	1	4	4.3
vs Clemson	11/21/2021		22:22	1-2	.500	0-1	.000	2-3	.667	2	5	7	4.8	2	4	3	1	1	4	4.2
Eastern Ky.	11/26/2021		18:51	4-6	.667	0-0	.000	0-3	.000	5	2	7	5.2	3	2	0	1	1	8	4.8
Bellarmine	11/30/2021		06:41	1-1	1.000	0-0	.000	1-1	1.000	1	1	2	4.7	2	1	1	0	1	3	4.6
Radford	12/04/2021		16:09	3-7	.429	0-0	.000	0-1	.000	3	0	3	4.5	3	1	2	0	1	6	4.8
UConn	12/08/2021		19:08	2-5	.400	0-1	.000	2-8	.250	6	1	7	4.8	2	1	0	0	1	6	4.9
Kent St.	12/12/2021		15:05	0-1	.000	0-0	.000	1-2	.500	2	2	4	4.7	2	2	2	0	1	1	4.5
at UAB	12/18/2021		25:28	3-6	.500	0-0	.000	0-4	.000	4	5	9	5.1	5	0	1	0	2	6	4.6
Youngstown St.	12/22/2021		12:38	0-2	.000	0-0	.000	1-2	.500	0	2	2	4.8	1	3	1	1	2	1	4.3
Kansas St.	01/08/2022		27:35	1-3	.333	0-0	.000	0-3	.000	4	8	12	5.4	3	1	1	1	0	2	4.2
Oklahoma St.	01/11/2022		17:26	4-7	.571	0-0	.000	4-4	1.000	1	7	8	5.6	4	1	1	1	2	12	4.7
at Kansas	01/15/2022		16:38	2-8	.250	0-0	.000	1-4	.250	5	5	10	5.9	3	1	2	0	2	5	4.7
Baylor	01/18/2022		22:39	1-2	.500	0-0	.000	1-3	.333	1	4	5	5.8	3	1	3	0	2	3	4.6
at Texas Tech	01/22/2022		17:11	0-3	.000	0-0	.000	0-2	.000	1	5	6	5.8	5	0	1	0	1	0	4.4
Oklahoma	01/26/2022		19:34	5-6	.833	0-0	.000	7-10	.700	3	1	4	5.7	3	2	2	0	2	17	5.1
Totals		0	323:50	35-72	.486	0-2	.000	21-53	.396	45	58	103	5.7	56	26	30	7	25	91	5.1

Player Averages

Games Played	Minutes/game	Points/game	FG Pct	3FG Pct	FT Pct	Rebounds/game	Assists/game	Turnovers/game	Assist/Turnover ratio	Steals/game	Blocks/game
18	18.0	5.1	48.6	0.0	39.6	5.7	1.4	1.7	0.9	1.4	0.4



2021-22 West Virginia Men's Basketball
Individual Game-by-Game
All games

Page 5/15
as of Jan 27, 2022

#4 KING, Jamel

Opponent	Date	GS	MIN	Total		3-Pointers		Free throws		Rebounds							
				FG-FGA	PCT	3FG-3FGA	PCT	FT-FTA	PCT	OFF	DEF	TOT	AVG	PF	A	TO	BLK
vs Elon	11/18/2021		01:11	0-0	.000	0-0	.000	0-0	.000	0	0	0	0.0	0	0	0	0
Radford	12/04/2021		04:20	0-2	.000	0-2	.000	0-0	.000	0	0	0	0.0	0	0	0	0
at Texas	01/01/2022		11:48	0-0	.000	0-0	.000	0-1	.000	0	0	0	0.0	2	0	1	0
at Kansas	01/15/2022		01:37	0-0	.000	0-0	.000	0-0	.000	0	0	0	0.0	1	0	0	0
Oklahoma	01/26/2022		01:52	0-0	.000	0-0	.000	0-0	.000	0	1	1	0.2	0	0	1	0
Totals		0	20:48	0-2	.000	0-2	.000	0-1	.000	0	1	1	0.2	3	0	2	0

Player Averages

Games Played	Minutes/ game	Points/ game	FG Pct	3FG Pct	FT Pct	Rebounds/ game	Assists/ game	Turnovers/ game	Assist/Turnover ratio	Steals/ game	Blocks/ game
5	4.2	0.0	0.0	0.0	0.0	0.2	0.0	0.4	0.0	0.0	0.0



2021-22 West Virginia Men's Basketball
Individual Game-by-Game
All games

Page 6/15
as of Jan 27, 2022

#5 CARRIGAN, Dimon

Opponent	Date	GS	MIN	Total		3-Pointers		Free throws		Rebounds				PF	A	TO	BLK	STL	PTS	AVG
				FG-FGA	PCT	3FG-3FGA	PCT	FT-FTA	PCT	OFF	DEF	TOT	AVG							
Oakland	11/09/2021		15:03	2-3	.667	0-0	.000	2-4	.500	2	2	4	4.0	3	0	0	3	0	6	6.0
Pittsburgh	11/12/2021		13:59	0-2	.000	0-0	.000	0-0	.000	1	1	2	3.0	3	0	0	3	2	0	3.0
vs Elon	11/18/2021		09:22	0-0	.000	0-0	.000	1-2	.500	1	1	2	2.7	2	1	1	1	0	1	2.3
vs Marquette	11/19/2021		09:12	1-3	.333	0-0	.000	0-1	.000	1	3	4	3.0	0	0	1	3	1	2	2.3
vs Clemson	11/21/2021		09:42	1-1	1.000	0-0	.000	0-0	.000	2	1	3	3.0	2	0	0	0	1	2	2.2
Eastern Ky.	11/26/2021		14:02	3-4	.750	0-0	.000	0-0	.000	3	1	4	3.2	2	0	0	0	0	6	2.8
Bellarmine	11/30/2021		10:32	2-4	.500	0-0	.000	0-0	.000	3	3	6	3.6	1	0	0	2	0	4	3.0
Radford	12/04/2021		04:20	0-2	.000	0-0	.000	0-0	.000	1	0	1	3.3	0	0	0	0	0	0	2.6
UConn	12/08/2021		15:08	0-1	.000	0-0	.000	0-0	.000	1	4	5	3.4	0	0	0	0	0	0	2.3
Kent St.	12/12/2021		09:08	2-2	1.000	0-0	.000	0-0	.000	0	0	0	3.1	1	0	0	1	1	4	2.5
at UAB	12/18/2021		14:51	2-2	1.000	0-0	.000	0-2	.000	1	2	3	3.1	1	0	0	0	1	4	2.6
Youngstown St.	12/22/2021		08:04	0-0	.000	0-0	.000	0-0	.000	0	2	2	3.0	1	1	0	0	0	0	2.4
at Texas	01/01/2022		22:48	2-6	.333	0-0	.000	1-2	.500	1	8	9	3.5	2	1	0	3	0	5	2.6
Kansas St.	01/08/2022		03:29	0-1	.000	0-0	.000	0-0	.000	0	1	1	3.3	0	0	1	0	0	0	2.4
Oklahoma St.	01/11/2022		01:08	0-1	.000	0-0	.000	0-0	.000	1	1	2	3.2	0	0	0	0	0	0	2.3
at Kansas	01/15/2022		06:14	0-0	.000	0-0	.000	0-0	.000	0	1	1	3.1	1	0	0	1	1	0	2.1
Baylor	01/18/2022		14:16	0-1	.000	0-0	.000	0-0	.000	0	3	3	3.1	1	0	1	1	0	0	2.0
at Texas Tech	01/22/2022		12:31	1-3	.333	0-0	.000	0-0	.000	3	1	4	3.1	3	0	1	0	0	2	2.0
Oklahoma	01/26/2022		01:34	0-0	.000	0-0	.000	0-0	.000	0	0	0	2.9	2	0	0	0	0	0	1.9
Totals		0	195:24	16-36	.444	0-0	.000	4-11	.364	21	35	56	2.9	25	3	5	18	7	36	1.9

Player Averages

Games Played	Minutes/game	Points/game	FG Pct	3FG Pct	FT Pct	Rebounds/game	Assists/game	Turnovers/game	Assist/Turnover ratio	Steals/game	Blocks/game
19	10.3	1.9	44.4	0.0	36.4	2.9	0.2	0.3	0.6	0.4	0.9



**2021-22 West Virginia Men's Basketball
Individual Game-by-Game
All games**

Page 7/15
as of Jan 27, 2022

#10 CURRY, Malik

Opponent	Date	GS	MIN	Total		3-Pointers		Free throws		Rebounds				PF	A	TO	BLK	STL	PTS	AVG
				FG-FGA	PCT	3FG-3FGA	PCT	FT-FTA	PCT	OFF	DEF	TOT	AVG							
Oakland	11/09/2021		18:48	0-2	.000	0-0	.000	2-2	1.000	0	1	1	1.0	3	1	1	1	2	2	2.0
Pittsburgh	11/12/2021		12:17	5-5	1.000	0-0	.000	0-1	.000	0	0	0	0.5	1	3	0	0	2	10	6.0
vs Elon	11/18/2021		16:34	1-3	.333	0-0	.000	5-7	.714	0	2	2	1.0	3	0	3	0	1	7	6.3
vs Marquette	11/19/2021		21:01	3-9	.333	0-1	.000	0-0	.000	0	2	2	1.3	2	0	2	0	1	6	6.3
vs Clemson	11/21/2021		20:17	4-7	.571	1-1	1.000	0-0	.000	1	2	3	1.6	0	1	1	0	2	9	6.8
Eastern Ky.	11/26/2021		20:01	6-8	.750	0-1	.000	4-7	.571	0	0	0	1.3	3	2	2	0	2	16	8.3
Bellarmine	11/30/2021		20:23	4-7	.571	1-2	.500	0-4	.000	1	3	4	1.7	0	2	2	0	1	9	8.4
Radford	12/04/2021		28:08	2-9	.222	1-2	.500	1-2	.500	1	2	3	1.9	2	3	1	0	0	6	8.1
UConn	12/08/2021		13:27	0-3	.000	0-0	.000	0-0	.000	0	1	1	1.8	2	2	4	0	1	0	7.2
Kent St.	12/12/2021		15:55	1-5	.200	0-2	.000	0-0	.000	0	1	1	1.7	0	1	3	1	1	2	6.7
at UAB	12/18/2021		06:11	1-1	1.000	0-0	.000	0-0	.000	0	2	2	1.7	0	1	2	0	0	2	6.3
Youngstown St.	12/22/2021		17:56	4-6	.667	0-0	.000	4-5	.800	1	3	4	1.9	1	4	0	0	1	12	6.8
at Texas	01/01/2022		22:44	4-10	.400	0-1	.000	6-6	1.000	0	1	1	1.8	3	2	1	0	1	14	7.3
Kansas St.	01/08/2022		18:04	2-5	.400	0-2	.000	0-0	.000	0	2	2	1.9	0	2	1	0	0	4	7.1
Oklahoma St.	01/11/2022		25:59	1-6	.167	0-1	.000	3-4	.750	1	3	4	2.0	2	1	2	1	1	5	6.9
at Kansas	01/15/2022		25:40	6-13	.462	0-0	.000	11-11	1.000	0	4	4	2.1	2	2	1	0	1	23	7.9
Baylor	01/18/2022		24:13	7-12	.583	0-1	.000	5-5	1.000	1	5	6	2.4	0	1	0	0	0	19	8.6
at Texas Tech	01/22/2022		19:58	2-7	.286	0-1	.000	7-7	1.000	0	1	1	2.3	5	2	1	0	1	11	8.7
Oklahoma	01/26/2022		15:18	3-7	.429	0-0	.000	0-0	.000	0	1	1	2.2	1	0	2	1	1	6	8.6
Totals		0	362:54	56-125	.448	3-15	.200	48-61	.787	6	36	42	2.2	30	30	29	4	19	163	8.6

Player Averages

Games Played	Minutes/ game	Points/ game	FG Pct	3FG Pct	FT Pct	Rebounds/ game	Assists/ game	Turnovers/ game	Assist/Turnover ratio	Steals/ game	Blocks/ game
19	19.1	8.6	44.8	20.0	78.7	2.2	1.6	1.5	1.0	1.0	0.2



2021-22 West Virginia Men's Basketball
Individual Game-by-Game
All games

Page 8/15
as of Jan 27, 2022

#11 BRIDGES, Jalen

Opponent	Date	GS	MIN	Total		3-Pointers		Free throws		Rebounds				PF	A	TO	BLK	STL	PTS	AVG
				FG-FGA	PCT	3FG-3FGA	PCT	FT-FTA	PCT	OFF	DEF	TOT	AVG							
Oakland	11/09/2021	*	21:26	3-7	.429	1-3	.333	0-0	.000	1	2	3	3.0	0	0	2	1	0	7	7.0
Pittsburgh	11/12/2021	*	31:32	6-9	.667	4-6	.667	2-3	.667	3	3	6	4.5	1	1	1	5	0	18	12.5
vs Elon	11/18/2021	*	24:56	3-5	.600	1-1	1.000	0-0	.000	2	2	4	4.3	0	1	0	1	0	7	10.7
vs Marquette	11/19/2021	*	28:41	4-6	.667	2-4	.500	1-2	.500	2	4	6	4.8	0	1	0	0	2	11	10.8
vs Clemson	11/21/2021	*	29:27	4-8	.500	0-3	.000	0-0	.000	2	3	5	4.8	4	0	2	1	1	8	10.2
Eastern Ky.	11/26/2021	*	26:10	1-7	.143	0-4	.000	3-4	.750	0	4	4	4.7	2	0	1	0	0	5	9.3
Bellarmine	11/30/2021	*	26:06	4-9	.444	0-2	.000	0-0	.000	4	5	9	5.3	2	2	0	1	0	8	9.1
Radford	12/04/2021	*	20:44	1-2	.500	1-2	.500	1-2	.500	0	3	3	5.0	2	2	1	0	2	4	8.5
UConn	12/08/2021	*	23:01	1-3	.333	1-2	.500	0-2	.000	1	3	4	4.9	2	0	0	0	0	3	7.9
Kent St.	12/12/2021	*	18:55	1-3	.333	1-3	.333	0-0	.000	1	5	6	5.0	1	0	0	1	1	3	7.4
at UAB	12/18/2021	*	23:21	1-4	.250	0-2	.000	2-2	1.000	0	3	3	4.8	1	0	1	0	2	4	7.1
Youngstown St.	12/22/2021	*	27:22	3-6	.500	1-3	.333	2-2	1.000	3	5	8	5.1	3	1	1	1	2	9	7.3
at Texas	01/01/2022	*	37:26	7-11	.636	4-7	.571	0-0	.000	3	3	6	5.2	2	0	2	1	3	18	8.1
Kansas St.	01/08/2022	*	16:42	0-2	.000	0-2	.000	2-2	1.000	2	2	4	5.1	3	0	1	0	0	2	7.6
Oklahoma St.	01/11/2022	*	33:34	6-14	.429	0-4	.000	10-10	1.000	4	1	5	5.1	3	1	0	3	1	22	8.6
at Kansas	01/15/2022	*	26:06	3-11	.273	2-7	.286	4-4	1.000	6	5	11	5.4	0	0	1	1	0	12	8.8
Baylor	01/18/2022	*	28:22	3-12	.250	1-3	.333	0-0	.000	6	0	6	5.5	1	2	1	0	0	7	8.7
at Texas Tech	01/22/2022	*	22:45	2-4	.500	2-4	.500	2-2	1.000	0	5	5	5.4	5	0	1	0	0	8	8.7
Oklahoma	01/26/2022	*	34:49	5-9	.556	1-4	.250	1-1	1.000	2	4	6	5.5	1	1	0	1	1	12	8.8
Totals		19	501:25	58-132	.439	22-66	.333	30-36	.833	42	62	104	5.5	33	12	15	17	15	168	8.8

Player Averages

Games Played	Minutes/game	Points/game	FG Pct	3FG Pct	FT Pct	Rebounds/game	Assists/game	Turnovers/game	Assist/Turnover ratio	Steals/game	Blocks/game
19	26.4	8.8	43.9	33.3	83.3	5.5	0.6	0.8	0.8	0.8	0.9



**2021-22 West Virginia Men's Basketball
Individual Game-by-Game
All games**

Page 9/15
as of Jan 27, 2022

#12 SHERMAN, Taz

Opponent	Date	GS	MIN	Total		3-Pointers		Free throws		Rebounds				PF	A	TO	BLK	STL	PTS	AVG
				FG-FGA	PCT	3FG-3FGA	PCT	FT-FTA	PCT	OFF	DEF	TOT	AVG							
Oakland	11/09/2021	*	36:33	7-18	.389	1-7	.143	3-4	.750	0	4	4	4.0	0	5	4	0	3	18	18.0
Pittsburgh	11/12/2021	*	37:21	6-20	.300	2-9	.222	3-3	1.000	1	4	5	4.5	2	1	3	2	2	17	17.5
vs Elon	11/18/2021	*	25:52	9-17	.529	1-5	.200	8-9	.889	0	2	2	3.7	2	5	1	0	1	27	20.7
vs Marquette	11/19/2021	*	38:14	7-18	.389	1-3	.333	6-6	1.000	0	1	1	3.0	1	5	2	0	0	21	20.8
vs Clemson	11/21/2021	*	31:40	5-16	.313	1-5	.200	1-1	1.000	1	1	2	2.8	1	2	3	1	2	12	19.0
Eastern Ky.	11/26/2021	*	36:58	8-15	.533	4-7	.571	8-11	.727	1	3	4	3.0	0	3	2	0	1	28	20.5
Bellarmine	11/30/2021	*	26:51	7-12	.583	2-5	.400	2-2	1.000	0	1	1	2.7	0	3	3	0	2	18	20.1
Radford	12/04/2021	*	28:09	9-17	.529	2-6	.333	7-8	.875	1	3	4	2.9	0	2	1	0	4	27	21.0
UConn	12/08/2021	*	40:00	8-17	.471	3-6	.500	4-7	.571	2	4	6	3.2	1	3	4	1	1	23	21.2
Kent St.	12/12/2021	*	33:51	9-14	.643	2-4	.500	7-13	.538	1	4	5	3.4	0	3	3	0	1	27	21.8
at UAB	12/18/2021	*	33:41	5-14	.357	2-5	.400	5-6	.833	1	2	3	3.4	2	0	7	0	0	17	21.4
Youngstown St.	12/22/2021	*	30:54	4-12	.333	2-3	.667	6-7	.857	0	2	2	3.3	1	1	1	0	2	16	20.9
Kansas St.	01/08/2022	*	30:33	5-13	.385	2-6	.333	2-2	1.000	0	2	2	3.2	0	1	1	0	0	14	20.4
Oklahoma St.	01/11/2022	*	35:46	5-11	.455	3-6	.500	0-0	.000	0	1	1	3.0	1	5	2	0	4	13	19.9
at Kansas	01/15/2022	*	29:53	1-9	.111	0-5	.000	3-4	.750	1	1	2	2.9	0	1	2	0	1	5	18.9
Baylor	01/18/2022	*	38:43	5-16	.313	3-11	.273	5-6	.833	0	1	1	2.8	0	3	3	0	1	18	18.8
at Texas Tech	01/22/2022	*	35:03	8-15	.533	2-4	.500	3-3	1.000	0	5	5	2.9	1	2	6	0	1	21	18.9
Oklahoma	01/26/2022	*	30:11	4-12	.333	1-4	.250	2-4	.500	0	2	2	2.9	0	1	2	0	2	11	18.5
Totals		18	600:13	112-266	.421	34-101	.337	75-96	.781	9	43	52	2.9	12	46	50	4	28	333	18.5

Player Averages

Games Played	Minutes/ game	Points/ game	FG Pct	3FG Pct	FT Pct	Rebounds/ game	Assists/ game	Turnovers/ game	Assist/Turnover ratio	Steals/ game	Blocks/ game
18	33.3	18.5	42.1	33.7	78.1	2.9	2.6	2.8	0.9	1.6	0.2



2021-22 West Virginia Men's Basketball
Individual Game-by-Game
All games

Page 10/15
as of Jan 27, 2022

#13 COTTRELL, Isaiah

Opponent	Date	GS	MIN	Total		3-Pointers		Free throws		Rebounds				PF	A	TO	BLK	STL	PTS	AVG
				FG-FGA	PCT	3FG-3FGA	PCT	FT-FTA	PCT	OFF	DEF	TOT	AVG							
Oakland	11/09/2021	*	15:51	2-6	.333	0-1	.000	2-3	.667	0	4	4	4.0	2	1	0	0	0	6	6.0
Pittsburgh	11/12/2021	*	13:10	2-4	.500	0-2	.000	0-0	.000	1	0	1	2.5	2	0	1	1	0	4	5.0
vs Elon	11/18/2021	*	21:05	3-4	.750	1-2	.500	2-2	1.000	1	4	5	3.3	2	0	1	3	1	9	6.3
vs Marquette	11/19/2021	*	17:54	2-5	.400	0-2	.000	0-0	.000	0	3	3	3.3	1	1	0	0	0	4	5.8
vs Clemson	11/21/2021	*	13:49	3-7	.429	1-1	1.000	0-0	.000	1	1	2	3.0	0	1	0	0	0	7	6.0
Eastern Ky.	11/26/2021	*	08:54	1-2	.500	0-1	.000	1-2	.500	3	0	3	3.0	0	0	0	0	0	3	5.5
Bellarmine	11/30/2021	*	17:21	1-3	.333	0-1	.000	1-2	.500	0	2	2	2.9	2	0	1	1	0	3	5.1
Radford	12/04/2021	*	15:20	2-4	.500	0-0	.000	0-0	.000	1	2	3	2.9	1	0	0	0	0	4	5.0
UConn	12/08/2021	*	05:36	1-2	.500	0-0	.000	0-0	.000	1	0	1	2.7	2	1	1	1	0	2	4.7
Kent St.	12/12/2021	*	16:28	1-3	.333	1-2	.500	0-2	.000	0	1	1	2.5	0	0	2	0	0	3	4.5
at UAB	12/18/2021	*	12:52	2-3	.667	0-1	.000	0-0	.000	0	1	1	2.4	2	0	2	1	0	4	4.5
Youngstown St.	12/22/2021	*	22:54	1-6	.167	0-2	.000	3-6	.500	0	2	2	2.3	3	1	2	3	0	5	4.5
at Texas	01/01/2022	*	27:43	3-9	.333	0-2	.000	0-0	.000	1	5	6	2.6	2	1	2	3	0	6	4.6
Kansas St.	01/08/2022	*	29:22	3-11	.273	0-0	.000	1-2	.500	2	2	4	2.7	2	1	0	3	1	7	4.8
Oklahoma St.	01/11/2022	*	08:51	0-4	.000	0-0	.000	0-0	.000	0	0	0	2.5	0	1	1	0	0	0	4.5
at Kansas	01/15/2022	*	18:57	1-6	.167	1-2	.500	0-0	.000	2	2	4	2.6	1	0	1	1	0	3	4.4
Baylor	01/18/2022	*	08:49	1-4	.250	0-1	.000	0-0	.000	1	2	3	2.6	1	0	0	1	0	2	4.2
at Texas Tech	01/22/2022	*	14:37	1-4	.250	0-1	.000	0-0	.000	2	1	3	2.7	3	0	1	1	0	2	4.1
Oklahoma	01/26/2022	*	14:32	1-6	.167	1-2	.500	0-0	.000	1	1	2	2.6	2	1	1	1	0	3	4.1
Totals		19	304:04	31-93	.333	5-23	.217	10-19	.526	17	33	50	2.6	28	9	16	20	2	77	4.1

Player Averages

Games Played	Minutes/game	Points/game	FG Pct	3FG Pct	FT Pct	Rebounds/game	Assists/game	Turnovers/game	Assist/Turnover ratio	Steals/game	Blocks/game
19	16.0	4.1	33.3	21.7	52.6	2.6	0.5	0.8	0.6	0.1	1.1



**2021-22 West Virginia Men's Basketball
Individual Game-by-Game
All games**

Page 11/15
as of Jan 27, 2022

#22 MCNEIL, Sean

Opponent	Date	GS	MIN	Total		3-Pointers		Free throws		Rebounds				PF	A	TO	BLK	STL	PTS	AVG
				FG-FGA	PCT	3FG-3FGA	PCT	FT-FTA	PCT	OFF	DEF	TOT	AVG							
Oakland	11/09/2021	*	34:56	4-9	.444	2-6	.333	1-2	.500	1	4	5	5.0	0	4	1	0	1	11	11.0
Pittsburgh	11/12/2021	*	32:44	4-9	.444	3-4	.750	0-0	.000	0	0	0	2.5	0	2	1	0	1	11	11.0
vs Elon	11/18/2021	*	32:39	7-13	.538	2-4	.500	0-0	.000	0	4	4	3.0	2	1	0	0	0	16	12.7
vs Marquette	11/19/2021	*	37:15	4-13	.308	2-6	.333	2-2	1.000	1	4	5	3.5	0	3	2	0	1	12	12.5
vs Clemson	11/21/2021	*	31:57	5-12	.417	1-6	.167	4-4	1.000	1	1	2	3.2	3	3	1	0	1	15	13.0
Eastern Ky.	11/26/2021	*	36:37	2-11	.182	1-8	.125	0-0	.000	1	2	3	3.2	0	2	1	0	1	5	11.7
Bellarmine	11/30/2021	*	31:51	6-14	.429	2-4	.500	0-0	.000	0	1	1	2.9	0	2	1	0	0	14	12.0
UConn	12/08/2021	*	39:30	5-12	.417	2-7	.286	4-6	.667	0	3	3	2.9	0	0	1	0	0	16	12.5
Kent St.	12/12/2021	*	35:26	6-11	.545	2-4	.500	5-7	.714	0	4	4	3.0	0	2	2	0	0	19	13.2
at UAB	12/18/2021	*	33:48	5-12	.417	0-4	.000	2-3	.667	1	3	4	3.1	1	0	1	2	0	12	13.1
Youngstown St.	12/22/2021	*	28:51	8-9	.889	4-4	1.000	3-4	.750	0	0	0	2.8	0	0	0	0	0	23	14.0
at Texas	01/01/2022	*	40:00	5-13	.385	2-2	1.000	0-0	.000	0	3	3	2.8	2	1	3	0	1	12	13.8
Kansas St.	01/08/2022	*	36:26	9-15	.600	4-6	.667	4-4	1.000	1	4	5	3.0	2	1	1	0	0	26	14.8
Oklahoma St.	01/11/2022	*	36:03	5-11	.455	2-6	.333	0-0	.000	0	4	4	3.1	2	0	3	0	1	12	14.6
at Kansas	01/15/2022	*	37:26	4-11	.364	1-3	.333	1-1	1.000	0	0	0	2.9	0	1	1	0	0	10	14.3
Baylor	01/18/2022	*	39:37	7-13	.538	3-5	.600	0-0	.000	0	5	5	3.0	2	2	0	0	1	17	14.4
at Texas Tech	01/22/2022	*	37:09	2-7	.286	0-3	.000	3-4	.750	0	0	0	2.8	1	1	0	0	1	7	14.0
Oklahoma	01/26/2022	*	37:50	1-6	.167	1-4	.250	4-4	1.000	1	1	2	2.8	2	0	1	0	2	7	13.6
Totals		18	640:04	89-201	.443	34-86	.395	33-41	.805	7	43	50	2.8	17	25	20	2	11	245	13.6

Player Averages

Games Played	Minutes/ game	Points/ game	FG Pct	3FG Pct	FT Pct	Rebounds/ game	Assists/ game	Turnovers/ game	Assist/Turnover ratio	Steals/ game	Blocks/ game
18	35.6	13.6	44.3	39.5	80.5	2.8	1.4	1.1	1.3	0.6	0.1



2021-22 West Virginia Men's Basketball
Individual Game-by-Game
All games

Page 12/15
as of Jan 27, 2022

#23 NDIAYE, Seny

Opponent	Date	GS	MIN	Total		3-Pointers		Free throws		Rebounds							
				FG-FGA	PCT	3FG-3FGA	PCT	FT-FTA	PCT	OFF	DEF	TOT	AVG	PF	A	TO	BLK
vs Elon	11/18/2021		01:11	0-0	.000	0-0	.000	0-0	.000	0	0	0	0.0	0	0	0	0
Bellarmine	11/30/2021		05:06	0-2	.000	0-0	.000	0-0	.000	3	0	3	1.5	3	0	1	0
Radford	12/04/2021		06:43	0-0	.000	0-0	.000	0-0	.000	1	3	4	2.3	1	0	0	1
Kent St.	12/12/2021		04:56	0-0	.000	0-0	.000	0-0	.000	0	2	2	2.3	1	0	0	1
at Kansas	01/15/2022		01:37	0-0	.000	0-0	.000	0-0	.000	0	0	0	1.8	0	0	0	0
Baylor	01/18/2022		03:12	0-0	.000	0-0	.000	0-0	.000	0	0	0	1.5	2	0	1	1
Totals		0	22:45	0-2	.000	0-0	.000	0-0	.000	4	5	9	1.5	7	0	2	3

Player Averages

Games Played	Minutes/game	Points/game	FG Pct	3FG Pct	FT Pct	Rebounds/game	Assists/game	Turnovers/game	Assist/Turnover ratio	Steals/game	Blocks/game
6	3.8	0.0	0.0	0.0	0.0	1.5	0.0	0.3	0.0	0.0	0.5



2021-22 West Virginia Men's Basketball
Individual Game-by-Game
All games

Page 14/15
as of Jan 27, 2022

#32 OKONKWO, James

Opponent	Date	GS	MIN	Total		3-Pointers		Free throws		Rebounds				PF	A	TO	BLK	STL	PTS	AVG
				FG-FGA	PCT	3FG-3FGA	PCT	FT-FTA	PCT	OFF	DEF	TOT	AVG							
Radford	12/04/2021		05:22	1-2	.500	0-0	.000	0-0	.000	0	2	2	2.0	0	0	0	0	0	2	2.0
Kent St.	12/12/2021		01:32	0-1	.000	0-0	.000	0-0	.000	0	0	0	1.0	0	0	0	0	0	0	1.0
Totals		0	06:54	1-3	.333	0-0	.000	0-0	.000	0	2	2	1.0	0	0	0	0	0	2	1.0

Player Averages

Games Played	Minutes/game	Points/game	FG Pct	3FG Pct	FT Pct	Rebounds/game	Assists/game	Turnovers/game	Assist/Turnover ratio	Steals/game	Blocks/game
2	3.5	1.0	33.3	0.0	0.0	1.0	0.0	0.0	0.0	0.0	0.0



2021-22 West Virginia Men's Basketball
Individual Game-by-Game
All games

Page 15/15
as of Jan 27, 2022

#45 WILSON, Seth

Opponent	Date	GS	MIN	Total		3-Pointers		Free throws		Rebounds											
				FG-FGA	PCT	3FG-3FGA	PCT	FT-FTA	PCT	OFF	DEF	TOT	AVG	PF	A	TO	BLK	STL	PTS	AVG	
Oakland	11/09/2021		04:55	0-3	.000	0-2	.000	0-0	.000	1	0	1	1.0	0	0	0	0	0	0	0.0	
vs Elon	11/18/2021		04:08	0-0	.000	0-0	.000	0-0	.000	0	1	1	1.0	3	0	0	0	0	0	0.0	
vs Marquette	11/19/2021		00:44	0-1	.000	0-1	.000	0-0	.000	0	0	0	0.7	0	0	0	0	0	0	0.0	
Bellarmino	11/30/2021		08:52	0-2	.000	0-0	.000	0-0	.000	0	1	1	0.8	1	0	0	0	0	0	0.0	
Radford	12/04/2021		17:07	2-8	.250	1-6	.167	0-0	.000	0	1	1	0.8	1	0	0	0	0	5	1.0	
Youngstown St.	12/22/2021		07:39	0-1	.000	0-0	.000	2-2	1.000	0	0	0	0.7	1	0	0	0	0	2	1.2	
at Texas	01/01/2022		00:58	0-0	.000	0-0	.000	0-0	.000	0	0	0	0.6	0	0	0	0	0	0	1.0	
at Kansas	01/15/2022		00:59	0-1	.000	0-0	.000	1-2	.500	1	0	1	0.6	0	0	0	0	0	1	1.0	
Totals		0	45:22	2-16	.125	1-9	.111	3-4	.750	2	3	5	0.6	6	0	0	0	0	8	1.0	

Player Averages

Games Played	Minutes/ game	Points/ game	FG Pct	3FG Pct	FT Pct	Rebounds/ game	Assists/ game	Turnovers/ game	Assist/Turnover ratio	Steals/ game	Blocks/ game
8	5.7	1.0	12.5	11.1	75.0	0.6	0.0	0.0	0.0	0.0	0.0



**2021-22 West Virginia Men's Basketball
Team Game-by-Game
All games**

Page 1/1
as of Jan 27, 2022

Opponent	Date	Score		Total		3-Pointers		Free throws		Rebounds										
				FG-FGA	PCT	3FG-3FGA	PCT	FT-FTA	PCT	OFF	DEF	TOT	AVG	PF	A	TO	BLK	STL	PTS	AVG
Oakland	11/09/2021	60-53	W	23-58	.397	4-21	.190	10-18	.556	11	22	33	33.0	13	15	14	7	11	60	60.0
Pittsburgh	11/12/2021	74-59	W	30-59	.508	9-22	.409	5-11	.455	9	11	20	26.5	17	15	14	11	17	74	67.0
vs Elon	11/18/2021	87-68	W	30-58	.517	6-16	.375	21-28	.750	8	31	39	30.7	22	11	10	7	9	87	73.7
vs Marquette	11/19/2021	71-82	L	27-64	.422	7-19	.368	10-15	.667	10	22	32	31.0	14	14	10	3	6	71	73.0
vs Clemson	11/21/2021	66-59	W	26-61	.426	5-19	.263	9-11	.818	13	18	31	31.0	16	11	12	4	9	66	71.6
Eastern Ky.	11/26/2021	80-77	W	28-60	.467	5-23	.217	19-31	.613	19	15	34	31.5	17	10	8	4	5	80	73.0
Bellarmine	11/30/2021	74-55	W	31-65	.477	7-19	.368	5-10	.500	18	23	41	32.9	16	13	12	6	7	74	73.1
Radford	12/04/2021	67-51	W	26-63	.413	5-20	.250	10-14	.714	11	22	33	32.9	14	9	11	2	13	67	72.4
UConn	12/08/2021	56-53	W	19-48	.396	6-16	.375	12-27	.444	12	19	31	32.7	13	8	12	3	6	56	70.6
Kent St.	12/12/2021	63-50	W	22-46	.478	6-16	.375	13-24	.542	9	29	38	33.2	13	10	16	6	6	63	69.8
at UAB	12/18/2021	65-59	W	23-52	.442	2-13	.154	17-27	.630	13	26	39	33.7	16	6	14	5	7	65	69.4
Youngstown St.	12/22/2021	82-52	W	25-55	.455	7-15	.467	25-34	.735	8	24	32	33.6	15	14	8	5	9	82	70.4
at Texas	01/01/2022	59-74	L	22-52	.423	6-12	.500	9-11	.818	9	24	33	33.5	15	9	20	9	7	59	69.5
Kansas St.	01/08/2022	71-68	W	26-63	.413	7-22	.318	12-17	.706	11	31	42	34.1	12	9	11	5	2	71	69.6
Oklahoma St.	01/11/2022	70-60	W	22-59	.373	5-19	.263	21-22	.955	10	26	36	34.3	17	12	12	6	12	70	69.7
at Kansas	01/15/2022	59-85	L	17-63	.270	4-18	.222	21-28	.750	16	22	38	34.5	13	5	12	3	6	59	69.0
Baylor	01/18/2022	68-77	L	24-61	.393	7-21	.333	13-16	.813	13	23	36	34.6	12	10	12	3	4	68	68.9
at Texas Tech	01/22/2022	65-78	L	21-52	.404	5-15	.333	18-22	.818	8	21	29	34.3	30	6	17	3	7	65	68.7
Oklahoma	01/26/2022	62-72	L	20-53	.377	4-16	.250	18-23	.783	10	16	26	33.8	17	7	15	4	11	62	68.4
Total		1299		462-1092	.423	107-342	.313	268-389	.689	218	425	643	33.8	302	194	240	96	154	1299	68.4
Opponents		1232		455-1062	.428	128-406	.315	194-284	.683	217	465	682	35.9	367	254	313	45	134	1232	64.8

West Virginia Averages

Games Played	Points/game	FG Pct	3FG Pct	FT Pct	Rebounds/game	Assists/game	Turnovers/game	Assist/Turnover ratio	Steals/game	Blocks/game
19	68.4	42.3	31.3	68.9	33.8	10.2	12.6	0.8	8.1	5.1



2021-22 West Virginia Men's Basketball Combined Team Statistics In Conference games

Page 1/1
as of Jan 27, 2022

Game Records

Record	Overall	Home	Away	Neutral
ALL GAMES	2-5	2-2	0-3	0-0
CONFERENCE	2-5	2-2	0-3	0-0
NON-CONFERENCE	0-0	0-0	0-0	0-0

Score by Periods

Team	1st	2nd	OT	TOT
West Virginia	201	253	0	454
Opponents	238	276	0	514

Team Box Score

No.	Player				Total		3-Point		F-Throw		Rebounds															
		GP-GS	MIN	AVG	FG-FGA	FG%	3FG-3FGA	3FG%	FT-FTA	FT%	OFF	DEF	TOT	AVG	PF	DQ	A	TO	BLK	STL	PTS	AVG				
12	SHERMAN, Taz	6-6	200:09	33.4	28-76	.368	11-36	.306	15-19	.789	1	12	13	2.2	2	0	13	16	0	9	82	13.7				
22	MCNEIL, Sean	7-7	264:30	37.8	33-76	.434	13-29	.448	12-13	.923	2	17	19	2.7	11	0	6	9	0	6	91	13.0				
10	CURRY, Malik	7-0	151:56	21.7	25-60	.417	0-6	.000	32-33	.970	2	17	19	2.7	13	1	10	8	2	5	82	11.7				
11	BRIDGES, Jalen	7-7	199:44	28.5	26-63	.413	10-31	.323	19-19	1.000	23	20	43	6.1	15	1	4	6	6	5	81	11.6				
3	OSABUOHIE, Gabe	6-0	121:03	20.2	13-29	.448	0-0	.000	13-26	.500	15	30	45	7.5	21	1	6	10	2	9	39	6.5				
0	JOHNSON, Kedrian	7-7	145:26	20.8	6-22	.273	0-8	.000	15-16	.938	3	11	14	2.0	17	0	14	19	1	10	27	3.9				
13	COTTRELL, Isaiah	7-7	122:51	17.5	10-44	.227	2-8	.250	1-2	.500	9	13	22	3.1	11	0	4	6	10	1	23	3.3				
1	PAULICAP, Pauly	7-1	80:38	11.5	5-14	.357	0-0	.000	3-4	.750	6	14	20	2.9	11	1	0	9	6	2	13	1.9				
2	JOHNSON, Kobe	6-0	29:41	4.9	3-6	.500	2-5	.400	0-2	.000	0	0	0	0.0	1	0	0	2	0	1	8	1.3				
5	CARRIGAN, Dimon	7-0	62:00	8.9	3-12	.250	0-0	.000	1-2	.500	5	15	20	2.9	9	0	1	3	5	1	7	1.0				
45	WILSON, Seth	2-0	01:57	1.0	0-1	.000	0-0	.000	1-2	.500	1	0	1	0.5	0	0	0	0	0	0	1	0.5				
23	NDIAYE, Seny	2-0	04:49	2.4	0-0	.000	0-0	.000	0-0	.000	0	0	0	0.0	2	0	0	1	1	0	0	0.0				
4	KING, Jamel	3-0	15:17	5.1	0-0	.000	0-0	.000	0-1	.000	0	1	1	0.3	3	0	0	2	0	0	0	0.0				
Team											10	13	23				8									
Total		7	1400		152-403	.377	38-123	.309	112-139	.806	77	163	240	34.3	116	4	58	99	33	49	454	64.9				
Opponents		7	1400		184-418	.440	57-159	.358	89-116	.767	80	185	265	37.9	135	1	106	92	21	56	514	73.4				

Team Statistics

	WVU	OPP
Scoring	454	514
Points per game	64.9	73.4
Scoring margin	-8.6	-
Field goals-att	152-403	184-418
Field goal pct	.377	.440
3 point fg-att	38-123	57-159
3-point FG pct	.309	.358
3-pt FG made per game	5.4	8.1
Free throws-att	112-139	89-116
Free throw pct	.806	.767
F-Throws made per game	16.0	12.7
Rebounds	240	265
Rebounds per game	34.3	37.9
Rebounding margin	-3.6	-
Assists	58	106
Assists per game	8.3	15.1
Turnovers	99	92
Turnovers per game	14.1	13.1
Turnover margin	-1.0	-
Assist/turnover ratio	0.6	1.2
Steals	49	56
Steals per game	7.0	8.0
Blocks	33	21
Blocks per game	4.7	3.0
Winning streak	0	-
Home win streak	0	-
Attendance	45960	43720
Home games-Avg/Game	4-11490	3-14573
Neutral site-Avg/Game	-	0-0

Team Results

Date	Opponent		Score	Att.
01/01/2022	at Texas	L	59-74	12864
01/08/2022	Kansas St.	W	71-68	11919
01/11/2022	Oklahoma St.	W	70-60	10352
01/15/2022	at Kansas	L	59-85	16300
01/18/2022	Baylor	L	68-77	12692
01/22/2022	at Texas Tech	L	65-78	14556
01/26/2022	Oklahoma	L	62-72	10997



2021-22 West Virginia Men's Basketball Combined Team Statistics All games

Page 1/1
as of Jan 27, 2022

Game Records

Record	Overall	Home	Away	Neutral
ALL GAMES	13-6	10-2	1-3	2-1
CONFERENCE	2-5	2-2	0-3	0-0
NON-CONFERENCE	11-1	8-0	1-0	2-1

Score by Periods

Team	1st	2nd	OT	TOT
West Virginia	614	685	0	1299
Opponents	589	643	0	1232

Team Box Score

No.	Player				Total		3-Point		F-Throw		Rebounds													
		GP-GS	MIN	AVG	FG-FGA	FG%	3FG-3FGA	3FG%	FT-FTA	FT%	OFF	DEF	TOT	AVG	PF	DQ	A	TO	BLK	STL	PTS	AVG		
12	SHERMAN, Taz	18-18	600:13	33.3	112-266	.421	34-101	.337	75-96	.781	9	43	52	2.9	12	0	46	50	4	28	333	18.5		
22	MCNEIL, Sean	18-18	640:04	35.6	89-201	.443	34-86	.395	33-41	.805	7	43	50	2.8	17	0	25	20	2	11	245	13.6		
11	BRIDGES, Jalen	19-19	501:25	26.4	58-132	.439	22-66	.333	30-36	.833	42	62	104	5.5	33	1	12	15	17	15	168	8.8		
10	CURRY, Malik	19-0	362:54	19.1	56-125	.448	3-15	.200	48-61	.787	6	36	42	2.2	30	1	30	29	4	19	163	8.6		
3	OSABUOHIE, Gabe	18-0	323:50	18.0	35-72	.486	0-2	.000	21-53	.396	45	58	103	5.7	56	3	26	30	7	25	91	5.1		
0	JOHNSON, Kedrian	19-19	390:02	20.5	26-65	.400	2-19	.105	31-43	.721	9	29	38	2.0	50	0	36	36	2	36	85	4.5		
13	COTTRELL, Isaiah	19-19	304:04	16.0	31-93	.333	5-23	.217	10-19	.526	17	33	50	2.6	28	0	9	16	20	2	77	4.1		
1	PAULICAP, Pauly	19-1	205:46	10.8	22-47	.468	0-0	.000	13-21	.619	25	37	62	3.3	31	1	2	13	17	4	57	3.0		
5	CARRIGAN, Dimon	19-0	195:24	10.3	16-36	.444	0-0	.000	4-11	.364	21	35	56	2.9	25	0	3	5	18	7	36	1.9		
2	JOHNSON, Kobe	18-1	170:09	9.5	13-29	.448	5-16	.313	0-3	.000	1	10	11	0.6	3	0	5	5	2	6	31	1.7		
45	WILSON, Seth	8-0	45:22	5.7	2-16	.125	1-9	.111	3-4	.750	2	3	5	0.6	6	0	0	0	0	0	8	1.0		
32	OKONKWO, James	2-0	06:54	3.5	1-3	.333	0-0	.000	0-0	.000	0	2	2	1.0	0	0	0	0	0	0	2	1.0		
24	THWEATT, Taj	3-0	10:20	3.4	1-3	.333	1-3	.333	0-0	.000	0	0	0	0.0	1	0	0	1	0	1	3	1.0		
4	KING, Jamel	5-0	20:48	4.2	0-2	.000	0-2	.000	0-1	.000	0	1	1	0.2	3	0	0	2	0	0	0	0.0		
23	NDIAYE, Seny	6-0	22:45	3.8	0-2	.000	0-0	.000	0-0	.000	4	5	9	1.5	7	0	0	2	3	0	0	0.0		
Team											30	28	58					16						
Total		19	3800		462-1092	.423	107-342	.313	268-389	.689	218	425	643	33.8	302	6	194	240	96	154	1299	68.4		
Opponents		19	3800		455-1062	.428	128-406	.315	194-284	.683	217	465	682	35.9	367	9	254	313	45	134	1232	64.8		

Team Statistics

	WVU	OPP
Scoring	1299	1232
Points per game	68.4	64.8
Scoring margin	+3.5	-
Field goals-att	462-1092	455-1062
Field goal pct	.423	.428
3 point fg-att	107-342	128-406
3-point FG pct	.313	.315
3-pt FG made per game	5.6	6.7
Free throws-att	268-389	194-284
Free throw pct	.689	.683
F-Throws made per game	14.1	10.2
Rebounds	643	682
Rebounds per game	33.8	35.9
Rebounding margin	-2.1	-
Assists	194	254
Assists per game	10.2	13.4
Turnovers	240	313
Turnovers per game	12.6	16.5
Turnover margin	+3.8	-
Assist/turnover ratio	0.8	0.8
Steals	154	134
Steals per game	8.1	7.1
Blocks	96	45
Blocks per game	5.1	2.4
Winning streak	0	-
Home win streak	0	-
Attendance	133428	48274
Home games-Avg/Game	12-11119	4-12069
Neutral site-Avg/Game	-	3-4568

Team Results

Date	Opponent		Score	Att.
11/09/2021	Oakland	W	60-53	9408
11/12/2021	Pittsburgh	W	74-59	14100
11/18/2021	vs Elon	W	87-68	4213
11/19/2021	vs Marquette	L	71-82	4672
11/21/2021	vs Clemson	W	66-59	4820
11/26/2021	Eastern Ky.	W	80-77	10062
11/30/2021	Bellarmine	W	74-55	9523
12/04/2021	Radford	W	67-51	11014
12/08/2021	UConn	W	56-53	12045
12/12/2021	Kent St.	W	63-50	11532
12/18/2021	at UAB	W	65-59	4554
12/22/2021	Youngstown St.	W	82-52	9784
01/01/2022	at Texas	L	59-74	12864
01/08/2022	Kansas St.	W	71-68	11919
01/11/2022	Oklahoma St.	W	70-60	10352
01/15/2022	at Kansas	L	59-85	16300
01/18/2022	Baylor	L	68-77	12692
01/22/2022	at Texas Tech	L	65-78	14556
01/26/2022	Oklahoma	L	62-72	10997



0 | Kedrian Johnson
Guard, 6-3, 185
Senior



1 | Pauly Paulicap
Forward, 6-8, 235
Fifth Year Senior



2 | Kobe Johnson
Guard, 6-3, 210
Freshman



3 | Gabe Osabuohien
Forward, 6-7, 240
Fifth Year Senior



4 | Jamel King
Forward, 6-7, 190
Freshman



5 | Dimon Carrigan
Forward, 6-9, 230
Fifth Year Senior



10 | Malik Curry
Guard, 6-1, 190
Fifth Year Senior



11 | Jalen Bridges
Forward, 6-7, 225
Sophomore



12 | Taz Sherman
Guard, 6-4, 190
Fifth Year Senior



13 | Isaiah Cottrell
Guard, 6-10, 245
r-Freshman



22 | Sean McNeil
Guard, 6-3, 205
Senior



23 | Seny N'diaye
Forward, 6-10, 245
Sophomore



32 | James Okonkwo
Forward, 6-8, 230
Freshman



45 | Seth Wilson
Guard, 6-1, 215
Freshman



BOB HUGGINS
Head Coach



LARRY HARRISON
Associate Head Coach



RON EVERHART
Assistant Coach



ERIK MARTIN
Assistant Coach



JOSH EILERT
Director of Basketball
Operations



JAY KUNTZ
Assistant to the Head
Coach



RYAN MCINTYRE
Video Coordinator