

# FLORIDA™

## MEN'S BASKETBALL



### Florida (17-10/7-7 SEC) vs. #18 Arkansas (21-6/10-4 SEC)

Exactech Arena at the Stephen C. O'Connell Center (10,151)

Gainesville, Fla. | Game 28 | Feb. 22, 2022 | 7 p.m.



#### HEAD COACHES

##### Mike White

140-85 | 7th season at UF  
241-125 | 11th season overall

##### Eric Musselman

66-25 | 3rd season at Arkansas  
176-59 | 7th season overall

#### MATCHUP BASICS

All-Time Series: 26-13

All-Time/Home: 14-2

Series under White: 8-2

Home under White: 4-0

Last Meeting:

L, 64-75, 2/16/21 (Away)

#### BROADCAST INFO

ESPN2 | ESPN App

Play-by-Play: Karl Ravech

Analyst: Jimmy Dykes

Reporter: Marty Smith

Gators Sports Network

Play-by-Play: Mick Hubert

Analyst: Lee Humphrey

#### NUMBERS OF NOTE

# 16.4

Colin Castleton has averaged 16.4 points in five games since returning from a shoulder injury that sidelined him for six games.

# 2

Florida looks for top-25 wins in back-to-back SEC games for the first time since beating #23 Vanderbilt and #10 Kentucky in Feb. 2010. UF last beat SEC teams ranked 18th or higher in back-to-back games in Feb. 2001, when the Gators won three straight against #15 Tennessee, #12 Ole Miss and #14 Alabama.

# 1

The Gators enter off back-to-back one-point games and have played three this month. UF had not played back-to-back one-point games since a pair of one-point losses to Ole Miss and Texas A&M in Feb. 2015, Billy Donovan's final season at UF.

#### FLORIDA POSSIBLE STARTERS

| #  | Name                   | Pos. | Ht.  | Wt. | Cl. | Min. | Pts. | Reb. | Misc.   |
|----|------------------------|------|------|-----|-----|------|------|------|---------|
| 4  | Anthony Duruji         | F    | 6-7  | 209 | Sr. | 25.0 | 8.8  | 4.1  | 1.0 stl |
| 2  | Colin Castleton        | F    | 6-11 | 240 | Sr. | 29.1 | 15.7 | 9.1  | 2.7 blk |
| 0  | Myreon Jones           | G    | 6-3  | 175 | Sr. | 27.7 | 9.2  | 2.8  | 2.0 3fg |
| 22 | Tyree Appleby          | G    | 6-1  | 163 | Sr. | 27.4 | 10.7 | 2.1  | 3.7 ast |
| 24 | Phlandrous Fleming Jr. | G    | 6-5  | 205 | Gr. | 26.3 | 10.1 | 4.1  | 1.4 stl |

#### OPPONENT POSSIBLE STARTERS

| #  | Name            | Pos. | Ht.  | Wt. | Cl. | Min. | Pts. | Reb. | Misc.    |
|----|-----------------|------|------|-----|-----|------|------|------|----------|
| 3  | Trey Wade       | F    | 6-6  | 220 | Gr. | 16.3 | 3.7  | 2.4  | .507 fg% |
| 10 | Jaylin Williams | F    | 6-10 | 240 | So. | 31.0 | 10.3 | 9.6  | 1.3 blk  |
| 0  | Stanley Umude   | G    | 6-6  | 210 | Gr. | 25.6 | 11.1 | 4.6  | 1.2 3fg  |
| 1  | JD Notae        | G    | 6-2  | 190 | Sr. | 32.8 | 18.5 | 4.4  | 2.3 3fg  |
| 5  | Au'Diese Toney  | G    | 6-6  | 205 | Sr. | 30.8 | 10.3 | 5.5  | .526 fg% |

#### 2021-22 AT A GLANCE

- Florida and Arkansas meet for the only time this regular season, as the Gators look to defend their home court for a 15th straight time against the Razorbacks.
- Tyree Appleby played Superman in Saturday's win against #2 Auburn, which was the Gators' highest-ranked home win in program history and matched UF's highest-ranked regular season victory. Appleby scored 20 of his 26 points in the second half, hitting four of his six 3-point attempts after the break.
- It was a familiar role for Appleby, who already sparked a trio of Florida comebacks in three consecutive games against Oklahoma State, Missouri and Ole Miss and had an early-season game-winning buzzer-beater against Ohio State. The point guard posted 21 points against Oklahoma State, his most as a Gator. Appleby scored 17 points at Mizzou, all in the second half, including a pair of game-winning free throws with 7.9 seconds left. Against Ole Miss, Appleby recorded a double-double with 10 points and 10 assists.
- Colin Castleton has been productive since his Feb. 5 return to the lineup after missing six games with a shoulder injury, averaging 16.4 points and 9.2 rebounds in the five games since. He posted 19 points and eight rebounds in the win vs. Auburn and averaged 20.5 points and 9.0 rebounds in two matchups vs. AU this season.
- Over the past six games, Myreon Jones has hit on 20 of 39 attempts (.513) from 3-point range, including a 7-for-11 night in the win vs. Georgia.
- The Gators are one of six teams with a win in each of the past four NCAA Tournaments, joined by Gonzaga, Kansas, Michigan, Villanova and Florida State. UF is also one of 12 teams nationally and the only Southeastern Conference team to reach every NCAA Tournament in that span (since 2017).
- UF ranks among SEC leaders in blocked shots (second, 5.4), scoring defense (third, 64.0), 3-point field goal percentage defense (fourth, .305) and steals (t-fourth, 8.6).
- The Gators stifled Vanderbilt, limiting the Commodores to 14 second-half points. Vandy's 42 total points marked the second-fewest UF has allowed vs. an SEC opponent under Mike White (41 at SC, 2/10/18). No Commodore scored more than seven points against the UF defense.
- Anthony Duruji scored 18 of his 22 points vs. Mississippi State in the second half, helping UF rally from seven points down with 7:20 to play. Duruji nabbed a career-high five steals vs. MSU, becoming the fifth Gator since 1996 (Donovan/White Era) to post a 22-point, five-steal outing. He joins Nick Calathes (twice), Corey Brewer (twice), Brett Nelson and Jason Williams (twice).
- Florida battled back from a double-digit deficit to knock off Ohio State on Tyree Appleby's buzzer-beating 3-pointer to win the Fort Myers Tip-Off. Phlandrous Fleming led the Florida attack with 19 points and four steals, supported by Colin Castleton's double-double with 11 points and 13 rebounds.
- The Gators used a 13-0 second-half run to spark the win against 20th-ranked FSU, and Colin Castleton earned SEC Player of the Week honors with a 15-point, 16-rebound, six-blocked shot performance.
- The Gators' quartet of veteran impact transfers combined for 3,882 career points scored at their previous schools. The groups consists of grad transfers Brandon McKissic (UMKC) and Phlandrous Fleming Jr. (Charleston Southern) along with Myreon Jones (Penn State) and CJ Felder (Boston College).

#### NOVEMBER

|    |                     |          |   |       |
|----|---------------------|----------|---|-------|
| 1  | Embry-Riddle (Exh.) | SEC+     | W | 80-57 |
| 9  | Elon                | SEC+     | W | 74-61 |
| 14 | #20 Florida State   | ESPN     | W | 71-55 |
| 18 | Milwaukee           | SEC+     | W | 81-45 |
| 22 | vs. California      | FS1      | W | 80-60 |
| 24 | vs. RV Ohio State   | FS1      | W | 71-68 |
| 28 | Troy                | SEC Net. | W | 84-45 |

#### DECEMBER

|    |                |          |     |       |
|----|----------------|----------|-----|-------|
| 1  | at Oklahoma    | Bally    | L   | 67-74 |
| 6  | Texas Southern | SEC+     | L   | 54-69 |
| 8  | North Florida  | SEC Net. | W   | 85-55 |
| 12 | vs. Maryland   | BTN      | L   | 68-70 |
| 18 | vs. USF        | Bally    | W   | 66-55 |
| 22 | Stony Brook    | SEC+     | W   | 87-62 |
| 29 | at Ole Miss    | SEC Net. | PPD |       |

#### JANUARY

|    |                       |          |   |       |
|----|-----------------------|----------|---|-------|
| 5  | #15 Alabama           | ESPN2    | L | 70-83 |
| 8  | at #9 Auburn          | ESPN2    | L | 73-85 |
| 12 | #12 LSU               | ESPN2    | L | 58-64 |
| 15 | at South Carolina     | SEC Net. | W | 71-63 |
| 19 | Mississippi State     | SEC Net. | W | 80-72 |
| 22 | Vanderbilt            | SEC Net. | W | 61-42 |
| 24 | at Ole Miss (make-up) | SEC+     | L | 54-70 |
| 26 | at #18 Tennessee      | ESPN2    | L | 71-78 |
| 29 | Oklahoma State        | ESPN2    | W | 81-72 |

#### FEBRUARY

|    |                |          |         |       |
|----|----------------|----------|---------|-------|
| 2  | at Missouri    | SEC Net. | W       | 66-65 |
| 5  | Ole Miss       | SEC Net. | W/OT    | 62-57 |
| 9  | Georgia        | SEC Net. | W       | 72-63 |
| 12 | at #5 Kentucky | ESPN     | L       | 57-78 |
| 15 | at Texas A&M   | SEC Net. | L       | 55-56 |
| 19 | #2 Auburn      | ESPN     | W       | 63-62 |
| 22 | #18 Arkansas   | ESPN2    | 7 p.m.  |       |
| 26 | at Georgia     | ESPN2    | 12 p.m. |       |

#### MARCH

|      |                        |          |           |  |
|------|------------------------|----------|-----------|--|
| 1    | at Vanderbilt          | SEC Net. | 8:30 p.m. |  |
| 5    | #6 Kentucky            | CBS      | 2 p.m.    |  |
| 9-13 | SEC Tournament (Tampa) |          |           |  |

Contact: Denver Parler | denverp@gators.ufl.edu  
Office: 352-692-6195 | Cell: 352-318-3493



**#0  
MYREON  
JONES**

Guard  
Senior\*  
Birmingham, Ala.  
6-3 | 175

Made a career-high 7 3-pointers for a season-high 23 points vs. Georgia...Hit 5 3-pointers and led UF with 18 points in the win at Missouri...Reached the 1,000-point career mark during the win vs. Oklahoma State...Two-time All-Big Ten honorable mention honoree at Penn State.

| Year    | GP  | GS | Min  | Avg  | FG  | FGA | Pct  | 3FG | 3A  | Pct  | FT  | FTA | Pct  | OR | DR  | Tot | Avg | PF  | FO | Ast | TO  | Blk | Stl | Pts  | Avg  |
|---------|-----|----|------|------|-----|-----|------|-----|-----|------|-----|-----|------|----|-----|-----|-----|-----|----|-----|-----|-----|-----|------|------|
| 2021-22 | 26  | 16 | 726  | 27.9 | 79  | 213 | .371 | 53  | 152 | .349 | 27  | 38  | .711 | 12 | 61  | 73  | 2.8 | 29  | 0  | 41  | 33  | 4   | 33  | 238  | 9.2  |
| All*    | 106 | 64 | 2520 | 23.8 | 364 | 934 | .390 | 187 | 508 | .368 | 157 | 206 | .762 | 47 | 191 | 238 | 2.2 | 115 | 0  | 181 | 113 | 11  | 112 | 1072 | 10.1 |




**#1  
CJ  
FELDER**

Forward  
Junior\*  
Sumter, S.C.  
6-7 | 231

Scored 12 vs. Alabama and 10 in the win vs. Ohio State...Felder is willing to mix it up in the post and uses his 7-foot-1 wingspan effectively as a versatile defender, and also brings range extending beyond the arc...Averaged 9.7 points and 5.6 rebounds at BC in 2020-21.

| Year    | GP | GS | Min  | Avg  | FG  | FGA | Pct  | 3FG | 3A  | Pct  | FT | FTA | Pct  | OR | DR  | Tot | Avg | PF  | FO | Ast | TO | Blk | Stl | Pts | Avg |
|---------|----|----|------|------|-----|-----|------|-----|-----|------|----|-----|------|----|-----|-----|-----|-----|----|-----|----|-----|-----|-----|-----|
| 2021-22 | 26 | 1  | 333  | 12.8 | 40  | 72  | .556 | 14  | 34  | .412 | 8  | 17  | .471 | 29 | 35  | 64  | 2.5 | 34  | 0  | 10  | 14 | 17  | 12  | 102 | 3.9 |
| All*    | 76 | 36 | 1496 | 19.7 | 175 | 375 | .467 | 41  | 135 | .304 | 71 | 118 | .602 | 92 | 206 | 298 | 3.9 | 154 | 6  | 47  | 81 | 72  | 47  | 462 | 6.1 |



**#3  
ALEX  
KLATSKY**

Guard  
Sophomore\*  
Colts Neck, N.J.  
6-3 | 185

Walk-on who gives backcourt depth and competes on the scout team...Third-year player who redshirted in 2019-20.

| Year    | GP | GS | Min | Avg | FG | FGA | Pct  | 3FG | 3A | Pct  | FT | FTA | Pct  | OR | DR | Tot | Avg | PF | FO | Ast | TO | Blk | Stl | Pts | Avg |
|---------|----|----|-----|-----|----|-----|------|-----|----|------|----|-----|------|----|----|-----|-----|----|----|-----|----|-----|-----|-----|-----|
| 2021-22 | 6  | 0  | 10  | 1.7 | 0  | 2   | .000 | 0   | 2  | .000 | 0  | 0   | .000 | 1  | 0  | 1   | 0.2 | 0  | 0  | 0   | 0  | 0   | 0   | 0   | 0.0 |
| TOTAL   | 10 | 0  | 16  | 1.6 | 0  | 4   | .000 | 0   | 4  | .000 | 0  | 0   | .000 | 1  | 0  | 1   | 0.1 | 0  | 0  | 0   | 0  | 0   | 1   | 0   | 0.0 |



**#4  
ANTHONY  
DURUJI**

Forward  
Senior\*  
Germantown, Md.  
6-7 | 209

Led the Gators' comeback win vs. Mississippi State, scoring 18 of his 22 in the second half...Had 14 points and reached the 1,000-point career mark in the win at Missouri...Scored 15 in the win vs. #20 FSU...Four-man who can play above the rim.

| Year    | GP  | GS | Min  | Avg  | FG  | FGA | Pct  | 3FG | 3A  | Pct  | FT  | FTA | Pct  | OR  | DR  | Tot | Avg | PF  | FO | Ast | TO  | Blk | Stl | Pts  | Avg |
|---------|-----|----|------|------|-----|-----|------|-----|-----|------|-----|-----|------|-----|-----|-----|-----|-----|----|-----|-----|-----|-----|------|-----|
| 2021-22 | 27  | 26 | 671  | 24.9 | 88  | 164 | .537 | 19  | 58  | .328 | 42  | 56  | .750 | 40  | 72  | 112 | 4.1 | 76  | 1  | 31  | 44  | 15  | 28  | 237  | 8.8 |
| TOTAL   | 52  | 43 | 1220 | 23.5 | 152 | 310 | .490 | 29  | 96  | .302 | 56  | 85  | .659 | 75  | 146 | 221 | 4.3 | 135 | 3  | 45  | 75  | 26  | 42  | 389  | 7.5 |
| All*    | 117 | 95 | 2891 | 24.7 | 378 | 800 | .473 | 98  | 288 | .340 | 167 | 257 | .650 | 159 | 396 | 555 | 4.7 | 295 | 6  | 102 | 168 | 81  | 85  | 1021 | 8.7 |




**#10  
ELIJAH  
KENNEDY**

Guard  
Freshman  
Virginia Beach, Va.  
6-3 | 185

Got his first career basket on a 3-pointer in the win vs. #20 FSU...Provided valuable minutes and 5 points in the win at South Carolina...Smooth-shooting lefty who joins a line of players from "The 757" to come to UF...A two-time first-team All-State honoree who helped Green Run High School to a shared state championship in 2020 and a state runner-up finish in 2021, earning VHSCA Class 5 State Player of the Year in 2021.

| Year    | GP | GS | Min | Avg | FG | FGA | Pct  | 3FG | 3A | Pct  | FT | FTA | Pct  | OR | DR | Tot | Avg | PF | FO | Ast | TO | Blk | Stl | Pts | Avg |
|---------|----|----|-----|-----|----|-----|------|-----|----|------|----|-----|------|----|----|-----|-----|----|----|-----|----|-----|-----|-----|-----|
| 2021-22 | 21 | 0  | 139 | 6.6 | 12 | 58  | .207 | 6   | 39 | .154 | 1  | 2   | .500 | 0  | 16 | 16  | 0.8 | 7  | 0  | 6   | 9  | 1   | 9   | 31  | 1.5 |




**#12  
COLIN  
CASTLETON**

Forward  
Senior\*  
Deland, Fla.  
6-11 | 231

Had 19 & 8 in the win vs. #2 Auburn...Missed 6 games with a shoulder injury, scoring 17 in his return vs. Ole Miss...Tied his career high with 8 blocks at South Carolina...MVP of the Fort Myers Tip-Off and Orange Bowl Classic...Tallied 15 points, 16 rebounds and six blocks vs. #20 FSU.

| Year    | GP | GS | Min  | Avg  | FG  | FGA | Pct  | 3FG | 3A | Pct  | FT  | FTA | Pct  | OR  | DR  | Tot | Avg | PF  | FO | Ast | TO  | Blk | Stl | Pts | Avg  |
|---------|----|----|------|------|-----|-----|------|-----|----|------|-----|-----|------|-----|-----|-----|-----|-----|----|-----|-----|-----|-----|-----|------|
| 2021-22 | 21 | 21 | 615  | 29.3 | 121 | 222 | .545 | 0   | 8  | .000 | 87  | 127 | .685 | 68  | 123 | 191 | 9.1 | 46  | 1  | 33  | 53  | 56  | 17  | 329 | 15.7 |
| TOTAL   | 45 | 42 | 1233 | 27.4 | 232 | 408 | .569 | 0   | 9  | .000 | 162 | 223 | .726 | 127 | 217 | 344 | 7.6 | 98  | 1  | 59  | 99  | 110 | 30  | 626 | 13.9 |
| All*    | 89 | 42 | 1495 | 16.8 | 268 | 480 | .558 | 0   | 16 | .000 | 189 | 261 | .724 | 153 | 272 | 425 | 4.8 | 131 | 1  | 68  | 117 | 127 | 34  | 725 | 8.1  |



**#14  
KOWACIE  
REEVES**

Guard  
Freshman  
Macon, Ga.  
6-6 | 182

Had back-to-back 14-point games in wins vs. South Carolina and Mississippi State, shooting a combined 5/9 from 3...Made his first career start against LSU...Scored a career-high 8 points against Troy and Stony Brook...The hard-playing, rangy guard brings top-notch shooting and a willingness to crash the boards...Averaged 27.0 points and 9.9 rebounds per game as a senior and was a top-5 finalist for Georgia Mr. Basketball.

| Year    | GP | GS | Min | Avg  | FG | FGA | Pct  | 3FG | 3A | Pct  | FT | FTA | Pct  | OR | DR | Tot | Avg | PF | FO | Ast | TO | Blk | Stl | Pts | Avg |
|---------|----|----|-----|------|----|-----|------|-----|----|------|----|-----|------|----|----|-----|-----|----|----|-----|----|-----|-----|-----|-----|
| 2021-22 | 22 | 8  | 325 | 14.8 | 32 | 91  | .352 | 21  | 64 | .328 | 19 | 23  | .826 | 9  | 16 | 25  | 1.1 | 17 | 0  | 8   | 13 | 3   | 9   | 104 | 4.7 |



**#22  
TYREE  
APPLEBY**

Guard  
Senior\*  
Jacksonville, Ark.  
6-1 | 163

Scored 26 in the win vs. #2 Auburn, 20 in the 2nd half...His buzzer-beater 3 beat Ohio State...Had 21 points vs. Oklahoma State...Had 17 2nd-half points at Missouri, shooting 10/10 on FTs, including the game-winners with :07.9 left...First double-double (10p/10a) as a Gator came vs. Ole Miss.

| Year    | GP  | GS | Min  | Avg  | FG  | FGA  | Pct  | 3FG | 3A  | Pct  | FT  | FTA | Pct  | OR | DR  | Tot | Avg | PF  | FO | Ast | TO  | Blk | Stl | Pts  | Avg  |
|---------|-----|----|------|------|-----|------|------|-----|-----|------|-----|-----|------|----|-----|-----|-----|-----|----|-----|-----|-----|-----|------|------|
| 2021-22 | 26  | 19 | 699  | 26.9 | 67  | 190  | .353 | 43  | 135 | .319 | 86  | 99  | .869 | 2  | 54  | 56  | 2.2 | 47  | 0  | 99  | 65  | 2   | 37  | 263  | 10.1 |
| TOTAL   | 51  | 36 | 1412 | 27.7 | 150 | 391  | .384 | 72  | 218 | .330 | 173 | 204 | .848 | 8  | 125 | 133 | 2.6 | 102 | 0  | 181 | 137 | 5   | 75  | 545  | 10.7 |
| All*    | 114 | 90 | 3171 | 27.8 | 426 | 1033 | .412 | 182 | 519 | .351 | 410 | 520 | .788 | 35 | 288 | 323 | 2.8 | 218 | 1  | 478 | 352 | 22  | 161 | 1444 | 12.7 |



**#23  
BRANDON  
McKISSIC**

Guard  
Grad  
Ferguson, Mo.  
6-3 | 185

High-motor player and vocal leader who plays defense with pride and toughness...The 2021 Summit League Defensive Player of the Year...Brings experience, grit and leadership to UF's backcourt...Left UMKC as the ninth-ranked scorer in program history with 1,178 points for the Roos.

| Year    | GP  | GS  | Min  | Avg  | FG  | FGA  | Pct  | 3FG | 3A  | Pct  | FT  | FTA | Pct  | OR | DR  | Tot | Avg | PF  | FO | Ast | TO  | Blk | Stl | Pts  | Avg  |
|---------|-----|-----|------|------|-----|------|------|-----|-----|------|-----|-----|------|----|-----|-----|-----|-----|----|-----|-----|-----|-----|------|------|
| 2021-22 | 27  | 20  | 665  | 24.6 | 57  | 156  | .365 | 24  | 97  | .247 | 25  | 42  | .595 | 18 | 59  | 77  | 2.9 | 56  | 0  | 47  | 38  | 2   | 32  | 163  | 6.0  |
| All*    | 134 | 106 | 3654 | 27.3 | 508 | 1087 | .467 | 136 | 388 | .351 | 189 | 312 | .606 | 67 | 321 | 388 | 2.9 | 358 | 12 | 298 | 230 | 15  | 161 | 1341 | 10.0 |



**#24  
PHLANDROUS  
FLEMING JR.**

Guard  
Grad  
Athens, Ga.  
6-5 | 205

Scored 20 vs. Stony Brook...Had 14 vs. Oklahoma State & 12 at Missouri to help spur comeback wins...Posted a double-double with 15 points and 11 rebounds vs. Maryland...Two-time Big South Defensive Player of the Year...Scored 1,510 points at Charleston Southern.

| Year    | GP  | GS  | Min  | Avg  | FG  | FGA  | Pct  | 3FG | 3A  | Pct  | FT  | FTA | Pct  | OR  | DR  | Tot | Avg | PF  | FO | Ast | TO  | Blk | Stl | Pts  | Avg  |
|---------|-----|-----|------|------|-----|------|------|-----|-----|------|-----|-----|------|-----|-----|-----|-----|-----|----|-----|-----|-----|-----|------|------|
| 2021-22 | 27  | 16  | 709  | 26.3 | 87  | 234  | .372 | 31  | 102 | .304 | 69  | 89  | .775 | 46  | 64  | 110 | 4.1 | 43  | 0  | 47  | 43  | 18  | 38  | 274  | 10.1 |
| All*    | 128 | 104 | 3889 | 30.4 | 615 | 1505 | .409 | 199 | 655 | .304 | 355 | 456 | .779 | 188 | 567 | 755 | 5.9 | 246 | 2  | 316 | 287 | 107 | 175 | 1784 | 13.9 |



**#32  
TUONGTHACH  
GATKEK**

Forward  
Sophomore\*  
Portland, Maine  
6-9 | 172

Has provided solid minutes with injuries to Castleton and Jitoboh...Blocked five shots in the win at Missouri, including a game-winning attempt on Mizzou's final possession...A left-hander with a 7-foot-2 wingspan who runs the court and shot-blocks at a high level...Averaged 10 points, 6.9 rebounds and 2.2 blocked shots per game in 2020-21 to earn All-Region Honors at Trinity Valley Community College in Texas.

| Year    | GP | GS | Min | Avg | FG | FGA | Pct  | 3FG | 3A | Pct  | FT | FTA | Pct  | OR | DR | Tot | Avg | PF | FO | Ast | TO | Blk | Stl | Pts | Avg |
|---------|----|----|-----|-----|----|-----|------|-----|----|------|----|-----|------|----|----|-----|-----|----|----|-----|----|-----|-----|-----|-----|
| 2021-22 | 16 | 0  | 134 | 8.4 | 8  | 21  | .381 | 0   | 2  | .000 | 7  | 14  | .500 | 7  | 22 | 29  | 1.8 | 19 | 0  | 2   | 4  | 15  | 6   | 23  | 1.4 |



**#33  
JASON  
JITOBOH**

Center  
Junior\*  
Abuja, Nigeria  
6-11 | 285

Had a breakout game with 12 points and seven rebounds vs. Stony Brook...Made his first start in the win vs. Mississippi State, scoring 8 second-half points...Suffered a season-ending injury at Tennessee (eye)...Has a soft touch around the basket and great feel for the game.

| Year    | GP | GS | Min | Avg  | FG | FGA | Pct  | 3FG | 3A | Pct  | FT | FTA | Pct  | OR | DR | Tot | Avg | PF | FO | Ast | TO | Blk | Stl | Pts | Avg |
|---------|----|----|-----|------|----|-----|------|-----|----|------|----|-----|------|----|----|-----|-----|----|----|-----|----|-----|-----|-----|-----|
| 2021-22 | 18 | 4  | 188 | 10.4 | 31 | 49  | .633 | 0   | 1  | .000 | 11 | 16  | .688 | 21 | 22 | 43  | 2.4 | 36 | 2  | 7   | 6  | 11  | 6   | 73  | 4.1 |
| TOTAL   | 51 | 4  | 365 | 7.2  | 51 | 87  | .586 | 0   | 1  | .000 | 20 | 35  | .571 | 36 | 42 | 78  | 1.5 | 67 | 2  | 7   | 13 | 19  | 7   | 122 | 2.4 |



**#44  
NIELS  
LANE**

Guard  
Sophomore\*  
Freehold, N.J.  
6-5 | 206

Earned his first start in the win vs. Ole Miss...Has emerged as UF's lock-up defender, playing vital minutes...Posted two blocked shots and a team-best +14 plus-minus in 13 minutes in the Gators' comeback win vs. Oklahoma State...An explosive athlete, Lane is UF's defensive specialist.

| Year    | GP | GS | Min | Avg  | FG | FGA | Pct  | 3FG | 3A | Pct  | FT | FTA | Pct  | OR | DR | Tot | Avg | PF | FO | Ast | TO | Blk | Stl | Pts | Avg |
|---------|----|----|-----|------|----|-----|------|-----|----|------|----|-----|------|----|----|-----|-----|----|----|-----|----|-----|-----|-----|-----|
| 2021-22 | 14 | 3  | 180 | 12.9 | 5  | 18  | .278 | 0   | 5  | .000 | 9  | 13  | .692 | 5  | 15 | 20  | 1.4 | 23 | 1  | 5   | 11 | 3   | 4   | 19  | 1.4 |
| TOTAL   | 28 | 3  | 260 | 9.3  | 10 | 37  | .270 | 0   | 12 | .000 | 14 | 19  | .737 | 7  | 23 | 30  | 1.1 | 29 | 1  | 9   | 11 | 4   | 6   | 34  | 1.2 |

# MATCHUP

## ABOUT THE OPPONENT

- Arkansas enters with wins in 11 of its last 12 outings, the only loss by one point at Alabama. That stretch includes home wins vs. Auburn and Tennessee and a road win at LSU.
- JD Notae leads the Razorbacks in scoring with 18.5 points per game, joined in double figures by Stanley Umude (11.1 ppg), Jaylin Williams (10.3) and Au'Diese Toney (10.3).
- Notae also paces the team with 59 made 3-pointers, 61 steals and 89 assists, while Williams is grabbing a team-best 9.6 rebounds per game and has 34 blocked shots.

## OPPONENT'S LAST 5 GAMES

|         |                   |      |       |
|---------|-------------------|------|-------|
| Feb. 5  | Mississippi State | W    | 63-55 |
| Feb. 8  | Auburn            | W/OT | 80-76 |
| Feb. 12 | at Alabama        | L    | 67-68 |
| Feb. 15 | at Missouri       | W    | 76-54 |
| Feb. 19 | Tennessee         | W    | 58-48 |

## OPPONENT'S UPCOMING GAMES

|            |                        |
|------------|------------------------|
| Feb. 26    | Kentucky               |
| March 2    | LSU                    |
| March 5    | at Tennessee           |
| March 9-13 | SEC Tournament (Tampa) |

## SERIES UNDER WHITE (8-2)

|                |     |   |       |
|----------------|-----|---|-------|
| Feb. 3, 2016   | H   | W | 87-83 |
| March 10, 2016 | SEC | W | 68-61 |
| Dec. 29, 2016  | A   | W | 81-72 |
| March 1, 2017  | H   | W | 78-65 |
| Jan. 17, 2018  | H   | W | 88-73 |
| March 9, 2018  | SEC | L | 72-80 |
| Jan. 9, 2019   | A   | W | 57-51 |
| March 14, 2019 | SEC | W | 66-50 |
| Feb. 18, 2020  | H   | W | 73-59 |
| Feb. 16, 2021  | A   | L | 64-75 |

| Category             | Florida | Advantage | Opponent |
|----------------------|---------|-----------|----------|
| Scoring Offense      | 69.7    | >         | 77.3     |
| Scoring Defense      | 64.0    | <         | 67.1     |
| Scoring Margin       | +5.7    | >         | +10.2    |
| Field Goal Pct.      | .421    | >         | .440     |
| Field Goal Pct. Def. | .429    | >         | .406     |
| 3-Pt. FG Pct.        | .305    | >         | .310     |
| 3-Pt. FG Pct. Def.   | .305    | <         | .323     |
| 3-Pt. FG Made        | 8.0     | <         | 6.4      |
| 3-Pt. FG Allowed     | 5.4     | <         | 7.5      |
| Free Throw Pct.      | .732    | >         | .742     |
| Free Throws Made     | 14.7    | >         | 17.0     |
| Rebounds             | 33.9    | >         | 38.9     |
| Opp. Rebounds        | 34.8    | >         | 34.3     |
| Rebounding Margin    | -0.9    | >         | +4.6     |
| Assists              | 12.5    | >         | 14.4     |
| Turnovers            | 12.8    | >         | 12.6     |
| Opp. Turnovers       | 15.1    | >         | 15.6     |
| Turnover Margin      | +2.3    | >         | +3.0     |
| Assist/TO Ratio      | 1.0     | >         | 1.1      |
| Steals               | 8.6     | <         | 8.1      |
| Blocked Shots        | 5.4     | <         | 4.3      |

## LAST MEETING: ARKANSAS 75, FLORIDA 64



Official Basketball Box Score - Final  
**Florida at Arkansas**  
02/16/21 Bud Walton Arena, Fayetteville, Ark.  
2020-21 Men's Basketball

Game Time: 6:00 PM  
Game Duration: 2:01  
Attendance: 4,400

Officials: Terry Ogelsby, Don Daily, Owen Shortt

| Florida - 64 |                   |         | Record: 10-6 (6-5) |      |       |          |    |     |       |    |    |    |    |    |        |    |     |     |  |  |  |
|--------------|-------------------|---------|--------------------|------|-------|----------|----|-----|-------|----|----|----|----|----|--------|----|-----|-----|--|--|--|
| NO.          | Name              | Min     | FG                 | 3P   | FT    | Rebounds |    |     | Fouls |    | TP | AS | TO | ST | Blocks |    |     | +/- |  |  |  |
|              |                   |         | M-A                | M-A  | M-A   | OR       | DR | TOT | PF    | FD |    |    |    |    |        | BS | BA  |     |  |  |  |
| 4            | Anthony Duruji    | F 26:38 | 2-6                | 1-1  | 2-2   | 0        | 4  | 4   | 4     | 1  | 7  | 0  | 1  | 1  | 1      | 2  | -10 |     |  |  |  |
| 5            | Omar Payne        | F 16:45 | 1-1                | 0-0  | 0-0   | 1        | 2  | 3   | 0     | 0  | 2  | 1  | 0  | 1  | 3      | 0  | -9  |     |  |  |  |
| 1            | Tre Mann          | G 27:28 | 3-11               | 1-6  | 2-2   | 1        | 7  | 8   | 2     | 1  | 9  | 1  | 3  | 1  | 0      | 0  | -5  |     |  |  |  |
| 10           | Noah Locke        | G 30:49 | 2-9                | 1-5  | 0-0   | 1        | 1  | 2   | 0     | 0  | 5  | 1  | 0  | 0  | 0      | 1  | -15 |     |  |  |  |
| 22           | Tyree Appleby     | G 37:14 | 6-14               | 1-7  | 3-3   | 0        | 1  | 1   | 1     | 4  | 16 | 2  | 7  | 1  | 0      | 0  | -7  |     |  |  |  |
| 15           | Osayi Osifo       | 13:22   | 2-4                | 0-0  | 2-2   | 3        | 2  | 5   | 1     | 3  | 6  | 1  | 2  | 0  | 0      | 1  | -1  |     |  |  |  |
| 23           | Scottie Lewis     | 15:00   | 2-2                | 0-0  | 0-0   | 0        | 3  | 3   | 5     | 0  | 4  | 0  | 2  | 3  | 0      | 0  | 2   |     |  |  |  |
| 12           | Colin Castleton   | 23:15   | 4-10               | 0-0  | 5-5   | 2        | 4  | 6   | 3     | 4  | 13 | 0  | 1  | 2  | 2      | 1  | -2  |     |  |  |  |
| 0            | Ques Glover       | 01:15   | 0-1                | 0-1  | 0-0   | 0        | 0  | 0   | 1     | 0  | 0  | 0  | 0  | 0  | 0      | 0  | 0   |     |  |  |  |
| 2            | Samson Ruzhentsev | 06:16   | 1-2                | 0-1  | 0-0   | 0        | 0  | 0   | 2     | 0  | 2  | 0  | 0  | 0  | 0      | 0  | -6  |     |  |  |  |
| 44           | Niels Lane        | 01:58   | 0-1                | 0-0  | 0-0   | 0        | 0  | 0   | 0     | 0  | 0  | 0  | 0  | 0  | 0      | 0  | -2  |     |  |  |  |
| Team         |                   |         |                    |      |       |          |    |     | 4     | 0  | 4  |    |    | 0  |        |    | 0   |     |  |  |  |
| Totals       |                   |         | 23-61              | 4-21 | 14-14 | 12       | 24 | 36  | 19    | 13 | 64 | 6  | 16 | 9  | 6      | 5  | -11 |     |  |  |  |

| Shooting By Period       |       |        |  |
|--------------------------|-------|--------|--|
| 1st FG%                  | 11-36 | 30.6%  |  |
| 3PT%                     | 3-14  | 21.4%  |  |
| FT%                      | 5-5   | 100%   |  |
| 2nd FG%                  | 12-25 | 48.0%  |  |
| 3PT%                     | 1-7   | 14.3%  |  |
| FT%                      | 9-9   | 100%   |  |
| GM FG%                   | 23-61 | 37.7%  |  |
| 3PT%                     | 4-21  | 19.0%  |  |
| FT%                      | 14-14 | 100.0% |  |
| Dead Ball Rebounds: 0, 0 |       |        |  |

| Arkansas - 75         |                 |         |           |           |           |                       |    |                |    | Record: 17-5 (9-4) |    |    |    |                 |   |     |    |  |  |
|-----------------------|-----------------|---------|-----------|-----------|-----------|-----------------------|----|----------------|----|--------------------|----|----|----|-----------------|---|-----|----|--|--|
| NO. Name              |                 | Min     | FG<br>M-A | 3P<br>M-A | FT<br>M-A | Rebounds<br>OR DR TOT |    | Fouls<br>PF FD |    | TP                 | AS | TO | ST | Blocks<br>BS BA |   | +/- |    |  |  |
| 0                     | Justin Smith    | F 36:55 | 7-9       | 0-0       | 1-2       | 2                     | 4  | 6              | 1  | 2                  | 15 | 4  | 2  | 5               | 2 | 0   | 4  |  |  |
| 23                    | Connor Vanover  | F 16:43 | 3-7       | 1-2       | 1-2       | 2                     | 1  | 3              | 3  | 1                  | 8  | 0  | 1  | 1               | 2 | 1   | -1 |  |  |
| 4                     | Davonte Davis   | G 35:37 | 7-14      | 0-1       | 4-4       | 1                     | 4  | 5              | 3  | 2                  | 18 | 3  | 2  | 1               | 0 | 1   | 17 |  |  |
| 5                     | Moses Moody     | G 36:52 | 3-14      | 2-7       | 6-7       | 1                     | 4  | 5              | 0  | 6                  | 14 | 2  | 3  | 0               | 0 | 1   | 8  |  |  |
| 11                    | Jalen Tate      | G 31:12 | 6-10      | 1-2       | 1-2       | 2                     | 1  | 3              | 4  | 4                  | 14 | 2  | 3  | 2               | 0 | 1   | 11 |  |  |
| 3                     | Desi Sills      | 05:32   | 0-1       | 0-1       | 0-0       | 0                     | 1  | 1              | 0  | 0                  | 0  | 0  | 0  | 0               | 0 | 0   | 0  |  |  |
| 10                    | Jaylin Williams | 23:17   | 1-3       | 0-0       | 2-2       | 3                     | 7  | 10             | 1  | 2                  | 4  | 0  | 1  | 0               | 0 | 1   | 12 |  |  |
| 1                     | JD Notae        | 10:47   | 1-3       | 0-0       | 0-0       | 0                     | 1  | 1              | 0  | 1                  | 2  | 1  | 1  | 0               | 1 | 1   | -3 |  |  |
| 2                     | Vance Jackson   | 03:05   | 0-2       | 0-2       | 0-0       | 0                     | 0  | 0              | 1  | 1                  | 0  | 0  | 0  | 0               | 0 | 0   | 7  |  |  |
| Team                  |                 |         |           |           |           | 2                     | 1  | 3              |    |                    | 0  |    | 0  |                 |   |     |    |  |  |
| Totals                |                 |         | 28-63     | 4-15      | 15-19     | 13                    | 24 | 37             | 13 | 19                 | 75 | 12 | 13 | 9               | 5 | 6   | 11 |  |  |
| Technical Fouls: NONE |                 |         |           |           |           |                       |    |                |    |                    |    |    |    |                 |   |     |    |  |  |

Technical Fouls:NONE

|                  | FLA                      | ARK                        | Points from   | FLA | ARK | Period by Period Scoring |     |     |     |
|------------------|--------------------------|----------------------------|---------------|-----|-----|--------------------------|-----|-----|-----|
| Biggest lead     | 1 (2 <sup>nd</sup> 4:40) | 15 (2 <sup>nd</sup> 18:11) | Turnovers     | 15  | 21  | FLA                      | 1st | 2nd | TOT |
| Best Scoring Run | 9(2 <sup>nd</sup> 16:32) | 8(2 <sup>nd</sup> 0:07)    | Paint         | 36  | 38  |                          | 30  | 34  | 64  |
| Lead Changes     | 2                        |                            | Second Chance | 13  | 13  |                          | ARK | 40  | 35  |
| Times Tied       | 1                        |                            | Fast Breaks   | 6   | 17  |                          |     |     |     |
| Time with Lead   | 01:12                    | 38:29                      | Bench         | 25  | 6   |                          |     |     |     |

STARTING LINEUPS

|                   | 1        | 2        | 3       | 4       | 5         |
|-------------------|----------|----------|---------|---------|-----------|
| Elon              | Appleby  | McKissic | Jones   | Duruji  | Castleton |
| Florida State     | Appleby  | McKissic | Jones   | Duruji  | Castleton |
| Milwaukee         | Appleby  | McKissic | Jones   | Duruji  | Castleton |
| vs. California    | Appleby  | McKissic | Jones   | Duruji  | Castleton |
| vs. Ohio State    | Appleby  | McKissic | Jones   | Duruji  | Castleton |
| Troy              | Appleby  | Jones    | Fleming | Duruji  | Castleton |
| at Oklahoma       | Appleby  | McKissic | Jones   | Duruji  | Castleton |
| Texas Southern    | McKissic | Jones    | Fleming | Duruji  | Castleton |
| North Florida     | McKissic | Jones    | Fleming | Duruji  | Castleton |
| vs. Maryland      | McKissic | Jones    | Fleming | Duruji  | Castleton |
| vs. USF           | Appleby  | McKissic | Jones   | Duruji  | Castleton |
| Stony Brook       | Appleby  | McKissic | Fleming | Duruji  | Castleton |
| Alabama           | Appleby  | McKissic | Jones   | Duruji  | Castleton |
| at Auburn         | Appleby  | McKissic | Jones   | Duruji  | Castleton |
| LSU               | Appleby  | Jones    | Reeves  | Duruji  | Castleton |
| at South Carolina | McKissic | Fleming  | Reeves  | Duruji  | Castleton |
| Mississippi State | McKissic | Fleming  | Reeves  | Duruji  | Jitoboh   |
| Vanderbilt        | McKissic | Fleming  | Reeves  | Duruji  | Jitoboh   |
| at Ole Miss       | McKissic | Fleming  | Reeves  | Duruji  | Jitoboh   |
| at Tennessee      | Appleby  | McKissic | Reeves  | Duruji  | Jitoboh   |
| Oklahoma State    | Appleby  | McKissic | Reeves  | Fleming | Duruji    |
| at Missouri       | Appleby  | McKissic | Reeves  | Fleming | Duruji    |
| Ole Miss          | Appleby  | Fleming  | Lane    | Duruji  | Castleton |
| Georgia           | Appleby  | Fleming  | Lane    | Duruji  | Castleton |
| at Kentucky       | Appleby  | Fleming  | Lane    | Duruji  | Castleton |
| at Texas A&M      | Appleby  | Jones    | Fleming | Felder  | Castleton |
| Auburn            | Appleby  | Jones    | Fleming | Duruji  | Castleton |
| Arkansas          |          |          |         |         |           |
| at Georgia        |          |          |         |         |           |
| at Vanderbilt     |          |          |         |         |           |
| Kentucky          |          |          |         |         |           |

STAT LEADERS

| Points               | Rebounds            | Assists             | Steals               | Blocks              |
|----------------------|---------------------|---------------------|----------------------|---------------------|
| 20-Jones             | 7-Duruji            | 4-Castleton         | 2-McKissic           | 6-Castleton         |
| 15-Castleton/Duruji  | 16-Castleton        | 5-Appleby           | 3-Jones              | 6-Castleton         |
| 19-Castleton         | 10-Castleton        | 5-Appleby/Jones     | 3-Appleby            | 2-Felder            |
| 18-Castleton         | 8-Castleton         | 3-Appleby/Castleton | 3-McKissic           | 1-Three tied        |
| 19-Fleming           | 8-Fleming           | 3-Castleton         | 4-Fleming            | 1-Castleton/Fleming |
| 12-Appleby/Jones     | 8-Castleton         | 4-Jones             | 2-Three tied         | 2-Castleton/Felder  |
| 17-Fleming           | 11-Castleton        | 2-Appleby/Duruji    | 2-Fleming            | 4-Castleton         |
| 15-McKissic          | 5-Castleton         | 3-Fleming/Jones     | 4-Jones              | 3-Castleton         |
| 26-Castleton         | 8-Castleton         | 3-Duruji/McKissic   | 4-Appleby            | 1-Three tied        |
| 15-Appleby/Fleming   | 11-Fleming          | 4-Fleming/Jones     | 3-McKissic           | 3-Castleton         |
| 12-Castleton/Fleming | 11-Castleton        | 5-Appleby/McKissic  | 1-Three tied         | 2-Felder            |
| 20-Fleming           | 7-Castleton/Jitoboh | 7-Appleby           | 3-Appleby            | 2-Duruji            |
| 19-Castleton         | 7-Castleton/Jones   | 5-Appleby           | 2-Castleton/Fleming  | 3-Duruji            |
| 22-Castleton         | 10-Castleton        | 9-Appleby           | 4-Appleby            | 2-Castleton         |
| 19-Castleton         | 9-Castleton         | 3-Jones             | 2-Fleming/Jones      | 3-Castleton         |
| 14-Fleming/Reeves    | 7-Castleton         | 6-Appleby           | 2-Appleby/Reeves     | 8-Castleton         |
| 22-Duruji            | 5-McKissic          | 5-Appleby/Fleming   | 5-Duruji             | 2-Jitoboh           |
| 11-Appleby           | 10-Jitoboh          | 4-McKissic          | 4-Appleby            | 1-Three tied        |
| 12-Jitoboh           | 5-Jitoboh           | 4-Appleby           | 1-Four tied          | 1-Three tied        |
| 16-Appleby/Duruji    | 6-Duruji            | 7-Appleby           | 3-Jones              | 2-Gatkek            |
| 21-Appleby           | 6-Fleming           | 4-Appleby           | 3-Appleby            | 3-Gatkek            |
| 18-Jones             | 6-Fleming           | 3-Fleming           | 2-McKissic           | 5-Gatkek            |
| 17-Castleton         | 7-Castleton/Fleming | 10-Appleby          | 2-Fleming            | 3-Castleton/Fleming |
| 23-Jones             | 9-Castleton         | 3-Appleby           | 4-Fleming            | 4-Castleton         |
| 18-Castleton         | 7-Castleton         | 3-Duruji            | 1-Three tied         | 1-Felder            |
| 15-Castleton         | 15-Castleton        | 3-Appleby/Lane      | 3-Fleming            | 2-Castleton/Felder  |
| 26-Appleby           | 8-Castleton         | 5-Fleming           | 2-Castleton/McKissic | 3-Castleton         |
|                      |                     |                     |                      |                     |
|                      |                     |                     |                      |                     |
|                      |                     |                     |                      |                     |
|                      |                     |                     |                      |                     |

MISC. SCORING

| UF/Opp.           | Paint     | Off T/O   | 2nd Ch.  | Fastbreak | Bench     | Notables  |
|-------------------|-----------|-----------|----------|-----------|-----------|---|
| Elon              | 32/28     | 19/11     | 17/6     | 14/8      | 10/16     | Jones shot 4/5 from 3 in the 2nd half..Castleton added 18 points & had a UF opening-night record 6 blocks.        |
| Florida State     | 32/22     | 20/18     | 16/5     | 9/9       | 12/22     | 14 lead changes, the last on a 13-0 UF run that put the Gators up 12 with 8:00 left...UF forced 17 turnovers.     |
| Milwaukee         | 40/26     | 18/8      | 10/4     | 17/13     | 22/18     | UF opened the 2nd half with an extended 32-4 run...Milwaukee didn't hit 30 points until 7:04 left to play.        |
| vs. California    | 28/36     | 19/10     | 7/9      | 8/7       | 26/23     | Florida went on a 29-10 spurt over the final 8:10 of the 1st half to break a 17-all tie...UF forced 18 turnovers. |
| vs. Ohio State    | 28/34     | 22/10     | 16/7     | 8/6       | 31/24     | Appleby hit a game-winning buzzer-beater from 3...UF rallied from 10 down with 12:58 to play.                     |
| Troy              | 22/32     | 32/16     | 11/10    | 19/5      | 28/16     | Florida opened the game on a 13-0 run & ended the first half on a 13-0 run...6 Gators scored in double figures.   |
| at Oklahoma       | 34/38     | 17/19     | 5/6      | 2/10      | 19/6      | UF fell behind 14-4 early, but took the lead briefly in both halves...Florida shot 4/24 from 3-point range.       |
| Texas Southern    | 26/42     | 15/4      | 7/17     | 11/3      | 9/32      | McKissic shot 4/6 from 3, but the rest of UF went 1/18...TSU earned a 46-23 rebounding advantage.                 |
| North Florida     | 48/26     | 33/7      | 9/12     | 28/7      | 26/27     | Florida forced 28 turnovers...UF's 21 steals tied for 5th-most in program history & most since 12/28/99.          |
| vs. Maryland      | 18/28     | 20/12     | 8/10     | 8/5       | 30/8      | The Gators shot 11/27 from 3-point range but just 11/31 from 2...Appleby hit 5 2nd-half 3-pointers.               |
| vs. USF           | 26/26     | 15/16     | 14/6     | 8/12      | 23/16     | UF started 0/7, then went 12/22 for the rest of the 1st half...The Gators held a 45-27 rebounding advantage.      |
| Stony Brook       | 44/36     | 27/20     | 19/4     | 16/10     | 37/32     | Jitoboh had a career day with 12 points & 7 boards...Fleming shot 6/8 from the field, 4/5 from 3-point range.     |
| Alabama           | 26/40     | 10/21     | 21/16    | 5/12      | 19/7      | Alabama used a 14-0 run in the 2nd-half to open up the game...UF committed 20 turnovers.                          |
| at Auburn         | 32/44     | 22/13     | 21/2     | 8/14      | 9/35      | UF fell behind by 13 early, but pulled within 1 inside the 9:00 mark...Appleby drew 3 offensive fouls.            |
| LSU               | 26/42     | 19/6      | 16/6     | 6/10      | 17/14     | The Gators again fought back, closing a 14-point deficit to 1 with 6:00 left...Reeves made his 1st career start.  |
| at South Carolina | 34/20     | 10/19     | 16/13    | 10/13     | 27/29     | UF won its 3rd straight at SC, shutting out SC's top 3 scorers the entire 1st half...UF shot .619 FG% in the 2nd. |
| Mississippi State | 20/34     | 24/20     | 9/13     | 9/10      | 24/14     | UF outscored MSU 23-8 late to rally from 7 down with 7:20 to play...Duruji scored 18 of his 22 in the 2nd half.   |
| Vanderbilt        | 28/12     | 23/7      | 20/4     | 2/8       | 24/16     | The Gators opened the 2nd half on a 12-0 run...UF limited Vandy to 14 points on 3 made FGs in the 2nd half.       |
| at Ole Miss       | 28/32     | 13/23     | 6/7      | 0/8       | 14/16     | Ole Miss opened the 2nd half on an 8-0 run...UF shot 4/29 from 3...Gators without Castleton and Felder.           |
| at Tennessee      | 28/20     | 22/17     | 6/7      | 9/13      | 23/23     | UF hit 5/6 from 3 to open the game...Jitoboh posted a +16 plus-minus before suffering an eye injury.              |
| Oklahoma State    | 12/32     | 23/16     | 11/13    | 29/22     | 17/25     | The Gators rallied from 16 down to win, playing without both post players...UF shot 33/41 from the FT line.       |
| at Missouri       | 14/32     | 17/21     | 7/9      | 6/2       | 18/19     | UF came back from 9 down with 8:00 left...Appleby hit 2 FTs with :07.9 left & had 17 2nd-half points.             |
| Ole Miss          | 24/16     | 15/6      | 2/14     | 9/2       | 23/15     | Castleton returned from injury...UF rallied from a 9-point halftime deficit & used a 9-0 run in OT to win.        |
| Georgia           | 22/30     | 16/14     | 10/15    | 9/8       | 31/10     | Jones shot 7/11 from 3-point range...UF led by 16 in the 1st half & UGA closed within 3 with 2:56 to play.        |
| at Kentucky       | 26/32     | 4/17      | 7/20     | 6/8       | 25/15     | The teams traded early 10-0 runs & UF trailed by 5 at half...Appleby was limited to 8 minutes (thigh).            |
| at Texas A&M      | 20/32     | 9/17      | 22/12    | 5/2       | 11/21     | UF fought back from 13 down, but A&M went up 1 on 3 FTs with :19 left & Fleming's jumper rimmed out.              |
| Auburn            | 14/26     | 9/16      | 2/6      | 13/7      | 5/9       | UF earned its highest-ranked home win (#2) in program history...Appleby scored 20 of his 26 in the 2nd half.      |
| Arkansas          |           |           |          |           |           |   |
| at Georgia        |           |           |          |           |           |   |
| at Vanderbilt     |           |           |          |           |           |   |
| Kentucky          |           |           |          |           |           |   |
| Per game          | 27.5/30.8 | 18.8/14.4 | 11.6/9.1 | 10.4/9.2  | 21.0/18.9 |   |



# NOTES AND CHARTS

## A MODEL OF CONSISTENCY

- The Gators are one of 10 major conference teams that have not suffered a losing season in conference play since 2015-16, coinciding with Mike White's tenure on the bench.

| Zero Seasons w/Losing Conference Record - Since '15-16 |                                  |
|--|----------------------------------|
| ACC  | Duke, Louisville, Virginia       |
| Big East   | Creighton, Seton Hall, Villanova |
| Big Ten  | Michigan                         |
| Big 12   | Kansas                           |
| Pac-12   | Oregon                           |
| SEC  | <b>Florida</b>                   |

- Over the course of White's tenure, the Gators' performance on any number of fronts has been among the SEC's elite.

| Avg. Final KenPom Ranking |                |
|---------------------------|----------------|
| 19.5                      | Kentucky       |
| <b>26.5</b>               | <b>Florida</b> |
| 45.5                      | Tennessee      |
| 46.0                      | Arkansas       |
| 56.2                      | Alabama        |

| Conference Wins |                |
|-----------------|----------------|
| 89              | Kentucky       |
| 71              | Tennessee      |
| <b>70</b>       | <b>Florida</b> |
| 69              | Arkansas       |
| 67              | LSU            |

| Road Conference Wins |                      |
|----------------------|----------------------|
| 36                   | Kentucky             |
| <b>29</b>            | <b>Florida</b>       |
| 26                   | Arkansas, Tennessee  |
| 25                   | Alabama, Auburn, LSU |
| 23                   | South Carolina       |
| 22                   | Texas A&M            |

| Non-Conference Wins vs. Power Conference Opponents |                      |
|--|----------------------|
| <b>23</b>  | <b>Florida</b>       |
| 20   | Kentucky             |
| 18   | Tennessee, Texas A&M |
| 14   | Arkansas, Auburn     |

| Top-25 Road Wins |   |
|------------------|---|
| 5                | Kentucky                                      |
| <b>4</b>         | <b>Florida</b> , Ark., Auburn, South Carolina |
| 3                | Alabama, LSU, Ole Miss, Tenn., Texas A&M      |
| 1                | Georgia, Missouri, Vanderbilt                 |
| 0                | Mississippi State                             |

| Top-25 Wins in Away/Neutral Games |                                      |
|-----------------------------------|--------------------------------------|
| 16                                | Kentucky (5/11)                      |
| <b>12</b>                         | <b>Florida</b> (4/8)                 |
| 10                                | Auburn (4/6)                         |
| 9                                 | Tennessee (3/6)                      |
| 8                                 | South Carolina (4/4)                 |
| 7                                 | Alabama (3/4)                        |
| 6                                 | Arkansas (4/2), Texas A&M (3/3)      |
|                                   | <i>(Away/Neutral in parentheses)</i> |

| Overall Top-25 Wins |                |
|---------------------|----------------|
| 26                  | Kentucky       |
| 22                  | Alabama        |
| <b>20</b>           | <b>Florida</b> |
| 18                  | Tennessee      |
| 15                  | South Carolina |

| Top-10 Wins |                                  |
|-------------|----------------------------------|
| 10          | Kentucky                         |
| 7           | Tennessee                        |
| <b>6</b>    | <b>Florida</b>                   |
| 5           | Alabama, South Carolina          |
| 4           | Arkansas, Auburn, LSU, Texas A&M |

## 2021-22 SEC RANKINGS

| Category      | Player          | Stat | Rank |
|---------------|-----------------|------|------|
| Scoring       | Castleton       | 15.7 | 8    |
| Rebounds      | Castleton       | 9.1  | 3    |
| Off. Rebounds | Castleton       | 3.2  | 2    |
| Def. Rebounds | Castleton       | 5.9  | 5    |
| FG Pct.       | Castleton       | .545 | 3    |
| 3-Pt. FG Pct. | Felder          | .412 | *    |
| 3-Pt. FG Made | Jones           | 2.0  | 9    |
|               | Appleby         | 1.8  | 13   |
| FT Pct.       | Appleby         | .869 | 3    |
|               | Fleming         | .775 | 10   |
| Assists       | Appleby         | 3.7  | 11   |
| Steals        | Appleby/Fleming | 1.4  | ^    |
| Blocked Shots | Castleton       | 2.7  | 2    |
| A/TO Ratio    | Appleby         | 1.5  | 12   |
| Minutes       | Castleton       | 29.1 | ^    |

\*Does not qualify for SEC rankings; ^Not among SEC leaders

## INDIVIDUAL HONORS

**Tyree Appleby**  
Fort Myers Tip-Off All-Tournament Team

**Colin Castleton**  
Preseason All-SEC (1st team, media & coaches)  
Kareem Abdul-Jabbar Award Watch List  
SEC Player of the Week (Nov. 15)  
Fort Myers Tip-Off MVP  
Orange Bowl Classic MVP

**Anthony Duruji**  
Senior CLASS Award Candidate

**Phlandrous Fleming Jr.**  
Fort Myers Tip-Off All-Tournament Team

## CHASING UF TOP 10 RANKINGS

| Player          | Category               | Has | Top 10 |
|-----------------|------------------------|-----|--------|
| Colin Castleton | Blocked Shots (Career) | 110 | 115    |

## TRACKING FLORIDA RECORDS

### Blocked Shots by a Transfer (UF Career Total)

|    |                        |                     |                 |            |
|----|------------------------|---------------------|-----------------|------------|
| 1. | <b>Colin Castleton</b> | <b>2020-present</b> | <b>Michigan</b> | <b>110</b> |
| 2. | John Egbunu            | 2015-17             | USF             | 84         |
| 3. | Dorian Finney-Smith    | 2013-16             | Virginia Tech   | 69         |

### Assists by a Transfer (UF Career Total)

|    |                      |                     |                   |            |
|----|----------------------|---------------------|-------------------|------------|
| 1. | Dorian Finney-Smith  | 2013-16             | Virginia Tech     | 195        |
| 2. | <b>Tyree Appleby</b> | <b>2020-present</b> | <b>Cleve. St.</b> | <b>183</b> |
| 3. | Jason Williams       | 1997-98             | Marshall          | 134        |
| 4. | Mike Rosario         | 2011-13             | Rutgers           | 103        |

### Steals by a Transfer (UF Career Total)

|    |                      |                     |                   |           |
|----|----------------------|---------------------|-------------------|-----------|
| 1. | Dorian Finney-Smith  | 2013-16             | Virginia Tech     | 81        |
| 2. | <b>Tyree Appleby</b> | <b>2020-present</b> | <b>Cleve. St.</b> | <b>76</b> |
| 3. | Jason Williams       | 1997-98             | Marshall          | 53        |
| 4. | Jalen Hudson         | 2017-19             | Virginia Tech     | 50        |
|    | Mike Rosario         | 2011-13             | Rutgers           | 50        |

### Points by a Transfer (UF Career Total)

|     |                        |                     |                     |            |
|-----|------------------------|---------------------|---------------------|------------|
| 1.  | Dorian Finney-Smith    | 2013-16             | Virginia Tech       | 1,220      |
| 2.  | Jalen Hudson           | 2017-19             | Virginia Tech       | 861        |
| 3.  | Vernon Macklin         | 2009-11             | Georgetown          | 787        |
| 4.  | Mike Rosario           | 2011-13             | Rutgers             | 655        |
| 5.  | <b>Colin Castleton</b> | <b>2020-present</b> | <b>Michigan</b>     | <b>626</b> |
| 6.  | John Egbunu            | 2015-17             | USF                 | 578        |
| 7.  | <b>Tyree Appleby</b>   | <b>2020-present</b> | <b>Cleve. St.</b>   | <b>571</b> |
| 8.  | Egor Koulechov         | 2017-18             | Rice                | 468        |
| 9.  | Justin Leon            | 2015-17             | Shawnee CC          | 448        |
| 10. | Canyon Barry           | 2016-17             | Coll. of Charleston | 399        |
| 11. | Kerry Blackshear Jr.   | 2019-20             | Virginia Tech       | 396        |
| 12. | <b>Anthony Duruji</b>  | <b>2020-present</b> | <b>LA Tech</b>      | <b>389</b> |
| 13. | Jason Williams         | 1997-98             | Marshall            | 341        |

## 2021-22 SEC STANDINGS

|                   | SEC             | Overall           |
|-------------------|-----------------|-------------------|
| Auburn            | 12-2 .857       | 24-3 .889         |
| Kentucky          | 11-3 .786       | 22-5 .815         |
| Arkansas          | 10-4 .714       | 21-6 .778         |
| Tennessee         | 10-4 .714       | 19-7 .731         |
| Alabama           | 7-7 .500        | 17-10 .630        |
| LSU               | 7-7 .500        | 19-8 .704         |
| <b>FLORIDA</b>    | <b>7-7 .500</b> | <b>17-10 .630</b> |
| Mississippi State | 7-7 .500        | 16-11 .593        |
| South Carolina    | 7-7 .500        | 16-10 .615        |
| Vanderbilt        | 6-8 .429        | 14-12 .539        |
| Texas A&M         | 5-9 .357        | 16-11 .593        |
| Missouri          | 4-10 .286       | 10-17 .370        |
| Ole Miss          | 4-10 .286       | 13-14 .482        |
| Georgia           | 1-13 .071       | 6-21 .222         |

## AP TOP 25

- Gonzaga (61)
- Arizona
- \*Auburn
- Purdue
- Kansas
- \*Kentucky
- Duke
- Villanova
- Texas Tech
- Baylor
- Providence
- UCLA
- Wisconsin
- Houston
- Illinois
- USC
- \*Tennessee
- \*Arkansas
- Murray State
- Texas
- UConn
- \*Ohio State
- Saint Mary's
- \*Alabama
- Iowa

## COACHES TOP 25

- Gonzaga (32)
- Arizona
- \*Kentucky
- \*Auburn
- Kansas
- Duke
- Purdue
- Villanova
- Texas Tech
- Providence
- Baylor
- Wisconsin
- UCLA
- Illinois
- Houston
- USC
- \*Tennessee
- \*Arkansas
- \*Ohio State
- UConn
- Murray State
- Texas
- Saint Mary's
- Michigan State
- \*Alabama

\*2021-22 Florida Opponent

## FLORIDA IN THE POLLS & RATINGS

| Date      | AP | Coaches | NET | KenPom | Sagarin | BPI |
|-----------|----|---------|-----|--------|---------|-----|
| Preseason | -  | -       | *   | 25     | *       | *   |
| Nov. 15   | 24 | *       | *   | 23     | 34      | 23  |
| Nov. 22   | 23 | 24      | *   | 18     | 28      | 17  |
| Nov. 29   | 14 | 12      | *   | 10     | 19      | 13  |
| Dec. 6    | 20 | 16      | 22  | 19     | 22      | 16  |
| Dec. 13   | -  | RV      | 62  | 28     | 35      | 23  |
| Dec. 20   | -  | RV      | 59  | 30     | 35      | 24  |
| Dec. 27   | -  | RV      | 52  | 30     | 31      | 22  |
| Jan. 3    | -  | RV      | 44  | 28     | 30      | 25  |
| Jan. 10   | -  | -       | 51  | 35     | 35      | 28  |
| Jan. 17   | -  | -       | 46  | 37     | 36      | 28  |
| Jan. 24   | RV | -       | 34  | 30     | 29      | 20  |
| Jan. 31   | -  | -       | 41  | 41     | 35      | 28  |
| Feb. 7    | -  | -       | 44  | 49     | 34      | 30  |
| Feb. 14   | -  | -       | 49  | 54     | 39      | 37  |
| Feb. 21   | -  | -       | 49  | 50     | 42      | 36  |

\*No new ranking

# NOTES AND CHARTS

## UF STRONG IN NON-CONFERENCE

- The Gators posted a 10-3 record in non-conference action, matching the team's best non-conference record under White.
- Florida recorded wins vs. ACC, Big Ten, Big 12 and Pac-12 opponents in the same season for the first time in program history.

| Season  | Notable Wins   | Non-Conf. Record |
|---------|--|------------------|
| 2021-22 | Florida State, vs. Cal, vs. Ohio State, Oklahoma State | 10-3             |
| 2020-21 | vs. Boston College, at West Virginia                   | 4-1              |
| 2019-20 | vs. Miami, vs. Xavier, vs. Providence,                 | 8-5              |
| 2018-19 | vs. Stanford, vs. West Virginia, Butler                | 8-5              |
| 2017-18 | vs. Stanford, vs. Gonzaga, vs. Cincinnati, Baylor      | 9-4              |
| 2016-17 | vs. Seton Hall, vs. Miami, at Oklahoma                 | 10-3             |
| 2015-16 | vs. Oklahoma State, West Virginia                      | 9-4              |

## GETTING DEFENSIVE

- The Gators stifled Vanderbilt for 42 points, the second-fewest by an SEC opponent under Mike White. UF held the Commodores to 14 points in the second half on 3-for-22 shooting, 0-for-9 from 3-point range.
- Florida's 45 points allowed vs. Milwaukee and Troy are both the sixth-fewest points the Gators have allowed under Mike White.
- This season is the first under White that the Gators have allowed 45 or fewer points multiple times in the same season, doing so three times to date. The Gators have allowed 47 points or fewer at least once per season under White.

### Fewest Points Allowed under Mike White

|                      |                            |           |
|----------------------|----------------------------|-----------|
| March 18, 2017       | vs. Virginia (NCAA Tourn.) | 39        |
| Dec. 6, 2020         | Stetson                    | 40        |
| Feb. 10, 2018        | at South Carolina          | 41        |
| Nov. 13, 2015        | at Navy                    | 41        |
| <b>Jan. 22, 2022</b> | <b>Vanderbilt</b>          | <b>42</b> |
| Dec. 29, 2018        | Butler                     | 43        |
| <b>Nov. 28, 2021</b> | <b>Troy</b>                | <b>45</b> |
| <b>Nov. 18, 2021</b> | <b>Milwaukee</b>           | <b>45</b> |
| Nov. 9, 2018         | Charleston Southern        | 46        |
| Dec. 17, 2016        | vs. Charlotte              | 46        |
| Jan. 18, 2020        | #4 Auburn                  | 47        |

## GATORS GAIN HISTORIC WIN

- Florida's win vs. #2 Auburn marked the highest-ranked home win in program history and matched the highest-ranked regular season victory for the Gators. The win vs. Auburn was Florida's fifth all-time against a top-two foe.
- The Gators now have a top-10 win in four consecutive seasons and in six of seven seasons under Mike White. Four straight seasons with a top-10 victory matches the second-longest such streak in program history (5, 2002-2007; 4, 1997-2001).

### Highest-Ranked Wins in Florida History

| Date                 | Opponent  | Result          |
|----------------------|---|-----------------|
| April 2, 2007        | vs. #1 Ohio State (NCAA Tournament, at Atlanta) | W, 84-75        |
| March 24, 2000       | vs. #1 Duke (NCAA Tournament, at Syracuse)      | W, 87-78        |
| <b>Feb. 19, 2022</b> | <b>#2 Auburn</b>                                | <b>W, 63-62</b> |
| Nov. 27, 2009        | vs. #2 Michigan State (at Atlantic City)        | W, 77-74        |
| Nov. 29, 2002        | vs. #2 Kansas (at New York City)                | W, 83-73        |

## NEVER GIVE IN

- Florida posted its third-largest comeback win of Mike White's tenure rallying from 16 down to defeat Oklahoma State, doing so in its first game without both Colin Castleton and Jason Jitoboh. The Gators forced 12 second-half turnovers and was lights-out from the free throw line, connecting on 33 of 41 attempts.
- The Gators rallied from 10 points down vs. Ohio State to win on Tyree Appleby's buzzer-beating 3-pointer, the first time this season that Florida faced a deficit greater than four points. Mike White called timeout trailing 47-37 with 12:58 to play, and the Gators immediately responded with an 8-0 run to get within two. OSU pushed the margin back to seven, 63-56, with 4:55 to play and led by two within the final minute before Appleby's heroic shot.
- The Gators battled back similarly against Mississippi State, falling behind 35-25 in the first half. UF rallied to tie the game at 52 with 11:49 to play before MSU pushed its lead back to eight. The Bulldogs hit a 3-pointer at the 7:20 mark to go up by seven, but the Gators outscored them 23-8 down the stretch, including a 14-0 run that sealed the game.
- Florida has also bounced back from nine points down, doing so in back-to-back games first with 8:00 to play at Missouri and a second time at halftime vs. Ole Miss.

### Comeback Wins of 9+ Points | This Season

| Date          | Opponent          | Largest Deficit | Time       | Final      |
|---------------|-------------------|-----------------|------------|------------|
| Jan. 29, 2022 | Oklahoma State    | 16, 32-16       | 6:28, 1st  | 81-72      |
| Jan. 19, 2022 | Mississippi State | 10, 35-25       | 3:44, 1st  | 80-72      |
| Nov. 24, 2021 | vs. Ohio State    | 10, 47-37       | 12:58, 2nd | 71-68      |
| Feb. 2, 2022  | at Missouri       | 9, 52-43        | 8:04, 2nd  | 66-65      |
| Feb. 5, 2022  | Ole Miss          | 9, 30-21        | Half       | 62-57 (OT) |
| Feb. 19, 2022 | Auburn            | 9, 35-26        | 15:22, 2nd | 63-62      |

- Florida has 13 wins under Mike White that featured a double-digit rally and have had multiple such victories in four consecutive seasons.

### Double-Digit Comeback Wins Under White (13) | Since 2015-16 Season

| Date                 | Opponent                 | Largest Deficit  | Time              | Final        |
|----------------------|--------------------------|------------------|-------------------|--------------|
| <b>Jan. 29, 2022</b> | <b>Oklahoma State</b>    | <b>16, 32-16</b> | <b>6:28, 1st</b>  | <b>81-72</b> |
| <b>Jan. 19, 2022</b> | <b>Mississippi State</b> | <b>10, 35-25</b> | <b>3:44, 1st</b>  | <b>80-72</b> |
| <b>Nov. 24, 2021</b> | <b>vs. Ohio State</b>    | <b>10, 47-37</b> | <b>12:58, 2nd</b> | <b>71-68</b> |
| Feb. 27, 2021        | at Kentucky              | 10, 26-16        | 10:52, 1st        | 71-67        |
| Dec. 2, 2020         | vs. Army                 | 12, 27-15        | 9:21, 1st         | 76-69        |
| March 4, 2020        | at Georgia               | 13, 19-6         | 15:01, 1st        | 68-54        |
| Feb. 5, 2020         | Georgia                  | 22, 52-30        | 16:43, 2nd        | 81-75        |
| Jan. 4, 2020         | Alabama                  | 21, 46-25        | 2:19, 1st         | 104-98 (2OT) |
| March 15, 2019       | vs. LSU                  | 13, 42-29        | 16:52, 2nd        | 76-73        |
| Feb. 23, 2019        | Missouri                 | 12, 40-28        | 17:01, 2nd        | 64-60        |
| Jan. 22, 2019        | Texas A&M                | 13, 48-35        | 19:21, 2nd        | 81-72        |
| Jan. 6, 2018         | at Missouri              | 12, 24-12        | 10:58, 1st        | 77-75        |
| March 24, 2017       | vs. Wisconsin            | 11, 24-13        | 8:09, 1st         | 84-83 (OT)   |

## NEED A RALLY? THERE'S AN APP FOR THAT.

- Tyree Appleby has been the consistent spark in Florida's comeback wins, particularly helping UF rally in three consecutive games against Oklahoma State, Missouri and Ole Miss.
- Appleby capped the rally vs. Ohio State with a buzzer-beating 25-foot 3-pointer to win the Fort Myers Tip-Off Classic.
- The point guard posted 21 points against Oklahoma State, then his most as a Gator.
- Appleby added 17 points, all in the second half, against Mizzou. He shot 10-for-10 from the free throw line, including a pair with 7.9 seconds left to lift UF to a one-point victory vs. the Tigers.
- Against Ole Miss, Appleby earned his first double-double at Florida with 10 points and 10 assists, including a 7-for-8 performance from the free throw line in the overtime period.
- Appleby scored 20 of his 26 points vs. #2 Auburn in the second half, shooting 4-for-6 from beyond the arc in the final 20 minutes (5-for-10 in the game).

# NOTES AND CHARTS

## KING OF THE CASTLE

- Colin Castleton earned SEC Player of the Week honors in the opening week of the season, powered by his double-double against Florida State. It marked Florida's fifth double-double with 5+ blocked shots since 1996, the second by Castleton. He and Joakim Noah are the only Gators in that span with a 15/15/5 game.

### Double-Doubles with 5+ blocked shots by a Gator | Since 1996

| Player                 | Result          | Date                 | Opponent             | Pts       | Reb       | Blk      |
|------------------------|-----------------|----------------------|----------------------|-----------|-----------|----------|
| <b>Colin Castleton</b> | <b>W, 71-55</b> | <b>Nov. 14, 2021</b> | <b>Florida State</b> | <b>15</b> | <b>16</b> | <b>6</b> |
| Colin Castleton        | W, 72-63        | Jan. 12, 2021        | Ole Miss             | 21        | 10        | 8        |
| Patric Young           | W, 58-40        | Nov. 20, 2012        | Savannah State       | 13        | 11        | 6        |
| Joakim Noah            | W, 75-62        | March 26, 2006       | vs. Villanova        | 21        | 15        | 5        |
| Joakim Noah            | W, 57-53        | March 24, 2006       | vs. Georgetown       | 15        | 10        | 5        |

- Castleton also became the fourth Gator since 1996 to post multiple games with 15 points and 15 rebounds in a game. He's the third to do so in the same season (Speights, Haslem) and second to do so against power conference opponents (Haslem).

### Gators with Multiple 15-Point, 15-Rebound Games | Since 1996

| Player                 | Result          | Date                 | Opponent                | Pts       | Reb       |
|------------------------|-----------------|----------------------|-------------------------|-----------|-----------|
| <b>Colin Castleton</b> | <b>W, 71-55</b> | <b>Nov. 14, 2021</b> | <b>Florida State</b>    | <b>15</b> | <b>16</b> |
| <b>Colin Castleton</b> | <b>L, 55-56</b> | <b>Feb. 15, 2022</b> | <b>at Texas A&amp;M</b> | <b>15</b> | <b>15</b> |
| Marreese Speights      | L, 66-78        | April 1, 2008        | vs. UMass               | 16        | 18        |
| Marreese Speights      | W, 88-70        | Jan. 2, 2008         | High Point              | 24        | 15        |
| Al Horford             | W, 112-69       | March 16, 2007       | vs. Jackson State       | 15        | 16        |
| Al Horford             | W, 81-58        | Jan. 28, 2006        | Vanderbilt              | 16        | 16        |
| Udonis Haslem          | L, 79-84        | Jan. 19, 2002        | Georgia                 | 18        | 15        |
| Udonis Haslem          | W, 102-70       | Jan. 16, 2002        | LSU                     | 20        | 16        |
| Udonis Haslem          | W, 81-80        | Jan. 10, 2001        | at Mississippi State    | 19        | 16        |

- Castleton blocked six shots in each of the first two games, marking the second time he has posted back-to-back games with six or more swats. He's the first Gator since Dwayne Schintzius to post back-to-back six-block games, with Schintzius blocking seven shots against Florida State and Ohio State on Dec. 12 and 16, 1987.
- Castleton blocked eight shots in the win at South Carolina, matching a career high and marking his seventh career game with at least five blocks and third of this season. Six of the seven such games have come vs. power conference opponents.

## GATORS PROTECTING THE RIM

- Colin Castleton isn't the only Gator swatting shots. Tuongthach Gatkek posted his first five-block game in the win at Missouri. Gatkek and Castleton are just the third pair of Florida teammates with a 5-block game in a season since 1996. Castleton and Omar Payne did so in 2020-21, and Al Horford and Joakim Noah accomplished the feat in both 2005-06 and 2006-07.

### Gators with 5+ Blocked Shots | This Season

| Player            | Result   | Date          | Opponent          | Pts | Reb | Blk |
|-------------------|----------|---------------|-------------------|-----|-----|-----|
| Tuongthach Gatkek | W, 66-65 | Feb. 2, 2022  | at Missouri       | 0   | 4   | 5   |
| Colin Castleton   | W, 71-63 | Jan. 15, 2022 | at South Carolina | 10  | 7   | 8   |
| Colin Castleton   | W, 71-55 | Nov. 14, 2021 | Florida State     | 15  | 16  | 6   |
| Colin Castleton   | W, 74-61 | Nov. 9, 2021  | Elon              | 18  | 5   | 6   |

## DURUJI POSTS CAREER NIGHT

- Anthony Duruji scored 18 of his 22 points vs. Mississippi State in the second half, helping the Gators rally from 10 down in the first half and seven down with 7:20 to play to secure the win. With five steals as well, he became the fifth Gator since 1996 and the first in nearly 13 years to post 22 points and five steals in a game. Of the eight such performances, Duruji's is the fourth to come vs. an SEC foe.

### Gators With 22+ Points and 5+ Steals in SEC Play | Since 1996

| Player                | Result          | Date                 | Opponent                 | Pts       | Stl      |
|-----------------------|-----------------|----------------------|--------------------------|-----------|----------|
| <b>Anthony Duruji</b> | <b>W, 80-72</b> | <b>Jan. 19, 2022</b> | <b>Mississippi State</b> | <b>22</b> | <b>5</b> |
| Nick Calathes         | W, 83-74        | Feb. 18, 2009        | Alabama                  | 22        | 5        |
| Brett Nelson          | W, 102-70       | Jan. 16, 2002        | LSU                      | 26        | 5        |
| Jason Williams        | W, 81-64        | Feb. 11, 1998        | Auburn                   | 26        | 5        |

## STYLE POINTS

- Under Mike White, the Gators have 17 wins of 20+ points vs. power conference opponents, with 10 coming in neutral or road games.
- The Gators have multiple 20-point wins against ACC, Big 12, Big Ten and Pac-12 foes, claiming seven of those nine victories outside of Gainesville. Eight 20-point wins have been vs. SEC competition, and three of those were against AP top-10 teams.

### 20-Point Wins vs. Power Conference Non-SEC Teams (9)

|                  |                    |     |        |
|------------------|--------------------|-----|--------|
| January 28, 2017 | at Oklahoma        | +32 | 84-52  |
| March 18, 2017   | vs. Virginia       | +26 | 65-39  |
| Nov. 23, 2017    | vs. Stanford       | +21 | 108-87 |
| Jan. 27, 2018    | Baylor             | +21 | 81-60  |
| Nov. 22, 2018    | vs. Stanford       | +23 | 72-49  |
| Dec. 29, 2018    | Butler             | +34 | 77-43  |
| Dec. 17, 2019    | vs. Providence     | +32 | 83-51  |
| Dec. 3, 2020     | vs. Boston College | +20 | 90-70  |
| Nov. 22, 2021    | vs. California     | +20 | 80-60  |

## GATORS FACED STOUT SEC START

- Florida opened its SEC schedule with three straight games vs. ranked opponents, just the fourth time the Gators have faced such a stretch in SEC play and the first to open the conference schedule.

## UNDER PRESSURE

- Florida's pressure defense has been turning opponents over at a high rate, including a 28-turnover, 21-steal performance vs. North Florida, both the high marks for a Mike White-coached Florida team.

# HEAD COACH MIKE WHITE

## YEAR-BY-YEAR COACHING RECORD

| Year           | School           | Overall             | League             | Postseason                          |
|----------------|------------------|---------------------|--------------------|-------------------------------------|
| 2011-12        | Louisiana Tech   | 18-16 .529          | 6-8 .429           |                                     |
| 2012-13        | Louisiana Tech   | 27-7 .794           | 16-2 .889          | NIT 2nd Round (1-1)                 |
| 2013-14        | Louisiana Tech   | 29-8 .784           | 13-3 .813          | NIT Quarterfinals (2-1)             |
| 2014-15        | Louisiana Tech   | 27-9 .750           | 15-3 .833          | NIT Quarterfinals (2-1)             |
| 2015-16        | Florida          | 21-15 .583          | 9-9 .500           | NIT Quarterfinals (2-1)             |
| 2016-17        | Florida          | 27-9 .750           | 14-4 .778          | NCAA Elite Eight (3-1)              |
| 2017-18        | Florida          | 21-13 .618          | 11-7 .611          | NCAA 2nd Round (1-1)                |
| 2018-19        | Florida          | 20-16 .556          | 9-9 .500           | NCAA 2nd Round (1-1)                |
| 2019-20        | Florida          | 19-12 .613          | 11-7 .611          | No postseason tournaments held      |
| 2020-21        | Florida          | 15-10 .600          | 9-7 .563           | NCAA 2nd Round (1-1)                |
| 2021-22        | Florida          | 17-10 .630          | 7-7 .500           |                                     |
| <b>Overall</b> | <b>11th Year</b> | <b>241-125 .658</b> | <b>120-66 .645</b> | <b>8 postseasons (13-8)</b>         |
| <b>At UF</b>   | <b>7th Year</b>  | <b>140-85 .622</b>  | <b>70-50 .583</b>  | <b>5 postseasons (8-5/6-4 NCAA)</b> |



## WHITE'S WIN-LOSS BREAKDOWN

|   | 2021-22      | Florida       | Overall        |
|---|--------------|---------------|----------------|
| <b>Overall</b>                          | <b>17-10</b> | <b>140-85</b> | <b>241-125</b> |
| Home                                    | 12-3         | 71-26         | 127-31         |
| Away                                    | 2-5          | 35-40         | 69-69          |
| Neutral                                 | 3-1          | 34-18         | 45-24          |
| <b>vs. Conference</b>                   | <b>7-7</b>   | <b>70-50</b>  | <b>120-66</b>  |
| vs. Conference Home                     | 5-2          | 41-19         | 70-23          |
| vs. Conference Away                     | 2-5          | 29-31         | 50-43          |
| <b>vs. Non-Conference (Reg. Season)</b> | <b>10-3</b>  | <b>59-26</b>  | <b>99-43</b>   |
| vs. Non-Conference Home                 | 7-1          | 30-8          | 55-9           |
| vs. Non-Conference Away                 | 0-1          | 4-9           | 14-23          |
| vs. Non-Conference Neutral              | 3-1          | 24-9          | 30-11          |
| <b>Postseason Play</b>                  | <b>0-0</b>   | <b>12-9</b>   | <b>22-16</b>   |
| Conference Tournament                   | 0-0          | 4-5           | 9-9            |
| NCAA Tournament                         | 0-0          | 6-4           | 6-4            |
| NIT                                     | 0-0          | 2-1           | 7-4            |
| vs. AP Top 25                           | 2-5          | 20-35         | 20-36          |
| vs. AP Top 15                           | 1-4          | 10-20         | 8-21           |
| vs. AP Top 10                           | 1-2          | 6-15          | 6-16           |
| vs. AP Top 5                            | 1-1          | 2-7           | 2-7            |
| vs. AP No. 1                            | 0-0          | 0-4           | 0-4            |
| <b>Overtime</b>                         | <b>0-0</b>   | <b>7-3</b>    | <b>10-6</b>    |
| November                                | 6-0          | 32-8          | 51-15          |
| December                                | 3-3          | 24-15         | 44-25          |
| January                                 | 4-5          | 36-24         | 60-31          |
| February                                | 4-2          | 32-20         | 55-26          |
| March                                   | 0-0          | 16-18         | 31-28          |
| Sunday                                  | 2-1          | 8-9           | 14-12          |
| Monday                                  | 1-2          | 4-3           | 11-5           |
| Tuesday                                 | 1-1          | 26-16         | 34-18          |
| Wednesday                               | 6-4          | 28-15         | 37-21          |
| Thursday                                | 1-0          | 17-0          | 46-9           |
| Friday                                  | 0-0          | 12-6          | 19-9           |
| Saturday                                | 6-2          | 45-36         | 81-51          |
| Scoring 49 or fewer                     | 0-0          | 0-1           | 0-2            |
| Scoring 50-59                           | 0-5          | 4-25          | 12-33          |
| Scoring 60-69                           | 5-2          | 22-31         | 40-50          |
| Scoring 70-79                           | 5-3          | 53-24         | 91-32          |
| Scoring 80-89                           | 7-0          | 42-2          | 66-6           |
| Scoring 90-99                           | 0-0          | 10-1          | 19-1           |
| Scoring 100+                            | 0-0          | 9-0           | 14-0           |
| Allowing 49 or fewer                    | 3-0          | 13-0          | 30-0           |
| Allowing 50-59                          | 4-1          | 32-4          | 57-4           |
| Allowing 60-69                          | 8-2          | 59-24         | 91-30          |
| Allowing 70-79                          | 2-5          | 27-36         | 51-57          |
| Allowing 80-89                          | 0-2          | 6-18          | 9-29           |
| Allowing 90-99                          | 0-0          | 2-2           | 4-4            |
| Allowing 100+                           | 0-0          | 1-0           | 1-0            |

## SCHEDULE STRENGTH

In four of six full seasons under White, the Gators have played the toughest non-conference schedule of any SEC team. Florida's non-conference schedule strength has rated among the top six of all power conference teams every season under White, including #1 twice (2015-16, 2016-17) and #3 in 2019-20. Below is a look at Florida's average schedule strength in KenPom and NCAA RPI/NET rankings over the past six seasons (2015-21).

|                 | KenPom Overall SOS | KenPom Non-Conf. SOS |
|-----------------|--------------------|----------------------|
| <b>Florida</b>  | <b>20.8</b>        | <b>28.6</b>          |
| Kentucky        | 29.2               | 97.8                 |
| Alabama         | 33.8               | 89.8                 |
| Tennessee       | 38.3               | 73.0                 |
| Georgia         | 39.8               | 118.2                |
| Vanderbilt      | 40.0               | 145.0                |
| South Carolina  | 44.0               | 159.2                |
| LSU             | 44.2               | 153.6                |
| Missouri        | 44.8               | 195.6                |
| Auburn          | 46.2               | 132.8                |
| Texas A&M       | 50.0               | 155.2                |
| Arkansas        | 51.5               | 163.4                |
| Ole Miss        | 58.8               | 212.4                |
| Mississippi St. | 62.7               | 247.6                |

## SEC RANKS (2015-21)

|                 | SEC Ws    | Overall Ws | NCAA Ws  | KenPom Avg. Finish |
|-----------------|-----------|------------|----------|--------------------|
| Kentucky        | 77        | 149        | 9        | 19.5               |
| <b>Florida</b>  | <b>63</b> | <b>123</b> | <b>6</b> | <b>26.5</b>        |
| Tennessee       | 61        | 123        | 3        | 45.5               |
| LSU             | 60        | 115        | 3        | 68.3               |
| Arkansas        | 46        | 128        | 4        | 46.0               |
| Alabama         | 58        | 117        | 3        | 56.2               |
| Auburn          | 55        | 123        | 5        | 66.7               |
| South Carolina  | 55        | 108        | 4        | 74.8               |
| Mississippi St. | 51        | 116        | 0        | 59.8               |
| Ole Miss        | 51        | 105        | 0        | 73.3               |
| Texas A&M       | 48        | 104        | 4        | 79.8               |
| Georgia         | 40        | 98         | 0        | 83.3               |
| Missouri        | 35        | 84         | 0        | 100.3              |
| Vanderbilt      | 33        | 79         | 0        | 85.3               |

## WINS VS. RANKED TEAMS (20)

|                |   |       |         |
|----------------|---|-------|---------|
| Jan. 30, 2016  | #9 West Virginia                                    | W     | 88-71   |
| Feb. 4, 2017   | #8 Kentucky   | W     | 88-66   |
| March 18, 2017 | vs. #24 Virginia (at Orlando, NCAA Tournament)      | W     | 65-39   |
| March 24, 2017 | vs. #25 Wisconsin (at NYC, NCAA Tournament)         | W/OT  | 84-83   |
| Nov. 24, 2017  | vs. #17 Gonzaga (at Portland)                       | W/2OT | 111-105 |
| Dec. 9, 2017   | vs. #17 Cincinnati (at Newark)                      | W     | 66-60   |
| Jan. 2, 2018   | at #11 Texas A&M                                    | W     | 83-66   |
| Jan. 20, 2018  | at #18 Kentucky                                     | W     | 66-64   |
| Feb. 24, 2018  | #12 Auburn  | W     | 72-66   |
| March 3, 2018  | #23 Kentucky  | W     | 80-67   |
| Feb. 20, 2019  | at #13 LSU  | W/OT  | 82-77   |
| March 15, 2019 | vs. #9 LSU (at Nashville, SEC Tournament)           | W     | 76-73   |
| March 21, 2019 | vs. #20 Nevada (at Des Moines, NCAA Tournament)     | W     | 70-61   |
| Nov. 25, 2019  | vs. #18 Xavier (at Charleston)                      | W     | 70-65   |
| Jan. 18, 2020  | #4 Auburn   | W     | 69-47   |
| Jan. 19, 2021  | #6 Tennessee  | W     | 75-49   |
| Jan. 30, 2021  | at #11 West Virginia                                | W     | 85-80   |
| March 19, 2021 | vs. #25 Va. Tech (at Indianapolis, NCAA Tournament) | W/OT  | 75-70   |
| Nov. 14, 2021  | #20 Florida State                                   | W     | 71-55   |
| Feb. 19, 2022  | #2 Auburn   | W     | 63-62   |



# THE LAST TIME...

## INDIVIDUAL PERFORMANCES

**20 Points:** 26, Tyree Appleby, vs. Auburn, 2/19/22  
**25 Points:** 26, Tyree Appleby, vs. Auburn, 2/19/22  
**30 Points:** 30, Tre Mann, vs. Tennessee (SEC Tournament), 3/12/21  
**35 Points:** 35, Jalen Hudson, vs. Gonzaga (at Portland), 11/24/17  
**40 Points:** 40, Eugene McDowell, vs. Biscayne, 12/21/82  
**50 Points:** 54, Tony Miller, vs. Chicago State, 2/29/72  
**20 Points in a Half:** 20, Tyree Appleby, 2nd half vs. Auburn, 2/19/22

**10 Rebounds:** 15, Colin Castleont, at Texas A&M, 2/15/22  
**12 Rebounds:** 15, Colin Castleton, at Texas A&M, 2/15/22  
**15 Rebounds:** 15, Colin Castleton, at Texas A&M, 2/15/22  
**20 Rebounds:** 20, Andrew DeClercq, vs. Kentucky, 1/18/94  
**25 Rebounds:** 25, Neal Walk, vs. Georgia, 3/1/69  
**30 Rebounds:** 31, Neal Walk, vs. Alabama, 1/27/68  
**5 Offensive Rebounds:** 7, Colin Castleton, at Texas A&M, 2/15/22  
**10 Rebounds in a Half:** 10, Colin Castleton, 1st half at Texas A&M, 2/15/22

**10 Assists:** 10, Tyree Appleby, vs. Ole Miss, 2/5/22  
**12 Assists:** 13, Andrew Nembhard, vs. Long Beach State, 12/28/19  
**15 Assists:** 17, Jason Williams, vs. Duquesne, 12/3/97

**Made 8 Field Goals:** 9-for-17, Colin Castleton, vs. North Florida, 12/8/21  
**Made 10 Field Goals:** 11-for-13, Colin Castleton, at Vanderbilt, 12/30/20  
**Made 12 Field Goals:** 12-for-15, John Egbunu, vs. Kentucky, 3/1/16

**Attempted 15 Field Goals:** 7-for-15, Tyree Appleby, vs. Auburn, 2/19/22  
**Attempted 20 Field Goals:** 11-for-20, Jalen Hudson, vs. LSU, 3/6/19  
**Attempted 25 Field Goals:** 9-for-26, Anthony Roberson, vs. Tennessee, 1/19/05

**Made 5 3-Pointers:** 5-for-10, Tyree Appleby, vs. Auburn, 2/19/22  
**Made 6 3-Pointers:** 7-for-11, Myreon Jones, vs. Georgia, 2/9/22  
**Made 7 3-Pointers:** 7-for-11, Myreon Jones, vs. Georgia, 2/9/22  
**Made 8 3-Pointers:** 8-for-10, KeVaughn Allen, vs. Texas A&M, 1/22/19  
**Made 9+ 3-Pointers:** 11-for-18, Michael Frazier II, at South Carolina, 3/4/14

**Back-to-Back Games, 5+ 3FGM:** Noah Locke, 5-for-10 at Texas A&M, 2/12/20; 6-for-8 vs. Vanderbilt, 2/15/20  
**Shot 100% from 3 (min. 5 att.):** 5-for-5, Egor Koulechov, vs. Stanford (at Portland), 11/23/17

**Attempted 10 3-Pointers:** 5-for-10, Tyree Appleby, vs. Auburn, 2/19/22  
**Attempted 12 3-Pointers:** 3-for-12, Myreon Jones, vs. Alabama, 1/5/22  
**Attempted 15 3-Pointers:** 5-for-15, Noah Locke, vs. South Carolina, 1/5/19

**Made 10 Free Throws:** 10-for-10, Tyree Appleby, at Missouri, 2/2/22  
**Made 12 Free Throws:** 15-for-17, Keyontae Johnson, vs. Arkansas, 2/18/20  
**Made 15 Free Throws:** 15-for-17, Keyontae Johnson, vs. Arkansas, 2/18/20

**Attempted 10 Free Throws:** 10-for-10, Tyree Appleby, at Missouri, 2/2/22  
**Attempted 15 Free Throws:** 15-for-17, Keyontae Johnson, vs. Arkansas, 2/18/20  
**Attempted 20 Free Throws:** 19-for-22, Joakim Noah, vs. Georgia, 3/1/06

**4 Blocks:** 4, Colin Castleton, vs. Georgia, 2/9/22  
**5 Blocks:** 5, Tuongthach Gatkek, at Missouri, 2/2/22  
**6/7/8 Blocks:** 8, Colin Castleton, at South Carolina, 1/15/22

**4 Steals:** 4, Phlandrous Fleming Jr., vs. Georgia, 2/9/22  
**5 Steals:** 5, Anthony Duruji, vs. Mississippi State, 1/19/22  
**6 Steals:** 6, Kevarius Hayes, vs. Virginia (NCAA Tournament), 3/16/17  
**7 Steals:** 7, Dan Werner, vs. Georgia, 2/9/08

**4-Point Play:** Tyree Appleby, vs. Mississippi State, 1/19/22  
**2 4-Point Plays:** Canyon Barry, vs. Georgia, 1/14/17

**Double-Double with Points/Rebounds:** Colin Castleton, at Texas A&M, 2/15/22, 15p/15r  
**Double-Double with Points/Assists:** Tyree Appleby, vs. Ole Miss, 2/5/22, 10p/10a  
**Triple-Double:** Chris Chiozza, vs. Missouri, 2/2/17, 12p/12r/10a  
**2 Straight Points/Rebounds Double-Doubles:** Colin Castleton, vs. Florida State, 11/14/21, 15p/16r; vs. Milwaukee, 11/18/21, 19p/10r  
**2 Straight Points/Assists Double-Doubles:** Chris Chiozza, vs. Stanford (at Portland), 11/23/17, 14p/11a; vs. Gonzaga (at Portland), 11/24/17, 26p/10a  
**3 Straight Double-Doubles:** Kerry Blackshear Jr., vs. North Florida, 11/6/19, 20p/10r; vs. Florida State, 11/10/19, 10p/13r; vs. Towson 13p/13r, 11/14/19  
**4 Straight Double-Doubles:** David Lee, vs. Vanderbilt, 2/23/05, 13p/14r; at South Carolina, 2/27/05, 13p/14r; at Georgia, 3/2/05, 17p/13r; vs. Kentucky, 3/6/05, 11p/10r  
**5+ Points, Rebounds, Assists, Steals:** Kasey Hill, vs. Ole Miss, 1/3/17, 8p/5r/5a/6s

**20 Points & 10 Assists:** Chris Chiozza, vs. Gonzaga (at Portland), 11/24/17, 26 points/10 assists  
**20 Points & 10 Rebounds:** Colin Castleton, at Auburn, 1/8/22, 22 points/10 rebounds  
**15 Points & 15 Rebounds:** Colin Castleton, at Texas A&M, 2/15/22, 15 points/15 rebounds  
**20 Points & 15 Rebounds:** Kerry Blackshear Jr. vs. Alabama, 1/4/20, 24 points/16 rebounds  
**25 Points & 10 Rebounds:** Keyontae Johnson, vs. LSU, 2/26/20, 25 points/11 rebounds  
**25 Points & 15 Rebounds:** Greg Stolt, vs. USF, 12/10/96, 33 points/15 rebounds  
**30 Points & 10 Rebounds:** Joakim Noah, vs. Georgia, 3/1/06, 37 points/11 rebounds  
**30 Points & 15 Rebounds:** Greg Stolt, vs. USF, 12/10/96, 33 points/15 rebounds

## TEAM PERFORMANCES

**85 points:** 87, vs. Stony Brook, 12/22/21  
**90 points:** 91, at Vanderbilt, 12/29/20  
**95/100 Points:** 104, vs. Alabama, 1/4/20  
**105/110 Points:** 111, vs. Gonzaga (at Portland), 11/24/17  
**115 Points:** 116, vs. Gardner-Webb, 11/13/17

**120 Points:** 125, vs. FAMU, 12/10/00  
**130 Points:** 131, vs. New Hampshire, 11/29/99

**50 Rebounds:** 52, vs. Alabama, 1/4/20  
**55 Rebounds:** 56, vs. Missouri, 2/2/17  
**60 Rebounds:** 62, vs. Jackson State (NCAA Tournament), 3/16/07  
**20 Offensive Rebounds:** 20, at Texas A&M, 2/15/22  
**25 Offensive Rebounds:** 27, vs. Bethune-Cookman, 12/11/99

**Made 35 Field Goals:** 37-for-65, at Georgia, 1/23/21  
**Made 40 Field Goals:** 42-for-79, vs. North Florida, 11/16/17  
**Made 45 Field Goals:** 46-for-81, vs. New Hampshire, 11/29/99

**Attempted 65 Field Goals:** 29-for-65, vs. North Florida, 12/8/21  
**Attempted 70 Field Goals:** 33-for-76, vs. Alabama, 1/4/20  
**Attempted 75 Field Goals:** 33-for-76, vs. Alabama, 1/4/20  
**Attempted 80 Field Goals:** 39-for-83, vs. FAU, 11/27/00

**Made 10 3-Pointers:** 10-for-25, vs. Auburn, 2/19/22  
**Made 12 3-Pointers:** 12-for-35, vs. Georgia, 2/9/22  
**Made 15 3-Pointers:** 18-for-37, vs. Texas A&M, 1/22/19  
**Made 18 3-Pointers:** 18-for-37, vs. Texas A&M, 1/22/19

**Attempted 30 3-Pointers:** 7-for-30, at Texas A&M, 2/15/22  
**Attempted 35 3-Pointers:** 12-for-35, vs. Georgia, 2/9/22

**Made 25 Free Throws:** 33-for-41, vs. Oklahoma State, 1/29/22  
**Made 30 Free Throws:** 33-for-41, vs. Oklahoma State, 1/29/22  
**Made 35 Free Throws:** 37-for-42, at Auburn, 2/14/17  
**Made 40 Free Throws:** 40-for-50, vs. Morehead State, 12/22/98

**Attempted 35 Free Throws:** 33-for-41, vs. Oklahoma State, 1/29/22  
**Attempted 40 Free Throws:** 33-for-41, vs. Oklahoma State, 1/29/22  
**Attempted 45 Free Throws:** 28-for-46, vs. West Virginia (at New York City), 12/4/18  
**Attempted 50 Free Throws:** 40-for-50, vs. Morehead State, 12/22/98

**20 Assists:** 20, vs. Stony Brook, 12/22/21  
**25 Assists:** 26, vs. North Florida, 11/27/18  
**30 Assists:** 32, vs. Northeastern, 12/22/03

**10 Steals:** 11, vs. Oklahoma State, 1/29/22  
**15 Steals:** 21, vs. North Florida, 12/8/21  
**20 Steals:** 21, vs. North Florida, 12/8/21  
**25 Steals:** 25, vs. Morehead State, 12/22/98

**Forced 20 Turnovers:** 28, vs. North Florida, 12/8/21  
**Forced 25 Turnovers:** 28, vs. North Florida, 12/8/21  
**Forced 30 Turnovers:** 30, vs. Georgia, 2/5/00  
**Forced 35 Turnovers:** 35, vs. Florida A&M, 12/4/99

**8/9/10/11 Blocked Shots:** 11, at South Carolina, 1/15/22  
**12 Blocked Shots:** 12, vs. South Carolina, 2/3/21

**Had 5/6 Players with 10 Points:** vs. Troy, 11/28/21; Tyree Appleby (12), Myreon Jones (12), Anthony Duruji (11), Phlandrous Fleming Jr. (11), Colin Castleton (10), Brandon McKissic (10)  
**Had 7 Players with 10 Points:** at Auburn, 2/14/17; Canyon Barry (30), KeVaughn Allen (17), Devin Robinson (14), Chris Chiozza (11), Kasey Hill (11), John Egbunu (10), Justin Leon (10)  
**Had 8 Players with 10 Points:** vs. North Carolina A&T, 11/18/10; Kenny Boynton (16), Chandler Parsons (16), Casey Prather (12), Erik Murphy (11), Erving Walker (11), Scottie Wilbekin (11), Patric Young (11), Vernon Macklin (10)

**Had 2 Players with 20 Points:** at Texas A&M, 2/12/20; Andrew Nembhard (24), Noah Locke (21)  
**Had 3 Players with 20 Points:** vs. Gonzaga (at Portland), 11/24/17; Jalen Hudson (35), Chris Chiozza (26), KeVaughn Allen (23)  
**Had 2 Players with 25 Points:** vs. Texas A&M, 1/22/19; KeVaughn Allen (31), Noah Locke (27)  
**Had 2 Players with 30 Points:** vs. Georgia, 3/3/62; Cliff Luyk (36), Tom Barbee (32)

**Had 7 Players Make a 3-Pointer:** 7, vs. Milwaukee, 11/18/21  
**Had 8/9 Players Make a 3-Pointer:** 9, vs. North Florida, 11/27/18  
**Had 2 Players Make 5+ 3-Pointers:** vs. Texas A&M, 1/22/19; KeVaughn Allen (8), Noah Locke (7)

**Had 2 Players with 10 Rebounds:** vs. Maryland (at Brooklyn), 12/12/21; Phlandrous Fleming Jr. (11), Colin Castleton (10)  
**Had 3 Players with 10 Rebounds:** vs. vs. Alabama, 1/4/20; Kerry Blackshear Jr. (16), Keyontae Johnson (12), Scottie Lewis (10)

**Had 2 Players with a Double-Double:** vs. Auburn 1/18/20; Kerry Blackshear Jr. (11 points, 16 rebounds), Omar Payne (19 points, 11 rebounds)  
**Had 3 Players with a Double-Double:** vs. Alabama, 1/4/20; Kerry Blackshear Jr. (24 points, 16 rebounds), Scottie Lewis (15 points, 10 rebounds), Keyontae Johnson (10 points, 12 rebounds)

**Had 2 Players Foul Out:** 2, vs. Virginia Tech, 3/19/21 (NCAA Tournament); Anthony Duruji, Osayi Osifo  
**Had 3 Players Foul Out:** 3, vs. Seton Hall (at Orlando), 11/24/16; Chris Chiozza, Kasey Hill, Devin Robinson


**Overcame a 10-Point Deficit:** vs. Oklahoma State, 1/29/22; Trailed 32-16 at 6:28 in the 1st half & won, 81-72  
**Overcame a 20-Point Deficit:** vs. Georgia, 2/5/20; Trailed 52-30 at 16:43 in 2nd half & won, 81-75

**Made a Buzzer-Beater:** vs. Ohio State (at Fort Myers), 11/24/21, Tyree Appleby 3-pointer at the buzzer to win, 71-68  
**Made a Game-Winner:** at Missouri, 2/2/22, Tyree Appleby made 2 FTs with 7.9 seconds left to win, 66-65  
**Lost on a Game-Winner:** 3/3/21, vs. Missouri, Dru Smith layup with :00.7 left to defeat UF, 72-70

# 2021-22 FLORIDA GATORS



**#0 MYREON JONES**  
G | Sr.\* | 6-3 | 175 | Birmingham, Ala.




**#1 CJ FELDER**  
F | Jr.\* | 6-7 | 231 | Sumter, S.C.




**#3 ALEX KLATSKY**  
G | So.\* | 6-4 | 185 | Colts Neck, N.J.




**#4 ANTHONY DURUJI**  
F | Sr.\* | 6-7 | 209 | Germantown, Md.



**#10 ELIJAH KENNEDY**  
G | Fr. | 6-3 | 185 | Virginia Beach, Va.



**#11 KEYONTAE JOHNSON**  
F | Sr.\* | 6-5 | 229 | Norfolk, Va.




**#12 COLIN CASTLETON**  
F | Sr.\* | 6-11 | 240 | Deland, Fla.



**#14 KOWACIE REEVES**  
G | Fr. | 6-6 | 182 | Macon, Ga.



**#20 JACK MAY**  
G | So.\* | 6-4 | 175 | Boca Raton, Fla.



**#22 TYREE APPLEBY**  
G | Sr.\* | 6-1 | 163 | Jacksonville, Ark.



**#23 BRANDON MCKISSIC**  
G | Gr. | 6-3 | 185 | Ferguson, Mo.




**#24 PHLANDROUS FLEMING JR.**  
G | Gr. | 6-5 | 205 | Athens, Ga.



**#32 TOUNGTHACH GATKEK**  
F | So. | 6-9 | 172 | Portland, Maine



**#33 JASON JITOBH**  
C | Jr.\* | 6-11 | 305 | Abuja, Nigeria



**#44 NIELS LANE**  
G | So.\* | 6-5 | 206 | Freehold, N.J.



**MIKE WHITE**  
Head Coach



**AL PINKINS**  
Associate Head Coach



**ERIK PASTRANA**  
Assistant Coach



**AKEEM MISKDEEN**  
Assistant Coach

# ROSTER

## NUMERICAL ROSTER

|    |                        |   |      |     |      |    |   |
|----|------------------------|---|------|-----|------|----|---|
| 0  | Myreon Jones           | G | 6-3  | 175 | Sr.* | TR | Birmingham, Ala./Penn State               |
| 1  | CJ Felder              | F | 6-7  | 231 | Jr.* | TR | Sumter, S.C./Boston College               |
| 3  | Alex Klatsky           | G | 6-4  | 185 | So.* | 1L | Colts Neck, N.J./Ranney School            |
| 4  | Anthony Duruji         | F | 6-7  | 209 | Sr.* | 1L | Germantown, Md./Louisiana Tech            |
| 10 | Elijah Kennedy         | G | 6-3  | 185 | Fr.  | HS | Virginia Beach, Va./Green Run HS          |
| 11 | Keyontae Johnson       | F | 6-5  | 229 | Sr.* | 3L | Norfolk, Va./Oak Hill Academy             |
| 12 | Colin Castleton        | F | 6-11 | 240 | Sr.* | 1L | Deland, Fla./Michigan                     |
| 14 | Kowacie Reeves         | G | 6-6  | 182 | Fr.  | HS | Macon, Ga./Westside                       |
| 20 | Jack May               | G | 6-4  | 175 | So.* | 1L | Boca Raton, Fla./Saint Andrew's School    |
| 22 | Tyree Appleby          | G | 6-1  | 163 | Sr.* | 1L | Jacksonville, Ark./Cleveland State        |
| 23 | Brandon McKissic       | G | 6-3  | 185 | Gr.  | TR | Ferguson, Mo./UMKC                        |
| 24 | Phlandrous Fleming Jr. | G | 6-5  | 205 | Gr.  | TR | Athens, Ga./Charleston Southern           |
| 32 | Tuongthach Gatkek      | F | 6-9  | 172 | So.* | TR | Portland, Maine/Trinity Valley CC (Texas) |
| 33 | Jason Jitoboh          | C | 6-11 | 285 | Jr.* | 2L | Abuja, Nigeria/Hamilton Heights (Tenn.)   |
| 44 | Niels Lane             | G | 6-5  | 206 | So.* | 1L | Freehold, N.J./Roselle Catholic           |

\*Qualifies to apply for additional season of eligibility due to COVID-19.

## ALPHABETICAL ROSTER

|    |                        |   |      |     |      |    |   |
|----|------------------------|---|------|-----|------|----|---|
| 22 | Tyree Appleby          | G | 6-1  | 163 | Sr.* | 1L | Jacksonville, Ark./Cleveland State        |
| 12 | Colin Castleton        | F | 6-11 | 240 | Sr.* | 1L | Deland, Fla./Michigan                     |
| 4  | Anthony Duruji         | F | 6-7  | 209 | Sr.* | 1L | Germantown, Md./Louisiana Tech            |
| 1  | CJ Felder              | F | 6-7  | 231 | Jr.* | TR | Sumter, S.C./Boston College               |
| 24 | Phlandrous Fleming Jr. | G | 6-5  | 205 | Gr.  | TR | Athens, Ga./Charleston Southern           |
| 32 | Tuongthach Gatkek      | F | 6-9  | 172 | So.* | TR | Portland, Maine/Trinity Valley CC (Texas) |
| 10 | Elijah Kennedy         | G | 6-3  | 185 | Fr.  | HS | Virginia Beach, Va./Green Run HS          |
| 33 | Jason Jitoboh          | C | 6-11 | 285 | Jr.* | 2L | Abuja, Nigeria/Hamilton Heights (Tenn.)   |
| 11 | Keyontae Johnson       | F | 6-5  | 229 | Sr.* | 3L | Norfolk, Va./Oak Hill Academy             |
| 0  | Myreon Jones           | G | 6-3  | 175 | Sr.* | TR | Birmingham, Ala./Penn State               |
| 3  | Alex Klatsky           | G | 6-4  | 185 | So.* | 1L | Colts Neck, N.J./Ranney School            |
| 44 | Niels Lane             | G | 6-5  | 206 | So.* | 1L | Freehold, N.J./Roselle Catholic           |
| 20 | Jack May               | G | 6-4  | 175 | So.* | 1L | Boca Raton, Fla./Saint Andrew's School    |
| 23 | Brandon McKissic       | G | 6-3  | 185 | Gr.  | TR | Ferguson, Mo./UMKC                        |
| 14 | Kowacie Reeves         | G | 6-6  | 182 | Fr.  | HS | Macon, Ga./Westside                       |

\*Qualifies to apply for additional season of eligibility due to COVID-19.

**Head Coach:** Mike White (Ole Miss '00)

**Associate Head Coach:** Al Pinkins (N.C. State '98)

**Assistant Coaches:** Erik Pastrana (Florida State, '07), Akeem Miskdeen (Queens University, '08)

**Director of Basketball Operations:** Jonathan Blake (North Carolina '11)

**Special Assistant to the Head Coach:** Bryce Douglas (Puget Sound '09)

**Associate AD, Sports Health:** Dave Werner (Eastern Kentucky '91)

**Director of Strength & Conditioning:** Preston Greene (Clemson '99)

**Assistant AD, Hawkins Center:** Tom Williams (Florida '78)

## PRONUNCIATION GUIDE

|                        |                                      |
|------------------------|--------------------------------------|
| Anthony Duruji         | duh-ROO-jee                          |
| Phlandrous Fleming Jr. | FLAN-druss (like "fan" but add an L) |
| Tuongthach Gatkek      | TOON-sike GAT-kek                    |
| Jason Jitoboh          | jih-TOE-bo                           |
| Myreon Jones           | Myron                                |
| Niels Lane             | Niles                                |
| Kowacie Reeves         | ko-WAY-see                           |

## COMMONLY-USED NICKNAMES/SHORTHAND

|                        |                            |
|------------------------|----------------------------|
| Tyree Appleby          | "App"                      |
| Anthony Duruji         | "Ant" / "Rooj"             |
| Phlandrous Fleming Jr. | "Phlan"                    |
| Tuongthach Gatkek      | "Tuon" (Pronounced "toon") |
| Elijah Kennedy         | "Eli"                      |
| Keyontae Johnson       | "Key"                      |
| Myreon Jones           | "MJ"                       |
| Brandon McKissic       | "B-Mac"                    |
| Kowacie Reeves         | "Wacie"                    |

## 2022 SIGNING CLASS

- **Denzel Aberdeen:** 6-4 | 175 | Orlando, Fla. | Dr. Phillips...Named 7A All-State and led Dr. Phillips to its first state championship, scoring 27 points in the final..."I chose Florida because I love what Coach White brings to the game...Florida also has a great basketball tradition where I know I can show my talents and contribute greatly and lead the team." (via Rivals)
- **Jalen Reed:** 6-10 | 220 | Jackson, Miss. | Southern California Academy...ESPN100 member and consensus four-star prospect..."I really feel like I get along with the coaching staff well. I feel like we will build a lifelong relationship, and I trust them to help me develop and keep getting better. ... I feel like the play style fits me and with the development, I feel like it was the perfect situation for me." (via 247 Sports)
- **Malik Reneau:** 6-9 | 220 | Miami, Fla. | Montverde Academy...Top-25 in the ESPN100 member and a 247 Sports five-star prospect..."I picked Florida because it was a family. ...They are going to use me in many ways to help the team, like pick and roll, pick and popping, using ball screens, isolation, post-up, etc. Defensively, I'll be able to guard everyone on the court." (via on3.com)



# MEDIA INFORMATION

**CREDENTIALS:** Requests for credentials will be taken online and reviewed by Florida communications.

To access the credential request form, please visit [www.sportssystem.com/floridahoops](http://www.sportssystem.com/floridahoops). Once you have submitted your credential request, you will receive an automated email from the Communications Department acknowledging your request was received and is being reviewed. Once a decision is made on your request, you will receive an email with further information.

**CREDENTIAL PICK-UP:** All media admittance will be via a will-call list at Gate 4 for the 2020-21 season.

**INTERNET CREDENTIALS:** Only official websites of each participating institution, along with networks holding contractual broadcast rights to a game and websites affiliated with a national publication or news outlet, will be issued credentials.

**PLAYER/STAFF INTERVIEWS:** All interview requests for players or coaching staff should be coordinated through Denver Parler at least 24 hours in advance. Interviews will be arranged before or after practice according to class and meeting schedules during the preseason and once the season begins, players will typically be available at least once a week plus game days. Please contact Parler for player availability during the season. The Communications Office will not give out home or cell phone numbers for any players, and players may not be contacted directly by phone, text, email or social media. Members of the media are not permitted in team areas. Team locker room, training room and strength complex are considered private work areas. These areas, as well as players' housing (on-campus and off-campus), are off-limits to media representatives.

**PRESS CONFERENCES:** All media opportunities and press conferences will take place via Zoom until further notice.

**VIDEO:** Media outlets are limited to a total of three minutes of video per day to be posted on their websites or shown on a news broadcast. This applies to outlets that are primarily websites, as well as to TV station, newspaper or magazine websites.

**MEDIA ROOM:** The media work room and press conference room will be closed for the 2020-21 season. Media should work from their assigned seats in the press seating area at all times.

**FLORIDA LOCKER ROOM:** The Gators locker room is closed to the media with the exception of the SEC and NCAA Tournaments (pending health and safety decisions). Coach White and up to two Florida players will be available to the media following games via Zoom. Florida will coordinate with visiting SIDs to make their Zoom link available to media members, as well.

**VISITOR LOCKER ROOM:** Interview policies and procedures will be determined by visiting Sports Information Directors and coaches.

**RADIO:** ISDN lines are provided for visiting broadcasts. Broadcast coordinators/producers are encouraged to contact Denver Parler prior to arrival in Gainesville to make sure all broadcast needs are met.

**PHOTOGRAPHERS:** Photo shooting locations to be assigned by the Communications Office. Arrangements for pool photo and video will be made in light of any potential limitations.

**GENERAL GAME DAY MEDIA SERVICES:** Florida will make live stats available to media members via StatBroadcast.

**SEATING:** Press seating is assigned, and all media members are asked to utilize their assigned seat. Press seating is located approximately 10 rows off the floor in the Gate 4 corner of the arena and west baseline.

**PARKING:** Parking may be requested when applying for credentials and will be granted if available. Media may also park in the O'Connell Center garage, which is open to the public for free on a first-come, first-served basis.

## COMMUNICATIONS SHIPPING ADDRESS

Ben Hill Griffin Stadium  
Central Receiving  
121 Gale Lemerand Dr.  
Gainesville, FL 32611

## ELITE 8 TRIPS

|                |          |
|----------------|----------|
| Since 2000     |          |
| Kansas         | 10       |
| Kentucky       | 9        |
| Michigan State | 9        |
| North Carolina | 9        |
| <b>FLORIDA</b> | <b>8</b> |
| Duke           | 7        |
| Arizona        | 6        |
| Louisville     | 6        |
| UConn          | 6        |
| Gonzaga        | 4        |
| Michigan       | 4        |
| Oklahoma       | 4        |
| Oregon         | 4        |
| Syracuse       | 4        |
| UCLA           | 4        |
| Villanova      | 4        |
| Wisconsin      | 4        |
| Baylor         | 3        |
| Memphis        | 3        |
| Ohio State     | 3        |
| Texas          | 3        |
| Xavier         | 3        |
| Butler         | 2        |
| Illinois       | 2        |
| Kansas State   | 2        |
| Marquette      | 2        |
| Maryland       | 2        |
| Missouri       | 2        |
| Notre Dame     | 2        |
| Oklahoma State | 2        |
| Purdue         | 2        |
| Texas Tech     | 2        |
| USC            | 2        |
| Virginia       | 2        |
| West Virginia  | 2        |
| Alabama        | 1        |
| Arkansas       | 1        |
| Auburn         | 1        |
| Davidson       | 1        |
| Dayton         | 1        |
| Florida State  | 1        |
| George Mason   | 1        |
| Georgetown     | 1        |
| Georgia Tech   | 1        |
| Houston        | 1        |
| Indiana        | 1        |
| Iowa State     | 1        |
| Kent State     | 1        |
| Loyola Chicago | 1        |
| LSU            | 1        |
| Oregon State   | 1        |
| Pittsburgh     | 1        |
| Saint Joseph's | 1        |
| South Carolina | 1        |
| Stanford       | 1        |
| Temple         | 1        |
| Tennessee      | 1        |
| Tulsa          | 1        |
| VCU            | 1        |
| Wichita State  | 1        |

## UNIVERSITY FACTS

Location: Gainesville, Fla.  
Founded: 1853  
Enrollment: 57,841  
Conference: Southeastern (SEC)  
Nickname: Gators  
UF President: Dr. W. Kent Fuchs  
Athletic Director: Scott Stricklin  
Mascots: Albert and Alberta  
Colors: Orange (PMS 172) and Blue (PMS 287)  
Website: [FloridaGators.com](http://FloridaGators.com)  
Facebook: [facebook.com/GatorsMBK](https://facebook.com/GatorsMBK)  
Twitter: @GatorsMBK  
Instagram: @gatorsmbk

## COACHING STAFF FACTS

Head Coach: Mike White (Ole Miss '00)  
UF Record: 140-85/7th season  
Overall Record: 241-125/11th season  
Associate Head Coach: Al Pinkins (N.C. State '98)  
Assistant Coaches: Erik Pastrana (Florida State '07),  
Akeem Miskdeen (Queens University '08)  
Athletic Trainer: Dave "Duke" Werner  
Director, Strength & Conditioning: Preston Greene  
Director of Basketball Operations: Jonathan Blake  
Special Assistant to the Head Coach: Bryce Douglas  
Executive Assistant: Tracy Pfaff  
Program Coordinator: Mike Robuck  
Academic Advisor: Tom Williams

## PROGRAM FACTS

Arena: Exactech Arena at the Stephen C. O'Connell Center  
(10,151)  
Season: 103rd  
Overall Record: 1,486-1,145  
SEC Record: 668-673  
NCAA Tournaments: 21 (1989, '94, '95, '99, 2000, '01, '02,  
'03, '04, '05, '06, '07, '10, '11, '12, '13, '14, '17, '18,  
'19, '21)  
Final Fours: 5 (1994, 2000, '06, '07, '14)  
National Championships: 2 (2006, '07)  
NIT Appearances: 10 (1969, '84, '85, '86, '92, '93, '98, 2008,  
'09, '16)  
SEC Tournament Championships: 4 (2005, '06, '07, '14)  
SEC Championships: 7 (1989, 2000, '01, '07, '11, '13, '14)  
All-Americans: 25  
All-SEC: 113  
SEC Academic Honor Roll: 134  
NBA Draftees: 37  
2020-21 Record: 15-10  
2020-21 Conference Record: 9-7 (5th)  
Lettermen Returning/Lost: 8/7  
Starters Returning/Lost: 3/2

## COMMUNICATIONS CONTACT

Denver Parler | [denverp@gators.ufl.edu](mailto:denverp@gators.ufl.edu)  
352-692-6195 (o) | 352-318-3493 (c)  
Fax: 352-375-4809



# #0 MYREON JONES

SENIOR\* | G | 6-3 | 175 | BIRMINGHAM, ALA. | PENN STATE

## OVERVIEW

- High-scoring guard who has upped his production each collegiate season, averaging 10.4 points per game with 12 20-point performances over 80 career appearances at Penn State, including a team-leading 15.3 points per game in 2020-21.
- Three of his 11 20-point games have come vs. top-25 opponents, and he went for a career-best 29 at Nebraska on Feb. 23, 2021.
- Increased his scoring by 9.3 points per game from 4.0 points as a freshman to 13.3 as a sophomore, coinciding with his move into PSU's starting lineup.
- Two-time All-Big Ten honorable mention honoree with 11 games making four or more 3-pointers.

## 2021-22 HIGHLIGHTS

- Drained a career-high seven 3-pointers and scored a team-leading 23 points in the win vs. Georgia. He became the first Gator in three years to hit seven 3-pointers in a game.
- Led Florida with 18 points, including five first-half 3-pointers in the win at Missouri.
- Went for 20 in his Florida debut, leading the Gators in scoring vs. Elon. Jones shot 4-for-5 from 3-point range in the second half, including a 4-point play.
- Surpassed the 1,000-point career scoring mark in the win vs. Oklahoma State, hitting the milestone with his go-ahead 3-pointer that put UF in front after being down by 16.



## CAREER STATS

| Season   | gp-gs  |      | min/avg | Total   |      | 3-Point |      | F-Throws |      | Rebounds |     |     |     | Scoring |    |     |     |     |     |      |      |
|----------|--------|------|---------|---------|------|---------|------|----------|------|----------|-----|-----|-----|---------|----|-----|-----|-----|-----|------|------|
|          |        |      |         | fg-fga  | pct  | fg-fga  | pct  | ft-fla   | pct  | off      | def | tot | avg | pf      | fo | ast | to  | blk | stl | pts  | avg  |
| 2018-19* | 30-0   | 323  | 10.8    | 39-131  | .298 | 18-65   | .277 | 24-31    | .774 | 4        | 26  | 30  | 1.0 | 16      | 0  | 15  | 14  | 0   | 15  | 120  | 4.0  |
| 2019-20* | 25-24  | 715  | 28.6    | 119-268 | .444 | 56-139  | .403 | 38-49    | .776 | 12       | 56  | 68  | 2.7 | 36      | 0  | 74  | 37  | 4   | 32  | 332  | 13.3 |
| 2020-21* | 25-24  | 756  | 30.2    | 127-322 | .394 | 60-152  | .395 | 68-88    | .773 | 19       | 48  | 67  | 2.7 | 34      | 0  | 51  | 29  | 3   | 32  | 382  | 15.3 |
| 2021-22  | 26-16  | 726  | 27.9    | 79-213  | .371 | 53-152  | .349 | 27-38    | .711 | 12       | 61  | 73  | 2.8 | 29      | 0  | 41  | 33  | 4   | 33  | 238  | 9.2  |
| TOTAL    | 26-16  | 726  | 27.9    | 79-213  | .371 | 53-152  | .349 | 27-38    | .711 | 12       | 61  | 73  | 2.8 | 29      | 0  | 41  | 33  | 4   | 33  | 238  | 9.2  |
| All*     | 106-64 | 2520 | 23.8    | 364-934 | .390 | 187-508 | .368 | 157-206  | .762 | 47       | 191 | 238 | 2.2 | 115     | 0  | 181 | 113 | 11  | 112 | 1072 | 10.1 |

## GAME-BY-GAME STATS

|                   |          |    |     | Total  |        | 3-Pointers |        | Free throws |       | Rebounds |     |     |     |     |    |     |     |     |     |      |     |
|-------------------|----------|----|-----|--------|--------|------------|--------|-------------|-------|----------|-----|-----|-----|-----|----|-----|-----|-----|-----|------|-----|
| Opponent          | Date     | gs | min | fg-fga | pct    | 3fg-fga    | pct    | ft-fa       | pct   | off      | def | tot | avg | pf  | a  | t/o | blk | stl | pts | avg  |     |
| ELON              | 11/09/21 | *  | 27  | 7-14   | .500   | 4-8        | .500   | 2-3         | .667  | 3        | 3   | 6   | 6.0 | 1   | 3  | 1   | 0   | 1   | 20  | 20.0 |     |
| FLORIDA ST.       | 11/14/21 | *  | 37  | 4-13   | .308   | 2-7        | .286   | 2-2         | 1.000 | 1        | 5   | 6   | 6.0 | 1   | 1  | 4   | 0   | 3   | 12  | 16.0 |     |
| MILWAUKEE         | 11/18/21 | *  | 26  | 3-6    | .500   | 1-3        | .333   | 0-0         | .000  | 1        | 3   | 4   | 5.3 | 1   | 5  | 0   | 0   | 1   | 7   | 13.0 |     |
| vs California     | 11/22/21 | *  | 26  | 5-8    | .625   | 3-6        | .500   | 0-0         | .000  | 0        | 1   | 1   | 4.3 | 0   | 1  | 0   | 0   | 1   | 13  | 13.0 |     |
| vs Ohio St.       | 11/24/21 | *  | 37  | 2-7    | .286   | 1-3        | .333   | 2-2         | 1.000 | 0        | 3   | 3   | 4.0 | 1   | 0  | 4   | 0   | 2   | 7   | 11.8 |     |
| TROY              | 11/28/21 | *  | 27  | 4-10   | .400   | 4-9        | .444   | 0-0         | .000  | 1        | 2   | 3   | 3.8 | 0   | 4  | 0   | 0   | 1   | 12  | 11.8 |     |
| at Oklahoma       | 12/01/21 | *  | 40  | 2-7    | .286   | 1-6        | .167   | 0-0         | .000  | 0        | 1   | 1   | 3.4 | 4   | 0  | 1   | 0   | 1   | 5   | 10.9 |     |
| TEXAS SOUTHERN    | 12/06/21 | *  | 35  | 2-8    | .250   | 0-4        | .000   | 0-0         | .000  | 1        | 2   | 3   | 3.4 | 1   | 3  | 0   | 0   | 4   | 4   | 10.0 |     |
| NORTH FLORIDA     | 12/08/21 | *  | 29  | 5-9    | .556   | 1-5        | .200   | 3-4         | .750  | 0        | 4   | 4   | 3.4 | 0   | 1  | 1   | 0   | 2   | 14  | 10.4 |     |
| vs Maryland       | 12/12/21 | *  | 34  | 1-8    | .125   | 1-5        | .200   | 0-0         | .000  | 1        | 3   | 4   | 3.5 | 2   | 4  | 2   | 0   | 2   | 3   | 9.7  |     |
| vs South Fla.     | 12/18/21 | *  | 33  | 3-13   | .231   | 1-7        | .143   | 1-1         | 1.000 | 0        | 4   | 4   | 3.5 | 1   | 1  | 3   | 1   | 0   | 8   | 9.5  |     |
| ALABAMA           | 01/05/22 | *  | 34  | 4-14   | .286   | 3-12       | .250   | 0-0         | .000  | 0        | 7   | 7   | 3.8 | 2   | 1  | 4   | 0   | 0   | 11  | 9.7  |     |
| at Auburn         | 01/08/22 | *  | 30  | 5-10   | .500   | 3-7        | .429   | 0-2         | .000  | 1        | 0   | 1   | 3.6 | 3   | 1  | 2   | 0   | 3   | 13  | 9.9  |     |
| LSU               | 01/12/22 | *  | 34  | 2-12   | .167   | 2-9        | .222   | 3-6         | .500  | 1        | 4   | 5   | 3.7 | 1   | 3  | 3   | 1   | 2   | 9   | 9.9  |     |
| at South Carolina | 01/15/22 |    | 14  | 2-6    | .333   | 2-5        | .400   | 2-4         | .500  | 0        | 1   | 1   | 3.5 | 0   | 1  | 3   | 0   | 1   | 8   | 9.7  |     |
| MISSISSIPPI ST.   | 01/19/22 |    | 17  | 0-0    | .000   | 0-0        | .000   | 0-0         | .000  | 0        | 0   | 0   | 3.3 | 0   | 1  | 2   | 0   | 0   | 0   | 9.1  |     |
| VANDERBILT        | 01/22/22 |    | 20  | 2-7    | .286   | 2-5        | .400   | 0-0         | .000  | 0        | 2   | 2   | 3.2 | 0   | 1  | 1   | 0   | 0   | 6   | 8.9  |     |
| at Ole Miss       | 01/24/22 |    | 21  | 0-2    | .000   | 0-2        | .000   | 0-0         | .000  | 0        | 2   | 2   | 3.2 | 0   | 3  | 0   | 0   | 1   | 0   | 8.4  |     |
| at Tennessee      | 01/26/22 |    | 28  | 4-9    | .444   | 1-6        | .167   | 1-1         | 1.000 | 0        | 3   | 3   | 3.2 | 3   | 2  | 0   | 0   | 3   | 10  | 8.5  |     |
| OKLAHOMA ST.      | 01/29/22 |    | 18  | 1-4    | .250   | 1-4        | .250   | 5-6         | .833  | 0        | 1   | 1   | 3.1 | 0   | 0  | 0   | 0   | 2   | 8   | 8.5  |     |
| at Missouri       | 02/02/22 |    | 31  | 5-10   | .500   | 5-8        | .625   | 3-3         | 1.000 | 0        | 5   | 5   | 3.1 | 2   | 1  | 1   | 0   | 1   | 18  | 9.0  |     |
| OLE MISS          | 02/05/22 |    | 30  | 3-5    | .600   | 2-4        | .500   | 0-0         | .000  | 0        | 1   | 1   | 3.0 | 0   | 0  | 0   | 0   | 0   | 8   | 8.9  |     |
| GEORGIA           | 02/09/22 |    | 29  | 7-11   | .636   | 7-11       | .636   | 2-2         | 1.000 | 0        | 1   | 1   | 3.0 | 0   | 2  | 1   | 2   | 1   | 23  | 9.5  |     |
| at Kentucky       | 02/12/22 |    | 25  | 2-4    | .500   | 2-3        | .667   | 0-0         | .000  | 0        | 0   | 0   | 2.8 | 3   | 1  | 0   | 0   | 1   | 6   | 9.4  |     |
| at Texas A&M      | 02/15/22 | *  | 25  | 3-11   | .273   | 3-9        | .333   | 1-2         | .500  | 0        | 2   | 2   | 2.8 | 2   | 1  | 0   | 0   | 0   | 10  | 9.4  |     |
| AUBURN            | 02/19/22 | *  | 19  | 1-5    | .200   | 1-4        | .250   | 0-0         | .000  | 2        | 1   | 3   | 2.8 | 1   | 0  | 0   | 0   | 0   | 3   | 9.2  |     |
| Totals            |          |    | 16  | 726    | 79-213 | .371       | 53-152 | .349        | 27-38 | .711     | 12  | 61  | 73  | 2.8 | 29 | 41  | 33  | 4   | 33  | 238  | 9.2 |

Games played: 26  
Minutes/game: 27.9  
Points/game: 9.2  
FG Pct: 37.1  
3FG Pct: 34.9  
FT Pct: 71.1

Rebounds/game: 2.8  
Assists/game: 1.6  
Turnovers/game: 1.3  
Assist/turnover ratio: 1.2  
Steals/game: 1.3  
Blocks/game: 0.2

## GAME HIGHS

### Points

|            |                           |
|------------|---------------------------|
| 2021-22/UF | 23, vs. Georgia (2/9/22)  |
| Career     | 29, at Nebraska (2/23/21) |

### Rebounds

|            |                             |
|------------|-----------------------------|
| 2021-22/UF | 7, vs. Alabama (1/5/22)     |
| Career     | 10, vs. Syracuse (11/29/19) |

### Field Goals

|            |                                  |
|------------|----------------------------------|
| 2021-22/UF | 7, 2x, last vs. Georgia (2/9/22) |
| Career     | 9, 2x, last at Purdue (1/17/21)  |

### Field Goal Attempts

|            |                                   |
|------------|-----------------------------------|
| 2021-22/UF | 14, 2x, last vs. Alabama (1/5/22) |
| Career     | 22, at Purdue (1/17/21)           |

### 3-Point Field Goals

|                   |                         |
|-------------------|-------------------------|
| 2021-22/UF/Career | 7, vs. Georgia (2/9/22) |
|-------------------|-------------------------|

### 3-Point FG Attempts

|            |                          |
|------------|--------------------------|
| 2021-22/UF | 12, vs. Alabama (1/5/22) |
| Career     | 13, at Purdue (1/17/21)  |

### Free Throws

|            |                                  |
|------------|----------------------------------|
| 2021-22/UF | 5, vs. Oklahoma State (1/29/22)  |
| Career     | 7, 4x, last at Maryland (3/7/21) |

### Free Throw Attempts

|            |                                       |
|------------|---------------------------------------|
| 2021-22/UF | 6, 2x, last vs. Okla. State (1/29/22) |
| Career     | 9, at Rutgers (1/21/21)               |

### Assists

|            |                               |
|------------|-------------------------------|
| 2021-22/UF | 5, vs. Milwaukee (11/18/21)   |
| Career     | 6, 4x, last vs. VCU (12/2/20) |

### Steals

|            |                                     |
|------------|-------------------------------------|
| 2021-22/UF | 4, vs. Texas Southern (12/6/21)     |
| Career     | 4, 4x, last vs. Texas So. (12/6/21) |

### Blocked Shots

|                   |                         |
|-------------------|-------------------------|
| 2021-22/UF/Career | 2, vs. Georgia (2/9/22) |
|-------------------|-------------------------|

### Minutes Played

|            |                            |
|------------|----------------------------|
| 2021-22/UF | 40-, at Oklahoma (12/1/21) |
| Career     | 40-, at Oklahoma (12/1/21) |

#1 CJ FELDER

JUNIOR\* | F | 6-7 | 231 | SUMTER, S.C. | BOSTON COLLEGE

OVERVIEW

- Averaged 7.2 points, 4.7 rebounds and 1.1 blocked shots in 50 appearances with 35 starts over two seasons at Boston College.
- Has 13 double-figure scoring games and three double-figure rebounding performances, including a career-high 24 points at #21 Duke and a 17-point, 14-rebound day vs. Wake Forest.
- Brings energy and strength to the Florida lineup.

2021-22 HIGHLIGHTS

- Had his first double-figure scoring game for the Gators, going for 10 off the bench in the win vs. Ohio State.
- A member of the Gators' talented 2021 transfer class, Felder is willing to mix it up in the post and uses his 7-foot-1 wingspan effectively as a versatile defender, and also brings range extending beyond the arc.



CAREER STATS

| Season   | gp-gs |           | Total   |      | 3-Point |      | F-Throws |      | Rebounds |     |     |     | Scoring |    |     |    |
|----------|-------|-----------|---------|------|---------|------|----------|------|----------|-----|-----|-----|---------|----|-----|----|
|          |       |           | fg-fga  | pct  | fg-fga  | pct  | ft-fla   | pct  | off      | def | tot | avg | pf      | fo | ast | to |
| 2019-20* | 31-18 | 634/20.5  | 68-157  | .433 | 5-31    | .161 | 34-54    | .630 | 37       | 84  | 121 | 3.9 | 71      | 2  | 20  | 39 |
| 2020-21* | 19-17 | 529/27.8  | 67-146  | .459 | 22-70   | .314 | 29-47    | .617 | 26       | 87  | 113 | 5.9 | 49      | 4  | 17  | 28 |
| 2021-22  | 26-1  | 333/12.8  | 40-72   | .556 | 14-34   | .412 | 8-17     | .471 | 29       | 35  | 64  | 2.5 | 34      | 0  | 10  | 14 |
| TOTAL    | 26-1  | 333/12.8  | 40-72   | .556 | 14-34   | .412 | 8-17     | .471 | 29       | 35  | 64  | 2.5 | 34      | 0  | 10  | 14 |
| All*     | 76-36 | 1496/19.7 | 175-375 | .467 | 41-135  | .304 | 71-118   | .602 | 92       | 206 | 298 | 3.9 | 154     | 6  | 47  | 81 |

GAME-BY-GAME STATS

| Opponent          | Date     | gs min |     | Total  |       | 3-Pointers |       | Free throws |      | Rebounds |     |     |     |    |    |     |     |
|-------------------|----------|--------|-----|--------|-------|------------|-------|-------------|------|----------|-----|-----|-----|----|----|-----|-----|
|                   |          |        |     | fg-fga | pct   | 3fg-fga    | pct   | ft-fla      | pct  | off      | def | tot | avg | pf | a  | t/o | blk |
| ELON              | 11/09/21 | 12     |     | 1-4    | .250  | 0-2        | .000  | 0-0         | .000 | 3        | 0   | 3   | 3.0 | 2  | 0  | 0   | 1   |
| FLORIDA ST.       | 11/14/21 | 2      |     | 0-0    | .000  | 0-0        | .000  | 0-0         | .000 | 0        | 0   | 0   | 1.5 | 0  | 0  | 0   | 0   |
| MILWAUKEE         | 11/18/21 | 16     |     | 1-2    | .500  | 1-2        | .500  | 0-0         | .000 | 1        | 3   | 4   | 2.3 | 4  | 2  | 1   | 2   |
| vs California     | 11/22/21 | 17     |     | 3-4    | .750  | 2-3        | .667  | 0-0         | .000 | 1        | 2   | 3   | 2.5 | 2  | 1  | 0   | 0   |
| vs Ohio St.       | 11/24/21 | 19     |     | 3-4    | .750  | 0-1        | .000  | 4-5         | .800 | 3        | 2   | 5   | 3.0 | 3  | 1  | 0   | 3   |
| TROY              | 11/28/21 | 17     |     | 1-3    | .333  | 0-2        | .000  | 0-0         | .000 | 1        | 1   | 2   | 2.8 | 2  | 0  | 0   | 2   |
| at Oklahoma       | 12/01/21 | 14     |     | 1-1    | 1.000 | 0-0        | .000  | 0-0         | .000 | 0        | 5   | 5   | 3.1 | 1  | 1  | 2   | 1   |
| TEXAS SOUTHERN    | 12/06/21 | 20     |     | 2-5    | .400  | 0-1        | .000  | 0-1         | .000 | 1        | 2   | 3   | 3.1 | 1  | 0  | 0   | 1   |
| NORTH FLORIDA     | 12/08/21 | 11     |     | 1-2    | .500  | 0-0        | .000  | 0-0         | .000 | 1        | 1   | 2   | 3.0 | 0  | 1  | 1   | 0   |
| vs Maryland       | 12/12/21 | 13     |     | 3-4    | .750  | 3-4        | .750  | 0-0         | .000 | 0        | 1   | 1   | 2.8 | 1  | 0  | 0   | 0   |
| vs South Fla.     | 12/18/21 | 11     |     | 2-2    | 1.000 | 0-0        | .000  | 0-0         | .000 | 2        | 2   | 4   | 2.9 | 0  | 0  | 1   | 2   |
| STONY BROOK       | 12/22/21 | 21     |     | 4-6    | .667  | 2-3        | .667  | 0-0         | .000 | 2        | 3   | 5   | 3.1 | 1  | 2  | 0   | 1   |
| ALABAMA           | 01/05/22 | 22     |     | 5-10   | .500  | 2-3        | .667  | 0-0         | .000 | 2        | 4   | 6   | 3.3 | 3  | 0  | 2   | 1   |
| at Auburn         | 01/08/22 | 13     |     | 1-2    | .500  | 0-1        | .000  | 0-0         | .000 | 1        | 0   | 1   | 3.1 | 2  | 0  | 0   | 1   |
| LSU               | 01/12/22 | 13     |     | 0-2    | .000  | 0-2        | .000  | 3-6         | .500 | 2        | 2   | 4   | 3.2 | 0  | 1  | 2   | 1   |
| at South Carolina | 01/15/22 | 15     |     | 2-3    | .667  | 0-1        | .000  | 0-0         | .000 | 1        | 0   | 1   | 3.1 | 2  | 0  | 2   | 1   |
| MISSISSIPPI ST.   | 01/19/22 | 16     |     | 2-5    | .400  | 1-3        | .333  | 0-0         | .000 | 1        | 0   | 1   | 2.9 | 3  | 0  | 0   | 0   |
| VANDERBILT        | 01/22/22 | 11     |     | 2-2    | 1.000 | 1-1        | 1.000 | 0-1         | .000 | 1        | 1   | 2   | 2.9 | 0  | 0  | 0   | 0   |
| at Tennessee      | 01/26/22 | 3      |     | 0-1    | .000  | 0-0        | .000  | 0-0         | .000 | 0        | 0   | 0   | 2.7 | 0  | 0  | 0   | 0   |
| OKLAHOMA ST.      | 01/29/22 | 3      |     | 0-0    | .000  | 0-0        | .000  | 0-0         | .000 | 0        | 0   | 0   | 2.6 | 0  | 0  | 0   | 0   |
| at Missouri       | 02/02/22 | 8      |     | 0-0    | .000  | 0-0        | .000  | 0-0         | .000 | 0        | 0   | 0   | 2.5 | 1  | 0  | 2   | 0   |
| OLE MISS          | 02/05/22 | 10     |     | 1-1    | 1.000 | 0-0        | .000  | 0-0         | .000 | 0        | 1   | 1   | 2.4 | 1  | 0  | 0   | 1   |
| GEORGIA           | 02/09/22 | 4      |     | 0-1    | .000  | 0-1        | .000  | 0-2         | .000 | 0        | 1   | 1   | 2.3 | 1  | 0  | 0   | 0   |
| at Kentucky       | 02/12/22 | 19     |     | 2-4    | .500  | 2-4        | .500  | 0-0         | .000 | 2        | 1   | 3   | 2.4 | 1  | 0  | 0   | 1   |
| at Texas A&M      | 02/15/22 | 16     |     | 3-4    | .750  | 0-0        | .000  | 1-2         | .500 | 3        | 2   | 5   | 2.5 | 1  | 1  | 1   | 2   |
| AUBURN            | 02/19/22 | 7      |     | 0-0    | .000  | 0-0        | .000  | 0-0         | .000 | 1        | 1   | 2   | 2.5 | 2  | 0  | 0   | 0   |
| Totals            |          | 1      | 333 | 40-72  | .556  | 14-34      | .412  | 8-17        | .471 | 29       | 35  | 64  | 2.5 | 34 | 10 | 14  | 17  |

Games played: 26  
Minutes/game: 12.8  
Points/game: 3.9  
FG Pct: 55.6

Rebounds/game: 2.5  
Assists/game: 0.4  
Turnovers/game: 0.5  
Assist/turnover ratio: 0.7

GAME HIGHS

|            |                          |
|------------|--------------------------|
| Points     |                          |
| 2021-22/UF | 12, vs. Alabama (1/5/22) |
| Career     | 24, at Duke (1/6/21)     |

|            |                               |
|------------|-------------------------------|
| Rebounds   |                               |
| 2021-22/UF | 6, vs. Alabama (1/5/22)       |
| Career     | 14, vs. Wake Forest (2/10/21) |

|             |                         |
|-------------|-------------------------|
| Field Goals |                         |
| 2021-22/UF  | 5, vs. Alabama (1/5/22) |
| Career      | 10, at Duke (1/6/21)    |

|                     |                           |
|---------------------|---------------------------|
| Field Goal Attempts |                           |
| 2021-22/UF          | 10, vs. Alabama (1/5/22)  |
| Career              | 14, at Syracuse (2/13/21) |

|                     |                            |
|---------------------|----------------------------|
| 3-Point Field Goals |                            |
| 2021-22/UF          | 3, vs. Maryland (12/12/21) |
| Career              | 4, at Duke (1/6/21)        |

|                     |                                   |
|---------------------|-----------------------------------|
| 3-Point FG Attempts |                                   |
| 2021-22/UF          | 4, 2x, last at Kentucky (2/12/22) |
| Career              | 7, vs. NC State (2/6/21)          |

|             |                               |
|-------------|-------------------------------|
| Free Throws |                               |
| 2021-22/UF  | 4, vs. Ohio State (11/24/21)  |
| Career      | 7, vs. Georgia Tech (1/11/20) |

|                     |                                       |
|---------------------|---------------------------------------|
| Free Throw Attempts |                                       |
| 2021-22/UF          | 6, vs. LSU (1/12/22)                  |
| Career              | 8, 2x, last vs. Rhode Isl. (11/26/20) |

|            |                                |
|------------|--------------------------------|
| Assists    |                                |
| 2021-22/UF | 2, 2x, last vs. SBU (12/22/21) |
| Career     | 3, vs. Syracuse (3/3/20)       |

|            |                               |
|------------|-------------------------------|
| Steals     |                               |
| 2021-22/UF | 3, 2x, last vs. UNF (12/8/21) |
| Career     | 3, 3x, last vs. UNF (12/8/21) |

|               |                                    |
|---------------|------------------------------------|
| Blocked Shots |                                    |
| 2021-22/UF    | 2, 4x, last at Texas A&M (2/15/22) |
| Career        | 6, at Miami (3/5/21)               |

|                |                               |
|----------------|-------------------------------|
| Minutes Played |                               |
| 2021-22/UF     | 22, vs. Alabama (1/5/22)      |
| Career         | 38, vs. Wake Forest (2/10/21) |

# #4 ANTHONY DURUJI

SENIOR\* | F | 6-7 | 209 | GERMANTOWN, MD. | LOUISIANA TECH

## OVERVIEW

- Versatile four-man with the ability to play above the rim, Duruji started the majority of games for the Gators in his junior season and tallied four double-figure scoring games.
- Graduated in Spring 2021 with a degree in Education Sciences and now working on his Master's degree in Entrepreneurship.
- Played in 65 games with 52 starts over two seasons at Louisiana Tech, averaging 9.7 points and 5.1 rebounds to go along with 85 blocked shots.
- Earned 2018 Conference USA Freshman of the Year and All-Freshman Team honors in 2017-18 and followed that up by starting all 33 games as a sophomore and posting 12.2 points and 6.2 rebounds per game.

## 2021-22 HIGHLIGHTS

- Reached the 1,000-point career scoring mark during his 14-point performance in the win at Missouri.
- Posted his UF high with 22 points and a career high with five steals vs. MSU, becoming the fifth Gator since 1996 (Donovan/White Era) to post a 22-point, five-steal outing. He joins Nick Calathes (twice), Corey Brewer (twice), Brett Nelson and Jason Williams (twice).
- Posted 15 points on 5-for-8 shooting in the defeat of #20 Florida State.
- Threw down the game-tying alley-oop in the final minute of the win vs. Ohio State.
- A critical member of the Gators' frontcourt, Duruji brings superior athleticism to the Florida press and has highlight-reel finishing capability.



## CAREER STATS

| Season   | gp-gs  |           | min/avg |      | Total fg-fga |      | pct     |      | 3-Point fg-fga |     | pct | F-Throws ft-fa |     | pct |     | Rebounds off def tot avg |    |    |      | pf fo |  | ast to |  | blk stl |  | Scoring pts avg |  |
|----------|--------|-----------|---------|------|--------------|------|---------|------|----------------|-----|-----|----------------|-----|-----|-----|--------------------------|----|----|------|-------|--|--------|--|---------|--|-----------------|--|
|          |        |           |         |      |              |      |         |      |                |     |     |                |     |     |     |                          |    |    |      |       |  |        |  |         |  |                 |  |
| 2017-18* | 32-19  | 683/21.3  | 82-182  | .451 | 28-71        | .394 | 37-62   | .597 | 36             | 95  | 131 | 4.1            | 77  | 2   | 26  | 38                       | 45 | 12 | 229  | 7.2   |  |        |  |         |  |                 |  |
| 2018-19* | 33-33  | 988/29.9  | 144-308 | .468 | 41-121       | .339 | 74-110  | .673 | 48             | 155 | 203 | 6.2            | 83  | 1   | 31  | 55                       | 10 | 31 | 403  | 12.2  |  |        |  |         |  |                 |  |
| 2020-21  | 25-17  | 549/22.0  | 64-146  | .438 | 10-38        | .263 | 14-29   | .483 | 35             | 74  | 109 | 4.4            | 59  | 2   | 14  | 31                       | 11 | 14 | 152  | 6.1   |  |        |  |         |  |                 |  |
| 2021-22  | 27-26  | 671/24.9  | 88-164  | .537 | 19-58        | .328 | 42-56   | .750 | 40             | 72  | 112 | 4.1            | 76  | 1   | 31  | 44                       | 15 | 28 | 237  | 8.8   |  |        |  |         |  |                 |  |
| TOTAL    | 52-43  | 1220/23.5 | 152-310 | .490 | 29-96        | .302 | 56-85   | .659 | 75             | 146 | 221 | 4.3            | 135 | 3   | 45  | 75                       | 26 | 42 | 389  | 7.5   |  |        |  |         |  |                 |  |
| All*     | 117-95 | 2891/24.7 | 378-800 | .473 | 98-288       | .340 | 167-257 | .650 | 159            | 396 | 555 | 4.7            | 295 | 6   | 102 | 168                      | 81 | 85 | 1021 | 8.7   |  |        |  |         |  |                 |  |

## GAME-BY-GAME STATS

| Opponent          | Date     | gs | min | Total  |        | 3-Pointers |       | Free throws |       | Rebounds |     |     |     | pf  | a  | t/o | blk | stl | pts | avg  |     |
|-------------------|----------|----|-----|--------|--------|------------|-------|-------------|-------|----------|-----|-----|-----|-----|----|-----|-----|-----|-----|------|-----|
|                   |          |    |     | fg-fga | pct    | 3fg-fga    | pct   | ft-fa       | pct   | off      | def | tot | avg |     |    |     |     |     |     |      |     |
| ELON              | 11/09/21 | *  | 26  | 3-4    | .750   | 1-2        | .500  | 1-2         | .500  | 4        | 3   | 7   | 7.0 | 2   | 1  | 0   | 1   | 1   | 8   | 8.0  |     |
| FLORIDA ST.       | 11/14/21 | *  | 36  | 5-8    | .625   | 1-2        | .500  | 4-5         | .800  | 3        | 4   | 7   | 7.0 | 2   | 0  | 1   | 2   | 2   | 15  | 11.5 |     |
| MILWAUKEE         | 11/18/21 | *  | 25  | 4-7    | .571   | 1-1        | 1.000 | 3-3         | 1.000 | 3        | 4   | 7   | 7.0 | 2   | 1  | 0   | 1   | 1   | 12  | 11.7 |     |
| vs California     | 11/22/21 | *  | 24  | 3-4    | .750   | 1-1        | 1.000 | 0-0         | .000  | 2        | 1   | 3   | 6.0 | 2   | 1  | 1   | 1   | 0   | 7   | 10.5 |     |
| vs Ohio St.       | 11/24/21 | *  | 24  | 3-9    | .333   | 1-1        | 1.000 | 1-2         | .500  | 3        | 0   | 3   | 5.4 | 3   | 0  | 1   | 0   | 1   | 8   | 10.0 |     |
| TROY              | 11/28/21 | *  | 25  | 4-5    | .800   | 0-1        | .000  | 3-3         | 1.000 | 0        | 2   | 2   | 4.8 | 3   | 3  | 2   | 0   | 2   | 11  | 10.2 |     |
| at Oklahoma       | 12/01/21 | *  | 24  | 3-7    | .429   | 0-2        | .000  | 1-2         | .500  | 2        | 1   | 3   | 4.6 | 4   | 2  | 1   | 0   | 1   | 7   | 9.7  |     |
| TEXAS SOUTHERN    | 12/06/21 | *  | 24  | 4-6    | .667   | 1-1        | 1.000 | 0-0         | .000  | 3        | 1   | 4   | 4.5 | 3   | 1  | 1   | 1   | 1   | 9   | 9.6  |     |
| NORTH FLORIDA     | 12/08/21 | *  | 19  | 2-4    | .500   | 1-3        | .333  | 0-0         | .000  | 0        | 3   | 3   | 4.3 | 2   | 3  | 0   | 0   | 2   | 5   | 9.1  |     |
| vs Maryland       | 12/12/21 | *  | 16  | 3-5    | .600   | 0-2        | .000  | 3-3         | 1.000 | 1        | 0   | 1   | 4.0 | 4   | 0  | 1   | 0   | 1   | 9   | 9.1  |     |
| vs South Fla.     | 12/18/21 | *  | 27  | 4-8    | .500   | 2-4        | .500  | 1-2         | .500  | 3        | 6   | 9   | 4.5 | 2   | 1  | 2   | 0   | 1   | 11  | 9.3  |     |
| STONY BROOK       | 12/22/21 | *  | 18  | 3-5    | .600   | 0-1        | .000  | 1-2         | .500  | 0        | 1   | 1   | 4.2 | 4   | 1  | 2   | 2   | 1   | 7   | 9.1  |     |
| ALABAMA           | 01/05/22 | *  | 23  | 1-1    | 1.000  | 1-1        | 1.000 | 2-4         | .500  | 2        | 4   | 6   | 4.3 | 3   | 1  | 0   | 3   | 0   | 5   | 8.8  |     |
| at Auburn         | 01/08/22 | *  | 29  | 6-12   | .500   | 2-6        | .333  | 0-0         | .000  | 1        | 4   | 5   | 4.4 | 3   | 0  | 0   | 1   | 1   | 14  | 9.1  |     |
| LSU               | 01/12/22 | *  | 26  | 4-7    | .571   | 0-2        | .000  | 0-2         | .000  | 0        | 2   | 2   | 4.2 | 3   | 2  | 3   | 1   | 1   | 8   | 9.1  |     |
| at South Carolina | 01/15/22 | *  | 24  | 2-2    | 1.000  | 0-0        | .000  | 0-0         | .000  | 2        | 4   | 6   | 4.3 | 2   | 2  | 0   | 0   | 0   | 4   | 8.8  |     |
| MISSISSIPPI ST.   | 01/19/22 | *  | 31  | 6-8    | .750   | 2-3        | .667  | 8-9         | .889  | 1        | 2   | 3   | 4.2 | 4   | 1  | 3   | 1   | 5   | 22  | 9.5  |     |
| VANDERBILT        | 01/22/22 | *  | 25  | 3-6    | .500   | 0-3        | .000  | 1-2         | .500  | 2        | 6   | 8   | 4.4 | 4   | 1  | 4   | 0   | 2   | 7   | 9.4  |     |
| at Ole Miss       | 01/24/22 | *  | 24  | 4-8    | .500   | 0-3        | .000  | 3-3         | 1.000 | 1        | 3   | 4   | 4.4 | 2   | 2  | 3   | 0   | 0   | 11  | 9.5  |     |
| at Tennessee      | 01/26/22 | *  | 33  | 6-10   | .600   | 0-1        | .000  | 4-4         | 1.000 | 2        | 4   | 6   | 4.5 | 5   | 1  | 6   | 0   | 0   | 16  | 9.8  |     |
| OKLAHOMA ST.      | 01/29/22 | *  | 28  | 3-7    | .429   | 2-4        | .500  | 2-4         | .500  | 2        | 3   | 5   | 4.5 | 2   | 2  | 2   | 1   | 1   | 10  | 9.8  |     |
| at Missouri       | 02/02/22 | *  | 32  | 5-9    | .556   | 1-3        | .333  | 3-3         | 1.000 | 0        | 1   | 1   | 4.4 | 2   | 0  | 1   | 0   | 0   | 14  | 10.0 |     |
| OLE MISS          | 02/05/22 | *  | 22  | 1-2    | .500   | 0-0        | .000  | 0-0         | .000  | 0        | 4   | 4   | 4.3 | 4   | 1  | 1   | 0   | 1   | 2   | 9.7  |     |
| GEORGIA           | 02/09/22 | *  | 23  | 3-8    | .375   | 0-4        | .000  | 1-1         | 1.000 | 2        | 3   | 5   | 4.4 | 3   | 1  | 5   | 0   | 0   | 7   | 9.5  |     |
| at Kentucky       | 02/12/22 | *  | 27  | 1-7    | .143   | 1-5        | .200  | 0-0         | .000  | 0        | 4   | 4   | 4.4 | 0   | 3  | 1   | 0   | 1   | 3   | 9.3  |     |
| at Texas A&M      | 02/15/22 | *  | 7   | 1-2    | .500   | 0-1        | .000  | 0-0         | .000  | 1        | 0   | 1   | 4.2 | 3   | 0  | 2   | 0   | 1   | 2   | 9.0  |     |
| AUBURN            | 02/19/22 | *  | 29  | 1-3    | .333   | 1-1        | 1.000 | 0-0         | .000  | 0        | 2   | 2   | 4.1 | 3   | 0  | 1   | 0   | 1   | 3   | 8.8  |     |
| Totals            |          |    | 26  | 671    | 88-164 | .537       | 19-58 | .328        | 42-56 | .750     | 40  | 72  | 112 | 4.1 | 76 | 31  | 44  | 15  | 28  | 237  | 8.8 |

Games played: 27  
Minutes/game: 24.9  
Points/game: 8.8  
FG Pct: 53.7  
3FG Pct: 32.8  
FT Pct: 75.0

Rebounds/game: 4.1  
Assists/game: 1.1  
Turnovers/game: 1.6  
Assist/turnover ratio: 0.7  
Steals/game: 1.0  
Blocks/game: 0.6

## GAME HIGHS

### Points

|            |                                     |
|------------|-------------------------------------|
| 2021-22/UF | 22, vs. Mississippi State (1/19/22) |
| Career     | 25, vs. North Texas (1/18/18)       |

### Rebounds

|         |                           |
|---------|---------------------------|
| 2021-22 | 9, vs. USF (12/18/21)     |
| UF      | 11, vs. Missouri (3/3/21) |
| Career  | 14, at FIU (2/2/19)       |

### Field Goals

|         |                                       |
|---------|---------------------------------------|
| 2021-22 | 6, 3x, last at Tennessee (1/26/22)    |
| UF      | 6, 4x, last vs. Miss. State (1/19/22) |
| Career  | 9, vs. Southern Miss (12/29/18)       |

### Field Goal Attempts

|         |                           |
|---------|---------------------------|
| 2021-22 | 12, at Auburn (1/8/22)    |
| UF      | 13, vs. Kentucky (1/9/21) |
| Career  | 15, vs. UAB (11/16/18)    |

### 3-Point Field Goals

|         |                                       |
|---------|---------------------------------------|
| 2021-22 | 2, 4x, last vs. Okla. State (1/29/22) |
| UF      | 2, 6x, last vs. Okla. State (1/29/22) |
| Career  | 4, 3x, last vs. So. Miss (12/29/18)   |

### 3-Point FG Attempts

|            |                              |
|------------|------------------------------|
| 2021-22/UF | 6, at Auburn (1/8/22)        |
| Career     | 7, 2x, last at ODU (1/17/19) |

### Free Throws

|                   |                                    |
|-------------------|------------------------------------|
| 2021-22/UF/Career | 8, vs. Mississippi State (1/19/22) |
|-------------------|------------------------------------|

### Free Throw Attempts

|            |                                    |
|------------|------------------------------------|
| 2021-22/UF | 9, vs. Mississippi State (1/19/22) |
| Career     | 11, vs. Texas A&M-CC (12/22/18)    |

### Assists

|            |                                   |
|------------|-----------------------------------|
| 2021-22/UF | 3, 3x, last at Kentucky (2/12/22) |
| Career     | 4, vs. Rice (1/20/18)             |

### Steals

|                   |                                    |
|-------------------|------------------------------------|
| 2021-22/UF/Career | 5, vs. Mississippi State (1/19/22) |
|-------------------|------------------------------------|

### Blocked Shots

|         |                                  |
|---------|----------------------------------|
| 2021-22 | 3, vs. Alabama (1/5/22)          |
| UF      | 3, 2x, last vs. Alabama (1/5/22) |
| Career  | 4, 2x, last vs. UTEP (2/14/19)   |

### Minutes Played

|         |                                     |
|---------|-------------------------------------|
| 2021-22 | 36, vs. Florida St. (11/14/21)      |
| UF      | 39, vs. Ole Miss (1/12/21)          |
| Career  | 39, 2x, last vs. Ole Miss (1/12/21) |

## DURUJI VS. ARKANSAS

| Opponent    | Date     | GS | Min | FG | FGA | Pct  | 3FG | FGA | Pct   | FT | FTA | Pct   | Off | Def | Tot | PF | FO | A | TO | Blk | Stl | Pts |
|-------------|----------|----|-----|----|-----|------|-----|-----|-------|----|-----|-------|-----|-----|-----|----|----|---|----|-----|-----|-----|
| at Arkansas | 02/16/21 | *  | 27  | 2  | 6   | .333 | 1   | 1   | 1.000 | 2  | 2   | 1.000 | 0   | 4   | 4   | 4  | 0  | 0 | 1  | 1   | 1   | 7   |

# #10 ELIJAH KENNEDY

FRESHMAN | G | 6-3 | 185 | VIRGINIA BEACH, VA. | GREEN RUN HS

## OVERVIEW

- A strong, smooth-shooting left-hander who is an aggressive defender, as well.
- Brings winning experience and joins a line of Gators from "The 757," including Keyontae Johnson, Dorian Finney-Smith and Vernon Macklin.
- A two-time first-team All-State honoree who helped Green Run High School to a shared state championship in 2020 and a state runner-up finish in 2021, earning VHSCA Class 5 State Player of the Year in 2021.

## 2021-22 HIGHLIGHTS

- Made his debut in the season-opening win vs. Elon and hit a big 3-pointer in the win vs. #20 Florida State for his first career points.
- Had his first multi-trey game with a pair of 3-pointers vs. Troy.
- Competing for minutes in a veteran Florida backcourt, bringing winning experience and great range to the Gators.



## CAREER STATS

|         |       |         | Total  |      | 3-Point |      | F-Throws |      | Rebounds |     |     |     |    |    |     |    |     |     |     | Scoring |  |
|---------|-------|---------|--------|------|---------|------|----------|------|----------|-----|-----|-----|----|----|-----|----|-----|-----|-----|---------|--|
| Season  | gp-gs | min/avg | fg-fga | pct  | fg-fga  | pct  | ft-fa    | pct  | off      | def | tot | avg | pf | fo | ast | to | blk | stl | pts | avg     |  |
| 2021-22 | 21-0  | 139/6.6 | 12-58  | .207 | 6-39    | .154 | 1-2      | .500 | 0        | 16  | 16  | 0.8 | 7  | 0  | 6   | 9  | 1   | 9   | 31  | 1.5     |  |
| TOTAL   | 21-0  | 139/6.6 | 12-58  | .207 | 6-39    | .154 | 1-2      | .500 | 0        | 16  | 16  | 0.8 | 7  | 0  | 6   | 9  | 1   | 9   | 31  | 1.5     |  |

## GAME-BY-GAME STATS

| Opponent          | Date     | gs | min | Total  |      | 3-Pointers |      | Free throws |      | Rebounds |     |     |     | pf | a | t/o | blk | stl | pts | avg |
|-------------------|----------|----|-----|--------|------|------------|------|-------------|------|----------|-----|-----|-----|----|---|-----|-----|-----|-----|-----|
|                   |          |    |     | fg-fga | pct  | 3fg-fga    | pct  | ft-fa       | pct  | off      | def | tot | avg |    |   |     |     |     |     |     |
| ELON              | 11/09/21 | 4  | 0-1 | .000   | 0-1  | .000       | 0-0  | .000        | 0    | 1        | 1   | 1.0 | 0   | 1  | 1 | 0   | 0   | 0   | 0   | 0.0 |
| FLORIDA ST.       | 11/14/21 | 6  | 1-2 | .500   | 1-2  | .500       | 0-0  | .000        | 0    | 0        | 0   | 0.5 | 0   | 0  | 1 | 0   | 0   | 3   | 1.5 |     |
| MILWAUKEE         | 11/18/21 | 6  | 0-1 | .000   | 0-1  | .000       | 0-0  | .000        | 0    | 2        | 2   | 1.0 | 0   | 1  | 0 | 0   | 0   | 0   | 1.0 |     |
| vs California     | 11/22/21 | 9  | 1-4 | .250   | 1-3  | .333       | 0-0  | .000        | 0    | 0        | 0   | 0.8 | 0   | 0  | 0 | 0   | 0   | 3   | 1.5 |     |
| vs Ohio St.       | 11/24/21 | 4  | 1-2 | .500   | 0-0  | .000       | 0-0  | .000        | 0    | 0        | 0   | 0.6 | 0   | 0  | 0 | 0   | 0   | 2   | 1.6 |     |
| TROY              | 11/28/21 | 12 | 2-5 | .400   | 2-4  | .500       | 0-0  | .000        | 0    | 2        | 2   | 0.8 | 0   | 0  | 0 | 0   | 1   | 6   | 2.3 |     |
| TEXAS SOUTHERN    | 12/06/21 | 8  | 1-3 | .333   | 0-1  | .000       | 0-0  | .000        | 0    | 1        | 1   | 0.9 | 0   | 0  | 0 | 0   | 0   | 2   | 2.3 |     |
| NORTH FLORIDA     | 12/08/21 | 14 | 2-9 | .222   | 0-5  | .000       | 0-0  | .000        | 0    | 2        | 2   | 1.0 | 0   | 2  | 2 | 0   | 3   | 4   | 2.5 |     |
| vs Maryland       | 12/12/21 | 7  | 0-3 | .000   | 0-2  | .000       | 0-0  | .000        | 0    | 0        | 0   | 0.9 | 1   | 0  | 0 | 1   | 0   | 0   | 2.2 |     |
| vs South Fla.     | 12/18/21 | 3  | 0-1 | .000   | 0-1  | .000       | 0-0  | .000        | 0    | 0        | 0   | 0.8 | 0   | 0  | 2 | 0   | 0   | 0   | 2.0 |     |
| STONY BROOK       | 12/22/21 | 14 | 2-6 | .333   | 1-3  | .333       | 0-0  | .000        | 0    | 4        | 4   | 1.1 | 0   | 0  | 1 | 0   | 1   | 5   | 2.3 |     |
| ALABAMA           | 01/05/22 | 4  | 0-0 | .000   | 0-0  | .000       | 0-0  | .000        | 0    | 0        | 0   | 1.0 | 1   | 0  | 0 | 0   | 0   | 0   | 2.1 |     |
| LSU               | 01/12/22 | 2  | 0-2 | .000   | 0-1  | .000       | 0-0  | .000        | 0    | 0        | 0   | 0.9 | 0   | 1  | 0 | 0   | 0   | 0   | 1.9 |     |
| at South Carolina | 01/15/22 | 9  | 2-4 | .500   | 1-3  | .333       | 0-0  | .000        | 0    | 2        | 2   | 1.0 | 0   | 1  | 0 | 0   | 1   | 5   | 2.1 |     |
| MISSISSIPPI ST.   | 01/19/22 | 5  | 0-2 | .000   | 0-1  | .000       | 0-0  | .000        | 0    | 0        | 0   | 0.9 | 1   | 0  | 0 | 0   | 1   | 0   | 2.0 |     |
| VANDERBILT        | 01/22/22 | 7  | 0-2 | .000   | 0-2  | .000       | 0-0  | .000        | 0    | 0        | 0   | 0.9 | 0   | 0  | 1 | 0   | 0   | 0   | 1.9 |     |
| at Ole Miss       | 01/24/22 | 13 | 0-5 | .000   | 0-5  | .000       | 0-0  | .000        | 0    | 1        | 1   | 0.9 | 2   | 0  | 0 | 0   | 1   | 0   | 1.8 |     |
| at Tennessee      | 01/26/22 | 3  | 0-1 | .000   | 0-1  | .000       | 0-0  | .000        | 0    | 0        | 0   | 0.8 | 2   | 0  | 0 | 0   | 1   | 0   | 1.7 |     |
| OKLAHOMA ST.      | 01/29/22 | 4  | 0-2 | .000   | 0-1  | .000       | 1-2  | .500        | 0    | 1        | 1   | 0.8 | 0   | 0  | 1 | 0   | 0   | 1   | 1.6 |     |
| at Kentucky       | 02/12/22 | 2  | 0-2 | .000   | 0-1  | .000       | 0-0  | .000        | 0    | 0        | 0   | 0.8 | 0   | 0  | 0 | 0   | 0   | 0   | 1.6 |     |
| at Texas A&M      | 02/15/22 | 3  | 0-1 | .000   | 0-1  | .000       | 0-0  | .000        | 0    | 0        | 0   | 0.8 | 0   | 0  | 0 | 0   | 0   | 0   | 1.5 |     |
| Totals            |          | 0  | 139 | 12-58  | .207 | 6-39       | .154 | 1-2         | .500 | 0        | 16  | 16  | 0.8 | 7  | 6 | 9   | 1   | 9   | 31  | 1.5 |

Games played: 21  
Minutes/game: 6.6  
Points/game: 1.5  
FG Pct: 20.7  
3FG Pct: 15.4  
FT Pct: 50.0

Rebounds/game: 0.8  
Assists/game: 0.3  
Turnovers/game: 0.4  
Assist/turnover ratio: 0.7  
Steals/game: 0.4  
Blocks/game: 0.0

## GAME HIGHS

### Points

2021-22/Career 6, vs. Troy (11/28/21)

### Rebounds

2021-22/Career 4, vs. Stony Brook (12/22/21)

### Field Goals

2021-22/Career 2, 4x, last at SC (1/15/22)

### Field Goal Attempts

2021-22/Career 9, vs. North Florida (12/8/21)

### 3-Point Field Goals

2021-22/Career 2, vs. Troy (11/28/21)

### 3-Point FG Attempts

2021-22/Career 5, 2x, last at Ole Miss (1/24/22)

### Free Throws

2021-22/Career 1, vs. Oklahoma State (1/29/22)

### Free Throw Attempts

2021-22/Career 2, vs. Oklahoma State (1/29/22)

### Assists

2021-22/Career 2, vs. North Florida (12/8/21)

### Steals

2021-22/Career 3, vs. North Florida (12/8/21)

### Blocked Shots

2021-22/Career 1, vs. Maryland (12/12/21)

### Minutes Played

2021-22/Career 14, 2x, last vs. SBU (12/22/21)



# #11 KEYONTAE JOHNSON

SENIOR\* | F | 6-5 | 229 | NORFOLK, VA. | OAK HILL ACADEMY

## OVERVIEW

- Has averaged 11.1 points and 6.6 rebounds in 71 games at Florida, totaling 789 points and 468 rebounds.
- Has 13 career double-doubles and eight 20-point games, including four 20-point, 10-rebound double-doubles.
- Experienced a medical emergency on Dec. 12, 2020, during Florida's game at FSU that sidelined him for the remainder of his junior season in which he had been named preseason SEC Player of the Year.
- Earned All-SEC honors in his sophomore campaign after leading the Gators with 14.0 points per game.

## 2021-22 HIGHLIGHTS

- Continuing in his "Coach Key" role supporting the Gators in a non-playing capacity, Johnson is on track to graduate in Spring 2022.



## CAREER STATS

| Season  |       |           | Total   |      | 3-Point |      | F-Throws |      | Rebounds |     |     |     | Scoring |    |     |     |     |     |     |      |
|---------|-------|-----------|---------|------|---------|------|----------|------|----------|-----|-----|-----|---------|----|-----|-----|-----|-----|-----|------|
|         | gp-gs | min/avg   | fg-fga  | pct  | fg-fga  | pct  | ft-fa    | pct  | off      | def | tot | avg | pf      | fo | ast | to  | blk | stl | pts | avg  |
| 2018-19 | 36-20 | 855/23.8  | 111-236 | .470 | 23-63   | .365 | 45-70    | .643 | 68       | 161 | 229 | 6.4 | 84      | 2  | 45  | 48  | 12  | 38  | 290 | 8.1  |
| 2019-20 | 31-31 | 970/31.3  | 166-305 | .544 | 30-79   | .380 | 73-95    | .768 | 54       | 167 | 221 | 7.1 | 88      | 0  | 49  | 53  | 10  | 38  | 435 | 14.0 |
| 2020-21 | 4-4   | 81/20.3   | 25-39   | .641 | 3-7     | .429 | 11-14    | .786 | 2        | 16  | 18  | 4.5 | 6       | 0  | 5   | 11  | 0   | 4   | 64  | 16.0 |
| TOTAL   | 71-55 | 1906/26.8 | 302-580 | .521 | 56-149  | .376 | 129-179  | .721 | 124      | 344 | 468 | 6.6 | 178     | 2  | 99  | 112 | 22  | 80  | 789 | 11.1 |

## HONORS

- 2020-21 Preseason SEC Player of the Year (Media)
- 2020-21 Preseason All-SEC (Media 1st Team)
- 2019-20 All-SEC (Coaches 1st Team, AP 2nd Team)
- 2019 Charleston Classic MVP
- SEC Player of the Week (11/25/19)
- 2019 Basketball Hall of Fame Invitational MVP

## GAME HIGHS

### Points

Career 25, vs. LSU (2/26/20)

### Rebounds

Career 13, at Alabama (2/16/19)

### Field Goals

Career 11, vs. LSU (2/26/20)

### Field Goal Attempts

Career 17, vs. Baylor (1/25/20)

### 3-Point Field Goals

Career 3, 3x, last at LSU (1/21/20)

### 3-Point FG Attempts

Career 6, at LSU (1/21/20)

### Free Throws

Career 15, vs. Arkansas (2/18/20)

### Free Throw Attempts

Career 17, vs. Arkansas (2/18/20)

### Assists

Career 6, at Texas A&M (2/12/20)

### Steals

Career 4, 4x, last vs. Providence (12/17/19)

### Blocked Shots

Career 3, at Missouri (1/11/20)

### Minutes Played

Career 39, 2x, last at Georgia (3/4/20)

## JOHNSON VS. ARKANSAS (14.7 PPG, 8.3 RPG)

| Opponent      | Date           | GS       | Min       | FG        | FGA       | Pct         | 3FG      | FGA      | Pct         | FT        | FTA       | Pct         | Off      | Def       | Tot       | PF       | FO       | A        | TO       | Blk      | Stl      | Pts       |
|---------------|----------------|----------|-----------|-----------|-----------|-------------|----------|----------|-------------|-----------|-----------|-------------|----------|-----------|-----------|----------|----------|----------|----------|----------|----------|-----------|
| at Arkansas   | 1/9/19         |          | 12        | 0         | 2         | .000        | 0        | 0        | .000        | 0         | 0         | .000        | 0        | 3         | 3         | 2        | 0        | 1        | 0        | 0        | 0        | 0         |
| vs Arkansas   | 3/14/19        | *        | 32        | 8         | 14        | .571        | 3        | 5        | .600        | 1         | 5         | .200        | 6        | 6         | 12        | 3        | 0        | 0        | 1        | 0        | 0        | 20        |
| ARKANSAS      | 02/18/20       | *        | 30        | 4         | 7         | .571        | 1        | 3        | .333        | 15        | 17        | .882        | 2        | 8         | 10        | 4        | 0        | 0        | 1        | 0        | 1        | 24        |
| <b>Totals</b> | <b>3 Games</b> | <b>2</b> | <b>74</b> | <b>12</b> | <b>23</b> | <b>.522</b> | <b>4</b> | <b>8</b> | <b>.500</b> | <b>16</b> | <b>22</b> | <b>.727</b> | <b>8</b> | <b>17</b> | <b>25</b> | <b>9</b> | <b>0</b> | <b>1</b> | <b>2</b> | <b>0</b> | <b>1</b> | <b>44</b> |

# #12 COLIN CASTLETON

SENIOR\* | F | 6-11 | 240 | DELAND, FLA. | MICHIGAN


## OVERVIEW

- Averaged 12.4 points, 6.4 rebounds and 2.3 blocked shots in his first season with the Gators, earning second-team All-SEC honors (coaches). Castleton took on a major role for UF after making just 44 appearances over two seasons in limited action at Michigan.
- A difference-maker who plays with passion on both ends of the floor.
- A versatile big man with a polished offensive post game and who emerged as a high-level shot-blocker.

## 2021-22 HIGHLIGHTS

- Named MVP of the Fort Myers Tip-Off with 16 points vs. Cal and a double-double against Ohio State.
- Picked up Orange Bowl Classic MVP honors with 12 points and 11 rebounds in the Gators' win vs. USF.

- Earned SEC Player of the Week honors the first week of the season after becoming the first Gator since Joakim Noah to have a 15-point, 15-rebound, five-block performance, going for 15/16/6 in the win vs. #20 Florida State.
- Had a pair of big games against Auburn. First posted 22 points and 10 rebounds at #9 Auburn, then had 19 & 8 in the win against #2 Auburn.
- He posted 15 points and 15 rebounds against Texas A&M after having 15 and 16 vs. Florida State, becoming the fourth Gator with multiple 15/15 games since 1996, along with Marreese Speights, Al Horford and Udonis Haslem.
- Blocked six shots in back-to-back games in the first two games of the season, the second time in his career he has swatted six or more in consecutive games. He is the first Gator since Dwayne Schintzius (Dec. 1987) to do so.
- Scored 17 of his 18 points vs. Elon in the first half, and his six blocked shots set Florida's opening-night record.



## CAREER STATS

| Season   | gp-gs |           | Total   |      | 3-Point |      | F-Throws |      | Rebounds |     |     |     | Scoring |    |     |     |     |     |     |      |
|----------|-------|-----------|---------|------|---------|------|----------|------|----------|-----|-----|-----|---------|----|-----|-----|-----|-----|-----|------|
|          |       |           | fg-fga  | pct  | fg-fga  | pct  | ft-fa    | pct  | off      | def | tot | avg | pf      | fo | ast | to  | blk | stl | pts | avg  |
| 2018-19* | 19-0  | 65/3.4    | 9-22    | .409 | 0-3     | .000 | 3-9      | .333 | 8        | 13  | 21  | 1.1 | 14      | 0  | 1   | 5   | 4   | 1   | 21  | 1.1  |
| 2019-20* | 25-0  | 197/7.9   | 27-50   | .540 | 0-4     | .000 | 24-29    | .828 | 18       | 42  | 60  | 2.4 | 19      | 0  | 8   | 13  | 13  | 3   | 78  | 3.1  |
| 2020-21  | 24-21 | 618/25.8  | 111-186 | .597 | 0-1     | .000 | 75-96    | .781 | 59       | 94  | 153 | 6.4 | 52      | 0  | 26  | 46  | 54  | 13  | 297 | 12.4 |
| 2021-22  | 21-21 | 615/29.3  | 121-222 | .545 | 0-8     | .000 | 87-127   | .685 | 68       | 123 | 191 | 9.1 | 46      | 1  | 33  | 53  | 56  | 17  | 329 | 15.7 |
| TOTAL    | 45-42 | 1233/27.4 | 232-408 | .569 | 0-9     | .000 | 162-223  | .726 | 127      | 217 | 344 | 7.6 | 98      | 1  | 59  | 99  | 110 | 30  | 626 | 13.9 |
| All*     | 89-42 | 1495/16.8 | 268-480 | .558 | 0-16    | .000 | 189-261  | .724 | 153      | 272 | 425 | 4.8 | 131     | 1  | 68  | 117 | 127 | 34  | 725 | 8.1  |

## GAME-BY-GAME STATS

|                   |          |    |     | Total  |         | 3-Pointers |      | Free throws |        | Rebounds |     |     |      |     |    |     |     |     |     |      |      |  |  |
|-------------------|----------|----|-----|--------|---------|------------|------|-------------|--------|----------|-----|-----|------|-----|----|-----|-----|-----|-----|------|------|--|--|
| Opponent          | Date     | gs | min | fg-fga | pct     | 3fg-fga    | pct  | ft-fa       | pct    | off      | def | tot | avg  | pf  | a  | t/o | blk | stl | pts | avg  |      |  |  |
| ELON              | 11/09/21 | *  | 23  | 7-11   | .636    | 0-0        | .000 | 4-10        | .400   | 2        | 3   | 5   | 5.0  | 1   | 4  | 5   | 6   | 1   | 18  | 18.0 |      |  |  |
| FLORIDA ST.       | 11/14/21 | *  | 34  | 5-9    | .556    | 0-0        | .000 | 5-6         | .833   | 8        | 8   | 16  | 10.5 | 1   | 1  | 2   | 6   | 1   | 15  | 16.5 |      |  |  |
| MILWAUKEE         | 11/18/21 | *  | 25  | 9-17   | .529    | 0-1        | .000 | 1-3         | .333   | 4        | 6   | 10  | 10.3 | 2   | 1  | 2   | 1   | 2   | 19  | 17.3 |      |  |  |
| vs California     | 11/22/21 | *  | 26  | 6-11   | .545    | 0-0        | .000 | 4-6         | .667   | 0        | 8   | 8   | 9.8  | 2   | 3  | 2   | 1   | 1   | 16  | 17.0 |      |  |  |
| vs Ohio St.       | 11/24/21 | *  | 33  | 4-9    | .444    | 0-0        | .000 | 3-8         | .375   | 5        | 8   | 13  | 10.4 | 3   | 3  | 2   | 1   | 0   | 11  | 15.8 |      |  |  |
| TROY              | 11/28/21 | *  | 21  | 3-5    | .600    | 0-1        | .000 | 4-5         | .800   | 1        | 7   | 8   | 10.0 | 3   | 2  | 3   | 2   | 0   | 10  | 14.8 |      |  |  |
| at Oklahoma       | 12/01/21 | *  | 31  | 5-9    | .556    | 0-1        | .000 | 4-5         | .800   | 3        | 8   | 11  | 10.1 | 3   | 1  | 6   | 4   | 1   | 14  | 14.7 |      |  |  |
| TEXAS SOUTHERN    | 12/06/21 | *  | 26  | 5-12   | .417    | 0-2        | .000 | 2-4         | .500   | 0        | 5   | 5   | 9.5  | 2   | 2  | 1   | 3   | 0   | 12  | 14.4 |      |  |  |
| NORTH FLORIDA     | 12/08/21 | *  | 27  | 9-17   | .529    | 0-0        | .000 | 8-11        | .727   | 4        | 4   | 8   | 9.3  | 2   | 2  | 1   | 1   | 2   | 26  | 15.7 |      |  |  |
| vs Maryland       | 12/12/21 | *  | 26  | 3-9    | .333    | 0-0        | .000 | 3-6         | .500   | 4        | 6   | 10  | 9.4  | 5   | 0  | 0   | 3   | 0   | 9   | 15.0 |      |  |  |
| vs South Fla.     | 12/18/21 | *  | 29  | 3-9    | .333    | 0-0        | .000 | 6-8         | .750   | 6        | 5   | 11  | 9.5  | 1   | 0  | 3   | 1   | 1   | 12  | 14.7 |      |  |  |
| STONY BROOK       | 12/22/21 | *  | 24  | 5-7    | .714    | 0-0        | .000 | 5-6         | .833   | 1        | 6   | 7   | 9.3  | 1   | 3  | 4   | 1   | 0   | 15  | 14.8 |      |  |  |
| ALABAMA           | 01/05/22 | *  | 30  | 7-10   | .700    | 0-0        | .000 | 5-7         | .714   | 5        | 2   | 7   | 9.2  | 3   | 1  | 4   | 1   | 2   | 19  | 15.1 |      |  |  |
| at Auburn         | 01/08/22 | *  | 33  | 7-14   | .500    | 0-0        | .000 | 8-11        | .727   | 6        | 4   | 10  | 9.2  | 2   | 1  | 3   | 2   | 1   | 22  | 15.6 |      |  |  |
| LSU               | 01/12/22 | *  | 34  | 7-10   | .700    | 0-0        | .000 | 5-6         | .833   | 3        | 6   | 9   | 9.2  | 1   | 2  | 1   | 3   | 1   | 19  | 15.8 |      |  |  |
| at South Carolina | 01/15/22 | *  | 27  | 4-7    | .571    | 0-1        | .000 | 2-2         | 1.000  | 0        | 7   | 7   | 9.1  | 1   | 2  | 2   | 8   | 0   | 10  | 15.4 |      |  |  |
| OLE MISS          | 02/05/22 | *  | 35  | 6-12   | .500    | 0-1        | .000 | 5-7         | .714   | 1        | 6   | 7   | 8.9  | 1   | 0  | 2   | 3   | 1   | 17  | 15.5 |      |  |  |
| GEORGIA           | 02/09/22 | *  | 29  | 6-9    | .667    | 0-0        | .000 | 1-2         | .500   | 2        | 7   | 9   | 8.9  | 3   | 2  | 3   | 4   | 1   | 13  | 15.4 |      |  |  |
| at Kentucky       | 02/12/22 | *  | 30  | 8-12   | .667    | 0-1        | .000 | 2-2         | 1.000  | 2        | 5   | 7   | 8.8  | 3   | 0  | 4   | 0   | 0   | 18  | 15.5 |      |  |  |
| at Texas A&M      | 02/15/22 | *  | 37  | 5-10   | .500    | 0-0        | .000 | 5-5         | 1.000  | 7        | 8   | 15  | 9.2  | 2   | 2  | 2   | 2   | 0   | 15  | 15.5 |      |  |  |
| AUBURN            | 02/19/22 | *  | 35  | 7-13   | .538    | 0-0        | .000 | 5-7         | .714   | 4        | 4   | 8   | 9.1  | 4   | 1  | 1   | 3   | 2   | 19  | 15.7 |      |  |  |
| Totals            |          |    | 21  | 615    | 121-222 | .545       | 0-8  | .000        | 87-127 | .685     | 68  | 123 | 191  | 9.1 | 46 | 33  | 53  | 56  | 17  | 329  | 15.7 |  |  |

Games played: 21  
Minutes/game: 29.3  
Points/game: 15.7  
FG Pct: 54.5  
3FG Pct: 0.0  
FT Pct: 68.5

Rebounds/game: 9.1  
Assists/game: 1.6  
Turnovers/game: 2.5  
Assist/turnover ratio: 0.6  
Steals/game: 0.8  
Blocks/game: 2.7

## GAME HIGHS

### Points

2021-22/UF/Career 26, vs. North Florida (12/8/21)

### Rebounds

2021-22/UF/Career 16, vs. Florida St. (11/14/21)

### Field Goals

2021-22 9, 2x, last vs. UNF (12/8/21)

UF/Career 11, at Vanderbilt (12/30/20)

### Field Goal Attempts

2021-22/UF/Career 17, 2x, last vs. UNF (12/8/21)

### 3-Point Field Goals

2021-22/UF/Career ---

### 3-Point FG Attempts

2021-22/UF/Career 2, vs. Texas Southern (12/6/21)

### Free Throws

2021-22 8, 2x, last at Auburn (1/8/22)

UF/Career 9, 2x, last at WVU (1/30/21)

### Free Throw Attempts

2021-22 11, 2x, last at Auburn (1/8/22)

UF/Career 12, vs. Ole Miss (1/12/21)

### Assists

2021-22 4, vs. Elon (11/9/21)

UF/Career 4, 2x, last vs. Elon (11/9/21)

### Steals

2021-22 2, 4x, last vs. Auburn (2/19/22)

UF/Career 2, 7x, last vs. Auburn (2/19/22)

### Blocked Shots

2021-22 8, at South Carolina (1/15/22)

UF/Career 8, 2x, last at SC (1/15/22)

### Minutes Played

2021-22/UF/Career 37, at Texas A&M (2/15/22)

## CASTLETON VS. ARKANSAS

| Opponent    | Date     | GS | Min | FG | FGA | Pct  | 3FG | FGA | Pct  | FT | FTA | Pct   | Off | Def | Tot | PF | FO | A | TO | Blk | Stl | Pts |
|-------------|----------|----|-----|----|-----|------|-----|-----|------|----|-----|-------|-----|-----|-----|----|----|---|----|-----|-----|-----|
| at Arkansas | 02/16/21 |    | 24  | 4  | 10  | .400 | 0   | 0   | .000 | 5  | 5   | 1.000 | 2   | 4   | 6   | 3  | 0  | 0 | 1  | 2   | 2   | 13  |

# #14 KOWACIE REEVES

FRESHMAN | G | 6-6 | 182 | MACON, GA. | WESTSIDE

## OVERVIEW

- Hard-playing, rangy guard who brings top-notch shooting and a willingness to crash the boards.
- Averaged 27.0 points and 9.9 rebounds per game as a senior and was a top-5 finalist for Georgia Mr. Basketball.
- A top-30 recruit according to 247 and Rivals.

## 2021-22 HIGHLIGHTS

- Earned his first career start vs. LSU and hit a big 3-pointer that capped a 10-0 Florida run.
- Followed that with a breakout 14-point performance in the win at South Carolina, shooting 4-for-6 from the field and 2-for-3 from 3-point range.
- Made it back-to-back 14-point games with another against Mississippi State, shooting 3-for-6 from 3-point range.
- Made his collegiate debut in the season-opening win vs. Elon and scored his first points on a 3-pointer vs. Milwaukee.



## CAREER STATS

|         |       |          | Total  |      | 3-Point |      | F-Throws |      |     | Rebounds |     |     |    |    |     |    |     |     |     |     | Scoring |  |
|---------|-------|----------|--------|------|---------|------|----------|------|-----|----------|-----|-----|----|----|-----|----|-----|-----|-----|-----|---------|--|
| Season  | gp-gs | min/avg  | fg-fga | pct  | fg-fga  | pct  | ft-fa    | pct  | off | def      | tot | avg | pf | fo | ast | to | blk | stl | pts | avg |         |  |
| 2021-22 | 22-8  | 325/14.8 | 32-91  | .352 | 21-64   | .328 | 19-23    | .826 | 9   | 16       | 25  | 1.1 | 17 | 0  | 8   | 13 | 3   | 9   | 104 | 4.7 |         |  |
| TOTAL   | 22-8  | 325/14.8 | 32-91  | .352 | 21-64   | .328 | 19-23    | .826 | 9   | 16       | 25  | 1.1 | 17 | 0  | 8   | 13 | 3   | 9   | 104 | 4.7 |         |  |

## GAME-BY-GAME STATS

| Opponent          | Date     | gs | min | Total  |       | 3-Pointers |       | Free throws |       | Rebounds |     |     |     | pf  | a  | t/o | blk | stl | pts | avg |     |
|-------------------|----------|----|-----|--------|-------|------------|-------|-------------|-------|----------|-----|-----|-----|-----|----|-----|-----|-----|-----|-----|-----|
|                   |          |    |     | fg-fga | pct   | 3fg-fga    | pct   | ft-fa       | pct   | off      | def | tot | avg |     |    |     |     |     |     |     |     |
| ELON              | 11/09/21 |    | 8   | 0-3    | .000  | 0-1        | .000  | 0-0         | .000  | 2        | 1   | 3   | 3.0 | 2   | 1  | 1   | 0   | 0   | 0   | 0.0 |     |
| MILWAUKEE         | 11/18/21 |    | 9   | 1-3    | .333  | 1-2        | .500  | 0-0         | .000  | 0        | 1   | 1   | 2.0 | 0   | 0  | 0   | 0   | 0   | 3   | 1.5 |     |
| vs California     | 11/22/21 |    | 7   | 0-0    | .000  | 0-0        | .000  | 0-0         | .000  | 0        | 1   | 1   | 1.7 | 0   | 0  | 1   | 0   | 2   | 0   | 1.0 |     |
| TROY              | 11/28/21 |    | 13  | 3-8    | .375  | 2-6        | .333  | 0-0         | .000  | 0        | 2   | 2   | 1.8 | 0   | 0  | 2   | 0   | 1   | 8   | 2.8 |     |
| NORTH FLORIDA     | 12/08/21 |    | 11  | 0-3    | .000  | 0-2        | .000  | 2-2         | 1.000 | 0        | 0   | 0   | 1.4 | 0   | 0  | 1   | 0   | 1   | 2   | 2.6 |     |
| vs South Fla.     | 12/18/21 |    | 6   | 1-2    | .500  | 1-2        | .500  | 0-0         | .000  | 0        | 0   | 0   | 1.2 | 0   | 0  | 1   | 0   | 0   | 3   | 2.7 |     |
| STONY BROOK       | 12/22/21 |    | 23  | 3-8    | .375  | 1-4        | .250  | 1-1         | 1.000 | 1        | 3   | 4   | 1.6 | 0   | 1  | 1   | 0   | 1   | 8   | 3.4 |     |
| ALABAMA           | 01/05/22 |    | 6   | 0-0    | .000  | 0-0        | .000  | 1-2         | .500  | 0        | 0   | 0   | 1.4 | 0   | 1  | 0   | 0   | 0   | 1   | 3.1 |     |
| at Auburn         | 01/08/22 |    | 9   | 0-0    | .000  | 0-0        | .000  | 0-0         | .000  | 0        | 0   | 0   | 1.2 | 1   | 0  | 0   | 0   | 1   | 0   | 2.8 |     |
| LSU               | 01/12/22 | *  | 14  | 1-2    | .500  | 1-2        | .500  | 0-0         | .000  | 0        | 0   | 0   | 1.1 | 0   | 1  | 0   | 0   | 0   | 3   | 2.8 |     |
| at South Carolina | 01/15/22 | *  | 23  | 4-6    | .667  | 2-3        | .667  | 4-5         | .800  | 1        | 1   | 2   | 1.2 | 0   | 0  | 0   | 0   | 2   | 14  | 3.8 |     |
| MISSISSIPPI ST.   | 01/19/22 | *  | 27  | 4-7    | .571  | 3-6        | .500  | 3-4         | .750  | 0        | 2   | 2   | 1.3 | 2   | 1  | 2   | 1   | 0   | 14  | 4.7 |     |
| VANDERBILT        | 01/22/22 | *  | 28  | 2-9    | .222  | 2-7        | .286  | 1-2         | .500  | 1        | 0   | 1   | 1.2 | 3   | 0  | 0   | 0   | 0   | 7   | 4.8 |     |
| at Ole Miss       | 01/24/22 | *  | 18  | 0-4    | .000  | 0-4        | .000  | 5-5         | 1.000 | 1        | 0   | 1   | 1.2 | 2   | 0  | 1   | 1   | 0   | 5   | 4.9 |     |
| at Tennessee      | 01/26/22 | *  | 22  | 2-6    | .333  | 2-5        | .400  | 0-0         | .000  | 0        | 2   | 2   | 1.3 | 1   | 1  | 0   | 0   | 0   | 6   | 4.9 |     |
| OKLAHOMA ST.      | 01/29/22 | *  | 26  | 4-8    | .500  | 1-4        | .250  | 2-2         | 1.000 | 2        | 0   | 2   | 1.3 | 2   | 0  | 1   | 0   | 1   | 11  | 5.3 |     |
| at Missouri       | 02/02/22 | *  | 12  | 1-2    | .500  | 1-2        | .500  | 0-0         | .000  | 0        | 1   | 1   | 1.3 | 1   | 0  | 2   | 0   | 0   | 3   | 5.2 |     |
| OLE MISS          | 02/05/22 |    | 14  | 2-3    | .667  | 2-3        | .667  | 0-0         | .000  | 0        | 1   | 1   | 1.3 | 0   | 1  | 0   | 0   | 0   | 6   | 5.2 |     |
| GEORGIA           | 02/09/22 |    | 19  | 3-5    | .600  | 2-4        | .500  | 0-0         | .000  | 1        | 0   | 1   | 1.3 | 2   | 1  | 0   | 0   | 0   | 8   | 5.4 |     |
| at Kentucky       | 02/12/22 |    | 15  | 1-5    | .200  | 0-2        | .000  | 0-0         | .000  | 0        | 0   | 0   | 1.2 | 1   | 0  | 0   | 0   | 0   | 2   | 5.2 |     |
| at Texas A&M      | 02/15/22 |    | 8   | 0-6    | .000  | 0-4        | .000  | 0-0         | .000  | 0        | 0   | 0   | 1.1 | 0   | 0  | 0   | 0   | 0   | 0   | 5.0 |     |
| AUBURN            | 02/19/22 |    | 7   | 0-1    | .000  | 0-1        | .000  | 0-0         | .000  | 0        | 1   | 1   | 1.1 | 0   | 0  | 0   | 1   | 0   | 0   | 4.7 |     |
| Totals            |          |    | 8   | 325    | 32-91 | .352       | 21-64 | .328        | 19-23 | .826     | 9   | 16  | 25  | 1.1 | 17 | 8   | 13  | 3   | 9   | 104 | 4.7 |

Games played: 22  
Minutes/game: 14.8  
Points/game: 4.7  
FG Pct: 35.2  
3FG Pct: 32.8  
FT Pct: 82.6

Rebounds/game: 1.1  
Assists/game: 0.4  
Turnovers/game: 0.6  
Assist/turnover ratio: 0.6  
Steals/game: 0.4  
Blocks/game: 0.1

## GAME HIGHS

### Points

2021-22/Career 14, 2x, last vs. Miss. St. (1/19/22)

### Rebounds

2021-22/Career 4, vs. Stony Brook (12/22/21)

### Field Goals

2021-22/Career 4, 3x, last vs. vs. OSU (1/29/22)

### Field Goal Attempts

2021-22/Career 9, vs. Vanderbilt (1/22/22)

### 3-Point Field Goals

2021-22/Career 3, vs. Mississippi State (1/19/22)

### 3-Point FG Attempts

2021-22/Career 7, vs. Vanderbilt (1/22/22)

### Free Throws

2021-22/Career 5, at Ole Miss (1/24/22)

### Free Throw Attempts

2021-22/Career 5, 2x, last at Ole Miss (1/24/22)

### Assists

2021-22/Career 1, 8x, last vs. Georgia (2/9/22)

### Steals

2021-22/Career 2, 2x, last at SC (1/15/22)

### Blocked Shots

2021-22/Career 1, 3x, last vs. Auburn (2/19/22)

### Minutes Played

2021-22/Career 28, vs. Vanderbilt (1/22/22)

# #22 TYREE APPLEBY

SENIOR\* | G | 6-1 | 163 | JACKSONVILLE, ARK. | CLEVELAND STATE

## OVERVIEW

- A regular in the Gators' starting lineup his first season, leading the Gators in steals and ranking second in assists.
- A career 1,000-point scorer, tallying 1,181 points in three seasons, including two at Cleveland State before transferring to UF.
- Scored 899 points (14.3) and dished 297 assists (4.7) in 63 games at Cleveland State, starting 54 of his last 55 appearances.
- Has scored 20+ points 15 times and posted one triple-double, tallying 19 points, 11 rebounds and 11 assists vs. Milwaukee.

## 2021-22 HIGHLIGHTS

- Erupted for 26 points in the win vs. #2 Auburn, including 20 in the second half when he hit four of his six 3-point attempts.
- A key part of three straight comeback wins against Oklahoma State, Missouri and Ole Miss at a critical juncture in the Gators' season.
- Led the Gators with 21 points, four assists and three steals in the 16-point

rally vs. Oklahoma State, helping force 12 second-half turnovers.

- Scored all 17 of his points in the second half as UF erased a nine-point deficit with 8:00 to go at Missouri. Appleby went 10-for-10 from the free throw line, and his pair of free throws with 7.9 seconds left put the Gators over the top for a 66-65 win.
- Earned his first double-double as a Gator with 10 points and 10 assists Ole Miss, including a 7-for-8 free throw performance in the overtime session, as he helped bring Florida back from a nine-point halftime deficit to win the game.
- Hit a buzzer-beating 3-pointer to help the Gators down Ohio State, rallying from 10 points down in the second half. Appleby was named to the all-tournament team for his heroics.
- Hit five second-half 3-pointers vs. Maryland, nearly bringing the Gators back from a seven-point deficit in the closing minutes.
- Again playing a prominent role in the veteran Gators backcourt, bringing scoring and distribution to the point guard position.



## CAREER STATS

|          | Total  |           |          |      | 3-Point |      | F-Throws |      | Rebounds |     |     |     | Scoring |    |     |     |     |     |      |      |
|----------|--------|-----------|----------|------|---------|------|----------|------|----------|-----|-----|-----|---------|----|-----|-----|-----|-----|------|------|
| Season   | gp-gs  | min/avg   | fg-fga   | pct  | fg-fga  | pct  | ft-fa    | pct  | off      | def | tot | avg | pf      | fo | ast | to  | blk | stl | pts  | avg  |
| 2017-18* | 34-25  | 874/25.7  | 129-292  | .442 | 36-111  | .324 | 106-148  | .716 | 17       | 65  | 82  | 2.4 | 68      | 0  | 135 | 115 | 8   | 44  | 400  | 11.8 |
| 2018-19* | 29-29  | 885/30.5  | 147-350  | .420 | 74-190  | .389 | 131-168  | .780 | 10       | 98  | 108 | 3.7 | 48      | 1  | 162 | 100 | 9   | 42  | 499  | 17.2 |
| 2020-21  | 25-17  | 713/28.5  | 83-201   | .413 | 29-83   | .349 | 87-105   | .829 | 6        | 71  | 77  | 3.1 | 55      | 0  | 82  | 72  | 3   | 38  | 282  | 11.3 |
| 2021-22  | 27-20  | 730/27.0  | 74-205   | .361 | 48-145  | .331 | 93-107   | .869 | 2        | 55  | 57  | 2.1 | 48      | 0  | 101 | 69  | 2   | 38  | 289  | 10.7 |
| TOTAL    | 52-37  | 1443/27.8 | 157-406  | .387 | 77-228  | .338 | 180-212  | .849 | 8        | 126 | 134 | 2.6 | 103     | 0  | 183 | 141 | 5   | 76  | 571  | 11.0 |
| All*     | 115-91 | 3202/27.8 | 433-1048 | .413 | 187-529 | .353 | 417-528  | .790 | 35       | 289 | 324 | 2.8 | 219     | 1  | 480 | 356 | 22  | 162 | 1470 | 12.8 |

## GAME-BY-GAME STATS

| Opponent          | Date     | gs | min | Total  |        | 3-Pointers |        | Free throws |        | Rebounds |     |     |     |     |    |     |     |     |     |      |      |
|-------------------|----------|----|-----|--------|--------|------------|--------|-------------|--------|----------|-----|-----|-----|-----|----|-----|-----|-----|-----|------|------|
|                   |          |    |     | fg-fga | pct    | 3fg-fga    | pct    | ft-fa       | pct    | off      | def | tot | avg | pf  | a  | t/o | blk | stl | pts | avg  |      |
| ELON              | 11/09/21 | *  | 28  | 3-6    | .500   | 3-5        | .600   | 5-5         | 1.000  | 0        | 3   | 3   | 3.0 | 1   | 3  | 4   | 0   | 0   | 14  | 14.0 |      |
| FLORIDA ST.       | 11/14/21 | *  | 30  | 2-10   | .200   | 1-6        | .167   | 0-0         | .000   | 0        | 3   | 3   | 3.0 | 3   | 5  | 1   | 0   | 0   | 5   | 9.5  |      |
| MILWAUKEE         | 11/18/21 | *  | 31  | 5-8    | .625   | 4-7        | .571   | 0-0         | .000   | 0        | 6   | 6   | 4.0 | 2   | 5  | 3   | 1   | 3   | 14  | 11.0 |      |
| vs California     | 11/22/21 | *  | 27  | 4-8    | .500   | 0-2        | .000   | 7-7         | 1.000  | 0        | 2   | 2   | 3.5 | 1   | 3  | 1   | 0   | 2   | 15  | 12.0 |      |
| vs Ohio St.       | 11/24/21 | *  | 29  | 2-10   | .200   | 1-3        | .333   | 3-4         | .750   | 0        | 1   | 1   | 3.0 | 2   | 2  | 1   | 0   | 1   | 8   | 11.2 |      |
| TROY              | 11/28/21 | *  | 19  | 3-5    | .600   | 2-4        | .500   | 4-4         | 1.000  | 0        | 1   | 1   | 2.7 | 2   | 1  | 4   | 0   | 2   | 12  | 11.3 |      |
| at Oklahoma       | 12/01/21 | *  | 30  | 2-12   | .167   | 2-10       | .200   | 5-5         | 1.000  | 0        | 2   | 2   | 2.6 | 2   | 2  | 3   | 0   | 1   | 11  | 11.3 |      |
| TEXAS SOUTHERN    | 12/06/21 |    | 26  | 1-7    | .143   | 0-6        | .000   | 1-2         | .500   | 0        | 0   | 0   | 2.3 | 0   | 0  | 4   | 0   | 2   | 3   | 10.3 |      |
| NORTH FLORIDA     | 12/08/21 |    | 20  | 3-3    | 1.000  | 1-1        | 1.000  | 6-8         | .750   | 0        | 1   | 1   | 2.1 | 1   | 1  | 0   | 0   | 4   | 13  | 10.6 |      |
| vs Maryland       | 12/12/21 |    | 27  | 5-9    | .556   | 5-8        | .625   | 0-0         | .000   | 0        | 1   | 1   | 2.0 | 2   | 3  | 3   | 0   | 0   | 15  | 11.0 |      |
| vs South Fla.     | 12/18/21 | *  | 30  | 2-8    | .250   | 0-5        | .000   | 2-2         | 1.000  | 0        | 2   | 2   | 2.0 | 2   | 5  | 2   | 0   | 1   | 6   | 10.5 |      |
| STONY BROOK       | 12/22/21 | *  | 23  | 2-5    | .400   | 0-2        | .000   | 0-0         | .000   | 0        | 3   | 3   | 2.1 | 2   | 7  | 2   | 0   | 3   | 4   | 10.0 |      |
| ALABAMA           | 01/05/22 | *  | 29  | 1-6    | .167   | 0-3        | .000   | 7-10        | .700   | 0        | 1   | 1   | 2.0 | 2   | 5  | 4   | 0   | 0   | 9   | 9.9  |      |
| at Auburn         | 01/08/22 | *  | 30  | 2-7    | .286   | 1-5        | .200   | 6-8         | .750   | 1        | 3   | 4   | 2.1 | 2   | 9  | 4   | 1   | 4   | 11  | 10.0 |      |
| LSU               | 01/12/22 | *  | 19  | 1-1    | 1.000  | 0-0        | .000   | 0-0         | .000   | 0        | 1   | 1   | 2.1 | 0   | 1  | 4   | 0   | 0   | 2   | 9.5  |      |
| at South Carolina | 01/15/22 |    | 25  | 1-4    | .250   | 0-2        | .000   | 2-3         | .667   | 0        | 1   | 1   | 2.0 | 1   | 6  | 2   | 0   | 2   | 4   | 9.1  |      |
| MISSISSIPPI ST.   | 01/19/22 |    | 28  | 4-9    | .444   | 4-9        | .444   | 5-6         | .833   | 1        | 3   | 4   | 2.1 | 2   | 5  | 2   | 0   | 1   | 17  | 9.6  |      |
| VANDERBILT        | 01/22/22 |    | 24  | 4-10   | .400   | 3-9        | .333   | 0-0         | .000   | 0        | 4   | 4   | 2.2 | 3   | 3  | 1   | 0   | 4   | 11  | 9.7  |      |
| at Ole Miss       | 01/24/22 |    | 25  | 3-8    | .375   | 3-8        | .375   | 2-2         | 1.000  | 0        | 4   | 4   | 2.3 | 2   | 4  | 4   | 0   | 0   | 11  | 9.7  |      |
| at Tennessee      | 01/26/22 | *  | 36  | 4-10   | .400   | 4-8        | .500   | 4-4         | 1.000  | 0        | 1   | 1   | 2.3 | 1   | 7  | 5   | 0   | 2   | 16  | 10.1 |      |
| OKLAHOMA ST.      | 01/29/22 | *  | 32  | 5-10   | .500   | 3-8        | .375   | 8-9         | .889   | 0        | 3   | 3   | 2.3 | 3   | 4  | 2   | 0   | 3   | 21  | 10.6 |      |
| at Missouri       | 02/02/22 | *  | 23  | 3-4    | .750   | 1-2        | .500   | 10-10       | 1.000  | 0        | 0   | 0   | 2.2 | 3   | 1  | 3   | 0   | 1   | 17  | 10.9 |      |
| OLE MISS          | 02/05/22 | *  | 35  | 1-10   | .100   | 1-6        | .167   | 7-8         | .875   | 0        | 3   | 3   | 2.2 | 2   | 10 | 3   | 0   | 1   | 10  | 10.8 |      |
| GEORGIA           | 02/09/22 | *  | 32  | 3-11   | .273   | 3-9        | .333   | 2-2         | 1.000  | 0        | 2   | 2   | 2.2 | 2   | 3  | 2   | 0   | 0   | 11  | 10.8 |      |
| at Kentucky       | 02/12/22 | *  | 7   | 0-1    | .000   | 0-1        | .000   | 0-0         | .000   | 0        | 1   | 1   | 2.2 | 1   | 1  | 0   | 0   | 0   | 0   | 10.4 |      |
| at Texas A&M      | 02/15/22 | *  | 34  | 1-8    | .125   | 1-6        | .167   | 0-0         | .000   | 0        | 2   | 2   | 2.2 | 3   | 3  | 1   | 0   | 0   | 3   | 10.1 |      |
| AUBURN            | 02/19/22 | *  | 31  | 7-15   | .467   | 5-10       | .500   | 7-8         | .875   | 0        | 1   | 1   | 2.1 | 1   | 2  | 4   | 0   | 1   | 26  | 10.7 |      |
| Totals            |          |    | 20  | 730    | 74-205 | .361       | 48-145 | .331        | 93-107 | .869     | 2   | 55  | 57  | 2.1 | 48 | 101 | 69  | 2   | 38  | 289  | 10.7 |

## APPLEBY VS. ARKANSAS

| Opponent    | Date     | GS | Min | FG | FGA | Pct  | 3FG | FGA | Pct  | FT | FTA | Pct   | Off | Def | Tot | PF | FO | A | TO | Blk | Stl | Pts |
|-------------|----------|----|-----|----|-----|------|-----|-----|------|----|-----|-------|-----|-----|-----|----|----|---|----|-----|-----|-----|
| at Arkansas | 02/16/21 | *  | 37  | 6  | 14  | .429 | 1   | 7   | .143 | 3  | 3   | 1.000 | 0   | 1   | 1   | 1  | 0  | 2 | 7  | 0   | 1   | 16  |

## GAME HIGHS

### Points

|            |                                |
|------------|--------------------------------|
| 2021-22/UF | 26, vs. Auburn (2/19/22)       |
| Career     | 37, vs. Bowling Gren (12/5/18) |

### Rebounds

|         |                               |
|---------|-------------------------------|
| 2021-22 | 6, vs. Milwaukee (11/18/21)   |
| UF      | 7, vs. Ole Miss (1/12/21)     |
| Career  | 11, vs. UW-Milwaukee (2/9/19) |

### Field Goals

|            |                                  |
|------------|----------------------------------|
| 2021-22/UF | 7, vs. Auburn (2/19/22)          |
| UF         | 7, 2x, last vs. Auburn (2/19/22) |
| Career     | 13, vs. Bowling Green (12/5/18)  |

### Field Goal Attempts

|            |                              |
|------------|------------------------------|
| 2021-22/UF | 15, vs. Auburn (2/19/22)     |
| Career     | 20, at UW-Green Bay (1/5/19) |

### 3-Point Field Goals

|            |                                  |
|------------|----------------------------------|
| 2021-22/UF | 5, 2x, last vs. Auburn (2/19/22) |
| Career     | 7, 2x, last at UW-Mil. (1/3/19)  |

### 3-Point FG Attempts

|            |                                   |
|------------|-----------------------------------|
| 2021-22/UF | 10, 2x, last vs. Auburn (2/19/22) |
| Career     | 12, 2x, last at UW-GB (2/7/19)    |

### Free Throws

|         |                                       |
|---------|---------------------------------------|
| 2021-22 | 10, at Missouri (2/2/22)              |
| UF      | 11, at Miss. State (1/16/21)          |
| Career  | 12, 2x, last at Ill. State (12/16/18) |

### Free Throw Attempts

|         |                                    |
|---------|------------------------------------|
| 2021-22 | 10, 2x, last at Missouri (2/2/22)  |
| UF      | 11, at Miss. State (1/16/21)       |
| Career  | 15, vs. Northern Kentucky (3/3/18) |

### Assists

|            |                                  |
|------------|----------------------------------|
| 2021-22/UF | 10, vs. Ole Miss (2/5/22)        |
| Career     | 11, 2x, last vs. IUPUI (2/16/19) |

### Steals

|         |                                      |
|---------|--------------------------------------|
| 2021-22 | 4, 3x, last vs. Vanderbilt (1/22/22) |
| UF      | 4, 5x, last vs. Vanderbilt (1/22/22) |
| Career  | 4, 7x, last vs. Vanderbilt (1/22/22) |

### Blocked Shots

|         |                                  |
|---------|----------------------------------|
| 2021-22 | 1, 2x, last at Auburn (1/8/22)   |
| UF      | 1, 5x, last at Auburn (1/8/22)   |
| Career  | 2, 2x, last vs. No. Ky. (2/3/18) |

### Minutes Played

|         |                                    |
|---------|------------------------------------|
| 2021-22 | 35, 2x, last vs. Ole Miss (2/5/22) |
| UF      | 37, 3x, last at Arkansas (2/16/21) |
| Career  | 38, 2x, last vs. UW-Mil. (2/9/19)  |



# #23 BRANDON McKISSIC

GRAD | G | 6-3 | 185 | FERGUSON, Mo. | UMKC

## OVERVIEW

- Averaged 11.0 points, 2.9 rebounds, 2.3 assists and 1.2 steals in 107 games with 86 starts over four seasons at UMKC, shooting .484 from the field and .385 from 3-point range.
- Leaves UMKC as the ninth-ranked scorer in program history with 1,178 points for the Roos.
- Saw his scoring average increase each season, climbing from 7.9 as a freshman to 10.5 as a sophomore, 11.0 as a junior and 17.2 in his all-conference senior season.
- Earned Summit League Defensive Player of the Year and second-team all-league honors in 2020-21.

## 2020-21 HIGHLIGHTS

- Part of the Gators' talented quartet of 2021 transfers, McKissic brings experience, toughness and leadership to UF's backcourt.
- A defensive stopper, McKissic helped key the Gators' 61-42 win vs. Vanderbilt in which the SEC's leading scorer Scotty Pippen Jr. managed a season-low six points on 1-for-10 shooting.
- Posted 12 points in the win vs. #20 Florida State and added two assists and two steals.



## CAREER STATS

| Season   | gp-gs   |           | Total    |      | 3-Point |      | F-Throws |      | Rebounds |     |     |     | Scoring |     |      |      |
|----------|---------|-----------|----------|------|---------|------|----------|------|----------|-----|-----|-----|---------|-----|------|------|
|          |         |           | fg-fga   | pct  | fg-fga  | pct  | ft-fa    | pct  | off      | def | tot | avg | pts     | avg | pts  | avg  |
| 2017-18* | 31-20   | 713/23.0  | 86-187   | .460 | 25-60   | .417 | 47-75    | .627 | 18       | 68  | 86  | 2.8 | 94      | 4   | 244  | 7.9  |
| 2018-19* | 30-28   | 913/30.4  | 124-274  | .453 | 29-85   | .341 | 39-68    | .574 | 17       | 80  | 97  | 3.2 | 83      | 4   | 316  | 10.5 |
| 2019-20* | 28-21   | 751/26.8  | 121-234  | .517 | 28-76   | .368 | 38-67    | .567 | 3        | 59  | 62  | 2.2 | 74      | 2   | 308  | 11.0 |
| 2020-21* | 18-17   | 612/34.0  | 120-236  | .508 | 30-70   | .429 | 40-60    | .667 | 11       | 55  | 66  | 3.7 | 51      | 2   | 310  | 17.2 |
| 2021-22  | 27-20   | 665/24.6  | 57-156   | .365 | 24-97   | .247 | 25-42    | .595 | 18       | 59  | 77  | 2.9 | 56      | 0   | 163  | 6.0  |
| TOTAL    | 27-20   | 665/24.6  | 57-156   | .365 | 24-97   | .247 | 25-42    | .595 | 18       | 59  | 77  | 2.9 | 56      | 0   | 163  | 6.0  |
| All*     | 134-106 | 3654/27.3 | 508-1087 | .467 | 136-388 | .351 | 189-312  | .606 | 67       | 321 | 388 | 2.9 | 358     | 12  | 1341 | 10.0 |

## GAME-BY-GAME STATS

| Opponent          | Date     | gs | min | Total  |        | 3-Pointers |       | Free throws |       | Rebounds |     |     |     | pf  | a  | t/o | blk | stl | pts | avg |     |
|-------------------|----------|----|-----|--------|--------|------------|-------|-------------|-------|----------|-----|-----|-----|-----|----|-----|-----|-----|-----|-----|-----|
|                   |          |    |     | fg-fga | pct    | 3fg-fga    | pct   | ft-fa       | pct   | off      | def | tot | avg |     |    |     |     |     |     |     |     |
| ELON              | 11/09/21 | *  | 28  | 1-5    | .200   | 0-3        | .000  | 2-2         | 1.000 | 1        | 2   | 3   | 3.0 | 1   | 1  | 0   | 0   | 2   | 4   | 4.0 |     |
| FLORIDA ST.       | 11/14/21 | *  | 29  | 4-9    | .444   | 2-6        | .333  | 2-2         | 1.000 | 1        | 2   | 3   | 3.0 | 2   | 2  | 3   | 0   | 2   | 12  | 8.0 |     |
| MILWAUKEE         | 11/18/21 | *  | 29  | 3-9    | .333   | 1-6        | .167  | 0-0         | .000  | 0        | 7   | 7   | 4.3 | 1   | 2  | 0   | 0   | 0   | 7   | 7.7 |     |
| vs California     | 11/22/21 | *  | 21  | 1-3    | .333   | 0-2        | .000  | 1-2         | .500  | 0        | 1   | 1   | 3.5 | 3   | 1  | 2   | 0   | 3   | 3   | 6.5 |     |
| vs Ohio St.       | 11/24/21 | *  | 20  | 2-8    | .250   | 1-5        | .200  | 1-2         | .500  | 2        | 3   | 5   | 3.8 | 4   | 1  | 0   | 0   | 2   | 6   | 6.4 |     |
| TROY              | 11/28/21 | *  | 27  | 3-8    | .375   | 2-4        | .500  | 2-2         | 1.000 | 0        | 3   | 3   | 3.7 | 2   | 1  | 2   | 0   | 2   | 10  | 7.0 |     |
| at Oklahoma       | 12/01/21 | *  | 29  | 5-10   | .500   | 1-4        | .250  | 0-0         | .000  | 2        | 1   | 3   | 3.6 | 3   | 0  | 3   | 0   | 0   | 11  | 7.6 |     |
| TEXAS SOUTHERN    | 12/06/21 | *  | 35  | 4-6    | .667   | 4-6        | .667  | 3-6         | .500  | 0        | 1   | 1   | 3.3 | 2   | 1  | 1   | 0   | 3   | 15  | 8.5 |     |
| NORTH FLORIDA     | 12/08/21 | *  | 26  | 2-6    | .333   | 1-4        | .250  | 2-2         | 1.000 | 2        | 3   | 5   | 3.4 | 1   | 3  | 2   | 0   | 2   | 7   | 8.3 |     |
| vs Maryland       | 12/12/21 | *  | 32  | 1-4    | .250   | 0-1        | .000  | 0-0         | .000  | 1        | 1   | 2   | 3.3 | 0   | 2  | 2   | 0   | 3   | 2   | 7.7 |     |
| vs South Fla.     | 12/18/21 | *  | 26  | 2-6    | .333   | 2-4        | .500  | 0-0         | .000  | 1        | 2   | 3   | 3.3 | 2   | 5  | 1   | 0   | 0   | 6   | 7.5 |     |
| STONY BROOK       | 12/22/21 | *  | 30  | 2-6    | .333   | 0-4        | .000  | 0-0         | .000  | 1        | 1   | 2   | 3.2 | 3   | 2  | 1   | 1   | 2   | 4   | 7.3 |     |
| ALABAMA           | 01/05/22 | *  | 26  | 2-2    | 1.000  | 2-2        | 1.000 | 1-2         | .500  | 1        | 2   | 3   | 3.2 | 3   | 1  | 3   | 0   | 1   | 7   | 7.2 |     |
| at Auburn         | 01/08/22 | *  | 24  | 2-5    | .400   | 0-3        | .000  | 0-2         | .000  | 0        | 3   | 3   | 3.1 | 2   | 1  | 0   | 0   | 0   | 4   | 7.0 |     |
| LSU               | 01/12/22 | *  | 28  | 1-8    | .125   | 1-7        | .143  | 0-2         | .000  | 1        | 2   | 3   | 3.1 | 2   | 2  | 0   | 0   | 1   | 3   | 6.7 |     |
| at South Carolina | 01/15/22 | *  | 23  | 1-3    | .333   | 0-2        | .000  | 0-0         | .000  | 1        | 5   | 6   | 3.3 | 2   | 4  | 3   | 0   | 0   | 2   | 6.4 |     |
| MISSISSIPPI ST.   | 01/19/22 | *  | 26  | 1-3    | .333   | 0-1        | .000  | 0-1         | .000  | 0        | 5   | 5   | 3.4 | 2   | 1  | 1   | 0   | 1   | 2   | 6.2 |     |
| VANDERBILT        | 01/22/22 | *  | 24  | 3-10   | .300   | 1-6        | .167  | 2-4         | .500  | 2        | 0   | 2   | 3.3 | 2   | 4  | 0   | 1   | 1   | 9   | 6.3 |     |
| at Ole Miss       | 01/24/22 | *  | 29  | 3-6    | .500   | 0-2        | .000  | 1-2         | .500  | 1        | 3   | 4   | 3.4 | 2   | 3  | 1   | 0   | 0   | 7   | 6.4 |     |
| at Tennessee      | 01/26/22 | *  | 21  | 3-8    | .375   | 2-7        | .286  | 0-0         | .000  | 0        | 1   | 1   | 3.3 | 4   | 1  | 1   | 0   | 1   | 8   | 6.5 |     |
| OKLAHOMA ST.      | 01/29/22 | *  | 22  | 1-7    | .143   | 1-5        | .200  | 5-6         | .833  | 1        | 1   | 2   | 3.2 | 2   | 2  | 2   | 0   | 1   | 8   | 6.5 |     |
| at Missouri       | 02/02/22 | *  | 21  | 1-5    | .200   | 0-1        | .000  | 0-2         | .000  | 0        | 3   | 3   | 3.2 | 1   | 2  | 2   | 0   | 2   | 2   | 6.3 |     |
| OLE MISS          | 02/05/22 | *  | 14  | 3-5    | .600   | 1-3        | .333  | 0-0         | .000  | 0        | 2   | 2   | 3.1 | 3   | 1  | 1   | 0   | 0   | 7   | 6.3 |     |
| GEORGIA           | 02/09/22 | *  | 14  | 0-2    | .000   | 0-2        | .000  | 0-0         | .000  | 0        | 1   | 1   | 3.0 | 2   | 2  | 0   | 0   | 0   | 0   | 6.1 |     |
| at Kentucky       | 02/12/22 | *  | 26  | 4-6    | .667   | 0-2        | .000  | 1-1         | 1.000 | 0        | 1   | 1   | 3.0 | 0   | 1  | 3   | 0   | 0   | 9   | 6.2 |     |
| at Texas A&M      | 02/15/22 | *  | 15  | 1-3    | .333   | 1-2        | .500  | 0-0         | .000  | 0        | 0   | 0   | 2.8 | 3   | 0  | 2   | 0   | 1   | 3   | 6.1 |     |
| AUBURN            | 02/19/22 | *  | 20  | 1-3    | .333   | 1-3        | .333  | 2-2         | 1.000 | 0        | 3   | 3   | 2.9 | 2   | 1  | 2   | 0   | 2   | 5   | 6.0 |     |
| Totals            |          |    | 20  | 665    | 57-156 | .365       | 24-97 | .247        | 25-42 | .595     | 18  | 59  | 77  | 2.9 | 56 | 47  | 38  | 2   | 32  | 163 | 6.0 |

Games played: 27  
Minutes/game: 24.6  
Points/game: 6.0  
FG Pct: 36.5  
3FG Pct: 24.7  
FT Pct: 59.5

Rebounds/game: 2.9  
Assists/game: 1.7  
Turnovers/game: 1.4  
Assist/turnover ratio: 1.2  
Steals/game: 1.2  
Blocks/game: 0.1

## GAME HIGHS

### Points

2021-22/UF 15, vs. Texas Southern (12/6/21)  
Career 29, vs. Omaha (2/12/21)

### Rebounds

2021-22/UF 7, vs. Milwaukee (11/18/21)  
Career 9, vs. Seattle (2/8/18)

### Field Goals

2021-22/UF 5, at Oklahoma (12/1/21)  
Career 11, vs. Omaha (2/12/21)

### Field Goal Attempts

2021-22/UF 10, 2x, last vs. Vandy (1/22/22)  
Career 19, vs. Omaha (2/12/21)

### 3-Point Field Goals

2021-22/UF 4, vs. Texas Southern (12/6/21)  
Career 5, vs. Avila (11/5/19)

### 3-Point FG Attempts

2021-22/UF 7, 2x, last at Tennessee (1/26/22)  
Career 8, 2x, last at Kansas St. (11/30/20)

### Free Throws

2021-22/UF 5, vs. Oklahoma State (1/29/22)  
Career 7, vs. Chicago State (2/15/18)

### Free Throw Attempts

2021-22/UF 6, 2x, last vs. Okla. State (1/29/22)  
Career 11, vs. Chicago State (2/15/18)

### Assists

2021-22/UF 5, vs. USF (12/18/21)  
Career 8, 2x, last vs. Denver (2/20/21)

### Steals

2021-22/UF 3, 3x, last vs. Maryland (12/12/21)  
Career 4, 4x, last vs. Omaha (2/12/21)

### Blocked Shots

2021-22/UF 1, 2x, last vs. Vanderbilt (1/22/22)  
Career 2, at CS-Bakersfield (1/17/19)

### Minutes Played

2021-22/UF 35, vs. Texas Southern (12/6/21)  
Career 40, 3x, last vs. Omaha (2/12/21)

# #24 PHLANDROUS FLEMING JR.

GRAD | G | 6-5 | 205 | ATHENS, GA. | CHARLESTON SOUTHERN

## OVERVIEW

- Scored 1,510 points over four seasons at Charleston Southern, averaging 15.0 points in 101 appearances with 88 starts.
- Two-time Big South Defensive Player of the Year and first-team All-Big South honoree.
- One of two players in Charleston Southern history to reach 1,000 points, 500 rebounds, 200 assists, 100 steals and 50 blocked shots.
- Posted 30 games with 20+ points, including seven 30-point performances, and had 23 double-doubles and a triple-double for the Buccaneers.

## 2020-21 HIGHLIGHTS

- Posted his first 20-point game as a Gator in the win vs. Stony Brook, including a 4-for-5 shooting performance from 3-point range.
- Hit a dagger 3-pointer that put the Gators up seven vs. Oklahoma State after completing a 16-point comeback. Fleming finished with 14 points in the win.
- Came off the bench for team-leading 19 points and four steals in the win vs. Ohio State, earning all-tournament team honors at the Fort Myers Tip-Off.
- Earned his first double-figure scoring game as a Gator with 12 points in the win vs. Milwaukee.
- Part of Florida's quartet of talented incoming transfers, Fleming's versatility and willingness to rebound his position will lead to plenty of opportunity in the Gators' veteran backcourt.



## CAREER STATS

| Season   | gp-gs   |           | Total    |      | 3-Point |      | F-Throws |      | Rebounds |     |     |     | Scoring |    |     |     |
|----------|---------|-----------|----------|------|---------|------|----------|------|----------|-----|-----|-----|---------|----|-----|-----|
|          |         |           | fg-fga   | pct  | fg-fga  | pct  | ft-fa    | pct  | off      | def | tot | avg | pf      | fo | ast | to  |
| 2017-18* | 29-28   | 811/28.0  | 106-254  | .417 | 43-118  | .364 | 52-72    | .722 | 39       | 75  | 114 | 3.9 | 50      | 0  | 47  | 42  |
| 2018-19* | 22-11   | 621/28.2  | 97-241   | .402 | 33-114  | .289 | 49-61    | .803 | 37       | 83  | 120 | 5.5 | 45      | 0  | 60  | 46  |
| 2019-20* | 32-31   | 1132/35.4 | 207-477  | .434 | 45-174  | .259 | 106-136  | .779 | 50       | 228 | 278 | 8.7 | 59      | 1  | 121 | 107 |
| 2020-21* | 18-18   | 616/34.2  | 118-299  | .395 | 47-147  | .320 | 79-98    | .806 | 16       | 117 | 133 | 7.4 | 49      | 1  | 41  | 49  |
| 2021-22  | 27-16   | 709/26.3  | 87-234   | .372 | 31-102  | .304 | 69-89    | .775 | 46       | 64  | 110 | 4.1 | 43      | 0  | 47  | 43  |
| TOTAL    | 27-16   | 709/26.3  | 87-234   | .372 | 31-102  | .304 | 69-89    | .775 | 46       | 64  | 110 | 4.1 | 43      | 0  | 47  | 43  |
| All*     | 128-104 | 3889/30.4 | 615-1505 | .409 | 199-655 | .304 | 355-456  | .779 | 188      | 567 | 755 | 5.9 | 246     | 2  | 316 | 287 |

## GAME-BY-GAME STATS

| Opponent          | Date     | gs min |      | Total  |      | 3-Pointers |      | Free throws |      | Rebounds |     |     |     | Field Goal Attempts |    |     |     |
|-------------------|----------|--------|------|--------|------|------------|------|-------------|------|----------|-----|-----|-----|---------------------|----|-----|-----|
|                   |          |        |      | fg-fga | pct  | 3fg-fga    | pct  | ft-fa       | pct  | off      | def | tot | avg | pf                  | a  | t/o | blk |
| ELON              | 11/09/21 | 17     | 1-5  | .200   | 0-2  | .000       | 2-3  | .667        | 0    | 2        | 2   | 2.0 | 0   | 1                   | 0  | 2   | 1   |
| FLORIDA ST.       | 11/14/21 | 21     | 3-11 | .273   | 1-5  | .200       | 2-5  | .400        | 3    | 2        | 5   | 3.5 | 1   | 2                   | 2  | 1   | 0   |
| MILWAUKEE         | 11/18/21 | 19     | 5-11 | .455   | 2-5  | .400       | 0-0  | .000        | 0    | 2        | 2   | 3.0 | 0   | 2                   | 1  | 1   | 0   |
| vs California     | 11/22/21 | 24     | 3-7  | .429   | 1-2  | .500       | 4-4  | 1.000       | 1    | 1        | 2   | 2.8 | 0   | 0                   | 1  | 0   | 0   |
| vs Ohio St.       | 11/24/21 | 33     | 5-11 | .455   | 0-1  | .000       | 9-10 | .900        | 2    | 0        | 2   | 2.6 | 4   | 1                   | 3  | 1   | 4   |
| TROY              | 11/28/21 | * 19   | 4-9  | .444   | 1-4  | .250       | 2-3  | .667        | 5    | 1        | 6   | 3.2 | 0   | 2                   | 1  | 1   | 11  |
| at Oklahoma       | 12/01/21 | 32     | 6-11 | .545   | 0-1  | .000       | 5-6  | .833        | 1    | 5        | 6   | 3.6 | 0   | 1                   | 0  | 1   | 2   |
| TEXAS SOUTHERN    | 12/06/21 | * 22   | 2-8  | .250   | 0-3  | .000       | 1-2  | .500        | 1    | 2        | 3   | 3.4 | 4   | 3                   | 2  | 0   | 2   |
| NORTH FLORIDA     | 12/08/21 | * 16   | 3-4  | .750   | 1-1  | 1.000      | 0-0  | .000        | 0    | 0        | 0   | 3.0 | 2   | 1                   | 0  | 0   | 2   |
| vs Maryland       | 12/12/21 | * 33   | 3-12 | .250   | 2-5  | .400       | 7-8  | .875        | 6    | 5        | 11  | 3.8 | 3   | 4                   | 3  | 2   | 1   |
| vs South Fla.     | 12/18/21 | 25     | 4-7  | .571   | 2-3  | .667       | 2-2  | 1.000       | 0    | 1        | 1   | 3.5 | 1   | 0                   | 1  | 1   | 0   |
| STONY BROOK       | 12/22/21 | * 25   | 6-8  | .750   | 4-5  | .800       | 4-4  | 1.000       | 2    | 2        | 4   | 3.6 | 1   | 2                   | 3  | 0   | 2   |
| ALABAMA           | 01/05/22 | 16     | 0-6  | .000   | 0-2  | .000       | 0-0  | .000        | 1    | 1        | 2   | 3.5 | 0   | 1                   | 3  | 0   | 2   |
| at Auburn         | 01/08/22 | 26     | 1-6  | .167   | 0-0  | .000       | 5-5  | 1.000       | 0    | 4        | 4   | 3.5 | 3   | 0                   | 3  | 0   | 1   |
| LSU               | 01/12/22 | 26     | 4-11 | .364   | 3-8  | .375       | 0-0  | .000        | 2    | 2        | 4   | 3.5 | 3   | 0                   | 0  | 1   | 2   |
| at South Carolina | 01/15/22 | * 27   | 6-11 | .545   | 2-5  | .400       | 0-1  | .000        | 1    | 2        | 3   | 3.5 | 1   | 1                   | 2  | 1   | 1   |
| MISSISSIPPI ST.   | 01/19/22 | * 18   | 2-4  | .500   | 0-1  | .000       | 6-7  | .857        | 1    | 2        | 3   | 3.5 | 3   | 5                   | 2  | 1   | 2   |
| VANDERBILT        | 01/22/22 | * 24   | 3-8  | .375   | 0-3  | .000       | 0-1  | .000        | 2    | 3        | 5   | 3.6 | 2   | 0                   | 0  | 0   | 6   |
| at Ole Miss       | 01/24/22 | * 32   | 2-9  | .222   | 1-5  | .200       | 0-0  | .000        | 2    | 2        | 4   | 3.6 | 0   | 2                   | 3  | 0   | 1   |
| at Tennessee      | 01/26/22 | 29     | 5-11 | .455   | 1-5  | .200       | 0-0  | .000        | 2    | 2        | 4   | 3.6 | 1   | 3                   | 0  | 1   | 2   |
| OKLAHOMA ST.      | 01/29/22 | * 32   | 3-6  | .500   | 2-4  | .500       | 6-6  | 1.000       | 3    | 3        | 6   | 3.7 | 3   | 2                   | 2  | 0   | 1   |
| at Missouri       | 02/02/22 | * 36   | 2-10 | .200   | 2-6  | .333       | 6-8  | .750        | 4    | 2        | 6   | 3.8 | 2   | 3                   | 3  | 0   | 1   |
| OLE MISS          | 02/05/22 | * 32   | 4-11 | .364   | 2-8  | .250       | 0-2  | .000        | 0    | 7        | 7   | 4.0 | 3   | 0                   | 1  | 3   | 2   |
| GEORGIA           | 02/09/22 | * 30   | 3-9  | .333   | 0-4  | .000       | 2-4  | .500        | 2    | 4        | 6   | 4.0 | 0   | 2                   | 0  | 0   | 4   |
| at Kentucky       | 02/12/22 | * 29   | 3-8  | .375   | 0-3  | .000       | 2-2  | 1.000       | 0    | 4        | 4   | 4.0 | 1   | 2                   | 0  | 0   | 0   |
| at Texas A&M      | 02/15/22 | * 34   | 2-11 | .182   | 2-7  | .286       | 3-4  | .750        | 4    | 2        | 6   | 4.1 | 3   | 2                   | 4  | 1   | 3   |
| AUBURN            | 02/19/22 | * 32   | 2-9  | .222   | 2-4  | .500       | 1-2  | .500        | 1    | 2        | 3   | 4.1 | 2   | 5                   | 3  | 0   | 1   |
| Totals            |          | 16     | 709  | 87-234 | .372 | 31-102     | .304 | 69-89       | .775 | 46       | 64  | 110 | 4.1 | 43                  | 47 | 43  | 18  |

Games played: 27  
Minutes/game: 26.3  
Points/game: 10.1  
FG Pct: 37.2  
3FG Pct: 30.4  
FT Pct: 77.5

Rebounds/game: 4.1  
Assists/game: 1.7  
Turnovers/game: 1.6  
Assist/turnover ratio: 1.1  
Steals/game: 1.4  
Blocks/game: 0.7

## GAME HIGHS

### Points

|            |                                |
|------------|--------------------------------|
| 2021-22/UF | 20, vs. Stony Brook (12/22/21) |
| Career     | 35, at Presbyterian (2/22/21)  |

### Rebounds

|            |                                     |
|------------|-------------------------------------|
| 2021-22/UF | 11, vs. Maryland (12/12/21)         |
| Career     | 15, 2x, last vs. High Pt. (2/13/20) |

### Field Goals

|            |                             |
|------------|-----------------------------|
| 2021-22/UF | 6, 3x, last at SC (1/15/22) |
| Career     | 12, vs. Winthrop (1/5/21)   |

### Field Goal Attempts

|            |                             |
|------------|-----------------------------|
| 2021-22/UF | 12, vs. Maryland (12/12/21) |
| Career     | 25, vs. Hampton (12/21/20)  |

### 3-Point Field Goals

|            |                                  |
|------------|----------------------------------|
| 2021-22/UF | 4, vs. Stony Brook (12/22/21)    |
| Career     | 5, 4x, last at Presby. (2/22/21) |

### 3-Point FG Attempts

|            |                                   |
|------------|-----------------------------------|
| 2021-22/UF | 8, 2x, last vs. Ole Miss (2/5/22) |
| Career     | 13, 2x, last at Presby. (2/22/21) |

### Free Throws

|            |                               |
|------------|-------------------------------|
| 2021-22/UF | 9, vs. Ohio State (11/24/21)  |
| Career     | 14, at Presbyterian (2/22/21) |

### Free Throw Attempts

|            |                               |
|------------|-------------------------------|
| 2021-22/UF | 10, vs. Ohio State (11/24/21) |
| Career     | 19, at Presbyterian (2/22/21) |

### Assists

|            |                                  |
|------------|----------------------------------|
| 2021-22/UF | 5, 2x, last vs. Auburn (2/19/22) |
| Career     | 12, vs. Presbyterian (3/3/20)    |

### Steals

|            |                                  |
|------------|----------------------------------|
| 2021-22/UF | 4, 2x, last vs. Georgia (2/9/22) |
| Career     | 5, at Dayton (11/16/19)          |

### Blocked Shots

|            |                              |
|------------|------------------------------|
| 2021-22/UF | 3, vs. Ole Miss (2/5/22)     |
| Career     | 6, at Gardner-Webb (1/25/20) |

### Minutes Played

|            |                               |
|------------|-------------------------------|
| 2021-22/UF | 36, at Missouri (2/2/22)      |
| Career     | 49, at Gardner-Webb (1/25/20) |

# #32 TOUNGTHACH GATKEK

SOPHOMORE | F | 6-9 | 172 | PORTLAND, MAINE | TRINITY VALLEY CC (TEXAS)

## OVERVIEW

- A left-hander with a 7-foot-2 wingspan who runs the court and shot-blocks at a high level.
- Averaged 10 points, 6.9 reounds and 2.2 blocked shots per game in 2020-21 to earn All-Region Honors at Trinity Valley Community College in Texas, helping the team to a 23-3 record.

## 2021-22 HIGHLIGHTS

- Has seen his minutes increase dramatically with the injuries to Colin Castleton and Jason Jitoboh and is making the most of the opportunity.
- Played a big part in the comeback win vs. Oklahoma State, posting eight points, three rebounds and three blocked shots.
- Notched his first five-block game with five swats at Missouri, including one on a game-winning shot attempt with less than five seconds remaining.
- Made his Division I debut in the season-opening win vs. Elon and scored his first points as a Gator.



## CAREER STATS

| Season  | gp-gs | min/avg | Total  |      | 3-Point |      | F-Throws |      | Rebounds |     |     |     | Scoring |    |     |    |
|---------|-------|---------|--------|------|---------|------|----------|------|----------|-----|-----|-----|---------|----|-----|----|
|         |       |         | fg-fga | pct  | fg-fga  | pct  | ft-fa    | pct  | off      | def | tot | avg | pf      | fo | ast | to |
| 2021-22 | 16-0  | 134/8.4 | 8-21   | .381 | 0-2     | .000 | 7-14     | .500 | 7        | 22  | 29  | 1.8 | 19      | 0  | 2   | 4  |
| TOTAL   | 16-0  | 134/8.4 | 8-21   | .381 | 0-2     | .000 | 7-14     | .500 | 7        | 22  | 29  | 1.8 | 19      | 0  | 2   | 4  |

## GAME-BY-GAME STATS

| Opponent        | Date     | gs | min | Total  |      | 3-Pointers |      | Free throws |      | Rebounds |     |     |     | pf  | a | t/o | blk | stl | pts | avg |
|-----------------|----------|----|-----|--------|------|------------|------|-------------|------|----------|-----|-----|-----|-----|---|-----|-----|-----|-----|-----|
|                 |          |    |     | fg-fga | pct  | 3fg-fga    | pct  | ft-fa       | pct  | off      | def | tot | avg |     |   |     |     |     |     |     |
| ELON            | 11/09/21 | 9  | 1-2 | .500   | 0-0  | .000       | 0-0  | .000        | 0-0  | .000     | 0   | 2   | 2.0 | 3   | 0 | 0   | 0   | 0   | 2   | 2.0 |
| vs California   | 11/22/21 | 4  | 0-0 | .000   | 0-0  | .000       | 0-0  | .000        | 0-0  | .000     | 0   | 0   | 0   | 1.0 | 1 | 0   | 0   | 1   | 0   | 1.0 |
| TROY            | 11/28/21 | 6  | 0-2 | .000   | 0-1  | .000       | 0-0  | .000        | 0-0  | .000     | 0   | 1   | 1.0 | 0   | 0 | 0   | 0   | 0   | 0   | 0.7 |
| TEXAS SOUTHERN  | 12/06/21 | 4  | 0-0 | .000   | 0-0  | .000       | 0-0  | .000        | 0-1  | .000     | 1   | 0   | 1.0 | 1   | 0 | 1   | 1   | 0   | 0   | 0.5 |
| NORTH FLORIDA   | 12/08/21 | 6  | 0-2 | .000   | 0-0  | .000       | 0-1  | .000        | 0-1  | .000     | 1   | 5   | 6.0 | 2   | 0 | 1   | 0   | 0   | 0   | 0.4 |
| vs Maryland     | 12/12/21 | 3  | 0-0 | .000   | 0-0  | .000       | 0-0  | .000        | 0-0  | .000     | 0   | 0   | 0   | 1.7 | 0 | 0   | 0   | 0   | 0   | 0.3 |
| STONY BROOK     | 12/22/21 | 3  | 0-0 | .000   | 0-0  | .000       | 0-0  | .000        | 2-4  | .500     | 0   | 1   | 1.6 | 0   | 0 | 0   | 0   | 1   | 2   | 0.6 |
| MISSISSIPPI ST. | 01/19/22 | 16 | 1-2 | .500   | 0-0  | .000       | 0-0  | .000        | 0-0  | .000     | 0   | 1   | 1.5 | 1   | 0 | 0   | 1   | 2   | 2   | 0.8 |
| VANDERBILT      | 01/22/22 | 9  | 1-2 | .500   | 0-0  | .000       | 0-0  | .000        | 0-0  | .000     | 0   | 3   | 3.7 | 1   | 2 | 0   | 1   | 1   | 2   | 0.9 |
| at Ole Miss     | 01/24/22 | 11 | 1-2 | .500   | 0-0  | .000       | 1-2  | .500        | 1-2  | .500     | 1   | 0   | 1.6 | 4   | 0 | 0   | 1   | 0   | 3   | 1.1 |
| at Tennessee    | 01/26/22 | 12 | 1-2 | .500   | 0-0  | .000       | 0-0  | .000        | 0-0  | .000     | 1   | 3   | 4.8 | 1   | 0 | 1   | 2   | 0   | 2   | 1.2 |
| OKLAHOMA ST.    | 01/29/22 | 22 | 2-2 | 1.000  | 0-0  | .000       | 4-6  | .667        | 1-2  | .500     | 1   | 2   | 3.9 | 4   | 0 | 1   | 3   | 1   | 8   | 1.8 |
| at Missouri     | 02/02/22 | 19 | 0-3 | .000   | 0-1  | .000       | 0-0  | .000        | 0-0  | .000     | 1   | 3   | 4.2 | 0   | 0 | 0   | 5   | 1   | 0   | 1.6 |
| OLE MISS        | 02/05/22 | 5  | 0-1 | .000   | 0-0  | .000       | 0-0  | .000        | 0-0  | .000     | 0   | 1   | 2.0 | 0   | 0 | 0   | 0   | 0   | 0   | 1.5 |
| GEORGIA         | 02/09/22 | 3  | 0-0 | .000   | 0-0  | .000       | 0-0  | .000        | 0-0  | .000     | 0   | 0   | 0   | 1.9 | 1 | 0   | 0   | 0   | 0   | 1.4 |
| at Kentucky     | 02/12/22 | 2  | 1-1 | 1.000  | 0-0  | .000       | 0-0  | .000        | 0-0  | .000     | 1   | 0   | 1.8 | 0   | 0 | 0   | 0   | 0   | 2   | 1.4 |
| Totals          |          | 0  | 134 | 8-21   | .381 | 0-2        | .000 | 7-14        | .500 | 7        | 22  | 29  | 1.8 | 19  | 2 | 4   | 15  | 6   | 23  | 1.4 |

Games played: 16  
Minutes/game: 8.4  
Points/game: 1.4  
FG Pct: 38.1  
3FG Pct: 0.0  
FT Pct: 50.0

Rebounds/game: 1.8  
Assists/game: 0.1  
Turnovers/game: 0.3  
Assist/turnover ratio: 0.5  
Steals/game: 0.4  
Blocks/game: 0.9

## GAME HIGHS

### Points

2021-22/Career 8, vs. Oklahoma State (1/29/22)

### Rebounds

2021-22/Career 6, vs. North Florida (12/8/21)

### Field Goals

2021-22/Career 2, vs. Oklahoma State (1/29/22)

### Field Goal Attempts

2021-22/Career 3, at Missouri (2/2/22)

### 3-Point Field Goals

2021-22/Career ---

### 3-Point FG Attempts

2021-22/Career 1, 2x, last at Missouri (2/2/22)

### Free Throws

2021-22/Career 4, vs. Oklahoma State (1/29/22)

### Free Throw Attempts

2021-22/Career 6, vs. Oklahoma State (1/29/22)

### Assists

2021-22/Career 2, vs. Vanderbilt (1/22/22)

### Steals

2021-22/Career 2, vs. Mississippi State (1/19/22)

### Blocked Shots

2021-22/Career 5, at Missouri (2/2/22)

### Minutes Played

2021-22/Career 22, vs. Oklahoma State (1/29/22)

# #33 JASON JITOBH

JUNIOR\* | C | 6-11 | 285 | ABUJA, NIGERIA | HAMILTON HEIGHTS (TENN.)

## OVERVIEW

- Appeared in 33 games over his first two seasons, averaging 1.5 points per game.
- A rim protector with fantastic size with a good feel for the game.
- Has a soft touch around the basket and is a solid passer in the post.

## 2021-22 HIGHLIGHTS

- Suffered a season-ending eye injury on Jan. 26 at Tennessee.
- Made his first career start in the win vs. Mississippi State, battling through early foul trouble to post eight second-half points and a pair of blocked shots.
- Posted his first career double-figure rebounding game with 10 boards to go along with eight points in the win vs. Vanderbilt.
- Shot 6-for-6 with 12 points at Ole Miss, the most made field goals without a miss by a Gator in two years.
- After trending upwards with productive minutes vs. Maryland and USF, Jitoboh put it all together with a career day vs. Stony Brook, posting 12 points and seven rebounds.



## CAREER STATS

| Season  | gp-gs | min/avg  | Total  |      | 3-Point |      | F-Throws |      | Rebounds |     |     |     | Scoring |    |     |    |
|---------|-------|----------|--------|------|---------|------|----------|------|----------|-----|-----|-----|---------|----|-----|----|
|         |       |          | fg-fga | pct  | fg-fga  | pct  | ft-fa    | pct  | off      | def | tot | avg | pf      | fo | ast | to |
| 2019-20 | 21-0  | 133/6.3  | 15-29  | .517 | 0-0     | .000 | 8-17     | .471 | 13       | 15  | 28  | 1.3 | 22      | 0  | 0   | 5  |
| 2020-21 | 12-0  | 44/3.7   | 5-9    | .556 | 0-0     | .000 | 1-2      | .500 | 2        | 5   | 7   | 0.6 | 9       | 0  | 0   | 2  |
| 2021-22 | 18-4  | 188/10.4 | 31-49  | .633 | 0-1     | .000 | 11-16    | .688 | 21       | 22  | 43  | 2.4 | 36      | 2  | 7   | 6  |
| TOTAL   | 51-4  | 365/7.2  | 51-87  | .586 | 0-1     | .000 | 20-35    | .571 | 36       | 42  | 78  | 1.5 | 67      | 2  | 7   | 13 |

## GAME-BY-GAME STATS

| Opponent          | Date     | gs | min | Total  |       | 3-Pointers |      | Free throws |       | Rebounds |     |     |     | pf  | a  | t/o | blk | stl | pts | avg |     |
|-------------------|----------|----|-----|--------|-------|------------|------|-------------|-------|----------|-----|-----|-----|-----|----|-----|-----|-----|-----|-----|-----|
|                   |          |    |     | fg-fga | pct   | 3fg-fga    | pct  | ft-fa       | pct   | off      | def | tot | avg |     |    |     |     |     |     |     |     |
| ELON              | 11/09/21 |    | 8   | 1-3    | .333  | 0-0        | .000 | 0-0         | .000  | 1        | 0   | 1   | 1.0 | 5   | 0  | 0   | 1   | 0   | 2   | 2.0 |     |
| FLORIDA ST.       | 11/14/21 |    | 2   | 0-0    | .000  | 0-0        | .000 | 0-0         | .000  | 0        | 0   | 0   | 0.5 | 2   | 0  | 0   | 1   | 1   | 0   | 1.0 |     |
| MILWAUKEE         | 11/18/21 |    | 7   | 1-3    | .333  | 0-0        | .000 | 0-0         | .000  | 1        | 0   | 1   | 0.7 | 1   | 2  | 1   | 0   | 0   | 2   | 1.3 |     |
| vs California     | 11/22/21 |    | 7   | 0-2    | .000  | 0-0        | .000 | 2-2         | 1.000 | 0        | 1   | 1   | 0.8 | 3   | 0  | 0   | 0   | 1   | 2   | 1.5 |     |
| vs Ohio St.       | 11/24/21 |    | 1   | 0-0    | .000  | 0-0        | .000 | 0-0         | .000  | 0        | 0   | 0   | 0.6 | 0   | 0  | 0   | 0   | 0   | 0   | 1.2 |     |
| TROY              | 11/28/21 |    | 7   | 0-1    | .000  | 0-1        | .000 | 0-0         | .000  | 1        | 1   | 2   | 0.8 | 1   | 0  | 0   | 0   | 0   | 0   | 1.0 |     |
| NORTH FLORIDA     | 12/08/21 |    | 7   | 1-1    | 1.000 | 0-0        | .000 | 1-2         | .500  | 1        | 0   | 1   | 0.9 | 5   | 0  | 1   | 1   | 0   | 3   | 1.3 |     |
| vs Maryland       | 12/12/21 |    | 9   | 3-4    | .750  | 0-0        | .000 | 0-0         | .000  | 0        | 0   | 0   | 0.8 | 2   | 1  | 1   | 0   | 0   | 6   | 1.9 |     |
| vs South Fla.     | 12/18/21 |    | 10  | 2-3    | .667  | 0-0        | .000 | 0-0         | .000  | 1        | 3   | 4   | 1.1 | 0   | 0  | 0   | 1   | 0   | 4   | 2.1 |     |
| STONY BROOK       | 12/22/21 |    | 14  | 5-7    | .714  | 0-0        | .000 | 2-3         | .667  | 7        | 0   | 7   | 1.7 | 0   | 2  | 1   | 0   | 0   | 12  | 3.1 |     |
| ALABAMA           | 01/05/22 |    | 10  | 2-3    | .667  | 0-0        | .000 | 2-3         | .667  | 2        | 1   | 3   | 1.8 | 3   | 1  | 0   | 2   | 0   | 6   | 3.4 |     |
| at Auburn         | 01/08/22 |    | 6   | 0-2    | .000  | 0-0        | .000 | 0-0         | .000  | 0        | 0   | 0   | 1.7 | 0   | 0  | 0   | 0   | 1   | 0   | 3.1 |     |
| LSU               | 01/12/22 |    | 4   | 0-0    | .000  | 0-0        | .000 | 0-0         | .000  | 0        | 1   | 1   | 1.6 | 0   | 0  | 0   | 0   | 0   | 0   | 2.8 |     |
| at South Carolina | 01/15/22 |    | 13  | 3-3    | 1.000 | 0-0        | .000 | 0-0         | .000  | 1        | 3   | 4   | 1.8 | 1   | 0  | 0   | 1   | 1   | 6   | 3.1 |     |
| MISSISSIPPI ST.   | 01/19/22 | *  | 16  | 3-5    | .600  | 0-0        | .000 | 2-3         | .667  | 1        | 1   | 2   | 1.8 | 4   | 0  | 0   | 2   | 0   | 8   | 3.4 |     |
| VANDERBILT        | 01/22/22 | *  | 27  | 3-4    | .750  | 0-0        | .000 | 2-3         | .667  | 5        | 5   | 10  | 2.3 | 4   | 1  | 1   | 1   | 1   | 8   | 3.7 |     |
| at Ole Miss       | 01/24/22 | *  | 27  | 6-6    | 1.000 | 0-0        | .000 | 0-0         | .000  | 0        | 5   | 5   | 2.5 | 4   | 0  | 1   | 1   | 1   | 12  | 4.2 |     |
| at Tennessee      | 01/26/22 | *  | 13  | 1-2    | .500  | 0-0        | .000 | 0-0         | .000  | 0        | 1   | 1   | 2.4 | 1   | 0  | 0   | 0   | 0   | 2   | 4.1 |     |
| Totals            |          |    | 4   | 188    | 31-49 | .633       | 0-1  | .000        | 11-16 | .688     | 21  | 22  | 43  | 2.4 | 36 | 7   | 6   | 11  | 6   | 73  | 4.1 |

Games played: 18  
Minutes/game: 10.4  
Points/game: 4.1  
FG Pct: 63.3  
3FG Pct: 0.0  
FT Pct: 68.8

Rebounds/game: 2.4  
Assists/game: 0.4  
Turnovers/game: 0.3  
Assist/turnover ratio: 1.2  
Steals/game: 0.3  
Blocks/game: 0.6

## GAME HIGHS

### Points

2021-22/Career 12, 2x, last at Ole Miss (1/24/22)

### Rebounds

2021-22/Career 10, vs. Vanderbilt (1/22/22)

### Field Goals

2021-22/Career 6, at Ole Miss (1/24/22)

### Field Goal Attempts

2021-22/Career 7, vs. Stony Brook (12/22/21)

### 3-Point Field Goals

2021-22/Career ---

### 3-Point FG Attempts

2021-22/Career 1, vs. Troy (11/28/21)

### Free Throws

2021-22 2, 5x, last vs. Vanderbilt (1/22/22)

Career 3, vs. LBSU (12/28/19)

### Free Throw Attempts

2021-22 3, 4x, last vs. Vanderbilt (1/22/22)

Career 6, vs. LBSU (12/28/19)

### Assists

2021-22/Career 2, 2x, last vs. SBU (12/22/21)

### Steals

2021-22 1, 6x, last at Ole Miss (1/24/22)

Career 1, 7x, last at Ole Miss (1/24/22)

### Blocked Shots

2021-22/Career 2, 2x, last vs. Miss. State (1/19/22)

### Minutes Played

2021-22/Career 27, 2x, last at Ole Miss (1/24/22)

## JITOBOH VS. ARKANSAS

| Opponent | Date     | GS | Min | FG | FGA | Pct  | 3FG | FGA | Pct  | FT | FTA | Pct  | Off | Def | Tot | PF | FO | A | TO | Blk | Stl | Pts |
|----------|----------|----|-----|----|-----|------|-----|-----|------|----|-----|------|-----|-----|-----|----|----|---|----|-----|-----|-----|
| ARKANSAS | 02/18/20 |    | 16  | 1  | 4   | .250 | 0   | 0   | .000 | 0  | 0   | .000 | 0   | 3   | 3   | 3  | 0  | 0 | 0  | 1   | 0   | 2   |



**SOPHOMORE\* | G | 6-5 | 206 | FREEHOLD, N.J. | ROSELLE CATHOLIC**

- Slashing wing who can finish at the rim, and an explosive athlete who defends and rebounds his position well.
- Appeared in 14 games during his freshman season and had his biggest game in the Gators' win vs. sixth-ranked Tennessee.

- Had his best performance of the season in the comeback win vs. Oklahoma State, posting a +14 plus-minus in 13 minutes of action with a pair of blocked shots.
- Made his first career start in the win vs. Ole Miss, playing a career-high 29 minutes.



|         |       |          | Total  |      | 3-Point |      | F-Throws |      | Rebounds |     |     |     |    |    |     |    |     |     |     | Scoring |  |
|---------|-------|----------|--------|------|---------|------|----------|------|----------|-----|-----|-----|----|----|-----|----|-----|-----|-----|---------|--|
| Season  | gp-gs | min/avg  | fg-fga | pct  | fg-fga  | pct  | ft-fla   | pct  | off      | def | tot | avg | pf | fo | ast | to | blk | stl | pts | avg     |  |
| 2020-21 | 14-0  | 80/5.7   | 5-19   | .263 | 0-7     | .000 | 5-6      | .833 | 2        | 8   | 10  | 0.7 | 6  | 0  | 4   | 0  | 1   | 2   | 15  | 1.1     |  |
| 2021-22 | 14-3  | 180/12.9 | 5-18   | .278 | 0-5     | .000 | 9-13     | .692 | 5        | 15  | 20  | 1.4 | 23 | 1  | 5   | 11 | 3   | 4   | 19  | 1.4     |  |
| TOTAL   | 28-3  | 260/9.3  | 10-37  | .270 | 0-12    | .000 | 14-19    | .737 | 7        | 23  | 30  | 1.1 | 29 | 1  | 9   | 11 | 4   | 6   | 34  | 1.2     |  |

|               |          |    |     | Total  |       | 3-Pointers |      | Free throws |       | Rebounds |     |     |     |    |   |     |     |     |     |     |  |
|---------------|----------|----|-----|--------|-------|------------|------|-------------|-------|----------|-----|-----|-----|----|---|-----|-----|-----|-----|-----|--|
| Opponent      | Date     | gs | min | fg-fga | pct   | 3fg-fga    | pct  | ft-fita     | pct   | off      | def | tot | avg | pf | a | t/o | blk | stl | pts | avg |  |
| ELON          | 11/09/21 |    | 9   | 0-1    | .000  | 0-1        | .000 | 0-4         | .000  | 0        | 1   | 1   | 1.0 | 0  | 1 | 1   | 0   | 0   | 0   | 0.0 |  |
| FLORIDA ST.   | 11/14/21 |    | 3   | 0-0    | .000  | 0-0        | .000 | 0-0         | .000  | 0        | 0   | 0   | 0.5 | 0  | 0 | 0   | 0   | 0   | 0   | 0.0 |  |
| MILWAUKEE     | 11/18/21 |    | 5   | 0-1    | .000  | 0-0        | .000 | 2-2         | 1.000 | 0        | 0   | 0   | 0.3 | 1  | 0 | 0   | 0   | 0   | 2   | 0.7 |  |
| vs California | 11/22/21 |    | 8   | 1-1    | 1.000 | 0-0        | .000 | 0-0         | .000  | 0        | 1   | 1   | 0.5 | 2  | 0 | 4   | 0   | 0   | 2   | 1.0 |  |
| TROY          | 11/28/21 |    | 5   | 0-0    | .000  | 0-0        | .000 | 2-2         | 1.000 | 0        | 3   | 3   | 1.0 | 0  | 1 | 1   | 0   | 0   | 2   | 1.2 |  |
| NORTH FLORIDA | 12/08/21 |    | 11  | 1-4    | .250  | 0-1        | .000 | 0-0         | .000  | 0        | 1   | 1   | 1.0 | 2  | 0 | 0   | 1   | 0   | 2   | 1.3 |  |
| STONY BROOK   | 12/22/21 |    | 4   | 0-1    | .000  | 0-0        | .000 | 0-0         | .000  | 1        | 0   | 1   | 1.0 | 1  | 0 | 1   | 0   | 0   | 0   | 1.1 |  |
| OKLAHOMA ST.  | 01/29/22 |    | 13  | 0-1    | .000  | 0-1        | .000 | 0-0         | .000  | 0        | 0   | 0   | 0.9 | 1  | 0 | 0   | 2   | 1   | 0   | 1.0 |  |
| at Missouri   | 02/02/22 |    | 18  | 0-0    | .000  | 0-0        | .000 | 0-0         | .000  | 0        | 1   | 1   | 0.9 | 5  | 0 | 1   | 0   | 0   | 0   | 0.9 |  |
| OLE MISS      | 02/05/22 | *  | 28  | 0-1    | .000  | 0-0        | .000 | 0-0         | .000  | 1        | 2   | 3   | 1.1 | 4  | 0 | 0   | 0   | 1   | 0   | 0.8 |  |
| GEORGIA       | 02/09/22 | *  | 17  | 1-1    | 1.000 | 0-0        | .000 | 0-0         | .000  | 0        | 2   | 2   | 1.2 | 2  | 0 | 0   | 0   | 1   | 2   | 0.9 |  |
| at Kentucky   | 02/12/22 | *  | 18  | 1-1    | 1.000 | 0-0        | .000 | 1-1         | 1.000 | 0        | 1   | 1   | 1.2 | 3  | 0 | 2   | 0   | 0   | 3   | 1.1 |  |
| at Texas A&M  | 02/15/22 |    | 21  | 1-3    | .333  | 0-0        | .000 | 4-4         | 1.000 | 3        | 2   | 5   | 1.5 | 1  | 3 | 1   | 0   | 0   | 6   | 1.5 |  |
| AUBURN        | 02/19/22 |    | 20  | 0-3    | .000  | 0-2        | .000 | 0-0         | .000  | 0        | 1   | 1   | 1.4 | 1  | 0 | 0   | 0   | 1   | 0   | 1.4 |  |
| Totals        |          | 3  | 180 | 5-18   | .278  | 0-5        | .000 | 9-13        | .692  | 5        | 15  | 20  | 1.4 | 23 | 5 | 11  | 3   | 4   | 19  | 1.4 |  |

Games played: 14  
Minutes/game: 12.9  
Points/game: 1.4  
FG Pct: 27.8  
3FG Pct: 0.0  
FT Pct: 69.2

Rebounds/game: 1.4  
Assists/game: 0.4  
Turnovers/game: 0.8  
Assist/turnover ratio: 0.5  
Steals/game: 0.3  
Blocks/game: 0.2

| Points  |                                    |
|---------|------------------------------------|
| 2021-22 | 6, at Texas A&M (2/15/22)          |
| Career  | 6, 3x, last at Texas A&M (2/15/22) |

|         |                              |
|---------|------------------------------|
| 2021-22 | 5, at Texas A&M (2/15/22)    |
| Career  | 5, 2, at Texas A&M (2/15/22) |

|         |                                     |
|---------|-------------------------------------|
| 2021-22 | 1, 5x, last at Texas A&M (2/15/22)  |
| Career  | 2, 2x, last vs. Tennessee (1/19/21) |

|         |                                |
|---------|--------------------------------|
| 2021-22 | 4, vs. North Florida (12/8/21) |
| Career  | 7, vs. Tennessee (1/19/21)     |

## 2021-22/Career ---

|         |                            |
|---------|----------------------------|
| 2021-22 | 2, vs. Auburn (2/19/22)    |
| Career  | 3, vs. Tennessee (1/19/21) |

## 2021-22/Career 4, at Texas A&amp;M (2/15/22)

|                |                                    |
|----------------|------------------------------------|
| 2021-22/Career | 4, 2x, last at Texas A&M (2/15/22) |
|----------------|------------------------------------|

## 2021-22/Career 3, at Texas A&amp;M (2/15/22)

|         |                                  |
|---------|----------------------------------|
| 2021-22 | 1, 4x, last vs. Auburn (2/19/22) |
| Career  | 1, 6x, last vs. Auburn (2/19/22) |

## 2021-22/Career 2, vs. Oklahoma State (1/29/22)

## 2021-22/Career 29, vs. Ole Miss (2/5/22)

| Opponent    | Date     | GS | Min | FG FGA Pct | 3FG FGA Pct | FT FTA Pct | Off Def Tot | PF FO | A TO Blk Stl | Pts |
|-------------|----------|----|-----|------------|-------------|------------|-------------|-------|--------------|-----|
| at Arkansas | 02/16/21 |    | 2   | 0 1 .000   | 0 0 .000    | 0 0 .000   | 0 0 0       | 0 0   | 0 0 0 0      | 0   |

# WALK-ONS

## #3 ALEX KLATSKY

SOPHOMORE\* | G | 6-4 | 185 | COLTS NECK, N.J. | RANNEY SCHOOL

### OVERVIEW

- An elite shooter who can help stretch defenses and brings high-level winning experience both in high school and AAU.
- Has appeared in four games at UF.
- Took a developmental redshirt year in 2019-20.
- Four-year varsity starter and two-year captain, part of 104 wins in his career.

### 2021-22 HIGHLIGHTS

- Gives the Gators depth at the shooting guard position and experience on the scout team.
- Appeared in the season-opening win vs. Elon.
- Grabbed his first career rebound in the win vs. North Florida.



### CAREER STATS

|         |       |         | Total  |      | 3-Point |      | F-Throws |      | Rebounds |     |     |     |    |    |     |    |     |     |     | Scoring |  |
|---------|-------|---------|--------|------|---------|------|----------|------|----------|-----|-----|-----|----|----|-----|----|-----|-----|-----|---------|--|
| Season  | gp-gs | min/avg | fg-fga | pct  | fg-fga  | pct  | ft-fla   | pct  | off      | def | tot | avg | pf | fo | ast | to | blk | stl | pts | avg     |  |
| 2020-21 | 4-0   | 6/1.5   | 0-2    | .000 | 0-2     | .000 | 0-0      | .000 | 0        | 0   | 0   | 0.0 | 0  | 0  | 0   | 0  | 0   | 1   | 0   | 0.0     |  |
| 2021-22 | 6-0   | 10/1.7  | 0-2    | .000 | 0-2     | .000 | 0-0      | .000 | 1        | 0   | 1   | 0.2 | 0  | 0  | 0   | 0  | 0   | 0   | 0   | 0.0     |  |
| TOTAL   | 10-0  | 16/1.6  | 0-4    | .000 | 0-4     | .000 | 0-0      | .000 | 1        | 0   | 1   | 0.1 | 0  | 0  | 0   | 0  | 0   | 1   | 0   | 0.0     |  |

### GAME-BY-GAME STATS

| Opponent      | Date     | gs | min | Total  |      | 3-Pointers |      | Free throws |      | Rebounds |     |     |     |     |   |     |     |     |     |     |
|---------------|----------|----|-----|--------|------|------------|------|-------------|------|----------|-----|-----|-----|-----|---|-----|-----|-----|-----|-----|
|               |          |    |     | fg-fga | pct  | 3fg-fga    | pct  | ft-fga      | pct  | off      | def | tot | avg | pf  | a | t/o | blk | stl | pts | avg |
| ELON          | 11/09/21 | 1  | 0-0 | .000   | 0-0  | .000       | 0-0  | .000        | 0-0  | .000     | 0   | 0   | 0   | 0.0 | 0 | 0   | 0   | 0   | 0   | 0.0 |
| MILWAUKEE     | 11/18/21 | 2  | 0-0 | .000   | 0-0  | .000       | 0-0  | .000        | 0-0  | .000     | 0   | 0   | 0   | 0.0 | 0 | 0   | 0   | 0   | 0   | 0.0 |
| TROY          | 11/28/21 | 2  | 0-0 | .000   | 0-0  | .000       | 0-0  | .000        | 0-0  | .000     | 0   | 0   | 0   | 0.0 | 0 | 0   | 0   | 0   | 0   | 0.0 |
| NORTH FLORIDA | 12/08/21 | 3  | 0-1 | .000   | 0-1  | .000       | 0-0  | .000        | 0-0  | .000     | 1   | 0   | 1   | 0.3 | 0 | 0   | 0   | 0   | 0   | 0.0 |
| STONY BROOK   | 12/22/21 | 1  | 0-1 | .000   | 0-1  | .000       | 0-0  | .000        | 0-0  | .000     | 0   | 0   | 0   | 0.2 | 0 | 0   | 0   | 0   | 0   | 0.0 |
| VANDERBILT    | 01/22/22 | 1  | 0-0 | .000   | 0-0  | .000       | 0-0  | .000        | 0-0  | .000     | 0   | 0   | 0   | 0.2 | 0 | 0   | 0   | 0   | 0   | 0.0 |
| Totals        |          | 0  | 10  | 0-2    | .000 | 0-2        | .000 | 0-0         | .000 | .000     | 1   | 0   | 1   | 0.2 | 0 | 0   | 0   | 0   | 0   | 0.0 |

Games played: 6  
Minutes/game: 1.7  
FG Pct: 0.0  
3FG Pct: 0.0

Rebounds/game: 0.2

## #20 JACK MAY


SOPHOMORE\* | G | 6-4 | 175 | BOCA RATON, FLA. | SAINT ANDREW'S SCHOOL

### OVERVIEW

- Brings winning experience to the Gators as a walk-on and appeared in three games at UF as a freshman.
- Helped Saint Andrew's to the 2020 3A state championship, getting a pair of key baskets and a steal in the final minutes of the game.
- Named to Palm Beach Post's All-County second team for small schools, averaging 10.6 points per game as a senior.
- While growing up, his father, Dusty, was on Mike White's staff for seven seasons at Louisiana Tech (2011-15) and Florida (2015-18).

### 2021-22 HIGHLIGHTS

- Provides experience on the scout team as he plans to take a redshirt year in 2021-22.



### CAREER STATS

|         |       |         | Total  |      | 3-Point |      | F-Throws |      | Rebounds |     |     |     |    |    |     |    |     |     |     | Scoring |  |
|---------|-------|---------|--------|------|---------|------|----------|------|----------|-----|-----|-----|----|----|-----|----|-----|-----|-----|---------|--|
| Season  | gp-gs | min/avg | fg-fga | pct  | fg-fga  | pct  | ft-fga   | pct  | off      | def | tot | avg | pf | fo | ast | to | blk | stl | pts | avg     |  |
| 2020-21 | 3-0   | 3/1.0   | 0-0    | .000 | 0-0     | .000 | 0-0      | .000 | 0        | 1   | 1   | 0.3 | 1  | 0  | 0   | 0  | 0   | 0   | 0   | 0.0     |  |
| TOTAL   | 3-0   | 3/1.0   | 0-0    | .000 | 0-0     | .000 | 0-0      | .000 | 0        | 1   | 1   | 0.3 | 1  | 0  | 0   | 0  | 0   | 0   | 0   | 0.0     |  |

# 2021-22 Box Scores

Official Basketball Box Score - Final  
**Eion at Florida**  
11/09/21 Exactech Arena at Stephen C. O'Connell Center, Gainesville  
2021-22 Men's Basketball

Game Time: 8:00 PM  
Game Duration: 2:05  
Attendance: 9,275

Officials: Joe Lindsay, Vladimir Voyard-Tadai, RB, Olyburn

| Ron - 61 |                       | Record: 0-1 |           |           |           |                       |                |    |    |    |    |                 |     |     |     |
|----------|-----------------------|-------------|-----------|-----------|-----------|-----------------------|----------------|----|----|----|----|-----------------|-----|-----|-----|
| NO.      | Name                  | Min         | FG<br>M-A | 3P<br>M-A | FT<br>M-A | Rebounds<br>OR DR TOT | Fouls<br>PF FD | TP | AS | TO | ST | Blocks<br>BS BA | +/- |     |     |
| 13       | Jerald Gillens-Butler | F 16:45     | 1-5       | 0-1       | 0-0       | 0                     | 0              | 2  | 3  | 4  | 1  | 0               | 2   | -17 |     |
| 14       | Zac Ervin             | F 28:32     | 1-7       | 1-5       | 0-0       | 0                     | 5              | 5  | 1  | 0  | 3  | 0               | 1   | -4  |     |
| 21       | Michael Graham        | C 23:25     | 6-7       | 0-0       | 4-6       | 3                     | 6              | 9  | 3  | 3  | 16 | 0               | 2   | 0   |     |
| 00       | Hunter McIntosh       | G 32:06     | 5-11      | 2-7       | 3-5       | 0                     | 1              | 1  | 4  | 15 | 1  | 4               | 0   | -8  |     |
| 12       | Darius Burford        | G 22:02     | 4-7       | 1-1       | 0-1       | 1                     | 2              | 3  | 3  | 2  | 9  | 2               | 0   | -18 |     |
| 5        | Torrence Watson       | 24:57       | 1-10      | 0-4       | 8-10      | 0                     | 3              | 3  | 2  | 4  | 10 | 2               | 0   | 0   |     |
| 10       | Kris Wooten           | 14:30       | 0-1       | 0-1       | 0-0       | 0                     | 2              | 2  | 0  | 0  | 0  | 0               | 0   | -1  |     |
| 25       | Hunter Woods          | 21:08       | 1-2       | 1-1       | 0-0       | 2                     | 2              | 4  | 3  | 2  | 3  | 1               | 2   | -4  |     |
| 30       | Andrew Junkin         | 09:17       | 0-1       | 0-0       | 0-0       | 0                     | 1              | 1  | 3  | 1  | 0  | 1               | 1   | -2  |     |
| 4        | Sam Sherry            | 07:18       | 1-1       | 0-0       | 1-2       | 1                     | 0              | 1  | 2  | 3  | 0  | 0               | 0   | -5  |     |
| Team     |                       |             |           |           |           | 4                     | 1              | 5  |    | 0  |    |                 |     |     |     |
| Totals   |                       | 20:52       | 5-20      | 16-24     | 11        | 23                    | 34             | 22 | 18 | 61 | 10 | 14              | 9   | 3   | -13 |

Technical Fouls: NONE

| Florida - 74 |                        | Record: 1-0 |           |           |           |                       |                |    |    |    |    |                 |     |   |    |   |    |
|--------------|------------------------|-------------|-----------|-----------|-----------|-----------------------|----------------|----|----|----|----|-----------------|-----|---|----|---|----|
| NO.          | Name                   | Min         | FG<br>M-A | 3P<br>M-A | FT<br>M-A | Rebounds<br>OR LR TOT | Fouls<br>PF FD | TP | AS | TO | ST | Blocks<br>BS BA | +/- |   |    |   |    |
| 4            | Anthony Duruji         | F 26:27     | 3-4       | 1-2       | 1-2       | 4 3 7                 | 2 2 8          | 1  | 0  | 1  | 1  | 0               | 19  |   |    |   |    |
| 12           | Colin Castleton        | F 23:08     | 7-11      | 0-0       | 4-10      | 2 3 5                 | 1 6 18         | 4  | 5  | 1  | 6  | 0               | 21  |   |    |   |    |
| 0            | Myreon Jones           | F 26:30     | 7-14      | 4-8       | 2-3       | 3 3 6                 | 1 3 20         | 3  | 1  | 1  | 0  | 14              | 0   |   |    |   |    |
| 22           | Tyree Appleby          | G 28:02     | 3-6       | 3-5       | 5-5       | 0 3 3                 | 1 2 14         | 3  | 4  | 0  | 0  | 0               | 16  |   |    |   |    |
| 23           | Brandon McKissic       | G 27:36     | 1-5       | 0-3       | 2-2       | 1 2 3                 | 1 2 4          | 1  | 0  | 2  | 0  | 0               | 21  |   |    |   |    |
| 24           | Phlandrous Fleming Jr. | 16:49       | 1-5       | 0-2       | 2-3       | 0 2 2                 | 0 5 4          | 1  | 0  | 1  | 2  | 0               | 7   |   |    |   |    |
| 33           | Jason Jitoboh          | 07:49       | 1-3       | 0-0       | 0-0       | 1 0 1                 | 0 5 2          | 0  | 0  | 0  | 1  | 1               | -9  |   |    |   |    |
| 1            | CJ Felder              | 12:16       | 1-4       | 0-2       | 0-0       | 3 0 3                 | 2 1 2          | 0  | 0  | 1  | 0  | 1               | -3  |   |    |   |    |
| 44           | Niels Lane             | 09:38       | 0-1       | 0-1       | 0-4       | 0 1 1                 | 0 1 0          | 1  | 0  | 1  | 0  | 1               | -2  |   |    |   |    |
| 14           | Kowacic Reeves         | 07:49       | 0-3       | 0-1       | 0-0       | 2 1 3                 | 2 0 0          | 1  | 1  | 0  | 0  | 0               | -7  |   |    |   |    |
| 2            | Tuonghach Gatkek       | 08:17       | 1-2       | 0-0       | 0-0       | 0 2 2                 | 3 0 2          | 0  | 0  | 0  | 0  | 0               | -4  |   |    |   |    |
| 10           | Elijah Kennedy         | 04:22       | 0-1       | 0-1       | 0-0       | 0 1 1                 | 0 0 0          | 0  | 1  | 0  | 1  | 0               | -6  |   |    |   |    |
| 3            | Alex Klatsky           | 01:17       | 0-0       | 0-0       | 0-0       | 0 0 0                 | 0 0 0          | 0  | 0  | 0  | 0  | 0               | -2  |   |    |   |    |
| Team         |                        |             |           |           |           | 2 4 6                 | 0 0 0          |    |    |    |    |                 |     |   |    |   |    |
| Totals       |                        |             | 25-59     | 8-25      | 16-29     | 18                    | 25             | 43 | 18 | 22 | 74 | 16              | 13  | 7 | 10 | 3 | 13 |

Technical Fouls: NONE

|                  | ELO            | FLA             | Points from   | ELO | FLA | Period by Period Scoring |     |     |     |
|------------------|----------------|-----------------|---------------|-----|-----|--------------------------|-----|-----|-----|
| Biggest lead     | 0 (1 st 20:00) | 28 (2 nd 18:19) | Turnovers     | 11  | 19  |                          | 1st | 2nd | TOT |
| Best Scoring Run | 8 (2 nd 1:38)  | 14 (1 st 0:32)  | Paint         | 28  | 32  |                          |     |     |     |
| Lead Changes     | 0              |                 | Second Chance | 6   | 17  | ELO                      | 24  | 37  | 61  |
| Times Tied       | 0              |                 | Fast Breaks   | 8   | 14  | FLA                      | 47  | 27  | 74  |
| Time with Lead   | 00:00          | 39:22           | Bench         | 16  | 10  |                          |     |     |     |

Technical Fouls: NONE

|                  | ELO            | FLA             | Points from   | ELO | FLA | Period by Period Scoring |     |     |     |
|------------------|----------------|-----------------|---------------|-----|-----|--------------------------|-----|-----|-----|
| Biggest lead     | 0 (1 st 20:00) | 28 (2 nd 18:19) | Turnovers     | 11  | 19  |                          | 1st | 2nd | TOT |
| Best Scoring Run | 8 (2 nd 1:38)  | 14 (1 st 0:32)  | Paint         | 28  | 32  |                          |     |     |     |
| Lead Changes     | 0              |                 | Second Chance | 6   | 17  | ELO                      | 24  | 37  | 61  |
| Times Tied       | 0              |                 | Fast Breaks   | 8   | 14  | FLA                      | 47  | 27  | 74  |
| Time with Lead   | 00:00          | 39:22           | Bench         | 16  | 10  |                          |     |     |     |

Technical Fouls: NONE

|                  | ELO            | FLA             | Points from   | ELO | FLA | Period by Period Scoring |     |     |     |
|------------------|----------------|-----------------|---------------|-----|-----|--------------------------|-----|-----|-----|
| Biggest lead     | 0 (1 st 20:00) | 28 (2 nd 18:19) | Turnovers     | 11  | 19  |                          | 1st | 2nd | TOT |
| Best Scoring Run | 8 (2 nd 1:38)  | 14 (1 st 0:32)  | Paint         | 28  | 32  |                          |     |     |     |
| Lead Changes     | 0              |                 | Second Chance | 6   | 17  | ELO                      | 24  | 37  | 61  |
| Times Tied       | 0              |                 | Fast Breaks   | 8   | 14  | FLA                      | 47  | 27  | 74  |
| Time with Lead   | 00:00          | 39:22           | Bench         | 16  | 10  |                          |     |     |     |

Technical Fouls: NONE

|                  | ELO            | FLA             | Points from   | ELO | FLA | Period by Period Scoring |     |     |     |
|------------------|----------------|-----------------|---------------|-----|-----|--------------------------|-----|-----|-----|
| Biggest lead     | 0 (1 st 20:00) | 28 (2 nd 18:19) | Turnovers     | 11  | 19  |                          | 1st | 2nd | TOT |
| Best Scoring Run | 8 (2 nd 1:38)  | 14 (1 st 0:32)  | Paint         | 28  | 32  |                          |     |     |     |
| Lead Changes     | 0              |                 | Second Chance | 6   | 17  | ELO                      | 24  | 37  | 61  |
| Times Tied       | 0              |                 | Fast Breaks   | 8   | 14  | FLA                      | 47  | 27  | 74  |
| Time with Lead   | 00:00          | 39:22           | Bench         | 16  | 10  |                          |     |     |     |

Technical Fouls: NONE

|                  | ELO           | FLA             | Points from   | ELO | FLA | Period by Period Scoring |     |     |     |
|------------------|---------------|-----------------|---------------|-----|-----|--------------------------|-----|-----|-----|
| Biggest lead     | 0 (1 st:20.0) | 28 (2 nd:18.19) | Turnovers     | 11  | 19  |                          | 1st | 2nd | TOT |
| Best Scoring Run | 8 (2 nd:1.38) | 14 (1 st:0.32)  | Paint         | 28  | 32  |                          |     |     |     |
| Lead Changes     | 0             |                 | Second Chance | 6   | 17  | ELO                      | 24  | 37  | 61  |
| Times Tied       | 0             |                 | Fast Breaks   | 8   | 14  |                          |     |     |     |
| Time with Lead   | 00:00         | 39:22           | Bench         | 16  | 10  | FLA                      | 47  | 27  | 74  |

# 2021-22 Box Scores



Official Basketball Box Score - Final

## Florida at Ohio St.

11/24/21 Suncoast Credit Union Arena, Fort Myers  
2021-22 Men's Basketball

Game Time: 8:30 PM

Game Duration: 2:13

Attendance: 3,500

Officials: Terry Wymer, Terry Oglesby, Patrick Evans

Florida - 71

Record: 5-0

| NO. Name                  | Min     | FG    | 3P   | FT    | Rebounds  | Fouls | TP | AS | TO | ST | Blocks | +   |
|---------------------------|---------|-------|------|-------|-----------|-------|----|----|----|----|--------|-----|
|                           |         | M-A   | M-A  | M-A   | OR DR TOT | PF FD |    |    |    |    | BS BA  |     |
| 4 Anthony Duruji          | F 23:50 | 3-9   | 1-1  | 1-2   | 3 0 3     | 3 1   | 8  | 0  | 1  | 1  | 0 0    | -2  |
| 12 Colin Castleton        | F 32:56 | 4-9   | 0-0  | 3-8   | 5 8 13    | 3 7   | 11 | 3  | 2  | 0  | 1 1    | 3   |
| 0 Myreon Jones            | G 36:59 | 2-7   | 1-3  | 2-2   | 0 3 3     | 1 1   | 7  | 0  | 4  | 2  | 0 1    | 3   |
| 22 Tyree Appleby          | G 28:38 | 2-10  | 1-3  | 3-4   | 0 1 1     | 2 3   | 8  | 2  | 1  | 1  | 0 1    | 8   |
| 23 Brandon McKissic       | G 19:37 | 2-8   | 1-5  | 1-2   | 2 3 5     | 4 1   | 6  | 1  | 0  | 2  | 0 2    | -5  |
| 24 Phlandrous Fleming Jr. | 33:24   | 5-11  | 0-1  | 9-10  | 2 0 2     | 4 8   | 19 | 1  | 3  | 4  | 1 2    | 10  |
| 1 CJ Felder               | 19:22   | 3-4   | 0-1  | 4-5   | 3 2 5     | 3 3   | 10 | 1  | 0  | 3  | 0 0    | 11  |
| 10 Elijah Kennedy         | 04:11   | 1-2   | 0-0  | 0-0   | 0 0 0     | 0 0   | 2  | 0  | 0  | 0  | 0 0    | -10 |
| 33 Jason Jitoboh          | 01:03   | 0-0   | 0-0  | 0-0   | 0 0 0     | 0 0   | 0  | 0  | 0  | 0  | 0 0    | -3  |
| Team                      |         |       |      |       | 1 2 3     |       | 0  |    |    |    |        |     |
| <b>Totals</b>             |         | 22-60 | 4-14 | 23-33 | 16 19 35  | 20 24 | 71 | 8  | 11 | 13 | 2 7    | 3   |

Technical Fouls: NONE

| Shooting By Period  |
|---------------------|
| 1st FG% 9-29 31.0%  |
| 3PT% 1-9 11.1%      |
| FT% 7-12 58.3%      |
| 2nd FG% 13-31 41.9% |
| 3PT% 3-5 60.0%      |
| FT% 16-21 76.2%     |
| GM FG% 22-60 36.7%  |
| 3PT% 4-14 28.6%     |
| FT% 23-33 69.7%     |

Dead Ball Rebounds: 6, 0

Ohio St. - 68

Record: 4-2

| NO. Name              | Min     | FG    | 3P   | FT    | Rebounds  | Fouls | TP | AS | TO | ST | Blocks | +  |
|-----------------------|---------|-------|------|-------|-----------|-------|----|----|----|----|--------|----|
|                       |         | M-A   | M-A  | M-A   | OR DR TOT | PF FD |    |    |    |    | BS BA  |    |
| 10 Justin Ahrens      | F 34:10 | 2-6   | 2-6  | 0-0   | 0 2 2     | 1 2   | 6  | 3  | 1  | 0  | 0 0    | -1 |
| 32 E.J. Liddell       | F 33:20 | 7-11  | 1-1  | 8-12  | 1 4 5     | 3 7   | 23 | 1  | 5  | 0  | 5 1    | -7 |
| 50 Joey Brunk         | C 05:53 | 2-2   | 0-0  | 0-0   | 0 2 2     | 2 0   | 4  | 0  | 1  | 0  | 1 0    | 3  |
| 22 Malaki Branham     | G 21:30 | 1-4   | 1-2  | 2-2   | 0 3 3     | 2 1   | 4  | 2  | 3  | 0  | 1 1    | 5  |
| 55 Jamari Wheeler     | G 23:43 | 3-4   | 1-2  | 0-0   | 1 0 1     | 2 1   | 7  | 2  | 0  | 2  | 0 0    | 5  |
| 0 Meechie Johnson Jr. | 21:54   | 1-7   | 0-5  | 0-0   | 1 0 1     | 1 2   | 2  | 2  | 3  | 0  | 0 0    | -7 |
| 1 Jimmy Sotos         | 20:24   | 0-1   | 0-0  | 1-2   | 1 3 4     | 4 1   | 1  | 1  | 3  | 0  | 0 0    | -4 |
| 23 Zed Key            | 19:17   | 3-4   | 0-0  | 1-3   | 0 5 5     | 4 4   | 7  | 0  | 0  | 1  | 0 0    | -8 |
| 2 Cedric Russell      | 05:37   | 1-1   | 0-1  | 0-0   | 0 0 0     | 0 0   | 3  | 0  | 0  | 0  | 0 0    | 3  |
| 25 Kyle Young         | 14:12   | 5-7   | 1-2  | 1-1   | 1 5 6     | 5 2   | 11 | 0  | 2  | 0  | 0 0    | -4 |
| Team                  |         |       |      |       | 2 2 4     |       | 0  |    |    |    |        |    |
| <b>Totals</b>         |         | 25-47 | 5-19 | 13-20 | 7 26 33   | 24 20 | 68 | 11 | 18 | 5  | 7 2    | -3 |

Technical Fouls: Team 2<sup>nd</sup> 9:03

| Shooting By Period  |
|---------------------|
| 1st FG% 11-23 47.8% |
| 3PT% 2-11 18.2%     |
| FT% 6-9 66.7%       |
| 2nd FG% 14-24 58.3% |
| 3PT% 3-8 37.5%      |
| FT% 7-11 63.6%      |
| GM FG% 25-47 53.2%  |
| 3PT% 5-19 26.3%     |
| FT% 13-20 65.0%     |

Dead Ball Rebounds: 3, 0

|                         | Fla                      | OSU                        |
|-------------------------|--------------------------|----------------------------|
| <b>Biggest lead</b>     | 5 (1 <sup>st</sup> 5:16) | 10 (2 <sup>nd</sup> 13:06) |
| <b>Best Scoring Run</b> | 9 (1 <sup>st</sup> 5:16) | 8 (1 <sup>st</sup> 0:31)   |
| <b>Lead Changes</b>     | 5                        |                            |
| <b>Times Tied</b>       | 6                        |                            |
| <b>Time with Lead</b>   | 03:23                    | 33:24                      |

| Points from Turnovers | Fla | OSU |
|-----------------------|-----|-----|
|                       | 22  | 10  |
| Paint                 | 28  | 34  |
| Second Chance         | 16  | 7   |
| Fast Breaks           | 8   | 6   |
| Bench                 | 31  | 24  |

| Period by Period Scoring |     |     |     |
|--------------------------|-----|-----|-----|
|                          | 1st | 2nd | TOT |
| Fla                      | 26  | 45  | 71  |
| OSU                      | 30  | 38  | 68  |



Official Basketball Box Score - Final

## Troy at Florida

11/28/21 Exactech Arena at Stephen C. O'Connell Center, Gainesville  
2021-22 Men's Basketball

Game Time: 12:00 PM

Game Duration: 1:57

Attendance: 8,677

Officials: Doug Shous, Chuck Jones, Jeb Hartness

Troy - 45

Record: 4-3

| NO. Name            | Min     | FG    | 3P   | FT   | Rebounds  | Fouls | TP | AS | TO | ST | Blocks | +   |
|---------------------|---------|-------|------|------|-----------|-------|----|----|----|----|--------|-----|
|                     |         | M-A   | M-A  | M-A  | OR DR TOT | PF FD |    |    |    |    | BS BA  |     |
| 10 Zay Williams     | F 23:38 | 2-5   | 0-1  | 1-2  | 0 1 1     | 2 2   | 5  | 2  | 1  | 2  | 0 0    | -22 |
| 23 Efe Odigie       | F 18:57 | 2-6   | 0-0  | 0-1  | 4 3 7     | 1 1   | 4  | 0  | 3  | 0  | 0 0    | -25 |
| 35 Nate Tshimanga   | F 15:35 | 3-7   | 0-1  | 1-2  | 1 0 1     | 0 2   | 7  | 0  | 0  | 1  | 0 2    | -19 |
| 5 Christyone Eugene | G 27:04 | 1-6   | 0-0  | 1-2  | 0 6 6     | 1 1   | 3  | 1  | 5  | 2  | 0 1    | -30 |
| 21 Duke Deen        | G 22:29 | 2-8   | 2-8  | 4-5  | 0 2 2     | 1 4   | 10 | 2  | 4  | 1  | 0 0    | -22 |
| 11 Desmond Williams | 10:52   | 1-4   | 0-2  | 0-0  | 0 1 1     | 3 0   | 2  | 1  | 1  | 1  | 0 0    | -2  |
| 22 Rifen Miguel     | 12:16   | 1-2   | 0-0  | 0-0  | 1 0 1     | 2 0   | 2  | 1  | 0  | 0  | 0 0    | -5  |
| 13 Khalyl Waters    | 13:04   | 3-6   | 0-0  | 0-0  | 0 1 1     | 3 0   | 6  | 0  | 2  | 0  | 0 0    | -13 |
| 22 Nick Stampley    | 16:22   | 1-3   | 0-1  | 0-0  | 2 2 4     | 0 0   | 2  | 1  | 0  | 1  | 0 0    | -7  |
| 30 Christian Turner | 09:13   | 1-2   | 0-0  | 0-2  | 1 2 3     | 0 2   | 2  | 0  | 1  | 0  | 0 1    | -9  |
| 1 TK Smith          | 11:44   | 1-5   | 0-1  | 0-1  | 0 1 1     | 0 0   | 2  | 0  | 0  | 0  | 0 0    | -7  |
| 0 Kietler Punter    | 18:46   | 0-2   | 0-2  | 0-0  | 1 2 3     | 3 0   | 0  | 0  | 3  | 0  | 0 1    | -24 |
| Team                |         |       |      |      | 3 3 6     |       | 0  |    | 1  |    |        |     |
| <b>Totals</b>       |         | 18-56 | 2-16 | 7-15 | 13 24 37  | 16 12 | 45 | 8  | 21 | 8  | 0 5    | -39 |

Technical Fouls: Williams 1<sup>st</sup> 12:19

| Shooting By Period  |
|---------------------|
| 1st FG% 8-25 32.0%  |
| 3PT% 1-7 14.3%      |
| FT% 3-5 60%         |
| 2nd FG% 10-31 32.3% |
| 3PT% 1-9 11.1%      |
| FT% 4-10 40%        |
| GM FG% 18-56 32.1%  |
| 3PT% 2-16 12.5%     |
| FT% 7-15 46.7%      |

Dead Ball Rebounds: 4, 0

Florida - 84

Record: 6-0

| NO. Name                  | Min     | FG    | 3P    | FT    | Rebounds  | Fouls | TP | AS | TO | ST | Blocks | +  |
|---------------------------|---------|-------|-------|-------|-----------|-------|----|----|----|----|--------|----|
|                           |         | M-A   | M-A   | M-A   | OR DR TOT | PF FD |    |    |    |    | BS BA  |    |
| 12 Anthony Duruji         | F 25:07 | 4-5   | 0-1   | 3-3   | 0 2 2     | 3 3   | 11 | 3  | 2  | 2  | 0 0    | 39 |
| 12 Colin Castleton        | F 21:48 | 3-5   | 0-1   | 4-5   | 1 7 8     | 3 5   | 10 | 2  | 3  | 0  | 2 0    | 30 |
| 0 Myreon Jones            | G 28:08 | 4-10  | 4-9   | 0-0   | 1 2 3     | 0 1   | 12 | 4  | 0  | 1  | 0 0    | 31 |
| 22 Tyree Appleby          | G 19:32 | 3-5   | 2-4   | 4-4   | 0 1 1     | 2 1   | 12 | 1  | 4  | 2  | 0 0    | 22 |
| 24 Phlandrous Fleming Jr. | G 23:32 | 4-9   | 1-4   | 2-3   | 5 1 6     | 0 2   | 11 | 2  | 1  | 1  | 1 0    | 23 |
| 23 Brandon McKissic       | 16:54   | 3-8   | 2-4   | 2-2   | 0 3 3     | 2 1   | 10 | 1  | 2  | 2  | 0 0    | 16 |
| 1 CJ Felder               | 16:55   | 1-3   | 0-2   | 0-0   | 1 1 2     | 2 0   | 2  | 0  | 0  | 1  | 2 0    | 1  |
| 10 Elijah Kennedy         | 12:42   | 2-5   | 2-4   | 0-0   | 0 2 2     | 0 0   | 6  | 0  | 0  | 1  | 0 0    | 3  |
| 14 Kowacie Reeves         | 13:17   | 3-8   | 2-6   | 0-0   | 0 2 2     | 0 2   | 8  | 0  | 2  | 1  | 0 0    | 20 |
| 33 Jason Jitoboh          | 07:50   | 0-1   | 0-1   | 0-0   | 1 1 2     | 1 0   | 0  | 0  | 0  | 0  | 0 0    | 8  |
| 32 Tuongthach Gatkek      | 05:55   | 0-2   | 0-1   | 0-0   | 0 1 1     | 0 0   | 0  | 0  | 0  | 0  | 0 0    | 2  |
| 4 Niles Lane              | 05:55   | 0-0   | 0-0   | 2-2   | 0 3 3     | 0 0   | 2  | 1  | 1  | 0  | 0 0    | 2  |
| 3 Alex Klatsky            | 02:25   | 0-0   | 0-0   | 0-0   | 0 0 0     | 0 0   | 0  | 0  | 0  | 0  | 0 0    | -2 |
| Team                      |         |       |       |       | 3 2 5     |       | 0  |    | 0  |    |        |    |
| <b>Totals</b>             |         | 27-61 | 13-37 | 17-19 | 12 28 40  | 13 15 | 84 | 14 | 15 | 11 | 5 0    | 39 |

Technical Fouls: Appleby 2<sup>nd</sup> 12:29

|                         | TRO                       | FLA                        |
|-------------------------|---------------------------|----------------------------|
| <b>Biggest lead</b>     | 0 (1 <sup>st</sup> 20:00) | 41 (2 <sup>nd</sup> 3:11)  |
| <b>Best Scoring Run</b> | 5 (2 <sup>nd</sup> 13:12) | 13 (1 <sup>st</sup> 16:00) |
| <b>Lead Changes</b>     | 0                         |                            |
| <b>Times Tied</b>       | 0                         |                            |
| <b>Time with Lead</b>   | 00:00                     | 39:42                      |

| Points from Turnovers | TRO | FLA |
|-----------------------|-----|-----|
|                       | 16  | 32  |
| Paint                 | 32  | 22  |
| Second Chance         | 10  | 11  |
| Fast Breaks           | 5   | 19  |
| Bench                 | 16  | 28  |

| Period by Period Scoring |     |     |     |
|--------------------------|-----|-----|-----|
|                          | 1st | 2nd | TOT |
| TRO                      | 20  | 25  | 45  |
| FLA                      | 49  | 35  | 84  |



Official Basketball Box Score - Final

## Florida at Oklahoma

12/01/21 Lloyd Noble Center, Norman  
2021-22 Men's Basketball

Game Time: 7:00 PM

Game Duration: 2:14

Attendance: 9,539

Officials: Patrick Adams, Jeb Hartness, Doug Simons

Florida - 67

Record: 6-1

| NO. Name                  | Min     | FG    | 3P   | FT    | Rebounds  | Fouls | TP | AS | TO | ST | Blocks | +   |
|---------------------------|---------|-------|------|-------|-----------|-------|----|----|----|----|--------|-----|
|                           |         | M-A   | M-A  | M-A   | OR DR TOT | PF FD |    |    |    |    | BS BA  |     |
| 4 Anthony Duruji          | F 22:49 | 3-7   | 0-2  | 1-2   | 2 1 3     | 4 1   | 7  | 2  | 1  | 1  | 0 0    | -14 |
| 12 Colin Castleton        | F 29:48 | 5-9   | 0-1  | 4-5   | 3 8 11    | 3 5   | 14 | 1  | 6  | 1  | 4 0    | -6  |
| 0 Myreon Jones            | G 39:39 | 2-7   | 1-6  | 0-0   | 0 1 1     | 4 1   | 5  | 0  | 1  | 1  | 0 0    | -8  |
| 22 Tyree Appleby          | G 28:11 | 2-12  | 2-10 | 5-5   | 0 2 2     | 2 4   | 11 | 2  | 3  | 1  | 0 0    | -9  |
| 23 Brandon McKissic       | G 29:04 | 5-10  | 1-4  | 0-0   | 2 1 3     | 0 0   | 11 | 0  | 3  | 0  | 0 1    | -8  |
| 24 Phlandrous Fleming Jr. | 31:13   | 6-11  | 0-1  | 5-6   | 1 5 6     | 0 5   | 17 | 1  | 0  | 2  | 1 0    | 4   |
| 1 CJ Felder               | 13:34   | 1-1   | 0-0  | 0-0   | 0 5 5     | 1 1   | 2  | 1  | 2  | 1  | 0 0    | 6   |
| Team                      |         |       |      |       | 1 1 2     |       | 0  |    |    |    |        |     |
| <b>Totals</b>             |         | 24-57 | 4-24 | 15-18 | 9 24 33   | 17 17 | 67 | 7  | 16 | 7  | 6 1    | -7  |

Technical Fouls: NONE

| Shooting By Period  |
|---------------------|
| 1st FG% 14-26 53.8% |
| 3PT% 0-9 0.0%       |
| FT% 8-10 80%        |
| 2nd FG% 10-31 32.3% |
| 3PT% 4-15 26.7%     |
| FT% 7-8 87.5%       |
| GM FG% 24-57 42.1%  |
| 3PT% 4-24 16.7%     |
| FT% 15-18 83.3%     |

Dead Ball Rebounds: 2, 0

Oklahoma - 74

Record: 7-1

| NO. Name           | Min     | FG<br>M-A | 3P<br>M-A | FT<br>M-A | Rebounds<br>OR DR TOT | Fouls<br>PF FD | TP | AS | TO | ST | Blocks<br>BS BA | +/- |
|--------------------|---------|-----------|-----------|-----------|-----------------------|----------------|----|----|----|----|-----------------|-----|
| 1 Jalen Hill       | F 33:46 | 6-8       | 0-1       | 6-7       | 1 3 4                 | 2 5            | 18 | 4  | 3  | 0  | 0               | 19  |
| 35 Tanner Groves   | F 27:16 | 8-11      | 2-3       | 2-5       | 3 5 8                 | 3 3            | 20 | 2  | 2  | 0  | 1 1             | 4   |
| 0 Jordan Goldwire  | G 34:08 | 4-10      | 0-2       | 0-0       | 1 1 2                 | 2 1            | 8  | 4  | 2  | 3  | 0               | 2   |
| 2 Umoja Gibson     | G 33:30 | 5-12      | 1-4       | 4-4       | 0 4 4                 | 2 2            | 15 | 1  | 0  | 1  | 0               | 2   |
| 15 Elijah Harkless | G 29:19 | 5-8       | 2-8       | 3-3       | 2 3 5                 | 1 2            | 10 | 2  | 1  | 4  | 0               | 2   |
| 14 Bijan Cortez    | 01:52   | 0-2       | 0-0       | 0-0       | 0 0 0                 | 0 0            | 0  | 0  | 0  | 0  | 0               | 5   |
| 15 Elhan Chargois  | 10:34   | 1-1       | 0-0       | 0-0       | 0 2 2                 | 3 0            | 2  | 0  | 3  | 1  | 0               | 2   |
| 34 Jacob Groves    | 13:02   | 0-2       | 0-0       | 0-0       | 0 5 5                 | 2 2            | 0  | 0  | 0  | 0  | 0               | -10 |
| 22 CJ Noland       | 10:36   | 2-4       | 0-1       | 0-0       | 0 1 1                 | 0 0            | 4  | 2  | 0  | 0  | 0               | 6   |
| Team               |         |           |           |           | 4 2 6                 | 0              | 0  | 1  |    |    |                 |     |
| Totals             |         | 29-57     | 4-14      | 14-19     | 9 25 34               | 17 17          | 74 | 16 | 13 | 10 | 1 6             | 7   |



# 2021-22 Box Scores



Official Basketball Box Score - Final  
**North Florida at Florida**  
12/06/21 Exactech Arena at Stephen C. O'Connell Center, Gainesville  
2021-22 Men's Basketball

Game Time: 7:00 PM  
Game Duration: 1:53  
Attendance: 7,705

Officials: Terry Oglesby, Terry Wymer, Steven Anderson

North Florida - 55

Record: 2-9

| NO. Name             | Min     | FG    | 3P   | FT    | Rebounds  | Fouls | TP | AS | TO | ST | Blocks | +/  |
|----------------------|---------|-------|------|-------|-----------|-------|----|----|----|----|--------|-----|
|                      |         | M-A   | M-A  | M-A   | OR DR TOT | PF FD |    |    |    |    | BS BA  |     |
| 3 Carter Hendricksen | F 30:49 | 1-7   | 1-4  | 1-1   | 2 3 5     | 0 3   | 4  | 1  | 3  | 1  | 0 2    | -30 |
| 5 Dorian James       | F 17:17 | 0-3   | 0-0  | 1-2   | 2 3 5     | 1 1   | 1  | 0  | 6  | 2  | 0 0    | -16 |
| 24 Jadya Parker      | F 22:49 | 5-7   | 0-0  | 2-5   | 4 5 9     | 3 3   | 12 | 0  | 1  | 1  | 0 0    | -23 |
| 0 Emmanuel Adedoyin  | G 20:06 | 1-3   | 1-2  | 2-2   | 0 1 1     | 5 2   | 5  | 1  | 4  | 0  | 0 1    | -20 |
| 15 Jose Placer       | G 29:05 | 2-9   | 0-4  | 2-2   | 0 2 2     | 0 2   | 6  | 1  | 5  | 0  | 0 0    | -29 |
| 2 Chaz Lanier        | 24:36   | 3-7   | 0-2  | 2-2   | 2 3 5     | 3 1   | 8  | 2  | 2  | 1  | 0 0    | -9  |
| 21 Jonathan Aybar    | 08:05   | 0-0   | 0-0  | 0-0   | 0 0 0     | 5 1   | 0  | 0  | 1  | 0  | 0 0    | -5  |
| 10 Jarius Hicklen    | 26:35   | 5-11  | 3-7  | 3-4   | 0 3 3     | 0 3   | 16 | 1  | 3  | 1  | 0 0    | -16 |
| 23 Josh Berenbaum    | 12:07   | 1-2   | 0-1  | 1-2   | 2 2 4     | 2 1   | 3  | 0  | 1  | 0  | 0 0    | -3  |
| 4 Jordan Preaster    | 05:46   | 0-4   | 0-1  | 0-0   | 0 0 0     | 1 0   | 0  | 0  | 1  | 0  | 0 0    | -1  |
| 11 Brandon Rasmussen | 02:45   | 0-0   | 0-0  | 0-0   | 0 0 0     | 0 0   | 0  | 0  | 1  | 0  | 0 0    | 2   |
| Team                 |         |       |      |       | 0 5 5     |       | 0  | 1  |    |    |        |     |
| Totals               |         | 18-53 | 5-21 | 14-20 | 12 27 39  | 20 17 | 55 | 6  | 28 | 7  | 1 3    | -30 |

Technical Fouls: NONE

| Shooting By Period  |
|---------------------|
| 1st FG% 6-21 28.6%  |
| 3PT% 3-11 27.3%     |
| FT% 8-11 72.7%      |
| 2nd FG% 12-32 37.5% |
| 3PT% 2-10 20.0%     |
| FT% 6-9 66.7%       |
| GM FG% 18-53 34.0%  |
| 3PT% 5-21 23.8%     |
| FT% 14-20 70.0%     |

Dead Ball Rebounds: 3, 0

Florida - 85

Record: 7-2

| NO. Name                  | Min     | FG    | 3P   | FT    | Rebounds  | Fouls | TP | AS | TO | ST | Blocks | +/ |
|---------------------------|---------|-------|------|-------|-----------|-------|----|----|----|----|--------|----|
|                           |         | M-A   | M-A  | M-A   | OR DR TOT | PF FD |    |    |    |    | BS BA  |    |
| 4 Anthony Duruji          | F 18:41 | 2-4   | 1-3  | 0-0   | 0 3 3     | 2 0   | 5  | 3  | 0  | 2  | 0 0    | 22 |
| 12 Colin Castleton        | F 26:48 | 9-17  | 0-0  | 8-11  | 4 4 8     | 2 7   | 26 | 2  | 1  | 2  | 1 1    | 28 |
| 0 Myreon Jones            | G 29:00 | 5-9   | 1-5  | 3-4   | 0 4 4     | 0 2   | 14 | 1  | 1  | 2  | 0 0    | 26 |
| 23 Brandon McKissic       | G 26:13 | 2-6   | 1-4  | 2-2   | 3 3 5     | 1 1   | 7  | 3  | 2  | 2  | 0 0    | 30 |
| 24 Phlandrous Fleming Jr. | G 15:53 | 3-4   | 1-1  | 0-0   | 0 1 0     | 0 2   | 7  | 1  | 0  | 2  | 0 0    | 14 |
| 1 CJ Felder               | 10:29   | 1-2   | 0-0  | 0-0   | 1 1 2     | 0 0   | 2  | 1  | 1  | 3  | 0 0    | 2  |
| 22 Tyree Appleby          | 20:44   | 3-3   | 1-1  | 6-8   | 0 1 1     | 1 3   | 13 | 1  | 0  | 4  | 0 0    | 12 |
| 33 Jason Jitoboh          | 07:22   | 1-1   | 0-0  | 1-2   | 1 0 1     | 5 4   | 3  | 0  | 1  | 0  | 1 0    | 5  |
| 10 Elijah Kennedy         | 14:26   | 2-9   | 0-5  | 0-0   | 0 2 2     | 0 1   | 4  | 2  | 2  | 3  | 0 0    | 8  |
| 12 Kowacy Reeves          | 10:58   | 0-3   | 0-2  | 2-2   | 0 0 0     | 0 1   | 2  | 0  | 1  | 1  | 0 0    | 2  |
| 22 Tuongthach Gatke       | 05:44   | 0-2   | 0-0  | 0-1   | 1 5 6     | 2 1   | 0  | 0  | 1  | 0  | 0 0    | -1 |
| 44 Nils Lane              | 10:56   | 1-4   | 0-1  | 0-0   | 0 1 1     | 2 0   | 2  | 0  | 0  | 0  | 1 0    | 4  |
| 3 Alex Klatsky            | 02:45   | 0-1   | 0-1  | 0-0   | 1 0 1     | 0 0   | 0  | 0  | 0  | 0  | 0 0    | -2 |
| Team                      |         |       |      |       | 2 0 2     |       | 0  | 0  |    |    |        |    |
| Totals                    |         | 29-65 | 5-23 | 22-30 | 12 24 36  | 17 20 | 85 | 14 | 10 | 21 | 3 1    | 30 |

Technical Fouls: NONE

|                  | UNF                       | FLA                       |
|------------------|---------------------------|---------------------------|
| Biggest lead     | 0 (1 <sup>st</sup> 20:00) | 34 (2 <sup>nd</sup> 2:11) |
| Best Scoring Run | 5(2 <sup>nd</sup> 13:40)  | 12(2 <sup>nd</sup> 16:55) |
| Lead Changes     |                           | 0                         |
| Times Tied       |                           | 0                         |
| Time with Lead   | 00:00                     | 39:35                     |

| Points from   | UNF | FLA |
|---------------|-----|-----|
| Turnovers     | 7   | 33  |
| Paint         | 26  | 48  |
| Second Chance | 12  | 9   |
| Fast Breaks   | 7   | 28  |
| Bench         | 27  | 26  |

| Period by Period Scoring |                 |                 |     |
|--------------------------|-----------------|-----------------|-----|
|                          | 1 <sup>st</sup> | 2 <sup>nd</sup> | TOT |
| UNF                      | 23              | 32              | 55  |
| FLA                      | 41              | 44              | 85  |



Official Basketball Box Score - Final  
**#20 Florida at Maryland**  
12/12/21 Barclays Center, Brooklyn, N.Y.  
2021-22 Men's Basketball

Game Time: 5:00 PM  
Game Duration: 2:01

Officials: Joe Lindsay, Larry Scroto, Don Daly

#20 Florida - 68

Record: 7-3

| NO. Name                  | Min     | FG    | 3P    | FT    | Rebounds  | Fouls | TP | AS | TO | ST | Blocks | +/ |
|---------------------------|---------|-------|-------|-------|-----------|-------|----|----|----|----|--------|----|
|                           |         | M-A   | M-A   | M-A   | OR DR TOT | PF FD |    |    |    |    | BS BA  |    |
| 4 Anthony Duruji          | F 15:40 | 3-5   | 0-2   | 3-3   | 1 0 1     | 4 2   | 9  | 0  | 1  | 1  | 0 0    | 3  |
| 12 Colin Castleton        | F 26:07 | 3-9   | 0-0   | 3-6   | 4 6 10    | 5 6   | 9  | 0  | 0  | 0  | 3 0    | -3 |
| 0 Myreon Jones            | G 33:39 | 1-8   | 1-5   | 0-0   | 1 3 4     | 2 2   | 3  | 4  | 2  | 2  | 0 0    | -5 |
| 23 Brandon McKissic       | G 31:59 | 1-4   | 0-1   | 0-0   | 1 1 2     | 0 0   | 2  | 2  | 2  | 3  | 0 1    | -1 |
| 24 Phlandrous Fleming Jr. | G 32:41 | 3-12  | 2-5   | 7-8   | 6 5 11    | 3 4   | 15 | 4  | 3  | 1  | 2 3    | 1  |
| 22 Tyree Appleby          | 27:19   | 5-9   | 5-8   | 0-0   | 0 1 1     | 2 1   | 15 | 3  | 3  | 0  | 0 0    | -9 |
| 33 Jason Jitoboh          | 09:32   | 3-4   | 0-0   | 0-0   | 0 0 0     | 2 0   | 6  | 1  | 1  | 0  | 0 0    | 4  |
| 1 CJ Felder               | 12:39   | 3-4   | 3-4   | 0-0   | 0 1 1     | 1 0   | 9  | 0  | 0  | 0  | 0 0    | -5 |
| 10 Elijah Kennedy         | 07:01   | 0-3   | 0-2   | 0-0   | 0 0 0     | 1 0   | 0  | 0  | 0  | 0  | 1 0    | 7  |
| 32 Tuongthach Gatke       | 03:23   | 0-0   | 0-0   | 0-0   | 0 0 0     | 0 0   | 0  | 0  | 0  | 0  | 0 0    | -2 |
| Team                      |         |       |       |       | 2 3 5     |       | 0  | 0  |    |    |        |    |
| Totals                    |         | 22-58 | 11-27 | 13-17 | 15 20 35  | 20 15 | 68 | 14 | 12 | 7  | 6 4    | -2 |

Technical Fouls: Appleby 2nd 9:03

| Shooting By Period  |
|---------------------|
| 1st FG% 13-32 40.6% |
| 3PT% 6-15 40.0%     |
| FT% 1-2 50%         |
| 2nd FG% 9-26 34.6%  |
| 3PT% 5-12 41.7%     |
| FT% 12-15 80%       |
| GM FG% 22-58 37.9%  |
| 3PT% 11-27 40.7%    |
| FT% 13-17 76.5%     |

Dead Ball Rebounds: 3, 0

Maryland - 70

Record: 6-4

| NO. Name         | Min     | FG    | 3P   | FT    | Rebounds  | Fouls | TP | AS | TO | ST | Blocks | +/ |
|------------------|---------|-------|------|-------|-----------|-------|----|----|----|----|--------|----|
|                  |         | M-A   | M-A  | M-A   | OR DR TOT | PF FD |    |    |    |    | BS BA  |    |
| 24 Donta Scott   | F 33:53 | 5-12  | 1-3  | 1-1   | 2 2 4     | 2 2   | 12 | 2  | 3  | 1  | 0 0    | 9  |
| 33 Qudus Wahab   | C 23:51 | 0-1   | 0-0  | 1-2   | 1 7 8     | 4 4   | 1  | 1  | 1  | 0  | 1 0    | 1  |
| 4 Fatts Russell  | G 36:55 | 7-13  | 3-3  | 2-3   | 1 2 3     | 3 5   | 19 | 2  | 5  | 1  | 1 3    | -1 |
| 5 Eric Ayala     | G 37:22 | 6-11  | 3-5  | 4-5   | 1 4 5     | 2 3   | 19 | 1  | 3  | 1  | 1 1    | 6  |
| 13 Hakim Hart    | G 33:20 | 3-6   | 1-2  | 4-5   | 1 0 1     | 0 3   | 11 | 2  | 0  | 2  | 1 0    | -8 |
| 10 Julian Reese  | 19:15   | 2-5   | 0-0  | 2-2   | 1 4 5     | 4 1   | 6  | 0  | 1  | 0  | 0 2    | -2 |
| 11 Xavier Green  | 14:23   | 1-1   | 0-0  | 0-0   | 1 1 2     | 0 0   | 1  | 2  | 1  | 2  | 0 0    | 5  |
| 0 Marcus Dockery | 01:01   | 0-0   | 0-0  | 0-0   | 0 0 0     | 0 0   | 0  | 0  | 0  | 0  | 0 0    | 0  |
| Team             |         |       |      |       | 0 2 2     |       | 0  | 1  |    |    |        |    |
| Totals           |         | 24-49 | 8-13 | 14-18 | 8 22 30   | 15 19 | 70 | 9  | 15 | 7  | 4 6    | 2  |

Technical Fouls: NONE

|                  | FLA                       | UMD                      |
|------------------|---------------------------|--------------------------|
| Biggest lead     | 4 (2 <sup>nd</sup> 18:55) | 7 (2 <sup>nd</sup> 6:26) |
| Best Scoring Run | 9(2 <sup>nd</sup> 18:55)  | 8(2 <sup>nd</sup> 15:02) |
| Lead Changes     | 11                        |                          |
| Times Tied       | 6                         |                          |
| Time with Lead   | 06:45                     | 28:27                    |

| Points from   | FLA | UMD |
|---------------|-----|-----|
| Turnovers     | 20  | 12  |
| Paint         | 18  | 28  |
| Second Chance | 8   | 10  |
| Fast Breaks   | 8   | 5   |
| Bench         | 30  | 8   |

| Period by Period Scoring |     |     |     |
|--------------------------|-----|-----|-----|
|                          | 1st | 2nd | TOT |
| FLA                      | 33  | 35  | 68  |
| UMD                      | 33  | 37  | 70  |



Official Basketball Box Score - Final  
**South Fla. at Florida**  
12/18/21 FLA Live Arena, Sunrise  
2021-22 Men's Basketball

Game Time: 1:00 PM  
Game Duration: 1:53

Officials: Doug Shows, Garrett Shannon, Keith Patterson

South Fla. - 55

Record: 4-5

| NO. Name            | Min     | FG    | 3P   | FT  | Rebounds  | Fouls | TP | AS | TO | ST | Blocks | +/  |
|---------------------|---------|-------|------|-----|-----------|-------|----|----|----|----|--------|-----|
|                     |         | M-A   | M-A  | M-A | OR DR TOT | PF FD |    |    |    |    | BS BA  |     |
| 14 Bayron Matos     | F 17:33 | 1-1   | 0-0  | 0-0 | 0 0 0     | 0 0   | 2  | 0  | 0  | 0  | 2 0    | -7  |
| 20 Sam Hines Jr.    | F 18:33 | 2-5   | 0-0  | 0-0 | 1 3 4     | 2 0   | 4  | 0  | 0  | 2  | 0 1    | -8  |
| 1 Javon Greene      | G 32:53 | 4-9   | 1-5  | 1-2 | 0 4 4     | 2 3   | 10 | 3  | 3  | 2  | 0 0    | 1   |
| 23 Caleb Murphy     | G 36:55 | 8-17  | 0-1  | 0-0 | 0 1 1     | 1 2   | 16 | 5  | 3  | 3  | 0 3    | -6  |
| 24 Jamir Chapin     | G 29:08 | 2-9   | 0-3  | 3-4 | 1 3 4     | 2 3   | 7  | 0  | 2  | 2  | 0 1    | -16 |
| 4 Jalyn McCreary    | 20:53   | 4-10  | 0-0  | 0-0 | 1 4 5     | 3 0   | 8  | 0  | 1  | 1  | 2 1    | -2  |
| 5 Jake Boggs        | 20:50   | 3-5   | 1-2  | 1-1 | 2 3 5     | 2 1   | 8  | 0  | 0  | 0  | 1 0    | -4  |
| 10 Serrel Smith Jr. | 03:47   | 0-1   | 0-0  | 0-0 | 0 0 0     | 0 0   | 0  | 0  | 1  | 0  | 0 0    | -7  |
| 11 Trey Moss        | 04:24   | 0-0   | 0-0  | 0-0 | 0 0 0     | 0 0   | 0  | 0  | 0  | 0  | 0 0    | -6  |
| 3 DJ Patrick        | 13:22   | 0-0   | 0-0  | 0-0 | 0 1 1     | 1 0   | 0  | 1  | 1  | 0  | 0 0    | 2   |
| 15 Corey Walker Jr. | 01:42   | 0-0   | 0-0  | 0-0 | 0 0 0     | 1 0   | 0  | 0  | 0  | 1  | 0 0    | -2  |
| Team                |         |       |      |     | 2 1 3     |       | 0  | 1  |    |    |        |     |
| Totals              |         | 24-57 | 2-11 | 5-7 | 7 20 27   | 14 9  | 55 | 9  | 12 | 11 | 5 6    | -11 |

Technical Fouls: NONE

| Shooting By Period  |
|---------------------|
| 1st FG% 9-23 39.1%  |
| 3PT% 0-5 0.0%       |
| FT% 0-0 0%          |
| 2nd FG% 15-34 44.1% |
| 3PT% 2-6 33.3%      |
| FT% 5-7 71.4%       |
| GM FG% 24-57 42.1%  |
| 3PT% 2-11 18.2%     |
| FT% 5-7 71.4%       |

Dead Ball Rebounds: 1, 0

Florida - 66

Record: 9-3

| NO. Name                  | Min     | FG    | 3P   | FT    | Rebounds  | Fouls | TP | AS | TO | ST | Blocks | +/ |
|---------------------------|---------|-------|------|-------|-----------|-------|----|----|----|----|--------|----|
|                           |         | M-A   | M-A  | M-A   | OR DR TOT | PF FD |    |    |    |    | BS BA  |    |
| 4 Anthony Duruji          | F 26:48 | 4-8   | 2-4  | 1-2   | 3 6 9     | 2 3   | 11 | 1  | 2  | 1  | 0 2    | 0  |
| 12 Colin Castleton        | F 29:07 | 3-9   | 0-0  | 6-8   | 6 5 11    | 1 5   | 12 | 0  | 3  | 1  | 1 1    | 5  |
| 0 Myreon Jones            | G 33:27 | 3-13  | 1-7  | 1-1   | 0 4 4     | 1 2   | 8  | 1  | 3  | 0  | 1 0    | 10 |
| 22 Tyree Appleby          | G 29:41 | 2-8   | 0-5  | 2-2   | 0 2 2     | 2 2   | 6  | 5  | 2  | 1  | 0 0    | 5  |
| 23 Brandon McKissic       | G 25:42 | 2-6   | 2-4  | 0-0   | 1 2 3     | 2 1   | 6  | 5  | 1  | 0  | 0 2    | 11 |
| 24 Phlandrous Fleming Jr. | 24:48   | 4-7   | 2-3  | 2-2   | 0 1 1     | 1 1   | 12 | 0  | 1  | 0  | 1 0    | 5  |
| 1 CJ Felder               | 11:26   | 2-2   | 0-0  | 0-0   | 2 2 4     | 0 0   | 4  | 0  | 1  | 0  | 2 0    | 10 |
| 33 Jason Jitoboh          | 10:17   | 2-3   | 0-0  | 0-0   | 1 3 4     | 0 0   | 4  | 0  | 0  | 0  | 1 0    | 7  |
| 10 Elijah Kennedy         | 02:33   | 0-1   | 0-1  | 0-0   | 0 0 0     | 0 0   | 0  | 2  | 0  | 0  | 0 0    | -2 |
| 14 Kowacy Reeves          | 06:11   | 1-2   | 1-2  | 0-0   | 0 0 0     | 0 0   | 0  | 3  | 0  | 1  | 0 0    | 4  |
| Team                      |         |       |      |       | 5 2 7     |       | 0  | 1  |    |    |        |    |
| Totals                    |         | 23-59 | 8-26 | 12-15 | 18 27 45  | 9 14  | 66 | 12 | 17 | 3  | 6 5    | 11 |

Technical Fouls: NONE

|                  | USF           | FLA            |
|------------------|---------------|----------------|
| Biggest lead     | 7 (1st 13:54) | 16 (2nd 16:43) |
| Best Scoring Run | 7(2nd 9:00)   | 13(2nd 19:32)  |
| Lead Changes     | 3             |                |
| Times Tied       | 2             |                |
| Time with Lead   | 07:16         | 26:04          |

|                       | USF | FLA |
|-----------------------|-----|-----|
| Points from Turnovers | 16  | 15  |
| Paint                 | 26  | 26  |
| Second Chance         | 6   | 14  |
| Fast Breaks           | 12  | 8   |
| Bench                 | 16  | 23  |

| Period by Period Scoring |     |     |     |
|--------------------------|-----|-----|-----|
|                          | 1st | 2nd | TOT |
| USF                      | 18  | 37  | 55  |
| FLA                      | 30  | 36  | 66  |

# 2021-22 Box Scores



Official Basketball Box Score - Final

## Alabama at Florida

01/05/22 Exactech Arena at Stephen C. O'Connell Center, Gainesville  
2021-22 Men's Basketball

Game Time: 7:00 PM

Game Duration: 2:16

Attendance: 10,210

Officials: Don Daly, Mike Nance, Vladimir Voyard-Tadai

### Alabama - 83

Record: 11-3 (2-0)

| NO. Name               | Min     | FG    | 3P   | FT    | Rebounds  | Fouls | TP | AS | TO | ST | Blocks | +/- |
|------------------------|---------|-------|------|-------|-----------|-------|----|----|----|----|--------|-----|
|                        |         | M-A   | M-A  | M-A   | OR DR TOT | PF FO |    |    |    |    | BS BA  |     |
| 4 Juwan Gary           | F 27:45 | 7-11  | 1-3  | 4-4   | 4 4 8     | 0 2   | 19 | 1  | 0  | 2  | 1 0    | 13  |
| 10 Charles Bediako     | C 24:34 | 4-8   | 0-1  | 3-4   | 6 1 7     | 4 3   | 11 | 1  | 2  | 2  | 2 3    | 3   |
| 5 Jaden Shackelford    | G 36:02 | 4-12  | 3-8  | 3-4   | 2 1 3     | 2 3   | 14 | 1  | 1  | 2  | 0 0    | 22  |
| 13 Jahvon Quinerly     | G 32:08 | 7-18  | 2-9  | 3-4   | 1 4 5     | 1 4   | 19 | 5  | 4  | 1  | 0 1    | 15  |
| 14 Keon Ellis          | G 31:42 | 5-11  | 2-7  | 1-1   | 1 3 4     | 3 3   | 13 | 2  | 2  | 4  | 1 0    | 10  |
| 0 Noah Gurley          | 06:04   | 1-2   | 1-1  | 0-0   | 1 0 1     | 5 0   | 3  | 0  | 1  | 0  | 0 0    | 12  |
| 2 Darius Miles         | 13:21   | 0-3   | 0-2  | 0-0   | 0 2 2     | 3 1   | 0  | 1  | 0  | 1  | 1 0    | 1   |
| 3 JD Davison           | 20:08   | 0-3   | 0-1  | 2-2   | 0 2 2     | 1 2   | 2  | 4  | 1  | 0  | 0 2    | -8  |
| 22 Keon Ambrose-Hylton | 08:16   | 1-4   | 0-0  | 0-0   | 1 2 3     | 2 2   | 2  | 1  | 0  | 1  | 0 1    | -3  |
| Team                   |         |       |      |       | 4 1 5     |       | 0  |    | 1  |    |        |     |
| Totals                 |         | 29-72 | 9-32 | 16-19 | 20 20 40  | 21 20 | 83 | 16 | 12 | 13 | 5 7    | 13  |

Technical Fouls: NONE

### Florida - 70

Record: 9-4 (0-1)

| NO. Name                  | Min     | FG    | 3P   | FT    | Rebounds  | Fouls | TP | AS | TO | ST | Blocks | +/- |
|---------------------------|---------|-------|------|-------|-----------|-------|----|----|----|----|--------|-----|
|                           |         | M-A   | M-A  | M-A   | OR DR TOT | PF FO |    |    |    |    | BS BA  |     |
| 4 Anthony Duruji          | F 23:02 | 1-1   | 1-1  | 2-4   | 2 4 6     | 3 3   | 5  | 1  | 0  | 0  | 3 0    | -18 |
| 12 Colin Castleton        | F 29:46 | 7-10  | 0-0  | 5-7   | 5 2 7     | 3 5   | 19 | 1  | 4  | 2  | 1 0    | -18 |
| 0 Myreon Jones            | G 33:55 | 4-14  | 3-12 | 0-0   | 0 7 7     | 2 0   | 11 | 1  | 4  | 0  | 0 0    | -6  |
| 22 Tyree Appleby          | G 29:44 | 1-6   | 0-3  | 7-10  | 0 1 1     | 2 5   | 9  | 5  | 4  | 0  | 0 0    | -12 |
| 23 Brandon McKissic       | G 25:52 | 2-2   | 2-2  | 1-2   | 1 2 3     | 3 1   | 7  | 1  | 3  | 1  | 0 0    | -15 |
| 33 Jason Jitoboh          | 10:14   | 2-3   | 0-0  | 2-3   | 2 1 3     | 3 3   | 6  | 1  | 0  | 0  | 2 0    | 5   |
| 24 Phlandrous Fleming Jr. | 16:26   | 0-6   | 0-2  | 0-0   | 1 1 2     | 0 3   | 0  | 1  | 3  | 2  | 0 1    | -9  |
| 1 CJ Felder               | 22:05   | 5-10  | 2-3  | 0-0   | 2 4 6     | 0 3   | 12 | 0  | 2  | 0  | 1 4    | 4   |
| 14 Kowacie Reeves         | 05:08   | 0-0   | 0-0  | 1-2   | 0 0 0     | 0 1   | 1  | 1  | 0  | 0  | 0 0    | 5   |
| 10 Elijah Kennedy         | 03:48   | 0-0   | 0-0  | 0-0   | 0 0 0     | 1 0   | 0  | 0  | 0  | 0  | 0 0    | -1  |
| Team                      |         |       |      |       | 2 3 5     |       | 0  |    | 0  |    |        |     |
| Totals                    |         | 22-52 | 6-23 | 18-28 | 15 25 40  | 20 21 | 70 | 12 | 20 | 5  | 7 5    | -13 |

Technical Fouls: NONE

|                  | ALA                        | FLA                       |
|------------------|----------------------------|---------------------------|
| Biggest lead     | 15 (2 <sup>nd</sup> 12:18) | 7 (1 <sup>st</sup> 4:57)  |
| Best Scoring Run | 14 (2 <sup>nd</sup> 12:18) | 6 (1 <sup>st</sup> 10:05) |
| Lead Changes     | 7                          |                           |
| Times Tied       | 8                          |                           |
| Time with Lead   | 24:58                      | 10:16                     |

| Points from Turnovers | ALA | FLA |
|-----------------------|-----|-----|
| Paint                 | 40  | 26  |
| Second Chance         | 16  | 21  |
| Fast Breaks           | 12  | 5   |
| Bench                 | 7   | 19  |

| Period by Period Scoring | 1st | 2nd | TOT |
|--------------------------|-----|-----|-----|
| ALA                      | 36  | 47  | 83  |
| FLA                      | 39  | 31  | 70  |

| Shooting By Period | 1st   | 2nd   | 3rd | 4th | 5th |
|--------------------|-------|-------|-----|-----|-----|
| 1st FG%            | 33.3% | 50.0% |     |     |     |
| 3PT%               | 30.0% | 30.0% |     |     |     |
| FT%                | 10.0% | 71.4% |     |     |     |
| 2nd FG%            | 9.2%  | 34.6% |     |     |     |
| 3PT%               | 5.1%  | 38.5% |     |     |     |
| FT%                | 8.1%  | 57.1% |     |     |     |
| GM FG%             | 22.5% | 42.3% |     |     |     |
| 3PT%               | 8.2%  | 34.8% |     |     |     |
| FT%                | 18.2% | 64.3% |     |     |     |

Dead Ball Rebounds: 5, 0



Official Basketball Box Score - Final

## Florida at Auburn

01/08/22 Auburn Arena, Auburn  
2021-22 Men's Basketball

Game Time: 7:00 PM

Game Duration: 2:07

Attendance: 9,121

Officials: Doug Shows, Steven Anderson, Todd Austin

### Florida - 73

Record: 9-5 (0-2)

| NO. Name                  | Min     | FG    | 3P   | FT    | Rebounds  | Fouls | TP | AS | TO | ST | Blocks | +/- |
|---------------------------|---------|-------|------|-------|-----------|-------|----|----|----|----|--------|-----|
|                           |         | M-A   | M-A  | M-A   | OR DR TOT | PF FO |    |    |    |    | BS BA  |     |
| 4 Anthony Duruji          | F 28:53 | 6-12  | 2-6  | 0-0   | 1 4 5     | 3 0   | 14 | 0  | 0  | 1  | 1 2    | -12 |
| 12 Colin Castleton        | F 32:31 | 7-14  | 0-0  | 8-11  | 6 4 10    | 2 9   | 22 | 1  | 3  | 1  | 2 3    | -6  |
| 0 Myreon Jones            | G 30:21 | 5-10  | 3-7  | 0-2   | 1 0 1     | 3 1   | 13 | 1  | 2  | 3  | 0 0    | -14 |
| 22 Tyree Appleby          | G 30:47 | 2-7   | 1-5  | 6-8   | 1 3 4     | 2 6   | 11 | 9  | 4  | 4  | 1 0    | -10 |
| 23 Brandon McKissic       | G 24:08 | 2-5   | 0-3  | 0-2   | 0 3 3     | 2 1   | 4  | 1  | 0  | 0  | 0 0    | -3  |
| 33 Jason Jitoboh          | 06:18   | 0-2   | 0-0  | 0-0   | 0 0 0     | 0 1   | 0  | 0  | 0  | 1  | 0 1    | -6  |
| 24 Phlandrous Fleming Jr. | 25:22   | 1-6   | 0-0  | 5-5   | 0 4 4     | 3 3   | 7  | 0  | 3  | 1  | 0 3    | -12 |
| 1 CJ Felder               | 12:18   | 1-2   | 0-1  | 0-0   | 1 0 1     | 1 0   | 2  | 0  | 0  | 0  | 1 0    | 0   |
| 14 Kowacie Reeves         | 09:22   | 0-0   | 0-0  | 0-0   | 0 0 0     | 1 2   | 0  | 0  | 0  | 1  | 0 0    | 3   |
| Team                      |         |       |      |       | 1 2 3     |       | 0  |    | 0  |    |        |     |
| Totals                    |         | 24-58 | 6-22 | 19-28 | 11 20 31  | 18 21 | 73 | 12 | 12 | 12 | 5 9    | -12 |

Technical Fouls: NONE

### Auburn - 85

Record: 14-1 (3-0)

| NO. Name            | Min     | FG    | 3P   | FT    | Rebounds  | Fouls | TP | AS | TO | ST | Blocks | +/- |
|---------------------|---------|-------|------|-------|-----------|-------|----|----|----|----|--------|-----|
|                     |         | M-A   | M-A  | M-A   | OR DR TOT | PF FO |    |    |    |    | BS BA  |     |
| 10 Jabari Smith     | F 20:31 | 4-7   | 2-2  | 3-5   | 0 5 5     | 4 4   | 13 | 2  | 0  | 0  | 1 0    | 8   |
| 13 Walker Kessler   | F 24:26 | 2-5   | 0-1  | 2-2   | 0 8 8     | 5 1   | 6  | 1  | 3  | 0  | 3 0    | 13  |
| 0 K.D. Johnson      | G 28:06 | 7-13  | 3-4  | 6-8   | 0 1 1     | 2 5   | 23 | 1  | 0  | 3  | 0 4    | 14  |
| 12 Zep Jasper       | G 20:38 | 1-4   | 0-3  | 2-2   | 0 0 0     | 3 2   | 4  | 4  | 1  | 1  | 0 0    | -2  |
| 35 Devan Cambridge  | G 16:34 | 2-4   | 0-0  | 0-0   | 1 1 2     | 0 2   | 4  | 0  | 1  | 0  | 0 0    | 6   |
| 1 Wendell Green Jr. | 25:22   | 5-10  | 2-4  | 1-2   | 0 3 3     | 1 1   | 13 | 4  | 5  | 1  | 0 0    | 18  |
| 22 Allen Flanigan   | 19:40   | 4-5   | 0-1  | 0-0   | 0 3 3     | 1 0   | 8  | 1  | 2  | 1  | 0 0    | 12  |
| 2 Jaylin Williams   | 21:29   | 5-6   | 1-2  | 3-3   | 0 3 3     | 2 3   | 14 | 1  | 2  | 0  | 2 0    | 3   |
| 44 Dylan Cardwell   | 13:34   | 0-1   | 0-0  | 0-0   | 0 3 4     | 7 3   | 0  | 0  | 1  | 0  | 1 2    | 0   |
| 5 Chris Moore       | 03:46   | 0-0   | 0-0  | 0-0   | 1 1 0     | 0 0   | 0  | 0  | 0  | 1  | 1 0    | -6  |
| 22 Lior Berman      | 05:54   | 0-1   | 0-1  | 0-0   | 0 0 0     | 0 0   | 0  | 0  | 1  | 1  | 0 1    | -6  |
| Team                |         |       |      |       | 5 1 6     |       | 0  |    | 1  |    |        |     |
| Totals              |         | 30-56 | 8-18 | 17-22 | 9 30 39   | 21 18 | 85 | 15 | 16 | 9  | 9 5    | 12  |

Technical Fouls: NONE

|                  | FLA                       | AUB                        |
|------------------|---------------------------|----------------------------|
| Biggest lead     | 3 (1 <sup>st</sup> 18:48) | 13 (1 <sup>st</sup> 11:46) |
| Best Scoring Run | 7 (2 <sup>nd</sup> 19:39) | 8 (1 <sup>st</sup> 11:46)  |
| Lead Changes     | 1                         |                            |
| Times Tied       | 0                         |                            |
| Time with Lead   | 00:59                     | 37:49                      |

| Points from Turnovers | FLA | AUB |
|-----------------------|-----|-----|
| Paint                 | 22  | 13  |
| Second Chance         | 21  | 2   |
| Fast Breaks           | 8   | 14  |
| Bench                 | 9   | 35  |

| Period by Period Scoring | 1st | 2nd | TOT |
|--------------------------|-----|-----|-----|
| FLA                      | 30  | 43  | 73  |
| AUB                      | 39  | 46  | 85  |

| Shooting By Period | 1st   | 2nd   | 3rd | 4th | 5th |
|--------------------|-------|-------|-----|-----|-----|
| 1st FG%            | 14.2% | 50.0% |     |     |     |
| 3PT%               | 5.1%  | 41.7% |     |     |     |
| FT%                | 6.7%  | 85.7% |     |     |     |
| 2nd FG%            | 16.2% | 57.1% |     |     |     |
| 3PT%               | 3.6%  | 50.0% |     |     |     |
| FT%                | 11.1% | 73.3% |     |     |     |
| GM FG%             | 30.5% | 53.6% |     |     |     |
| 3PT%               | 8.1%  | 44.4% |     |     |     |
| FT%                | 17.2% | 77.3% |     |     |     |

Dead Ball Rebounds: 2, 0



Official Basketball Box Score - Final

## LSU at Florida

01/12/22 Exactech Arena at Stephen C. O'Connell Center, Gainesville  
2021-22 Men's Basketball

Game Time: 7:00 PM

Game Duration: 2:04

Attendance: 10,110

Officials: Terry Wymer, Patrick Evans, Doug Simons

### LSU - 64

Record: 15-1 (3-1)

| NO. Name            | Min     | FG    | 3P  | FT   | Rebounds  | Fouls | TP | AS | TO | ST | Blocks | +/- |
|---------------------|---------|-------|-----|------|-----------|-------|----|----|----|----|--------|-----|
|                     |         | M-A   | M-A | M-A  | OR DR TOT | PF FO |    |    |    |    | BS BA  |     |
| 4 Darius Days       | F 35:41 | 9-14  | 1-3 | 1-2  | 2 4 6     | 2 1   | 20 | 1  | 1  | 4  | 0 0    | 13  |
| 5 Mwani Wilkinson   | F 31:53 | 1-4   | 1-2 | 0-0  | 1 7 8     | 3 1   | 3  | 1  | 3  | 1  | 2 0    | 7   |
| 15 Elton Reid       | C 12:35 | 1-2   | 0-0 | 0-0  | 1 2 3     | 5 0   | 2  | 2  | 2  | 0  | 0 1    | 6   |
| 0 Brandon Murray    | G 35:59 | 5-9   | 0-2 | 0-2  | 1 3 4     | 1 1   | 10 | 2  | 2  | 2  | 0 0    | 1   |
| 2 Eric Gaines       | G 34:27 | 4-10  | 1-2 | 6-7  | 0 4 4     | 2 6   | 15 | 2  | 4  | 0  | 1 1    | 6   |
| 3 Alex Fudge        | 19:00   | 2-5   | 0-0 | 0-0  | 0 0 0     | 0 0   | 4  | 0  | 0  | 0  | 0 2    | -7  |
| 11 Justice Williams | 09:54   | 0-2   | 0-0 | 0-0  | 1 0 1     | 1 0   | 0  | 0  | 0  | 0  | 1 0    | -1  |
| 13 Tari Eason       | 07:30   | 3-6   | 0-0 | 0-0  | 0 1 1     | 5 0   | 6  | 0  | 2  | 1  | 0 2    | 7   |
| 24 Shareef O'Neal   | 13:01   | 2-2   | 0-0 | 0-0  | 1 3 4     | 3 0   | 4  | 0  | 1  | 0  | 1 0    | -8  |
| Team                |         |       |     |      | 2 1 3     |       | 0  |    | 1  |    |        |     |
| Totals              |         | 27-54 | 3-9 | 7-11 | 9 25 34   | 21 9  | 64 | 8  | 16 | 8  | 5 7    | 6   |

Technical Fouls: NONE

### Florida - 58

Record: 9-6 (0-3)

| NO. Name                  | Min     | FG    | 3P   | FT    | Rebounds  | Fouls | TP | AS | TO | ST | Blocks | +/- |
|---------------------------|---------|-------|------|-------|-----------|-------|----|----|----|----|--------|-----|
|                           |         | M-A   | M-A  | M-A   | OR DR TOT | PF FO |    |    |    |    | BS BA  |     |
| 4 Anthony Duruji          | F 25:39 | 4-7   | 0-2  | 0-2   | 0 2 2     | 3 1   | 8  | 2  | 3  | 1  | 1 1    | -9  |
| 12 Colin Castleton        | F 34:23 | 7-10  | 0-0  | 5-6   | 3 6 9     | 1 8   | 19 | 2  | 1  | 1  | 3 0    | -3  |
| 0 Myreon Jones            | G 34:00 | 2-12  | 2-9  | 3-6   | 1 4 5     | 1 5   | 9  | 3  | 3  | 2  | 1 2    | 0   |
| 14 Kowacie Reeves         | G 13:48 | 1-2   | 1-2  | 0-0   | 0 0 0     | 0 0   | 3  | 1  | 0  | 0  | 0 0    | 3   |
| 22 Tyree Appleby          | G 19:32 | 1-1   | 0-0  | 0-0   | 0 1 1     | 0 2   | 2  | 1  | 4  | 0  | 0 0    | -17 |
| 24 Phlandrous Fleming Jr. | 25:27   | 4-11  | 3-8  | 0-0   | 2 2 4     | 0 3   | 11 | 0  | 0  | 2  | 1 1    | -6  |
| 1 CJ Felder               | 13:11   | 0-2   | 0-2  | 3-6   | 2 2 4     | 0 3   | 3  | 1  | 2  | 1  | 0 0    | 0   |
| 23 Brandon McKissic       | 28:12   | 1-6   | 1-7  | 0-2   | 1 2 3     | 2 2   | 3  | 2  | 0  | 1  | 0 1    | 5   |
| 33 Jason Jitoboh          | 03:56   | 0-0   | 0-0  | 0-0   | 0 1 1     | 0 0   | 0  | 0  | 0  | 0  | 0 0    | -1  |
| 10 Elijah Kennedy         | 01:52   | 0-2   | 0-1  | 0-0   | 0 0 0     | 0 0   | 0  | 1  | 0  | 0  | 0 0    | -2  |
| Team                      |         |       |      |       | 5 0 5     |       | 0  |    | 1  |    |        |     |
| Totals                    |         | 20-55 | 7-31 | 11-22 | 14 20 34  | 10 21 | 58 | 13 | 14 | 7  | 7 5    | -6  |

Technical Fouls: Fleming Jr. 2<sup>nd</sup> 16:33

|                  | LSU                       | FLA                        |
|------------------|---------------------------|----------------------------|
| Biggest lead     | 14 (1 <sup>st</sup> 7:45) | 0 (1 <sup>st</sup> 20:00)  |
| Best Scoring Run | 11 (1 <sup>st</sup> 7:45) | 10 (2 <sup>nd</sup> 13:39) |
| Lead Changes     | 0                         |                            |
| Times Tied       | 0                         |                            |
| Time with Lead   | 39:56                     | 00:00                      |

| Points from |
|-------------|
|-------------|

# 2021-22 Box Scores



Official Basketball Box Score - Final  
**Mississippi St. at Florida**  
01/19/22 Exactech Arena at Stephen C. O'Connell Center, Gainesville  
2021-22 Men's Basketball

Game Time: 6:30 PM  
Game Duration: 2:08  
Attendance: 10,008

Officials: Byron Jarrett, Olando Poole, Lee Cassell

Mississippi St. - 72

Record: 12-5 (3-2)

| NO. Name            | Min     | FG    | 3P   | FT    | Rebounds  | Fouls | TP | AS | TO | ST | Blocks | +/- |
|---------------------|---------|-------|------|-------|-----------|-------|----|----|----|----|--------|-----|
|                     |         | M-A   | M-A  | M-A   | OR DR TOT | PF FO |    |    |    |    | BS BA  |     |
| 10 Garrison Brooks  | F 25:10 | 3-3   | 1-1  | 0-0   | 2 0 2     | 3 2   | 7  | 2  | 1  | 0  | 0 0    | -18 |
| 13 D.J. Jeffries    | F 26:17 | 2-6   | 0-1  | 0-0   | 0 3 3     | 2 0   | 4  | 1  | 4  | 0  | 0 0    | -9  |
| 35 Tolu Smith       | F 27:22 | 6-8   | 0-0  | 5-9   | 3 3 6     | 3 8   | 17 | 0  | 3  | 2  | 0 0    | -1  |
| 1 Iverson Molinar   | G 34:56 | 6-11  | 0-1  | 0-1   | 0 4 4     | 3 2   | 12 | 5  | 3  | 1  | 1 2    | -12 |
| 3 Shakeel Moore     | G 34:25 | 5-12  | 3-7  | 5-5   | 0 0 0     | 3 3   | 18 | 1  | 0  | 1  | 0 3    | -6  |
| 0 Rocket Watts      | 10:16   | 2-5   | 0-2  | 1-1   | 0 1 1     | 0 1   | 5  | 1  | 1  | 1  | 0 0    | 1   |
| 2 Javian Davis      | 10:46   | 1-2   | 0-0  | 1-2   | 1 1 2     | 2 1   | 3  | 0  | 1  | 0  | 0 1    | -3  |
| 11 Andersson Garcia | 11:59   | 0-1   | 0-1  | 1-2   | 0 2 2     | 2 3   | 1  | 0  | 1  | 1  | 1 0    | 5   |
| 4 Cameron Matthews  | 18:26   | 2-2   | 0-0  | 1-2   | 1 4 5     | 4 2   | 5  | 1  | 1  | 3  | 0 0    | -3  |
| 5 Cam Carter        | 00:23   | 0-0   | 0-0  | 0-0   | 0 1 1     | 0 0   | 0  | 0  | 0  | 0  | 0 0    | 1   |
| Team                |         |       |      |       | 4 1 5     |       | 0  |    | 1  |    |        |     |
| Totals              |         | 27-50 | 4-13 | 14-22 | 11 20 31  | 22 22 | 72 | 11 | 16 | 9  | 2 6    | -8  |

Technical Fouls: NONE

| Shooting By Period  |
|---------------------|
| 1st FG% 15-26 57.7% |
| 3PT% 3-7 42.9%      |
| FT% 8-11 72.7%      |
| 2nd FG% 12-24 50.0% |
| 3PT% 1-6 16.7%      |
| FT% 6-11 54.5%      |
| GM FG% 27-50 54.0%  |
| 3PT% 4-13 30.8%     |
| FT% 14-22 63.6%     |

Dead Ball Rebounds: 3, 1



Official Basketball Box Score - Final  
**Vanderbilt at Florida**  
01/22/22 Exactech Arena at Stephen C. O'Connell Center, Gainesville  
2021-22 Men's Basketball

Game Time: 1:00 PM  
Game Duration: 1:52  
Attendance: 10,345

Officials: Mike Nance, Todd Austin, Rob Rourke

Vanderbilt - 42

Record: 10-8 (2-4)

| NO. Name                 | Min     | FG    | 3P   | FT    | Rebounds  | Fouls | TP | AS | TO | ST | Blocks | +/- |
|--------------------------|---------|-------|------|-------|-----------|-------|----|----|----|----|--------|-----|
|                          |         | M-A   | M-A  | M-A   | OR DR TOT | PF FO |    |    |    |    | BS BA  |     |
| 10 Myles Stute           | F 24:50 | 1-5   | 1-5  | 2-2   | 1 1 2     | 3 1   | 5  | 1  | 1  | 0  | 0 0    | -6  |
| 42 Quentin Millora-Brown | F 26:40 | 3-5   | 0-0  | 0-4   | 3 5 8     | 1 2   | 6  | 1  | 3  | 0  | 1 0    | -10 |
| 2 Scotty Pippen Jr.      | G 20:43 | 1-10  | 1-5  | 3-6   | 2 2 4     | 3 5   | 6  | 1  | 1  | 0  | 1 0    | -16 |
| 4 Jordan Wright          | G 32:58 | 2-8   | 0-3  | 3-4   | 0 7 7     | 1 4   | 7  | 3  | 2  | 3  | 0 1    | -14 |
| 33 Drew Weikert          | G 17:43 | 1-2   | 0-1  | 0-0   | 0 2 2     | 1 1   | 2  | 0  | 0  | 1  | 0 0    | -10 |
| 23 Jamaine Mann          | 20:10   | 1-4   | 0-1  | 2-4   | 3 2 5     | 2 4   | 4  | 0  | 0  | 1  | 0 2    | -20 |
| 0 Tyrin Lawrence         | 08:33   | 0-0   | 0-0  | 0-0   | 0 1 1     | 0 0   | 0  | 0  | 0  | 0  | 0 0    | -8  |
| 5 Shane Dezonie          | 21:08   | 2-5   | 1-3  | 0-1   | 1 3 4     | 3 1   | 5  | 1  | 2  | 0  | 0 0    | -5  |
| 12 Trey Thomas           | 21:11   | 2-5   | 1-4  | 2-2   | 0 0 0     | 1 1   | 7  | 1  | 3  | 0  | 0 0    | -9  |
| 11 Gabe Dorsey           | 06:04   | 0-1   | 0-1  | 0-0   | 0 0 0     | 0 0   | 0  | 0  | 0  | 0  | 0 0    | -3  |
| Team                     |         |       |      |       | 0 1 1     |       | 0  |    | 0  |    |        |     |
| Totals                   |         | 13-45 | 4-23 | 12-23 | 10 24 34  | 15 19 | 42 | 8  | 12 | 5  | 2 3    | -19 |

Technical Fouls: NONE

| Shooting By Period  |
|---------------------|
| 1st FG% 10-23 43.5% |
| 3PT% 4-14 28.6%     |
| FT% 4-8 50%         |
| 2nd FG% 3-22 13.6%  |
| 3PT% 0-9 0.0%       |
| FT% 8-15 53.3%      |
| GM FG% 13-45 28.9%  |
| 3PT% 4-23 17.4%     |
| FT% 12-23 52.2%     |

Dead Ball Rebounds: 7, 0

Florida - 80

Record: 11-6 (2-3)

| NO. Name                   | Min     | FG    | 3P    | FT    | Rebounds  | Fouls | TP | AS | TO | ST | Blocks | +/- |
|----------------------------|---------|-------|-------|-------|-----------|-------|----|----|----|----|--------|-----|
|                            |         | M-A   | M-A   | M-A   | OR DR TOT | PF FO |    |    |    |    | BS BA  |     |
| 4 Anthony Duruji           | F 31:05 | 6-8   | 2-3   | 8-9   | 1 2 3     | 4 7   | 22 | 1  | 3  | 5  | 1 0    | 8   |
| 33 Jason Jitoboh           | C 15:39 | 3-5   | 0-0   | 2-3   | 1 1 2     | 4 2   | 8  | 0  | 0  | 0  | 2 0    | 13  |
| 14 Kowacie Reeves          | G 27:16 | 4-7   | 3-6   | 3-4   | 0 2 2     | 2 3   | 14 | 1  | 2  | 0  | 1 0    | 16  |
| 23 Brandon McKissic        | G 25:56 | 1-3   | 0-1   | 0-1   | 0 5 5     | 2 2   | 2  | 1  | 1  | 1  | 0 0    | 5   |
| 24 Philandrous Fleming Jr. | G 18:17 | 2-4   | 0-1   | 6-7   | 1 2 3     | 3 2   | 10 | 5  | 2  | 2  | 1 0    | 10  |
| 1 CJ Felder                | 16:20   | 2-5   | 1-3   | 0-0   | 1 0 1     | 3 0   | 5  | 0  | 0  | 0  | 0 0    | -9  |
| 32 Tuongthach Gatkek       | 15:39   | 1-2   | 0-0   | 0-0   | 0 1 1     | 1 1   | 2  | 0  | 0  | 2  | 1 0    | -5  |
| 2 Tyree Appleby            | 28:25   | 4-9   | 4-9   | 5-6   | 1 3 4     | 2 5   | 17 | 5  | 2  | 1  | 0 1    | 2   |
| 0 Myreon Jones             | 16:35   | 0-0   | 0-0   | 0-0   | 0 0 0     | 0 0   | 0  | 1  | 2  | 0  | 0 0    | -8  |
| 10 Elijah Kennedy          | 04:48   | 0-2   | 0-1   | 0-0   | 0 0 0     | 1 0   | 0  | 0  | 1  | 0  | 1 0    | -2  |
| Team                       |         |       |       |       | 1 1 2     |       | 0  |    | 0  |    |        |     |
| Totals                     |         | 23-45 | 10-24 | 24-30 | 6 17 23   | 22 22 | 80 | 14 | 12 | 12 | 6 2    | 8   |

Technical Fouls: NONE

| Shooting By Period  |
|---------------------|
| 1st FG% 10-21 47.6% |
| 3PT% 5-12 41.7%     |
| FT% 10-14 71.4%     |
| 2nd FG% 13-24 54.2% |
| 3PT% 5-12 41.7%     |
| FT% 14-16 87.5%     |
| GM FG% 23-45 51.1%  |
| 3PT% 10-24 41.7%    |
| FT% 24-30 80.0%     |

Dead Ball Rebounds: 1, 0

Florida - 61

Record: 12-6 (3-3)

| NO. Name                   | Min     | FG    | 3P   | FT   | Rebounds  | Fouls | TP | AS | TO | ST | Blocks | +/- |
|----------------------------|---------|-------|------|------|-----------|-------|----|----|----|----|--------|-----|
|                            |         | M-A   | M-A  | M-A  | OR DR TOT | PF FO |    |    |    |    | BS BA  |     |
| 4 Anthony Duruji           | F 25:41 | 3-6   | 0-3  | 1-2  | 2 6 8     | 4 2   | 7  | 1  | 4  | 2  | 0 0    | 19  |
| 33 Jason Jitoboh           | C 27:07 | 3-4   | 0-0  | 2-3  | 5 5 10    | 4 2   | 8  | 1  | 1  | 1  | 1 0    | 12  |
| 14 Kowacie Reeves          | G 28:00 | 2-9   | 2-7  | 1-2  | 1 0 1     | 3 3   | 7  | 0  | 0  | 0  | 0 0    | 20  |
| 23 Brandon McKissic        | G 24:11 | 3-10  | 1-6  | 2-4  | 2 0 2     | 2 3   | 9  | 4  | 0  | 1  | 1 1    | 14  |
| 24 Philandrous Fleming Jr. | G 23:58 | 3-8   | 0-3  | 0-1  | 2 3 5     | 2 2   | 6  | 0  | 0  | 0  | 0 1    | 17  |
| 0 Myreon Jones             | 19:46   | 2-7   | 2-5  | 0-0  | 0 2 2     | 0 0   | 6  | 1  | 1  | 0  | 0 0    | 2   |
| 1 CJ Felder                | 10:37   | 2-2   | 1-1  | 1-1  | 1 1 2     | 0 1   | 5  | 0  | 0  | 0  | 0 0    | -2  |
| 22 Tyree Appleby           | 23:38   | 4-10  | 3-9  | 0-0  | 0 4 4     | 3 3   | 11 | 3  | 1  | 4  | 0 0    | 4   |
| 32 Tuongthach Gatkek       | 09:38   | 1-2   | 0-0  | 0-0  | 0 3 3     | 1 0   | 2  | 2  | 0  | 1  | 1 0    | 11  |
| 10 Elijah Kennedy          | 06:53   | 0-2   | 0-2  | 0-0  | 0 0 0     | 0 0   | 0  | 0  | 1  | 0  | 0 0    | -2  |
| 3 Alex Klatsky             | 00:31   | 0-0   | 0-0  | 0-0  | 0 0 0     | 0 0   | 0  | 0  | 0  | 0  | 0 0    | 0   |
| Team                       |         |       |      |      | 3 2 5     |       | 0  |    | 0  |    |        |     |
| Totals                     |         | 23-60 | 9-36 | 6-13 | 16 26 42  | 19 15 | 61 | 12 | 8  | 9  | 3 2    | 19  |

Technical Fouls: NONE

| Shooting By Period  |
|---------------------|
| 1st FG% 12-32 37.5% |
| 3PT% 6-21 28.6%     |
| FT% 1-4 25%         |
| 2nd FG% 11-28 39.3% |
| 3PT% 3-15 20.0%     |
| FT% 5-9 55.6%       |
| GM FG% 23-60 38.3%  |
| 3PT% 9-36 25.0%     |
| FT% 6-13 46.2%      |

Dead Ball Rebounds: 4, 0

|                  | MSU           | FLA           |
|------------------|---------------|---------------|
| Biggest lead     | 10 (1st 3:44) | 11 (2nd 1:18) |
| Best Scoring Run | 9 (1st 5:10)  | 14 (2nd 1:18) |
| Lead Changes     | 7             |               |
| Times Tied       | 6             |               |
| Time with Lead   | 24:15         | 11:38         |

| Points from   | MSU | FLA |
|---------------|-----|-----|
| Turnovers     | 20  | 24  |
| Paint         | 34  | 20  |
| Second Chance | 13  | 9   |
| Fast Breaks   | 10  | 9   |
| Bench         | 14  | 24  |

| Period by Period Scoring |     |     |     |
|--------------------------|-----|-----|-----|
|                          | 1st | 2nd | TOT |
| MSU                      | 41  | 31  | 72  |
| FLA                      | 35  | 45  | 80  |

|                  | VAN           | FLA            |
|------------------|---------------|----------------|
| Biggest lead     | 0 (1st 20:00) | 21 (2nd 0:39)  |
| Best Scoring Run | 6 (1st 4:27)  | 12 (2nd 16:06) |
| Lead Changes     | 0             |                |
| Times Tied       | 2             |                |
| Time with Lead   | 00:00         | 38:58          |

| Points from   | VAN | FLA |
|---------------|-----|-----|
| Turnovers     | 7   | 23  |
| Paint         | 12  | 28  |
| Second Chance | 4   | 20  |
| Fast Breaks   | 8   | 2   |
| Bench         | 16  | 24  |

| Period by Period Scoring |     |     |     |
|--------------------------|-----|-----|-----|
|                          | 1st | 2nd | TOT |
| VAN                      | 28  | 14  | 42  |
| FLA                      | 31  | 30  | 61  |



Official Basketball Box Score - Final  
**Florida at Ole Miss**  
01/24/22 The Sandy and John Black Pavilion at Ole Miss, Oxford, Miss.  
2021-22 Ole Miss Men's Basketball

Game Time: 6:00 PM  
Game Duration: 1:58  
Attendance: 6,273

Officials: Terry Oglesby, Jason Baker, Brian Dorsey

Florida - 54

Record: 12-7 (3-4)

| NO. Name                   | Min     | FG    | 3P   | FT    | Rebounds  | Fouls | TP | AS | TO | ST | Blocks | +/- |
|----------------------------|---------|-------|------|-------|-----------|-------|----|----|----|----|--------|-----|
|                            |         | M-A   | M-A  | M-A   | OR DR TOT | PF FO |    |    |    |    | BS BA  |     |
| 4 Anthony Duruji           | F 24:35 | 4-8   | 0-3  | 3-3   | 1 3 4     | 2 3   | 11 | 2  | 3  | 0  | 0 0    | -12 |
| 33 Jason Jitoboh           | C 27:21 | 6-6   | 0-0  | 0-0   | 0 5 5     | 4 1   | 12 | 0  | 1  | 1  | 1 0    | -4  |
| 14 Kowacie Reeves          | G 18:12 | 0-4   | 0-4  | 5-5   | 1 0 1     | 2 3   | 5  | 0  | 1  | 0  | 1 0    | -8  |
| 23 Brandon McKissic        | G 29:00 | 3-6   | 0-2  | 1-2   | 1 3 4     | 2 2   | 7  | 3  | 1  | 0  | 0 0    | -15 |
| 24 Philandrous Fleming Jr. | G 32:11 | 2-9   | 1-5  | 0-0   | 2 2 4     | 0 2   | 5  | 2  | 3  | 1  | 0 1    | -12 |
| 32 Tuongthach Gatkek       | 11:00   | 1-2   | 0-0  | 1-2   | 1 0 1     | 4 2   | 3  | 0  | 0  | 0  | 1 0    | -7  |
| 0 Myreon Jones             | 20:13   | 0-2   | 0-2  | 0-0   | 0 2 2     | 0 2   | 0  | 3  | 0  | 1  | 0 0    | -7  |
| 22 Tyree Appleby           | 24:49   | 3-8   | 3-8  | 2-2   | 0 4 4     | 2 3   | 11 | 4  | 4  | 0  | 0 0    | -10 |
| 10 Elijah Kennedy          | 12:39   | 0-5   | 0-5  | 0-0   | 0 1 1     | 2 0   | 0  | 0  | 0  | 1  | 0 0    | -5  |
| Team                       |         |       |      |       | 2 0 2     |       | 0  |    | 1  |    |        |     |
| Totals                     |         | 19-50 | 4-29 | 12-14 | 8 20 28   | 18 18 | 54 | 14 | 14 | 4  | 3 1    | -16 |

Technical Fouls: NONE

| Shooting By Period  |
|---------------------|
| 1st FG% 7-22 31.8%  |
| 3PT% 2-15 13.3%     |
| FT% 6-7 85.7%       |
| 2nd FG% 12-28 42.9% |
| 3PT% 2-14 14.3%     |
| FT% 6-7 85.7%       |
| GM FG% 19-50 38.0%  |
| 3PT% 4-29 13.8%     |
| FT% 12-14 85.7%     |

Dead Ball Rebounds: 1, 0



Official Basketball Box Score - Final  
**Florida at Tennessee**  
01/26/22 Thompson-Boling Arena, Knoxville, Tenn.  
2021-22 Men's Basketball

Game Time: 6:02 PM  
Game Duration: 2:19  
Attendance: 20,789

Officials: Pat Adams, Bari Lenox, Vladimir Voyard-Tadai

Florida - 71

Record: 12-8 (3-5)

| NO. Name                   | Min     | FG<br>M-A | 3P<br>M-A | FT<br>M-A | Reb<br>OR DR TOT | Fouls<br>PF FO | TP | AS | TO | ST | Blocks<br>BS BA | +/- |
|----------------------------|---------|-----------|-----------|-----------|------------------|----------------|----|----|----|----|-----------------|-----|
| 4 Anthony Duruji           | F 33:06 | 6-10      | 0-1       | 4-4       | 2 4 6            | 5 3            | 16 | 1  | 6  | 0  | 0 0             | -3  |
| 33 Jason Jitoboh           | C 13:28 | 1-2       | 0-0       | 0-0       | 0 1 1            | 1 1            | 2  | 0  | 0  | 0  | 0 0             | 16  |
| 14 Kowacie Reeves          | G 22:14 | 2-6       | 2-5       | 0-0       | 0 2 2            | 1 0            | 6  | 1  | 0  | 0  | 0 0             | -1  |
| 22 Tyree Appleby           | G 35:24 | 4-10      | 4-8       | 4-4       | 0 1 1            | 1 2            | 16 | 7  | 5  | 2  | 0 1             | -12 |
| 23 Brandon McKissic        | G 20:46 | 3-8       | 2-7       | 0-0       | 0 1 1            | 4 2            | 8  | 1  | 1  | 1  | 0 1             | -8  |
| 0 Myreon Jones             | 28:16   | 4-9       | 1-6       | 1-1       | 0 3 3            | 3 2            | 10 | 2  | 0  | 3  | 0 0             | 2   |
| 24 Philandrous Fleming Jr. | 29:01   | 5-11      | 1-5       | 0-0       | 2 2 4            | 1 3            | 11 | 3  | 0  | 2  | 1 0             | -11 |
| 32 Tuongthach Gatkek       | 12:04   | 1-2       | 0-0       | 0-0       | 1 3 4            | 1 1            | 2  | 0  | 1  | 0  | 2 1             | -6  |
| 10 Elijah Kennedy          | 02:54   | 0-1       | 0-0       | 0-0       | 0 0 0            | 2 0            | 0  | 0  | 0  | 1  | 0 0             | -3  |
| 1 CJ Felder                | 02:47   | 0-1       | 0-0       | 0-0       | 0 0 0            | 0 0            | 0  | 0  | 0  | 0  | 0 1             | -9  |
| Team                       |         |           |           |           | 2 0 2            |                | 0  | 0  |    |    |                 |     |
| TOTALS                     |         | 26-60     | 10-33     | 9-9       | 7 17 24          | 19 14          | 71 | 15 | 13 | 9  | 3 5             | -7  |

# 2021-22 Box Scores



Official Basketball Box Score - Final  
**Oklahoma St. at Florida**  
01/29/22 Exactech Arena at Stephen C. O'Connell Center, Gainesville  
2021-22 Men's Basketball

Game Time: 4:00 PM  
Game Duration: 2:21  
Attendance: 10,056

Officials: Joe Lindsay, Byron Jarrett, Olands Rode

Oklahoma St. - 72

Record: 10-10

| NO.    | Name                         | Min     | FG    | 3P   | FT    | Rebounds  | Fouls | TP | AS | TO | ST | Blocks | +/- |
|--------|------------------------------|---------|-------|------|-------|-----------|-------|----|----|----|----|--------|-----|
|        |                              |         | M-A   | M-A  | M-A   | OR DR TOT | PF PD |    |    |    |    | BS BA  |     |
| 33     | Moussa Cisse                 | C 15:55 | 1-3   | 0-0  | 3-4   | 4 3 7     | 2 4   | 5  | 0  | 0  | 0  | 1      | 3   |
| 0      | Avery Anderson, III          | G 20:36 | 3-8   | 1-4  | 2-2   | 0 2 2     | 3 1   | 9  | 1  | 2  | 0  | 0      | -9  |
| 1      | Bryce Thompson               | G 24:48 | 4-11  | 4-8  | 0-2   | 0 1 1     | 4 2   | 12 | 1  | 1  | 2  | 0      | 1   |
| 13     | Rondel Walker                | G 28:09 | 3-7   | 0-2  | 1-1   | 0 4 4     | 5 1   | 7  | 2  | 2  | 3  | 0      | -8  |
| 15     | Isaac Ukeke                  | G 37:33 | 5-10  | 0-0  | 4-6   | 0 3 3     | 3 3   | 14 | 3  | 1  | 2  | 0      | -13 |
| 23     | Tyreek Smith                 | 13:45   | 2-2   | 0-0  | 1-2   | 0 0 0     | 2 1   | 5  | 0  | 0  | 0  | 0      | -13 |
| 12     | Matthew-Alexander Moncrieffe | 26:27   | 4-7   | 0-0  | 1-2   | 2 5 7     | 4 3   | 9  | 2  | 2  | 1  | 2      | -2  |
| 20     | Keylan Boone                 | 18:19   | 3-5   | 3-4  | 0-0   | 2 2 4     | 4 0   | 9  | 0  | 2  | 0  | 0      | -3  |
| 22     | Kalib Boone                  | 06:55   | 1-1   | 0-0  | 0-0   | 0 0 0     | 1 2   | 2  | 0  | 2  | 0  | 0      | 4   |
| 24     | Woody Newton                 | 07:33   | 0-0   | 0-0  | 0-0   | 1 0 1     | 0 0   | 0  | 1  | 0  | 0  | 0      | -5  |
| Team   |                              |         |       |      |       | 4 1 5     |       | 0  | 2  |    |    |        |     |
| Totals |                              |         | 26-54 | 8-18 | 12-19 | 13 21 34  | 28 17 | 72 | 10 | 16 | 9  | 1      | -9  |

Technical Fouls: NONE

Florida - 81

Record: 13-8

| NO.    | Name                   | Min     | FG    | 3P    | FT    | Rebounds  | Fouls | TP | AS | TO | ST | Blocks | +/- |
|--------|------------------------|---------|-------|-------|-------|-----------|-------|----|----|----|----|--------|-----|
|        |                        |         | M-A   | M-A   | M-A   | OR DR TOT | PF PD |    |    |    |    | BS BA  |     |
| 4      | Anthony Duruji         | F 27:33 | 3-7   | 2-4   | 2-4   | 2 3 5     | 2 3   | 10 | 2  | 2  | 1  | 0      | -7  |
| 14     | Kowacie Reeves         | G 25:57 | 4-8   | 1-4   | 2-2   | 2 0 2     | 2 2   | 11 | 0  | 1  | 1  | 0      | 6   |
| 22     | Tyree Appleby          | G 32:09 | 5-10  | 3-8   | 8-9   | 0 3 3     | 3 7   | 21 | 4  | 2  | 3  | 0      | 6   |
| 23     | Brandon McKissic       | G 21:25 | 1-7   | 1-5   | 5-6   | 1 1 2     | 2 5   | 8  | 2  | 2  | 1  | 0      | 5   |
| 24     | Phlandrous Fleming Jr. | G 32:50 | 3-6   | 2-4   | 6-6   | 3 3 6     | 3 3   | 14 | 2  | 2  | 1  | 0      | 12  |
| 0      | Myreon Jones           | 17:57   | 1-4   | 1-4   | 5-6   | 0 1 1     | 0 3   | 8  | 0  | 0  | 2  | 0      | 0   |
| 1      | CJ Felder              | 02:30   | 0-0   | 0-0   | 0-0   | 0 0 0     | 0 0   | 0  | 0  | 0  | 0  | 0      | -4  |
| 32     | Tuonghach Gatkek       | 21:47   | 2-2   | 0-0   | 4-6   | 1 2 3     | 4 4   | 8  | 0  | 1  | 1  | 3      | 0   |
| 10     | Elijah Kennedy         | 04:41   | 0-2   | 0-1   | 1-2   | 0 1 1     | 0 1   | 1  | 0  | 1  | 0  | 0      | -7  |
| 44     | Niels Lane             | 13:11   | 0-1   | 0-1   | 0-0   | 0 0 0     | 1 0   | 0  | 0  | 0  | 1  | 2      | 0   |
| Team   |                        |         |       |       |       | 2 3 5     |       | 0  | 0  |    |    |        |     |
| Totals |                        |         | 19-47 | 10-31 | 33-41 | 11 17 28  | 17 28 | 81 | 10 | 11 | 11 | 6      | 1 9 |

Technical Fouls: NONE

|                  | OSU                       | FLA                       |
|------------------|---------------------------|---------------------------|
| Biggest lead     | 16 (1 <sup>st</sup> 6:28) | 9 (2 <sup>nd</sup> 1:46)  |
| Best Scoring Run | 11 (1 <sup>st</sup> 6:28) | 8 (2 <sup>nd</sup> 15:25) |
| Lead Changes     | 2                         |                           |
| Times Tied       | 2                         |                           |
| Time with Lead   | 29:19                     | 09:08                     |

| Points from   | OSU | FLA |
|---------------|-----|-----|
| Turnovers     | 16  | 23  |
| Paint         | 32  | 12  |
| Second Chance | 13  | 11  |
| Fast Breaks   | 22  | 29  |
| Bench         | 25  | 17  |

| Period by Period Scoring |     |     |     |
|--------------------------|-----|-----|-----|
|                          | 1st | 2nd | TOT |
| OSU                      | 45  | 27  | 72  |
| FLA                      | 32  | 49  | 81  |



Official Basketball Box Score - Final  
**Florida at Missouri**  
02/02/22 Mizou Arena, Columbia, Mo.  
Missouri vs. Florida

Game Time: 2:00 PM  
Game Duration: 2:14

Officials: Anthony Jordan, Job Hartness, Jerry Heater

Florida - 66

Record: 14-8 (4-5)

| NO.    | Name                   | Min     | FG    | 3P    | FT    | Rebounds  | Fouls | TP | AS | TO | ST | Blocks | +/- |
|--------|------------------------|---------|-------|-------|-------|-----------|-------|----|----|----|----|--------|-----|
|        |                        |         | M-A   | M-A   | M-A   | OR DR TOT | PF PD |    |    |    |    | BS BA  |     |
| 4      | Anthony Duruji         | F 32:14 | 5-9   | 1-3   | 3-3   | 0 1 1     | 2 2   | 14 | 0  | 1  | 0  | 0      | -6  |
| 14     | Kowacie Reeves         | G 11:23 | 1-2   | 1-2   | 0-0   | 0 1 1     | 1 1   | 3  | 0  | 2  | 0  | 0      | -7  |
| 22     | Tyree Appleby          | G 22:45 | 3-4   | 1-2   | 10-10 | 0 0 0     | 3 7   | 17 | 1  | 1  | 0  | 0      | 7   |
| 23     | Brandon McKissic       | G 21:12 | 1-5   | 0-1   | 0-2   | 0 3 3     | 1 4   | 2  | 2  | 2  | 1  | 0      | -3  |
| 24     | Phlandrous Fleming Jr. | G 35:54 | 2-10  | 2-6   | 6-8   | 4 2 6     | 2 4   | 12 | 3  | 3  | 1  | 0      | 1   |
| 0      | Myreon Jones           | 31:52   | 5-10  | 5-8   | 3-3   | 0 5 5     | 2 1   | 18 | 1  | 1  | 1  | 0      | 2   |
| 32     | Tuonghach Gatkek       | 19:07   | 0-3   | 0-1   | 0-0   | 1 3 4     | 0 1   | 0  | 0  | 0  | 1  | 5      | 0   |
| 1      | CJ Felder              | 07:46   | 0-0   | 0-0   | 0-0   | 0 0 0     | 1 0   | 0  | 0  | 2  | 0  | 0      | 1   |
| 44     | Niels Lane             | 17:47   | 0-0   | 0-0   | 0-0   | 0 1 1     | 5 1   | 0  | 0  | 1  | 0  | 0      | -2  |
| Team   |                        |         |       |       |       | 3 2 5     |       | 0  | 1  |    |    |        |     |
| Totals |                        |         | 17-43 | 10-23 | 22-26 | 8 18 26   | 17 21 | 66 | 7  | 16 | 6  | 5      | 3 1 |

Technical Fouls: NONE

Missouri - 65

Record: 8-13 (2-6)

| NO.    | Name              | Min     | FG    | 3P   | FT    | Rebounds  | Fouls | TP | AS | TO | ST | Blocks | +/-  |
|--------|-------------------|---------|-------|------|-------|-----------|-------|----|----|----|----|--------|------|
|        |                   |         | M-A   | M-A  | M-A   | OR DR TOT | PF PD |    |    |    |    | BS BA  |      |
| 23     | Trevon Brazile    | F 20:03 | 2-5   | 0-0  | 3-4   | 0 4 4     | 1 2   | 7  | 1  | 2  | 1  | 0      | 5    |
| 24     | Kobe Brown        | F 33:32 | 3-6   | 0-1  | 2-2   | 1 2 3     | 4 2   | 8  | 3  | 1  | 1  | 1      | -4   |
| 1      | Amari Davis       | G 33:03 | 3-8   | 0-1  | 3-4   | 0 2 2     | 3 3   | 9  | 1  | 1  | 2  | 0      | 1    |
| 5      | Jarmon Coleman    | G 30:17 | 5-10  | 2-5  | 0-1   | 1 2 3     | 3 3   | 12 | 4  | 2  | 2  | 1      | -6   |
| 12     | Dajuan Gordon     | G 32:47 | 3-9   | 2-4  | 2-2   | 2 7 9     | 5 3   | 10 | 3  | 1  | 1  | 0      | 1    |
| 0      | Anton Brookshire  | 01:52   | 0-0   | 0-0  | 0-0   | 0 0 0     | 0 0   | 0  | 0  | 0  | 0  | 0      | -1   |
| 21     | Ronnie DeGray III | 28:15   | 6-7   | 0-1  | 1-2   | 1 2 3     | 2 3   | 13 | 1  | 2  | 1  | 0      | 5    |
| 11     | Yaya Keita        | 04:09   | 0-1   | 0-0  | 0-0   | 0 0 0     | 3 0   | 0  | 2  | 0  | 0  | 1      | -7   |
| 13     | Kaleb Brown       | 16:02   | 2-2   | 1-1  | 1-2   | 0 0 0     | 0 1   | 6  | 1  | 0  | 1  | 0      | 0    |
| Team   |                   |         |       |      |       | 3 0 3     |       | 0  | 2  |    |    |        |      |
| Totals |                   |         | 24-48 | 5-13 | 12-17 | 8 19 27   | 21 17 | 65 | 14 | 13 | 9  | 3      | 5 -1 |

Technical Fouls: NONE

|                  | UF                        | MIZ                       |
|------------------|---------------------------|---------------------------|
| Biggest lead     | 8 (1 <sup>st</sup> 14:00) | 9 (2 <sup>nd</sup> 8:04)  |
| Best Scoring Run | 6 (1 <sup>st</sup> 9:13)  | 9 (2 <sup>nd</sup> 10:30) |
| Lead Changes     | 4                         |                           |
| Times Tied       | 1                         |                           |
| Time with Lead   | 23:28                     | 16:12                     |

| Points from   | UF | MIZ |
|---------------|----|-----|
| Turnovers     | 17 | 21  |
| Paint         | 14 | 32  |
| Second Chance | 7  | 9   |
| Fast Breaks   | 6  | 2   |
| Bench         | 18 | 19  |

| Period by Period Scoring |     |     |     |
|--------------------------|-----|-----|-----|
|                          | 1st | 2nd | TOT |
| UF                       | 33  | 33  | 66  |
| MIZ                      | 31  | 34  | 65  |



Official Basketball Box Score - Final  
**Ole Miss at Florida**  
02/05/22 Exactech Arena at Stephen C. O'Connell Center, Gainesville  
2021-22 Men's Basketball

Game Time: 3:30 PM  
Game Duration: 2:18  
Attendance: 10,007

Officials: Don Dalry, Steven Anderson, Will Howard

Ole Miss - 57

Record: 12-11 (3-7)

| NO.    | Name                 | Min     | FG    | 3P   | FT    | Rebounds  | Fouls | TP | AS | TO | ST | Blocks | +/-   |
|--------|----------------------|---------|-------|------|-------|-----------|-------|----|----|----|----|--------|-------|
|        |                      |         | M-A   | M-A  | M-A   | OR DR TOT | PF PD |    |    |    |    | BS BA  |       |
| 4      | Jaemyn Brakefield    | F 15:38 | 0-3   | 0-2  | 0-0   | 2 2 4     | 2 0   | 0  | 0  | 2  | 0  | 0      | 1 -3  |
| 3      | Nysier Brooks        | C 38:41 | 5-10  | 0-1  | 1-4   | 3 6 9     | 4 6   | 11 | 2  | 1  | 0  | 2      | 1 -13 |
| 1      | Austin Crowley       | G 11:32 | 1-5   | 0-1  | 0-0   | 1 0 1     | 1 0   | 2  | 1  | 0  | 1  | 0      | 3 0   |
| 11     | Matthew Murrell      | G 45:00 | 4-16  | 4-10 | 2-4   | 0 2 2     | 2 4   | 14 | 2  | 0  | 1  | 0      | 1 -5  |
| 14     | Tye Fagan            | G 33:20 | 5-9   | 3-5  | 2-2   | 1 4 5     | 1 1   | 15 | 1  | 9  | 2  | 1      | 1 -11 |
| 24     | Jarkel Joiner        | 40:12   | 3-10  | 1-7  | 0-2   | 0 4 4     | 2 2   | 7  | 1  | 0  | 0  | 0      | -2    |
| 15     | Luis Rodriguez       | 34:15   | 1-4   | 0-2  | 6-7   | 4 7 11    | 4 5   | 8  | 1  | 1  | 1  | 0      | 0 2   |
| 0      | Eric Van Der Heijden | 06:22   | 0-1   | 0-1  | 0-0   | 0 4 4     | 1 0   | 0  | 0  | 0  | 0  | 0      | 0 7   |
| Team   |                      |         |       |      |       | 3 1 4     |       | 0  | 1  |    |    |        |       |
| Totals |                      |         | 19-58 | 8-29 | 11-19 | 14 30 44  | 17 18 | 57 | 8  | 14 | 5  | 3      | 7 -5  |

Technical Fouls: NONE

Florida - 62

Record: 15-8 (5-5)

| NO.    | Name                   | Min     | FG    | 3P   | FT    | Rebounds  | Fouls | TP | AS | TO | ST | Blocks | +/-   |
|--------|------------------------|---------|-------|------|-------|-----------|-------|----|----|----|----|--------|-------|
|        |                        |         | M-A   | M-A  | M-A   | OR DR TOT | PF PD |    |    |    |    | BS BA  |       |
| 4      | Anthony Duruji         | F 22:18 | 1-2   | 0-0  | 0-0   | 1 4 4     | 4 0   | 2  | 1  | 1  | 1  | 0      | 0 -10 |
| 12     | Colin Castleton        | F 34:09 | 6-12  | 0-1  | 5-8   | 0 6 7     | 1 5   | 17 | 0  | 2  | 1  | 3      | 0 16  |
| 22     | Tyree Appleby          | G 35:26 | 1-10  | 1-6  | 7-8   | 0 3 3     | 2 6   | 10 | 10 | 3  | 1  | 0      | 1 8   |
| 24     | Phlandrous Fleming Jr. | G 32:04 | 4-11  | 2-8  | 0-2   | 0 7 7     | 3 1   | 10 | 0  | 1  | 2  | 3      | 0 12  |
| 44     | Niels Lane             | G 28:33 | 0-1   | 0-0  | 0-0   | 1 2 3     | 4 0   | 0  | 0  | 0  | 1  | 0      | 1 0   |
| 23     | Brandon McKissic       | 14:36   | 3-5   | 1-3  | 0-0   | 0 2 2     | 3 1   | 7  | 1  | 1  | 0  | 0      | 0 3   |
| 32     | Tuonghach Gatkek       | 04:57   | 0-1   | 0-0  | 0-0   | 0 1 1     | 0 0   | 0  | 0  | 0  | 0  | 0      | 1 -4  |
| 0      | Myreon Jones           | 28:57   | 3-5   | 2-4  | 0-0   | 0 1 1     | 0 2   | 8  | 0  | 0  | 0  | 0      | 0 -8  |
| 1      | CJ Felder              | 10:40   | 1-1   | 0-0  | 0-0   | 0 1 1     | 1 1   | 2  | 0  | 0  | 0  | 1      | 0 3   |
| 14     | Kowacie Reeves         | 13:20   | 2-3   | 2-3  | 0-0   | 0 1 1     | 0 1   | 6  | 1  | 0  | 0  | 0      | 0 -5  |
| Team   |                        |         |       |      |       | 2 0 2     |       | 0  | 1  |    |    |        |       |
| Totals |                        |         | 21-51 | 8-25 | 12-17 | 4 28 32   | 18 17 | 62 | 13 | 9  | 6  | 7      | 3 5   |

Technical Fouls: NONE

|                  | OLE                       | FLA                       |
|------------------|---------------------------|---------------------------|
| Biggest lead     | 9 (1 <sup>st</sup> 8:19)  | 9 (1 <sup>st</sup> 07:41) |
| Best Scoring Run | 11 (1 <sup>st</sup> 8:19) | 9 (1 <sup>st</sup> 07:41) |
| Lead Changes     | 9                         |                           |
| Times Tied       | 10                        |                           |
| Time with Lead   | 23:25                     | 13:47                     |

| Points from   | OLE | FLA |
|---------------|-----|-----|
| Turnovers     | 6   | 15  |
| Paint         | 16  | 24  |
| Second Chance | 14  | 2   |
| Fast Breaks   | 2   | 9   |
| Bench         | 15  | 23  |

| Period by Period Scoring |     |     |     |     |
|--------------------------|-----|-----|-----|-----|
|                          | 1st | 2nd | OT1 | TOT |
| OLE                      | 30  | 18  | 9   | 57  |
| FLA                      | 21  | 27  | 14  | 62  |



Official Basketball Box Score - Final  
**Georgia at Florida**  
02/09/22 Exactech Arena at Stephen C. O'Connell Center, Gainesville  
2021-22 Men's Basketball

Game Time: 6:30 PM  
Game Duration: 1:56  
Attendance: 9,929

Officials: Pat Adams, Ron Groover, Brian Dorsey

Georgia - 63

Record: 6-18 (1-10)

| NO.        | Name              | Min     | FG    |      | 3P    |     | FT |    | Rebounds |    | Fouls |    | TP | AS | TO | ST | Blocks |  | BS +/-                |  |  |
|------------|-------------------|---------|-------|------|-------|-----|----|----|----------|----|-------|----|----|----|----|----|--------|--|-----------------------|--|--|
|            |                   |         | M-A   | M-A  | M-A   | M-A | OR | DR | TOT      | PF | PD    | BS |    |    |    |    | BA     |  |                       |  |  |
| 23         | Braelyn Bridges   | F 25:56 | 4-6   | 0-0  | 4-4   | 2   | 2  | 4  | 4        | 3  | 12    | 3  | 2  | 0  | 0  | 0  | 6      |  |                       |  |  |
| 10         | Aaron Cook        | G 26:35 | 4-11  | 2-6  | 4-4   | 0   | 2  | 2  | 4        | 3  | 14    | 2  | 4  | 1  | 0  | 1  | -4     |  |                       |  |  |
| 20         | Noah Baumann      | G 23:37 | 2-8   | 1-7  | 0-0   | 0   | 3  | 3  | 0        | 1  | 5     | 1  | 1  | 0  | 0  | 1  | -16    |  |                       |  |  |
| 3          | Kario Oquendo     | 37:17   | 7-19  | 0-5  | 8-10  | 1   | 7  | 8  | 4        | 6  | 22    | 0  | 2  | 4  | 0  | 2  | -6     |  |                       |  |  |
| 11         | Jaxon Etter       | 30:33   | 0-1   | 0-0  | 0-0   | 5   | 2  | 7  | 0        | 1  | 0     | 1  | 1  | 1  | 1  | 0  | -7     |  |                       |  |  |
| 15         | Dalen Ridginal    | 13:58   | 0-1   | 0-0  | 0-0   | 1   | 0  | 1  | 0        | 0  | 0     | 1  | 0  | 0  | 0  | 1  | -8     |  |                       |  |  |
| 1          | Jabri Abdur-Rahim | 20:16   | 3-7   | 2-6  | 2     | 5   | 7  | 1  | 1        | 8  | 0     | 1  | 1  | 0  | 1  | 0  | -11    |  |                       |  |  |
| 5          | Christian Wright  | 21:48   | 1-3   | 0-1  | 0-0   | 0   | 1  | 1  | 2        | 1  | 2     | 2  | 2  | 1  | 0  | 0  | 1      |  |                       |  |  |
| Team       |                   |         |       |      |       |     | 2  |    | 3        |    | 5     |    | 0  |    | 2  |    |        |  |                       |  |  |
| Totals     |                   |         | 21:56 | 5:25 | 16:20 | 13  | 25 | 38 | 15       | 16 | 63    | 10 | 14 | 8  | 0  | 6  | -9     |  |                       |  |  |
| Florida 70 |                   |         |       |      |       |     |    |    |          |    |       |    |    |    |    |    |        |  | Records: 16-9 (6-5)   |  |  |
|            |                   |         |       |      |       |     |    |    |          |    |       |    |    |    |    |    |        |  | Technical Fouls: NONE |  |  |



# 2021-22 Box Scores



Official Basketball Box Score - Final  
**Florida at Kentucky**  
02/12/22 Rupp Arena, Lexington  
2021-22 Men's Basketball

Game Time: 6:00 PM  
Game Duration: 2:04  
Attendance: 20,383

Officials: Tony Greene, Chuck Jones, K.B. Burdett Jr.

Florida - 57

Record: 16-9 (5-6)

| NO.    | Name                   | Min     | FG<br>M-A | 3P<br>M-A | FT<br>M-A | Rebounds<br>OR DR TOT | Fouls<br>PF FD | TP | AS | TO | ST | Blocks<br>BS BA | +/- |
|--------|------------------------|---------|-----------|-----------|-----------|-----------------------|----------------|----|----|----|----|-----------------|-----|
| 4      | Anthony Duruji         | F 26:46 | 1-7       | 1-5       | 0-0       | 0 4 4                 | 0 0 3          | 3  | 3  | 1  | 1  | 0 0             | -21 |
| 12     | Colin Castleton        | F 30:19 | 8-12      | 0-1       | 2-2       | 2 5 7                 | 3 2 18         | 0  | 4  | 0  | 0  | 0 0             | -23 |
| 22     | Tyree Appleby          | G 07:30 | 0-1       | 0-1       | 0-0       | 0 1 1                 | 1 2 0          | 1  | 0  | 0  | 0  | 0 0             | -11 |
| 24     | Phlandrous Fleming Jr. | G 28:51 | 3-8       | 0-3       | 2-2       | 0 4 4                 | 1 2 8          | 2  | 0  | 0  | 0  | 0 0             | -20 |
| 44     | Niels Lane             | G 18:09 | 1-1       | 0-0       | 1-1       | 0 1 1                 | 3 1 3          | 0  | 2  | 0  | 0  | 0 0             | -5  |
| 23     | Brandon McKissic       | 26:40   | 4-6       | 0-2       | 1-1       | 0 1 1                 | 0 1 9          | 1  | 3  | 0  | 0  | 0 0             | -10 |
| 0      | Myreon Jones           | 24:44   | 2-4       | 2-3       | 0-0       | 0 0 0                 | 3 1 6          | 1  | 0  | 1  | 0  | 0 0             | -14 |
| 1      | CJ Felder              | 18:35   | 2-4       | 2-4       | 0-0       | 2 1 3                 | 1 0 6          | 0  | 0  | 0  | 1  | 1 0             | 5   |
| 14     | Kowacie Reeves         | 15:06   | 1-5       | 0-2       | 0-0       | 0 0 0                 | 0 0 0          | 1  | 0  | 2  | 0  | 0 0             | -2  |
| 10     | Elijah Kennedy         | 01:40   | 0-2       | 0-1       | 0-0       | 0 0 0                 | 0 0 0          | 0  | 0  | 0  | 0  | 0 0             | -4  |
| 32     | Tuogthach Gatkek       | 01:40   | 1-1       | 0-0       | 0-0       | 1 0 1                 | 0 0 0          | 2  | 0  | 0  | 0  | 0 0             | -4  |
| Team   |                        |         |           |           |           | 0 3 3                 |                |    |    | 0  | 0  |                 |     |
| Totals |                        |         | 23-51     | 5-22      | 6-6       | 5 20 25               | 13 9 57        | 8  | 10 | 3  | 1  | 0               | -21 |

Technical Fouls: NONE

| Shooting By Period |       |        |
|--------------------|-------|--------|
| 1st FG%            | 12-26 | 46.2%  |
| 3PT%               | 3-11  | 27.3%  |
| FT%                | 1-1   | 100%   |
| 2nd FG%            | 11-25 | 44.0%  |
| 3PT%               | 2-11  | 18.2%  |
| FT%                | 5-5   | 100%   |
| GM FG%             | 23-51 | 45.1%  |
| 3PT%               | 5-22  | 22.7%  |
| FT%                | 6-6   | 100.0% |

Dead Ball Rebounds: 0, 0



Official Basketball Box Score - Final  
**Florida at Texas A&M**  
02/15/22 Reed Arena, Bryan College Station  
2021-22 Men's Basketball

Game Time: 6:00 PM  
Game Duration: 2:17  
Attendance: 6,349

Officials: Joe Lindsay, Anthony Jordan, Terry Wymer

Florida - 55

Record: 16-10 (6-7)

| NO.    | Name                   | Min     | FG<br>M-A | 3P<br>M-A | FT<br>M-A | Rebounds<br>OR DR TOT | Fouls<br>PF FD | TP | AS | TO | ST | Blocks<br>BS BA | +/- |
|--------|------------------------|---------|-----------|-----------|-----------|-----------------------|----------------|----|----|----|----|-----------------|-----|
| 1      | CJ Felder              | F 16:13 | 3-4       | 0-0       | 1-2       | 3 2 5                 | 1 1 7          | 1  | 1  | 1  | 1  | 2 0             | 4   |
| 12     | Colin Castleton        | F 37:05 | 5-10      | 0-0       | 5-5       | 7 8 15                | 2 5 15         | 2  | 2  | 0  | 2  | 1 5             | 5   |
| 0      | Myreon Jones           | G 24:48 | 3-11      | 3-9       | 1-2       | 0 2 2                 | 2 0 10         | 1  | 0  | 0  | 0  | 0 6             | 6   |
| 22     | Tyree Appleby          | G 34:01 | 1-8       | 1-6       | 0-0       | 0 2 2                 | 3 4 3          | 3  | 1  | 0  | 0  | 0 0             | -7  |
| 24     | Phlandrous Fleming Jr. | G 33:57 | 2-11      | 2-7       | 3-4       | 4 2 6                 | 3 3 9          | 2  | 4  | 3  | 1  | 0 0             | 6   |
| 4      | Anthony Duruji         | 07:04   | 1-2       | 0-1       | 0-0       | 1 0 1                 | 3 0 2          | 0  | 2  | 1  | 0  | 1 0             | 1   |
| 44     | Niels Lane             | 21:27   | 1-3       | 0-0       | 4-4       | 3 2 5                 | 1 2 6          | 3  | 1  | 0  | 0  | 0 0             | 1   |
| 14     | Kowacie Reeves         | 08:32   | 0-6       | 0-4       | 0-0       | 0 0 0                 | 0 0 0          | 0  | 0  | 0  | 0  | 0 0             | -9  |
| 23     | Brandon McKissic       | 14:13   | 1-3       | 1-2       | 0-0       | 0 0 0                 | 3 2 3          | 0  | 0  | 2  | 1  | 0 0             | 2   |
| 10     | Elijah Kennedy         | 02:40   | 0-1       | 0-1       | 0-0       | 0 0 0                 | 0 0 0          | 0  | 0  | 0  | 0  | 0 0             | -7  |
| Team   |                        |         |           |           |           | 2 2 4                 |                |    |    | 0  | 1  |                 |     |
| Totals |                        |         | 17-59     | 7-30      | 14-17     | 20 20 40              | 18 17 55       | 12 | 14 | 6  | 5  | 2               | -1  |

Technical Fouls: McKissic 2nd 16:34

| Shooting By Period |       |       |
|--------------------|-------|-------|
| 1st FG%            | 7-32  | 21.9% |
| 3PT%               | 2-15  | 13.3% |
| FT%                | 4-4   | 100%  |
| 2nd FG%            | 10-27 | 37.0% |
| 3PT%               | 5-15  | 33.3% |
| FT%                | 10-13 | 76.9% |
| GM FG%             | 17-59 | 28.8% |
| 3PT%               | 7-30  | 23.3% |
| FT%                | 14-17 | 82.4% |

Dead Ball Rebounds: 2, 0

Texas A&M - 56

Record: 16-10 (6-8)

| NO.    | Name              | Min     | FG<br>M-A | 3P<br>M-A | FT<br>M-A | Rebounds<br>OR DR TOT | Fouls<br>PF FD | TP | AS | TO | ST | Blocks<br>BS BA | +/- |
|--------|-------------------|---------|-----------|-----------|-----------|-----------------------|----------------|----|----|----|----|-----------------|-----|
| 15     | Henry Coleman III | F 25:21 | 2-5       | 0-0       | 0-0       | 1 4 5                 | 3 0 4          | 0  | 2  | 0  | 0  | 0 0             | 0   |
| 31     | Javonte Brown     | F 20:04 | 3-5       | 0-0       | 0-0       | 5 2 7                 | 0 0 6          | 0  | 0  | 0  | 0  | 0 0             | -1  |
| 1      | Marcus Williams   | G 08:42 | 1-4       | 0-2       | 0-0       | 0 0 0                 | 1 0 2          | 0  | 3  | 0  | 0  | 0 0             | -3  |
| 3      | Quenton Jackson   | G 28:13 | 4-13      | 0-6       | 8-8       | 1 1 2                 | 4 7 16         | 2  | 2  | 1  | 0  | 1 0             | -1  |
| 23     | Tyrece Radford    | G 31:29 | 2-4       | 1-1       | 2-2       | 4 4 8                 | 2 1 7          | 1  | 2  | 0  | 0  | 1 0             | -8  |
| 4      | Wade Taylor IV    | 15:33   | 2-9       | 1-5       | 3-3       | 0 1 1                 | 1 2 8          | 3  | 0  | 0  | 0  | 1 4             | 4   |
| 0      | Aaron Cash        | 03:44   | 0-0       | 0-0       | 0-0       | 0 3 3                 | 0 0 0          | 0  | 0  | 0  | 0  | 0 0             | 2   |
| 5      | Hassan Diarra     | 11:22   | 2-2       | 0-0       | 2-2       | 0 0 0                 | 0 3 4          | 6  | 3  | 0  | 0  | 0 0             | 3   |
| 10     | Ethan Henderson   | 16:11   | 1-2       | 0-0       | 0-0       | 2 1 3                 | 0 1 2          | 0  | 0  | 0  | 2  | 1 0             | 0   |
| 20     | Andre Gordon      | 21:46   | 1-6       | 0-3       | 0-0       | 1 6 7                 | 0 0 2          | 2  | 2  | 0  | 4  | 0 0             | 11  |
| 35     | Manny Obaseki     | 11:22   | 1-3       | 0-0       | 1-1       | 1 1 2                 | 3 2 3          | 3  | 1  | 1  | 0  | 0 0             | 2   |
| 2      | Hayden Hefner     | 05:13   | 0-3       | 0-1       | 0-0       | 0 0 0                 | 1 0 0          | 0  | 0  | 0  | 0  | 0 0             | -4  |
| Team   |                   |         |           |           |           | 2 0 2                 |                |    |    | 0  | 1  |                 |     |
| Totals |                   |         | 19-56     | 2-18      | 16-16     | 17 23 40              | 18 17 56       | 12 | 14 | 5  | 2  | 5               | 1   |

Technical Fouls: Obaseki 2nd 16:34

| Biggest lead     |  |  | UF            |  |  | TAMU          |  |  | Points from Turnovers |  |  | UF |  |  | TAMU |  |  | Period by Period Scoring |  |  |
|------------------|--|--|---------------|--|--|---------------|--|--|-----------------------|--|--|----|--|--|------|--|--|--------------------------|--|--|
| 10 (1st 18:11)   |  |  | 4 (1st 18:11) |  |  | 13 (1st 6:56) |  |  | 9                     |  |  | 20 |  |  | 32   |  |  | 1st                      |  |  |
| Best Scoring Run |  |  | 11 (2nd 6:23) |  |  | 15 (1st 6:56) |  |  | 20                    |  |  | 22 |  |  | 12   |  |  | 2nd                      |  |  |
| Lead Changes     |  |  | 5             |  |  | 5             |  |  | 2                     |  |  | 5  |  |  | 2    |  |  | 3rd                      |  |  |
| Times Tied       |  |  | 6             |  |  | 6             |  |  | 2                     |  |  | 2  |  |  | 2    |  |  | 4th                      |  |  |
| Time with Lead   |  |  | 08:17         |  |  | 27:17         |  |  | 11                    |  |  | 21 |  |  | 21   |  |  | TOT                      |  |  |



Official Basketball Box Score - Final  
**Auburn at Florida**  
02/19/22 Exactech Arena at Stephen C. O'Connell Center, Gainesville  
2021-22 Men's Basketball

Game Time: 2:00 PM  
Game Duration: 2:08  
Attendance: 11,255

Officials: Don Daly, Bart Lenox, Patrick Evans

Auburn - 62

Record: 24-3 (12-2)

| NO.    | Name              | Min     | FG<br>M-A | 3P<br>M-A | FT<br>M-A | Rebounds<br>OR DR TOT | Fouls<br>PF FD | TP | AS | TO | ST | Blocks<br>BS BA | +/- |
|--------|-------------------|---------|-----------|-----------|-----------|-----------------------|----------------|----|----|----|----|-----------------|-----|
| 10     | Jabari Smith      | F 33:02 | 7-16      | 4-5       | 10-11     | 1 6 7                 | 1 6 28         | 1  | 2  | 0  | 1  | 1 1             | 1   |
| 13     | Walker Kessler    | F 26:19 | 5-6       | 1-1       | 0-2       | 0 3 3                 | 4 3 11         | 0  | 2  | 1  | 0  | 0 0             | 12  |
| 0      | K.D. Johnson      | G 29:47 | 3-8       | 0-3       | 6-6       | 1 3 4                 | 4 3 12         | 1  | 5  | 1  | 0  | 1 8             | 8   |
| 12     | Zep Jasper        | G 18:34 | 0-1       | 0-0       | 0-0       | 0 1 1                 | 3 0 0          | 1  | 0  | 1  | 0  | 0 0             | -6  |
| 22     | Allen Flanigan    | G 22:38 | 1-1       | 0-0       | 0-0       | 1 4 5                 | 1 1 2          | 1  | 2  | 0  | 0  | 0 0             | -1  |
| 1      | Wendell Green Jr. | 30:26   | 2-10      | 0-5       | 1-1       | 0 1 1                 | 0 1 5          | 5  | 3  | 1  | 0  | 0 0             | -3  |
| 44     | Dylan Cardwell    | 13:41   | 1-5       | 0-0       | 0-0       | 3 0 3                 | 2 0 2          | 0  | 0  | 0  | 1  | 1 13            | 13  |
| 2      | Jaylin Williams   | 06:58   | 0-2       | 0-0       | 0-0       | 0 0 0                 | 1 0 1          | 0  | 0  | 1  | 0  | 0 0             | -2  |
| 35     | Devan Cambridge   | 18:35   | 1-1       | 0-0       | 0-0       | 3 3 6                 | 2 1 2          | 0  | 1  | 0  | 0  | 0 0             | -1  |
| Team   |                   |         |           |           |           | 3 5 8                 |                |    |    | 0  | 1  |                 |     |
| Totals |                   |         | 20-50     | 5-14      | 17-20     | 12 26 38              | 17 16 62       | 9  | 17 | 5  | 2  | 4               | -1  |

Technical Fouls: NONE

| Shooting By Period |       |       |
|--------------------|-------|-------|
| 1st FG%            | 9-27  | 33.3% |
| 3PT%               | 3-7   | 42.9% |
| FT%                | 0-0   | 0%    |
| 2nd FG%            | 11-23 | 47.8% |
| 3PT%               | 2-7   | 28.6% |
| FT%                | 17-20 | 85%   |
| GM FG%             | 20-50 | 40.0% |
| 3PT%               | 5-14  | 35.7% |
| FT%                | 17-20 | 85.0% |

Dead Ball Rebounds: 1, 0

Florida - 63

Record: 17-10 (7-7)

| NO.    | Name                   | Min     | FG<br>M-A | 3P<br>M-A | FT<br>M-A | Rebounds<br>OR DR TOT | Fouls<br>PF FD | TP | AS | TO | ST | Blocks<br>BS BA | +/- |
|--------|------------------------|---------|-----------|-----------|-----------|-----------------------|----------------|----|----|----|----|-----------------|-----|
| 4      | Anthony Duruji         | F 28:41 | 1-3       | 1-1       | 0-0       | 0 2 2                 | 3 1 3          | 0  | 1  | 1  | 0  | 1 16            | 16  |
| 12     | Colin Castleton        | F 35:03 | 7-13      | 0-0       | 5-7       | 4 4 8                 | 4 5 19         | 1  | 1  | 2  | 3  | 0 0             | -2  |
| 0      | Myreon Jones           | G 18:56 | 1-5       | 1-4       | 0-0       | 2 1 3                 | 1 0 3          | 0  | 0  | 0  | 0  | 0 0             | -6  |
| 22     | Tyree Appleby          | G 31:16 | 7-15      | 5-10      | 7-8       | 0 1 1                 | 1 5 26         | 2  | 4  | 1  | 0  | 0 0             | -1  |
| 1      | Phlandrous Fleming Jr. | G 32:34 | 2-9       | 2-4       | 1-2       | 1 2 3                 | 2 4 7          | 5  | 3  | 1  | 0  | 1 0             | -3  |
| 1      | CJ Felder              | 07:11   | 0-0       | 0-0       | 0-0       | 1 1 2                 | 2 0 0          | 0  | 0  | 0  | 0  | 0 0             | -9  |
| 23     | Brandon McKissic       | 20:03   | 1-3       | 1-3       | 2-2       | 0 3 3                 | 2 1 5          | 1  | 2  | 2  | 0  | 0 0             | -9  |
| 14     | Kowacie Reeves         | 07:00   | 0-1       | 0-1       | 0-0       | 0 1 1                 | 0 0 1          | 0  | 0  | 0  | 0  | 1 0             | 3   |
| 44     | Niels Lane             | 19:16   | 0-3       | 0-2       | 0-0       | 0 1 1                 | 1 0 0          | 0  | 0  | 0  | 1  | 0 0             | 12  |
| Team   |                        |         |           |           |           | 0 3 3                 |                |    |    | 0  | 0  |                 |     |
| Totals |                        |         | 19-52     | 10-25     | 15-19     | 8 19 27               | 16 17 63       | 9  | 11 | 8  | 4  | 2               | 1   |

Technical Fouls: NONE

| Shooting By Period |       |       |
|--------------------|-------|-------|
| 1st FG%            | 7-27  | 25.9% |
| 3PT%               | 3-12  | 25.0% |
| FT%                | 5-6   | 83.3% |
| 2nd FG%            | 12-25 | 48.0% |
| 3PT%               | 7-13  | 53.8% |
| FT%                | 10-13 | 76.9% |
| GM FG%             | 19-52 | 36.5% |
| 3PT%               | 10-25 | 40.0% |
| FT%                | 15-19 | 78.9% |

Dead Ball Rebounds: 3, 1

|                  |                            |  | AUB                      | FLA |                       |    |  | AUB | FLA | Period by Period Scoring |    |    |    |
|------------------|----------------------------|--|--------------------------|-----|-----------------------|----|--|-----|-----|--------------------------|----|----|----|
| Biggest lead     | 9 (2 <sup>nd</sup> 15:22)  |  | 8 (1 <sup>st</sup> 4:03) |     | Points from Turnovers | 16 |  | 9   |     |                          |    |    |    |
| Best Scoring Run | 10 (2 <sup>nd</sup> 16:54) |  | 7 (2 <sup>nd</sup> 7:36) |     | Paint                 | 26 |  | 14  |     |                          |    |    |    |
| Lead Changes     |                            |  |                          |     | Second Chance         | 6  |  | 2   |     | AUB                      | 21 | 41 | 62 |
| Times Tied       | 2                          |  |                          |     | Fast Breaks           | 7  |  | 13  |     | FLA                      | 22 | 41 | 63 |
| Time with Lead   | 10:38                      |  | 27:24                    |     | Bench                 | 9  |  | 5   |     |                          |    |    |    |

# 2021-22 MISCELLANEOUS STATS

## TIMES LED UP IN SCORING

| <i>Includes times co-led</i> | Season | Career |
|------------------------------|--------|--------|
| Colin Castleton              | 11     | 17     |
| Tyree Appleby                | 6      | 10     |
| Phlandrous Fleming Jr.       | 6      | 6      |
| Myreon Jones                 | 4      | 4      |
| Anthony Duruji               | 3      | 4      |
| Jason Jitoboh                | 1      | 1      |
| Brandon McKissic             | 1      | 1      |
| Kowacie Reeves               | 1      | 1      |
| Keyontae Johnson             | 0      | 18     |

## TIMES LED UP IN REBOUNDING

| <i>Includes times co-led</i> | Season | Career |
|------------------------------|--------|--------|
| Colin Castleton              | 18     | 28     |
| Phlandrous Fleming Jr.       | 5      | 5      |
| Jason Jitoboh                | 3      | 3      |
| Anthony Duruji               | 2      | 5      |
| Myreon Jones                 | 1      | 1      |
| Brandon McKissic             | 1      | 1      |
| Keyontae Johnson             | 0      | 26     |

## TIMES LED UP IN ASSISTS

| <i>Includes times co-led</i> | Season | Career |
|------------------------------|--------|--------|
| Tyree Appleby                | 16     | 25     |
| Phlandrous Fleming Jr.       | 5      | 5      |
| Myreon Jones                 | 5      | 5      |
| Colin Castleton              | 3      | 5      |
| Anthony Duruji               | 3      | 3      |
| Brandon McKissic             | 2      | 2      |
| Niels Lane                   | 1      | 1      |
| Keyontae Johnson             | 0      | 3      |

## DOUBLE-FIGURE SCORING GAMES

|                        | Season | Career |
|------------------------|--------|--------|
| Colin Castleton        | 20     | 35     |
| Tyree Appleby          | 16     | 31     |
| Phlandrous Fleming Jr. | 15     | 15     |
| Myreon Jones           | 11     | 11     |
| Anthony Duruji         | 9      | 12     |
| Brandon McKissic       | 5      | 5      |
| CJ Felder              | 3      | 3      |
| Kowacie Reeves         | 3      | 3      |
| Jason Jitoboh          | 2      | 2      |
| Keyontae Johnson       | 0      | 37     |

## 20-POINT GAMES

|                        | Season | Career |
|------------------------|--------|--------|
| Colin Castleton        | 2      | 6      |
| Myreon Jones           | 2      | 2      |
| Tyree Appleby          | 2      | 3      |
| Anthony Duruji         | 1      | 1      |
| Phlandrous Fleming Jr. | 1      | 1      |
| Keyontae Johnson       | 0      | 8      |

## 30-POINT GAMES

|      | Season | Career |
|------|--------|--------|
| None |        |        |

## DOUBLE-FIGURE REBOUNDING GAMES

|                        | Season | Career |
|------------------------|--------|--------|
| Colin Castleton        | 8      | 11     |
| Phlandrous Fleming Jr. | 1      | 1      |
| Jason Jitoboh          | 1      | 1      |
| Keyontae Johnson       | 0      | 14     |
| Anthony Duruji         | 0      | 1      |

## DOUBLE-FIGURE ASSIST GAMES

|               | Season | Career |
|---------------|--------|--------|
| Tyree Appleby | 1      | 1      |

## DOUBLE-DOUBLES

|                        | Season | Career |
|------------------------|--------|--------|
| Colin Castleton        | 7      | 10     |
| Tyree Appleby          | 1      | 1      |
| Phlandrous Fleming Jr. | 1      | 1      |
| Keyontae Johnson       | 0      | 13     |

## TRIPLE-DOUBLES

|      | Season | Career |
|------|--------|--------|
| None |        |        |

## DUNKS (TOTAL: 82)

|                        | Season | Career |
|------------------------|--------|--------|
| Colin Castleton        | 25     | 46     |
| Anthony Duruji         | 19     | 39     |
| CJ Felder              | 9      | 9      |
| Phlandrous Fleming Jr. | 9      | 9      |
| Jason Jitoboh          | 6      | 9      |
| Myreon Jones           | 4      | 4      |
| Toungthach Gatkek      | 3      | 3      |
| Niels Lane             | 3      | 3      |
| Tyree Appleby          | 2      | 2      |
| Elijah Kennedy         | 1      | 1      |
| Kowacie Reeves         | 1      | 1      |
| Keyontae Johnson       | 0      | 53     |

## CHARGES DRAWN (TOTAL: 35)

|                        | Season | Career |
|------------------------|--------|--------|
| Myreon Jones           | 11     | 11     |
| Brandon McKissic       | 9      | 9      |
| Tyree Appleby          | 6      | 9      |
| Phlandrous Fleming Jr. | 6      | 6      |
| Kowacie Reeves         | 3      | 3      |
| Colin Castleton        | 1      | 1      |
| Keyontae Johnson       | 0      | 25     |

## POINT DISTRIBUTION (%)

|              |              |       |
|--------------|--------------|-------|
| Freshmen     | 135          | 7.2%  |
| Sophomores   | 42           | 2.2%  |
| Juniors      | 175          | 9.3%  |
| Seniors      | 1,530        | 81.3% |
| <b>TOTAL</b> | <b>1,882</b> |       |

## TECHNICAL FOULS

|           |   |
|-----------|---|
| Opponents | 4 |
| Florida   | 6 |

## SHOT CLOCK VIOLATIONS

|           |    |
|-----------|----|
| Forced    | 26 |
| Committed | 9  |

## 10-SECOND VIOLATIONS

|           |   |
|-----------|---|
| Forced    | 4 |
| Committed | 0 |

## FIRST OFF THE BENCH

| <i>Includes all if multiple players enter</i> | Season | Career |
|---|--------|--------|
| Phlandrous Fleming Jr.                        | 9      | 9      |
| CJ Felder                                     | 7      | 7      |
| Tyree Appleby                                 | 4      | 8      |
| Myreon Jones                                  | 4      | 4      |
| Brandon McKissic                              | 4      | 4      |
| Jason Jitoboh                                 | 3      | 8      |
| Tuonthach Gatkek                              | 2      | 2      |
| Anthony Duruji                                | 1      | 2      |
| Kowacie Reeves                                | 1      | 1      |
| Keyontae Johnson                              | 0      | 9      |
| Colin Castleton                               | 0      | 2      |
| Niels Lane                                    | 0      | 1      |

## SCORED UF'S FIRST POINTS

|                        | Season | Career |
|------------------------|--------|--------|
| Colin Castleton        | 8      | 10     |
| Tyree Appleby          | 4      | 7      |
| Phlandrous Fleming Jr. | 4      | 4      |
| Kowacie Reeves         | 4      | 4      |
| Anthony Duruji         | 3      | 6      |
| Myreon Jones           | 2      | 2      |
| CJ Felder              | 1      | 1      |
| Jason Jitoboh          | 1      | 1      |
| Keyontae Johnson       | 0      | 10     |

## HOW UF'S FIRST POINTS SCORED

|            |   |
|------------|---|
| Layup      | 8 |
| 3-Pointer  | 8 |
| Jump Shot  | 6 |
| Free Throw | 4 |
| Dunk       | 1 |

## 3-POINT PLAY OPPORTUNITIES

| <i>Ordered by most conversions</i> | Season       | Career       |
|------------------------------------|--------------|--------------|
| Anthony Duruji                     | 9-9          | 11-12        |
| Tyree Appleby                      | 2-2          | 5-6          |
| Jason Jitoboh                      | 2-2          | 2-2          |
| Myreon Jones                       | 2-2          | 2-2          |
| Colin Castleton                    | 2-7          | 6-13         |
| Niels Lane                         | 1-1          | 2-2          |
| Kowacie Reeves                     | 1-1          | 1-1          |
| CJ Felder                          | 1-2          | 1-2          |
| Phlandrous Fleming Jr.             | 1-2          | 1-2          |
| Brandon McKissic                   | 1-2          | 1-2          |
| Keyontae Johnson                   | 0-0          | 16-22        |
| <b>TOTALS</b>                      | <b>22-30</b> | <b>48-66</b> |
|                                    | <b>.733</b>  | <b>.727</b>  |

## 4-POINT PLAY OPPORTUNITIES

| <i>Ordered by most conversions</i> | Season     | Career     |
|------------------------------------|------------|------------|
| Tyree Appleby                      | 1-1        | 2-2        |
| Myreon Jones                       | 1-1        | 1-1        |
| <b>TOTALS</b>                      | <b>2-2</b> | <b>3-3</b> |

## 3-POINTER STREAK - TEAM

|            |                      |
|------------|----------------------|
| Florida:   | 170 (at SC, 1/18/17) |
| Opponents: | 781 (FAMU,12/4/99)   |

## PLAYERS IN DOUBLE FIGURES

| Players | Games |
|---------|-------|
| 1       | 2     |
| 2       | 5     |
| 3       | 9     |
| 4       | 10    |
| 5       | 0     |
| 6       | 1     |

## RUNS OF 10-0 OR BETTER

| Run  | Occurrences |
|------|-------------|
| 10-0 | 5           |
| 11-0 | 3           |
| 12-0 | 2           |
| 13-0 | 4           |
| 14-0 | 2           |
| 15-0 | 1           |
| 16-0 | 1           |

Largest run: 16-0, 11/18/21 vs. Milwaukee

# 2021-22 MISCELLANEOUS STATS

## LINEUPS AND RECORD

(Listed by position 1-5; Ordered by most wins)

|   |     |
|---|-----|
| Appleby, McKissic, Jones, Duruji, Castleton   | 6-3 |
| Appleby, Jones, Fleming, Duruji, Castleton    | 2-0 |
| Appleby, McKissic, Reeves, Fleming, Duruji    | 2-0 |
| Appleby, Fleming, Lane, Duruji, Castleton     | 2-1 |
| McKissic, Fleming, Reeves, Duruji, Jitoboh    | 2-1 |
| Appleby, McKissic, Fleming, Duruji, Castleton | 1-0 |
| McKissic, Fleming, Reeves, Duruji, Castleton  | 1-0 |
| McKissic, Jones, Fleming, Duruji, Castleton   | 1-2 |
| Appleby, Jones, Fleming, Felder, Castleton    | 0-1 |
| Appleby, Jones, Reeves, Duruji, Castleton     | 0-1 |
| Appleby, McKissic, Reeves, Duruji, Jitoboh    | 0-1 |

## STREAKS

*Streak stats below are consecutive team games; i.e., a player's streak starts over if he misses a game.*

## GAMES PLAYED

Appleby 52, Duruji 52, Fleming 27, McKissic 27, Reeves 17, Jones 15, Felder 8, Lane 7, Castleton 5

## STARTS

Appleby 8, Fleming 7, Castleton 5, Jones 2, Duruji 1

## GAMES SCORED

Duruji 51, Fleming 14, Jones 8, Castleton 5, McKissic 3, Appleby 2

## GAMES WITH A 3-POINTER

Jones 8, Appleby 2, Fleming 2, McKissic 2, Duruji 1

## GAMES WITH A REBOUND

Duruji 52, Fleming 18, Lane 6, Appleby 5, Castleton 5, Felder 5, Jones 2, McKissic 1, Reeves 1

## GAMES WITH AN ASSIST

Appleby 18, Fleming 4, Castleton 2, McKissic 1

## CONSECUTIVE MADE FREE THROWS

|                        | Active | Season High |
|------------------------|--------|-------------|
| Niels Lane             | 9      | 9           |
| Kowacie Reeves         | 7      | 7           |
| Anthony Duruji         | 5      | 9           |
| Tyree Appleby          | 5      | 23          |
| Brandon McKissic       | 3      | 6           |
| Phlandrous Fleming Jr. | 1      | 13          |
| Colin Castleton        | 1      | 12          |
| Myreon Jones           | 1      | 10          |
| Jason Jitoboh          | 1      | 3           |
| CJ Felder              | 0      | 4           |
| Tuongthach Gatkek      | 0      | 2           |
| Elijah Kennedy         | 0      | 1           |

## SCORING MARGIN

|                                   |                                 |
|-----------------------------------|---------------------------------|
| <b>Largest Lead:</b>              | 41 vs. Troy, 11/28/21           |
| <b>Largest Deficit:</b>           | 21, at Kentucky, 2/12/22        |
| <b>Largest Deficit Overcome:</b>  | 16, vs. Oklahoma State, 1/29/22 |
| <b>Largest Lead Lost:</b>         | 13, at Tennessee, 1/26/22       |
| <b>Largest Margin of Victory:</b> | 39, vs. Troy, 11/28/21          |
| <b>Largest Margin of Defeat:</b>  | 21, at Kentucky, 2/12/22        |

## SITUATIONAL RECORDS

|  | 2021-22 | Under White |
|--|---------|-------------|
| Scoring First  | 12-8    | 89-44       |
| Leading at Half  | 12-2    | 111-28      |
| Trailing at Half   | 5-6     | 25-51       |
| Tied at Half   | 0-2     | 4-6         |
| Leading with 5:00 Left                                     | 14-1    | 126-13      |
| Trailing with 5:00 Left                                    | 3-9     | 12-69       |
| Tied with 5:00 Left  | 0-0     | 2-3         |
| In Overtime  | 1-0     | 8-3         |
| In Double Overtime   | 0-0     | 2-0         |
| When UF Outrebounds Opponent                               | 8-1     | 77-25       |
| When UF is Outrebounded                                    | 9-6     | 54-54       |
| When Rebounds are the Same                                 | 0-3     | 8-6         |
| When UF Commits More Turnovers                             | 3-4     | 30-35       |
| When UF Forces More Turnovers                              | 14-5    | 97-46       |
| When Turnovers are the Same                                | 0-1     | 11-5        |
| When UF Has More Free Throw Attempts                       | 11-5    | 89-32       |
| When Opponent Has More Free Throw Attempts                 | 5-5     | 43-46       |
| When Free Throw Attempts are the Same                      | 1-0     | 8-7         |
| When UF Shoots 45% or Better from the Field                | 6-1     | 82-11       |
| When UF Shoots Less Than 45% from the Field                | 11-9    | 58-73       |
| When Opponent Shoots 45% or Better from the Field          | 5-8     | 23-51       |
| When Opponent Shoots Less Than 45% from the Field          | 12-2    | 117-34      |
| When UF Shoots Same or Better Than Opponent from the Field | 11-1    | 115-14      |
| When Opponent Shoots Better Than UF from the Field         | 6-9     | 25-71       |
| When UF Shoots 40% or Better from 3-Point Range            | 4-1     | 49-14       |
| When UF Shoots Less Than 40% from 3-Point Range            | 13-9    | 88-70       |
| When UF Shoots Better Than Opponent from 3-Point Range     | 11-2    | 93-20       |
| When UF Shoots 75% or Better from the Line                 | 10-6    | 61-35       |
| When UF Shoots Less Than 75% from the Line                 | 7-4     | 79-49       |
| When UF Bench Equals or Outscores Opponent's               | 10-6    | 97-47       |
| When Opponent Bench Outscores UF's                         | 7-4     | 42-40       |
| Following a UF win   | 11-5    | 82-57       |
| Following a UF loss  | 4-5     | 52-26       |
| When 3 or More Players Score in Double Figures             | 15-5    | 120-53      |
| When 4 or More Players Score in Double Figures             | 8-3     | 69-22       |
| When 5 or More Players Score in Double Figures             | 1-0     | 23-1        |
| In White Uniforms  | 10-2    | 86-36       |
| In Blue Uniforms   | 3-5     | 28-26       |
| In Orange Uniforms   | 1-1     | 16-16       |
| In Black Uniforms  | 3-2     | 10-7        |
| In November  | 6-0     | 32-8        |
| In December  | 3-3     | 24-15       |
| In January   | 4-5     | 36-24       |
| In February  | 4-2     | 32-20       |
| In March   | 0-0     | 16-18       |
| On Sunday  | 2-1     | 8-9         |
| On Monday  | 1-2     | 4-3         |
| On Tuesday   | 1-1     | 26-17       |
| On Wednesday   | 6-4     | 28-15       |
| On Thursday  | 1-0     | 17-0        |
| On Friday  | 0-0     | 12-6        |
| On Saturday  | 6-2     | 45-36       |



# 2021-22 Florida Men's Basketball Combined Team Statistics All games

Page 1/1  
as of Feb 19, 2022

## Game Records

| Record         | Overall | Home | Away | Neutral |
|----------------|---------|------|------|---------|
| ALL GAMES      | 17-10   | 12-3 | 2-6  | 3-1     |
| CONFERENCE     | 7-7     | 5-2  | 2-5  | 0-0     |
| NON-CONFERENCE | 10-3    | 7-1  | 0-1  | 3-1     |

## Score by Periods

| Team      | 1st | 2nd | OT | TOT  |
|-----------|-----|-----|----|------|
| Florida   | 901 | 967 | 14 | 1882 |
| Opponents | 809 | 911 | 9  | 1729 |

## Team Box Score

| No.       | Player                  |       |        |      | Total    |      | 3-Point  |      | F-Throw |      | Rebounds |     |     |      |     |    |     |     |     |     |      |      |
|-----------|-------------------------|-------|--------|------|----------|------|----------|------|---------|------|----------|-----|-----|------|-----|----|-----|-----|-----|-----|------|------|
|           |                         | GP-GS | MIN    | AVG  | FG-FGA   | FG%  | 3FG-3FGA | 3FG% | FT-FTA  | FT%  | OFF      | DEF | TOT | AVG  | PF  | DQ | A   | TO  | BLK | STL | PTS  | AVG  |
| 12        | CASTLETON, Colin        | 21-21 | 611:44 | 29.1 | 121-222  | .545 | 0-8      | .000 | 87-127  | .685 | 68       | 123 | 191 | 9.1  | 46  | 1  | 33  | 53  | 56  | 17  | 329  | 15.7 |
| 22        | APPLEBY, Tyree          | 27-20 | 738:38 | 27.4 | 74-205   | .361 | 48-145   | .331 | 93-107  | .869 | 2        | 55  | 57  | 2.1  | 48  | 0  | 101 | 69  | 2   | 38  | 289  | 10.7 |
| 24        | FLEMING JR., Phlandrous | 27-16 | 710:28 | 26.3 | 87-234   | .372 | 31-102   | .304 | 69-89   | .775 | 46       | 64  | 110 | 4.1  | 43  | 0  | 47  | 43  | 18  | 38  | 274  | 10.1 |
| 0         | JONES, Myreon           | 26-16 | 719:11 | 27.7 | 79-213   | .371 | 53-152   | .349 | 27-38   | .711 | 12       | 61  | 73  | 2.8  | 29  | 0  | 41  | 33  | 4   | 33  | 238  | 9.2  |
| 4         | DURUJI, Anthony         | 27-26 | 675:52 | 25.0 | 88-164   | .537 | 19-58    | .328 | 42-56   | .750 | 40       | 72  | 112 | 4.1  | 76  | 1  | 31  | 44  | 15  | 28  | 237  | 8.8  |
| 23        | MCKISSIC, Brandon       | 27-20 | 663:46 | 24.6 | 57-156   | .365 | 24-97    | .247 | 25-42   | .595 | 18       | 59  | 77  | 2.9  | 56  | 0  | 47  | 38  | 2   | 32  | 163  | 6.0  |
| 14        | REEVES, Kowacie         | 22-8  | 325:35 | 14.8 | 32-91    | .352 | 21-64    | .328 | 19-23   | .826 | 9        | 16  | 25  | 1.1  | 17  | 0  | 8   | 13  | 3   | 9   | 104  | 4.7  |
| 33        | JITOBOH, Jason          | 18-4  | 190:53 | 10.6 | 31-49    | .633 | 0-1      | .000 | 11-16   | .688 | 21       | 22  | 43  | 2.4  | 36  | 2  | 7   | 6   | 11  | 6   | 73   | 4.1  |
| 1         | FELDER, CJ              | 26-1  | 330:55 | 12.7 | 40-72    | .556 | 14-34    | .412 | 8-17    | .471 | 29       | 35  | 64  | 2.5  | 34  | 0  | 10  | 14  | 17  | 12  | 102  | 3.9  |
| 10        | KENNEDY, Elijah         | 21-0  | 139:38 | 6.6  | 12-58    | .207 | 6-39     | .154 | 1-2     | .500 | 0        | 16  | 16  | 0.8  | 7   | 0  | 6   | 9   | 1   | 9   | 31   | 1.5  |
| 32        | GATKEK, Tuongthach      | 16-0  | 132:12 | 8.3  | 8-21     | .381 | 0-2      | .000 | 7-14    | .500 | 7        | 22  | 29  | 1.8  | 19  | 0  | 2   | 4   | 15  | 6   | 23   | 1.4  |
| 44        | LANE, Niels             | 14-3  | 182:28 | 13.0 | 5-18     | .278 | 0-5      | .000 | 9-13    | .692 | 5        | 15  | 20  | 1.4  | 22  | 0  | 5   | 11  | 3   | 4   | 19   | 1.4  |
| 3         | KLATSKY, Alex           | 6-0   | 09:36  | 1.6  | 0-2      | .000 | 0-2      | .000 | 0-0     | .000 | 1        | 0   | 1   | 0.2  | 0   | 0  | 0   | 0   | 0   | 0   | 0    | 0.0  |
| Team      |                         |       |        |      |          |      |          |      |         |      | 47       | 50  | 97  |      |     |    |     | 9   |     |     |      |      |
| Total     |                         | 27    | 5431   |      | 634-1505 | .421 | 216-709  | .305 | 398-544 | .732 | 305      | 610 | 915 | 33.9 | 433 | 4  | 338 | 346 | 147 | 232 | 1882 | 69.7 |
| Opponents |                         | 27    | 5425   |      | 638-1486 | .429 | 146-479  | .305 | 307-443 | .693 | 302      | 638 | 940 | 34.8 | 482 | 10 | 303 | 408 | 79  | 205 | 1729 | 64.0 |

## Team Statistics

|                        | UF              | OPP             |
|------------------------|-----------------|-----------------|
| <b>Scoring</b>         | <b>1882</b>     | <b>1729</b>     |
| Points per game        | 69.7            | 64.0            |
| Scoring margin         | +5.7            | -               |
| <b>Field goals-att</b> | <b>634-1505</b> | <b>638-1486</b> |
| Field goal pct         | .421            | .429            |
| <b>3 point fg-att</b>  | <b>216-709</b>  | <b>146-479</b>  |
| 3-point FG pct         | .305            | .305            |
| 3-pt FG made per game  | 8.0             | 5.4             |
| <b>Free throws-att</b> | <b>398-544</b>  | <b>307-443</b>  |
| Free throw pct         | .732            | .693            |
| F-Throws made per game | 14.7            | 11.4            |
| <b>Rebounds</b>        | <b>915</b>      | <b>940</b>      |
| Rebounds per game      | 33.9            | 34.8            |
| Rebounding margin      | -0.9            | -               |
| <b>Assists</b>         | <b>338</b>      | <b>303</b>      |
| Assists per game       | 12.5            | 11.2            |
| <b>Turnovers</b>       | <b>346</b>      | <b>408</b>      |
| Turnovers per game     | 12.8            | 15.1            |
| Turnover margin        | +2.3            | -               |
| Assist/turnover ratio  | 1.0             | 0.7             |
| <b>Steals</b>          | <b>232</b>      | <b>205</b>      |
| Steals per game        | 8.6             | 7.6             |
| <b>Blocks</b>          | <b>147</b>      | <b>79</b>       |
| Blocks per game        | 5.4             | 2.9             |
| <b>Winning streak</b>  | <b>1</b>        | <b>-</b>        |
| Home win streak        | 6               | -               |
| <b>Attendance</b>      | <b>141695</b>   | <b>83567</b>    |
| Home games-Avg/Game    | 15-9446         | 8-10446         |
| Neutral site-Avg/Game  | -               | 4-3531          |

## Team Results

| Date       | Opponent          |     | Score | Att.  |
|------------|-------------------|-----|-------|-------|
| 11/09/2021 | Elon              | W   | 74-61 | 9275  |
| 11/14/2021 | Florida St.       | W   | 71-55 | 10011 |
| 11/18/2021 | Milwaukee         | W   | 81-45 | 8223  |
| 11/22/2021 | vs California     | W   | 80-60 | 3500  |
| 11/24/2021 | vs Ohio St.       | W   | 71-68 | 3500  |
| 11/28/2021 | Troy              | W   | 84-45 | 8875  |
| 12/01/2021 | at Oklahoma       | L   | 67-74 | 9539  |
| 12/06/2021 | Texas Southern    | L   | 54-69 | 7623  |
| 12/08/2021 | North Florida     | W   | 85-55 | 7705  |
| 12/12/2021 | vs Maryland       | L   | 68-70 | 7124  |
| 12/18/2021 | vs South Fla.     | W   | 66-55 | 0     |
| 12/22/2021 | Stony Brook       | W   | 87-62 | 8063  |
| 01/05/2022 | Alabama           | L   | 70-83 | 10210 |
| 01/08/2022 | at Auburn         | L   | 73-85 | 9121  |
| 01/12/2022 | LSU               | L   | 58-64 | 10110 |
| 01/15/2022 | at South Carolina | W   | 71-63 | 10813 |
| 01/19/2022 | Mississippi St.   | W   | 80-72 | 10008 |
| 01/22/2022 | Vanderbilt        | W   | 61-42 | 10345 |
| 01/24/2022 | at Ole Miss       | L   | 54-70 | 6273  |
| 01/26/2022 | at Tennessee      | L   | 71-78 | 20789 |
| 01/29/2022 | Oklahoma St.      | W   | 81-72 | 10056 |
| 02/02/2022 | at Missouri       | W   | 66-65 | 300   |
| 02/05/2022 | Ole Miss          | Wot | 62-57 | 10007 |
| 02/09/2022 | Georgia           | W   | 72-63 | 9929  |
| 02/12/2022 | at Kentucky       | L   | 57-78 | 20383 |
| 02/15/2022 | at Texas A&M      | L   | 55-56 | 6349  |
| 02/19/2022 | Auburn            | W   | 63-62 | 11255 |





# 2021-22 Florida Men's Basketball Combined Team Statistics In Conference games

Page 1/1  
as of Feb 19, 2022

## Game Records

| Record         | Overall | Home | Away | Neutral |
|----------------|---------|------|------|---------|
| ALL GAMES      | 7-7     | 5-2  | 2-5  | 0-0     |
| CONFERENCE     | 7-7     | 5-2  | 2-5  | 0-0     |
| NON-CONFERENCE | 0-0     | 0-0  | 0-0  | 0-0     |

## Score by Periods

| Team      | 1st | 2nd | OT | TOT |
|-----------|-----|-----|----|-----|
| Florida   | 427 | 472 | 14 | 913 |
| Opponents | 438 | 491 | 9  | 938 |

## Team Box Score

| No.       | Player                  |       |        |      | Total   |      | 3-Point  |      | F-Throw |       | Rebounds |     |     |      |     |    |     |     |     |     |     |      |  |  |
|-----------|-------------------------|-------|--------|------|---------|------|----------|------|---------|-------|----------|-----|-----|------|-----|----|-----|-----|-----|-----|-----|------|--|--|
|           |                         | GP-GS | MIN    | AVG  | FG-FGA  | FG%  | 3FG-3FGA | 3FG% | FT-FTA  | FT%   | OFF      | DEF | TOT | AVG  | PF  | DQ | A   | TO  | BLK | STL | PTS | AVG  |  |  |
| 12        | CASTLETON, Colin        | 9-9   | 290:04 | 32.2 | 57-97   | .588 | 0-3      | .000 | 38-49   | .776  | 30       | 49  | 79  | 8.8  | 20  | 0  | 11  | 22  | 26  | 8   | 152 | 16.9 |  |  |
| 22        | APPLEBY, Tyree          | 14-10 | 380:21 | 27.2 | 35-104  | .337 | 26-78    | .333 | 52-61   | .852  | 2        | 27  | 29  | 2.1  | 25  | 0  | 60  | 39  | 1   | 16  | 148 | 10.6 |  |  |
| 0         | JONES, Myreon           | 14-5  | 355:21 | 25.4 | 40-106  | .377 | 33-85    | .388 | 12-20   | .600  | 4        | 29  | 33  | 2.4  | 17  | 0  | 18  | 17  | 3   | 13  | 125 | 8.9  |  |  |
| 24        | FLEMING JR., Phlandrous | 14-10 | 390:44 | 27.9 | 39-124  | .315 | 15-61    | .246 | 25-36   | .694  | 22       | 39  | 61  | 4.4  | 24  | 0  | 26  | 24  | 8   | 22  | 118 | 8.4  |  |  |
| 4         | DURUJI, Anthony         | 14-13 | 356:15 | 25.4 | 44-85   | .518 | 8-33     | .242 | 22-28   | .786  | 14       | 43  | 57  | 4.1  | 41  | 1  | 15  | 30  | 6   | 13  | 118 | 8.4  |  |  |
| 33        | JITOBOH, Jason          | 8-4   | 116:14 | 14.5 | 18-25   | .720 | 0-0      | .000 | 6-9     | .667  | 9        | 17  | 26  | 3.3  | 17  | 0  | 2   | 2   | 7   | 4   | 42  | 5.3  |  |  |
| 14        | REEVES, Kowacie         | 14-7  | 222:28 | 15.9 | 20-56   | .357 | 15-43    | .349 | 14-18   | .778  | 4        | 8   | 12  | 0.9  | 13  | 0  | 6   | 5   | 3   | 3   | 69  | 4.9  |  |  |
| 23        | MCKISSIC, Brandon       | 14-8  | 311:33 | 22.3 | 26-69   | .377 | 9-43     | .209 | 7-18    | .389  | 6        | 31  | 37  | 2.6  | 30  | 0  | 24  | 19  | 1   | 10  | 68  | 4.9  |  |  |
| 1         | FELDER, CJ              | 13-1  | 155:53 | 12.0 | 18-35   | .514 | 6-16     | .375 | 4-11    | .364  | 14       | 13  | 27  | 2.1  | 17  | 0  | 2   | 9   | 8   | 2   | 46  | 3.5  |  |  |
| 44        | LANE, Niels             | 6-3   | 122:56 | 20.5 | 3-9     | .333 | 0-2      | .000 | 5-5     | 1.000 | 4        | 9   | 13  | 2.2  | 15  | 0  | 3   | 4   | 0   | 3   | 11  | 1.8  |  |  |
| 32        | GATKEK, Tuongthach      | 8-0   | 76:51  | 9.6  | 5-13    | .385 | 0-1      | .000 | 1-2     | .500  | 4        | 11  | 15  | 1.9  | 8   | 0  | 2   | 1   | 10  | 4   | 11  | 1.4  |  |  |
| 10        | KENNEDY, Elijah         | 9-0   | 45:50  | 5.1  | 2-19    | .105 | 1-15     | .067 | 0-0     | .000  | 0        | 3   | 3   | 0.3  | 6   | 0  | 2   | 1   | 0   | 4   | 5   | 0.6  |  |  |
| 3         | KLATSKY, Alex           | 1-0   | 00:30  | 0.5  | 0-0     | .000 | 0-0      | .000 | 0-0     | .000  | 0        | 0   | 0   | 0.0  | 0   | 0  | 0   | 0   | 0   | 0   | 0   | 0.0  |  |  |
| Team      |                         |       |        |      |         |      |          |      |         |       | 25       | 23  | 48  |      |     |    |     | 6   |     |     |     |      |  |  |
| Total     |                         | 14    | 2825   |      | 307-742 | .414 | 113-380  | .297 | 186-257 | .724  | 138      | 302 | 440 | 31.4 | 233 | 1  | 171 | 179 | 73  | 102 | 913 | 65.2 |  |  |
| Opponents |                         | 14    | 2825   |      | 336-790 | .425 | 86-280   | .307 | 180-241 | .747  | 178      | 330 | 508 | 36.3 | 247 | 5  | 177 | 184 | 42  | 107 | 938 | 67.0 |  |  |

## Team Statistics

|                        | UF             | OPP            |
|------------------------|----------------|----------------|
| <b>Scoring</b>         | <b>913</b>     | <b>938</b>     |
| Points per game        | 65.2           | 67.0           |
| Scoring margin         | -1.8           | -              |
| <b>Field goals-att</b> | <b>307-742</b> | <b>336-790</b> |
| Field goal pct         | .414           | .425           |
| <b>3 point fg-att</b>  | <b>113-380</b> | <b>86-280</b>  |
| 3-point FG pct         | .297           | .307           |
| 3-pt FG made per game  | 8.1            | 6.1            |
| <b>Free throws-att</b> | <b>186-257</b> | <b>180-241</b> |
| Free throw pct         | .724           | .747           |
| F-Throws made per game | 13.3           | 12.9           |
| <b>Rebounds</b>        | <b>440</b>     | <b>508</b>     |
| Rebounds per game      | 31.4           | 36.3           |
| Rebounding margin      | -4.9           | -              |
| <b>Assists</b>         | <b>171</b>     | <b>177</b>     |
| Assists per game       | 12.2           | 12.6           |
| <b>Turnovers</b>       | <b>179</b>     | <b>184</b>     |
| Turnovers per game     | 12.8           | 13.1           |
| Turnover margin        | +0.4           | -              |
| Assist/turnover ratio  | 1.0            | 1.0            |
| <b>Steals</b>          | <b>102</b>     | <b>107</b>     |
| Steals per game        | 7.3            | 7.6            |
| <b>Blocks</b>          | <b>73</b>      | <b>42</b>      |
| Blocks per game        | 5.2            | 3.0            |
| <b>Winning streak</b>  | <b>1</b>       | <b>-</b>       |
| Home win streak        | 5              | -              |
| <b>Attendance</b>      | <b>71864</b>   | <b>74028</b>   |
| Home games-Avg/Game    | 7-10266        | 7-10575        |
| Neutral site-Avg/Game  | -              | 0-0            |

## Team Results

| Date       | Opponent          |     | Score | Att.  |
|------------|-------------------|-----|-------|-------|
| 01/05/2022 | Alabama           | L   | 70-83 | 10210 |
| 01/08/2022 | at Auburn         | L   | 73-85 | 9121  |
| 01/12/2022 | LSU               | L   | 58-64 | 10110 |
| 01/15/2022 | at South Carolina | W   | 71-63 | 10813 |
| 01/19/2022 | Mississippi St.   | W   | 80-72 | 10008 |
| 01/22/2022 | Vanderbilt        | W   | 61-42 | 10345 |
| 01/24/2022 | at Ole Miss       | L   | 54-70 | 6273  |
| 01/26/2022 | at Tennessee      | L   | 71-78 | 20789 |
| 02/02/2022 | at Missouri       | W   | 66-65 | 300   |
| 02/05/2022 | Ole Miss          | Wot | 62-57 | 10007 |
| 02/09/2022 | Georgia           | W   | 72-63 | 9929  |
| 02/12/2022 | at Kentucky       | L   | 57-78 | 20383 |
| 02/15/2022 | at Texas A&M      | L   | 55-56 | 6349  |
| 02/19/2022 | Auburn            | W   | 63-62 | 11255 |



**2021-22 Florida Men's Basketball**  
**Category Leaders**  
**All games**

Page 1/3  
as of Feb 19, 2022

**Points**

| ## | Player                  | G  | Pts | Pts/G |
|----|-------------------------|----|-----|-------|
| 12 | Castleton, Colin        | 21 | 329 | 15.7  |
| 22 | Appleby, Tyree          | 27 | 289 | 10.7  |
| 24 | Fleming Jr., Phlandrous | 27 | 274 | 10.1  |
| 0  | Jones, Myreon           | 26 | 238 | 9.2   |
| 4  | Duruji, Anthony         | 27 | 237 | 8.8   |
| 23 | McKissic, Brandon       | 27 | 163 | 6.0   |
| 14 | Reeves, Kowacie         | 22 | 104 | 4.7   |
| 1  | Felder, CJ              | 26 | 102 | 3.9   |
| 33 | Jitoboh, Jason          | 18 | 73  | 4.1   |
| 10 | Kennedy, Elijah         | 21 | 31  | 1.5   |
| 32 | Gatkek, Tuongthach      | 16 | 23  | 1.4   |
| 44 | Lane, Niels             | 14 | 19  | 1.4   |

**Scoring Average**

| ## | Player                  | G  | Pts | Pts/G |
|----|-------------------------|----|-----|-------|
| 12 | Castleton, Colin        | 21 | 329 | 15.7  |
| 22 | Appleby, Tyree          | 27 | 289 | 10.7  |
| 24 | Fleming Jr., Phlandrous | 27 | 274 | 10.1  |
| 0  | Jones, Myreon           | 26 | 238 | 9.2   |
| 4  | Duruji, Anthony         | 27 | 237 | 8.8   |
| 23 | McKissic, Brandon       | 27 | 163 | 6.0   |
| 14 | Reeves, Kowacie         | 22 | 104 | 4.7   |
| 33 | Jitoboh, Jason          | 18 | 73  | 4.1   |
| 1  | Felder, CJ              | 26 | 102 | 3.9   |
| 10 | Kennedy, Elijah         | 21 | 31  | 1.5   |
| 32 | Gatkek, Tuongthach      | 16 | 23  | 1.4   |
| 44 | Lane, Niels             | 14 | 19  | 1.4   |

**Field Goal Percentage**

| ## | Player                  | FG  | Att | Pct  |
|----|-------------------------|-----|-----|------|
| 33 | Jitoboh, Jason          | 31  | 49  | .633 |
| 1  | Felder, CJ              | 40  | 72  | .556 |
| 12 | Castleton, Colin        | 121 | 222 | .545 |
| 4  | Duruji, Anthony         | 88  | 164 | .537 |
| 32 | Gatkek, Tuongthach      | 8   | 21  | .381 |
| 24 | Fleming Jr., Phlandrous | 87  | 234 | .372 |
| 0  | Jones, Myreon           | 79  | 213 | .371 |
| 23 | McKissic, Brandon       | 57  | 156 | .365 |
| 22 | Appleby, Tyree          | 74  | 205 | .361 |
| 14 | Reeves, Kowacie         | 32  | 91  | .352 |
| 44 | Lane, Niels             | 5   | 18  | .278 |
| 10 | Kennedy, Elijah         | 12  | 58  | .207 |

**Field Goal Attempts**

| ## | Player                  | G  | Att | Att/G |
|----|-------------------------|----|-----|-------|
| 24 | Fleming Jr., Phlandrous | 27 | 234 | 8.7   |
| 12 | Castleton, Colin        | 21 | 222 | 10.6  |
| 0  | Jones, Myreon           | 26 | 213 | 8.2   |
| 22 | Appleby, Tyree          | 27 | 205 | 7.6   |
| 4  | Duruji, Anthony         | 27 | 164 | 6.1   |

**Field Goals Made**

| ## | Player                  | G  | Made | Made/G |
|----|-------------------------|----|------|--------|
| 12 | Castleton, Colin        | 21 | 121  | 5.8    |
| 4  | Duruji, Anthony         | 27 | 88   | 3.3    |
| 24 | Fleming Jr., Phlandrous | 27 | 87   | 3.2    |
| 0  | Jones, Myreon           | 26 | 79   | 3.0    |
| 22 | Appleby, Tyree          | 27 | 74   | 2.7    |

**3-Point FG Percentage**

| ## | Player                  | 3FG | Att | Pct  |
|----|-------------------------|-----|-----|------|
| 1  | Felder, CJ              | 14  | 34  | .412 |
| 0  | Jones, Myreon           | 53  | 152 | .349 |
| 22 | Appleby, Tyree          | 48  | 145 | .331 |
| 14 | Reeves, Kowacie         | 21  | 64  | .328 |
| 4  | Duruji, Anthony         | 19  | 58  | .328 |
| 24 | Fleming Jr., Phlandrous | 31  | 102 | .304 |
| 23 | McKissic, Brandon       | 24  | 97  | .247 |
| 10 | Kennedy, Elijah         | 6   | 39  | .154 |

**3-Point FG Attempts**

| ## | Player                  | G  | Att | Att/G |
|----|-------------------------|----|-----|-------|
| 0  | Jones, Myreon           | 26 | 152 | 5.8   |
| 22 | Appleby, Tyree          | 27 | 145 | 5.4   |
| 24 | Fleming Jr., Phlandrous | 27 | 102 | 3.8   |
| 23 | McKissic, Brandon       | 27 | 97  | 3.6   |
| 14 | Reeves, Kowacie         | 22 | 64  | 2.9   |

**3-Point FG Made**

| ## | Player                  | G  | Made | Made/G |
|----|-------------------------|----|------|--------|
| 0  | Jones, Myreon           | 26 | 53   | 2.0    |
| 22 | Appleby, Tyree          | 27 | 48   | 1.8    |
| 24 | Fleming Jr., Phlandrous | 27 | 31   | 1.1    |
| 23 | McKissic, Brandon       | 27 | 24   | 0.9    |
| 14 | Reeves, Kowacie         | 22 | 21   | 1.0    |



**2021-22 Florida Men's Basketball**  
**Category Leaders**  
**All games**

Page 2/3  
as of Feb 19, 2022

**Free Throw Percentage**

| ## | Player                  | Made | Att | Pct  |
|----|-------------------------|------|-----|------|
| 22 | Appleby, Tyree          | 93   | 107 | .869 |
| 14 | Reeves, Kowacie         | 19   | 23  | .826 |
| 24 | Fleming Jr., Phlandrous | 69   | 89  | .775 |
| 4  | Duruji, Anthony         | 42   | 56  | .750 |
| 0  | Jones, Myreon           | 27   | 38  | .711 |
| 44 | Lane, Niels             | 9    | 13  | .692 |
| 33 | Jitoboh, Jason          | 11   | 16  | .688 |
| 12 | Castleton, Colin        | 87   | 127 | .685 |
| 23 | McKissic, Brandon       | 25   | 42  | .595 |
| 10 | Kennedy, Elijah         | 1    | 2   | .500 |
| 32 | Gatkek, Tuongthach      | 7    | 14  | .500 |
| 1  | Felder, CJ              | 8    | 17  | .471 |

**Free Throw Attempts**

| ## | Player                  | G  | Att | Att/G |
|----|-------------------------|----|-----|-------|
| 12 | Castleton, Colin        | 21 | 127 | 6.0   |
| 22 | Appleby, Tyree          | 27 | 107 | 4.0   |
| 24 | Fleming Jr., Phlandrous | 27 | 89  | 3.3   |
| 4  | Duruji, Anthony         | 27 | 56  | 2.1   |
| 23 | McKissic, Brandon       | 27 | 42  | 1.6   |

**Free Throws Made**

| ## | Player                  | G  | Made | Made/G |
|----|-------------------------|----|------|--------|
| 22 | Appleby, Tyree          | 27 | 93   | 3.4    |
| 12 | Castleton, Colin        | 21 | 87   | 4.1    |
| 24 | Fleming Jr., Phlandrous | 27 | 69   | 2.6    |
| 4  | Duruji, Anthony         | 27 | 42   | 1.6    |
| 0  | Jones, Myreon           | 26 | 27   | 1.0    |

**Rebounds**

| ## | Player                  | G  | Reb | Reb/G |
|----|-------------------------|----|-----|-------|
| 12 | Castleton, Colin        | 21 | 191 | 9.1   |
| 4  | Duruji, Anthony         | 27 | 112 | 4.1   |
| 24 | Fleming Jr., Phlandrous | 27 | 110 | 4.1   |
| 23 | McKissic, Brandon       | 27 | 77  | 2.9   |
| 0  | Jones, Myreon           | 26 | 73  | 2.8   |

**Assists**

| ## | Player                  | G  | Ast | Ast/G |
|----|-------------------------|----|-----|-------|
| 22 | Appleby, Tyree          | 27 | 101 | 3.7   |
| 24 | Fleming Jr., Phlandrous | 27 | 47  | 1.7   |
| 23 | McKissic, Brandon       | 27 | 47  | 1.7   |
| 0  | Jones, Myreon           | 26 | 41  | 1.6   |
| 12 | Castleton, Colin        | 21 | 33  | 1.6   |

**Rebounds Average**

| ## | Player                  | G  | Reb | Reb/G |
|----|-------------------------|----|-----|-------|
| 12 | Castleton, Colin        | 21 | 191 | 9.1   |
| 4  | Duruji, Anthony         | 27 | 112 | 4.1   |
| 24 | Fleming Jr., Phlandrous | 27 | 110 | 4.1   |
| 23 | McKissic, Brandon       | 27 | 77  | 2.9   |
| 0  | Jones, Myreon           | 26 | 73  | 2.8   |

**Steals**

| ## | Player                  | G  | Stl | Stl/G |
|----|-------------------------|----|-----|-------|
| 22 | Appleby, Tyree          | 27 | 38  | 1.4   |
| 24 | Fleming Jr., Phlandrous | 27 | 38  | 1.4   |
| 0  | Jones, Myreon           | 26 | 33  | 1.3   |
| 23 | McKissic, Brandon       | 27 | 32  | 1.2   |
| 4  | Duruji, Anthony         | 27 | 28  | 1.0   |

**Offensive Rebounds**

| ## | Player                  | G  | OReb | OReb/G |
|----|-------------------------|----|------|--------|
| 12 | Castleton, Colin        | 21 | 68   | 3.2    |
| 24 | Fleming Jr., Phlandrous | 27 | 46   | 1.7    |
| 4  | Duruji, Anthony         | 27 | 40   | 1.5    |
| 1  | Felder, CJ              | 26 | 29   | 1.1    |
| 33 | Jitoboh, Jason          | 18 | 21   | 1.2    |

**Blocked Shots**

| ## | Player                  | G  | Blk | Blk/G |
|----|-------------------------|----|-----|-------|
| 12 | Castleton, Colin        | 21 | 56  | 2.7   |
| 24 | Fleming Jr., Phlandrous | 27 | 18  | 0.7   |
| 1  | Felder, CJ              | 26 | 17  | 0.7   |
| 4  | Duruji, Anthony         | 27 | 15  | 0.6   |
| 32 | Gatkek, Tuongthach      | 16 | 15  | 0.9   |

**Defensive Rebounds**

| ## | Player                  | G  | DReb | DReb/G |
|----|-------------------------|----|------|--------|
| 12 | Castleton, Colin        | 21 | 123  | 5.9    |
| 4  | Duruji, Anthony         | 27 | 72   | 2.7    |
| 24 | Fleming Jr., Phlandrous | 27 | 64   | 2.4    |
| 0  | Jones, Myreon           | 26 | 61   | 2.3    |
| 23 | McKissic, Brandon       | 27 | 59   | 2.2    |

**Minutes**

| ## | Player                  | G  | Min | Min/G |
|----|-------------------------|----|-----|-------|
| 22 | Appleby, Tyree          | 27 | 739 | 27:21 |
| 0  | Jones, Myreon           | 26 | 719 | 27:40 |
| 24 | Fleming Jr., Phlandrous | 27 | 710 | 26:19 |
| 4  | Duruji, Anthony         | 27 | 676 | 25:02 |
| 23 | McKissic, Brandon       | 27 | 664 | 24:35 |



2021-22 Florida Men's Basketball  
Category Leaders  
All games

Page 3/3  
as of Feb 19, 2022

**Fouls**

| ## | Player                  | G  | PF | PF/G |
|----|-------------------------|----|----|------|
| 4  | Duruji, Anthony         | 27 | 76 | 2.8  |
| 23 | McKissic, Brandon       | 27 | 56 | 2.1  |
| 22 | Appleby, Tyree          | 27 | 48 | 1.8  |
| 12 | Castleton, Colin        | 21 | 46 | 2.2  |
| 24 | Fleming Jr., Phlandrous | 27 | 43 | 1.6  |

**Turnovers**

| ## | Player                  | G  | TO | TO/G |
|----|-------------------------|----|----|------|
| 22 | Appleby, Tyree          | 27 | 69 | 2.6  |
| 12 | Castleton, Colin        | 21 | 53 | 2.5  |
| 4  | Duruji, Anthony         | 27 | 44 | 1.6  |
| 24 | Fleming Jr., Phlandrous | 27 | 43 | 1.6  |
| 23 | McKissic, Brandon       | 27 | 38 | 1.4  |

**Foul Outs**

| ## | Player           | G  | FO |
|----|------------------|----|----|
| 33 | Jitoboh, Jason   | 18 | 2  |
| 12 | Castleton, Colin | 21 | 1  |
| 4  | Duruji, Anthony  | 27 | 1  |





**2021-22 Florida Men's Basketball  
Team Game-by-Game  
All games**

Page 1/1  
as of Feb 19, 2022

|                   |            |       |     | Total    |      | 3-Pointers |      | Free throws |       | Rebounds |     |     |      |     |     |     |     |     |      |      |  |
|-------------------|------------|-------|-----|----------|------|------------|------|-------------|-------|----------|-----|-----|------|-----|-----|-----|-----|-----|------|------|--|
| Opponent          | Date       | Score |     | FG-FGA   | PCT  | 3FG-3FGA   | PCT  | FT-FTA      | PCT   | OFF      | DEF | TOT | AVG  | PF  | A   | TO  | BLK | STL | PTS  | AVG  |  |
| Elon              | 11/09/2021 | 74-61 | W   | 25-59    | .424 | 8-25       | .320 | 16-29       | .552  | 18       | 25  | 43  | 43.0 | 18  | 16  | 13  | 10  | 7   | 74   | 74.0 |  |
| Florida St.       | 11/14/2021 | 71-55 | W   | 24-62    | .387 | 8-28       | .286 | 15-20       | .750  | 17       | 27  | 44  | 43.5 | 12  | 11  | 15  | 10  | 9   | 71   | 72.5 |  |
| Milwaukee         | 11/18/2021 | 81-45 | W   | 32-68    | .471 | 11-28      | .393 | 6-8         | .750  | 11       | 35  | 46  | 44.3 | 14  | 21  | 9   | 6   | 8   | 81   | 75.3 |  |
| vs California     | 11/22/2021 | 80-60 | W   | 27-52    | .519 | 8-19       | .421 | 18-21       | .857  | 5        | 22  | 27  | 40.0 | 16  | 10  | 12  | 3   | 10  | 80   | 76.5 |  |
| vs Ohio St.       | 11/24/2021 | 71-68 | W   | 22-60    | .367 | 4-14       | .286 | 23-33       | .697  | 16       | 19  | 35  | 39.0 | 20  | 8   | 11  | 2   | 13  | 71   | 75.4 |  |
| Troy              | 11/28/2021 | 84-45 | W   | 27-61    | .443 | 13-37      | .351 | 17-19       | .895  | 12       | 28  | 40  | 39.2 | 13  | 14  | 15  | 5   | 11  | 84   | 76.8 |  |
| at Oklahoma       | 12/01/2021 | 67-74 | L   | 24-57    | .421 | 4-24       | .167 | 15-18       | .833  | 9        | 24  | 33  | 38.3 | 17  | 7   | 16  | 6   | 7   | 67   | 75.4 |  |
| Texas Southern    | 12/06/2021 | 54-69 | L   | 21-55    | .382 | 5-24       | .208 | 7-16        | .438  | 8        | 15  | 23  | 36.4 | 14  | 10  | 10  | 6   | 12  | 54   | 72.8 |  |
| North Florida     | 12/08/2021 | 85-55 | W   | 29-65    | .446 | 5-23       | .217 | 22-30       | .733  | 12       | 24  | 36  | 36.3 | 17  | 14  | 10  | 3   | 21  | 85   | 74.1 |  |
| vs Maryland       | 12/12/2021 | 68-70 | L   | 22-58    | .379 | 11-27      | .407 | 13-17       | .765  | 15       | 20  | 35  | 36.2 | 20  | 14  | 12  | 6   | 7   | 68   | 73.5 |  |
| vs South Fla.     | 12/18/2021 | 66-55 | W   | 23-59    | .390 | 8-26       | .308 | 12-15       | .800  | 18       | 27  | 45  | 37.0 | 9   | 12  | 17  | 6   | 3   | 66   | 72.8 |  |
| Stony Brook       | 12/22/2021 | 87-62 | W   | 32-60    | .533 | 8-23       | .348 | 15-20       | .750  | 15       | 25  | 40  | 37.3 | 13  | 20  | 16  | 5   | 11  | 87   | 74.0 |  |
| Alabama           | 01/05/2022 | 70-83 | L   | 22-52    | .423 | 8-23       | .348 | 18-28       | .643  | 15       | 25  | 40  | 37.5 | 20  | 12  | 20  | 7   | 5   | 70   | 73.7 |  |
| at Auburn         | 01/08/2022 | 73-85 | L   | 24-58    | .414 | 6-22       | .273 | 19-28       | .679  | 11       | 20  | 31  | 37.0 | 18  | 12  | 12  | 5   | 12  | 73   | 73.6 |  |
| LSU               | 01/12/2022 | 58-64 | L   | 20-55    | .364 | 7-31       | .226 | 11-22       | .500  | 14       | 20  | 34  | 36.8 | 10  | 13  | 14  | 7   | 7   | 58   | 72.6 |  |
| at South Carolina | 01/15/2022 | 71-63 | W   | 27-49    | .551 | 7-22       | .318 | 10-15       | .667  | 8        | 27  | 35  | 36.7 | 10  | 17  | 15  | 11  | 8   | 71   | 72.5 |  |
| Mississippi St.   | 01/19/2022 | 80-72 | W   | 23-45    | .511 | 10-24      | .417 | 24-30       | .800  | 6        | 17  | 23  | 35.9 | 22  | 14  | 12  | 6   | 12  | 80   | 72.9 |  |
| Vanderbilt        | 01/22/2022 | 61-42 | W   | 23-60    | .383 | 9-36       | .250 | 6-13        | .462  | 16       | 26  | 42  | 36.2 | 19  | 12  | 8   | 3   | 9   | 61   | 72.3 |  |
| at Ole Miss       | 01/24/2022 | 54-70 | L   | 19-50    | .380 | 4-29       | .138 | 12-14       | .857  | 8        | 20  | 28  | 35.8 | 18  | 14  | 14  | 3   | 4   | 54   | 71.3 |  |
| at Tennessee      | 01/26/2022 | 71-78 | L   | 26-60    | .433 | 10-33      | .303 | 9-9         | 1.000 | 7        | 17  | 24  | 35.2 | 19  | 15  | 13  | 3   | 9   | 71   | 71.3 |  |
| Oklahoma St.      | 01/29/2022 | 81-72 | W   | 19-47    | .404 | 10-31      | .323 | 33-41       | .805  | 11       | 17  | 28  | 34.9 | 17  | 10  | 11  | 6   | 11  | 81   | 71.8 |  |
| at Missouri       | 02/02/2022 | 66-65 | W   | 17-43    | .395 | 10-23      | .435 | 22-26       | .846  | 8        | 18  | 26  | 34.5 | 16  | 7   | 16  | 5   | 6   | 66   | 71.5 |  |
| Ole Miss          | 02/05/2022 | 62-57 | Wot | 21-51    | .412 | 8-25       | .320 | 12-17       | .706  | 4        | 28  | 32  | 34.3 | 18  | 13  | 9   | 7   | 6   | 62   | 71.1 |  |
| Georgia           | 02/09/2022 | 72-63 | W   | 26-57    | .456 | 12-35      | .343 | 8-13        | .615  | 8        | 25  | 33  | 34.3 | 16  | 13  | 11  | 6   | 7   | 72   | 71.1 |  |
| at Kentucky       | 02/12/2022 | 57-78 | L   | 23-51    | .451 | 5-22       | .227 | 6-6         | 1.000 | 5        | 20  | 25  | 33.9 | 13  | 8   | 10  | 1   | 3   | 57   | 70.6 |  |
| at Texas A&M      | 02/15/2022 | 55-56 | L   | 17-59    | .288 | 7-30       | .233 | 14-17       | .824  | 20       | 20  | 40  | 34.2 | 18  | 12  | 14  | 5   | 6   | 55   | 70.0 |  |
| Auburn            | 02/19/2022 | 63-62 | W   | 19-52    | .365 | 10-25      | .400 | 15-19       | .789  | 8        | 19  | 27  | 33.9 | 16  | 9   | 11  | 4   | 8   | 63   | 69.7 |  |
| Total             |            | 1882  |     | 634-1505 | .421 | 216-709    | .305 | 398-544     | .732  | 305      | 610 | 915 | 33.9 | 433 | 338 | 346 | 147 | 232 | 1882 | 69.7 |  |
| Opponents         |            | 1729  |     | 638-1486 | .429 | 146-479    | .305 | 307-443     | .693  | 302      | 638 | 940 | 34.8 | 482 | 303 | 408 | 79  | 205 | 1729 | 64.0 |  |

**Florida Averages**

| Games Played | Points/game | FG Pct | 3FG Pct | FT Pct | Rebounds/game | Assists/game | Turnovers/game | Assist/Turnover ratio | Steals/game | Blocks/game |
|--------------|-------------|--------|---------|--------|---------------|--------------|----------------|-----------------------|-------------|-------------|
| 27           | 69.7        | 42.1   | 30.5    | 73.2   | 33.9          | 12.5         | 12.8           | 1.0                   | 8.6         | 5.4         |



# 2021-22 Florida Men's Basketball Opponents Game-by-Game All games

Page 1/1  
as of Feb 19, 2022

|                   |            |       |     | Total    |      | 3-Pointers |      | Free throws |       | Rebounds |     |     |      |     |     |     |     |     |      |      |  |
|-------------------|------------|-------|-----|----------|------|------------|------|-------------|-------|----------|-----|-----|------|-----|-----|-----|-----|-----|------|------|--|
| Opponent          | Date       | Score |     | FG-FGA   | PCT  | 3FG-3FGA   | PCT  | FT-FTA      | PCT   | OFF      | DEF | TOT | AVG  | PF  | A   | TO  | BLK | STL | PTS  | AVG  |  |
| Elon              | 11/09/2021 | 74-61 | W   | 20-52    | .385 | 5-20       | .250 | 16-24       | .667  | 11       | 23  | 34  | 34.0 | 22  | 10  | 14  | 3   | 9   | 61   | 61.0 |  |
| Florida St.       | 11/14/2021 | 71-55 | W   | 20-52    | .385 | 7-15       | .467 | 8-15        | .533  | 9        | 24  | 33  | 33.5 | 19  | 10  | 17  | 4   | 8   | 55   | 58.0 |  |
| Milwaukee         | 11/18/2021 | 81-45 | W   | 18-58    | .310 | 2-12       | .167 | 7-13        | .538  | 8        | 27  | 35  | 34.0 | 12  | 7   | 13  | 5   | 4   | 45   | 53.7 |  |
| vs California     | 11/22/2021 | 80-60 | W   | 22-50    | .440 | 2-10       | .200 | 14-21       | .667  | 8        | 21  | 29  | 32.8 | 13  | 7   | 18  | 1   | 6   | 60   | 55.3 |  |
| vs Ohio St.       | 11/24/2021 | 71-68 | W   | 25-47    | .532 | 5-19       | .263 | 13-20       | .650  | 7        | 26  | 33  | 32.8 | 24  | 11  | 18  | 7   | 5   | 68   | 57.8 |  |
| Troy              | 11/28/2021 | 84-45 | W   | 18-56    | .321 | 2-16       | .125 | 7-15        | .467  | 13       | 24  | 37  | 33.5 | 16  | 8   | 21  | 0   | 8   | 45   | 55.7 |  |
| at Oklahoma       | 12/01/2021 | 67-74 | L   | 28-57    | .491 | 4-14       | .286 | 14-19       | .737  | 9        | 25  | 34  | 33.6 | 17  | 16  | 13  | 1   | 10  | 74   | 58.3 |  |
| Texas Southern    | 12/06/2021 | 54-69 | L   | 31-57    | .544 | 5-11       | .455 | 2-5         | .400  | 14       | 32  | 46  | 35.1 | 18  | 15  | 22  | 4   | 4   | 69   | 59.6 |  |
| North Florida     | 12/08/2021 | 85-55 | W   | 18-53    | .340 | 5-21       | .238 | 14-20       | .700  | 12       | 27  | 39  | 35.6 | 20  | 6   | 28  | 1   | 7   | 55   | 59.1 |  |
| vs Maryland       | 12/12/2021 | 68-70 | L   | 24-49    | .490 | 8-13       | .615 | 14-18       | .778  | 8        | 22  | 30  | 35.0 | 15  | 9   | 15  | 4   | 7   | 70   | 60.2 |  |
| vs South Fla.     | 12/18/2021 | 66-55 | W   | 24-57    | .421 | 2-11       | .182 | 5-7         | .714  | 7        | 20  | 27  | 34.3 | 14  | 9   | 12  | 5   | 11  | 55   | 59.7 |  |
| Stony Brook       | 12/22/2021 | 87-62 | W   | 28-54    | .519 | 5-19       | .263 | 1-6         | .167  | 5        | 16  | 21  | 33.2 | 17  | 8   | 17  | 1   | 10  | 62   | 59.9 |  |
| Alabama           | 01/05/2022 | 70-83 | L   | 29-72    | .403 | 9-32       | .281 | 16-19       | .842  | 20       | 20  | 40  | 33.7 | 21  | 16  | 12  | 5   | 13  | 83   | 61.7 |  |
| at Auburn         | 01/08/2022 | 73-85 | L   | 30-56    | .536 | 8-18       | .444 | 17-22       | .773  | 9        | 30  | 39  | 34.1 | 21  | 15  | 16  | 9   | 9   | 85   | 63.4 |  |
| LSU               | 01/12/2022 | 58-64 | L   | 27-54    | .500 | 3-9        | .333 | 7-11        | .636  | 9        | 25  | 34  | 34.1 | 21  | 8   | 16  | 5   | 8   | 64   | 63.4 |  |
| at South Carolina | 01/15/2022 | 71-63 | W   | 26-75    | .347 | 8-22       | .364 | 3-5         | .600  | 21       | 17  | 38  | 34.3 | 15  | 10  | 9   | 3   | 10  | 63   | 63.4 |  |
| Mississippi St.   | 01/19/2022 | 80-72 | W   | 27-50    | .540 | 4-13       | .308 | 14-22       | .636  | 11       | 20  | 31  | 34.1 | 22  | 11  | 16  | 2   | 9   | 72   | 63.9 |  |
| Vanderbilt        | 01/22/2022 | 61-42 | W   | 13-45    | .289 | 4-23       | .174 | 12-23       | .522  | 10       | 24  | 34  | 34.1 | 15  | 8   | 12  | 2   | 5   | 42   | 62.7 |  |
| at Ole Miss       | 01/24/2022 | 54-70 | L   | 25-48    | .521 | 4-13       | .308 | 16-20       | .800  | 6        | 24  | 30  | 33.9 | 18  | 17  | 10  | 1   | 8   | 70   | 63.1 |  |
| at Tennessee      | 01/26/2022 | 71-78 | L   | 25-55    | .455 | 11-24      | .458 | 17-18       | .944  | 10       | 24  | 34  | 33.9 | 16  | 22  | 16  | 5   | 6   | 78   | 63.8 |  |
| Oklahoma St.      | 01/29/2022 | 81-72 | W   | 26-54    | .481 | 8-18       | .444 | 12-19       | .632  | 13       | 21  | 34  | 33.9 | 28  | 10  | 16  | 1   | 9   | 72   | 64.2 |  |
| at Missouri       | 02/02/2022 | 66-65 | W   | 24-48    | .500 | 5-13       | .385 | 12-17       | .706  | 8        | 19  | 27  | 33.6 | 22  | 14  | 13  | 3   | 9   | 65   | 64.2 |  |
| Ole Miss          | 02/05/2022 | 62-57 | Wot | 19-58    | .328 | 8-29       | .276 | 11-19       | .579  | 14       | 30  | 44  | 34.0 | 17  | 8   | 14  | 3   | 5   | 57   | 63.9 |  |
| Georgia           | 02/09/2022 | 72-63 | W   | 21-56    | .375 | 5-25       | .200 | 16-20       | .800  | 13       | 25  | 38  | 34.2 | 15  | 10  | 14  | 0   | 8   | 63   | 63.9 |  |
| at Kentucky       | 02/12/2022 | 57-78 | L   | 31-67    | .463 | 10-27      | .370 | 6-9         | .667  | 18       | 23  | 41  | 34.5 | 9   | 17  | 5   | 0   | 7   | 78   | 64.4 |  |
| at Texas A&M      | 02/15/2022 | 55-56 | L   | 19-56    | .339 | 2-18       | .111 | 16-16       | 1.000 | 17       | 23  | 40  | 34.7 | 18  | 12  | 14  | 2   | 5   | 56   | 64.1 |  |
| Auburn            | 02/19/2022 | 63-62 | W   | 20-50    | .400 | 5-14       | .357 | 17-20       | .850  | 12       | 26  | 38  | 34.8 | 17  | 9   | 17  | 2   | 5   | 62   | 64.0 |  |
| Total             |            | 1729  |     | 638-1486 | .429 | 146-479    | .305 | 307-443     | .693  | 302      | 638 | 940 | 34.8 | 482 | 303 | 408 | 79  | 205 | 1729 | 64.0 |  |
| Florida           |            | 1882  |     | 634-1505 | .421 | 216-709    | .305 | 398-544     | .732  | 305      | 610 | 915 | 33.9 | 433 | 338 | 346 | 147 | 232 | 1882 | 69.7 |  |

## Opponents Averages

| Games Played | Points/game | FG Pct | 3FG Pct | FT Pct | Rebounds/game | Assists/game | Turnovers/game | Assist/Turnover ratio | Steals/game | Blocks/game |
|--------------|-------------|--------|---------|--------|---------------|--------------|----------------|-----------------------|-------------|-------------|
| 27           | 64.0        | 42.9   | 30.5    | 69.3   | 34.8          | 11.2         | 15.1           | 0.7                   | 7.6         | 2.9         |



**2021-22 Florida Men's Basketball**  
**Points-rebounds-assists**  
**All games**

Page 1/2  
as of Feb 19, 2022

| Opponent          | Date       | Score |     | 0<br>JONES,MYRE | 1<br>FELDER,CJ | 3<br>KLATSKY,AL | 4<br>DURUJI,ANT | 10<br>KENNEDY,EL | 12<br>CASTLETON, | 14<br>REEVES,KOW | 22<br>APPLEBY,TY | 23<br>MCKISSIC,B | 24<br>FLEMING JR | 32<br>GATKEK,TUO |
|-------------------|------------|-------|-----|-----------------|----------------|-----------------|-----------------|------------------|------------------|------------------|------------------|------------------|------------------|------------------|
| Elon              | 11/09/2021 | 74-61 | W   | 20-6-3          | 2-3-0          | 0-0-0           | 8-7-1           | 0-1-1            | 18-5-4           | 0-3-1            | 14-3-3           | 4-3-1            | 4-2-1            | 2-2-0            |
| Florida St.       | 11/14/2021 | 71-55 | W   | 12-6-1          | 0-0-0          | DNP             | 15-7-0          | 3-0-0            | 15-16-1          | DNP              | 5-3-5            | 12-3-2           | 9-5-2            | DNP              |
| Milwaukee         | 11/18/2021 | 81-45 | W   | 7-4-5           | 3-4-2          | 0-0-0           | 12-7-1          | 0-2-1            | 19-10-1          | 3-1-0            | 14-6-5           | 7-7-2            | 12-2-2           | DNP              |
| vs California     | 11/22/2021 | 80-60 | W   | 13-1-1          | 8-3-1          | DNP             | 7-3-1           | 3-0-0            | 16-8-3           | 0-1-0            | 15-2-3           | 3-1-1            | 11-2-0           | 0-0-0            |
| vs Ohio St.       | 11/24/2021 | 71-68 | W   | 7-3-0           | 10-5-1         | DNP             | 8-3-0           | 2-0-0            | 11-13-3          | DNP              | 8-1-2            | 6-5-1            | 19-2-1           | DNP              |
| Troy              | 11/28/2021 | 84-45 | W   | 12-3-4          | 2-2-0          | 0-0-0           | 11-2-3          | 6-2-0            | 10-8-2           | 8-2-0            | 12-1-1           | 10-3-1           | 11-6-2           | 0-1-0            |
| at Oklahoma       | 12/01/2021 | 67-74 | L   | 5-1-0           | 2-5-1          | DNP             | 7-3-2           | DNP              | 14-11-1          | DNP              | 11-2-2           | 11-3-0           | 17-6-1           | DNP              |
| Texas Southern    | 12/06/2021 | 54-69 | L   | 4-3-3           | 4-3-0          | DNP             | 9-4-1           | 2-1-0            | 12-5-2           | DNP              | 3-0-0            | 15-1-1           | 5-2-3            | 0-1-0            |
| North Florida     | 12/08/2021 | 85-55 | W   | 14-4-1          | 2-2-1          | 0-1-0           | 5-3-3           | 4-2-2            | 26-8-2           | 2-0-0            | 13-1-1           | 7-5-3            | 7-0-1            | 0-6-0            |
| vs Maryland       | 12/12/2021 | 68-70 | L   | 3-4-4           | 9-1-0          | DNP             | 9-1-0           | 0-0-0            | 9-10-0           | DNP              | 15-1-3           | 2-2-2            | 15-11-4          | 0-0-0            |
| vs South Fla.     | 12/18/2021 | 66-55 | W   | 8-4-1           | 4-4-0          | DNP             | 11-9-1          | 0-0-0            | 12-11-0          | 3-0-0            | 6-2-5            | 6-3-5            | 12-1-0           | DNP              |
| Stony Brook       | 12/22/2021 | 87-62 | W   | DNP             | 10-5-2         | 0-0-0           | 7-1-1           | 5-4-0            | 15-7-3           | 8-4-1            | 4-3-7            | 4-2-2            | 20-4-2           | 2-1-0            |
| Alabama           | 01/05/2022 | 70-83 | L   | 11-7-1          | 12-6-0         | DNP             | 5-6-1           | 0-0-0            | 19-7-1           | 1-0-1            | 9-1-5            | 7-3-1            | 0-2-1            | DNP              |
| at Auburn         | 01/08/2022 | 73-85 | L   | 13-1-1          | 2-1-0          | DNP             | 14-5-0          | DNP              | 22-10-1          | 0-0-0            | 11-4-9           | 4-3-1            | 7-4-0            | DNP              |
| LSU               | 01/12/2022 | 58-64 | L   | 9-5-3           | 3-4-1          | DNP             | 8-2-2           | 0-0-1            | 19-9-2           | 3-0-1            | 2-1-1            | 3-3-2            | 11-4-0           | DNP              |
| at South Carolina | 01/15/2022 | 71-63 | W   | 8-1-1           | 4-1-0          | DNP             | 4-6-2           | 5-2-1            | 10-7-2           | 14-2-0           | 4-1-6            | 2-6-4            | 14-3-1           | DNP              |
| Mississippi St.   | 01/19/2022 | 80-72 | W   | 0-0-1           | 5-1-0          | DNP             | 22-3-1          | 0-0-0            | DNP              | 14-2-1           | 17-4-5           | 2-5-1            | 10-3-5           | 2-1-0            |
| Vanderbilt        | 01/22/2022 | 61-42 | W   | 6-2-1           | 5-2-0          | 0-0-0           | 7-8-1           | 0-0-0            | DNP              | 7-1-0            | 11-4-3           | 9-2-4            | 6-5-0            | 2-3-2            |
| at Ole Miss       | 01/24/2022 | 54-70 | L   | 0-2-3           | DNP            | DNP             | 11-4-2          | 0-1-0            | DNP              | 5-1-0            | 11-4-4           | 7-4-3            | 5-4-2            | 3-1-0            |
| at Tennessee      | 01/26/2022 | 71-78 | L   | 10-3-2          | 0-0-0          | DNP             | 16-6-1          | 0-0-0            | DNP              | 6-2-1            | 16-1-7           | 8-1-1            | 11-4-3           | 2-4-0            |
| Oklahoma St.      | 01/29/2022 | 81-72 | W   | 8-1-0           | 0-0-0          | DNP             | 10-5-2          | 1-1-0            | DNP              | 11-2-0           | 21-3-4           | 8-2-2            | 14-6-2           | 8-3-0            |
| at Missouri       | 02/02/2022 | 66-65 | W   | 18-5-1          | 0-0-0          | DNP             | 14-1-0          | DNP              | DNP              | 3-1-0            | 17-0-1           | 2-3-2            | 12-6-3           | 0-4-0            |
| Ole Miss          | 02/05/2022 | 62-57 | Wot | 8-1-0           | 2-1-0          | DNP             | 2-4-1           | DNP              | 17-7-0           | 6-1-1            | 10-3-10          | 7-2-1            | 10-7-0           | 0-1-0            |
| Georgia           | 02/09/2022 | 72-63 | W   | 23-1-2          | 0-1-0          | DNP             | 7-5-1           | DNP              | 13-9-2           | 8-1-1            | 11-2-3           | 0-1-2            | 8-6-2            | 0-0-0            |
| at Kentucky       | 02/12/2022 | 57-78 | L   | 6-0-1           | 6-3-0          | DNP             | 3-4-3           | 0-0-0            | 18-7-0           | 2-0-0            | 0-1-1            | 9-1-1            | 8-4-2            | 2-1-0            |
| at Texas A&M      | 02/15/2022 | 55-56 | L   | 10-2-1          | 7-5-1          | DNP             | 2-1-0           | 0-0-0            | 15-15-2          | 0-0-0            | 3-2-3            | 3-0-0            | 9-6-2            | DNP              |
| Auburn            | 02/19/2022 | 63-62 | W   | 3-3-0           | 0-2-0          | DNP             | 3-2-0           | DNP              | 19-8-1           | 0-1-0            | 26-1-2           | 5-3-1            | 7-3-5            | DNP              |



**2021-22 Florida Men's Basketball**  
**Points-rebounds-assists**  
**All games**

Page 2/2  
as of Feb 19, 2022

| Opponent          | Date       | Score |     | 33<br>JITOBOH,JA | 44<br>LANE,NIELS |
|-------------------|------------|-------|-----|------------------|------------------|
| Elon              | 11/09/2021 | 74-61 | W   | 2-1-0            | 0-1-1            |
| Florida St.       | 11/14/2021 | 71-55 | W   | 0-0-0            | 0-0-0            |
| Milwaukee         | 11/18/2021 | 81-45 | W   | 2-1-2            | 2-0-0            |
| vs California     | 11/22/2021 | 80-60 | W   | 2-1-0            | 2-1-0            |
| vs Ohio St.       | 11/24/2021 | 71-68 | W   | 0-0-0            | DNP              |
| Troy              | 11/28/2021 | 84-45 | W   | 0-2-0            | 2-3-1            |
| at Oklahoma       | 12/01/2021 | 67-74 | L   | DNP              | DNP              |
| Texas Southern    | 12/06/2021 | 54-69 | L   | DNP              | DNP              |
| North Florida     | 12/08/2021 | 85-55 | W   | 3-1-0            | 2-1-0            |
| vs Maryland       | 12/12/2021 | 68-70 | L   | 6-0-1            | DNP              |
| vs South Fla.     | 12/18/2021 | 66-55 | W   | 4-4-0            | DNP              |
| Stony Brook       | 12/22/2021 | 87-62 | W   | 12-7-2           | 0-1-0            |
| Alabama           | 01/05/2022 | 70-83 | L   | 6-3-1            | DNP              |
| at Auburn         | 01/08/2022 | 73-85 | L   | 0-0-0            | DNP              |
| LSU               | 01/12/2022 | 58-64 | L   | 0-1-0            | DNP              |
| at South Carolina | 01/15/2022 | 71-63 | W   | 6-4-0            | DNP              |
| Mississippi St.   | 01/19/2022 | 80-72 | W   | 8-2-0            | DNP              |
| Vanderbilt        | 01/22/2022 | 61-42 | W   | 8-10-1           | DNP              |
| at Ole Miss       | 01/24/2022 | 54-70 | L   | 12-5-0           | DNP              |
| at Tennessee      | 01/26/2022 | 71-78 | L   | 2-1-0            | DNP              |
| Oklahoma St.      | 01/29/2022 | 81-72 | W   | DNP              | 0-0-0            |
| at Missouri       | 02/02/2022 | 66-65 | W   | DNP              | 0-1-0            |
| Ole Miss          | 02/05/2022 | 62-57 | Wot | DNP              | 0-3-0            |
| Georgia           | 02/09/2022 | 72-63 | W   | DNP              | 2-2-0            |
| at Kentucky       | 02/12/2022 | 57-78 | L   | DNP              | 3-1-0            |
| at Texas A&M      | 02/15/2022 | 55-56 | L   | DNP              | 6-5-3            |
| Auburn            | 02/19/2022 | 63-62 | W   | DNP              | 0-1-0            |