



GEORGIA

BASKETBALL GAME NOTES

2021-22 SCHEDULE

OVERALL RECORD: 6-15

HOME: 6-7 • ROAD: 0-6 • NEUTRAL: 0-2

SEC RECORD: 1-7

HOME: 1-2 • ROAD: 0-5

OCTOBER

Sun. 24 EXH. - at Charlotte L 65-76

NOVEMBER

Fri. 5 EXH. - Morehouse (SECN+) W 64-49

Tues. 9 Florida International (SECN+) W 58-51

Sat. 13 at Cincinnati (ESPN+) L 68-73

Tues. 16 S.C. St. (SECN+) W 76-60

Fri. 19 Ga. Tech (SECN) L 78-88

Mon. 22 & vs. Virginia (ESPN) L 55-65

Tues. 23 & vs. Northwestern (ESPN2) L 78-62

Sun. 28 Wofford (SECN+) L 65-68

DECEMBER

Wed. 1 No. 18/19 Memphis (SECN) W 82-79

Tues. 7 Jacksonville (SECN+) W 69-58

Sat. 18 George Mason (SECN+) L 67-80

Mon. 20 Western Carolina (SECN+) W 85-79

Wed. 22 East Tennessee St. (SECN+) L 84-86

Wed. 29 Gardner-Webb (SECN+) L 60-77

JANUARY

Tues. 4 * Texas A&M (ESPN) L 79-81

Sat. 8 * at 16/13 Kentucky (SECN) L 77-92

Wed. 12 * at Mississippi St. (SECN) L 72-88

Sat. 15 * Vanderbilt (ESPN2) L 66-73

Wed. 19 * at Auburn (ESPN) L 60-83

Sat. 22 * at South Carolina (SECN) L 66-83

Tues. 25 * Alabama (SECN) W 82-76

Sat. 29 * at Vanderbilt (SECN) L 77-85

FEBRUARY

Wed. 2 * Arkansas (ESPN) 7:00

Sat. 5 * Auburn (SECN) 1:00

Wed. 9 * at Florida (SECN) 6:30

Sat. 12 * South Carolina (SECN) 1:00

Wed. 16 * at LSU (SECN) 7:00

Sat. 19 * Ole Miss (SECN) 1:00

Tues. 22 * at Texas A&M (ESPN) 7:00

Sat. 26 * Florida (ESPN2) 12:00/4:00

MARCH

Tues. 1 * Tennessee (SECN) 6:30

Sat. 5 * at Missouri (SECN) 3:30

9-13 SEC Tournament (Tampa, Fla.)

& - Legends Classic at the Prudential Center (Newark, N.J.)

* - SEC games ♦ All times ET and subject to change

GEORGIA: 6-15, 1-7 SEC

VS.

ARKANSAS: 16-5, 5-3 SEC



DATE:

Wednesday, February 2

TIPOFF:

7:00 p.m. ET

ARENA:

Stegeman Coliseum (10,523)

LOCATION:


Athens, Ga.

SERIES RECORD:

Arkansas leads, 24-16

LAST MEETING:

Arkansas, 99-69, on 1/9/21



HEAD COACH: Tom Crean

47-64 in 4th season at UGA

403-295 in 22nd season overall

HEAD COACH: Erik Musselman

61-24 in 3rd season at UA

171-58 in 6th season overall

MOST RECENT STARTERS

NO.	NAME	PPG	RPG	NO.	NAME	PPG	RPG
3	KARIO OQUENDO (6-4; 215; Soph.; Titusville, Fla.)	12.7	4.1	0	STANLEY UMUDE (6-6; 210; Gr.-Sr.; San Antonio, Texas)	10.0	4.5
10	AARON COOK (6-2; 185; Grad.; St. Louis, Mo.)	10.4	2.5	1	JD NOTAE (6-2; 190; Sr.; Covington, Ga.)	18.8	4.4
11	JAXON ETTER (6-4; 205; Jr.; Woodstock, Ga.)	5.6	3.0	3	TREY WADE (6-6; 225; Gr.-Sr.; Marietta, Ga.)	3.7	1.9
20	NOAH BAUMANN (6-6; 210; Sr.; Phoenix, Ariz.)	9.2	3.8	5	AU'DIESE TONEY (6-6; 205; Sr.; Huntsville, Ala.)	11.1	5.5
23	BRAELEN BRIDGES (6-11; 240; Sr.; Atlanta, Ga.)	12.6	5.9	10	JAYLIN WILLIAMS (6-10; 240; Soph.; Fort Smith, Ark.)	9.1	9.2

OFF THE BENCH...

1	JABRI ABDUR-RAHIM (6-8; 210; Soph.; South Orange, N.J.)	7.5	3.3	4	DAVONTE DAVIS (6-4; 185; Soph.; Jacksonville, Ark.)	9.1	4.6
5	CHRISTIAN WRIGHT (6-3; 185; Fr.; Alpharetta, Ga.)	6.0	2.3	11	CHRIS LYKES (5-7; 160; Gr.-Sr.; Mitchellville, Md.)	9.4	1.1
15	DALEN RIDGNAL (6-7; 200; Jr.; Kansas City, Mo.)	2.6	3.5	14	JAXSON ROBINSON (6-6; 190; Soph.; Ada, Okla.)	4.3	1.7
4	TYRON McMILLAN (6-9; 220; Jr.; New Orleans, La.)	1.9	1.5	20	KHAMANI JOHNSON (6-7; 230; R-Jr.; Brooklyn, N.Y.)	1.3	0.4
12	JOSH TAYLOR (6-9; 215; Soph.; Atlanta, Ga.)	1.6	1.0	23	CONNOR VANOVER (7-3; 225; Jr.; Little Rock, Ark.)	3.9	2.1

THE OPENING TIP

Following a travel-dominant January slate, the Georgia Bulldogs tip off a home-heavy February schedule on Wednesday evening when they host Arkansas at Stegeman Coliseum.

Georgia opened SEC play with a heart-breaking, last-second 81-79 home setback to Texas A&M on Jan. 4. Since then, **the Bulldogs have played five of their last seven games on the road**, with trips to Lexington, Starkville, Auburn, Columbia (of the South Carolina variety) and Nashville.

Georgia will play five of its eight outings in the calendar's shortest month at Stegeman Coliseum, including home contests on all four Saturdays in February.

The Bulldogs are 6-15 overall and 1-7 in SEC play to date.

Georgia's most recent home outing was perhaps the Bulldogs' best performance of the season. Georgia outscored Alabama 20-10 over the final 5:12 last Tuesday to notch its first SEC victory of the season. The Tide bounced back four days later to top No. 4 Baylor.

► MEDIA COVERAGE

WATCH: ESPN

Paul Sunderland (play-by-play);
Jimmy Dykes (analyst)

LISTEN: BULLDOG SPORTS NETWORK

Scott Howard (play-by-play);
Chuck Dowdle (analyst);
Adam Gillespie (producer)

Flagship: WSB AM 750;

XM: 190; **SXM App:** 961

THE STARTING 5...

Braelen Bridges is 1 made FGs shy of qualifying for NCAA leaders...or his .630 FG pct. would rank No. 6 nationally.

Jaxon Etter is shooting 71.4 pct. from 3-point range in SEC play, 21.4 pct. better than any other player averaging 1.0 3FG.

With 118 assists, Aaron Cook is just seven passes-to-points from joining UGA's all-time top-20 season leaders.

Georgia leads the SEC in FT pct. in conference games, connecting on 81.9 percent of its trips to the line in league play.

UGA's seven transfers scored 4,782 points at their previous schools, the biggest influx for any D-I team.

► TALE OF THE TAPE

STATISTIC	UGA	UA
Points Per Game	70.9	78.3
Opp. Point Per Game	76.3	68.3
Scoring Margin	-5.5	+10.0
Field Goal Pct.	.444	.453
Opp. Field Goal Pct.	.461	.416
3-Point Pct.	.315	.296
3-Pointers Per Game	6.4	6.0
Opp. 3-Point Pct.	.333	.338
Free Throw Pct.	.748	.746
Free Throws Per Game	15.9	17.5
Rebounds Per Game	34.4	38.6
Opp. Rebound Per Game	34.4	32.3
Rebound Margin	0.0	+6.2
Assists Per Game	13.9	15.0
Turnovers Per Game	14.3	12.9
Assist-to-Turnover Ratio	0.97	1.15
Turnover Margin	-3.6	+2.1
Steals Per Game	4.8	8.0
Blocks Per Game	2.4	4.4

► UGA QUICK FACTS

LOCATION.....	Athens, Ga.
ENROLLMENT.....	38,920
FOUNDED.....	1785
CONFERENCE.....	Southeastern
NICKNAME.....	Bulldogs
MASCOT.....	Uga X
COLORS.....	Red & Black
PRESIDENT.....	Jere W. Morehead (UGA J.D. '80)
FACULTY ATHLETICS REPRESENTATIVE.....	David Shipley (Oberlin '72)
J. REID PARKER DIRECTOR OF ATHLETICS.....	Josh Brooks (LSU '02)

UGA: FIRST & STILL FOREMOST

- UGA was chartered on Jan. 27, 1785 – two years before the U.S. Constitution was signed and four years prior to George Washington was inaugurated as President.
- The nation's first state-chartered university, UGA serves as the birthplace of public higher education in the U.S.
- UGA has been ranked among the nation's top-25 public universities by U.S. News & World Report every year since 2000. UGA was No. 16 in the most recent rankings released in September 2021.

PRO-NUN-SEE-Ā-SHUN GUY'D

- 0 JAILYN (Jay-linn) Ingram
- 1 JABRI (Juh-bree) ABDUR-RAHIM (Ab-duhr rah-heem)
- 3 KARIO (care-ee-oh) OQUENDO (oh-kwin-dough)
- 4 TYRON (Tyrun) McMILLAN (Mic-mill-uhn)
- 11 JAXON (jack-son) ETTER (eh-tuhr) think "better" without the "b"
- 15 DALEN (day-lin) RIDGNAL (ridge-uh-nul) think "original" without the "o"
- 20 Noah BAUMANN (bauw-man)
- 23 BRAELEN (Bray-linn) Bridges

There were several near misses before Georgia's victory. The Bulldogs were up at halftime in three of their four games prior to the win over Alabama – and owned double-digit leads in two of those contests.

SERIES HISTORY WITH ARKANSAS

Despite a 10-6 advantage for Georgia in games against Arkansas in Athens, the Razorbacks own a 24-16 lead in the all-time series between the two schools.

In the most recent matchup last season on Jan. 9 in Fayetteville, Arkansas broke open a close game early in the second half and scored 56 second-half points in a 99-69 win over Georgia at Bud Walton Arena.

After leading by six at halftime, Arkansas doubled that margin with 16:45 remaining in the game and never looked back.

A complete box score from that contest – as well as game-by-game results for the last 10 outings in the series – can be found on Page 5 of these Game Notes.

The Bulldogs and Razorbacks last met in Athens on Feb. 29, 2020, when Georgia raced to a 14-0 lead and secured a 99-89 victory before a sold-out Stegeman Coliseum.

The Bulldogs earned their largest lead of the evening at 36-18 with 8:24 left in the first half before the Razorbacks trimmed the gap to 47-39 at the intermission.

Arkansas pulled within a single point three times in the second period, but the Bulldogs answered on each occasion – with a Rayshaun Hammonds three-point play, an acrobatic layup from Tyree Crump and a layup by Hammonds.

Anthony Edwards took over late in the contest, scoring 10 of his game-high 26 points in the final 4:30 as Georgia pushed a three-point lead to the 10-point margin of victory.

SCOUTING THE RAZORBACKS

Arkansas arrives in Athens at 16-5 overall and 5-3 in SEC play.

The Razorbacks won their first nine games of the season and climbed into the top 10 of both the AP and coaches' polls before back-to-back setbacks.

Arkansas stumbled from the gates in SEC play, dropping its first three league outings before winning its last five. Last Saturday, the Hogs extended that winning streak to six with a 77-68 victory over West Virginia in the SEC/Big 12 Challenge.

The Razorbacks sport six players contributing 9.1 points or more per game.

JD Notae not only leads Arkansas offensively but is the top scorer in the SEC entering this week with his 18.8 ppg scoring average.

► KEEPING AN EYE ON

ENTERING TONIGHT'S GAME:

AARON COOK IS...

- 7 assists from co.-No. 19s Gino Gianfrancesco and Barry Cohen among UGA's season assist leaders
- 10 steals from 200 for his career

Au'Diese Toney and Stanley Umude also are scoring in double figures, averaging 11.1 ppg and 10.0 ppg, respectively. Chris Lykes chips in 9.4 ppg, while Davonte Davis and Jaylin Williams both add 9.1 ppg.

Notae also leads the league in steals at 2.4 spg, and Williams is the SEC's second-leading rebounder at 9.2 rpg.

LAST TIME OUT

Aaron Cook's 18-point performance led a quartet of Bulldogs in double figures in the scoring column in an 85-77 setback at Vanderbilt last Saturday.

The Bulldogs shot 51.9 percent from the field and 81.0 percent from the line but only connected on 23.5 percent of their 3-pointers. Conversely, the Commodores shot better from 3-point range (52.2 percent) than overall (50.9 percent).

Vanderbilt scored the game's first four points and never trailed.

B.B. IS CONSISTENT, EFFICIENT

Braelen Bridges is the Bulldogs' most consistent point producer and among the nation's most efficient.

Bridges has posted double-digit scoring outputs in a team-best 16 of Georgia's 21 games, and he has notched nine points in two of the other five outings.

The graduate transfer senior Atlanta native is shooting a sizzling 63.0 percent from the field, connecting on 104 of his 165 shots.

Bridges' effort *almost* puts him in elite company in the SEC and nationally. To be ranked among statistical leaders in field goal percentage, a player has to make a minimum of 5.0 shots per game.

With 104 field goals made, Bridges falls a single bucket shy of that standard...or he would lead the SEC and rank No. 6 nationally in field goal percentage entering this week.

COOK NEARS UGA ASSIST TOP 20

"Super senior" Aaron Cook enters the Arkansas outing just seven assists shy of joining Georgia's top-20 single-season leaders in passes to points.

Cook has distributed 118 assists in 20 games played this season...*he missed an outing against No. 18 Memphis on Dec. 1 due to an illness.*

Cook's 188 dimes matches the most he's ever had as a collegiate player. He also notched 118 assists in 32 games played during his junior season at Southern Illinois in 2018-19.

The current No. 19 total for the Bulldogs is 125 assists by both Gino Gianfrancesco in 1972 and Barry Cohen in 1971. **Cook is 30 assists away from Georgia's top-10 single-season leaders as outlined below.**

UGA SEASON ASSIST LEADERS

Rk.	No.	Player	Season	GP
9.	148	G.G. Smith	1997	33
	148	G.G. Smith	1998	35
11.	145	Pertha Robinson	1996	30
12.	144	Gerald Crosby	1985	31
13.	143	Sundiata Gaines	2008	34
14.	140	J.J. Frazier	2017	34
15.	139	Willie Anderson	1988	35
	139	Sahvir Wheeler	2020	31
17.	133	Litterial Green	1989	31
	133	Gerald Robinson	2011	33
19.	125	Gino Gianfrancesco	1972	24
	125	Barry Cohen	1971	25

DOGS CAPITALIZING AT THE LINE

Georgia has made the most of its trips to the free-throw line this season, and even more so in SEC play.

The Bulldogs enter this week leading the SEC and No. 63 nationally in free throw percentage at 74.8 percent. Georgia also is among the top teams in the nation at getting to the charity stripe. As of Monday, UGA ranked No. 13 in FT makes (333) and No. 16 in FT takes (445).

In stats for conference games only, the Bulldogs are the league's most efficient team by a pretty healthy margin. The Bulldogs have connected on a sizzling 81.9 percent (140-of-171) of their SEC free throws, 5.0 percent better than any other conference team.

ETTER'S PRODUCTION IS BETTER

Walk-on Jaxon Etter's contributions this season have skyrocketed over those during his first two seasons in Athens. **Etter has more than tripled his career averages for points and rebounds while upping his playing time four fold.**

The junior from Woodstock, Ga., began the 2021-22 campaign with averages of 1.6 points, 0.8 rebounds and 6.1 minutes during his freshman and sophomore years.

This season, he is contributing 5.6 points, 3.0 boards in 25.5 minutes per contest.

Etter's scoring and playing time have increased even more in SEC action. His scoring production is up 0.9 ppg over non-conference play and his shooting efficiencies have improved by 18.0 percent overall and 47.9 percent from 3-point range as outlined in the next column.



SHOOTING HIS SHOT

Noah Baumann had an eventful Sunday, November 14. The graduate transfer from Southern Cal proposed to his longtime girlfriend, Mackenzie Moore, beside Lake Herrick at the intramural fields on the UGA campus.

Baumann and Moore have known each other since they were 7th graders at Akimel (pronounced ah-kee-mull) Middle School and started dating during their senior year at Desert Vista High School in Phoenix.

They have endured a long-distance relationship for the past four years.

Moore was a four-year starter on the Miami (Ohio) softball team, batting .279 with seven homers and 66 RBI. She was named second-team All-MAC as a senior, leading the RedHawks to a 46-10 finish, the MAC Championship and an NCAA Tournament bid.

ETTER'S NON-CONFERENCE VS. SEC

STAT	N-C	SEC	DIFF.
Minutes	24.0	27.8	+3.8
Scoring	5.2	6.1	+0.9
FG Pct.	.383	.563	+.180
3FG Pct.	.235	.714	+.479

WE KNOW WHAT YOU'RE THINKING

"Wait, what? Did that just say Jaxon Etter is shooting 71.4 percent from 3-point range in SEC play?"

Yes, yes it did. Etter is 10-of-14 from behind the arc in conference games to date.

Through last weekend's games, there were 12 SEC players averaging at least 1.0 3-pointer per game in league action and shooting 40.0 percent or better from 3-point range.

Etter's effort from behind the arc was the best in the league by a relatively massive margin of 21.4 percent as outlined on the next page.

▶ LEADING THE DOGS

GAMES LEADING	PT.	REB.	AST.	BLK.	STL.
Jabri Abdur-Rahim	1	1	0	7	3
Tyrone Baker	0	0	0	1	0
Noah Baumann	1	4	0	5	2
Braelen Bridges	7	8	1	9	3
Aaron Cook	5	0	18	5	14
Jaxon Etter	1	0	1	1	8
Jailyn Ingram	0	4	1	1	3
Cam McDowell	0	0	0	0	1
Tyron McMillan	0	1	0	0	1
Jonathan Ned	0	0	0	0	0
Kario Oquendo	6	3	0	10	11
Dalen Ridginal	0	2	0	0	0
Josh Taylor	0	0	0	0	1
Christian Wright	1	1	2	3	4

* - Includes when tied for team-high

▶ SERIES HISTORY

UA LEADS OVERALL:23-16
UGA LEADS IN ATHENS:10-6
UA LEADS IN LAST 10 MEETINGS:7-3

LAST 10 MEETINGS

1/18/14	W	Athens	(OT)	66-61
3/1/14	L	at Fayetteville		75-57
1/6/15	L	Athens		75-79
3/14/15	L	% at Nashville		49-60
1/23/16	W	Athens	(OT)	76-73
3/4/17	L	Fayetteville		67-85
1/12/18	L	Athens	(2OT)	77-80
1/29/19	L	at Fayetteville		60-70
2/29/20	W	Athens		99-89
1/9/21	L	at Fayetteville		69-99

% - SEC Tournament game

▶ LAST TIME VS. UA

10

**Arkansas 99,
Georgia 69**

1/9/21 • Fayetteville, Ark.

GEORGIA (7-3, 0-3)

Player	FGs	3FGs	FTs	Rb	Pf	Pts	A	T	B	S	MP
Fagan	3-7	0-2	1-1	2	0	7	2	0	0	1	24
Camara	6-13	3-6	0-0	0	5	15	0	2	0	0	16
Horne	4-6	2-4	0-0	5	2	10	0	0	0	1	36
Kier	1-5	0-2	3-3	2	1	5	2	4	0	0	34
Wheeler	6-14	0-1	2-4	4	2	14	5	5	0	2	30
Brown	0-4	0-2	1-2	0	2	1	0	2	0	0	16
Garcia	6-8	0-0	3-3	11	4	15	1	4	0	0	19
Etter	0-0	0-0	0-0	0	0	0	0	0	0	0	2
Taylor	0-0	0-0	0-0	0	0	0	0	0	0	0	1
Ned	0-2	0-2	0-0	1	0	0	0	1	0	0	6
Starks	1-3	0-0	0-0	2	3	2	1	0	0	0	14
McMillan	0-1	0-0	0-0	0	0	0	0	2	0	0	2
TEAM				3							1
Totals	27-63	5-19	10-13	30	19	69	11	21	0	5	200

ARKANSAS (10-2, 2-2)

Player	FGs	3FGs	FTs	Rb	Pf	Pts	A	T	B	S	MP
Moody	9-15	2-6	5-5	4	2	25	2	1	0	1	38
Jackson	5-10	4-5	1-2	2	3	15	2	2	0	0	25
Vanover	0-0	0-0	0-0	2	0	0	0	1	0	0	3
Davis	9-14	1-2	1-1	7	4	20	6	3	0	2	37
Tate	5-10	1-2	4-5	4	2	15	10	1	0	2	35
Notae	3-9	3-4	3-4	0	1	12	0	2	0	0	16
Sills	3-8	1-2	1-1	5	3	8	2	1	0	1	23
Williams	1-2	0-0	0-0	9	3	2	2	3	1	1	20
Obukwelu	0-0	0-0	0-0	0	0	0	0	0	0	0	0+
Kimble	0-0	0-0	0-0	0	0	0	0	0	0	0	1
Henderson	1-1	0-0	0-0	1	0	2	0	0	0	0	1
Morehead	0-0	0-0	0-0	0	0	0	0	0	0	0	0+
TEAM				6							6
Totals	36-69	12-21	15-18	40	18	99	24	14	1	7	200

Score by Periods	1st	2nd	Tot.	Deadball	Rebounds	Tot.
Georgia	37	32	69	Georgia		2
Arkansas	43	56	99	Arkansas		3

Officials: Anthony Jordan, Josue Nieves, John Hampton. Att: 4400.

	UGA	UA
Points in the paint	38	34
Points off turnovers	8	25
2nd chance points	6	9
Bench points	18	24

► BY THE NUMBERS

GEORGIA'S RECORD IS...

	Overall	SEC	Clean
Overall.....	6-15	1-7	47-64
at Stegeman Coliseum.....	6-7	1-2	38-26
on the road.....	0-6	0-5	6-30
at a neutral site.....	0-2	0-0	3-8
Day Games.....	0-3	0-1	9-23
Night Games.....	6-12	1-6	38-41
In November.....	2-5	0-0	12-10
In December.....	3-3	0-0	17-6
In January.....	1-7	1-7	8-24
In February.....	0-0	0-0	8-17
In March.....	0-0	0-0	2-7
On Sunday.....	0-1	0-0	2-1
On Monday.....	1-1	0-0	4-2
On Tuesday.....	4-2	1-1	14-11
On Wednesday.....	1-4	0-2	10-20
On Thursday.....	0-0	0-0	0-1
On Friday.....	0-1	0-0	5-1
On Saturday.....	0-6	0-4	12-28

GEORGIA'S RECORD WHEN...

	Overall	SEC	Clean
Leading at the half.....	3-5	0-3	34-15
Trailing (or tied) at the half.....	3-10	1-4	13-49
Shooting 50% or better.....	0-4	0-2	18-9
Shooting less than 50%.....	6-11	1-5	29-55
Opp. shooting 50% or better.....	0-7	0-4	4-28
Opp. shooting 50% or less.....	6-8	1-3	43-36
UGA outrebounds opponent.....	3-7	0-3	36-25
Opponent outrebounds UGA.....	3-8	1-4	10-37
Teams tied in rebounds.....	0-0	0-0	1-2
UGA shooting 70% or better FTs.....	4-11	1-7	28-37
UGA shooting 70% or less FTs.....	2-4	0-0	19-27
Game is decided by 1-4 points.....	1-3	0-1	10-14
Game is decided by 5-10 points.....	3-5	1-2	9-15
Game is decided by >10 pts.....	2-7	0-4	28-35
Scoring less than 59 points.....	1-1	0-0	1-13
Scoring 60-69 points.....	1-8	0-3	7-22
Scoring 70-79 points.....	1-5	0-4	10-19
Scoring 80-89 points.....	3-1	1-0	17-7
Scoring 90-99 points.....	0-0	0-0	10-2
Scoring > 100 points.....	0-0	0-0	2-1
Allowing less than 50 points.....	0-0	0-0	2-0
Allowing 50-59 points.....	2-0	0-0	9-0
Allowing 60-69 points.....	1-2	0-0	15-9
Allowing 70-79 points.....	3-4	1-1	16-18
Allowing 80-89 points.....	0-8	0-5	5-21
Allowing 90 or more points.....	0-1	0-1	0-16
0 players in double digits.....	0-0	0-0	0-1
1 player in double digits.....	1-0	0-0	6-7
2 players in double digits.....	0-2	0-0	3-14
3 players in double digits.....	2-10	0-5	12-23
4 or more players in double digits.....	3-3	1-2	26-19
UGA bench outscored opp. bench.....	2-5	1-0	32-34
Winning the opening tip.....	2-5	1-1	30-25
Scoring first.....	4-5	1-2	36-27
Playing overtime.....	0-0	0-0	1-3

► SPECIALTY STATS

	IN PT.	OFF TO	2ND CH	BENCH
Georgia	582	262	172	364
Opponent	620	344	214	445
Difference	-38	-82	-42	-81

Game-by-game breakdown on Page 8.

TOP 3-POINT THREATS IN SEC PLAY

RK.	PLAYER, SCHOOL	GP	3FGs	PCT.
1.	J. Etter, UGA	8	10	.714
2.	M. Murrell, OM	8	22	.500
3.	S. Vescovi, UT	8	29	.453
4.	T. Fagan, OM	8	9	.429
5.	D. Gordon, MIZ	7	8	.421
6.	K.D. Johnson, AU	8	15	.417
	B. Murray, LSU	8	10	.417
8.	A. Gordon, TAMU	8	11	.407
9.	D. Mintz, UK	8	15	.405
	T. Thomas, VU	8	17	.405
11.	S. Moore, MSU	8	14	.400
	J. Powell, UT	8	8	.400

NOAH CONTINUES SCORING TREND

In five seasons of college basketball, Noah Baumann has established a trend of scoring most of his points from behind the 3-point arc...and doing so efficiently.

This season, 74.6 percent (44 of 59) of Baumann's made field goals have been 3s, and he is shooting 42.3 percent from 3-point range.

Career-wise, 72.0 percent (190 of 264) of Baumann's made FGs are 3-pointers, and he is converting on a considerably better clip from outside the arc (.432) than inside that stripe (.385).

COOK AMONG ASSIST LEADERS

As of Monday, Aaron Cook ranked No. 12 nationally in total assists (118) and No. 14 in assist average (5.9 apg).

Cook's assist average is on pace to be among the best ever by a Bulldog.

The current No. 2 mark in Georgia history is 6.3 apg by Perth Robinson in 1994-95, and there is a wide gap between Cook's current average (6.1 apg) and the No. 3 standard in the Bulldogs' record book of 4.8 apg by Sundiata Gaines in 2006-07.

ETTER ACCEPTING CHARGES

Defensively, Jaxon Etter is like Visa...as in "everywhere you want (him) to be."

The junior walk-on took three charges against Western Carolina, the second game this season he's done so...the other outing being versus Ga. Tech.

Etter now has a team-high 20 charges in 20 games played this season – that's an average of 1.0 charge per game for you non-math majors.

Etter's offensive foul trend began last season when he drew eight in the final 11 games. That gives him 28 in his last 31 outings – 0.90 per game so you don't have to get your calculator out.

EXPERIENCE HAS TRAVELED

The phrase "defense travels" is a well-known in the sports world.

► DEFLECTION OBJECTIVE

"I was told a long time ago – and I don't think you can say it any better – deflections are barometer of active defense. It's any type of activity on the ball. It's a finger tip, a hand, blocked shots, charges, a steal. That's what we're aiming for. I want our team at a deflection-to-turnover ratio of 3.5-to-1. To me, that is an optimal number."



UGA DEFLECTIONS

Player	Number
Jailyn Ingram	65
Jabri-Abdur-Rahim	75
Cam McDowell	4
Kario Oquendo	116
Tyron McMillan	25
Christian Wright	87
Aaron Cook	170
Jaxon Etter	133
Josh Taylor	9
Jonathan Ned	-
Dalen Ridginal	32
Noah Baumann	59
Braelen Bridges	84
Tyrone Baker	3



The slogan "experience has traveled" may be more appropriate for Georgia Basketball this season.

When the campaign began, Georgia's lineup was anchored by five D-I transfers – sixth-year "super seniors" Aaron Cook and Jailyn Ingram, graduate transfer seniors Noah Baumann and Braelen Bridges and sophomore Jabri Abdur-Rahim.

Even though Ingram has not contributed to their totals statistically since suffering a season-ending injury in the ninth outing of the year against Jacksonville on Dec. 7, that quintet of Bulldogs has accounted more than 60 percent of Georgia's points and assists and the majority of its production in virtually every stat as outlined below.

D-I TRANSFER CONTRIBUTIONS

STAT	TEAM	D-I Ts	PCT.
Minutes	4200	2314	55.1
Scoring	1488	908	61.0
Rebounds	655	370	56.5
Assists	292	195	66.8
Blocks	51	31	60.8
Steals	100	49	49.0

BULLDOGS BATTLE THROUGH

Georgia has only dressed 11 players for the last four games and will continue to due so for the foreseeable future.

In fact, the Bulldogs only had 10 players in uniform four times this season, including three SEC games, and had their "full roster" for six outings.

The Bulldogs' roster was cut by one with a preseason injury to P.J. Horne, one of two players to start every game last season.

Since the season started, Jaielyn Ingram suffered a season-ending injury against Jacksonville on Dec. 7, Jonathan Ned has been out with an ankle injury beginning with a Dec. 18 matchup with George Mason and Tyrone Baker broke on Jan. 18, the day before a road game at Auburn.

We won't count Horne since his injury was before the season, but the 14 other Bulldogs have compiled 40 DNPs this season. In addition to the quartet of injuries outlined above, Bulldogs scratched from the scorebook include:

- T. Baker vs. Virginia and Northwestern (illness);
- N. Baumann vs. Northwestern (illness);
- A. Cook vs. Memphis (illness);
- J. Etter vs. Gardner-Webb (injury);
- C. McDowell vs. Texas A&M and Kentucky (illness);
- J. Ned vs. Virginia and Northwestern (illness);
- K. Oquendo vs. Auburn (injury);
- D. Ridgnal vs. Texas A&M and Kentucky (illness).

Only three Bulldogs – Jabri Abdur-Rahim, Braelen Bridges and Christian Wright – have played in every game.

Georgia has used seven starting fives, and Bridges is the only Bulldog who has gotten the nod for every contest.

WRIGHT SCORES SAVVILY

Christian Wright's recorded his second and third double-figure scoring outputs as a Bulldog in back-to-back road outings against No. 2 Auburn and South Carolina.

The freshman from The Skill Factory scored 16 points at Auburn and followed that 10 at South Carolina. His first double-digit performance was a 17-point outing against No. 18 Memphis on Dec. 1.

There has been a common theme in all three contests, Wright's ability to get to the free throw line.

Wright converted on 24-of-28 (.857) trips to the charity stripe in those contests. That's 55.8 percent of his 43 points. All told, Wright drew 22 fouls in that trio of games, while committing only four fouls himself.

Also of note, Wright committed only one turnover in 38 minutes against Memphis, which entered the contest averaging 18.0 turnovers forced per game.

CREAN INDUCTED INTO MU HOF

Tom Crean was inducted into Marquette University's M Club Hall of Fame on Sunday, Jan. 23.

Crean was the head coach at Marquette from 1998-2008 and during nine seasons compiled a record of 190-96. He led MU to the 2003 NCAA Final Four – its first since 1977 – and four additional NCAA appearances in 2002, 2006, 2007 and 2008.

Crean earned Conference USA Coach of the Year honors in both 2002 and 2003 before leading Marquette's successful integration into a loaded BIG EAST in 2005.

Crean was also inducted to the M Club Hall of Fame as part of the 2003 Final Four Team. He recruited and coached Marquette All-Americans Dwyane Wade, Travis Diener, Dominic James, Jerel McNeal and Lazar Hayward.

COOK JOINS ELITE LIST

At tipoff at Auburn, Aaron Cook became just the 18th player in NCAA Division-I men's basketball history to participate in 150 career games.

Cook played in 103 games in four seasons at Southern Illinois from 2016-20, including a redshirt campaign with six contests in 2019-20. He saw action in 30 games last season at Gonzaga during the Bulldogs' NCAA runner-up finish. Georgia's Jan. 19 game at Auburn was his 17th game with the Bulldogs.

While Cook's milestone is significant, it is obviously aided by his "super senior" status as a sixth-year player. Entering this season, Ohio State's David Lighty held the NCAA record with 157 games played and only 13 players had logged PT in 150 contests.

On Jan. 13, Iowa's Jordan Bohannon inched past Lighty's mark, and Cook became the fifth player in 2021-22 alone to reach the century-and-a-half mark.

Those numbers have only continued to grow. Bohannon recorded his 163rd GP on Monday night against Penn State and Creighton's Ryan Hawkins became the 10th player to reach the 150 games played milestone this season alone last Saturday.

KARIO HOT WHEN SEC STARTS

Kario Oquendo opened SEC play with a trio of 20-point performances – 21 vs. Texas A&M, 22 vs. No. 13/16 Kentucky and 28 at Mississippi State.

The sophomore from Titusville, Fla., became **the first Bulldog to reach the 20-point mark in three-straight games since 2020 when Anthony Edwards** had 23 at Missouri on Jan. 28, 29 against Texas A&M on Feb. 1 and 32 at Florida on Feb. 5.

BAUMANN HITS THE BOARDS

With injuries to P.J. Horne and Jaielyn Ingram, Noah Baumann has shifted to playing the traditional '4' spot for Georgia.

▶ DOUBLE-DIGIT DOGS

POINTS	SEASON CAREER	
Braelen Bridges	16	40
Kario Oquendo	12	12
Aaron Cook	11	57
Noah Baumann	9	31
Jaielyn Ingram	7	72
Jabri Abdur-Rahim	6	6
Christian Wright	3	3
Jaxon Etter	1	1
Dalen Ridgnal	1	1

REBOUNDS	SEASON CAREER	
Jaielyn Ingram	1	12
Noah Baumann	1	1
Braelen Bridges	0	4

ASSISTS	SEASON CAREER	
Aaron Cook	2	3

DOUBLE-DOUBLES	SEASON CAREER	
Aaron Cook	2	2
Jaielyn Ingram	1	11
Braelen Bridges	0	4

20-POINT GAMES	SEASON CAREER	
Kario Oquendo	5	5
Braelen Bridges	2	3
Noah Baumann	1	5
Aaron Cook	1	4
Jabri Abdur-Rahim	1	1
Jaielyn Ingram	0	16

Career numbers of Baumann, Bridges & Cook prior to UGA

▶ DOGS IN THE PROs

CURRENT NBA PLAYERS

Kentavious Caldwell-Pope

- The No. 8 overall pick in the 2013 NBA Draft after earning SEC Player of the Year honors.
- In his ninth season in the league, playing with Detroit from 2013-17, the Lakers from 2017-21 and Washington in 2021.
- Started and helped the Lakers win the 2020 NBA Championship, averaging 10.7 ppg in 21 Play-off outings.

Nicolas Claxton

- Selected by Brooklyn with the first pick of the second round in the 2019 NBA Draft, the No. 31 overall player chosen.
- Moved into the Nets' regular rotation during the 2020-21 season and helped Brooklyn to the No. 2 seed in the Play-offs.
- Started three of the first four games this season before being held out of action thereafter due to an illness.

Anthony Edwards

- The No. 1 overall pick in the 2020 Draft.
- Was a unanimous All-Rookie selection after being named Western Conference Rookie of the Month three times.
- Scored a career-high 48 points against the Golden State Warriors on Nov. 10.

CURRENT NBA COACHES

Dave Bliss

- A four-year starter who helped lead the Bulldogs to the 2008 SEC Tournament title in the "tornado tourney" in Atlanta.
- Has worked with OKC (2010-14), the Knicks (2014-18) and OKC (2018-present)
- Served as acting head coach of OKC on a three-game road trip with games at Milwaukee (in his home state of Wisconsin) on Nov. 19, at Boston on Nov. 20 and at Atlanta on Nov. 22.

CURRENT BULLDOGS OVERSEAS

Nemanja "Nemi" Djurisic

- Estudiantes in Spanish LEB Golf

Mike Edwards

- Dinamo Vladivostok in Russian Superleague 1

John Florveus

- CB Prat Juventud in Spanish LEB Gold League

J.J. Frazier

- Samsun BSB Anakent in Turkish TBL

Rayshaun Hammonds

- VEF Riga in Latvia LBL

Jordan Harris

- Glen Luss Glasgow Rocks in British BBL

Travis Leslie

- Leones de Ponce in Puerto Rican BSN

Yante Maten

- Wonju DB Promy Korean KBL

Derek Ogbeide

- PAOK in Greek A1 league

Gerald Robinson

- Banco di Sardegna Sassari in Italian Serie A

Trey Thompkins

- Real Madrid in Spanish Liga Endesa

Dustin Ware

- MZT Skopje in North Macedonia Prva League

Terrance Woodbury

- Kagawa FA in Japanese B2 League

In his first outing doing so, Baumann grabbed 11 rebounds against Western Carolina. That was more than double his previous career-most of five in seven different outings including this year's season opener against FIU.

Joked Tom Crean: "I don't know if he's done that since grade school. Somewhere out West, he might have had 11 boards in a CYO game in the eighth grade."

KARIO LIKES THE BRIGHT LIGHTS

Kario Oquendo has a history of producing big games against the best opposition.

Last season, he averaged 13.5 points while shooting 55.4 percent from the field for the Florida SouthWestern College.

In Buccaneers' four contests against ranked opponents, those stats jumped to 22.0 points and 63.6 percent.

The trend of big nights continued this season. Against No. 19 Memphis and No. 13/16 Kentucky, Oquendo averaged in 23.0 ppg and shot 59.3 percent (16-of-27).

In six outings versus ranked foes as a collegiate basketball player, Oquendo is averaging 22.3 points and connecting on 62.2 (51-of-82) of his field goal attempts. FYI, Oquendo did not play at No. 2 Auburn on Jan. 19 due to a lower body injury.

DOGS LOOK TO REGROUP...AGAIN

Georgia lost Jailyn Ingram to a knee injury during the Jacksonville game on Dec. 7. Ingram went down in a non-contact situation while trying to save a ball along the baseline with 14:21 left in the contest.

The "super senior" from Madison, Ga., and Morgan County High School was the Bulldogs' leading rebounder (6.0 rpg) and third-leading scorer (10.7 ppg).

Following an MRI on Dec. 8, Tom Crean confirmed the prognosis on Dec. 9 with a Tweet stating: "Unfortunately, Jailyn Ingram will have to have surgery to repair his ACL in his right knee. It's heartbreaking because Jailyn has been emerging in so many areas and has been a model of consistency day in and day out. He's an incredible young man... Jailyn has brought a spirit and seriousness to us. He is a guy that is in the gym most mornings before we would lift weights at 8:45 and was stabilizing for a young team. We plan to appeal for the waiver to get another year since he's under the 30% games played. Pray for him."

Ingram's injury was UGA's second season-ending setback. On Oct. 20, Crean announced an injury to P.J. Horne, one of just two Bulldogs to start every game last season.

Tweeted Crean: "It's with genuine sadness that I let you know that P.J. Horne will miss this season after undergoing surgery

on his right knee this past weekend. In practice, he bumped knees in a scrimmage, lost footing and went down awkwardly. This is such a major blow to us because P.J. was playing so well and showing great leadership as our leading returning player, but more so because he is such a great person and one of the finest people I've ever coached."

CREAN CAPTURES WIN NO. 400

Tom Crean secured his 400th career victory with Georgia's upset of No. 18 Memphis on December 1.

Prior to arriving in Athens, Crean compiled 366 W's in his first 18 campaigns as a collegiate head coach. He earned the first 190 in nine seasons at Marquette from 1998-2008 and added 166 more at Indiana between 2008-17 before arriving in Athens and securing the final 44 of his 400.

THE SPORTSCENTER "TOP-QUEN"

Kario Oquendo has emphatically made his way in the top-10 plays on ESPN's SportsCenter twice this season.

On Nov. 16, Oquendo came in at No. 3 on SportsCenter's top-10 plays after his third highlight reel effort against S.C. State. He stole the ball at midcourt and windmilled home an uncontested dunk.

A posterized effort on Nov. 23 was tabbed No. 6. Oquendo, who's 6-4, gathered a steal in Northwestern's lane and drove the length of the floor before a thunderous dunk over a 6-9 Wildcat.

If you want to rate Oquendo's SportsCenter dunks, you can find the S.C. State slam at gado.gs/kariosctop1116 and the Northwestern effort at gado.gs/kariosc1123.

WELCOMING A SLEW OF SCORING

Of the 10 newcomers on the Bulldogs' roster seven are transfers – five D-I players (Jabri Abdur-Rahim, Noah Baumann, Braelen Bridges, Aaron Cook and Jailyn Ingram) and a pair from the junior college ranks (Kario Oquendo and Dalen Ridginal).

Those players arrived in Athens having already scored 4,782 points at their previous schools, the largest addition of scoring by any D-I program this season as outlined below.

TOP SCORING INFLUX'S IN D-I HOOPS

RK.	SCHOOL	PLAYERS	POINTS
1.	GEORGIA	7	4782
2.	Duquesne	5	4695
3.	Florida	5	4144
4.	Arkansas	6	4125
5.	Penn State	7	5183
6.	Washington St.	4	3785
7.	SMU	4	3733
8.	Kentucky	4	3538
9.	Utah	6	3175

► THE STAFF ON THE BULLDOGS' BENCH



HEAD COACH TOM CREAN

- Named the University of Georgia's 22nd men's basketball head coach on March 15, 2018.
- In his 22nd season as head coach, with nine seasons at Marquette (1999-08), nine at Indiana (2008-17) and in fourth at Georgia (2018-present)
- Led 13 of his teams to postseason play, including nine NCAA Tournament bids, four Sweet 16s appearances and a trip to the 2003 Final Four.
- Produced 16 NBA players at Marquette (6), Indiana (8) and Georgia (2), including six who were on opening-day rosters for the 2021-22 season – OG Anunoby, Thomas Bryant, Victor Oladipo and Cody Zeller from IU and Nicolas Claxton and Anthony Evans from UGA.
- All told, those 16 NBA players have earned or are under contract to earn more than \$714 million.
- In 21 seasons, his teams have finished among the nation's top-25 squads statistically a combined 40 times in virtually every offensive and defensive statistic kept by the NCAA.
- Has coached 10 All-Americans and 40 all-conference performers.
- 56 of his four-year players at MU, IU and UGA have graduated, including six who earned their bachelor's degrees in less than four years and five who have secured master's degrees.
- AT GEORGIA**, the Bulldogs broke their all-time total attendance twice, topping the mark by more than 9,000 fans in 2018-19 and by over 15,000 in 2019-20.
- Georgia reached the 90-point scoring mark 15 times in 90 games during Crean's first three seasons...after doing so 15 times in 387 games (a span of 11-plus seasons dating back to 2006-07) prior to his arrival.
- Helped develop Nicolas Claxton from a freshman who averaged 3.9 ppg and 3.9 rpg in 2017-18 into the No. 31 overall pick of the 2019 NBA Draft.
- Inked a top-10 class in his first full recruiting cycle at UGA, headlined by Anthony Edwards, who became the No. 1 overall pick in the 2020 NBA Draft.
- AT INDIANA**, inherited a program with only one returning player, pending probation and scholarship restrictions due to poor academic performances.
- The Hoosiers went 28-66 in his first three seasons before putting together a 138-69 mark over the next six campaigns, including a pair of outright Big Ten Championships in 2013 and 2016.
- Was named National Coach of the Year by ESPN in 2012 and voted Big Ten Coach of the Year in 2016, the same season he was a finalist for Naismith Coach of the Year.
- AT MARQUETTE**, led the program to eight postseason appearances – the 2003 Final Four, four more NCAA Tournaments and three NITs.
- Recipient of the 2003 Clair Bee Award and was named Conference USA Coach of the Year in both 2002 and 2003, with Dwyane Wade earning C-USA Player of the Year honors in 2003 as well.
- IN 10 SEASONS PRIOR TO BECOMING A HEAD COACH**, was a member of the staffs at Michigan State, Western Kentucky and Pittsburgh. Those teams combined to win four regular-season and two conference tournament titles and also reached postseason play eight times (five NAAs and three NITs).
- The season before assuming the reigns at Marquette, Crean helped Michigan State reach the 1999 Final Four and finish 33-5 overall.

SEASON-BY-SEASON MARQUETTE.....190-96 (.664)

SEASON	OVERALL	CONF.	POST
1999-00	15-14	8-8	NIT
2000-01	15-14	9-7	
2001-02	26-7	13-3	NCAA
2002-03	27-6	14-2 *	NCAA
2003-04	19-12	8-8	NIT
2004-05	19-12	7-9	NIT
2005-06	20-11	10-6	NCAA
2006-07	24-10	10-6	NCAA
2007-08	25-10	11-7	NCAA

INDIANA.....166-135 (.551)

SEASON	OVERALL	CONF.	POST
2008-09	6-25	1-17	
2009-10	10-21	4-14	
2010-11	12-20	3-15	
2011-12	27-9	11-7	NCAA
2012-13	29-7	14-4 *	NCAA
2013-14	17-15	7-11	
2014-15	20-14	9-9	NCAA
2015-16	27-8	15-3 *	NCAA
2016-17	18-16	7-11	NIT

GEORGIA.....47-64 (.423)

SEASON	OVERALL	CONF.	POST
2018-19	11-21	2-16	
2019-20	16-16	5-13	
2020-21	14-12	7-11	
2021-22	2-2		

OVERALL:.....403-295 (.577)

* denotes conference regular-season titles.



ASSISTANT COACH STEVE McCLAIN

- Sports 29 seasons of collegiate experience, including 18 as head coach at UIC (2015-20) and Wyoming (1998-07).
- On Crean's staff at Indiana from 2010-15, with 2103 Big Ten title and three NAAs.
- Led Hutchinson (Kansas) Community College to the 1994 NJCAA national title.



ASSISTANT COACH WADE MASON

- Assistant coach for five season at Stephen F. Austin from 2016-21, amassing a 104-46 record during that span including road wins at Duke, LSU and Baylor.
- On staff at Oral Roberts (2012-16) and Oklahoma (2011-12).
- New Orleans native on St. Augustine HS 1995 USA Today national champs.



ASSISTANT COACH JOHN LINEHAN

- The former NCAA D-I career leader in steals (385) and the 2002 National Defensive Player of the Year at Providence.
- Played professionally for 12 seasons, primarily in France.
- Spent time on staffs at Temple, Drexel and Brown before joining the Bulldogs in 2019.



DIR. OF PLAYER DEVELOPMENT BRIAN FISH

- More than three decades of coaching experience at Montana State (head coach from 2014-19) and on staffs at Oregon, Creighton, San Diego, TCU, Kansas State and Marshall.
- In 2009, named to Indiana Basketball Hall of Fame silver anniversary team.




DIR. OF RECRUITING & OPERATIONS J.D. POWELL

- Arrived with 22 seasons of experience, almost exclusively in Charleston at College of Charleston (2014-21), The Citadel from 2010-14 and Charleston Southern from 2004-10.
- Helped Charleston go from winning nine games in 2014-15 to 92 Ws over the next four seasons, including an NCAA bid in 2018.



ASSOC. TO THE H.C./DIR. OF STRATEGY DAVID GALE

- Coached pro teams in Germany (2018-20) and Lithuania (2020-21) for three seasons before joining UGA staff.
- Worked within NBA for 11 seasons from 2007-18 – Clippers from 2007-11, Raptors from 2011-17 and 76ers ing 2017-18.
- Helped lead Raptors 905 to 45-12 overall record and the 2017 D-League title.



STRENGTH & CONDITIONING SEAN HAYES

- 11th season at UGA after working for the Buffalo Bills from 06-10.
- One of two SEC MBB S&C leaders with Master of Strength & Conditioning honors from Collegiate S&C Coaches Association.



ATHLETIC TRAINER LANCE SCHUEMANN

- In fourth season at UGA after working five seasons at Wyoming.
- A student athletic trainer for Florida 2007 NCAA Champion team.
- Tabbed "best beard in SEC basketball" by UGA SID office.

► 2021-22 OVERALL STATISTICS (6-15) (HOME: 6-7; ROAD: 0-6; NEUTRAL: 0-2)

NO. PLAYER	G-GS	MP-Avg.	FG-FGA	Pct.	3FG-FGA	Pct.	FT-FTA	Pct.	OR	DR	Tot.-Avg.	PF-DQ	A	TO	B	S	Pts.-Avg
03 Kario Oquendo	20-20	546-27.3	91-196	.464	15-69	.217	56-77	.727	17	65	82-4.1	40-0	15	50	12	20	253-12.7
23 Braelen Bridges	21-21	576-27.4	104-165	.630	0-0	.000	56-82	.683	41	82	123-5.9	45-2	33	45	9	6	264-12.6
00 Jailyn Ingram	9-9	245-27.2	36-73	.493	6-23	.261	18-20	.900	8	46	54-6.0	25-2	19	25	2	7	96-10.7
10 Aaron Cook	20-20	650-32.5	77-200	.385	20-71	.282	34-47	.723	5	44	49-2.5	37-1	118	65	6	26	208-10.4
20 Noah Baumann	20-15	453-22.7	59-132	.447	44-104	.423	21-25	.840	5	70	75-3.8	27-0	19	15	6	4	183-9.2
01 Jabri Abdur-Rahim	21-3	390-18.6	42-123	.341	20-69	.290	53-67	.791	22	47	69-3.3	39-1	6	24	8	6	157-7.5
05 Christian Wright	21-6	466-22.2	34-98	.347	8-29	.276	49-59	.831	15	34	49-2.3	30-1	37	25	5	11	125-6.0
11 Jaxon Etter	20-11	510-25.5	36-79	.456	14-31	.452	25-34	.735	14	45	59-3.0	52-0	35	22	1	13	111-5.6
15 Dalen Ridgna	17-0	166-9.8	15-45	.333	8-29	.276	7-11	.636	10	49	59-3.5	15-0	5	3	1	1	45-2.6
04 Tyron McMillan	17-0	139-8.2	10-22	.455	0-1	.000	12-18	.667	10	15	25-1.5	8-0	3	8	0	2	32-1.9
12 Josh Taylor	7-0	35-5.0	5-8	.625	0-0	.000	1-2	.500	2	5	7-1.0	3-0	0	3	0	2	11-1.6
02 Cam McDowell	1-0	14-14.0	0-3	.000	0-1	.000	1-2	.500	0	2	2-2.0	2-0	2	1	0	1	1-1.0
35 Tyrone Baker	3-0	10-3.3	1-4	.250	0-1	.000	0-1	.000	2	0	2-0.7	2-0	0	0	1	1	2-0.7
TM TEAM									39	28	67-3.2			15			
Total	21		510-1148	.444	135-428	.315	333-445	.748	190	532	722-34.4	325-7	292	301	51	100	1488-70.9
Opponents	21		599-1298	.461	174-523	.333	231-331	.698	213	509	722-34.4	381-10	342	226	95	161	1603-76.3

BY PERIOD	1st	2nd	1OT	2OT	Total	DEADBALL REBOUNDSTOTAL
Georgia	702	786	-	-	1488	Georgia 56
Opponents	790	813	-	-	1603	Opponents 49

TEAM STATISTICS

	UGA	OPP
SCORING	1488	1603
Points per game	70.9	76.3
Scoring margin	-5.5	-
FIELD GOALS-ATT	510-1148	599-1298
Field goal pct	.444	.461
3 POINT FG-ATT	135-428	174-523
3-point FG pct	.315	.333
3-pt FG made per game	6.4	8.3
FREE THROWS-ATT	333-445	231-331
Free throw pct	.748	.698
F-Throws made per game	15.9	11.0
REBOUNDS	722	722
Rebounds per game	34.4	34.4
Rebounding margin	+0.0	-
ASSISTS	292	342
Assists per game	13.9	16.3
TURNOVERS	301	226
Turnovers per game	14.3	10.8
Turnover margin	-3.6	-
Assist/turnover ratio	1.0	1.5
STEALS	100	161
Steals per game	4.8	7.7
BLOCKS	51	95
Blocks per game	2.4	4.5
ATTENDANCE	86191	62474
Home games-Avg/Game	13-6630	6-10412

Game	FGs	Pct.	3FGs	Pct.	FTs	Pct.	O+D=T Reb.	A	TO	BL	ST	PF	(1/2/OT) PTS	In Paint	Off T/O	2nd Ch.	Bench Pts.
FIU	20-59	.339	9-27	.333	2-4	.500	11+25=36	12	16	6	9	17	27+24=51	22	15	2	20
Georgia	20-57	.351	3-15	.200	15-21	.714	17+29=46	13	15	2	9	9	22+36=58	30	16	17	22
Cincinnati	28-70	.400	4-20	.200	13-20	.650	17+23=40	15	7	5	8	9	36+38=72	48	19	14	28
Georgia	26-54	.481	7-14	.500	9-14	.643	5+26=31	18	13	5	3	18	26+42=68	38	9	5	12
S.C. State	24-55	.436	7-19	.368	5-6	.833	6+27=33	11	18	3	4	19	35+25=60	22	7	5	17
Georgia	28-61	.459	7-22	.318	13-21	.619	10+26=36	16	10	2	13	11	45+31=76	40	22	5	11
Ga. Tech	34-56	.607	8-15	.533	12-17	.706	10+25=35	17	15	4	8	24	41+47=88	42	17	8	16
Georgia	29-57	.509	8-17	.471	12-24	.500	11+15=26	16	14	1	4	19	36+42=78	42	14	9	23
Virginia	21-53	.396	5-20	.250	18-25	.720	6+23=29	10	4	7	7	16	31+34=65	22	14	6	9
Georgia	20-54	.370	3-21	.143	12-15	.800	13+29=42	12	16	1	3	20	34+21=55	28	8	12	14
Northwestern	28-64	.438	9-28	.321	13-13	1.000	8+30=38	20	10	0	9	18	43+35=78	34	19	10	27
Georgia	21-55	.382	5-24	.208	15-23	.652	8+26=34	11	14	5	4	16	23+39=62	32	9	8	15
Wofford	23-59	.390	7-29	.241	15-17	.882	9+20=29	13	8	1	8	15	32+36=68	32	22	2	11
Georgia	25-46	.543	6-17	.353	9-12	.750	4+28=32	14	19	4	4	21	33+32=65	32	14	6	28
Memphis	29-63	.460	7-20	.350	14-17	.824	14+20=34	15	11	5	9	24	34+45=79	38	16	16	18
Georgia	24-50	.480	7-20	.350	27-35	.771	11+21=32	11	13	2	3	15	32+50=82	32	18	12	17
Jacksonville	21-62	.339	5-18	.278	11-15	.733	14+24=38	15	17	0	6	19	24+34=58	26	9	9	31
Georgia	23-47	.489	5-20	.250	19-24	.750	3+27=30	14	16	3	10	11	32+37=69	28	15	2	22
George Mason	28-54	.519	11-26	.423	13-18	.722	1+30=31	23	9	4	7	17	38+42=80	32	8	2	10
Georgia	20-59	.339	9-29	.310	18-23	.783	11+27=38	13	12	1	4	18	30+37=67	22	11	7	24
Western Carolina	31-74	.419	12-46	.261	5-11	.455	11+27=38	16	6	7	3	19	33+46=79	38	8	12	39
Georgia	29-65	.446	9-26	.346	18-24	.750	12+36=48	20	9	4	2	7	35+50=85	40	10	11	19
ETSU	34-64	.531	13-25	.520	5-18	.278	9+23=32	13	8	0	7	20	48+38=86	30	21	7	15
Georgia	25-58	.483	14-34	.412	14-18	.778	9+30=39	18	13	3	5	16	39+45=84	22	9	4	17
Gardner-Webb	29-59	.492	7-22	.318	12-12	1.000	9+26=35	16	13	4	6	16	44+33=77	40	17	12	20
Georgia	22-59	.373	3-19	.158	13-20	.650	13+21=34	11	13	3	5	16	31+29=60	34	12	4	8
Texas A&M	30-60	.500	11-23	.478	10-14	.714	13+18=31	13	14	5	12	15	46+35=81	30	25	15	23
Georgia	29-56	.518	7-20	.350	14-16	.875	10+18=28	15	16	5	7	9	34+45=79	40	12	11	14
Kentucky	40-70	.571	6-15	.400	6-7	.857	8+23=31	23	7	3	6	16	40+52=92	46	17	15	21
Georgia	25-51	.490	8-17	.471	19-21	.905	3+22=25	12	13	2	3	10	37+40=77	26	7	6	11
Mississippi St.	37-70	.529	5-18	.278	9-15	.600	12+23=35	21	8	10	9	18	35+53=88	58	20	22	31
Georgia	23-55	.418	6-20	.300	20-25	.800	12+25=37	8	15	2	4	14	36+36=72	28	12	16	17
Vanderbilt	27-56	.482	9-30	.300	10-19	.526	7+21=28	17	9	4	8	13	28+45=73	32	25	7	15
Georgia	26-56	.448	6-20	.300	8-10	.800	11+27=38	15	17	2	2	16	36+30=66	38	8	8	13
Auburn	33-72	.458	10-36	.278	7-9	.778	16+25=41	20	8	10	11	18	52+31=83	38	18	31	21
Georgia	21-50	.420	5-13	.385	13-18	.722	8+23=31	11	18	2	4	12	27+33=60	28	12	12	9
S. Carolina	27-60	.450	8-29	.276	21-26	.808	9+28=37	17	11	7	9	24	36+47=83	30	16	6	29
Georgia	18-46	.391	5-20	.250	25-30	.833	5+26=31	11	18	1	3	24	42+24=66	26	8	0	28
Alabama	27-62	.435	9-34	.265	13-20	.650	16+25=41	18	19	7	9	23	42+34=76	36	14	17	18
Georgia	25-56	.446	8-23	.348	24-30	.800	9+23=32	16	14	1	5	20	36+46=82	32	23	13	29
Vanderbilt	28-55	.509	12-23	.522	17-28	.607	6=23=29	17	8	4	5	21	46+39=85	24	17	6	16
Georgia	28-54	.519	4-17	.235	17-21	.810	5+27=32	17	13	0	3	23	36+41=77	44	13	4	11
Arkansas Georgia																	
Florida Georgia																	
S. Carolina Georgia																	
LSU Georgia																	
Ole Miss Georgia																	
Texas A&M Georgia																	
Florida Georgia																	
Tennessee Georgia																	
Missouri Georgia																	

► 2021-22 SEC ONLY STATISTICS (1-7) (HOME: 1-2; ROAD: 0-5)

NO. PLAYER	G-GS	MP-Avg.	FG-FGA	Pct.	3FG-FGA	Pct.	FT-FTA	Pct.	OR	DR	Tot.-Avg.	PF-DQ	A	TO	B	S	Pts.-Avg
03 Kario Oquendo	7-7	197-28.1	35-72	.486	4-21	.190	29-34	.853	4	29	33-4.7	15-0	4	23	2	4	103-14.7
20 Noah Baumann	8-8	238-29.8	32-72	.444	23-58	.397	14-16	.875	1	35	36-4.5	18-0	9	11	2	2	101-12.6
23 Braelen Bridges	8-8	233-29.1	41-69	.594	0-0	.000	15-22	.682	18	29	47-5.9	18-1	19	18	3	1	97-12.1
10 Aaron Cook	8-8	261-32.6	30-77	.390	4-20	.200	17-20	.850	0	14	14-1.8	19-1	36	26	3	8	81-10.1
01 Jabri Abdur-Rahim	8-0	142-17.8	13-44	.295	3-18	.167	32-37	.865	14	18	32-4.0	16-1	2	12	4	3	61-7.6
11 Jaxon Etter	8-8	222-27.8	18-32	.563	10-14	.714	3-4	.750	5	17	22-2.8	22-0	15	9	0	8	49-6.1
05 Christian Wright	8-1	164-20.5	11-29	.379	2-7	.286	23-26	.885	4	12	16-2.0	6-0	17	10	1	1	47-5.9
15 Dalen Ridgnal	5-0	78-15.6	8-21	.381	3-12	.250	1-3	.333	6	21	27-5.4	10-0	3	2	0	1	20-4.0
04 Tyron McMillan	5-0	37-7.4	4-5	.800	0-0	.000	5-8	.625	1	2	3-0.6	1-0	0	3	0	1	13-2.6
12 Josh Taylor	4-0	28-7.0	3-5	.600	0-0	.000	1-1	1.000	1	4	5-1.3	3-0	0	3	0	2	7-1.8
TM TEAM									9	10	19-2.4			7			
Total	8		195-426	.458	49-150	.327	140-171	.819	63	191	254-31.8	128-3	105	124	15	31	579-72.4
Opponents	8		249-506	.492	70-208	.337	93-138	.674	88	186	274-34.2	148-1	146	84	50	69	661-82.6

BY PERIOD	1st	2nd	1OT	2OT	Total	DEADBALL REBOUNDSTOTAL
Georgia	284	295	-	-	579	Georgia 17
Opponents	325	336	-	-	661	Opponents 19

TEAM STATISTICS

	UGA	OPP
SCORING	579	661
Points per game	72.4	82.6
Scoring margin	-10.2	-
FIELD GOALS-ATT	195-426	249-506
Field goal pct	.458	.492
3 POINT FG-ATT	49-150	70-208
3-point FG pct	.327	.337
3-pt FG made per game	6.1	8.8
FREE THROWS-ATT	140-171	93-138
Free throw pct	.819	.674
F-Throws made per game	17.5	11.6
REBOUNDS	254	274
Rebounds per game	31.8	34.2
Rebounding margin	-2.5	-
ASSISTS	105	146
Assists per game	13.1	18.3
TURNOVERS	124	84
Turnovers per game	15.5	10.5
Turnover margin	-5.0	-
Assist/turnover ratio	0.8	1.7
STEALS	31	69
Steals per game	3.9	8.6
BLOCKS	15	50
Blocks per game	1.9	6.3
ATTENDANCE	19239	51802
Home games-Avg/Game	3-6413	5-10360

► 2021-22 INDIVIDUAL SINGLE-GAME SUPERLATIVES

GEORGIA	CATEGORY	OPPONENT
28 Kario Oquendo vs. Miss. St.	POINTS	37 Michael DeVoe (Ga. Tech)
12 Jailyn Ingram vs. Virginia	REBOUNDS	17 Oscar Tshiebwe (Kentucky)
11 Braelen Bridges vs. Cincinnati	FIELD GOALS	14 Michael DeVoe (Ga. Tech)
17 Kario Oquendo vs. Miss. St.	FIELD GOAL ATTEMPTS	21 Boo Buie (Northwestern)
.875 Braelen Bridges vs. Vanderbilt-2 (7x8)	FIELD GOAL PERCENTAGE	.833 Sam Godwin (Wofford) (5x6)
7 Noah Baumann vs. ETSU	3-POINT GOALS	6 Jaden Shackelford (Alabama)
12 Noah Baumann vs. S. Carolina	3-POINT GOAL ATTEMPTS	12 Boo Buie (Northwestern)
.800 Jaxon Etter vs. Vanderbilt-1 (4x5) .800 Jabri Abdur-Rahim vs. Wofford (4x5)	3-POINT GOAL PERCENTAGE	.800 Michael DeVoe (Ga. Tech) (4x5)
10 Jabri Abdur-Rahim vs. Alabama 10 Christian Wright vs. S. Carolina	FREE THROWS	7 Scotty Pippen Jr. (Vanderbilt-1) 7 Henry Coleman III (Texas A&M) 7 Max Klesmit (Wofford)
12 Christian Wright vs. S. Carolina	FREE THROW ATTEMPTS	10 Henry Coleman III (Texas A&M)
100.0 Kario Oquendo vs. Vanderbilt-2 (7x7), Kentucky (7x7), W. Carolina (7x7) 100.0 Jabri Abdur-Rahim vs. S. Carolina (5x5) 100.0 Noah Baumann vs. S. Carolina (5x5) 100.0 Jailyn Ingram vs. Northwestern (5x5)	FREE THROW PERCENTAGE	100.0 Lance Terry (Gardner-Webb) (7x7) 100.0 Max Klesmit (Wofford) (7x7) 100.0 Ryan Young (Northwestern) (5x5) 100.0 Armaan Franklin (Virginia) (6x6)
12 Aaron Cook vs. W. Carolina	ASSISTS	17 TyTy Washington Jr. (Kentucky)
3 Kario Oquendo vs. Wofford	BLOCKS	6 Walker Kessler (Auburn) 6 Josh Oduro (George Mason)
4 Kario Oquendo vs. S.C. State	STEALS	4 Keon Ellis (Alabama) 4 Wendell Green Jr. (Auburn)
38 Christian Wright vs. Memphis	MINUTES	39 Oscar Tshiebwe (Kentucky)

► 2021-22 TEAM SINGLE-GAME SUPERLATIVES

UGA HIGH	UGA LOW	CATEGORY	OPP HIGH	OPP LOW
85 W. Carolina	55 Virginia	POINTS	92 Kentucky	51 FIU
45 S.C. State	22 FIU	1ST HALF POINTS	52 Auburn	24 Jacksonville
50 W. Carolina, Memphis	21 Virginia	2ND HALF POINTS	53 Miss. St.	24 FIU
48 W. Carolina	25 Kentucky	REBOUNDS	41 Alabama, Auburn	28 Vanderbilt-1
29 Texas A&M, W. Carolina, Ga. Tech	18 S. Carolina	FGs	40 Kentucky	20 FIU
65 W. Carolina	46 S. Carolina, Wofford	FGAs	74 W. Carolina	53 Virginia
.543 Wofford (25x46)	.339 G. Mason (20x59)	FG Pct.	.607 Ga. Tech (34x56)	.339 Jacksonville (21x62)
14 ETSU	3 Gardner-Webb, Virginia, FIU	3-FGs	13 ETSU	4 Cincinnati
34 ETSU	13 Auburn	3-FGAs	46 W. Carolina	15 Kentucky, Ga. Tech
.500 Cincinnati (7x14)	.143 Virginia (3x21)	3-FG PCT.	.533 Ga. Tech (8x15)	.200 Cincinnati (4x20)
27 Memphis	9 Cincinnati	FTs	21 S. Carolina	2 FIU
35 Memphis	10 Vanderbilt-1	FTAs	28 Vanderbilt-2	4 FIU
.905 Kentucky (19x21)	.500 Ga. Tech (12x24)	FT Pct.	100.0 Gardner-Webb (12x12) 100.0 Northwestern (13x13)	.278 ETSU (5x18)
20 W. Carolina	8 Miss. St.	ASSISTS	23 Kentucky, G. Mason	10 Virginia
19 Wofford	9 W. Carolina	TURNOVERS	19 Alabama	4 Virginia
5 Texas A&M, Northwestern, Cincinnati	0 Vanderbilt-2	BLOCKS	10 Auburn, Miss. St.	0 ETSU, Jacksonville, Northwestern
13 S.C. State	2 Vanderbilt-1, W. Carolina	STEALS	12 Texas A&M	4 G. Mason, S.C. State
24 S. Carolina	7 W. Carolina	PERSONAL FOULS	24 S. Carolina, Memphis, Ga. Tech	9 Cincinnati

► 2021-22 GAME-BY-GAME RESULTS/SCHEDULE

DATE	OPPONENT	SCORE	POINTS	REBOUNDS	ASSISTS	BLOCKS	STEALS
10/24	EXH. - at Charlotte	L 65-76	19-Ingram	6-Etter, Ingram	4-Cook	1-Three players	2-Ingram
11/5	EXH. - Morehouse	W 64-49	12-Bridges, Oquendo	11-Ingram	4-Bridges, Ingram	3-Bridges	2-Etter, Wright
11/9	Florida International	W 58-51	10-Cook	8-Bridges	8-Cook	1-Baumann, Oquendo	3-Cook
11/13	at Cincinnati	L 68-73	24-Bridges	8-Bridges	10-Cook	2-Abdur-Rahim, Wright	1-Three Players
11/16	S.C. State	W 76-60	22-Cook	8-Bridges	7-Cook	1-Baker, Oquendo	4-Oquendo
11/19	Ga. Tech	L 78-88	18-Cook	6-Ingram	6 Cook	1-Oquendo	1-Four Players
11/22	& vs. Virginia	L 55-65	14-Bridges	12-Ingram	8-Cook	1-Abdur-Rahim	1-Three Players
11/23	& vs. Northwestern	L 62-78	12-Bridges, Oquendo	9-Ingram	6-Cook	1-Five Players	1-Four Players
11/28	Wofford	L 65-68	20-Abdur-Rahim	5-McMillan	5-Wright	3-Oquendo	2-Cook
12/1	No. 18/19 Memphis	W 82-79	24-Oquendo	6-Ingram, Wright	3-Three Players	1-Bridges, Oquendo	2-Oquendo
12/7	Jacksonville	W 69-58	14-Bridges	6-Oquendo	5-Cook	1-Three Players	3-Oquendo
12/18	George Mason	L 67-80	13-Bridges	7-Bridges, Ridgna	5-Cook	1-Bridges	2-Cook
12/20	Western Carolina	W 85-79	21-Oquendo	11-Baumann	12-Cook	2-Baumann	1-Cook, Oquendo
12/22	East Tennessee State	L 84-86	25-Baumann	7-Baumann	6-Cook	1-Three Players	2-Cook, Oquendo
12/29	Gardner-Webb	L 60-77	17-Bridges	7-Bridges	5-Cook	1-Three Players	1-Five Players
1/4	* Texas A&M	L 79-81	21-Oquendo	7-Bridges	6-Cook	1-Five Players	3-Cook
1/8	* at 16/13 Kentucky	L 77-92	22-Oquendo	7-Oquendo	5-Cook	1-Abdur-Rahim, Oquendo	1-Three Players
1/12	* at Mississippi State	L 72-88	28-Oquendo	7-Bridges	4-Cook	1-Baumann, Cook	2-Oquendo, Taylor
1/15	* Vanderbilt	L 66-73	16-Etter	7-Baumann	4-Cook	1-Abdur-Rahim, Wright	1-Cook, Etter
1/19	* at Auburn	L 60-83	16-Wright	7-Ridgna	6-Bridges	1-Abdur-Rahim, Bridges	1-Four Players
1/22	* at South Carolina	L 66-83	20-Bridges	5-Abdur-Rahim, Bridges	7-Cook	1-Cook	1-Three Players
1/25	* Alabama	W 82-76	15-Cook	7-Oquendo	4-Cook	1-Bridges	1-Five Players
1/29	* at Vanderbilt	L 77-85	18-Cook	9-Baumann	4-Cook	0	2-Etter
2/2	* Arkansas	7:00					
2/5	* Auburn	1:00					
2/9	* at Florida	6:30					
2/12	* South Carolina	1:00					
2/16	* at LSU	7:00					
2/19	* Ole Miss	1:00					
2/22	* at Texas A&M	7:00					
2/26	* Florida	12:00/4:00					
3/1	* Tennessee	6:30					
3/5	* at Missouri	3:30					

3/9-13 SEC Tournament (Amalie Arena in Tampa, Fla.)

& Legends Classic (Prudential Center in Newark, N.J.)

* SEC games

1

Georgia 58, Florida International 51

11/9/21 • Athens, Ga.

FLORIDA INTERNATIONAL (0-1)

Player	FGs	3FGs	FTs	Rb	Pf	Pts	A	T	B	S	MP
Brewer	5-14	2-5	2-2	2	2	14	5	1	0	1	35
Banks	3-4	1-1	0-0	7	3	7	2	4	0	3	31
Lovett	2-10	2-10	0-0	7	2	6	1	5	1	2	31
Brown	2-8	0-2	0-2	4	0	4	0	0	3	1	17
Pinkney	0-0	0-0	0-0	4	5	0	0	1	2	1	12
Jones	5-13	3-5	0-0	3	0	13	3	0	0	1	25
Hawkins	0-0	0-0	0-0	1	0	0	1	1	0	0	4
Smart	2-6	1-2	0-0	2	2	5	1	1	0	0	14
Hart	0-2	0-1	0-0	0	2	0	0	2	0	0	11
Wilcox	1-2	0-1	0-0	3	1	2	0	1	0	0	14
Krivokapic	0-0	0-0	0-0	0	0	0	0	0	0	0	6
TEAM				3							
Totals	20-59	9-27	2-4	36	17	51	12	16	6	9	200

GEORGIA (1-0)

Player	FGs	3FGs	FTs	Rb	Pf	Pts	A	T	B	S	MP
Ingram	3-7	0-1	0-0	7	2	6	2	2	0	1	24
Abdur-Rahim	0-5	0-3	2-2	3	1	2	0	3	0	1	16
Oquendo	3-6	0-1	3-7	4	1	9	0	3	1	0	25
Cook	3-12	1-3	3-4	6	0	10	8	4	0	3	34
Bridges	4-8	0-0	1-2	8	1	9	2	1	0	1	31
McMillan	0-1	0-0	2-2	2	0	2	0	1	0	0	2
Wright	3-6	1-1	0-0	3	3	7	0	1	0	1	19
Etter	2-6	1-3	4-4	3	1	9	1	0	0	1	28
Baumann	2-5	0-2	0-0	5	0	4	0	0	1	0	17
Baker	0-1	0-1	0-0	1	0	0	0	0	0	1	4
TEAM				4							
Totals	20-57	3-15	15-21	46	9	58	13	15	2	9	200

Score by Periods	1st	2nd	Tot.	Deadball Rebs.	Tot.
FIU	27	24	51	FIU	1
Georgia	22	36	58	Georgia	1

Officials: Erroll Lewis, K.B. Burdett, Jr., Anthony Jordan. Att.: 6023.

	FIU	UGA
Points off turnovers	15	16
Points in the paint	22	30
2nd chance points	2	17
Bench points	20	22

2

Cincinnati 73, Georgia 68

11/13/21 • Cincinnati, Ohio

GEORGIA (1-1)

Player	FGs	3FGs	FTs	Rb	Pf	Pts	A	T	B	S	MP
Ingram	5-8	1-3	2-2	2	1	13	4	1	1	1	34
Oquendo	0-3	0-0	0-0	3	2	0	0	2	0	0	26
Cook	3-8	1-1	3-6	1	3	10	10	5	0	0	30
Baumann	3-5	3-4	0-0	0	2	9	1	1	0	0	18
Bridges	11-15	0-0	2-4	8	2	24	0	2	0	1	32
Abdur-Rahim	1-4	0-2	2-2	3	2	4	0	0	0	2	18
McMillan	0-0	0-0	0-0	0	0	0	0	0	0	0	2
Wright	1-5	0-1	0-0	1	1	2	2	0	2	1	14
Etter	1-5	1-2	0-0	3	4	3	1	2	0	0	19
Ridginal	1-1	1-1	0-0	5	1	3	0	0	0	0	7
TEAM				5							
Totals	26-54	7-14	9-14	31	18	68	18	13	5	3	200

CINCINNATI (2-0)

Player	FGs	3FGs	FTs	Rb	Pf	Pts	A	T	B	S	MP
Ado	2-2	0-0	0-0	2	1	4	2	2	1	1	15
DeJulius	3-11	1-2	3-5	1	0	10	0	0	0	0	25
Newman	4-11	0-3	1-2	6	1	9	0	0	0	1	27
Adams-Woods	4-10	1-4	2-2	2	1	11	5	1	1	0	28
Davenport	4-8	0-3	3-4	7	1	11	2	1	0	1	26
Saunders	2-9	0-1	0-2	2	1	4	4	1	0	2	23
Koval	1-3	1-2	0-0	7	0	3	0	0	1	0	12
Lakini	4-6	0-1	1-1	2	0	9	2	0	2	1	15
Hensley	0-1	0-1	0-0	0	0	0	0	0	0	0	3
Oguma	2-4	0-0	1-2	5	1	5	0	0	0	0	12
Madsen	2-5	1-3	2-2	3	3	7	0	2	0	1	14
TEAM				3							
Totals	28-70	4-20	13-20	40	9	73	15	7	5	8	200

Score by Periods	1st	2nd	Tot.	Deadball Rebs.	Tot.
Georgia	26	42	68	Georgia	6
Cincinnati	35	38	73	Cincinnati	7

Officials: Wil Howard, Owen Shortt, Terry Wymer. Att.: 10,672.

	UGA	UC
Points in the paint	38	48
Points off turnovers	9	19
2nd chance points	2	14
Bench points	12	28

3

Georgia 76, S.C. State 60

11/16/20 • Athens, Ga.

S.C. STATE (0-5)

Player	FGs	3FGs	FTs	Rb	Pf	Pts	A	T	B	S	MP
Jones	4-10	1-2	0-0	2	2	9	2	7	0	1	34
Davis	2-5	0-0	0-0	9	1	4	0	3	2	0	33
Williams	2-5	0-0	1-2	5	3	5	1	1	1	0	27
Croskey	6-11	5-9	2-2	4	3	19	0	3	0	0	34
Madlock	3-8	0-2	0-0	1	4	6	5	2	0	1	23
Lawrence	3-4	1-2	0-0	1	2	7	0	0	0	1	7
Gary	3-8	0-3	0-0	1	2	6	3	0	0	0	21
Oliver-Hampton	0-2	0-1	2-2	7	2	2	0	1	0	1	13
Brown	1-2	0-0	0-0	0	0	2	0	1	0	0	8
TEAM				3							
Totals	24-55	7-19	5-6	33	19	60	11	18	3	4	200

GEORGIA (2-1)

Player	FGs	3FGs	FTs	Rb	Pf	Pts	A	T	B	S	MP
Ingram	2-5	0-1	1-2	6	2	5	3	1	0	1	27
Oquendo	7-13	2-5	1-3	4	1	17	1	0	1	4	30
Cook	8-11	3-5	3-4	3	0	22	7	3	0	3	36
Baumann	2-9	2-7	0-0	3	1	6	1	0	0	0	19
Bridges	5-7	0-0	5-8	8	0	15	1	3	0	1	27
Abdur-Rahim	1-7	0-2	0-0	4	1	2	0	2	0	0	19
Wright	1-3	0-1	3-4	1	1	5	1	0	0	3	18
Etter	2-4	0-0	0-0	2	3	4	2	0	0	1	20
Ridginal	0-1	0-1	0-0	0	0	0	0	0	0	0	2
Baker	0-1	0-0	0-0	1	2	0	0	0	0	1	2
TEAM				4							
Totals	28-61	7-22	13-21	36	11	76	16	10	2	13	200

Score by Periods	1st	2nd	Tot.	Deadball Rebs.	Tot.
S.C. State	35	25	60	S.C. State	0
Georgia	45	31	76	Georgia	4

Officials: Gerry Pollard, Rob Rorke, Joe Lindsay. Att.: 6021.

	SCSU	UGA
Points in the paint	22	40
Points off turnovers	7	22
2nd chance points	5	5
Bench points	17	11

4

Georgia Tech 88, Georgia 78

11/19/21 • Athens, Ga.

GEORGIA TECH (3-1)

Player	FGs	3FGs	FTs	Rb	Pf	Pts	A	T	B	S	MP
Devoe	14-18	4-5	5-6	7	4	37	5	4	0	2	37
Sturdivant	1-4	0-1	2-5	2	0	4	2	1	0	2	15
Usher	9-14	1-3	2-2	4	3	21	2	2	2	1	36
Moore	0-0	0-0	2-2	5	4	2	0	2	0	0	20
Howard	4-8	0-0	0-0	7	5	8	4	1	1	1	26
Gigiberia	0-0	0-0	0-0	1	0	0	0	1	0	0	6
Smith	3-6	1-2	0-0	3	4	7	4	2	0	2	22
Coleman	2-4	1-2	0-0	2	2	5	0	0	0	0	24
Kelly	1-2	1-2	1-2	2	2	4	0	1	1	0	14
TEAM				2							
Totals	34-56	8-15	12-17	35	24	88	17	15	4	8	200

GEORGIA (2-2)

Player	FGs	3FGs	FTs	Rb	Pf	Pts	A	T	B	S	MP
Ingram	7-10	0-0	3-3	6	5	17	2	5	0	1	21
Oquendo	3-10	0-4	0-2	1	3	6	3	2	1	1	30
Cook	6-13	4-6	2-4	2	2	18	6	4	0	0	29
Baumann	2-4	1-3	0-0	0	0	5	1	0	0	0	10
Bridges	4-6	0-0	1-3	2	2	9	3	2	0	0	26
Abdur-Rahim	3-3	2-2	2-4	3	3	10	0	0	0	1	22
McMillan	1-3	0-0	0-0	1	0	2	0	0	0	0	5
Wright	2-4	0-0	1-1	3	1	5	1	0	0	0	25
Etter	1-3	1-1	3-7	3	3	6	0	1	0	1	27
Ridginal	0-1	0-1	0-0	1	0	0	0	0	0	0	5
TEAM				4							
Totals	29-57	8-17	12-24	26	19	78	16	14	1	4	200

Score by Periods	1st	2nd	Tot.	Deadball Rebs.	Tot.
Ga. Tech	41	47	88	Ga. Tech	2
Georgia	36	42	78	Georgia	4

Officials: Tony Greene, Chuck Jones, William Covington. Att.: 9057.

	GT	UGA
Points in the paint	42	42
Points off turnovers	17	14
2nd chance points	8	9
Bench points	16	23

5

Virginia 65, Georgia 55

11/22/21 • Newark, N.J.

VIRGINIA (3-2)

Player	FGs	3FGs	FTs	Rb	Pf	Pts	A	T	B	S	MP
Clark	3-8	2-5	4-4	1	2	12	3	2	0	0	36
Gardner	5-9	0-0	1-2	6	3	11	0	0	0	0	27
Beekman	2-10	0-4	3-4	2	0	7	3	1	0	2	31
Franklin	8-16	1-7	6-6	6	1	23	2	0	1	3	38
Shedrick	0-2	0-0	3-4	7	4	3	0	1	4	1	18
Poindexter	0-0	0-0	0-0	0	0	0	0	0	0	0	3
Caffaro	1-2	0-0	1-3	5	4	3	0	0	1	0	20
Stattmann	0-2	0-1	0-0	1	1	0	1	0	1	0	12
Miličić Jr.	1-2	1-2	0-2	0	1	3	0	0	0	0	10
McCorkle	1-2	1-1	0-0	0	0	3	1	0	0	1	5
TEAM				1							
Totals	21-53	5-20	18-25	29	16	65	10	4	7	7	200

7

**Wofford 68,
Georgia 65**
11/28/21 • Athens, Ga.

WOFFORD (5-2)

Player	FGs	3FGs	FTs	Rb	Pf	Pts	A	T	B	S	MP
Klesmit	5-14	0-7	7-7	3	3	17	1	0	0	0	29
Bigelow	1-8	1-6	0-0	7	2	3	3	1	0	3	23
Larson	3-5	3-5	2-2	3	1	11	3	3	0	0	36
Godwin	5-6	0-0	0-0	2	4	10	1	1	0	2	15
Mack	6-12	1-1	3-5	4	2	16	2	3	0	1	30
L. Turner	1-3	1-3	0-0	2	1	3	2	0	0	0	9
K. Turner	0-0	0-0	0-0	0	0	0	0	0	0	0	2
Safford	1-7	0-4	0-0	3	2	2	0	0	1	1	31
Patterson	1-4	1-3	3-3	3	0	6	1	0	0	1	25
TEAM											2
Totals	23-59	7-29	15-17	29	15	68	13	8	1	8	200

GEORGIA (2-5)

Player	FGs	3FGs	FTs	Rb	Pf	Pts	A	T	B	S	MP
Ingram	6-8	1-1	0-0	3	3	13	0	2	0	0	26
Oquendo	5-8	0-3	0-1	3	3	10	1	1	3	1	21
Wright	0-2	0-2	2-2	1	5	2	5	4	0	1	20
Cook	2-10	1-4	0-0	2	2	5	4	5	0	2	30
Bridges	3-4	0-0	1-1	4	2	7	0	3	0	0	21
Abdur-Rahim	6-7	4-5	4-5	4	0	20	0	2	0	0	18
McMillan	1-1	0-0	0-0	5	3	2	0	1	0	0	14
Etter	0-2	0-1	0-0	2	2	0	4	0	0	0	26
Taylor	2-2	0-0	0-1	1	0	4	0	0	0	0	3
Ridginal	0-1	0-0	2-2	4	1	2	0	0	1	0	14
Baumann	0-1	0-1	0-0	1	0	0	0	0	0	0	7
TEAM											1
Totals	25-46	6-17	9-12	32	21	65	14	19	4	4	200

Score by Periods	1st	2nd	Tot.	Deadball Rebs.	Tot.
Wofford	32	36	68	Wofford	
Georgia	33	32	65	Georgia	1

Officials: Courtney Green, Garrick Shannon, Mike Nance. Att.: 6090.

	WC	UGA
Points off turnovers	22	13
Points in the paint	32	32
2nd chance points	3	11
Bench points	11	28

8

**Georgia 82,
No. 18/19 Memphis 79**
12/1/21 • Athens, Ga.

MEMPHIS (5-2)

Player	FGs	3FGs	FTs	Rb	Pf	Pts	A	T	B	S	MP
Bates	5-11	0-3	1-1	2	4	11	1	2	1	0	26
Duren	5-7	0-0	0-0	5	5	10	1	1	3	3	26
Nolley	5-16	2-6	5-7	4	2	17	4	3	0	0	31
Quinones	3-8	3-7	3-4	5	2	12	5	0	0	1	33
Williams	5-10	0-1	1-1	8	5	11	1	2	1	1	29
Timberlake	1-4	0-0	0-0	8	3	2	2	2	0	0	17
Lomax	5-6	2-2	2-2	0	2	14	1	1	0	3	27
Harris	0-1	0-1	2-2	0	1	2	0	0	0	1	5
Minott	0-0	0-0	0-0	0	0	0	0	0	0	0	1
Hardaway	0-0	0-0	0-0	0	0	0	0	0	0	0	5
TEAM											2
Totals	29-63	7-20	14-17	34	24	79	15	11	5	9	200

GEORGIA (3-5)

Player	FGs	3FGs	FTs	Rb	Pf	Pts	A	T	B	S	MP
Ingram	3-9	1-3	3-4	6	2	10	3	5	0	0	36
Oquendo	9-13	2-6	4-5	4	0	24	0	2	1	2	36
Wright	5-12	1-2	6-7	6	1	17	3	1	0	1	38
Etter	0-1	0-1	4-4	3	4	4	3	4	0	0	21
Bridges	3-5	0-0	4-6	4	3	10	0	1	1	0	30
Abdur-Rahim	4-8	3-6	4-7	2	1	15	1	0	0	0	23
McMillan	0-0	0-0	0-0	0	2	0	1	0	0	0	8
Ridginal	0-1	0-1	0-0	0	1	0	0	0	0	0	3
Baumann	0-1	0-1	2-2	1	1	2	0	0	0	0	5
TEAM											6
Totals	24-50	7-20	27-35	32	15	82	11	13	2	3	200

Score by Periods	1st	2nd	Tot.	Deadball Rebs.	Tot.
Memphis	34	45	79	Memphis	2
Georgia	32	50	82	Georgia	3

Officials: Michael Roberts, Patrick Evans, Don Daily. Att.: 7147.

	UM	UGA
Points in the paint	38	32
Points off turnovers	16	18
2nd chance points	16	12
Bench points	18	17

9

**Georgia 69,
Jacksonville 58**
12/7/21 • Athens, Ga.

JACKSONVILLE (4-3)

Player	FGs	3FGs	FTs	Rb	Pf	Pts	A	T	B	S	MP
Brown	2-8	0-0	1-2	8	3	5	1	4	0	1	32
Powell	0-3	0-2	2-2	3	0	2	1	1	0	1	17
Davis	2-11	0-1	2-2	3	1	6	0	1	0	0	29
Osifo	4-5	0-0	3-4	5	3	11	0	1	0	0	19
Pridgett	1-6	1-3	0-0	1	0	3	1	1	0	0	20
Bruner	3-8	2-5	0-0	1	2	8	4	2	0	1	18
Nolan	2-9	1-6	0-0	3	2	5	3	2	0	0	21
Marsh	6-10	0-0	3-5	10	4	15	3	4	0	1	28
Davis	1-2	1-1	0-0	4	4	3	2	0	0	2	16
TEAM											1
Totals	21-62	5-18	11-15	38	19	58	15	17	0	6	200

GEORGIA (2-1)

Player	FGs	3FGs	FTs	Rb	Pf	Pts	A	T	B	S	MP
Ingram	5-11	0-4	2-2	3	2	12	2	2	1	2	22
Oquendo	2-9	0-3	3-4	6	2	7	2	6	1	3	23
Wright	2-4	1-2	0-0	1	2	5	0	1	0	1	28
Cook	3-5	1-3	2-2	5	1	9	5	4	0	2	36
Bridges	4-4	0-0	6-8	5	2	14	3	0	1	1	25
Abdur-Rahim	3-5	2-4	2-2	1	1	10	1	0	0	1	17
McMillan	0-0	0-0	1-2	1	0	1	0	0	0	0	6
Etter	3-4	0-1	2-2	3	1	8	0	2	0	0	25
Taylor	0-1	0-0	0-0	1	0	0	0	0	0	0	2
Ridginal	0-1	0-1	0-2	1	0	0	1	0	0	0	4
Baumann	1-3	1-2	0-0	2	0	3	0	0	0	0	12
TEAM											1
Totals	23-47	5-20	18-24	30	11	69	14	16	3	10	200

Score by Periods	1st	2nd	Tot.	Deadball Rebs.	Tot.
Jacksonville	24	34	58	Jacksonville	4
Georgia	32	37	69	Georgia	3

Officials: Todd Austin, Bart Lenox, Terry Wymer. Att.: 6017.

	JU	UGA
Points in the paint	26	28
Points off turnovers	9	15
2nd chance points	9	2
Bench points	31	22

10

**George Mason 80,
Georgia 67**
12/18/21 • Athens, Ga.

GEORGE MASON (6-5)

Player	FGs	3FGs	FTs	Rb	Pf	Pts	A	T	B	S	MP
Cooper	4-9	2-5	0-0	2	2	10	6	1	0	0	33
Johnson	0-3	0-2	6-8	7	3	6	9	3	0	0	33
Gaines	5-7	2-4	1-2	3	5	13	1	1	0	1	19
Odoro	7-14	0-1	6-8	11	3	20	2	1	6	0	35
Schwartz	8-14	5-10	0-0	5	2	21	3	2	0	2	38
Polite	2-2	0-0	0-0	1	1	4	1	0	0	0	15
Frazier	0-1	0-1	0-0	2	0	0	0	1	0	0	5
Hartwell	2-3	2-3	0-0	0	6	1	0	0	1	0	15
Jones	0-0	0-0	0-0	0	0	0	0	0	1	0	2
Henry	0-1	0-0	0-0	0	1	0	0	0	0	0	5
TEAM											5
Totals	28-54	11-26	13-18	31	17	80	23	9	7	4	200

GEORGIA (4-6)

Player	FGs	3FGs	FTs	Rb	Pf	Pts	A	T	B	S	MP
Oquendo	3-12	0-4	2-3	5	3	8	0	2	0	0	28
Wright	1-7	0-2	5-6	4	4	7	0	1	0	0	21
Cook	2-10	0-4	0-0	1	2	4	5	1	0	2	33
Baumann	3-6	3-5	2-3	3	1	11	1	0	0	1	21
Bridges	3-4	0-0	7-9	7	3	13	3	4	1	0	29
Abdur-Rahim	3-9	3-9	0-0	1	2	9	1	2	0	0	22
McMillan	0-0	0-0	0-0	0	0	0	0	0	0	0	7
Etter	3-5	1-2	2-2	5	2	9	3	2	0	1	22
Ridginal	2-6	2-3	0-0	7	1	6	0	0	0	0	17
TEAM											5
Totals	20-59	9-29	18-23	38	18	67	13	12	1	4	200

Score by Periods	1st	2nd	Tot.	Deadball Rebs.	Tot.
G. Mason	38	42	80	G. Mason	3
Georgia	30	37	67	Georgia	3

Officials: Gerald Williams, Wil Howard, Don Daily. Att.: 6432.

	GMU	UGA
Points in the paint	32	22
Points off turnovers	8	11
2nd chance points	2	7
Bench points	10	24

11

**Georgia 85,
Western Carolina 79**
12/20/21 • Athens, Ga.

WESTERN CAROLINA (6-6)

Player	FGs	3FGs	FTs	Rb	Pf	Pts	A	T	B	S	MP
Woolbright	6-10	0-0	0-2	4	2	12	3	2	0	0	21
Harris	1-6	1-5	0-0	8	2	3	1	0	1	2	30
Bacote	0-7	0-6	0-0	2	1	0	3	1	0	0	24
Robinson	5-14	2-11	2-3	7	3	14	2	1	0	1	33
Petrakis	4-7	3-6	0-0	3	3	11	1	0	1	0	22
McCray	7-12	3-8	3-3	8	5	20	5	2	0	2	30
Massey	0-0	0-0	0-0	0	0	0	0	0	0	0	2
Price	5-9	3-5	0-3	0	0	13	0	0	0	0	16
Gilmore	3-3	0-0	0-0	2	3	6	0	0	1	1	10
Banks	0-6	0-5	0-0	2	0	0	1	0	0	1	12
TEAM				2							
Totals	31-74	12-46	5-11	38	19	79	16	6	3	7	200

13**Gardner-Webb 77,
Georgia 60**
12/29/21 • Athens, Ga.**GARDNER-WEBB (6-7)**

Player	FGs	3FGs	FTs	Rb	Pf	Pts	A	T	B	S	MP
Terry	3-10	1-5	7-7	1	0	14	1	1	1	1	34
Sears	5-9	2-5	2-2	1	2	14	5	3	0	0	29
Reid	5-7	0-0	1-1	5	3	11	0	1	1	1	16
Williams	7-12	0-2	0-0	7	2	14	1	3	1	3	34
Dufael	1-3	0-1	2-2	11	5	4	6	2	1	1	29
Soumaoro	0-2	0-2	0-0	1	0	0	2	0	0	0	10
D. Williams	3-6	3-4	0-0	2	1	9	1	2	0	0	18
L. Williams	1-1	0-0	0-0	1	0	2	0	0	0	0	6
Selden	4-9	1-3	0-0	3	3	9	0	1	0	0	24
TEAM				3							
Totals	29-59	7-22	12-12	35	16	77	16	13	4	6	200

GEORGIA (5-8)

Player	FGs	3FGs	FTs	Rb	Pf	Pts	A	T	B	S	MP
Oquendo	4-11	0-3	4-6	5	2	12	0	2	1	1	28
Wright	3-9	0-2	1-2	1	3	7	3	3	0	1	30
Cook	2-10	0-5	1-2	3	1	5	5	3	1	1	28
Baumann	4-7	2-5	1-1	5	2	11	1	1	0	0	36
Bridges	7-13	0-0	3-4	7	0	17	0	0	1	1	28
Abdur-Rahim	1-2	1-2	2-2	4	4	5	0	1	0	0	16
McDowell	0-3	0-1	1-2	2	2	1	2	1	0	1	14
McMillan	0-1	0-0	0-0	3	2	0	0	0	0	0	7
Taylor	0-0	0-0	0-0	0	0	0	0	0	0	0	2
Ridginal	0-1	0-1	0-0	1	0	0	0	1	0	0	7
Baker	1-2	0-0	0-1	0	0	2	0	0	0	0	4
TEAM				3							
Totals	22-59	3-19	13-20	34	16	60	11	13	3	5	200

Score by Periods	1st	2nd	Tot.	Deadball Rebs.	Tot.
Gardner-Webb	44	33	77	Gardner-Webb	0
Georgia	31	29	60	Georgia	5

Officials: Josue Nieves, Will Howard, K.B. Burdett, Jr. Att.: 6476.

	GWU	UGA
Points off turnovers	40	34
Points in the paint	17	12
2nd chance points	12	4
Bench points	20	8

14**Texas A&M 81,
Georgia 79**
1/4/22 • Athens, Ga.**TEXAS A&M (12-2, 1-0)**

Player	FGs	3FGs	FTs	Rb	Pf	Pts	A	T	B	S	MP
Williams	7-12	4-7	0-0	3	2	18	5	5	0	3	30
Henderson	1-2	0-0	0-0	2	0	2	1	0	3	1	17
Coleman	8-11	0-0	7-10	7	4	23	2	1	1	3	31
Gordon	3-6	1-3	0-0	2	2	7	0	3	0	2	29
Radford	3-6	0-1	2-2	3	1	8	2	1	1	0	24
Cash	1-2	0-0	0-0	7	3	2	0	0	0	1	18
Jackson	3-8	2-4	0-0	3	2	8	1	3	0	0	22
Taylor	3-10	3-6	1-2	2	0	10	2	1	0	2	14
Diarra	1-3	1-2	0-0	0	1	3	0	0	0	0	12
Obaseki	0-0	0-0	0-0	1	0	0	0	0	0	0	3
TEAM				1							
Totals	30-60	11-23	10-14	31	15	81	13	14	5	12	200

GEORGIA (5-9, 0-1)

Player	FGs	3FGs	FTs	Rb	Pf	Pts	A	T	B	S	MP
Oquendo	9-12	0-2	3-4	5	3	21	0	3	1	1	36
Cook	2-5	0-1	2-2	0	1	6	6	3	1	3	31
Etter	3-8	1-2	0-0	4	1	7	4	0	0	1	31
Baumann	7-14	5-10	0-0	4	2	19	0	1	1	0	34
Bridges	5-8	0-0	2-2	7	1	12	3	4	1	0	29
Abdur-Rahim	1-6	1-4	6-7	5	0	9	0	3	1	1	19
McMillan	0-0	0-0	0-0	0	1	0	0	1	0	1	7
Wright	2-3	0-1	1-1	2	0	5	2	0	0	0	13
TEAM				1							
Totals	29-56	7-20	14-16	28	9	79	15	16	5	7	200

Score by Periods	1st	2nd	Tot.	Deadball Rebs.	Tot.
Texas A&M	46	35	81	Texas A&M	2
Georgia	34	45	79	Georgia	2

Officials: Olandis Poole, Don Daily, Doug Shows. Att.: 5,556.

	TAMU	UGA
Points in the paint	30	40
Points off turnovers	25	12
2nd chance points	15	11
Bench points	23	14

15**No. 13/16 Kentucky 92,
Georgia 77**
1/8/22 • Lexington, Ky.**GEORGIA (5-10, 0-2)**

Player	FGs	3FGs	FTs	Rb	Pf	Pts	A	T	B	S	MP
Oquendo	7-14	1-5	7-7	7	2	22	0	2	1	0	34
Cook	6-14	1-3	4-4	1	1	17	5	4	0	1	36
Etter	1-2	1-1	0-0	2	3	3	3	0	0	1	26
Baumann	4-6	3-5	3-4	3	2	14	1	1	0	1	32
Bridges	4-8	0-0	2-2	6	1	10	1	1	0	0	34
Abdur-Rahim	1-3	1-2	3-4	3	1	6	0	3	1	0	16
McMillan	0-0	0-0	0-0	0	0	0	0	0	0	0	3
Wright	1-3	1-1	0-0	1	0	3	2	1	0	0	16
Taylor	1-1	0-0	0-0	0	0	2	0	0	0	0	3
TEAM				2							
Totals	25-51	8-17	19-21	25	10	77	12	13	2	3	200

KENTUCKY (12-3, 2-1)

Player	FGs	3FGs	FTs	Rb	Pf	Pts	A	T	B	S	MP
Toppin	1-4	0-0	0-0	2	0	2	0	1	0	0	17
Washington	8-13	0-1	1-1	5	2	17	17	2	0	2	37
Brooks	6-8	0-0	2-2	2	2	14	1	0	1	0	30
Grady	4-13	1-7	0-0	2	2	9	1	2	0	2	39
Tshiebwwe	13-20	0-0	3-4	17	4	29	1	0	2	1	39
Mintz	7-10	5-7	0-0	0	3	19	2	1	0	0	30
Allen	0-0	0-0	0-0	0	0	0	0	0	0	0	1
Hopkins	0-1	0-0	0-0	0	2	0	1	1	0	1	6
Ware	1-1	0-0	0-0	0	1	2	0	0	0	0	1
TEAM				3							
Totals	40-70	6-15	6-7	31	16	92	23	7	3	6	200

Score by Periods	1st	2nd	Tot.	Deadball Rebs.	Tot.
Georgia	37	40	77	Georgia	2
Kentucky	40	52	92	Kentucky	1

Officials: Anthony Jordan, Rob Rorke, Owen Shortt. Att.: 19343.

	UGA	UK
Points in the paint	26	46
Points off turnovers	7	17
2nd chance points	6	15
Bench points	11	21

16**Mississippi State 88,
Georgia 72**
1/12/22 • Starkville, Miss.**GEORGIA (5-11, 0-3)**

Player	FGs	3FGs	FTs	Rb	Pf	Pts	A	T	B	S	MP
Oquendo	9-17	2-5	8-11	6	2	28	0	6	0	2	36
Cook	1-7	0-1	2-2	6	1	4	4	5	1	0	34
Etter	2-2	1-1	0-0	3	4	5	0	0	0	0	24
Baumann	5-12	3-10	2-2	5	0	15	0	0	1	0	31
Bridges	1-5	0-0	1-2	7	2	3	2	1	0	0	26
Abdur-Rahim	4-10	0-3	5-6	5	4	13	0	0	0	0	20
Wright	1-2	0-0	2-2	0	0	4	2	0	0	0	17
Taylor	0-0	0-0	0-0	2	1	0	0	2	0	2	12
TEAM				3							
Totals	23-55	6-20	20-25	37	14	72	8	15	2	4	200

MISSISSIPPI STATE (11-4, 2-1)

Player	FGs	3FGs	FTs	Rb	Pf	Pts	A	T	B	S	MP
Molinar	11-18	1-2	5-6	3	2	28	7	1	1	2	34
Moore	3-10	2-6	0-0	2	2	8	2	1	0	2	29
Matthews	5-6	0-1	0-1	4	3	10	4	0	2	3	29
Brooks	2-7	0-2	0-1	4	2	4	1	0	4	0	26
Jeffries	3-7	1-3	0-1	5	4	7	5	1	3	0	28
Watts	3-7	1-4	0-0	1	1	7	0	0	0	0	12
Davis	5-7	0-0	2-3	6	3	12	1	1	0	2	19
Carter	1-3	0-0	0-0	3	0	2	0	0	0	0	4
Garcia	4-4	0-0	2-3	4	0	10	1	3	0	0	13
Fountain	0-1	0-0	0-0	1	1	0	0	1	0	0	6
Stansbury	0-0	0-0	0-0	0	0	0	0	0	0	0	0+
TEAM				2							
Totals	37-70	5-18	9-15	35	18	88	21	8	10	9	200

Score by Periods	1st	2nd	Tot.	Deadball Rebs.	Tot.
Georgia	36	36	72	Georgia	3
Miss. State	35	53	88	Miss. State	1

Officials: K.B. Burdett, Jr., Tony Greene, Doug Shows. Att.: 5974.

	UGA	MSU
Points in the paint	28	58
Points off turnovers	12	20
2nd chance points	16	22
Bench points	17	31

17**Vanderbilt 73,
Georgia 66**
1/15/22 • Athens, Ga.**VANDERBILT (10-6, 2-2)**

Player	FGs	3FGs	FTs	Rb	Pf	Pts	A	T	B	S	MP
Pippen	3-12	0-5	7-8	0	3	13	7	3	0	3	32
Wright	8-13	4-7	0-0	12	2	20	6	2	0	2	34
Dezonia	2-2	1-1	0-0	0	0	5	0	1	0	0	12
Stute	3-5	2-4	1-2	1	1	9	2	1	0	0	28
Millora-Brown	5-5	0-0	1-4	6	2	11	0	0	3	0	20
Lawrence	2-5	1-3	1-4	3	1	6	0	1	0	1	21
Dorsey	0-4	0-4	0-0	0	2	0	0	0	0	0	12
Thomas	1-6	1-5	0-0	0	0	3	2	1	0	0	19
Frank	0-0	0-0	0-0	1	0	0	0	0	0	0	3
Mann	3-4	0-1	0-1	3	2	6	0	0	1	2	19
TEAM				2							
Totals	27-56	9-30	10-19	28	13	73	17	9	4	8	200

19

**S. Carolina 83,
Georgia 66**
1/22/22 • Columbia, S.C.

GEORGIA (5-14, 0-6)

Player	FGs	3FGs	FTs	Rb	Pf	Pts	A	T	B	S	MP
Oquendo	0-5	0-1	0-0	2	3	0	0	4	0	0	15
Cook	1-6	0-2	0-0	2	4	2	7	5	1	1	30
Etter	1-1	0-0	0-0	2	2	2	0	1	0	1	29
Baumann	3-12	3-12	5-5	3	4	14	1	1	0	0	26
Bridges	8-11	0-0	4-6	5	3	20	0	4	0	0	33
Abdur-Rahim	2-4	0-1	5-5	5	2	9	0	0	0	1	19
Wright	0-2	0-1	10-12	1	3	10	2	2	0	0	30
Taylor	1-1	0-0	0-0	2	0	2	0	1	0	0	5
Ridgnal	2-4	2-3	1-2	4	3	7	1	0	0	0	13
TEAM				5							
Totals	18-46	5-20	25-30	31	24	66	11	18	1	3	200

S. CAROLINA (11-7, 2-4)

Player	FGs	3FGs	FTs	Rb	Pf	Pts	A	T	B	S	MP
Reese	2-10	0-7	0-0	4	0	4	3	0	0	0	30
Stevenson	6-11	3-7	5-6	4	2	20	4	2	0	1	29
Leveque	2-4	0-0	0-0	7	4	4	1	2	1	0	16
Carter	3-6	1-3	0-0	0	2	7	0	0	1	1	9
Bryant	6-10	2-4	5-6	3	3	19	2	2	0	1	20
Wright	1-3	0-1	4-4	2	2	6	4	1	0	0	20
Carter	0-3	0-2	0-0	0	0	0	0	1	0	0	8
Minott	0-0	0-0	0-0	1	0	0	0	0	0	0	1
Couisnard	5-10	2-5	3-4	3	2	15	2	1	0	3	23
Wilson	1-2	0-0	1-2	2	3	3	0	0	0	1	10
Martin	0-0	0-0	0-0	0	0	0	1	1	0	0	2
Gray	0-0	0-0	2-2	5	3	2	0	0	2	0	11
Woodley	1-1	0-0	1-2	5	3	3	0	0	3	2	21
TEAM				1							
Totals	27-60	8-29	21-26	37	24	83	17	11	7	9	200

Score by Periods	1st	2nd	Tot.	Deadball Rebs.	Tot.
Georgia	42	24	66	Georgia	2
S. Carolina	36	47	83	S. Carolina	1

Officials: Jeb Hartness, Josue Nieves, Terry Oglesby. Att.: 10478.

	UGA	SC
Points off turnovers	8	16
Points in the paint	26	30
2nd chance points	0	6
Bench points	28	29

20

**Georgia 82,
Alabama 76**
1/25/22 • Athens, Ga.

ALABAMA (13-7, 4-4)

Player	FGs	3FGs	FTs	Rb	Pf	Pts	A	T	B	S	MP
Davison	3-7	0-3	1-2	5	3	7	7	2	2	1	29
Shackelford	6-10	6-9	2-4	3	3	20	2	5	1	0	37
Bediako	4-5	0-0	0-0	8	3	8	1	2	2	1	21
Ellis	5-11	1-5	4-6	9	3	15	3	2	2	4	26
Rojas	2-7	1-4	3-5	3	5	8	2	3	0	1	24
Gurley	5-7	0-1	1-1	6	3	11	0	2	0	1	17
Holt	0-0	0-0	0-0	1	0	0	0	1	0	0	1
Miles	0-4	0-3	2-2	1	0	2	0	0	0	0	12
Quinerly	2-9	1-7	0-0	3	3	5	3	2	0	1	25
Johnson	0-2	0-2	0-0	1	0	0	0	0	0	0	8
TEAM				1							
Totals	27-62	9-34	13-20	41	23	76	18	19	7	9	200

GEORGIA (6-14, 1-6)

Player	FGs	3FGs	FTs	Rb	Pf	Pts	A	T	B	S	MP
Oquendo	4-11	1-4	2-3	7	2	11	2	4	0	1	31
Cook	5-14	1-6	4-5	1	3	15	4	1	0	1	35
Etter	3-3	2-2	0-0	1	4	8	2	2	0	1	17
Baumann	2-3	2-3	0-0	0	3	6	3	1	0	0	19
Bridges	5-8	0-0	3-3	5	5	13	1	1	1	1	19
Abdur-Rahim	1-6	1-3	10-11	5	2	13	0	1	0	1	18
McMillan	2-2	0-0	3-6	1	0	7	0	1	0	0	14
Wright	1-3	1-2	2-2	3	0	5	3	2	0	0	21
Ridgnal	2-6	0-3	0-0	5	1	4	1	0	0	0	26
TEAM				4							
Totals	25-56	8-23	24-30	32	20	82	16	14	1	5	200

Score by Periods	1st	2nd	Tot.	Deadball Rebs.	Tot.
Alabama	42	34	76	Alabama	3
Georgia	36	46	82	Georgia	3

Officials: James Breeding, Olandis Poole, Joe Lindsay. Att.: 6703.

	UA	UGA
Points in the paint	36	32
Points off turnovers	14	23
2nd chance points	17	13
Bench points	18	29

21

**Vanderbilt 85,
Georgia 77**
1/29/22 • Nashville, Tenn.

GEORGIA (5-16, 1-7)

Player	FGs	3FGs	FTs	Rb	Pf	Pts	A	T	B	S	MP
Oquendo	4-5	0-1	7-7	2	2	15	0	2	0	0	21
Cook	7-12	1-2	3-5	0	3	18	4	1	0	0	27
Etter	2-5	0-1	0-0	5	3	4	3	1	0	2	32
Baumann	4-10	3-9	4-5	9	3	15	2	2	0	0	35
Bridges	7-8	0-0	0-0	5	3	14	3	2	0	0	28
Abdur-Rahim	1-4	0-1	1-2	3	5	3	1	2	0	0	15
McMillan	2-3	0-0	2-2	2	0	6	0	0	0	0	11
Wright	0-2	0-0	0-0	1	2	0	3	2	0	0	19
Ridgnal	1-5	0-3	0-0	5	2	2	1	0	0	1	12
TEAM				1							
Totals	28-54	4-17	17-21	32	23	77	17	13	0	3	200

VANDERBILT (11-9, 3-5)

Player	FGs	3FGs	FTs	Rb	Pf	Pts	A	T	B	S	MP
Pippen	7-14	2-5	7-10	1	2	23	9	2	1	2	31
Chatman	4-8	2-5	2-2	4	1	12	1	0	0	1	21
Wright	4-9	2-3	5-8	5	3	15	3	0	0	1	33
Stute	4-7	3-5	0-1	6	3	11	0	1	0	0	35
Millora-Brown	3-4	0-0	2-5	2	4	8	1	0	1	1	24
Lawrence	2-4	1-2	0-0	3	2	5	1	2	0	0	14
Dezonia	0-0	0-0	0-0	0	1	0	0	1	0	0	3
Thomas	1-2	1-2	0-0	1	4	3	1	0	0	0	12
Frank	1-2	0-0	0-0	1	0	2	0	1	1	0	6
Mann	2-5	1-1	1-2	3	1	6	1	1	1	0	12
Weikert	0-0	0-0	0-0	1	0	0	0	0	0	0	9
TEAM				2							
Totals	28-55	12-23	17-28	29	21	85	17	8	4	5	200

Score by Periods	1st	2nd	Tot.	Deadball Rebs.	Tot.
Georgia	36	41	77	Georgia	2
Vanderbilt	46	39	85	Vanderbilt	5

Officials: Anthony Jordan, Jason Baker, Wil Howard. Att.: 6687.

	UGA	VU
Points in the paint	44	24
Points off turnovers	13	17
2nd chance points	4	6
Bench points	11	16



1 JABRI ABDUR-RAHIM

6-8 • 210 • SOPH. • SOUTH ORANGE, N.J. • TR.-VIRGINIA • JOURNALISM (INTENDED)

SEASON & CAREER HIGHS

POINTS

SEASON 20 vs. Wofford (11/28/21)

CAREER 20 vs. Wofford (11/28/21)

REBOUNDS

SEASON 5 4X, last Alabama (1/25/22)

CAREER 5 4X, last Alabama (1/25/22)

ASSISTS

SEASON 1 6X, last Vanderbilt (1/29/22)

CAREER 1 8X, last Vanderbilt (1/29/22)

BLOCKS

SEASON 2 vs. Cincinnati (11/13/21)

CAREER 2 vs. Cincinnati (11/13/21)

STEALS

SEASON 1 6X, last Alabama (1/25/22)

CAREER 1 7X, last Alabama (1/25/22)

MINUTES

SEASON 27 vs. Virginia (11/22/21)

CAREER 27 vs. Virginia (11/22/21)

FIELD GOALS MADE

SEASON 6 vs. Wofford (11/28/21)

CAREER 6 vs. Wofford (11/28/21)

FIELD GOALS ATTEMPTED

SEASON 10 vs. Miss. St. (1/12/22)

10 vs. W. Carolina (12/20/21)

CAREER 10 vs. Miss. St. (1/12/22)

10 vs. W. Carolina (12/20/21)

3-POINTERS MADE

SEASON 4 vs. Wofford (11/28/21)

CAREER 4 vs. Wofford (11/28/21)

3-POINTERS ATTEMPTED

SEASON 9 vs. G. Mason (12/18/21)

CAREER 9 vs. G. Mason (12/18/21)

FREE THROWS MADE

SEASON 10 vs. Alabama (1/25/22)

CAREER 10 vs. Alabama (1/25/22)

FREE THROWS ATTEMPTED

SEASON 11 vs. Alabama (1/25/22)

CAREER 11 vs. Alabama (1/25/22)

MISCELLANEOUS STATS

DOUBLE-DIGIT POINTS

SEASON 6 CAREER 6

DOUBLE-DIGIT REBOUNDS

SEASON - CAREER -

20-POINT GAMES

SEASON 1 CAREER 1

2021-22 SEASON HIGHLIGHTS:

- ♦ In the first two games, played 35 minutes (one less than his entire freshman year), scored six points (one less than at UVA) and grabbed six boards (four more than at UVA).
- ♦ Notched his first double-digit scoring performance with a perfect night from the field against Ga. Tech.
- ♦ Popped a career-high 20 points in 18 MP against Wofford and bettered his previous career-high against GT in the first half alone. Canned a long 3-pointer at the buzzer to finish with 12 points in the opening period.
- ♦ Knocked down a 3-pointer with 1:56 left that put Georgia up for good in the upset of No. 18 Memphis.
- ♦ Combined stats in first 14 CBB games: 2.3 ppg, .214 FG pct & .125 3FG pct.
- ♦ Combined stats in next three CBB games: 15.0 ppg, .650 FG pct. & .600 3FG pct.
- ♦ Recorded his first double-digit scoring output in league play with 13 points at Mississippi State...and matched that effort against Alabama.
- ♦ Among SEC stat leaders, ranked No. 9 in FT pct. for all games (.791) and No. 4 in SEC games only (.865).

CAREER HIGHLIGHTS:

- ♦ **AS A FRESHMAN AT VIRGINIA IN 2020-21**, played in eight contests and helped the Cavaliers capture the ACC regular-season title.
- ♦ **PRIOR TO UVA**, coached by Joe Mantegna at the Blair Academy in Blairstown, N.J., as a junior and a senior.
- ♦ Named 2019 New Jersey Gatorade Player of the Year following his junior year.
- ♦ A consensus top-50 prospect in the Class of 2020 – No. 38 by both ESPN.com and in the 247Sports.com composite, No. 41 by 247Sports.com and No. 45 by rivals.com.
- ♦ Twice earned All-America accolades for his class from MaxPreps, securing third-team Freshman All-America honors in 2017 and honorable mention Sophomore All-America recognition in 2018.
- ♦ Played in only two games as a senior due to a foot injury.
- ♦ As a junior, averaged 16.0 points and 8.7 boards per game while leading Blair's Buccaneers to a 28-3 record and the New Jersey Prep A state title.
- ♦ His father, Shareef, is an Atlanta native who starred at Wheeler High and collegiately at Cal. The President of the NBA G League, Shareef was the No. 3 overall selection in the 1996 NBA Draft and went on to average 18.1 points per game in 12 seasons with Vancouver, Atlanta, Portland and Sacramento. He also was Gold medalist in the 2000 Olympics and an NBA All-Star in 2002.
- ♦ His uncle Amir was an assistant coach on the Georgia staff during Tom Crean's first season in Athens (2018-19) before being named the head coach at Kennesaw State.

▶ GAME-BY-GAME LINESCORES

Opponent	FGs	3FGs	FTs	OR	DRRB	PF	PT	A	TO	B	S	MP
FIU	* 0-5	0-3	2-2	1	2	3	1	2	0	3	0	16
at Cincinnati	1-4	0-2	2-2	0	3	3	2	4	0	0	2	18
S.C. STATE	1-7	0-2	0-0	0	4	4	1	2	0	2	0	19
GA. TECH	3-3	2-2	2-4	1	2	3	3	10	0	0	0	22
vs. Virginia	* 1-6	0-3	2-2	1	3	4	2	4	0	0	1	27
vs. Northwestern	* 1-7	0-5	1-4	2	1	3	3	3	0	1	1	17
WOFFORD	6-7	4-5	4-5	1	3	4	0	20	0	2	0	18
MEMPHIS	4-8	3-6	4-7	0	2	2	1	15	1	0	0	23
JACKSONVILLE	3-5	2-4	2-2	0	1	1	1	10	1	0	0	17
G. MASON	3-9	3-9	0-0	0	1	1	2	9	1	2	0	22
W. CAROLINA	4-10	1-3	0-0	1	1	2	1	9	0	0	0	16
ETSU	1-6	1-5	0-0	0	3	3	2	3	1	1	0	17
GARDNER-WEBB	1-2	1-2	2-2	1	3	4	4	5	0	1	0	16
TEXAS A&M	1-6	1-4	6-7	5	0	5	0	9	0	3	1	19
at Kentucky	1-3	1-2	3-4	0	3	3	1	6	0	3	1	16
at Mississippi St.	4-10	0-3	5-6	3	2	5	4	13	0	0	0	20
VANDERBILT	1-4	0-3	2-2	0	2	2	2	4	0	1	1	19
at Auburn	2-7	0-1	0-0	3	1	4	0	4	1	2	1	16
at S. Carolina	2-4	0-1	5-5	0	5	5	2	9	0	0	0	19
ALABAMA	1-6	1-3	10-11	1	4	5	2	13	0	1	0	18
at Vanderbilt	1-4	0-1	1-2	2	1	3	5	3	1	2	0	15
ARKANSAS												
AUBURN												
at Florida												
S. CAROLINA												
at LSU												
OLE MISS												
at Texas A&M												
FLORIDA												
TENNESSEE												
at Missouri												

▶ OVERALL CAREER STATISTICS

	GP-GS	MP-Avg.	FGs	Pct.	3FGs	Pct.	FTs	Pct.	O+R=Tot.-Avg.	PF-D	A	TO	BL	ST	Pts.-Avg.
2020-21	8-0	35-4.4	2-10	.200	1-7	.143	2-2	1.000	0+2=2-0.3	7-0	2	1	1	1	7-0.9
2021-22	21-3	390-18.6	42-123	.341	20-69	.290	53-67	.791	22+47=69-3.3	39-1	6	24	8	6	157-7.5
TOTALS	29-3	425-14.7	44-133	.331	21-76	.276	55-69	.797	22+49=71-2.4	46-1	8	25	9	7	164-5.7

▶ SEC CAREER STATISTICS

	GP-GS	MP-Avg.	FGs	Pct.	3FGs	Pct.	FTs	Pct.	O+R=Tot.-Avg.	PF-D	A	TO	BL	ST	Pts.-Avg.
2021-22	8-0	142-17.8	13-44	.295	3-18	.167	32-37	.865	14+18=32-4.0	16-11	2	12	4	3	61-7.6
TOTALS	8-0	142-17.8	13-44	.295	3-18	.167	32-37	.865	14+18=32-4.0	16-11	2	12	4	3	61-7.6

2 CAM McDOWELL

SEASON & CAREER HIGHS

SEASON 1 vs. Gardner-Webb (12/29/21)

CAREER 1 vs. Gardner-Webb (12/29/21)

SEASON 2 vs. Gardner-Webb (12/29/21)

CAREER 2 vs. Gardner-Webb (12/29/21)

SEASON 2 vs. Gardner-Webb (12/29/21)

CAREER 2 vs. Gardner-Webb (12/29/21)

SEASON -

CAREER —

SEASON 1 vs. Gardner-Webb (12/29/21)

CAREER 1 vs. Gardner-Webb (12/29/21)

SEASON 14 vs. Gardner-Webb (12/29/21)

CAREER 14 vs. Gardner-Webb (12/29/21)

SEASON -

CAREER —

SEASON 3 vs. Gardner-Webb (12/29/21)

CAREER 3 vs. Gardner-Webb (12/29/21)

SEASON -

CAREER —

SEASON 1 vs. Gardner-Webb (12/29/21)

CAREER 1 vs. Gardner-Webb (12/29/21)

SEASON 1 vs. Gardner-Webb (12/29/21)

CAREER 1 vs. Gardner-Webb (12/29/21)

SEASON 2 vs. Gardner-Webb (12/29/21)

CAREER 2 vs. Gardner-Webb (12/29/21)

MISCELLANEOUS STATS

DOUBLE-DIGIT POINTS

SEASON	-	CAREER	-
--------	---	--------	---

DOUBLE-DIGIT REBOUNDS

SEASON	=	CAREER	=
--------	---	--------	---

- ◇ Logged PT in both of the Bulldogs' preseason exhibitions.
- ◇ Checked in to his first regular-season game at the 13:43 mark of the first half of the Gardner-Webb game, drawing high fives from teammates on his way to do so.
- ◇ Active in his first collegiate outing against Gardner-Webb with a pair of boards, a pair of assists and a steal.
- ◇ Missed the Texas A&M and Kentucky games due to a non-COVID illness.
- ◇ Returned to dress out at Mississippi State but has not seen additional action.

- ◇ **PRIOR TO UGA**, coached by Mike Thompson as a junior and senior at McEachern High.
- ◇ Voted All-State for 7A South by the Georgia Athletic Coaches Association in both 2020 and 2021.
- ◇ Tabbed first-team All-State for Class 7A by the Atlanta Journal-Constitution as a senior.
- ◇ As a senior, averaged 21.3 points, 8.2 rebounds and 5.4 assists per game for the Indians, who finished 24-5 and reached to the semis of the Georgia 7A state tournament.
- ◇ Coached by Bryan Lippman and Omar Gonzalez at Lincoln Academy in Suwanee, Ga., as a sophomore during the 2018-19 season where his teammates included four current D-I players Georgia teammate Dalen Ridginal, as well as Frank Anselem (Syracuse), Elias King (Middle Tennessee) and Moulave Sissoko (Dayton).

[illegible]

	GP-GS	MP-Avg.	FGs	Pct.	3FGs	Pct.	FTs	Pct.	O+R=Tot.-Avg.	PF-D	A	TO	BL	ST	Pts.-Avg.
2021-22	1-0	14-14.0	0-3	.000	0-1	.000	1-2	.500	0+2=2-2.0	2-0	2	1	0	1	1-1.0
TOTALS	1-0	14-14.0	0-3	.000	0-1	.000	1-2	.500	0+2=2-2.0	2-0	2	1	0	1	1-1.0

[illegible]



3 KARIO OQUENDO

6-4 • 215 • SOPH. • TITUSVILLE, FLA. • TR.-FLORIDA SOUTHWESTERN ST. • HOUSING MANAGEMENT & POLICY

SEASON & CAREER HIGHS

POINTS

SEASON 28 vs. Miss. St. (1/12/22)

CAREER 28 vs. Miss. St. (1/12/22)

REBOUNDS

SEASON 7 3X last Alabama (1/25/22)

CAREER 7 3X last Alabama (1/25/22)

ASSISTS

SEASON 3 vs. Ga. Tech (11/19/21)

CAREER 3 vs. Ga. Tech (11/19/21)

BLOCKS

SEASON 3 vs. Wofford (11/28/21)

CAREER 3 vs. Wofford (11/28/21)

STEALS

SEASON 4 vs. S.C. State (11/16/21)

CAREER 4 vs. S.C. State (11/16/21)

MINUTES

SEASON 36 3X last Miss. St. (1/12/22)

CAREER 36 3X last Miss. St. (1/12/22)

FIELD GOALS MADE

SEASON 9 3X last Miss. St. (1/12/22)

CAREER 9 3X last Miss. St. (1/12/22)

FIELD GOALS ATTEMPTED

SEASON 17 vs. Miss. St. (1/12/22)

CAREER 17 vs. Miss. St. (1/12/22)

3-POINTERS MADE

SEASON 2 6X, last Miss. St. (1/12/22)

CAREER 2 6X, last Miss. St. (1/12/22)

3-POINTERS ATTEMPTED

SEASON 6 vs. ETSU (12/22/21)

6 vs. Memphis (12/1/21)

CAREER 6 vs. ETSU (12/22/21)

6 vs. Memphis (12/1/21)

FREE THROWS MADE

SEASON 8 vs. Miss. St. (1/12/22)

CAREER 8 vs. Miss. St. (1/12/22)

FREE THROWS ATTEMPTED

SEASON 11 vs. Miss. St. (1/12/22)

CAREER 11 vs. Miss. St. (1/12/22)

MISCELLANEOUS STATS

DOUBLE-DIGIT POINTS

SEASON 12 CAREER 12

DOUBLE-DIGIT REBOUNDS

SEASON - CAREER -

20-POINT GAMES

SEASON 5 CAREER 5

2021-22 SEASON HIGHLIGHTS:

- ♦ Tied for team-high scoring honors in exhibition outing against Morehouse, putting up 12 points.
- ♦ Scored nine points in the season opener versus FIU, with five of those coming in the final 5:20.
- ♦ Put up 17 points against S.C. State, headlined by a trio of highlight reel breakaway dunks.
- ♦ Earned his way onto SportsCenter on back-to-back Tuesday with a pair of highlight reel dunks. On Nov. 16, his uncontested windmill versus S.C. State came in at No. 3. On Nov. 23, his posterization of a 6-9 Northwestern defender was featured at No. 6.
- ♦ Exploded for a 24 points in an efficient manner (.692 FG pct.) in upset of No. 18 Memphis.
- ♦ In his quintet of 20-point performances, shooting 58.0 percent (40-of-69) from the field and 82.4 percent (28-of-34) from the line.
- ♦ With a career-high 28 points at Mississippi State, became the first Bulldog with three-straight 20-point outings since Anthony Edwards did so in 2020.
- ♦ Missed the Auburn game due to a lower body injury.
- ♦ In stats for SEC games only, ranks No. 9 in scoring (14.7 ppg), No. 10 in FG pct. (.486) and No. 6 in FT pct. (.853).

CAREER HIGHLIGHTS:

- ♦ **AS A FRESHMAN AT FLORIDA SOUTHWESTERN STATE IN 2020-21**, coached by Eric Murphey and earned first-team All-Southern Conference accolades after reaching double figures in 18 of 23 games.
- ♦ Averaged 13.5 points per game for the Buccaneers. Upped his contributions in conference play to 15.3 points.
- ♦ Posted 22.0 points per game in four outings against ranked foes while shooting 63.6 percent from the field and 52.6 percent from behind the 3-point arc.
- ♦ Posted his career-high tallies with 31 points and 10 rebounds against No. 16 Indian River on Feb. 13, which also resulted in his first career double-double.
- ♦ **PRIOR TO FSW**, coached by Kyle Gilreath at Astronaut High as a junior and named 2019 Brevard County Class 5A Player of the Year in balloting of the area's coaches.
- ♦ Enrolled at Florida SouthWestern College in January 2020 and bypassed his senior season at Astronaut.
- ♦ As a junior, averaged 21.2 points and 8.3 rebounds per game for the War Eagles and scored his 1,000th career point during his final game.
- ♦ Selected to the 2018 and 2019 All-Cape Coast Conference team, an 11-player squad featuring players from Brevard County's 16 public high schools.
- ♦ Coached by Chris Bainbridge as a freshman and sophomore at Titusville High, where he helped the Terriers to a 26-3 finish and the "Sweet 16" round of the FHSAA Class 6A state tourney as a freshman.

▶ GAME-BY-GAME LINESCORES

Opponent	FGs	3FGs	FTs	OR	DRRB	PF	PT	A	TO	B	S	MP
FIU	* 3-6	0-1	3-7	1	3	4	1	9	0	3	1	0 25
at Cincinnati	* 0-3	0-0	0-0	0	3	3	2	0	0	2	0	0 26
S.C. STATE	* 7-13	2-5	1-3	3	1	4	1	17	1	0	1	4 30
GA. TECH	* 3-10	0-4	0-2	0	1	1	3	6	3	2	1	1 30
vs. Virginia	* 4-7	1-4	0-0	2	0	2	3	9	0	1	0	0 21
vs. Northwestern	* 5-7	2-4	0-1	0	2	2	1	12	2	3	1	1 29
WOFFORD	* 5-8	0-3	0-1	0	3	3	3	10	1	1	3	1 21
MEMPHIS	* 9-13	2-6	4-5	0	4	4	0	24	0	2	1	2 36
JACKSONVILLE	* 2-9	0-3	3-4	1	5	6	2	7	2	6	1	3 23
G. MASON	* 3-12	0-4	2-3	2	3	5	3	8	0	2	0	0 28
W. CAROLINA	* 6-13	2-5	7-7	1	6	7	1	21	1	2	0	1 28
ETSU	* 5-12	2-6	3-4	1	2	3	3	15	1	1	0	2 24
GARDNER-WEBB	* 4-11	0-3	4-6	2	3	5	2	12	0	2	1	1 28
TEXAS A&M	* 9-12	0-2	3-4	1	4	5	3	21	0	3	1	1 36
at Kentucky	* 7-14	1-5	7-7	0	7	7	2	22	0	2	1	0 34
at Mississippi St.	* 9-17	2-5	8-11	2	4	6	2	28	0	6	0	2 36
VANDERBILT	* 2-8	0-3	2-2	0	4	4	1	6	2	2	0	0 24
at Auburn	DNP											
at S. Carolina	* 0-5	0-1	0-0	0	2	2	3	0	0	4	0	0 15
ALABAMA	* 4-11	1-4	2-3	1	6	7	2	11	2	4	0	1 31
at Vanderbilt	* 4-5	0-1	7-7	0	2	2	2	15	0	2	0	0 21
ARKANSAS												
AUBURN												
at Florida												
S. CAROLINA												
at LSU												
OLE MISS												
at Texas A&M												
FLORIDA												
TENNESSEE												
at Missouri												

▶ OVERALL CAREER STATISTICS

	GP-GS	MP-Avg.	FGs	Pct.	3FGs	Pct.	FTs	Pct.	O+R=Tot.-Avg.	PF-D	A	TO	BL	ST	Pts.-Avg.
2021-22	20-20	546-27.3	91-196	.464	15-69	.217	56-77	.727	17+65=82-4.1	40-0	15	50	12	20	253-12.7
TOTALS	20-20	546-27.3	91-196	.464	15-69	.217	56-77	.727	17+65=82-4.1	40-0	15	50	12	20	253-12.7

▶ SEC CAREER STATISTICS

	GP-GS	MP-Avg.	FGs	Pct.	3FGs	Pct.	FTs	Pct.	O+R=Tot.-Avg.	PF-D	A	TO	BL	ST	Pts.-Avg.
2021-22	7-7	197-28.1	35-72	.486	4-21	.190	29-34	.853	4+29=33-4.7	15-0	4	23	2	4	103-14.7
TOTALS	7-7	197-28.1	35-72	.486	4-21	.190	29-34	.853	4+29=33-4.7	15-0	4	23	2	4	103-14.7



4 TYRON McMILLAN

6-9 • 220 • JR. • NEW ORLEANS, LA. • TR.-KILGORE (TEXAS) COLLEGE • SOCIOLOGY

SEASON & CAREER HIGHS

POINTS

SEASON 8 vs. Virginia (11/22/21)

CAREER 8 vs. Virginia (11/22/21)
8 vs. Vanderbilt (2/6/21)

REBOUNDS

SEASON 5 vs. Wofford (11/28/21)

CAREER 8 vs. North Georgia (12/2/20)

ASSISTS

SEASON 2 vs. ETSU (12/22/21)

CAREER 2 vs. ETSU (12/22/21)

BLOCKS

SEASON -

CAREER 1 vs. Northeastern (12/22/20)

STEALS

SEASON 1 vs. Texas A&M (1/4/22)

1 vs. Northwestern (11/23/21)

CAREER 16X, last Northwestern (11/23/21)

MINUTES

SEASON 14 vs. Alabama (1/25/22)

14 vs. Wofford (11/28/21)

CAREER 15 vs. Samford (12/12/20)

FIELD GOALS MADE

SEASON 3 vs. Virginia (11/22/21)

CAREER 3 vs. Virginia (11/22/21)

FIELD GOALS ATTEMPTED

SEASON 6 vs. Virginia (11/22/21)

CAREER 6 vs. Virginia (11/22/21)

3-POINTERS MADE

SEASON -

CAREER -

3-POINTERS ATTEMPTED

SEASON 1 vs. Virginia (11/22/21)

CAREER 1 vs. Virginia (11/22/21)

1 vs. Florida (2/20/21)

1 vs. Auburn (2/2/21)

FREE THROWS MADE

SEASON 3 vs. Alabama (1/25/22)

CAREER 4 vs. Vanderbilt (2/6/21)

4 vs. North Georgia (12/2/20)

FREE THROWS ATTEMPTED

SEASON 6 vs. Alabama (1/25/22)

CAREER 6 vs. Alabama (1/25/22)

MISCELLANEOUS STATS

DOUBLE-DIGIT POINTS

SEASON - CAREER -

DOUBLE-DIGIT REBOUNDS

SEASON - CAREER -

2021-22 SEASON HIGHLIGHTS:

- ♦ Posted a "+/-" of "+5" in four minutes of playing time against FIU and Cincinnati.
- ♦ Matched his career high with eight points – four of those coming on thunderous dunks – against Virginia.
- ♦ Double-digit minutes in consecutive outings against Virginia, Northwestern and Wofford...after averaging 3.0 mpg in the first four games, including a DNP.
- ♦ Scored seven points and matched his season high with 14 minutes against Alabama.
- ♦ Back-to-back double-digit MP against Alabama and at Vanderbilt and 6.5 ppg on 80.0 percent FT shooting.

CAREER HIGHLIGHTS:

- ♦ **AS A SOPHOMORE IN 2020-21**, played in 20 outings with starts in home outings against Samford and Auburn.
- ♦ Active against North Georgia, scoring six points and grabbing eight boards in 13 minutes of PT.
- ♦ After scoring nine points in 41 combined minutes in Georgia's first 10 SEC outings (with two DNPs), put up a career-high eight points in seven MP versus Vanderbilt.
- ♦ **PRIOR TO UGA**, coached by Brian Hoberecht at Kilgore during the 2018-19 and 2019-20 seasons.
- ♦ Ranked as the No. 11 junior college prospect in the nation by 247Sports.com, as well as the No. 21 prospect by jucorecruiting.com.
- ♦ Did not play during 2018-19 to retain freshman eligibility.
- ♦ Started 27 of 29 games in 2019-20 and named honorable mention All-Region 14 after averaging 10.4 points and 5.7 boards for the Rangers, who finished 21-9.
- ♦ Notched 15 double-figure scoring outputs, with a pair of 20-point outputs.
- ♦ **PRIOR TO KILGORE**, coached by Larry Skinner at Benjamin Davis High in Houston.
- ♦ Named All-District 16, 6A as both a junior and a senior, earning first-team recognition as a senior and second-team status as a junior.

▶ GAME-BY-GAME LINESCORES

Opponent	FGs	3FGs	FTs	OR	DRRB	PF	PT	A	TO	B	S	MP
FIU	0-1	0-0	2-2	2	0	2	0	2	0	1	0	2
at Cincinnati	0-0	0-0	0-0	0	0	0	0	0	0	0	0	2
S.C. STATE	DNP											
GA. TECH	1-3	0-0	0-0	1	0	1	0	2	0	0	0	5
vs. Virginia	3-6	0-1	2-2	0	2	2	0	8	0	0	0	12
vs. Northwestern	0-2	0-0	2-2	0	3	3	0	2	0	1	0	13
WOFFORD	1-1	0-0	0-0	0	5	5	3	2	0	1	0	14
MEMPHIS	0-0	0-0	0-0	0	0	0	2	0	1	0	0	8
JACKSONVILLE	0-0	0-0	1-2	0	1	1	0	1	0	0	0	6
G. MASON	0-0	0-0	0-0	0	0	0	0	0	0	0	0	7
W. CAROLINA	0-0	0-0	0-0	1	1	2	0	0	0	1	0	13
ETSU	1-3	0-0	0-2	3	0	3	0	2	2	1	0	13
GARDNER-WEBB	0-1	0-0	0-0	2	1	3	2	0	0	0	0	7
TEXAS A&M	0-0	0-0	0-0	0	0	0	1	0	0	1	0	7
at Kentucky	0-0	0-0	0-0	0	0	0	0	0	0	0	0	3
at Mississippi St.	DNP											
VANDERBILT	0-0	0-0	0-0	0	0	0	0	0	0	1	0	2
at Auburn	DNP											
at S. Carolina	DNP											
ALABAMA	2-2	0-0	3-6	0	1	1	0	7	0	1	0	14
at Vanderbilt	2-3	0-0	2-2	1	1	2	0	6	0	0	0	11
ARKANSAS												
AUBURN												
at Florida												
S. CAROLINA												
at LSU												
OLE MISS												
at Texas A&M												
FLORIDA												
TENNESSEE												
at Missouri												

▶ OVERALL CAREER STATISTICS

	GP-GS	MP-Avg.	FGs	Pct.	3FGs	Pct.	FTs	Pct.	O+R=Tot.-Avg.	PF-D	A	TO	BL	ST	Pts.-Avg.
2020-21	20-2	137-6.9	13-28	.464	0-2	.000	12-17	.706	6+20=26-1.3	18-0	1	10	1	4	38-1.9
2021-22	17-0	139-8.2	10-22	.455	0-1	.000	12-18	.667	10+15=25-1.5	8-0	3	8	0	2	32-1.9
TOTALS	37-2	276-7.5	23-50	.460	0-3	.000	24-35	.686	16+35=51-1.4	26-0	4	18	1	6	70-1.9

▶ SEC CAREER STATISTICS

	GP-GS	MP-Avg.	FGs	Pct.	3FGs	Pct.	FTs	Pct.	O+R=Tot.-Avg.	PF-D	A	TO	BL	ST	Pts.-Avg.
2020-21	13-1	63-4.8	6-15	.400	0-2	.000	5-9	.556	2+4=6-0.5	12-0	0	6	0	1	17-1.3
2021-22	5-0	37-7.4	4-5	.800	0-0	.000	5-8	.625	1+2=3-0.6	1-0	0	3	0	1	13-2.6
TOTALS	18-1	100-5.6	10-20	.500	0-2	.000	10-17	.588	3+6=9-0.5	13-0	0	9	0	2	30-1.7



5 CHRISTIAN WRIGHT

6-3 • 185 • FR. • ALPHARETTA, GA. • THE SKILL FACTORY • BUSINESS (INTENDED)

SEASON & CAREER HIGHS

POINTS

SEASON 17 vs. Memphis (12/1/21)

CAREER 17 vs. Memphis (12/1/21)

REBOUNDS

SEASON 6 vs. Memphis (12/1/21)

CAREER 6 vs. Memphis (12/1/21)

ASSISTS

SEASON 5 vs. Wofford (11/28/21)

CAREER 5 vs. Wofford (11/28/21)

BLOCKS

SEASON 2 vs. Cincinnati (11/13/21)

CAREER 2 vs. Cincinnati (11/13/21)

STEALS

SEASON 3 vs. S.C. State (11/16/21)

CAREER 3 vs. S.C. State (11/16/21)

MINUTES

SEASON 38 vs. Memphis (12/1/21)

CAREER 38 vs. Memphis (12/1/21)

FIELD GOALS MADE

SEASON 5 vs. Memphis (12/1/21)

CAREER 5 vs. Memphis (12/1/21)

FIELD GOALS ATTEMPTED

SEASON 12 vs. Memphis (12/1/21)

CAREER 12 vs. Memphis (12/1/21)

3-POINTERS MADE

SEASON 2 vs. ETSU (12/22/21)

CAREER 2 vs. ETSU (12/22/21)

3-POINTERS ATTEMPTED

SEASON 4 vs. Northwestern (11/23/21)

CAREER 4 vs. Northwestern (11/23/21)

FREE THROWS MADE

SEASON 10 vs. S. Carolina (1/22/22)

CAREER 10 vs. S. Carolina (1/22/22)

FREE THROWS ATTEMPTED

SEASON 12 vs. S. Carolina (1/22/22)

CAREER 12 vs. S. Carolina (1/22/22)

MISCELLANEOUS STATS

DOUBLE-DIGIT POINTS

SEASON 3 CAREER 3

DOUBLE-DIGIT REBOUNDS

SEASON - CAREER -

2021-22 SEASON HIGHLIGHTS:

- ♦ Logged 21 minutes of action in exhibition at Charlotte, scoring five points and collecting three rebounds.
- ♦ Recorded an impressive "+/-" tally in the season opener, a "+15" effort in 19 minutes.
- ♦ Has shown solid skills on the "other end" of the court. Said Tom Crean after the S.C. State game: "Christian Wright is way ahead of the game then most freshmen when it comes to defensively in the backcourt."
- ♦ Started the second half against Northwestern and scored seven of his nine points on the night while logging 19 minutes of action during the period.
- ♦ Earned his first career start against Wofford and dished out a team-high five assists.
- ♦ With Aaron Cook out due to illness, started at point guard against No. 18 Memphis and delivered career highs of 17 points and six rebounds in 38 minutes (the most action by any Bulldog in any game this season). Equally impressive, committed just one turnover against the Tigers, who entered the game forcing 18 TOs per game.
- ♦ With Kario Oquendo out due to a lower-body injury, scored a game-high 16 points at No. 2 Auburn.
- ♦ A double-digit scorer in back-to-back road outings against Auburn and South Carolina.
- ♦ In his three double-figure scoring games against No. 18 Memphis, No. 2 Auburn and South Carolina, scored 55.8 percent of his points (24-of-43) while connecting on 85.7 percent of his trips to the line (24-of-28).
- ♦ Among stat leaders for SEC games only, ranked No. 3 in FT percentage (.885).

CAREER HIGHLIGHTS:

- ♦ **PRIOR TO UGA**, coached by Rob Johnson at The Skill Factory for three seasons, including playing for the post-graduate team during 2020-21.
- ♦ Averaged 27.0 points, 5.0 rebounds, 4.0 assists and 3.0 steals per game in 2020-21 at TSF.
- ♦ Helped lead TSF capture the 2021 Phenom Post Graduate National Championship. Averaged a team-best 22.0 points in three games tourney, including 34 in the semifinals versus IMG.
- ♦ Missed almost all of 2019-20 with a shoulder injury.
- ♦ Coached by Matt Kramer as a freshman and Allen Whitehart as a sophomore at Milton High, where he scored more than 1,000 points over two seasons.
- ♦ Named honorable mention All-State by the Atlanta Journal-Constitution for Class 7A as a sophomore in 2018.
- ♦ As a sophomore, averaged 24.0 points, 6.0 rebounds and 6.0 assists per game and was voted as the 2018 Region 5-7A Player of the Year by region coaches.
- ♦ Helped Milton capture the Region 5-7A title, scoring 12 of his game-high 25 points in the fourth quarter of an 81-70 victory over Lambert in the region tourney final.

▶ GAME-BY-GAME LINESCORES

Opponent	FGs	3FGs	FTs	OR	DRRB	PF	PT	A	TO	B	S	MP
FIU	3-6	1-1	0-0	1	2	3	3	7	0	1	0	19
at Cincinnati	1-5	0-1	0-0	0	1	1	1	2	2	0	2	14
S.C. STATE	1-3	0-1	3-4	1	0	1	1	5	1	0	0	3 18
GA. TECH	2-4	0-0	1-1	2	1	3	1	5	1	0	0	25
vs. Virginia	1-1	0-0	2-3	2	2	4	0	4	2	1	0	1 18
vs. Northwestern	2-6	1-4	4-6	1	2	3	1	9	0	1	1	0 32
WOFFORD	* 0-2	0-2	2-2	0	1	1	5	2	5	4	0	1 20
MEMPHIS	* 5-12	1-2	6-7	2	4	6	1	17	3	1	0	1 38
JACKSONVILLE	* 2-4	1-2	0-0	0	1	1	2	5	0	1	0	1 28
G. MASON	* 1-7	0-2	5-6	1	3	4	4	7	0	1	0	0 21
W. CAROLINA	0-5	0-2	0-0	0	1	1	1	0	0	1	1	0 15
ETSU	2-5	2-3	2-2	0	4	4	1	8	3	1	0	0 24
GARDNER-WEBB	* 3-9	0-2	1-2	1	0	1	3	7	3	3	0	1 30
TEXAS A&M	2-3	0-1	1-1	0	2	2	0	5	2	0	0	0 13
at Kentucky	1-3	1-1	0-0	0	1	1	0	3	2	1	0	0 16
at Mississippi St.	1-2	0-0	2-2	0	0	0	0	4	2	0	0	0 17
VANDERBILT	2-5	0-1	0-0	2	2	4	1	4	2	2	1	0 14
at Auburn	* 4-9	0-1	8-9	1	3	4	0	16	1	1	0	1 34
at S. Carolina	0-2	0-1	10-12	0	1	1	3	10	2	2	0	0 30
ALABAMA	1-3	1-2	2-2	1	2	3	0	5	3	2	0	0 21
at Vanderbilt	0-2	0-0	0-0	0	1	1	2	0	3	2	0	0 19
ARKANSAS												
AUBURN												
at Florida												
S. CAROLINA												
at LSU												
OLE MISS												
at Texas A&M												
FLORIDA												
TENNESSEE												
at Missouri												

▶ OVERALL CAREER STATISTICS

	GP-GS	MP-Avg.	FGs	Pct.	3FGs	Pct.	FTs	Pct.	O+R=Tot.-Avg.	PF-D	A	TO	BL	ST	Pts.-Avg.
2021-22	21-6	466-22.2	34-98	.347	8-29	.276	49-59	.831	15+34=49-2.3	30-1	37	25	5	11	125-6.0
TOTALS	21-6	466-22.2	34-98	.347	8-29	.276	49-59	.831	15+34=49-2.3	30-1	37	25	5	11	125-6.0

▶ SEC CAREER STATISTICS

	GP-GS	MP-Avg.	FGs	Pct.	3FGs	Pct.	FTs	Pct.	O+R=Tot.-Avg.	PF-D	A	TO	BL	ST	Pts.-Avg.
2021-22	8-1	164-20.5	11-29	.379	2-7	.286	23-26	.885	4+12=16-2.0	6-0	17	10	1	1	47-5.9
TOTALS	8-1	164-20.5	11-29	.379	2-7	.286	23-26	.885	4+12=16-2.0	6-0	17	10	1	1	47-5.9



10 AARON COOK

6-2 • 185 • GRAD. • ST. LOUIS, MO. • TR.-GONZAGA • STRENGTH, CONDITIONING & FITNESS (MASTER'S)

SEASON & CAREER HIGHS

POINTS

SEASON 22 vs. S.C. State (11/16/21)

CAREER 25 vs. Indiana St. (1/24/18)

REBOUNDS

SEASON 6 vs. Miss. St. (1/12/22)

6 vs. FIU (11/9/21)

CAREER 7 vs. Illinois Wesleyan (11/5/19)

ASSISTS

SEASON 12 vs. W. Carolina (12/20/21)

CAREER 12 vs. W. Carolina (12/20/21)

BLOCKS

SEASON 16X, last S. Carolina (1/22/22)

CAREER 26X, last Loyola-Chi. (1/27/19)

STEALS

SEASON 33X last Texas A&M (1/4/22)

CAREER 7 vs. Oakland (11/10/19)

MINUTES

SEASON 37 vs. Vanderbilt (1/15/22)

CAREER 39 vs. Missouri St. (1/2/19)

39 vs. Illinois St. (3/3/18)

FIELD GOALS MADE

SEASON 8 vs. S.C. State (11/16/21)

CAREER 84X, last S.C. State (11/16/21)

FIELD GOALS ATTEMPTED

SEASON 14 vs. Alabama (1/25/22)

14 vs. Kentucky (1/8/22)

CAREER 15 vs. Buffalo (11/12/18)

3-POINTERS MADE

SEASON 4 vs. Ga. Tech (11/19/21)

CAREER 5 vs. SE Missouri St. (12/8/18)

3-POINTERS ATTEMPTED

SEASON 63X last Alabama (1/25/22)

CAREER 9 vs. SE Missouri St. (12/9/17)

FREE THROWS MADE

SEASON 4 vs. Alabama (1/25/22)

4 vs. Kentucky (1/8/22)

CAREER 83x, last SE Missouri St. (12/8/18)

FREE THROWS ATTEMPTED

SEASON 6 vs. Cincinnati (11/13/21)

CAREER 11 vs. Murray St. (12/12/18)

11 vs. Indiana St. (2/17/18)

MISCELLANEOUS STATS

DOUBLE-DIGIT POINTS

SEASON 11 CAREER 57

DOUBLE-DIGIT ASSISTS

SEASON 2 CAREER 3

DOUBLE-DOUBLES

SEASON 2 CAREER 2

20-POINT GAMES

SEASON 1 CAREER 4

2021-22 SEASON HIGHLIGHTS:

- ◆ Impressive linescore in the season opener included team-high tallies of 10 points, eight assists and three steals.
- ◆ Notched his first career double-double at Cincinnati.
- ◆ Moved past 1,000 career points during a 22-point outburst against S.C. State. Scored 845 points at SIU, 127 at Gonzaga and the final 28 to the millennium mark at UGA.
- ◆ Missed the Memphis game due to an illness.
- ◆ Dished out 12 assists against Western Carolina en route to his second double-double of the year.
- ◆ At Auburn, became just the 18th D-I MBB player to participate in 150 career games.
- ◆ Entered this week, ranked No. 12 nationally in total assists (118) and No. 14 in assist average (5.9 apg).

CAREER HIGHLIGHTS:

- ◆ **IN FIVE SEASONS PRIOR TO UGA**, played four years at SIU and on Gonzaga's 2021 NCAA runner-up squad.
- ◆ All told, entered the 2021-22 season with career tallies of 972 points, 309 assists, 244 rebounds and 164 steals.
- ◆ Notched 46 double-figure scoring outputs (three at Gonzaga and 43 at SIU), with a trio of 20-point performances.
- ◆ **AT GONZAGA IN 2020-21**, played in 30 of 32 games for the NCAA runner-up and logged double-digit minutes in 25 contests, including four of six NCAA Tournament outings.
- ◆ Averaged 4.2 points overall and upped that in West Coast Conference action to 5.3 points per game.
- ◆ **AT SIU FROM 2016-20**, played in 103 and among the Salukis' career leaders, wrapped up his career ranked No. 10 in steals (138) and No. 17 in assists (258).
- ◆ Played and started six contests in 2019-20 before breaking his hand and pursuing a medical redshirt.
- ◆ **PRIOR TO SIU**, coached by Doug Coleman at Westminster Christian Academy, where he was voted first-team Class 4 All-State by the Missouri Basketball Coaches Association (MBCA) in 2016.
- ◆ As a senior, led the Westminster Wildcats to the Class 4, District 4 regular-season title.
- ◆ As a junior, averaged 16.5 points while helping the Wildcats post a 24-6 record, earn their first district championship in nine years and reach the quarterfinals of the 2015 Class 4 state tournament.
- ◆ Earned his bachelor's degree in Exercise Science from SIU in 2020 and is pursuing a master's in Kinesiology (Strength, Conditioning & Fitness) at UGA.

▶ GAME-BY-GAME LINESCORES

Opponent	FGs	3FGs	FTs	OR	DRRB	PF	PT	A	TO	B	S	MP
FIU	* 3-12	1-3	3-4	1	5	6	0	10	8	4	0	34
at Cincinnati	* 3-8	1-1	3-6	0	1	1	3	10	10	5	0	30
S.C. STATE	* 8-11	3-5	3-4	0	3	3	0	22	7	3	0	36
GA. TECH	* 6-13	4-6	2-4	0	2	2	2	18	6	4	0	29
vs. Virginia	* 2-12	0-5	0-0	2	3	5	4	4	8	1	0	32
vs. Northwestern	* 4-12	1-5	1-2	2	1	3	1	10	6	3	0	35
WOFFORD	* 2-10	1-4	0-0	0	2	2	2	5	4	5	0	30
MEMPHIS	DNP											
JACKSONVILLE	* 3-5	1-3	2-2	0	5	5	1	9	5	4	0	36
G. MASON	* 2-10	0-4	0-0	0	1	1	2	4	5	1	0	23
W. CAROLINA	* 5-8	2-4	1-2	0	2	2	0	13	12	4	1	35
ETSU	* 7-12	2-6	1-1	0	2	2	2	17	6	2	1	31
GARDNER-WEBB	* 2-10	0-5	1-2	0	3	3	1	5	5	3	1	28
TEXAS A&M	* 2-5	0-1	2-2	0	0	0	1	6	6	3	1	31
at Kentucky	* 6-14	1-3	4-4	0	1	1	1	17	5	4	0	36
at Mississippi St.	* 1-7	0-1	2-2	0	6	6	1	4	4	5	1	34
VANDERBILT	* 5-12	0-3	0-0	0	3	3	5	10	4	4	0	37
at Auburn	* 3-7	1-2	2-2	0	1	1	1	9	2	3	0	31
at S. Carolina	* 1-6	0-2	0-0	0	2	2	4	2	7	5	1	30
ALABAMA	* 5-14	1-6	4-5	0	1	1	3	15	4	1	0	35
at Vanderbilt	* 7-12	1-2	3-5	0	0	0	3	18	4	1	0	27
ARKANSAS												
AUBURN												
at Florida												
S. CAROLINA												
at LSU												
OLE MISS												
at Texas A&M												
FLORIDA												
TENNESSEE												
at Missouri												

▶ OVERALL CAREER STATISTICS

	GP-GS	MP-Avg.	FGs	Pct.	3FGs	Pct.	FTs	Pct.	O+R=Tot.-Avg.	PF-D	A	TO	BL	ST	Pts.-Avg.
2016-17	32-0	339-10.6	27-81	.333	5-27	.185	38-49	.776	7+19=26-0.8	28-0	30	27	8	31	97-3.0
2017-18	33-32	989-30.0	108-246	.439	38-99	.384	71-102	.696	7+69=76-2.3	61-0	90	74	9	47	325-9.8
2018-19	32-32	1051-32.8	112-284	.394	40-115	.348	69-106	.651	14+62=76-2.4	50-1	118	80	9	41	333-10.4
2019-20	6-6	187-31.2	37-67	.552	3-11	.273	13-22	.591	2+16=18-3.0	14-0	20	14	1	19	90-15.0
SIU	103-70	2566-24.9	284-678	.419	86-252	.341	191-279	.685	30+166=196-1.9	153-1	258	195	27	138	845-8.2
2020-21-GU	30-1	404-13.5	45-90	.500	14-40	.350	23-35	.657	7+41=48-1.6	38-0	51	34	4	26	127-4.2
2021-22	20-20	650-32.5	77-200	.385	20-71	.282	34-47	.723	5+44=49-2.5	37-1	118	65	6	26	208-10.4
TOTALS	153-91	3620-23.7	406-968	.419	120-363	.331	248-361	.687	42+251=293-1.9	228-2	427	294	37	190	1180-7.7

▶ SEC CAREER STATISTICS

	GP-GS	MP-Avg.	FGs	Pct.	3FGs	Pct.	FTs	Pct.	O+R=Tot.-Avg.	PF-D	A	TO	BL	ST	Pts.-Avg.
2021-22	8-8	261-32.6	30-77	.390	4-20	.200	17-20	.850	0+14=14-1.8	19-1	36	26	3	8	81-10.1
TOTALS	8-8	261-32.6	30-77	.390	4-20	.200	17-20	.850	0+14=14-1.8	19-1	36	26	3	8	81-10.1



11 JAXON ETTER

6-4 • 205 • JR. • WOODSTOCK, GA. • ETOWAH HIGH SCHOOL • REAL ESTATE

SEASON & CAREER HIGHS

POINTS

SEASON 16 vs. Vanderbilt (1/15/22)

CAREER 16 vs. Vanderbilt (1/15/22)

REBOUNDS

SEASON 5 3X, last Vanderbilt (1/29/22)

CAREER 5 3X, last Vanderbilt (1/29/22)

ASSISTS

SEASON 4 vs. Texas A&M (1/4/22)

4 vs. Wofford (11/28/21)

CAREER 4 vs. Texas A&M (1/4/22)

4 vs. Wofford (11/28/21)

BLOCKS

SEASON 1 vs. Northwestern (11/23/21)

CAREER 1 vs. Northwestern (11/23/21)

STEALS

SEASON 2 vs. Vanderbilt (1/29/22)

CAREER 3 vs. South Carolina (2/27/21)

MINUTES

SEASON 35 vs. Auburn (1/19/22)

CAREER 35 vs. Auburn (1/19/22)

FIELD GOALS MADE

SEASON 5 vs. Vanderbilt (1/15/22)

CAREER 5 vs. Vanderbilt (1/15/22)

FIELD GOALS ATTEMPTED

SEASON 8 3X, last Vanderbilt (1/15/22)

CAREER 8 3X, last Vanderbilt (1/15/22)

3-POINTERS MADE

SEASON 4 vs. Vanderbilt (1/15/22)

CAREER 4 vs. Vanderbilt (1/15/22)

3-POINTERS ATTEMPTED

SEASON 5 vs. Vanderbilt (1/15/22)

CAREER 5 vs. Vanderbilt (1/15/22)

FREE THROWS MADE

SEASON 4 3X, last ETSU (12/22/21)

CAREER 4 4X, last ETSU (12/22/21)

FREE THROWS ATTEMPTED

SEASON 7 vs. Ga. Tech (11/19/21)

CAREER 7 vs. Ga. Tech (11/19/21)

MISCELLANEOUS STATS

DOUBLE-DIGIT POINTS

SEASON 1 **CAREER** 1

DOUBLE-DIGIT REBOUNDS

SEASON - **CAREER** -

2021-22 SEASON HIGHLIGHTS:

- ♦ Recorded his first "unofficial" double-figure scoring output at UGA by scoring 10 points in an exhibition at Charlotte.
- ♦ Notched his first career start for upset of No. 18 Memphis.
- ♦ After playing 177 total minutes as a freshman and a sophomore, logged 188 minutes in the first eight games.
- ♦ Missed the Gardner-Webb game due to back spasms.
- ♦ Returned to log what was then a career-high 31 minutes in the SEC opener against Texas A&M.
- ♦ Led UGA offensively with a career-high 16 points against Vanderbilt, securing his first collegiate double-digit output with 11 points in the first half alone.
- ♦ Has drawn 20 offensive fouls in 20 GP on the year...and 28 in his last 31 games dating back to last season.
- ♦ Connecting on 71.4 percent of his 3-pointers in SEC play. Of players making 1.0 3FG in league action, that's 21.4 percent better than anyone else.
- ♦ Entered the season with career averages of 1.6 ppg, 0.8 rpg and 6.1 mpg but has more than tripled each of those with contributions of 5.6 ppg, 3.0 rpg and 25.5 mpg in 21-22.

CAREER HIGHLIGHTS:

- ♦ **AS A SOPHOMORE IN 2020-21**, named to the SEC Academic Honor Roll for the second-straight season.
- ♦ Logged action in six of seven non-conference games and key contributor in the win over Samford. Recorded a "+/-" of "+8" in just four MP and scored with 1:17 left to give UGA its first lead of the night.
- ♦ After playing a combined eight mop-up minutes in the first eight SEC games (with five DNP's), earned meaningful PT UGA's last 11 outings.
- ♦ In five outings from Feb. 6-20 scored 34 points, more four times as many as the eight points he did in his previous 20 career appearances for Georgia.
- ♦ Also played 86 minutes in those five outings vs. Vanderbilt, Tennessee, Alabama, Missouri and Florida... compared to 60 MP combined in his first 20 GPs.
- ♦ **AS A FRESHMAN IN 2019-20**, secured late-game playing time in nine contests.
- ♦ **PRIOR TO UGA**, coached by Jason Dasinger as a junior and senior and by Allen Whitehart as a sophomore at Etowah, helping the Eagles win three consecutive Region titles.
- ♦ Tabbed All-State by the Atlanta Journal-Constitution in both 2018 (second team) and 2019 (honorable mention).
- ♦ Named team MVP of the 2018 GACA All-Star game after recording 23 points, three rebounds, three assists and three steals for the South in a 118-106 victory.

▶ GAME-BY-GAME LINESCORES

Opponent	FGs	3FGs	FTs	OR	DRRB	PF	PT	A	TO	B	S	MP
FIU	2-6	1-3	4-4	0	3	3	1	9	1	0	0	28
at Cincinnati	1-5	1-2	0-0	0	3	3	4	3	1	2	0	19
S.C. STATE	2-4	0-0	0-0	0	2	2	3	4	2	0	0	20
GA. TECH	1-3	1-1	3-7	0	3	3	3	6	0	1	0	27
vs. Virginia	0-1	0-0	2-4	2	2	4	2	2	0	1	0	21
vs. Northwestern	2-4	0-1	0-0	0	2	2	1	4	1	1	1	26
WOFFORD	0-2	0-1	0-0	0	2	2	2	0	4	0	0	26
MEMPHIS	* 0-1	0-1	4-4	2	1	3	4	4	3	4	0	21
JACKSONVILLE	3-4	0-1	2-2	1	2	3	1	8	0	2	0	25
G. MASON	3-5	1-2	2-2	2	3	5	2	9	3	2	0	22
W. CAROLINA	* 4-8	0-2	1-3	0	2	2	4	9	2	0	0	28
ETSU	* 0-4	0-3	4-4	2	3	5	3	4	3	0	0	25
GARDNER-WEBB	DNP											
TEXAS A&M	* 3-8	1-2	0-0	2	2	4	1	7	4	0	0	31
at Kentucky	* 1-2	1-1	0-0	0	2	2	3	3	3	0	0	26
at Mississippi St.	* 2-2	1-1	0-0	1	2	3	4	5	0	0	0	24
VANDERBILT	* 5-8	4-5	2-2	0	3	3	2	16	2	1	0	28
at Auburn	* 1-3	1-2	1-2	0	2	2	3	4	1	4	0	35
at S. Carolina	* 1-1	0-0	0-0	0	2	2	2	2	0	1	0	29
ALABAMA	* 3-3	2-2	0-0	0	1	1	4	8	2	2	0	17
at Vanderbilt	* 2-5	0-1	0-0	2	3	5	3	4	3	1	0	32
ARKANSAS												
AUBURN												
at Florida												
S. CAROLINA												
at LSU												
OLE MISS												
at Texas A&M												
FLORIDA												
TENNESSEE												
at Missouri												

▶ OVERALL CAREER STATISTICS

	GP-GS	MP-Avg.	FGs	Pct.	3FGs	Pct.	FTs	Pct.	O+R=Tot.-Avg.	PF-D	A	TO	BL	ST	Pts.-Avg.
2019-20	9-0	19-2.1	0-1	.000	0-1	.000	0-0	.000	0+2=2-0.2	2-0	0	0	0	1	0-0.0
2020-21	20-0	158-7.9	17-27	.630	3-6	.500	10-11	.909	6+15=21-1.1	21-0	6	5	0	7	47-2.4
2021-22	20-11	510-25.5	36-79	.456	14-31	.452	25-34	.735	14+45=59-3.0	52-0	35	22	1	13	111-5.6
TOTALS	49-11	687-14.0	53-107	.495	17-38	.447	35-45	.778	20+62=82-1.7	75-0	41	27	1	21	158-3.2

▶ SEC CAREER STATISTICS

	GP-GS	MP-Avg.	FGs	Pct.	3FGs	Pct.	FTs	Pct.	O+R=Tot.-Avg.	PF-D	A	TO	BL	ST	Pts.-Avg.
2019-20	4-0	8-2.0	0-0	.000	0-0	.000	0-0	.000	0+1=1-0.3	1-0	0	0	0	0	0-0.0
2020-21	13-0	127-9.8	15-21	.714	3-6	.500	8-9	.889	5+10=15-1.2	17-0	5	4	0	7	41-3.2
2021-22	8-8	222-27.8	18-32	.563	10-14	.714	3-4	.750	5+17=22-2.8	22-0	15	9	0	8	49-6.1
TOTALS	25-8	357-14.3	33-53	.623	13-20	.650	11-13	.846	10+28=38-1.5	40-0	20	13	0	15	90-3.6



12 JOSH TAYLOR

6-9 • 215 • SOPH. • ATLANTA, GA. • NORCROSS HIGH SCHOOL • HOUSING MANAGEMENT & POLICY

SEASON & CAREER HIGHS

POINTS

SEASON 4 vs. Wofford (11/28//21)

CAREER 4 vs. Wofford (11/28//21)

REBOUNDS

SEASON 2 vs. S. Carolina (1/22/22)

2 vs. Miss. St. (1/12/22)

CAREER 5 vs. Jacksonville (12/4/20)

5 vs. North Georgia (12/2/20)

ASSISTS

SEASON -

CAREER -

BLOCKS

SEASON -

CAREER 1 vs. Cincinnati (12/19/20)

STEALS

SEASON 2 vs. Miss. St. (1/12/22)

CAREER 2 vs. Miss. St. (1/12/22)

MINUTES

SEASON 12 vs. Miss. St. (1/12/22)

CAREER 12 vs. Miss. St. (1/12/22)

FIELD GOALS MADE

SEASON 2 vs. Wofford (11/28//21)

CAREER 2 vs. Wofford (11/28//21)

FIELD GOALS ATTEMPTED

SEASON 3 vs. Auburn (1/19/22)

CAREER 3 vs. Auburn (1/19/22)

3-POINTERS MADE

SEASON -

CAREER -

3-POINTERS ATTEMPTED

SEASON -

CAREER -

FREE THROWS MADE

SEASON 1 vs. Auburn (1/19/22)

CAREER 1 vs. Auburn (1/19/22)

FREE THROWS ATTEMPTED

SEASON 1 vs. Auburn (1/19/22)

1 vs. Wofford (11/28//21)

CAREER 1 vs. Auburn (1/19/22)

1 vs. Wofford (11/28//21)

MISCELLANEOUS STATS

DOUBLE-DIGIT POINTS

SEASON - CAREER -

DOUBLE-DIGIT REBOUNDS

SEASON - CAREER -

2021-22 SEASON HIGHLIGHTS:

- ♦ Scored a career-high four points in three minutes of first-half action against Wofford.
- ♦ Notched his first career SEC points with a nifty reverse layup at Kentucky.
- ♦ Logged 12 minutes at Mississippi State, two MP more than he did in the first 15 games of the season combined.
- ♦ His 12 minutes of action in Starkville was twice as many as his previous career most – six against Jacksonville last season.
- ♦ After seeing action in three of 13 non-conference games (1.3 ppg, 0.7 rpg, 2.3 mpg), has played in four of eight SEC outings (1.8 ppg, 1.3 rpg, 7.0 mpg).

CAREER HIGHLIGHTS:

- ♦ **AS A FRESHMAN IN 2020-21**, logged action in seven games.
- ♦ Active on the boards against North Georgia and Jacksonville, grabbing five rebounds in five minutes vs. the Nighthawks and five caroms in six minutes vs. the Dolphins.
- ♦ **PRIOR TO UGA**, coached by Jesse McMillan at Norcross High as a senior.
- ♦ Rated as a three-star prospect and ranked as the nation's No. 128 prospect by 247Sports.com, No. 129 by rivals.com and No. 138 in the 247Sports.com composite.
- ♦ Named honorable mention all-state by the Atlanta Journal-Constitution for Class 7A as a senior at Norcross.
- ♦ At Norcross, averaged 11.7 points, 10.7 rebounds and 1.0 blocks per game for the Blue Devils, making him one of three players among all 24 high schools in Gwinnett County who averaged a double-double during 2019-20.
- ♦ Coached by Freddy Johnson at Greensboro (N.C.) Day School as a junior, where he contributed 9.1 points and a team-high 7.0 rebounds per game.
- ♦ Helped the Bengals compile a 30-5 record and win the 2019 N.C. Independent School Athletic Association (NCISSA) Class 4A State Tournament.
- ♦ Coached by Dr. Phillip McCrary at Columbia High in Atlanta as a freshman and sophomore and averaged a double-double in both seasons – 10 points and 12 boards as a freshman and 12 points and 13 boards as a sophomore.

▶ GAME-BY-GAME LINESCORES

Opponent	FGs	3FGs	FTs	OR	DRRB	PF	PT	A	TO	B	S	MP
FIU	DNP											
at Cincinnati	DNP											
S.C. STATE	DNP											
GA. TECH	DNP											
vs. Virginia	DNP											
vs. Northwestern	DNP											
WOFFORD	2-2	0-0	0-1	1	0	1	0	4	0	0	0	3
MEMPHIS	DNP											
JACKSONVILLE	0-1	0-0	0-0	0	1	1	0	0	0	0	0	2
G. MASON	DNP											
W. CAROLINA	DNP											
ETSU	DNP											
GARDNER-WEBB	0-0	0-0	0-0	0	0	0	0	0	0	0	0	2
TEXAS A&M	DNP											
at Kentucky	1-1	0-0	0-0	0	0	0	0	2	0	0	0	3
at Mississippi St.	0-0	0-0	0-0	0	2	2	1	0	0	2	0	12
VANDERBILT	DNP											
at Auburn	1-3	0-0	1-1	1	0	1	2	3	0	0	0	8
at S. Carolina	1-1	0-0	0-0	0	2	2	0	2	0	1	0	5
ALABAMA	DNP											
at Vanderbilt	DNP											
ARKANSAS												
AUBURN												
at Florida												
S. CAROLINA												
at LSU												
OLE MISS												
at Texas A&M												
FLORIDA												
TENNESSEE												
at Missouri												

▶ OVERALL CAREER STATISTICS

	GP-GS	MP-Avg.	FGs	Pct.	3FGs	Pct.	FTs	Pct.	O+R=Tot.-Avg.	PF-D	A	TO	BL	ST	Pts.-Avg.
2020-21	7-0	19-2.7	1-4	.250	0-0	.000	0-0	.000	3+8=11-1.6	5-0	0	4	1	1	2-0.3
2021-22	7-0	35-5.0	5-8	.625	0-0	.000	1-2	.500	2+5=7-1.0	3-0	0	3	0	2	11-1.6
TOTALS	14-0	54-3.9	6-12	.500	0-0	.000	1-2	.500	5+13=18-1.3	8-0	0	7	1	3	13-0.9

▶ SEC CAREER STATISTICS

	GP-GS	MP-Avg.	FGs	Pct.	3FGs	Pct.	FTs	Pct.	O+R=Tot.-Avg.	PF-D	A	TO	BL	ST	Pts.-Avg.
2020-21	2-0	2-1.0	0-0	.000	0-0	.000	0-0	.000	0+0=0-0.0	1-0	0	0	0	0	0-0.0
2021-22	4-0	28-7.0	3-5	.600	0-0	.000	1-1	1.000	1+4=5-1.3	3-0	0	3	0	2	7-1.8
TOTALS	6-0	30-5.0	3-5	.600	0-0	.000	1-1	1.000	1+4=5-0.8	4-0	0	3	0	2	7-1.2



15 DALEN RIDGINAL

6-7 • 220 • JR. • KANSAS CITY, MO. • TR.-COWLEY COLLEGE • CONSUMER ECONOMICS

SEASON & CAREER HIGHS

POINTS

SEASON 10 vs. W. Carolina (12/20/21)

CAREER 10 vs. W. Carolina (12/20/21)

REBOUNDS

SEASON 9 vs. W. Carolina (12/20/21)

CAREER 9 vs. W. Carolina (12/20/21)

ASSISTS

SEASON 15X, last Vanderbilt (1/29/22)

CAREER 15X, last Vanderbilt (1/29/22)

BLOCKS

SEASON 1 vs. Wofford (11/28/21)

CAREER 1 vs. Wofford (11/28/21)

STEALS

SEASON 1 vs. Vanderbilt (1/29/22)

CAREER 1 vs. Vanderbilt (1/29/22)

MINUTES

SEASON 26 vs. Alabama (1/25/22)

CAREER 26 vs. Alabama (1/25/22)

FIELD GOALS MADE

SEASON 3 vs. W. Carolina (12/20/21)

CAREER 3 vs. W. Carolina (12/20/21)

FIELD GOALS ATTEMPTED

SEASON 6 3X last Alabama (1/25/22)

CAREER 6 3X last Alabama (1/25/22)

3-POINTERS MADE

SEASON 2 3X, last S. Carolina (1/22/22)

CAREER 2 3X, last S. Carolina (1/22/22)

3-POINTERS ATTEMPTED

SEASON 4 vs. W. Carolina (12/20/21)

CAREER 4 vs. W. Carolina (12/20/21)

FREE THROWS MADE

SEASON 2 3X, last ETSU (12/22/21)

CAREER 2 3X, last ETSU (12/22/21)

FREE THROWS ATTEMPTED

SEASON 2 5X, last S. Carolina (1/22/22)

CAREER 2 5X, last S. Carolina (1/22/22)

MISCELLANEOUS STATS

DOUBLE-DIGIT POINTS

SEASON 1 CAREER 1

DOUBLE-DIGIT REBOUNDS

SEASON - CAREER -

2021-22 SEASON HIGHLIGHTS:

- ♦ Active on the boards at Cincinnati, with five rebounds in seven minutes of action.
- ♦ Double his previous high for PT with 14 minutes of action against Wofford.
- ♦ Expected to see increased action following season-ending injury to Jailyn Ingram and responded with career bests of six points, seven boards and 17 minutes in the next outing versus George Mason.
- ♦ Fell just shy of his first double-double with new career highs of 10 points and nine rebounds against Western Carolina...in just 12 minutes of PT.
- ♦ Missed the Texas A&M and Kentucky games due to COVID.
- ♦ Dressed out but did not see action at Mississippi State.
- ♦ In his first action of the 2022 calendar, chipped in five points and six boards in 13 minutes against Vanderbilt.
- ♦ Grabbed a game-high seven boards at No. 2 Auburn.
- ♦ Upped his season high for playing time by nine minutes during the Alabama game – from 17 vs. George Mason to 26 against the Tide.

CAREER HIGHLIGHTS:

- ♦ **PRIOR TO UGA AT COLWEY**, coached by Tommy DeSalme at Cowley, which was 50-11 over his two seasons and finished as NJCAA runner-up in 2021.
- ♦ One of two junior college players to be named All-America in both 2020 and 2021 – along with Louisville's El Ellis.
- ♦ Started 47 of 60 games and averaged a double-double of 18.6 ppg (1,118 points) and 11.7 rpg (699 rebounds).
- ♦ As a sophomore in 2020-21, started all 29 games for the Tigers, who finished 24-5 overall and as runner-up in the NJCAA Tournament.
- ♦ Averaged 21.1 points and 12.8 rebounds and overall scored the most points (611) and grabbed the most boards (371) of any NJCAA player during the 2020-21 season.
- ♦ As a freshman in 2019-20, started 18 of 31 games played and averaged 16.4 points and 10.6 rebounds per game.
- ♦ **PRIOR TO COWLEY**, coached by Bryan Lippman and Omar Gonzalez at Lincoln Academy in Suwanee, Ga., as a senior. Helped Lincoln go 22-5 with four current D-I players: Georgia teammate Cam McDowell, Frank Anselem (Syracuse), Elias King (Middle Tennessee) and Moulaye Sissoko (Dayton).
- ♦ Coached by Pete Campbell at Rockhurst High in Kansas City as a sophomore and junior.
- ♦ As a junior, helped Rockhurst to a 22-6 finish and the "Elite Eight" round of the Class 5 State Tournament.

▶ GAME-BY-GAME LINESCORES

Opponent	FGs	3FGs	FTs	OR	DRRB	PF	PT	A	TO	B	S	MP
FIU	DNP											
at Cincinnati	1-1	1-1	0-0	0	5	5	1	3	0	0	0	7
S.C. STATE	0-1	0-1	0-0	0	0	0	0	0	0	0	0	2
GA. TECH	0-1	0-1	0-0	0	1	1	0	0	0	0	0	5
vs. Virginia	0-1	0-1	0-0	0	0	0	1	0	0	0	0	4
vs. Northwestern	0-1	0-1	0-0	0	0	0	0	0	0	0	0	3
WOFFORD	0-1	0-0	2-2	1	3	4	1	2	0	0	1	14
MEMPHIS	0-1	0-1	0-0	0	0	0	1	0	0	0	0	3
JACKSONVILLE	0-1	0-1	0-2	0	1	1	0	0	1	0	0	4
G. MASON	2-6	2-3	0-0	0	7	7	1	6	0	0	0	17
W. CAROLINA	3-6	2-4	2-2	3	6	9	0	10	0	0	0	12
ETSU	1-3	0-2	2-2	0	4	4	0	4	1	0	0	10
GARDNER-WEBB	0-1	0-1	0-0	0	1	1	0	0	0	1	0	7
TEXAS A&M	DNP											
at Kentucky	DNP											
at Mississippi St.	DNP											
VANDERBILT	2-2	1-1	0-0	2	4	6	0	5	0	1	0	13
at Auburn	1-4	0-2	0-1	0	7	7	4	2	0	1	0	14
at S. Carolina	2-4	2-3	1-2	1	3	4	3	7	1	0	0	13
ALABAMA	2-6	0-3	0-0	3	2	5	1	4	1	0	0	26
at Vanderbilt	1-5	0-3	0-0	0	5	5	2	2	1	0	0	12
ARKANSAS												
AUBURN												
at Florida												
S. CAROLINA												
at LSU												
OLE MISS												
at Texas A&M												
FLORIDA												
TENNESSEE												
at Missouri												

▶ OVERALL CAREER STATISTICS

	GP-GS	MP-Avg.	FGs	Pct.	3FGs	Pct.	FTs	Pct.	O+R=Tot.-Avg.	PF-D	A	TO	BL	ST	Pts.-Avg.
2021-22	17-0	166-9.8	15-45	.333	8-29	.276	7-11	.636	10+49=59-3.5	15-0	5	3	1	1	45-2.6
TOTALS	17-0	166-9.8	15-45	.333	8-29	.276	7-11	.636	10+49=59-3.5	15-0	5	3	1	1	45-2.6

▶ SEC CAREER STATISTICS

	GP-GS	MP-Avg.	FGs	Pct.	3FGs	Pct.	FTs	Pct.	O+R=Tot.-Avg.	PF-D	A	TO	BL	ST	Pts.-Avg.
2021-22	5-0	78-15.6	8-21	.381	3-12	.250	1-3	.333	6+21=27-5.4	10-0	3	2	0	1	20-4.0
TOTALS	5-0	78-15.6	8-21	.381	3-12	.250	1-3	.333	6+21=27-5.4	10-0	3	2	0	1	20-4.0



20 NOAH BAUMANN

6-6 • 210 • SR. • PHOENIX, ARIZ. • TR.-SOUTHERN CAL • SPORT MANAGEMENT

SEASON & CAREER HIGHS

POINTS

SEASON 25 vs. ETSU (12/22/21)

CAREER 29 vs. Utah St. (1/16/19)

REBOUNDS

SEASON 11 vs. W. Carolina (12/20/21)

CAREER 11 vs. W. Carolina (12/20/21)

ASSISTS

SEASON 4 vs. W. Carolina (12/20/21)

CAREER 5 3X, last New Mexico (2/27/19)

BLOCKS

SEASON 2 vs. W. Carolina (12/20/21)

CAREER 2 vs. W. Carolina (12/20/21)

STEALS

SEASON 1 4X, last Miss. St. (1/12/22)

CAREER 3 4X, last New Mexico (2/13/19)

MINUTES

SEASON 36 vs. Gardner-Webb (12/29/21)

CAREER 40 vs. Stanford (12/18/18)

FIELD GOALS MADE

SEASON 8 vs. ETSU (12/22/21)

CAREER 9 vs. Utah St. (1/16/19)

FIELD GOALS ATTEMPTED

SEASON 14 vs. Texas A&M (1/4/22)

CAREER 17 vs. Wyoming (3/6/19)

3-POINTERS MADE

SEASON 7 vs. ETSU (12/22/21)

CAREER 7 3X, last ETSU (12/22/21)

3-POINTERS ATTEMPTED

SEASON 12 vs. S. Carolina (1/22/22)

CAREER 14 vs. Wyoming (3/6/19)

FREE THROWS MADE

SEASON 5 vs. S. Carolina (1/22/22)

CAREER 5 vs. S. Carolina (1/22/22)

5 vs. Utah St. (1/30/19)

FREE THROWS ATTEMPTED

SEASON 5 vs. Vanderbilt (1/29/22)

5 vs. S. Carolina (1/22/22)

CAREER 7 vs. Utah St. (1/30/19)

MISCELLANEOUS STATS

DOUBLE-DIGIT POINTS

SEASON 9 CAREER 31

DOUBLE-DIGIT REBOUNDS

SEASON 1 CAREER 1

DOUBLE-DOUBLES

SEASON - CAREER -

20-POINT GAMES

SEASON 1 CAREER 5

2021-22 SEASON HIGHLIGHTS:

- Proposed to his longtime girlfriend Mackenzie Moore on Nov. 14. They've known each other since they were 7th graders at Akimel (pronounced ah-kee-mull) Middle School and started dating as seniors at Desert Vista High School.
- Limited due to an illness at the Roman Legends Classic. Did not start against Virginia and then remained at the team hotel for the Northwestern game.
- Grabbed a career-high 11 rebounds against Western Carolina, more than double his previous best of five.
- Among stat for SEC games only, No. 2 in 3FGs per game (2.9) and No. 3 in 3FG pct. (.397).
- Over his career, 72.0 percent (190 of 264) of his FGs made are 3-pointers and is shooting a better percentage outside the arc (.432) than on 2-point attempts (.385).

CAREER HIGHLIGHTS:

- IN THREE SEASONS PRIOR TO UGA**, played the 2020-21 season at Southern Cal after competing at San Jose State in 2017-18 and 2018-19.
- AS A JUNIOR AT SOUTHERN CAL IN 2020-21**, appeared in 31 of 33 games, helping the Trojans finish 25-8 and reach the "Elite Eight" of the NCAA Tournament.
- Averaged 3.6 points recorded double-figure minutes 16 times, including nine of 20 Pac-12 games.
- IN TWO SEASONS AT SAN JOSE STATE**, started 44 of 61 games and averaged 8.0 points with 20 double-figure scoring performances and a quartet of 20-point outbursts.
- Produced the two highest season 3-point shooting percentages in SJSU history – .460 (40-of-87) as a freshman and .455 (81-of-178) as a sophomore.
- Among San Jose State's career leaders, left ranked No. 2 in 3-point pct. (.457) and No. 8 in 3-pointers (121).
- Wrapped up his SJSU career with at least one 3-pointer in 29 consecutive games, a school record.
- As a sophomore in 2018-29, set the Spartans' single-season record for 3-pointers made (81).
- Finished the 2018-19 season ranked No. 6 nationally in 3-point percentage at .455 (81-of-178).
- PRIOR TO SJSU**, coached by Gino Crump as a senior and by Tony Darden as a sophomore and junior at Desert Vista High and helped the Thunder reach the quarterfinals of the 2017 6A state tourney.
- Played sparingly as a junior (due to a back injury) and sophomore (on a team that finished as state runner-up).
- Earned his bachelor's degree in Human and Health Science from Southern Cal in 2021 and is pursuing a second bachelor's in Sport Management at UGA.

▶ GAME-BY-GAME LINESCORES

Opponent	FGs	3FGs	FTs	OR	DRRB	PF	PT	A	TO	B	S	MP
FIU	2-5	0-2	0-0	2	3	5	0	4	0	0	1	17
at Cincinnati	* 3-5	3-4	0-0	0	0	0	2	9	1	1	0	18
S.C. STATE	* 2-9	2-7	0-0	1	2	3	1	6	1	0	0	19
GA. TECH	* 2-4	1-3	0-0	0	0	0	0	5	1	0	0	10
vs. Virginia	0-1	0-1	0-0	0	1	1	0	0	0	1	0	7
vs. Northwestern	DNP											
WOFFORD	0-1	0-1	0-0	0	1	1	0	0	0	0	0	7
MEMPHIS	0-1	0-1	2-2	0	1	1	1	2	0	0	0	5
JACKSONVILLE	1-3	1-2	0-0	0	2	2	0	3	0	0	0	12
G. MASON	* 3-6	3-5	2-3	0	3	3	1	11	1	0	0	21
W. CAROLINA	* 2-8	2-6	0-0	0	11	11	0	6	4	0	2	30
ETSU	* 8-10	7-9	2-3	0	7	7	2	25	1	1	1	33
GARDNER-WEBB	* 4-7	2-5	1-1	1	4	5	2	11	1	1	0	36
TEXAS A&M	* 7-14	5-10	0-0	0	4	4	2	19	0	1	1	34
at Kentucky	* 4-6	3-5	3-4	1	2	3	2	14	1	1	0	32
at Mississippi St.	* 5-12	3-10	2-2	0	5	5	0	15	0	0	1	31
VANDERBILT	* 3-7	1-4	0-0	0	7	7	2	7	2	1	0	29
at Auburn	* 4-8	3-5	0-0	0	5	5	2	11	0	4	0	32
at S. Carolina	* 3-12	3-12	5-5	0	3	3	4	14	1	1	0	26
ALABAMA	* 2-3	2-3	0-0	0	0	0	3	6	3	1	0	19
at Vanderbilt	* 4-10	3-9	4-5	0	9	9	3	15	2	2	0	35
ARKANSAS												
AUBURN												
at Florida												
S. CAROLINA												
at LSU												
OLE MISS												
at Texas A&M												
FLORIDA												
TENNESSEE												
at Missouri												

▶ OVERALL CAREER STATISTICS

	GP-GS	MP-Avg.	FGs	Pct.	3FGs	Pct.	FTs	Pct.	O+R=Tot.-Avg.	PF-D	A	TO	BL	ST	Pts.-Avg.
2017-18	30-17	535-17.8	54-133	.406	40-87	.460	7-14	.500	8+48=56-1.9	25-0	39	52	2	12	155-5.2
2018-19	31-27	849-27.4	110-270	.407	81-178	.455	34-44	.773	10+73=83-2.7	52-0	55	61	2	16	355-10.8
SJSU	61-44	1384-22.7	164-403	.407	121-265	.457	41-58	.707	18+121=139-2.3	77-0	94	113	4	28	490-8.0
2020-21-SC	31-1	337-10.9	41-97	.423	25-71	.352	5-11	.455	6+22=28-0.9	14-0	9	17	3	7	112-3.6
2021-22	20-15	453-22.7	59-132	.447	44-104	.423	21-25	.840	5+70=75-3.8	27-0	19	15	6	4	183-9.2
TOTALS	112-60	2172-19.4	264-632	.418	190-440	.432	67-94	.713	29+213=242-2.2	118-0	122	145	13	39	785-7.0

▶ SEC CAREER STATISTICS

	GP-GS	MP-Avg.	FGs	Pct.	3FGs	Pct.	FTs	Pct.	O+R=Tot.-Avg.	PF-D	A	TO	BL	ST	Pts.-Avg.
2021-22	8-8	238-29.8	32-72	.444	23-58	.397	14-16	.875	1+35=36-4.5	18-0	9	11	2	2	101-12.6
TOTALS	8-8	238-29.8	32-72	.444	23-58	.397	14-16	.875	1+35=36-4.5	18-0	9	11	2	2	101-12.6



23 BRAELEN BRIDGES

6-11 • 240 • SR. • ATLANTA, GA. • TR.-UIC • NON-PROFIT LEADERSHIP & MANAGEMENT (MASTER'S)

SEASON & CAREER HIGHS

POINTS

SEASON 24 vs. Cincinnati (11/13/21)

CAREER 24 vs. Cincinnati (11/13/21)

REBOUNDS

SEASON 8 3X, last S.C. State (11/16/21)

CAREER 14 vs. DePaul (12/14/19)

ASSISTS

SEASON 6 vs. Auburn (1/19/22)

CAREER 6 vs. Auburn (1/19/22)

BLOCKS

SEASON 1 9X, last Alabama (1/25/22)

CAREER 3 3X, last Youngstown St. (3/5/20)

STEALS

SEASON 1 6X, last Alabama (1/25/22)

CAREER 1 20X, last Alabama (1/25/22)

MINUTES

SEASON 34 vs. Kentucky (1/8/22)

CAREER 34 vs. Kentucky (1/8/22)

FIELD GOALS MADE

SEASON 11 vs. Cincinnati (11/13/21)

CAREER 11 vs. Cincinnati (11/13/21)

FIELD GOALS ATTEMPTED

SEASON 15 vs. Cincinnati (11/13/21)

CAREER 15 vs. Cincinnati (11/13/21)

3-POINTERS MADE

SEASON -

CAREER -

3-POINTERS ATTEMPTED

SEASON -

CAREER -

FREE THROWS MADE

SEASON 7 vs. W. Carolina (12/20/21)

7 vs. G. Mason (12/18/21)

CAREER 7 vs. W. Carolina (12/20/21)

7 vs. G. Mason (12/18/21)

FREE THROWS ATTEMPTED

SEASON 10 vs. W. Carolina (12/20/21)

CAREER 10 vs. W. Carolina (12/20/21)

MISCELLANEOUS STATS

DOUBLE-DIGIT POINTS

SEASON 16 CAREER 40

DOUBLE-DIGIT REBOUNDS

SEASON - CAREER 4

DOUBLE-DOUBLES

SEASON - CAREER 4

20-POINT GAMES

SEASON 2 CAREER 3

2021-22 SEASON HIGHLIGHTS:

- Recorded a double-double of 12 points and 10 boards in exhibition outing versus Morehouse.
- Exploded for a career-high 24 points on career-most efforts of 11 FGs made and 15 FG attempts at Cincinnati.
- Leads the Bulldogs with 16 double-figure scoring outputs... and posted nine points in two of the five games he came up shy of reaching double digits – against Florida International and Ga. Tech.
- Just one made FGs shy of qualifying for SEC and NCAA stats in field goal percentage, where he **would** lead the league and ranked No. 6 nationally.
- Among SEC statistical leaders, ranks No. 13 in rebounding for all games (5.9 rpg), as well as No. 10 in stats for SEC games only (5.9 rpg).

CAREER HIGHLIGHTS:

- IN TWO SEASONS AT UIC**, started 37 of 49 games and contributed 8.9 points and 4.9 rebounds per game.
- Tallied 437 points – while shooting 58.7 percent from the floor – and 240 boards for the Flames.
- Scored in double figures 24 times, with four double-digit rebound counts and a quartet of double-doubles.
- As a junior in 2020-21, averaged 10.1 points and posted 11 double-digit scoring efforts and one double-figure rebound tally, resulting in a double-double against Central Michigan.
- As a sophomore in 2019-20, started all 34 games for UIC, which was then coached by current Georgia assistant coach Steve McClain
- Helped the Flames to the championship game of the 2020 Horizon League Tournament, a first since 2004.
- PRIOR TO UIC AT**, played in 24 games at Northwest Florida State the 2017-18 before not playing in 2018-19.
- Helped the Raiders finish 31-3 overall and advance to the quarterfinals of the 2018 NJCAA National Championships.
- PRIOR TO NWF**, coached by Jarvis Tarplin at Union Grove High, scoring 373 points, grabbing 320 rebounds and swatting 97 shots in 54 games played.
- Helped a dramatic turnaround in the Wolverines' fortunes between his junior and senior seasons. After posting a 9-16 record in 2015-16, Union Grove improved to 22-7 and reached the 2016 Georgia 5A state tournament.
- Earned is bachelor's degree in Communications from UIC in 2021 and is pursuing a master's in Nonprofit Management & Leadership at UGA.

▶ GAME-BY-GAME LINESCORES

Opponent	FGs	3FGs	FTs	OR	DRRB	PF	PT	A	TO	B	S	MP	
FIU	* 4-8	0-0	1-2	4	4	8	1	9	2	1	0	1	31
at Cincinnati	* 11-15	0-0	2-4	4	4	8	2	24	0	2	0	1	32
S.C. STATE	* 5-7	0-0	5-8	1	7	8	0	15	1	3	0	1	27
GA. TECH	* 4-6	0-0	1-3	1	1	2	2	9	3	2	0	0	26
vs. Virginia	* 6-11	0-0	2-2	1	4	5	5	14	0	3	0	0	27
vs. Northwestern	* 5-9	0-0	2-3	0	5	5	4	12	1	3	1	0	21
WOFFORD	* 3-4	0-0	1-1	1	3	4	2	7	0	3	0	0	21
MEMPHIS	* 3-5	0-0	4-6	2	2	4	3	10	0	1	1	0	30
JACKSONVILLE	* 4-4	0-0	6-8	1	4	5	2	14	3	0	1	1	25
G. MASON	* 3-4	0-0	7-9	2	5	7	3	13	3	4	1	0	29
W. CAROLINA	* 5-7	0-0	7-10	2	5	7	0	17	1	0	0	0	23
ETSU	* 3-3	0-0	0-0	1	5	6	3	6	0	5	1	0	23
GARDNER-WEBB	* 7-13	0-0	3-4	3	4	7	0	17	0	0	1	1	28
TEXAS A&M	* 5-8	0-0	2-2	2	5	7	1	12	3	4	1	0	29
at Kentucky	* 4-8	0-0	2-2	2	4	6	1	10	1	1	0	0	34
at Mississippi St.	* 1-5	0-0	1-2	4	3	7	2	3	2	1	0	0	26
VANDERBILT	* 6-12	0-0	2-4	4	2	6	3	14	3	3	0	0	34
at Auburn	* 5-9	0-0	1-3	2	4	6	0	11	6	2	1	0	30
at S. Carolina	* 8-11	0-0	4-6	1	4	5	3	20	0	4	0	0	33
ALABAMA	* 5-8	0-0	3-3	3	2	5	5	13	1	1	1	1	19
at Vanderbilt	* 7-8	0-0	0-0	0	5	5	3	14	3	2	0	0	28
ARKANSAS													
AUBURN													
at Florida													
S. CAROLINA													
at LSU													
OLE MISS													
at Texas A&M													
FLORIDA													
TENNESSEE													
at Missouri													

▶ OVERALL CAREER STATISTICS

	GP-GS	MP-Avg.	FGs	Pct.	3FGs	Pct.	FTs	Pct.	O+R=Tot.-Avg.	PF-D	A	TO	BL	ST	Pts.-Avg.
2019-20	34-34	702-20.6	121-215	.563	0-0	.000	43-65	.662	49+116=165-4.9	84-0	29	62	29	9	285-8.4
2020-21	18-3	345-19.1	75-115	.652	0-0	.000	28-47	.596	31+55=86-4.0	40-2	19	35	3	5	178-9.9
UIC	52-37	1047-20.1	193-330	.585	0-0	.000	71-112	.634	80+171=251-4.8	124-2	48	97	32	14	465-8.9
2021-22	21-21	576-27.4	104-165	.630	0-0	.000	56-82	.683	41+82=123-5.9	45-2	33	45	9	6	264-12.6
TOTALS	73-58	1620-22.2	300-495	.557	0-0	.000	127-194	.655	121+253=374-5.1	169-4	81	142	41	20	727-10.0

▶ SEC CAREER STATISTICS

	GP-GS	MP-Avg.	FGs	Pct.	3FGs	Pct.	FTs	Pct.	O+R=Tot.-Avg.	PF-D	A	TO	BL	ST	Pts.-Avg.
2021-22	8-8	233-29.1	41-69	.594	0-0	.000	15-22	.682	18+29=47-5.9	18-1	19	18	3	1	97-12.1
TOTALS	8-8	233-29.1	41-69	.594	0-0	.000	15-22	.682	18+29=47-5.9	18-1	19	18	3	1	97-12.1

► 2021-22 GEORGIA NUMERICAL ROSTER

NO.	NAME	HT.	WT.	POS.	CL.-EXP.	HOMETOWN / PREVIOUS SCHOOL
0	Jailyn Ingram	6-7	225	B	Gr.-Tr.	Madison, Ga. / Tr.-Florida Atlantic
1	Jabri Abdur-Rahim	6-8	210	B	* So.-Tr.	South Orange, N.J. / Tr.-Virginia
2	Cam McDowell	6-5	185	B	Fr.-HS	Powder Springs, Ga. / McEachern High School
3	Kario Oquendo	6-4	215	B	* So.-Tr.	Titusville, Fla. / Tr.-Florida SouthWestern State
4	Tyron McMillan	6-9	220	B	* Jr.-1L	New Orleans, La. / Tr.-Kilgore (Texas) College
5	Christian Wright	6-3	185	B	Fr.-HS	Alpharetta, Ga. / The Skill Factory
10	Aaron Cook	6-2	185	B	Gr.-Tr.	St. Louis, Mo. / Tr.-Gonzaga
11	Jaxon Etter	6-4	205	B	* Jr.-2L	Woodstock, Ga. / Etowah High School
12	Josh Taylor	6-9	215	B	* So.-1L	Atlanta, Ga. / Norcross High School
13	Jonathan Ned	6-9	220	B	* Sr.-1L	Brentwood, Calif. / Tr.-Eastern Florida State College
15	Dalen Ridgnal	6-7	200	B	* Jr.-Tr.	Kansas City, Mo. / Cowley (Community) College
20	Noah Baumann	6-6	210	B	* Sr.-Tr.	Phoenix, Ariz / Tr.-Southern Cal
23	Braelen Bridges	6-11	240	B	* Sr.-Tr.	Atlanta, Ga. / Tr.-UIC
24	P.J. Horne	6-6	225	B	Gr.-1L	Tifton, Ga. / Tr.-Virginia Tech
35	Tyrone Baker	6-11	210	B	Fr.-HS	Fort Myers, Fla. / Hightower (Texas) High School

Head Coach: Tom Crean (Central Michigan '89)

Assistant Coaches: Steve McClain (Chadron St. '84); John Linehan (Providence '02); Wade Mason (Tulane '01)

Director of Player Development: Brian Fish (Marshall '89)

Director Recruiting & Basketball Operations: J.D. Powell (Clemson '01)

Associate to the Head Coach/Director of Strategy:

David Gale (Loyola-Chicago '07)

Strength & Conditioning: Sean Hayes (Springfield '96)

Athletic Trainer: Lance Schuermann (Florida '07)

PRO-NUN-SEE-Ā-SHUN GUY'D
JABRI (Juh-bree) **ABDUR-RAHIM** (Ab-duhr rah-heem)

 Noah **BAUMANN** (bauw-man)

BRAELEN (Bray-linn) Bridges

JAXON (jack-son) **ETTER** (eh-tuhr) *think "better" without the "b"*
TYRON (Tyrun) **McMILLAN** (Mic-mill-uhn)

JAILYN (Jay-linn) Ingram

KARIO (care-ee-oh) **OQUENDO** (oh-kwin-dough)

DALEN (day-lin) **RIDGNAL** (ridge-uh-nul) *think "original" without the "o"*
► 2021-22 GEORGIA SPOTTER'S CHART

Tom Crean
Head Coach
4th Season

0 Jailyn Ingram
6-7 / 225 / Grad.
Madison, Ga.

1 Jabri Abdur-Rahim
6-8 / 210 / Soph.
South Orange, N.J.

2 Cam McDowell
6-5 / 185 / Fr.
Alpharetta, Ga.


3 Kario Oquendo
6-4 / 215 / Soph.
Titusville, Fla.

4 Tyron McMillan
6-9 / 220 / Jr.
New Orleans, La.

5 Christian Wright
6-2 / 185 / Fr.
Powder Springs, Ga.

10 Aaron Cook
6-2 / 185 / Grad.
St. Louis, Mo.

11 Jaxon Etter
6-4 / 205 / Jr.
Woodstock, Ga.

12 Josh Taylor
6-9 / 215 / Soph.
Atlanta, Ga.

13 Jonathan Ned
6-9 / 220 / Sr.
Brentwood, Calif.

15 Dalen Ridgnal
6-7 / 200 / Jr.
Kansas City, Mo.

20 Noah Baumann
6-6 / 210 / Sr.
Phoenix, Ariz.

23 Braelen Bridges
6-11 / 240 / Sr.
Atlanta, Ga.

24 P.J. Horne
6-6 / 225 / Grad.
Tifton, Ga.

35 Tyrone Baker
6-11 / 210 / Fr.
Fort Myers, Fla.

Steve McClain
Assistant Coach
2nd Season

John Linehan
Assistant Coach
3rd Season

Wade Mason
Assistant Coach
1st Season

Brian Fish
Dir. of Player Development
3rd Season

J.D. Powell
Dir. of Recruiting & Ops
1st Season

David Gale
Assoc. to H.C./Dir. of
Strategy - 1st Season

Sean Hayes
Dir. of Strength & Cond.
11th Season

Lance Schuermann
Athletic Trainer
4th Season


HEAD COACH TOM CREAN CENTRAL MICHIGAN '89 • 47-64 (4TH AT UGA) • 403-295 (22ND OVERALL)

- Earned his 400th career win with Dec. 1 upset of No. 18 Memphis, with 190 in 9 seasons at Marquette, 166 in 9 seasons at Indiana and 44 at UGA.
- Coached 16 NBA players during his head coaching career, with those players going on to combine to earn more than \$714 million.
- Led Georgia to 2 of the Bulldogs' 3-highest scoring averages of the 2000s – No. 2 77.8 ppg in 2020-21 and No. 4 75.9 ppg in 2019-20.


NO. 0 JAILYN INGRAM 6-7 • 225 • GRAD. • MADISON, GA. • NON-PROFIT LEADERSHIP & MANAGEMENT

- Helped Morgan County High School to Georgia Class 3A state titles in 2014 and 2016.
- Among FAU career leaders, ranked No. 3 in boards (630) & No. 6 in points (1,334).
- Led team in double-figure games (7) when lost to knee injury vs. Jacksonville (12/7)

	MPG	PPG	RPG	APG	BPG	SPG	FG	3FG	FT
2021-22	27.2	10.7	6.0	2.1	0.2	0.8	.493	.261	.900
CAREER	25.5	10.9	5.2	1.6	0.4	0.7	.448	.354	.730


NO. 1 JABRI ABDUR-RAHIM 6-8 • 210 • SOPH. • SOUTH ORANGE, N.J. • JOURNALISM-INTENDED

- A consensus top-50 recruit in Class of 2020 ranked as high as No. 38 by espn.com.
- Named 2019 N.J. Player of the Year after lead Blair Academy to a Prep A state title.
- Scored 13 points against Alabama, including converting 10-of-11 trips to the line.

	MPG	PPG	RPG	APG	BPG	SPG	FG	3FG	FT
2021-22	18.6	7.5	3.3	0.3	0.3	0.3	.341	.290	.791
CAREER	14.7	5.7	2.4	0.3	0.3	0.2	.331	.276	.797


NO. 2 CAM McDOWELL 6-5 • 185 • FR. • POWDER SPRINGS, GA. • ACCOUNTING-INTENDED

- Named first-team Class 7A All-State in '21 after leading McEachern to state semis.
- Saw first game action against Gardner-Webb with 2 boards and 2 assists in 14 minutes.
- Did not dress for the Texas A&M & Kentucky contests due to a non-COVID illness.

	MPG	PPG	RPG	APG	BPG	SPG	FG	3FG	FT
2021-22	14.0	1.0	2.0	2.0	0.0	1.0	.000	.000	.500
CAREER	14.0	1.0	2.0	2.0	0.0	1.0	.000	.000	.500


NO. 3 KARIO OQUENDO 6-4 • 215 • SOPH. • TITUSVILLE, FLA. • HOUSING MANAGEMENT & POLICY

- Did not play senior season of high school to enroll at Florida SouthWestern State.
- Missed the Auburn game due to a lower-body injury.
- Among stat leaders for SEC games, No. 9 in scoring, No. 1 FG pct. & No. 6 in FT pct.

	MPG	PPG	RPG	APG	BPG	SPG	FG	3FG	FT
2021-22	27.3	12.7	4.1	0.8	0.6	1.0	.464	.217	.727
CAREER	27.3	12.7	4.1	0.8	0.6	1.0	.464	.217	.727


NO. 4 TYRON McMILLAN 6-9 • 220 • JR. • NEW ORLEANS, LA. • SOCIOLOGY

- Ranked as the No. 11 and JUCO prospect in the Class of 2020 by 247Sports.com.
- Got starting nods against Samford & Auburn in Athens last season.
- Averaging 6.5 ppg and shooting 80.0 percent from the field in last two SEC outings.

	MPG	PPG	RPG	APG	BPG	SPG	FG	3FG	FT
2021-22	8.2	1.9	1.5	0.2	0.0	0.1	.455	.000	.667
CAREER	7.3	1.9	1.4	0.1	0.0	0.2	.460	.000	.686


NO. 5 CHRISTIAN WRIGHT 6-3 • 185 • FR. • ALPHARETTA, GA. • BUSINESS-INTENDED

- Scored 1,000 points in 2 seasons at Milton High School before moving to TSF.
- Led TSF to victory at the 2021 Phenom Postgraduate National Championship.
- In 3 double-digit scoring games, put up 55.8 percent of his points (24-of-43) at the line.

	MPG	PPG	RPG	APG	BPG	SPG	FG	3FG	FT
2021-22	22.2	6.0	2.3	1.8	0.2	0.5	.347	.276	.831
CAREER	22.2	6.0	2.3	1.8	0.2	0.5	.347	.276	.831


NO. 10 AARON COOK 6-2 • 185 • GRAD. • ST. LOUIS, MO. • STRENGTH, FITNESS & CONDITIONING

- Member of Gonzaga's 2021 NCAA runner-up team before transferring to UGA.
- Became the 18th MBB player in D-I history to participate in 150 career games at Auburn.
- As of 1/31, ranked No. 12 nationally total assists (118) and No. 14 in average (5.9 apg).

	MPG	PPG	RPG	APG	BPG	SPG	FG	3FG	FT
2021-22	32.5	10.40	2.5	5.9	0.3	1.3	.385	.282	.723
CAREER	23.7	7.7	1.9	2.8	0.2	1.2	.419	.331	.687


NO. 11 JAXON ETTER 6-4 • 205 • JR. • WOODSTOCK, GA. • REAL ESTATE

- A lifelong fans who says playing for UGA "was something I never fathomed growing up."
- Has drawn 20 offensive fouls to date...and 28 in his last 31 games dating back to '20-21.
- Career-high 16 points vs. Vandy...secured first double-digit output in 1st half alone (11).

	MPG	PPG	RPG	APG	BPG	SPG	FG	3FG	FT
2021-22	25.5	5.6	3.0	1.8	0.1	0.7	.456	.452	.735
CAREER	14.0	3.2	1.7	0.8	0.0	0.4	.495	.447	.778


NO. 12 JOSH TAYLOR 6-9 • 215 • SOPH. • ATLANTA, GA. • HOUSING MANAGEMENT & POLICY

- At Norcross High School as a senior in 2019-20, one of only 3 Gwinnett County players to average a double-double (11.7 ppg, 10.7 rpg).
- After playing 3 of 13 non-conference games, has seen action in 4 of 8 SEC contests.

	MPG	PPG	RPG	APG	BPG	SPG	FG	3FG	FT
2021-22	5.0	1.7	1.0	0.0	0.0	0.3	.625	.000	.500
CAREER	4.0	0.9	1.3	0.0	0.1	0.2	.500	.000	.500


NO. 13 JONATHAN NED 6-9 • 220 • SR. • BRENTWOOD, CALIF. • COMMUNICATIONS

- Rated as the No. 15 junior college recruit in the Class of 2020 by 247Sports.com.
- Averaged 9.7 ppg in 63 career games played at Eastern Florida State.
- Has not dressed for last 12 games – since G. Mason – due to a foot injury.

	MPG	PPG	RPG	APG	BPG	SPG	FG	3FG	FT
2021-22	-	-	-	-	-	-	-	-	-
CAREER	6.6	1.6	1.4	0.1	0.2	0.1	.375	.333	.000


NO. 15 DALEN RIDGINAL 6-7 • 200 • JR. • KANSAS CITY, MO. • CONSUMER ECONOMICS

- 1 of 2 JUCO players to earn All-America honors in both 2020 & 2021.
- Averaged a double-double of 18.6 ppg and 11.7 rpg in 60 career GPs at Cowley.
- Upped his career high for PT by 9 minutes against Alabama – from 17 vs. GMU to 26.

	MPG	PPG	RPG	APG	BPG	SPG	FG	3FG	FT
2021-22	9.8	2.6	3.5	0.3	0.1	0.1	.333	.276	.636
CAREER	9.8	2.6	3.5	0.3	0.1	0.1	.333	.276	.636


NO. 20 NOAH BAUMANN 6-6 • 210 • SR. • PHOENIX, ARIZ. • SPORT MANAGEMENT

- Owns the two highest single-season 3FG percentage marks ever at San Jose State.
- All told, 72.0 percent (190 of 264) of his career FGs made are 3-pointers.
- In stats for league games only, ranked No. 2 in 3FGs (2.9) and No. 3 in 3FG pct (.397).

	MPG	PPG	RPG	APG	BPG	SPG	FG	3FG	FT
2021-22	22.7	9.2	3.8	1.0	0.3	0.2	.447	.423	.840
CAREER	19.4	7.0	2.2	1.1	0.1	0.3	.418	.432	.713


NO. 23 BRAELEN BRIDGES 6-11 • 240 • SR. • ATLANTA, GA. • NON-PROFIT LEADERSHIP & MANAGEMENT

- Played for UGA assistant coach Steve McClain at UIC during the 2019-20 season.
- Exploded for a career-high 24 points – while making 11-of-15 FGs – at Cincinnati.
- Double-digit scorer in a team-best 16 games...and scored 9 in 2 of the other 5 outings.

	MPG	PPG	RPG	APG	BPG	SPG	FG	3FG	FT
2021-22	27.4	12.6	5.9	1.6	0.5	0.3	.630	.000	.683
CAREER	22.2	10.0	5.1	1.1	0.6	0.3	.606	.000	.655
















NO. 35 TYRONE BAKER 6-11 • 210 • FR. • FORT MYERS, FLA. • MANAGEMENT-INTENDED

- Averaged a double-double of 15.8 ppg and 10.7 rpg in 3 seasons of high school hoops.
- The first Bulldog off the bench in the season opener, checking in at the 15:41 mark.
- Out of action indefinitely following injury to right hand in practice on 1/18.

	MPG	PPG	RPG	APG	BPG	SPG	FG	3FG	FT
2021-22	3.3	0.7	0.7	0.0	0.3	0.3	.250	.000	.000
CAREER	3.3	0.7	0.7	0.0	0.3	0.3	.250	.000	.000

SEASON HIGHS

CAREER HIGHS

POINTS	BOARDS	ASSISTS	BLOCKS	STEALS	MINUTES		POINTS	BOARDS	ASSISTS	BLOCKS	STEALS	MINUTES
17 Ga. Tech (11/19/21)	12 Virginia (11/22/21)	4 Cincinnati (11/13/21)	1 Two times, last JAX (12/7/21)	2 Jacksonville (12/7/21)	36 Memphis (12/1/21)	 INGRAM	28 Bethune-Cookman (12/1/18)	12 Four times, last MTSU (3/5/21)	6 Two times, last ODU (1/9/21)	4 Mercer (12/5/18)	3 Five times, last La. Tech (2/11/21)	39 Ohio St. (12/6/16)
20 Wofford (11/28/21)	5 Four times, last Alabama (1/25/22)	1 Six times, last Vanderbilt (1/29/22)	2 Cincinnati (11/13/21)	1 Six times, last Alabama (1/25/22)	27 Virginia (11/22/21)	 JABRI	20 Wofford (11/28/21)	5 Four times, last Alabama (1/25/22)	1 Eight times, last Vanderbilt (1/29/22)	2 Cincinnati (11/13/21)	1 Seven times, last Alabama (1/25/22)	27 Virginia (11/22/21)
1 Gardner-Webb (12/29/21)	2 Gardner-Webb (12/29/21)	2 Gardner-Webb (12/29/21)	—	1 Gardner-Webb (12/29/21)	14 Gardner-Webb (12/29/21)	 McDOWELL	1 Gardner-Webb (12/29/21)	2 Gardner-Webb (12/29/21)	2 Gardner-Webb (12/29/21)	—	1 Gardner-Webb (12/29/21)	14 Gardner-Webb (12/29/21)
28 Mississippi St. (1/12/22)	7 Three times, last Alabama (1/25/22)	3 Ga. Tech (11/19/21)	3 Wofford (11/28/21)	4 S.C. State (11/16/21)	36 Three times, last Miss. St. (1/12/22)	 OQUENDO	28 Mississippi St. (1/12/22)	7 Three times, last Alabama (1/25/22)	3 Ga. Tech (11/19/21)	3 Wofford (11/28/21)	4 S.C. State (11/16/21)	36 Three times, last Miss. St. (1/12/22)
8 Virginia (11/22/21)	5 Wofford (11/28/21)	2 ETSU (12/22/21)	—	1 Two times, last TAMU (1/4/22)	14 Two times, last Alabama (1/25/22)	 McMILLAN	8 Two times, last Virginia (11/22/21)	8 N. Georgia (12/2/20)	2 ETSU (12/22/21)	1 Northeastern (12/22/20)	1 Six times, last TAMU (1/4/22)	15 Samford (12/12/20)
17 Memphis (12/1/21)	6 Memphis (12/1/21)	5 Wofford (11/28/21)	2 Cincinnati (11/13/21)	3 S.C. State (11/16/21)	38 Memphis (12/1/21)	 WRIGHT	17 Memphis (12/1/21)	6 Memphis (12/1/21)	5 Wofford (11/28/21)	2 Cincinnati (11/13/21)	3 S.C. State (11/16/21)	38 Memphis (12/1/21)
22 S.C. State (11/16/21)	6 Two times, last Miss. St. (1/12/22)	12 W. Carolina (12/20/21)	1 Six times, last S.C. (1/22/22)	3 Three times, last TAMU (1/4/22)	37 Vanderbilt (1/15/22)	 COOK	25 Indiana St. (12/4/18)	7 Illinois-Wesleyan (11/5/19)	12 W. Carolina (12/20/21)	2 Six times, last Loyola-Chi. (1/27/19)	7 Oakland (11/10/19)	39 Two times, last Missouri St. (1/12/19)
16 Vanderbilt (1/15/22)	5 Three times, last Vanderbilt (1/29/22)	4 Two times, last TAMU (1/4/22)	1 Northwestern (11/23/21)	2 Vanderbilt (1/29/22)	35 Auburn (1/19/22)	 ETTER	16 Vanderbilt (1/15/22)	5 Three times, last Vanderbilt (1/29/22)	4 Two times, last TAMU (1/4/22)	1 Northwestern (11/23/21)	3 South Carolina (2/27/21)	35 Auburn (1/19/22)
4 Wofford (11/28/21)	2 Two times, last S.C. (1/22/22)	—	—	2 Mississippi St. (1/12/22)	12 Mississippi St. (1/12/22)	 TAYLOR	4 Wofford (11/28/21)	5 Two times, last JAX (12/4/20)	—	1 Cincinnati (12/19/20)	2 Mississippi St. (1/12/22)	12 Mississippi St. (1/12/22)
—	—	—	—	—	—	 NED	7 N. Georgia (12/2/20)	4 Two times, last Montana (12/8/20)	1 Two times, last Northeastern (12/22/20)	1 Three times, last Alabama (2/13/21)	2 Jacksonville (12/4/20)	20 N. Georgia (12/2/20)
10 W. Carolina (12/20/21)	9 W. Carolina (12/20/21)	1 Five times, last Vanderbilt (1/29/22)	1 Wofford (11/28/21)	1 Vanderbilt (1/29/22)	26 Alabama (1/25/22)	 RIDGINAL	10 W. Carolina (12/20/21)	9 W. Carolina (12/20/21)	1 Five times, last Vanderbilt (1/29/22)	1 Wofford (11/28/21)	1 Vanderbilt (1/29/22)	26 Alabama (1/25/22)
25 ETSU (12/22/21)	11 W. Carolina (12/20/21)	4 W. Carolina (12/20/21)	1 Four times, last Miss. St. (1/12/22)	2 W. Carolina (12/20/21)	36 Gardner-Webb (12/29/21)	 BAUMANN	29 Utah State (1/16/19)	11 W. Carolina (12/20/21)	5 Three times, last N. Mexico (2/27/19)	2 W. Carolina (12/20/21)	3 Four times, last N. Mexico (2/13/19)	40 Stanford (2/18/18)
24 Cincinnati (11/13/21)	8 Three times, last S.C. St. (11/16/21)	6 Auburn (1/19/22)	1 Nine times, last Alabama (1/25/22)	1 Six times, last Alabama (1/25/22)	34 Kentucky (1/8/22)	 BRIDGES	24 Cincinnati (11/13/21)	14 DePaul (12/14/19)	6 Auburn (1/19/22)	3 Youngstown St. (3/5/20)	1 20 times, last Alabama (1/25/22)	34 Kentucky (1/8/22)
2 Gardner-Webb (12/29/21)	1 Two times, last S.C. St. (11/16/21)	—	1 S.C. State (11/16/21)	1 FIU (11/9/21)	4 Two times, last G-Webb (12/29/21)	 BAKER	2 Gardner-Webb (12/29/21)	1 Two times, last S.C. St. (11/16/21)	—	1 S.C. State (11/16/21)	1 FIU (11/9/21)	4 Two times, last G-Webb (12/29/21)