

## THE MATCHUP

### #16/#13 TENNESSEE VOLUNTEERS

19-6, 10-3 SEC

**Head Coach:** Rick Barnes (Lenoir-Rhyne, 1977)  
**Record at Tennessee:** 142-79 (.643) / 7th year  
**Career Record:** 746-393 (.655) / 35th year  
**vs. Arkansas:** 7-6 / 4-5 with Tennessee

VS

### #23/#24 ARKANSAS RAZORBACKS

20-6, 9-4 SEC

**Head Coach:** Eric Musselman (San Diego, 1987)  
**Record at Arkansas:** 65-25 (.722) / 3rd year  
**Career Record:** 175-59 (.748) / 6th year  
**vs. Tennessee:** 1-2 / all with Arkansas

GAME 26 | TENNESSEE at ARKANSAS - Saturday, Feb. 19, 2022 | 4:05 p.m. ET / 3:05 p.m. CT | Bud Walton Arena (19,200)



## BROADCAST INFORMATION

### TV | ESPN

Dave Neal, PxP  
 Dane Bradshaw, analyst  
 Paul Beam, producer

### VIDEO STREAM

ESPN.com and ESPN app

### RADIO | Vol Network

Bob Kesling, PxP  
 Bert Bertelkamp, analyst  
 Tim Berry, engineer

### SATELLITE RADIO | SiriusXM

Sirius: 135 | XM: 191



ARKANSASRAZORBACKS.COM

## PROBABLE STARTERS

Tennessee	Ht.	Wt.	Yr.	Hometown	PPG	RPG	Other
G 1 Kennedy Chandler	6-0	172	Fr.	Memphis, Tenn.	13.3	3.2	4.9 apg
G 25 Santiago Vescovi	6-3	188	Jr.	Montevideo, Uruguay	13.8	4.4	.398 3FG%
G 30 Josiah-Jordan James	6-6	207	Jr.	Charleston, S.C.	8.8	5.6	1.5 spg
F 2 Brandon Huntley-Hatfield	6-10	235	Fr.	Clarksville, Tenn.	3.3	2.4	.468 FG%
F 33 Uroš Plavšić	7-0	240	Jr.	Ivanjica, Serbia	4.1	3.4	.586 FG%

Arkansas	Ht.	Wt.	Yr.	Hometown	PPG	RPG	Other
G 1 JD Notae	6-2	190	Sr.	Covington, Ga.	18.8	4.5	3.5 apg
G 5 Au'Diese Toney	6-6	205	Sr.	Huntsville, Ala.	10.3	5.3	2.3 orpg
G 0 Stanley Umude	6-6	210	Gr.	San Antonio, Texas	11.4	4.6	.376 3FG%
F 3 Trey Wade	6-6	220	Gr.	Marietta, Ga.	3.7	2.3	.529 FG%
F 10 Jaylin Williams	6-10	240	So.	Fort Smith, Ark.	10.2	9.3	2.8 apg

## ONE FLY, WE ALL FLY

## THE SERIES

- Tennessee leads its all-time series with Arkansas, 23-21, dating to 1936.
- The Volunteers have won four of the last five meetings.
- Arkansas holds an 11-4 advantage when the series is contested in Fayetteville and has won each of the last six clashes at Bud Walton Arena. The Vols' last win at Arkansas came in 2009.
- Arkansas is 14-1 at Bud Walton Arena this season.
- Incredibly, Saturday's game marks the first time in the history of this series that both the Vols and the Razorbacks will be ranked in the AP Top 25 at tipoff.**
- Rick Barnes** is 2-1 in head-to-head coaching matchups with **Eric Musselman**.
- John Fulkerson** started and had 15 points and five boards in his last trip to Bud Walton Arena in 2020.
- A victory Saturday would give the Vols a winning record in true road games this season (5-4).

## LAYUP LINES - TEAM

- For the second time during the **Rick Barnes** era, Tennessee is riding a streak of at least eight straight wins over SEC opponents.
- Tennessee stands at No. 9 in the NCAA's latest NET ratings. Each of UT's six losses are Quad 1.
- Tennessee joins Kentucky and Auburn as the only three SEC teams that have no losses outside Quadrant 1 this season.
- According to KenPom, the Vols rank fourth in the nation in adjusted defensive efficiency, allowing only 87.6 points per 100 possessions.
- Tennessee averages an SEC-best 16.1 assists per game during league play (209 assists on 317 FGs).
- The Vols rank eighth among all Division I teams in both steals per game (98. spg) and turnover margin (+4.8).
- Tennessee commits an average of 13.6 turnovers on the road in SEC play. Arkansas this season is forcing 18.0 turnovers per game in its home SEC contests.

## LAYUP LINES - PLAYERS

- During UT's five-game win streak, junior **Josiah-Jordan James** leads the Vols in scoring (14.8 ppg) and rebounding (5.8 rpg) while shooting .370 from 3-point range and .900 from the foul line.
- All-SEC candidate **Santiago Vescovi** is the league's top 3-point shooter during SEC play, hitting at a .458 clip from long range.
- Naismith Defensive Player of the Year and Bob Cousy Award candidate **Kennedy Chandler's** 2.33 steals per game rank 12th in Division I and second nationally among true freshmen.
- During SEC play, Vols freshmen **Zakai Zeigler** (2.54 spg) and Chandler (2.50 spg) rank first and second, respectively, in steals per game.
- Zeigler and Chandler have combined for 18 steals over UT's last three games.
- Zeigler has scored in double figures in each of UT's last seven games.

## 2021-22 SCHEDULE

### RECORD

19-6

SEC	10-3
NON-CONFERENCE	9-3
HOME	14-0
AWAY	4-4
NEUTRAL	1-2

DATE	OPPONENT (TV)	TIME/RESULT
N9	UT Martin (SEC Network)	W, 90-62
N14	ETSU (SEC Network)	W, 94-62
N20	1-vs. #5 Villanova (ESPN News)	L, 71-53
N21	1-vs. #18 North Carolina (ESPN)	W, 89-72
N26	Tennessee Tech (SEC Network+)	W, 80-69
N30	Presbyterian (SEC Network)	W, 86-44
D4	at Colorado (FOX Sports 1)	W, 69-54
D7	2-vs. Texas Tech (ESPN)	L, 57-52 OT
D11	UNC Greensboro (SEC Network)	W, 76-36
D14	USC Upstate (SEC Network+)	W, 96-52
D18	vs. Memphis (ESPN2)	Cancelled
D22	#6 Arizona (ESPN2)	W, 77-73
D29	at #19 Alabama* (ESPN2)	L, 73-68

J5	Ole Miss* (SEC Network)	W, 66-60 OT
J8	at #21 LSU* (ESPN2)	L, 79-67
J11	South Carolina* (SEC Network)	W, 66-46
J15	at #18 Kentucky* (ESPN)	L, 107-79
J18	at Vanderbilt* (SEC Network)	W, 68-60
J22	#13 LSU* (ESPN)	W, 64-50
J26	Florida* (ESPN2)	W, 78-71
J29	3-at Texas (ESPN)	L, 52-51

F1	Texas A&M* (SEC Network)	W, 90-80
F5	at South Carolina* (CBS)	W, 81-57
F9	at Mississippi State* (ESPN2)	W, 72-63
F12	Vanderbilt* (SEC Network)	W, 73-64
F15	#4 Kentucky* (ESPN)	W, 76-63
F19	at #23 Arkansas* (ESPN)	4 p.m.
F22	at Missouri* (SEC Network)	7 p.m.
F26	Auburn* (ESPN/ESPN2)	4 p.m.

M1	at Georgia* (SEC Network)	6:30 p.m.
M5	Arkansas* (ESPN/ESPN2)	noon or 2 p.m.
M9-13	4-SEC Tournament	TBD

### Schedule Key

- 1-Hall of Fame Tip-Off (Uncasville, Conn.)
- 2-Jimmy V Classic (New York, N.Y.)
- 3-Big 12/SEC Challenge
- 4-SEC Tournament (Tampa, Fla.)
- \*SEC Game

All Times Eastern; Opponent Rankings are AP



Are you viewing these game notes on a wifi-enabled device? If so, click on any game's score above to view the video highlights from that contest.

## DEVELOPMENT U

Seventh-year head coach **Rick Barnes** has recruited and developed seven Vols who have progressed to the NBA. That includes two four-star, two three-star and one unranked prospect. Now, for the first time ever, Tennessee's roster features four five-star prospects.

## QUICK FACTS

### THE BASICS

Location: Knoxville, Tenn.  
 Founded: 1794  
 Conference: Southeastern  
 Enrollment: 31,701  
 Colors: Orange & White  
 Nickname: Volunteers  
 Mascot: Smokey  
 Band: Pride of the Southland  
 University President: Randy Boyd  
 Knoxville Chancellor: Dr. Donde Plowman  
 Faculty Representative: Dr. Donald Bruce  
 Director of Athletics: Dr. Danny White  
 Athletic Department Phone: 865-974-1220  
 Ticket Office Phone: 1-800-332-VOLS (8657)

### COURT FACTS

#### THOMPSON-BOLING ARENA

Normal Capacity: 21,678  
 Record in Arena: 423-138 (.754), 35th season  
 Record on Current Court: 92-20 (.821), 7th season  
 Largest Crowd: 25,610 vs. Kentucky (1/21/89)  
 Largest Crowd at Current Capacity: 22,326 vs. Gonzaga (1/7/09)

## MEDIA INFORMATION

### CREDENTIALS

Outlets interested in obtaining credentials to cover Tennessee basketball home games must apply for credentials via Sports Systems:

[www.sportssystem.com/clients/seccredentials/](http://www.sportssystem.com/clients/seccredentials/)

Applications for single-game credentials should be submitted at least five days in advance of the game(s) one plans to cover.

### COVERING PRACTICE

Only select Tennessee basketball practices are open to the media. Contact Associate AD Tom Satkowiak (tomsid@tennessee.edu) for dates and times. See Page 279 of the Tennessee Media Guide for specific coverage guidelines.

### WEEKLY PRESS CONFERENCES

Rick Barnes and select Tennessee players are typically available for interviews twice weekly during the season (in addition to postgame availabilities). For a particular week's schedule, please email Tom Satkowiak (tomsid@tennessee.edu).

## MEDIA RELATIONS STAFF



#### TOM SATKOWIAK

Associate AD for Communications  
**Rick Barnes Requests**  
 Cell: 865-696-2897  
 Email: TomSID@tennessee.edu  
 Twitter: @TomSatkowiak



#### WYETH WILSON

Media Relations Graduate Assistant  
**Student-Athlete Requests**  
 Cell: 865-308-1466  
 Email: wyethwilson@tennessee.edu  
 Twitter: @WyethWilson



## TENNESSEE ROSTER

No.	Name	Pos.	Ht.	Wt.	Cl.	Hometown (Previous School)
0	Jonas Aidoo	F	6-11	234	Fr.	Durham, N.C. (Liberty Heights Athletic Institute)
12	Victor Bailey Jr.	G	6-4	182	Sr.	Austin, Texas (University of Oregon)
1	Kennedy Chandler	G	6-0	171	Fr.	Memphis, Tenn. (Sunrise Christian Academy [Kan.])
3	Quentin Diboundje	G	6-5	217	Fr.	Montpellier, France (Monteverde Academy [Fla.])
10	John Fulkerson	F	6-9	219	Su-Sr.	Kingsport, Tenn. (The Christ School [N.C.])
21^	Kent Gilbert	G	6-1	175	So.	Greenville, N.C. (D.H. Conley HS)
2	Brandon Huntley-Hatfield	F	6-10	246	Fr.	Clarksville, Tenn. (Scotland Campus Prep [Pa.])
30	Josiah-Jordan James	G	6-6	214	Jr.	Charleston, S.C. (Porter-Gaud School)
35^	Brock Jancek	F	6-8	228	Sr.	Knoxville, Tenn. (Knoxville Catholic HS)
15	Jahmai Mashack	G	6-4	196	Fr.	Fontana, Calif. (Etiwanda HS)
13	Olivier Nkamhoua	F	6-8	232	Jr.	Helsinki, Finland (Bishop Walsh School [Md.])
33	Uroš Plavšić	F	7-0	251	Jr.	Ivanjica, Serbia (Arizona State University)
24	Justin Powell	G	6-6	197	So.	Prospect, Ky. (Auburn University)
31^	Isaiah Sulack	G	6-5	186	Jr.	Knoxville, Tenn. (Bossier Parish [La.] CC)
32	Handje Namba	F	6-11	229	Fr.	Knoxville, Tenn. (Knoxville Catholic HS)
25	Santiago Vescovi	G	6-3	191	Jr.	Montevideo, Uruguay (NBA Global Academy)
5	Zakai Zeigler	G	5-9	167	Fr.	Long Island, N.Y. (Our Saviour Lutheran School)

^ walk-on

### STAFF

**Head Coach:** Rick Barnes

Record at Tennessee: 142-79 (7th Year)

Overall Record : 746-393 (35th Year)

**Associate Head Coach:** Michael Schwartz

**Assistant Coach:** Justin Gainey

**Assistant Coach:** Rod Clark

**Sports Performance Coach:** Garrett Medenwald

**Athletic Trainer:** Chad Newman

**Director of Basketball Operations:** Mary-Carter Eggert

**Director of Player Development:** Bryan Lentz

**Director of Student-Athlete Development:** Ken McDonald

**Video Coordinator:** Luke Schapker

**Graduate Managers:** Adam Eberhard, Josh Giardina

### PRONUNCIATION GUIDE

Jonas Aidoo	AY-doo
Quentin Diboundje	DIH-boon-zhay
Brock Jancek	JAN-sik
Jahmai Mashack	juh-MY MAY-shack
Garrett Medenwald	MAY-dihn-wald
Olivier Nkamhoua	OH-liv-ee-AY KAHM-wuh
Uroš Plavšić	Ū-rōsh PLĀV-chich
Handje Namba	AHN-jay TAHM-buh
Santiago Vescovi	sahn-tee-AH-go VESS-co-vee
Zakai Zeigler	zuh-KY ZEE-glur

### SOCIAL



## BY THE NUMBERS

6

There are only six active NCAA head coaches who have more career Division I wins to their credit than **Rick Barnes** (746).

2

Only two SEC players have made more 3-pointers than **Santiago Vescovi** (74) this season. He attempts 7.4 treys per game.

13.0

During Tennessee's current five-game win streak, the Vols own a +13.0 scoring margin.

## NOTEWORTHY

### SECOND TIME'S A CHARM

- Since 2018, **Rick Barnes** and his staff have guided the Volunteers to an 18-5 record in regular-season rematch games (SEC Tournament games not included).
- Tennessee's next rematch game will be the March 5 meeting with Arkansas in Knoxville.

### EPIPHANY IN AUSTIN?

- Despite suffering a one-point loss at Texas in the Big 12/SEC Challenge on Jan. 29, Tennessee closed the game by completely erasing a 16-point deficit in four minutes and nine seconds. That furious, late-game rally seems to have sparked an offensive awakening for the Vols.
- In Tennessee's four games since its trip to Austin, the Vols' scoring average jumped to 79.0 points thanks to the team shooting .447 from the field, .426 from 3-point range and .790 at the free-throw line.
- The Vols also are averaging an impressive 17.5 assists over those last four games while boasting a +13.0 ppg scoring margin.
- **Out of 160 total minutes played over the last four games, Tennessee has led for 140:25.**

### OFFENSE: MONTH-BY-MONTH

- Tennessee's offense output and efficiency took a dip in December and January but has rebounded thus far during an undefeated February.

MONTH	PPG	FG%	3FG%	FT%	RECORD
November	82.0	.473	.379	.779	5-1
December	73.0	.414	.284	.653	4-2
January	67.4	.417	.333	.654	5-3
February	78.4	.447	.432	.808	5-0

### AIDOO'S EMERGENCY EMERGENCE

- A Feb. 5 injury to starting forward **Olivier Nkamhoua** created an immediate need for additional frontcourt support, and 6-11 true freshman **Jonas Aidoo** has answered the call.
- Prior to Nkamhoua's injury, Aidoo had logged just 14 total minutes in six appearances this season.
- But in Tuesday's win over No. 4 Kentucky, Aidoo delivered a breakout performance against the heralded Cats and national player of the year candidate **Oscar Tshiebwe**. In 18 productive minutes, Aidoo totaled five points, seven rebounds (three offensive) and three blocks. Two of those blocks were on attempts by Tshiebwe.
- Aidoo's plus/minus rating vs. Kentucky was a game-high +18.

### FULKERSON JOINS YET ANOTHER STATISTICAL BROTHERHOOD

- While appearing in his seventh career win against Kentucky (yes, you read that right), **John Fulkerson** logged his 100th career steal.
- With that steal, Fulkerson joined VFLs **Wayne Chism** (2006-10) and **Vincent Yarbrough** (1998-2002) as the only Vols in program history to total 1,000 points, 500 rebounds, 150 assists, 100 blocks and 100 steals.

### SANTI SEEING A BIG RIM

- With 74 made 3-pointers this season, **Santiago Vescovi** is on pace to finish the season with the fifth-most made threes in program history (92).
- Vescovi is averaging 3.0 made threes per game.
- It took Vescovi only 18 games this season to surpass his total of 53 3-pointers in 27 games last year.

### NATION'S FOURTH-RATED DEFENSE

- Twice during the Barnes era, Tennessee's adjusted defensive efficiency (per KenPom) has ranked among the top 10 nationally.
- **KenPom currently rates Tennessee's defensive efficiency as the fourth-best in the country.**
- Last year's Vols finished the season with the nation's fifth-best defensive efficiency, allowing only 88.1 points per 100 possessions.

SEASON	DEF. EFF.	NAT'L RANK
2021-22	87.6	4
2020-21	88.1	5
2019-20	95.8	62
2018-19	96.5	42
2017-18	92.4	6
2016-17	97.5	55

### DEFENSIVE HIGHLIGHTS

- **The Vols rank third in the country in steal percentage, logging steals on 14.1 percent of opponents' possessions.**
- Five times this season, the Vols have held an SEC foe to 60 points or fewer; UT is 5-0 in those games.
- In handing No. 6 Arizona its first loss of the season, the Vols were the first team to hold the Wildcats—who boasted the highest scoring average in Division I (91.0 ppg)—to fewer than 80 points.
- Tennessee's 76-36 win over UNC Greensboro on Dec. 11 marked UT's fewest points allowed during the shot-clock era. It was the lowest point total for an opponent since Ohio Northern scored 33 in 1983.
- The Vols are forcing 17.0 turnovers per game and averaging 19.6 points off turnovers.
- The Vols have forced 25 or more turnovers three times this season, including a Barnes-era best 27 turnovers forced in the win over Ole Miss (Jan. 5).
- **The Vols average 28.0 pass deflections per game.**
- The opponents' leading scorer this season averages 17.8 ppg against the Vols. Only eight different players so far have scored 20 or more against Tennessee.

### JOJO DIALING IT IN FROM DEEP

- Junior wing **Josiah-Jordan James** has seen a spike in his 3-point shooting since mid-January, as more than half of his 3-point makes this season—21 of 35—have come in his last 11 games.
- Through his first 11 appearances this season, James was shooting 22 percent from deep (14 of 63). His accuracy boost over the last 11 games improved his season seven percentage points (.293).

SPAN	3FGs	PCT.	PPG
First 11 games played	14-63	.222	6.3
Last 11 games played	21-56	.375	11.4



Santiago Vescovi has made three or more 3-pointers in 33 of 71 career games.

## SPECIALTY STAT TRACKER

Opponent	Off TOs	Paint	2nd Chance	FB	Bench
UT Martin	24	24	34	16	31
ETSU	26	42	20	22	33
vs. #5 Villanova	4	26	15	8	18
vs. #18 UNC	19	54	7	19	30
Tennessee Tech	24	48	12	14	18
Presbyterian	33	38	7	18	38
at Colorado	21	42	7	9	16
vs. Texas Tech	13	26	11	13	19
UNC Greensboro	32	24	18	17	36
USC Upstate	31	48	19	16	38
#6 Arizona	16	32	13	12	16
at #19 Alabama	16	22	9	9	20
Ole Miss	22	26	11	12	15
at #21 LSU	13	24	5	6	19
South Carolina	21	28	9	9	17
at #18 Kentucky	11	32	10	1	25
at Vanderbilt	19	26	16	4	21
#13 LSU	11	24	13	7	18
Florida	17	20	7	13	23
at Texas	22	16	6	6	16
Texas A&M	24	30	13	18	29
at South Carolina	17	14	18	11	28
at Mississippi State	20	30	10	8	17
Vanderbilt	14	16	17	6	36
#4 Kentucky	20	26	4	16	33
at #23 Arkansas					
at Missouri					
Auburn					
at Georgia					
Arkansas					

<b>Total +/-</b>	+157	+100	+17	+32	+154
<b>Season Highs</b>	33	54	34	22	38

## FAST BREAK

The Volunteers under head coach **Rick Barnes** are 5-2 at home against border-rival Kentucky, defeating the Wildcats in Thompson-Boling Arena in 2016, 2017, 2018, 2019 and 2022.



# THE OPPONENT

## NOTING THE RAZORBACKS



## STAT LEADERS

SCORING	G-GS	Pts.	PPG
JD Notae	25-24	469	18.8
Stanley Umude	26-14	296	11.4

REBOUNDING	G-GS	Rebs.	RPg
Jaylin Williams	26-24	242	9.3
Au'Diese Toney	26-23	138	5.3

ASSISTS	G-GS	Asts.	APG
JD Notae	25-24	88	3.5
Davonte Davis	26-13	80	3.1

BLOCKS	G-GS	Blks.	BPG
Jaylin Williams	26-24	33	1.3
Stanley Umude	26-14	22	0.8

STEALS	G-GS	Stls.	SPG
JD Notae	25-24	61	2.4
Jaylin Williams	26-24	37	1.4

## ABOUT ARKANSAS

- Arkansas (20-6, 9-4 SEC) enters Saturday's matchup with Tennessee having won 10 of its last 11 games.
- After starting SEC play 0-3 with road losses to Mississippi State and Texas A&M and a home loss to Vanderbilt, the Razorbacks rattled off eight consecutive conference wins—capped off by a win over then-No. 1 Auburn.
- Arkansas currently sits in fourth place in the SEC standings, just one game behind Tennessee and Kentucky.
- The Razorbacks are 14-1 at Bud Walton Arena this season.
- Arkansas has posted a 2-4 record during Quadrant I games this season—notching wins at No. 12 LSU on Jan. 15 and at home against No. 1 Auburn on Feb. 8.
- Senior guard **JD Notae** has paced Arkansas on offense this season, averaging 18.8 points per game—a mark that ranks second in the SEC.
- Notae also leads the SEC and ranks eighth in the nation in steals per game, averaging 2.4 per contest.
- Razorback forward **Jaylin Williams** is averaging nearly a double-double with 10.2 points and 9.3 rebounds per game. Williams ranks second in the SEC and 17th in the nation in total rebounds.
- Through the games of Feb. 16, Arkansas ranks No. 22 in KenPom.com's rankings. The Razorbacks rank No. 18 in adjusted defensive efficiency and No. 67 in adjusted offensive efficiency.
- Bud Walton Arena opened for the 1993-94 basketball season, and the Razorbacks posted a perfect 16-0 home record that year en route to the national championship under coach **Nolan Richardson**.
- Arkansas hoops SID **Mike Cawood** might be wearing orange underwear Saturday. He was a student intern in UT's Sports Information Department from 1990-94 under **Haywood Harris** and **Bud Ford**.

## LAST MEETING WITH ARKANSAS

- Nine team blocks and an all-around outing from **John Fulkerson** propelled ninth-ranked Tennessee past Arkansas, 79-74, on Jan. 6, 2021, at Thompson-Boling Arena.
- Tennessee committed just five turnovers while forcing Arkansas to turn it over 20 times.
- Fulkerson stuffed the stat sheet, scoring 16 points, reeling in eight rebounds, blocking three shots and dishing off three assists.
- Yves Pons** totaled four blocks in the win and also added six points and three rebounds.
- Tennessee guards **Victor Bailey Jr.** and **Josiah-Jordan James** led UT in scoring with 17 points each.
- James added nine rebounds, three blocks and a steal, while Bailey added a block and a steal to his stat line.
- Freshman wing **Keon Johnson** made his first career start and scored a season-high 14 points on 4-of-8 shooting. He also knocked down all six of his attempts from the foul line—all of which came in the contest's final two minutes.
- Arkansas controlled a large majority of the opening half, knocking down 57 percent of its shot attempts to take a 40-33 lead into halftime.
- Out of the break, the Vols reeled off a 9-2 run, with Fulkerson scoring seven of those points to knot the score at 42 with just more than 15 minutes remaining.
- The next eight minutes were back-and-forth, with the programs trading the lead twice as the Vols took a slim, 61-59 advantage into the night's final 7:48.
- Tennessee used a number of timely defensive stops and 10 consecutive makes from the foul line in the final minutes to seal the five-point victory.
- Arkansas guard **J.D. Notae** scored 14 points in the second half and finished with 19 to pace the Razorbacks.

## MEMORABLE VOL PERFORMANCES AGAINST ARKANSAS

- Bristol, Tennessee, native **Bobby Hogsett** scored eight points and added 10 rebounds as Tennessee won its first-ever game against Arkansas, 77-57, on Dec. 27, 1963, in Shreveport, Louisiana.
- In front of 21,237 orange-clad fans, UT knocked off **Nolan Richardson's** fifth-ranked Razorbacks, 83-81, in Knoxville on Feb. 5, 1992. **Lang Wiseman** and **Allan Houston** both scored 26 points.
- The Vols upset No. 13 Arkansas in Fayetteville, 101-91, on Feb. 16, 1993, thanks to a double-double by **LaMarcus Golden** (22 points, 11 rebounds).
- Cleveland, Tennessee, native **JaJuan Smith** dropped 32 points on the Hogs during a 93-71 win over Arkansas in Knoxville on Feb. 5, 2008.
- Jordan McRae** powered Tennessee to an 81-74 win over Arkansas on Jan. 22, 2014, exploding for 34 points—including UT's final 13—at Thompson-Boling Arena.

## CONTEXTUALIZING TENNESSEE'S SUCCESS VS. UK UNDER BARNES

- From 1995-2015—a period that spanned the tenures of six UT head coaches—Tennessee's record against Kentucky was a combined 9-33, including a 7-26 mark against *ranked* UK squads.
- The Vols under **Rick Barnes** are 9-7 vs. Kentucky over just seven seasons, with an 8-5 record against ranked UK teams.
- For four of UT's Barnes-era wins over the Wildcats, Kentucky was ranked No. 4 in the AP Top 25.

## HONORS WATCH

### Team

- NCAA March Madness (Andy Katz)
- March Madness Team of the Week (Dec. 27, 2021)

### Kennedy Chandler

- Los Angeles Athletic Club
- Wooden Award Preseason Top 50 Watch List
- Atlanta Tipoff Club
- Naismith Men's Defensive Player of the Year Watch List
- Naismith Trophy Watch List
- Naismith Memorial Basketball Hall of Fame
- Bob Cousy Award Finalist (1 of 10)
- CollegeInsider.com
- Lute Olson National Player of the Year Watch List
- SEC
- SEC Freshman of the Week (Nov. 15, 2021)



### John Fulkerson

- Naismith Memorial Basketball Hall of Fame
- Karl Malone Award Watch List
- SEC Head Coaches
- Preseason All-SEC (First Team)
- SEC
- Co-SEC Player of the Week (Dec. 27, 2021)
- CollegeInsider.com
- Lute Olson National Player of the Week (Dec. 27, 2021)

### Santiago Vescovi

- Naismith Memorial Basketball Hall of Fame
- 2021 Hall of Fame Tip-Off All-Tournament Team

### Zakai Zeigler

- SEC
- SEC Freshman of the Week (Feb. 7, 2022)



Zakai Zeigler's .886 free-throw percentage during SEC play ranks third in the league.



## 285 WEEKS IN THE TOP 25 RANKINGS

- During his 35 seasons as a head coach, **Rick Barnes** has guided his teams to a total of 285 weeks in the Associated Press Top 25 rankings. That includes 124 total weeks in the top 10.

SCHOOL	WEEKS IN TOP 25	WEEKS IN TOP 10
George Mason	0	0
Providence	2	0
Clemson	34	14
Texas	180	84
Tennessee	69	26
<b>TOTAL</b>	<b>285</b>	<b>124</b>

## SETBACKS ALL QUALITY LOSSES

- Five of the six teams that have beaten Tennessee this season are ranked in this week's AP Top 25. The sixth (LSU) is among the top unranked vote-getters.
- Those six teams' average NET rating = 11.8**
- Among the teams that have beaten UT, the worst current NET rating is No. 22 (Alabama).
- All six of Tennessee's setbacks are Quad 1 losses.

## SUSTAINED SUCCESS

- Tennessee is the SEC's second-winningest program over the last five years (since the start of the 2017-18 season)—both in terms of total wins and winning percentage.

TEAM	TOTAL WINS	TEAM	WIN PCT.
Auburn	118-40	Auburn	.747
<b>Tennessee</b>	<b>111-44</b>	<b>Tennessee</b>	<b>.716</b>
Kentucky	111-45	Kentucky	.712
LSU	105-49	LSU	.682

## VOLS EIGHTH NATIONALLY IN STEALS

- Tennessee is logging steals at its second-highest rate in program history, averaging 9.9 per game. That ranks eighth among Division I teams.
- Through Barnes' first six seasons on Rocky Top, Tennessee averaged just 6.0 steals per game. And UT's highest per-game average during that span was 7.3 steals per game last season (with two first-round NBA Draft picks manning the wings).
- This year's team is flirting with the Tennessee single-season record for steals per game:

RANK	SPG	STEALS/GAMES	SEASON
1.	10.03	301/30	2005-06
	<b>9.84</b>	<b>246/25</b>	<b>2021-22</b>
2.	9.73	292/30	1988-89
3.	9.60	336/35	2006-07

## KC & ZIGGY SMOOTH CRIMINALS

- UT has a pair of freshmen guards who rank among KenPom's national top 25 in steal percentage.
- Zakai Zeigler** ranks third nationally, logging a steal on 5.25 percent of opponents' possessions while he is on the floor. **Kennedy Chandler** ranks 25th with a steal percentage of 4.47.
- Chandler ranks second in the SEC and 12th among all Division I players with 2.33 steals per game. His 56 total steals rank 11th among all players nationally.
- During SEC play, Chandler and Zeigler account for 54 percent of Tennessee's total steals (66 of 123).**
- Chandler and Zeigler have combined for 18 steals over UT's last three games.

## FULKERSON NOW OWNS SEC'S CAREER GAMES PLAYED RECORD

- After taking advantage of a sixth (COVID) year this season, **John Fulkerson** has seized both the Tennessee program record as well as the SEC record for career games played.

RANK	PLAYER, YEARS	SCHOOL	GP
1	<b>John Fulkerson, 2016-pres.</b>	<b>Tennessee</b>	<b>155</b>
2	Darius Miller, 2008-12	Kentucky	152
3	Wayne Turner, 1995-99	Kentucky	151
	Walter Hodge, 2005-09	Florida	151
5	Patric Young, 2010-14	Florida	150

## ZEIGLER MAKING CASE FOR SEC SIXTH MAN OF THE YEAR HONORS

- True freshman guard and SEC Sixth Man of the Year candidate **Zakai Zeigler** has proven to a rock-solid addition to this Tennessee roster.
- Zeigler is Tennessee's third-leading scorer in SEC play (10.4 ppg) and leads the team with 2.5 steals per game vs. conference foes.
- Zeigler also stands among the league leaders with an .886 free-throw percentage in SEC games.
- He twice exploded for 18 points in wins over North Carolina and South Carolina—two of his **10** double-digit scoring performances off the bench this season.

## NKAMHOUA SIDELINED INDEFINITELY

- Junior forward **Olivier Nkamhoua** suffered a left ankle injury during the second half of Tennessee's win at South Carolina Feb. 5 and is out indefinitely.
- He had started every game to that point and was UT's second-leading rebounder (5.6 rpg) and third-leading scorer (8.6 ppg).

## NATIONAL POLLS

### ASSOCIATED PRESS POLL

Updated: Feb. 14

Rank	School	Record	Points
1	Gonzaga (56)	21-2	1496
2	Auburn (4)	23-2	1413
3	Arizona	22-2	1370
4	Kentucky	21-4	1350
5	Purdue	22-4	1163
6	Kansas	20-4	1151
7	Baylor	21-4	1148
8	Providence	21-2	1093
9	Duke	21-4	1073
10	Villanova	19-6	911
11	Texas Tech	19-6	858
12	Illinois	18-6	778
13	UCLA	17-5	711
14	Houston	20-4	700
15	Wisconsin	19-5	631
<b>16</b>	<b>Tennessee</b>	<b>18-6</b>	<b>595</b>
17	USC	21-4	554
18	Ohio State	15-6	503
19	Michigan State	18-6	485
20	Texas	18-7	410
21	Murray State	24-2	290
22	Wyoming	21-3	190
23	Arkansas	19-6	158
24	UConn	17-7	112
25	Alabama	16-9	80

**Receiving Votes:** Marquette 77, Xavier 51, Colorado State 29, Saint Mary's 22, LSU 18, Iowa 17, Notre Dame 17, SMU 14, Rutgers 10, Virginia 4, Miami (Fla.) 3, Boise State 3, Toledo 3, South Dakota State 3, Belmont 2, San Francisco 2, Vermont 1, Wake Forest 1

**Dropped from Rankings:** Marquette 18, Saint Mary's 22, Xavier 25

### USA TODAY COACHES' POLL

Updated: Feb. 14

Rank	School	Record	Points
1	Gonzaga	21-2	798
2	Auburn	23-2	734
3	Kentucky	21-4	731
4	Arizona	22-2	725
5	Duke	21-4	631
6	Kansas	20-4	603
7	Purdue	22-4	596
8	Baylor	21-4	583
9	Providence	21-2	577
10	Villanova	19-6	475
11	Texas Tech	19-6	451
12	Illinois	18-6	441
<b>13</b>	<b>Tennessee</b>	<b>18-6</b>	<b>360</b>
14	UCLA	17-5	358
15	Houston	20-4	351
16	Wisconsin	19-5	328
17	USC	21-4	288
18	Ohio State	15-6	278
19	Michigan State	18-6	244
20	Texas	18-7	170
21	Murray State	24-2	105
22	Wyoming	21-3	94
23	Marquette	16-9	87
T-24	UConn	17-7	68
T-24	Arkansas	19-6	68

**Receiving Votes:** 55 Alabama, 45 Saint Mary's, 3 Colorado State, 20 Xavier, 18 Notre Dame, 16 Wake Forest, 14 Miami (Fla.), 8 LSU, 7 SMU, 7 Loyola-Chicago, 6 Seton Hall, 6 Rutgers, 6 Boise State, 4 Davidson, 3 San Francisco, 2 North Carolina, 2 Iowa State, 1 TCU, 1 Missouri State

**Dropped from Rankings:** Saint Mary's 22; Wake Forest 25

### TRACKING TENNESSEE

	AP	Coaches
Pre	18	T-17
11/15	17	no poll
11/22	15	17
11/29	13	15
12/6	13	14
12/13	18	18
12/20	19	19
12/27	14	15
1/3	18	18
1/10	22	23
1/17	24	T-25
1/24	18	20
1/31	22	20
2/7	19	18
2/14	16	13
2/21	-	-
2/28	-	-
3/7	-	-
Final	-	-

**Ratings Tracker** (through Feb. 16)

ESPN.com BPI	6
KenPom.com	9
NCAA NET Rankings	9
Sagarin	11

Tennessee's Quad 1 Games: 5-6  
Wins - 2 Arizona, 3 Kentucky, 16 LSU, 45  
45 North Carolina, 51 Mississippi State

Tennessee's Quad 2 Games: 5-0  
Wins - 54 Florida, 70 Texas A&M, 77 Vanderbilt,  
90 Colorado, 96 South Carolina

Tennessee's Quad 3 / Quad 4 Games: 4-0 / 5-0

## 2021-22 SEC STANDINGS (through Feb. 18)

	SEC	Pct.	H	A	ALL	Pct.	H	A	N	Streak
#2 Auburn	12-1	.923	7-0	5-1	24-2	.923	14-0	7-1	3-1	W2
#4 Kentucky	10-3	.769	6-0	4-3	21-5	.808	15-0	5-4	1-1	L1
#16 Tennessee	10-3	.769	7-0	3-3	19-6	.760	14-0	4-4	1-2	W5
#23 Arkansas	9-4	.692	5-1	4-3	20-6	.769	14-2	4-3	2-1	W1
#25 Alabama	7-6	.539	5-2	2-4	17-9	.654	12-2	2-5	3-2	W3
LSU	7-6	.539	5-2	2-4	19-7	.731	13-2	2-5	4-0	W3
Florida	6-7	.462	4-2	2-5	16-10	.615	11-3	2-6	3-1	L2
South Carolina	6-7	.462	2-4	4-3	15-10	.600	9-4	4-5	2-1	W2
Mississippi State	5-7	.417	5-1	0-6	14-11	.560	12-2	0-7	2-2	L4
Texas A&M	5-8	.385	3-4	2-4	16-10	.615	11-4	3-4	2-2	W1
Vanderbilt	5-8	.385	3-3	2-5	13-12	.520	8-6	4-6	1-0	L2
Missouri	4-8	.333	2-4	2-4	10-15	.400	7-6	2-7	1-2	L1
Ole Miss	3-10	.231	2-5	1-5	12-14	.462	10-6	1-5	1-3	L4
Georgia	1-12	.077	1-5	0-7	6-20	.231	6-10	0-8	0-2	L6

Tennessee is 6-0 this season when Josiah-Jordan James scores 12 or more points.



## TEAM NOTES

## WINDICATORS

- The Vols are 14-0 this season when **Kennedy Chandler** and **Santiago Vescovi** combine for eight or more assists.
- Tennessee is 10-1 this season when it makes at least 10 3-pointers.
- Dating to the start of last season, Tennessee is 20-2 when **John Fulkerson** scores in double figures.
- The Vols are 10-2 during **Josiah-Jordan James** career when he records five or more assists.
- Tennessee under **Rick Barnes** is 71-9 when holding its opponent below a .390 field-goal percentage.
- Tennessee under **Rick Barnes** is 62-3 when it takes a double-digit lead into halftime.

## INTERNATIONAL FLAVOR

- Tennessee head coach **Rick Barnes** has vastly expanded the program's recruiting pipelines since arriving on Rocky Top, including internationally. The 2021-22 roster includes five international student-athletes and six total nationalities.
- Since his hiring in 2015, Barnes has signed eight international players for the Vols, including two from Canada and two from France. **At least one international player has been in UT's starting lineup for 187 of the 221 games during the Rick Barnes era.**
- The Vols' five international team members this season are **Olivier Nkamhoua**, from Helsinki, Finland, **Uroš Plavšić**, from Ivanjica, Serbia, **Santiago Vescovi**, from Montevideo, Uruguay, **Quentin Diboundje** from Montpellier, France and **Handje Tamba**, from Kinshasa, Democratic Republic of the Congo.

## BOOST FROM THE BENCH

- Through 25 contests, Tennessee's bench is averaging 24.8 points per game. The Vols' reserves are outscoring the opponents' reserves by 6.2 points per game.
- Zakai Zeigler** has scored in double figures off the bench in 10 games—including separate 18-point outbursts in wins over North Carolina and South Carolina. **Justin Powell** has scored 10+ off the bench in four games.

## VOLS' DEPTH EXTENDS TO SCORING

- Tennessee boasts impressive depth not only in terms of capable rotation players, but also as it relates to explosive scoring ability.
- Seven different Vols have scored 20+ at least once.**
- Santiago Vescovi** has a team high six career 20-point games, while **John Fulkerson** has five. **Victor Bailey Jr.** has four, followed by **Kennedy Chandler**, **Olivier Nkamhoua** and **Justin Powell**, who each have two 20-point games under their belt. Josiah-Jordan James has scored 20 one time.

## WIN/LOSS COMPARISON

- Several statistical differences stand out in a comparison of Tennessee's wins vs. its losses.

WINS	STATISTIC	LOSSES
78.5	Points Per Game	61.7
.382	3-Point Percentage	.248
18.8	Assists Per Game	10.5
+4.8	Rebound Margin	-3.8
+6.3	Turnover Margin	-0.2

## "QUOTABLES"

## COMMENTS THAT TELL A STORY

"They wanted to win the fight. We wanted to win the basketball game. We did what we wanted to do... I think we did both, actually."

- **Uroš Plavšić**  
(on UT's Jan. 22 win over No. 13 LSU)

"What it appeared to me is (Tennessee) needed it more, wanted it more, more physical, took us out of stuff physically and then physically banged us around offensively, too. We got manhandled."

- **John Calipari**, Kentucky Head Coach  
(on UT's Feb. 15 win over No. 4 Kentucky)

"The top floor general in the class of 2021, Chandler gets to his spots and makes those around him better. He's already very comfortable playing with and making other high level talent better which is a huge asset when making the leap from high school to college."

- **Eric Bossi**, 247sports.com  
(on Kennedy Chandler)

"Guys like Josiah, Santi, Justin—there are several—they're always helping someone else, even when coach is getting after them, or even when they're getting their butt kicked. The culture of the team is really neat."

- **Associate head coach Mike Schwartz**

"A decade ago, a player like this would have broken a lot of people's brains; these days, James is understood for the massive value addition he represents. (He can thank Draymond Green et al. for this.) With him on the floor, Tennessee can get away with playing a wide range of lineup configurations. It can play a true big man and three guards; it can reasonably defend two-big lineups and create matchup problems on the other end; it can snuff out teams that prefer to snipe with a stretch-four. It can switch basically everything on the defensive end with very little downstream consequence. Thus James occupies a massive role, and has taken on a huge amount of interpersonal and leadership responsibility to go with it."

- **Eamonn Brennan**, *The Athletic*  
(on Josiah-Jordan James)

## #4 RANKED RECRUITING CLASS

IN BOTH 2021 & 2020 ACCORDING TO ESPN

2021

1. Michigan
2. Gonzaga
3. Duke
4. TENNESSEE

2020

1. Kentucky
2. Duke
3. North Carolina
4. TENNESSEE

## VOLS GETTING TO THE LINE LATELY

- In its 11 games prior to entering SEC play, Tennessee attempted just 13.0 free throws per game. But through 13 conference outings, the Vols are shooting an average of 20.8 free throws per game.
- Kennedy Chandler** (46), **Zakai Zeigler** (44) and **Santiago Vescovi** (44) lead the team in free-throw attempts during SEC play.

## VESCOVI CLUTCH AT THE FREE-THROW LINE IN CRUNCH TIME

- Junior **Santiago Vescovi** has proven to deliver at the free-throw line in crunch time for the Vols.
- For his career, Vescovi is 51 of 57 from the foul line in the final four minutes of regulation and all of overtime. That's a percentage of .895.

## POWELL FIRING ON THE CATCH

- Sophomore wing **Justin Powell** has given the Vols additional firepower along the perimeter and has proven adept at getting his shot off in a flash.
- The Vols' seventh-leading scorer (4.5 ppg), Powell has made 37 field goals this season, and more than half of them have been 3-pointers.
- Of Powell's 24 made 3-pointers, 18 (75 percent) have come directly off the catch—no dribble.

## SENIOR CITIZEN FULKY SEEKING COMMUNITY SERVICE CREDIT

- 24-year-old super senior **John Fulkerson** was asked after Tennessee's Nov. 26 game against Tennessee Tech about playing alongside four freshmen during the first half of the eventual win.
- Fulkerson's response: **"I'm trying to get community service hours in for babysitting."**
- Fulkerson went on to explain that the four-freshmen lineup made him think back to *his* true freshman season (2016-17), when he and fellow freshmen **Grant Williams**, **Jordan Bone** and **Jordan Bowden** joined senior **Robert Hubbs III** on the court at times.

## FULKY PAYING IT FORWARD (\$1,861)

- The day before Tennessee's season-opener, **John Fulkerson** [announced](#) that he'd be using a portion of his NIL earnings to donate \$1 to the Tennessee Fund for every point the team scores this season.
- "My time as a Tennessee student-athlete has been life-changing and everything I could have asked for... This year, I've been very blessed to capitalize on some great NIL opportunities. And those opportunities would have never been possible without the amazing support I've received over the last five-plus years from so many people across the athletics department and campus. This is my way of giving back and saying, 'thank you,' for the incredible support I've received as a Tennessee student-athlete for all these years."

## BARNES' VOLS PIN TWO MORE BLUE-BLOOD PELTS TO THE WALL

- Tennessee under head coach **Rick Barnes** has logged several wins over college basketball "blue bloods."
- The list of highly successful programs that have suffered losses to the Vols dating to 2015-16 includes Kentucky (nine times), Kansas, Gonzaga, Purdue, North Carolina and Arizona.
- This season's win over the ranked Tar Heels on Nov. 21 was an emphatic, 17-point triumph. A month later, the Vols dealt No. 6 Arizona their first loss of the season.

## VOLS', LADY VOLS' IN 1K CLUB

- Tennessee is one of only 10 Division I schools whose men's and women's basketball programs have both won more than 1,000 games.
- Joining Tennessee in that unique men's/women's 1K club is: Baylor, Georgia, Maryland, Notre Dame, Ohio State, Stanford, Texas, UConn and Western Kentucky.

## CHANDLER UP FOR MULTIPLE NATIONAL HONORS

- True freshman point guard **Kennedy Chandler** is one of 15 names on the Naismith Defensive Player of the Year watch list. He is also among 10 finalists for the Bob Cousy Point Guard of the Year Award.
- Chandler has scored (302) or assisted (272) on 32 percent of Tennessee's total points this season (574 of 1,785).
- He is the first Vol since **Josh Richardson** in 2014-15 to total 100 assists and 50 steals in a season.
- Chandler also was the first freshman in Division I this season to total 300 points, 100 assists and 50 steals.

## CHANDLER ASSISTING VESCOVI

- In addition to being Tennessee's second-leading scorer (13.3 ppg), freshman phenom **Kennedy Chandler** also has a team-high 117 assists (4.9 apg).
- Chandler's assists have led directly to 287 points this season, and junior **Santiago Vescovi** has benefited the most, as he has 85 points off Chandler dimes.
- Vescovi has scored at least one basket off a Chandler assist in 19 of Tennessee's 25 games.
- Chandler's presence has allowed Vescovi to play off the ball, a shift from the last two seasons, during which Vescovi served as the Vols' primary ball-handler.
- Vescovi is now averaging career-bests in scoring, rebounding and steals per game.

## UPDATE THE RECORDS IN PENCIL

- After the Vols shattered the program record for 3-pointers made (with 17) in their season-opener, it appears that section of the Tennessee records book is one to watch this winter.
- The Tennessee record for 3-point attempts in a game is 50, against North Carolina A&T on Nov. 27, 2007.
- In terms of 3-point *attempts* per game, the most the Vols have *ever* averaged is 25.6 per game in 2006-07. Look for that to be challenged this season; **UT is currently averaging 25.7 3-point attempts per game.**
- During the **Rick Barnes** era, the most 3-point attempts in a game is 40, which was set this year against UT Martin (Nov. 9) and vs. Texas Tech (Dec 7).
- 3-pointers accounted for 27.5 percent of Tennessee's total points last year. *This* season, 36.1 percent of Tennessee's points have come from beyond the arc.

## EDGING ARIZONA:

### A WIN WITH "SHELF LIFE"

- In the words of ESPN's **Jimmy Dykes**, Tennessee's 77-73 triumph over No. 6 Arizona on Dec. 22 is a win that has "shelf life."
- Arizona entered the showdown in Knoxville boasting the No. 1 scoring offense in Division I at 91.0 ppg, but the Vols were the first team all season to hold the Wildcats to fewer than 80 points.
- Tennessee forced Arizona into turnovers on 22.7 percent of its possessions (17 total). UT also held the Wildcats below 1.0 points per possession (0.97 ppp).
- Arizona scored just 21 points in the first half, its lowest output in any half this season.
- Vols super senior **John Fulkerson** drew 13 fouls in the win. Projected NBA Draft picks **Azuolas Tubelis** and **Christian Koloko** combined for almost as many fouls (9) as points (10).

## TEAM STAT RANKINGS (SEC & NCAA)

Category   Stat	SEC	NCAA	SEC*
Scoring Offense   74.4	5	97	72.9   6
Scoring Defense   63.1	2	34	67.2   3
Scoring Margin   +11.4	4	24	+5.8   4
FG Pct.   .436	8	200	.427   9
FG Pct. Defense   .414	7	84	.430   9
3FG Pct.   .348	2	126	.363   3
3FG Pct. Defense   .330	12	157	.342   13
Free Throw Pct.   .711	9	184	.737   4
Rebounds Per Game   36.2	8	128	34.2   9
Rebound Defense   33.4	3	-	33.1   T-2
Rebound Margin   +2.8	8	111	+1.2   6
Off. Rebs Per Game   12.0	7	50	10.9   9
Def. Rebs Per Game   24.2	10	260	23.3   10
Assists Per Game   16.8	2	14	16.1   1
Assist/Turnover   1.4	2	28	1.2   2
Turnovers Per Game   12.3	3	127	13.5   7
Turnover Margin   +4.8	1	8	+2.8   2
Blocks Per Game   4.5	5	50	3.9   9
Steals Per Game   9.8	3	8	9.5   3
Fouls Per Game   16.5	6	163	17.6   -

SEC thru Feb. 18 | NCAA thru Feb. 16

\* Conference games only

## GAMES STARTED

	Streak	2021-22	Career	SEC
Jonas Aidoo	-	-	-	-
Victor Bailey Jr.	-	4	24	6
Kennedy Chandler	13	24	24	12
Quentin Diboundje	-	-	-	-
John Fulkerson	-	14	76	39
Brandon Huntley-Hatfield	3	3	3	3
Josiah-Jordan James	17	20	63	37
Jahmai Mashack	-	-	-	-
Olivier Nkamhoua	-	22	22	10
Uroš Plavšić	9	11	15	12
Justin Powell	-	1	8	2
Handje Tamba	-	-	-	-
Santiago Vescovi	29	25	67	46
Zakai Zeigler	-	1	1	1

## NON-CONFERENCE BREAKDOWN

Team	Current Record	Date/Result
UT Martin	8-19	W, 90-62
ETSU	13-15	W, 94-62
#5 Villanova	20-6	L, 71-53
#18 North Carolina	18-8	W, 89-72
Tennessee Tech	7-19	W, 80-69
Presbyterian	11-17	W, 86-44
Colorado	16-9	W, 69-54
Texas Tech	20-6	L, 57-52
UNC Greensboro	15-11	W, 76-36
USC Upstate	11-14	W, 96-52
Memphis	15-8	Cancelled
#6 Arizona	22-2	W, 77-73
Texas	19-7	L, 52-51

Kennedy Chandler's 27-point outburst in the win at Colorado is the highest scoring output by a Vol this season.





## THOMPSON-BOLING ARENA



CAPACITY: **21,678** | OVERALL RECORD IN 35 SEASONS AT THOMPSON-BOLING ARENA: **423-138**

### FACILITIES NOTES

#### ELITE ATTENDANCE

- For each of the last two non-COVID-impacted seasons, **Tennessee finished fourth nationally in average home attendance**. The Vols drew an average of 18,990 fans to 17 games at Thompson-Boling Arena in 2019-20.
- The Vols have ranked among the top 20 in men's college basketball attendance for 16 consecutive years, including nine seasons ranked in the top five nationally.
- Tennessee's total number of season tickets **sold** in 2019-20 (15,500) exceeded the average home **attendance** of all but 11 Division I programs. In other words, before selling any single-game tickets, the Vols were already assured of finishing at least 12th in average home attendance for 2019-20 (they finished fourth).

#### 2021-22 AVERAGE HOME ATTENDANCE LEADERS

1. Kentucky	19,146	6. Creighton	16,385
2. Arkansas	18,988	7. Wisconsin	16,324
3. Syracuse	18,359	8. Kansas	16,243
4. North Carolina	18,316	9. Indiana	15,673
<b>5. Tennessee</b>	<b>17,706</b>	10. BYU	15,254

#### VOLS, LADY VOLS BOASTED NCAA's HIGHEST **COMBINED** ATTENDANCE

- The Vols and Lady Vols combined for a total attendance of 461,146 in 2019-20—the most of any school in the country.
- Tennessee ranks second in combined hoops attendance so far *this* season.

#### 2021-22 COMBINED BASKETBALL ATTENDANCE

Rank	School	Total Attendance
1.	Arkansas	352,534
<b>2.</b>	<b>Tennessee</b>	<b>343,980</b>
3.	Kentucky	340,070
4.	Iowa State	329,474
5.	Nebraska	322,485
6.	Indiana	299,675

### LARGEST VENUES & LEGENDS IN THE RAFTERS

#### LARGEST COLLEGE ARENAS

1. The Carrier Dome (Syracuse)	35,446
2. Greensboro Coliseum (UNC Greensboro)	23,000
3. KFC Yum! Center (Louisville)	22,090
4. Dean Smith Center (North Carolina)	21,750
<b>5. Thompson-Boling Arena (Tennessee)</b>	<b>21,678</b>
6. Capital One Arena (Georgetown)	20,600
7. Rupp Arena (Kentucky)	20,500
8. PNC Arena (NC State)	19,700
9. Bud Walton Arena (Arkansas)	19,368
10. Marriot Center (BYU)	18,987

#### HOME HOOPS DURING THE BARNES ERA

- The Volunteers own an 92-20 record at Thompson-Boling Arena under the direction of head coach **Rick Barnes**.
- With Barnes on the bench, Tennessee is 45-16 at home against SEC opposition.
- Barnes has led the Vols to an 8-7 home record against AP top-25 opponents.

#### AVERAGE HOME ATTENDANCE DURING THE BARNES ERA

Season	Average	NCAA Rank
2015-16	14,233	17th
2016-17	13,637	20th
2017-18	16,210	<b>8th</b>
2018-19	19,034	<b>4th</b>
2019-20	18,990	<b>4th</b>
2020-21	4,191 (COVID)	N/A
2021-22	17,706	5th

#### FULL CAPACITY THIS SEASON

- To comply with health and safety recommendations from the CDC, local officials and the Southeastern Conference, gameday capacity at Thompson-Boling Arena last season was 4,191—or about 18 percent of the venue's normal capacity (21,678).
- This season, the venue is operating at its traditional capacity.

#### SEASON TICKETS EXCEED 13K AGAIN

- For the third straight full-capacity season, Tennessee has sold more than 13,000 season tickets.

#### 20,000 STRONG

- Since **Rick Barnes** was named head coach prior to the 2015-16 campaign, Tennessee has played in front of 20 **home** crowds of 20,000 or larger.

### COMMITMENT TO BASKETBALL

- Prior to the 2007-08 season, UT added a basketball-only practice facility, Pratt Pavilion, which houses two full-size gyms as well as an athletic training room, weight room and film-study room.
- Construction of Pratt Pavilion also marked the beginning of the "first phase" of renovations to Thompson-Boling Arena. This \$19 million phase included the addition of 32 luxury suites located in the north balcony, a loge area just below the suites that includes 166 side court seats, new seats for the entire arena, a \$3 million center-hung scoreboard and concourse refurbishments, such as graphics and other amenities.
- In the "second phase" of Thompson-Boling Arena renovations, the athletics department overhauled the men's and women's basketball offices during the 2010-11 campaign, creating a new and impressive "front door" for both programs.
- New to Thompson-Boling Arena for the 2013-14 season was a 360-degree LED ribbon board that runs along the bottom of the upper deck.
- In March of 2014, Thompson-Boling Arena became the third college basketball arena to install an LED lighting system, which features fixtures that are smaller, brighter, and up to 85 percent more efficient than conventional arena metal halide lights.
- The weight room in Pratt Pavilion was renovated and expanded to 4,350 square feet in the summer of 2016. Additions include a full-court-length stretch of synthetic turf, a custom rubber floor, a 40-foot, steel-reinforced throwing wall, six Keiser Functional Trainers, four TRUEStretch Cages, three custom, 10-foot Power Lift pulley units (ideal for taller student-athletes), seven sets of 90-pound PowerBlocks and a zoned, high-powered stereo system.
- In September 2018, work concluded on a \$5 million locker-room renovation at Thompson-Boling Arena. In addition to the beautifully revamped spaces for the men's and women's teams, the Larry Pratt Basketball Locker Room Complex also includes an athletic training facility featuring world-class hydrotherapy systems.

### LEGENDS IN THE RAFTERS

#### RETIRED NUMBERS

Name	No.	Retired on
Ray Mears (coach)	*	March 1, 2006
John Ward (broadcaster)	*	March 1, 2006
Bernard King	53	Feb. 13, 2007
Ernie Grunfeld	22	March 2, 2008
Allan Houston	20	March 6, 2011

#### RETIRED JERSEYS

Dale Ellis	14	March 1, 2014
------------	----	---------------

\* Honored with a personalized banner bearing the "Power T" logo

# MISC NOTES

## ONE FLY, WE ALL FLY: 15:00 PREGAME APPOINTMENT VIEWING

- Tennessee basketball's newest tradition only dates to the 2018-19 season, but it has become appointment viewing during pregame warmups.
- At approximately the 15:00 mark on the pregame clock, the Vols execute their "One Fly, We All Fly" unified slam dunk.
- Each game's "dunker" is determined by feel—the Vol who is feeling especially bouncy that day is identified. His teammates then begin circling the paint before the dunker explodes toward the rim.
- When the dunker takes flight, so too do each of his teammates. As the ball is slammed and the Vols land in unison, Tennessee fans in attendance let out a roar. The Vols then briefly return to the locker room for final pregame preparations.
- Teams across all levels of basketball across the globe—including multiple NBA teams (even **LeBron** weighed in on Instagram)—have replicated OFWAF, which is believed to have been named by VFL **Admiral Schofield**.

## FIVE VOLS DRAFTED SINCE 2019

- Over the last three NBA Drafts, five Tennessee Vols have been selected. That includes three first-round selections.
- Three Vols (**Grant Williams**, **Admiral Schofield** and **Jordan Bone**) were drafted in 2019. And two one-and-done phenoms were selected this past July (**Keon Johnson** and **Jaden Springer**).
- To add context to the "**Rick Barnes** effect" on Tennessee's talent influx, only *six* Vols were drafted in the 20 years preceding Barnes' arrival on Rocky Top.

## COMPREHENSIVE EXCELLENCE

- Tennessee's men's hoops squad isn't the only team enjoying success on Rocky Top.
- 12 UT teams are currently ranked in the top 25 of their respective sports—with three ranked in the top 10.
- Those teams include men's tennis (No. 1), women's swimming & diving (No. 3), women's soccer (No. 6), men's track & field (No. 10), men's golf (No. 12), women's basketball (No. 12), women's track & field (No. 15), men's basketball (No. 16), baseball (No. 16), softball (No. 16), men's swimming & diving (No. 17) and women's tennis (No. 22).

## BARNES' KD CONNECTION PUTS HIM IN RARE MVP COMPANY

- **Rick Barnes** is one of only five active college head coaches who has developed an NBA MVP, as **Kevin Durant** was honored as the NBA MVP in 2014.
- The other active head coaches who have produced an NBA MVP are Kentucky's **John Calipari** (**Derrick Rose** [Memphis], 2011), Mississippi State's **Ben Howland** (**Russell Westbrook** [UCLA], 2017), Davidson's **Bob McKillop** (**Steph Curry**, 2015 and 2016) and Santa Clara's **Herb Sendek** (**James Harden** [Arizona State], 2018).

## VOLS WELL REPRESENTED IN THE NBA

- Seven Tennessee alums are active in the NBA, including five who were recruited and coached by **Rick Barnes**.
- Forward **Tobias Harris** (2010-11) is a regular starter for the Philadelphia 76ers and is one of the team's top scorers. This is his 11th NBA season.
- Guard **Josh Richardson** (2011-15) transitioned from the Dallas Mavericks to the Boston Celtics this past offseason. Richardson averaged 12.1 points and shot .330 from 3-point range in 59 games last season.
- Now in his third NBA season, forward **Grant Williams** (2016-19) comes off a 2020-21 campaign that saw him average 4.7 points and 2.8 rebounds per game.
- **Admiral Schofield** (2015-19) is spending his third NBA season with a new team—the Orlando Magic.
- After being drafted in the first round this summer, one-and-done guards **Keon Johnson** (2020-21) and **Jaden Springer** (2020-21), are in their rookie campaign with the Portland Trailblazers and Philadelphia 76ers, respectively.
- And forward **Yves Pons** (2017-21) used a fantastic NBA Summer League showing with the Memphis Grizzlies to earn a free-agent contract with that franchise.
- New York Knicks Vice President for Player Leadership & Development **Allan Houston** (1989-93) continues to play a key insider's role with the franchise he once starred for. He also serves as GM of the NBA G-League's Westchester Knicks.

## VOLS AD WHITE HAS HOOPS DNA

- Tennessee's director of athletics, **Danny White**, played college basketball at both Towson (1998-2000) and Notre Dame (2000-02).
- White's father, **Kevin White**, is a legendary career AD who recently retired following a long career at Duke. Danny's older brother, **Mike White**, played basketball at Ole Miss and is now the head coach at Florida.



## LAST THREE GAMES

#	Player	gp-gs	min	avg	Total		3-Point		F-Throw		Rebounds				pf	dq	a	to	blk	stl	pts	avg
					fg-fga	fg%	3fg-fga	3fg%	ft-fa	ft%	off	def	tot	avg								
01	Kennedy Chandler	3-3	94	31.3	16-30	.533	4-10	.400	5-8	.625	3	13	16	5.3	5	0	11	8	0	7	41	13.7
05	Zakai Zeigler	3-0	73	24.3	11-22	.500	6-11	.545	13-15	.867	0	3	3	1.0	7	0	11	5	2	11	41	13.7
30	Josiah-Jordan James	3-3	92	30.7	12-35	.343	5-16	.313	11-13	.846	4	11	15	5.0	9	1	3	2	3	1	40	13.3
25	Santiago Vescovi	3-3	98	32.7	13-29	.448	8-16	.500	5-8	.625	3	9	12	4.0	6	0	10	1	1	2	39	13.0
10	John Fulkerson	3-0	74	24.7	11-19	.579	0-0	.000	8-9	.889	3	14	17	5.7	7	0	3	2	3	2	30	10.0
33	Uros Plavsic	3-3	46	15.3	3-7	.429	0-0	.000	3-4	.750	2	7	9	3.0	6	0	3	1	0	1	9	3.0
00	Jonas Aidoo	3-0	34	11.3	4-7	.571	0-0	.000	1-1	1.000	7	5	12	4.0	4	0	1	1	3	0	9	3.0
02	Brandon Huntley-Hatf	3-3	37	12.3	3-10	.300	0-1	.000	0-0	.000	3	3	6	2.0	0	0	2	3	0	1	6	2.0
15	Jahmai Mashack	2-0	7	3.5	1-1	1.000	0-0	.000	1-1	1.000	1	0	1	0.5	2	0	0	1	0	0	3	1.5
24	Justin Powell	3-0	32	10.7	0-10	.000	0-4	.000	2-2	1.000	3	4	7	2.3	1	0	3	1	1	1	2	0.7
12	Victor Bailey Jr.	3-0	13	4.3	0-1	.000	0-0	.000	1-2	.500	0	0	0	0.0	0	0	0	0	0	1	1	0.3
Team											0	1	1					2				
Total.....		3	600		74-171	.433	23-58	.397	50-63	.794	29	70	99	33.0	47	1	47	27	13	27	221	73.7
Opponents.....		3	600		65-160	.406	20-57	.351	40-57	.702	29	70	99	33.0	55	1	35	43	5	14	190	63.3





# RICK BARNES

Head Coach | Seventh Season at Tennessee

## CAREER RECORDS

Overall Record: 746-393  
 Conference Games (regular season): 341-239  
 Non-Conference Games (regular season): 339-92  
 Conference Tournament: 38-32  
 NCAA Tournament: 24-25  
 Overtime Games: 33-40  
 One-Point Games: 19-25  
 vs. AP Top 25: 114-188

## VS. CURRENT SEC HEAD COACHES

COACH	All	Tenn	Tex	Clem	Prov	GMU
Calipari, John	11-9	9-7	2-2	-	-	-
Crean, Tom	2-1	2-1	-	-	-	-
Davis, Kermit	3-1	3-1	-	-	-	-
Howland, Ben	11-3	8-2	3-1	-	-	-
Martin, Cuonzo	5-2	4-2	1-0	-	-	-
Martin, Frank	12-8	9-4	3-4	-	-	-
Musselman, Eric	2-1	2-1	-	-	-	-
Oats, Nate	1-3	1-3	-	-	-	-
Pearl, Bruce	4-9	3-7	1-2	-	-	-
Stackhouse, Jerry	6-0	6-0	-	-	-	-
Wade, Will	2-4	2-4	-	-	-	-
White, Mike	8-2	8-2	-	-	-	-
Williams, Buzz	2-1	2-1	-	-	-	-
<b>TOTAL</b>	<b>69-43</b>	<b>60-34</b>	<b>10-9</b>			

## vs. BARNES...

Calipari, John	was 1-2 at Memphis; 7-9 at Kentucky
Crean, Tom	is 1-2 at Georgia
Davis, Kermit	is 1-3 at Ole Miss
Howland, Ben	was 1-3 at UCLA; 2-7 at Miss. State
Martin, Cuonzo	was 0-1 at Cal; 2-4 at Missouri
Martin, Frank	was 4-3 at K-State; 4-9 at S. Carolina
Musselman, Eric	is 1-2 at Arkansas
Oats, Nate	is 3-1 at Alabama
Pearl, Bruce	was 2-1 at Tennessee; 7-3 at Auburn
Stackhouse, Jerry	is 0-6 at Vanderbilt
Wade, Will	is 4-2 at LSU
White, Mike	is 2-8 at Florida
Williams, Buzz	is 1-2 at Texas A&M

## ► COACH BARNES: CAREER BREAKDOWN

Year	School	Overall	Conference	Finish	Postseason	Ranking	RPI/NET
1987-88	George Mason	20-10 .667	9-5 .643	T-2nd		-/-	103
<b>Totals</b>	<b>One Season</b>	<b>20-10 .667</b>	<b>9-5 .643</b>				
1988-89	Providence	18-11 .621	7-9 .438	T-6th	NCAA Tournament First Round	-/-	29
1989-90	Providence	17-12 .586	8-8 .500	T-6th	NCAA Tournament First Round	-/-	36
1990-91	Providence	19-13 .594	7-9 .438	T-7th	NIT Quarterfinals	-/-	53
1991-92	Providence	14-17 .452	6-12 .333	9th		-/-	119
1992-93	Providence	20-13 .606	9-9 .500	T-4th	NIT Semifinals	-/-	41
1993-94	Providence	20-10 .667	10-8 .556	T-4th	NCAA Tournament First Round	-/-	23
<b>Totals</b>	<b>Six Seasons</b>	<b>108-76 .587</b>	<b>47-55 .461</b>				<b>50.2</b>
1994-95	Clemson	15-13 .536	5-11 .313	T-6th	NIT First Round	-/-	33
1995-96	Clemson	18-11 .621	7-9 .438	6th	NCAA Tournament First Round	-/-	44
1996-97	Clemson	23-10 .697	9-7 .563	4th	NCAA Tournament Sweet Sixteen	14/8	39
1997-98	Clemson	18-14 .563	7-9 .438	T-4th	NCAA Tournament First Round	-/-	25
<b>Totals</b>	<b>Four Seasons</b>	<b>74-48 .607</b>	<b>28-36 .438</b>				<b>35.3</b>
1998-99	Texas	19-13 .594	13-3 .813	1st	NCAA Tournament First Round	-/-	45
1999-00	Texas	24-9 .727	13-3 .813	2nd	NCAA Tournament Second Round	15/21	8
2000-01	Texas	25-9 .735	12-4 .750	T-2nd	NCAA Tournament First Round	18/-	13
2001-02	Texas	22-12 .647	10-6 .625	T-3rd	NCAA Tournament Sweet Sixteen	-/T18	15
2002-03	Texas	26-7 .788	13-3 .813	2nd	NCAA Tournament Final Four	5/3	5
2003-04	Texas	25-8 .758	12-4 .750	T-2nd	NCAA Tournament Sweet Sixteen	12/10	9
2004-05	Texas	20-11 .645	9-7 .563	T-5th	NCAA Tournament First Round	-/-	38
2005-06	Texas	30-7 .811	13-3 .813	T-1st	NCAA Tournament Elite Eight	9/9	10
2006-07	Texas	25-10 .714	12-4 .750	3rd	NCAA Tournament Second Round	11/16	26
2007-08	Texas	31-7 .816	13-3 .813	T-1st	NCAA Tournament Elite Eight	7/5	6
2008-09	Texas	23-12 .657	9-7 .563	T-4th	NCAA Tournament Second Round	-/23	38
2009-10	Texas	24-10 .706	9-7 .563	T-6th	NCAA Tournament First Round	-/-	35
2010-11	Texas	28-8 .778	13-3 .813	2nd	NCAA Tournament Third Round	8/16	11
2011-12	Texas	20-14 .588	9-9 .500	6th	NCAA Tournament Second Round	-/-	57
2012-13	Texas	16-18 .471	7-11 .389	7th	CBI Opening Round	-/-	121
2013-14	Texas	24-11 .686	11-7 .611	T-3rd	NCAA Tournament Third Round	-/-	41
2014-15	Texas	20-14 .588	8-10 .444	T-6th	NCAA Tournament Second Round	-/-	51
<b>Totals</b>	<b>17 Seasons</b>	<b>402-180 .691</b>	<b>186-95 .662</b>				<b>31.1</b>
2015-16	Tennessee	15-19 .441	6-12 .333	12th		-/-	142
2016-17	Tennessee	16-16 .500	8-10 .444	9th		-/-	80
2017-18	Tennessee	26-9 .743	13-5 .722	T-1st	NCAA Tournament Second Round	13/16	10
2018-19	Tennessee	31-6 .838	15-3 .833	T-2nd	NCAA Tournament Sweet Sixteen	6/5	9
2019-20	Tennessee	17-14 .548	9-9 .500	8th	Postseason cancelled due to COVID-19	-/-	63
2020-21	Tennessee	18-8 .692	10-7 .588	4th	NCAA Tournament	-/-	13
2021-22	Tennessee	19-6 .760	10-3 .769				
<b>Totals</b>	<b>7 Seasons</b>	<b>142-79 .643</b>	<b>71-49 .592</b>				<b>53.8</b>
<b>OVERALL</b>	<b>35 Seasons</b>	<b>746-393 .655</b>	<b>341-239 .588</b>				<b>41.1</b>



## 20-WIN SEASONS - ACTIVE HEAD COACHES

RANK	COACH	20-WIN SEASONS
1	Mike Krzyzewski	37
2	Jim Boeheim	34
3	Bob Huggins	28
4	John Calipari	26
5	Bill Self	25
T-6	Dana Altman	23
T-6	Mark Few	23
8	Rick Pitino	22
9	<b>Rick Barnes</b>	<b>21</b>

through Feb. 10

## DIVISION I WINS - ACTIVE HEAD COACHES

RANK	COACH	SCHOOL	WINS
1	Mike Krzyzewski	Duke	1,192
2	Jim Boeheim	Syracuse	995
3	Bob Huggins	West Virginia	843
4	Cliff Ellis	Coastal Carolina	811
5	John Calipari	Kentucky	763
6	Bill Self	Kansas	750
7	<b>Rick Barnes</b>	<b>Tennessee</b>	<b>746</b>
8	Dana Altman	Oregon	707
9	Rick Pitino	Iona	680
10	Jim Larranaga	Miami (Fla.)	662
11	Tom Izzo	Michigan State	661
12	Mark Few	Gonzaga	652
13	Jay Wright	Villanova	633
14	Bob McKillop	Davidson	628

through Feb. 16

## NCAA TOURNAMENTS - ACTIVE SEC COACHES

RANK	COACH	SCHOOL	BERTHS
1	<b>Rick Barnes</b>	<b>Tennessee</b>	<b>25</b>
2	John Calipari	Kentucky	18
3	Ben Howland	Mississippi St.	11
4	Bruce Pearl	Auburn	10
5	Tom Crean	Georgia	9
6	Buzz Williams	Texas A&M	8
7	Kermit Davis	Ole Miss	6
8	Frank Martin	South Carolina	5
T-9	Cuonzo Martin	Missouri	4
T-9	Eric Musselman	Arkansas	4
T-9	Nate Oats	Alabama	4
T-9	Will Wade	LSU	4
T-9	Michael White	Florida	4
14	Jerry Stackhouse	Vanderbilt	0

through 2020-21 season

## NCAA TOURNAMENT WINS - ACTIVE SEC COACHES

RANK	COACH	SCHOOL	WINS
1	John Calipari	Kentucky	46
2	<b>Rick Barnes</b>	<b>Tennessee</b>	<b>24</b>
3	Ben Howland	Mississippi State	19
4	Bruce Pearl	Auburn	15
5	Tom Crean	Georgia	11
T-6	Frank Martin	South Carolina	10
T-6	Buzz Williams	Texas A&M	10
8	Michael White	Florida	7
9	Eric Musselman	Arkansas	6
10	Nate Oats	Alabama	5
11	Cuonzo Martin	Missouri	4
12	Will Wade	LSU	3
13	Kermit Davis	Ole Miss	2
14	Jerry Stackhouse	Vanderbilt	0

through 2020-21 season

## BARNES 16<sup>th</sup> ON DIVISION I WINS LIST

- In December of 2019, **Rick Barnes** became the 22nd all-time men's head coach to log 700 Division I victories.
- Barnes currently ranks 16th on the all-time Division I list with 746 wins.
- Barnes ranks seventh among *active* coaches (see chart on the left).

## UNDER BARNES, VOLS ARE 90-30 AS AN AP-RANKED TEAM

- Tennessee has played 120 games as a ranked team (AP poll) under head coach **Rick Barnes**, and the Vols are 90-30 (.750) in those contests.

## TOP SPOT: BARNES IS ONE OF SIX

- Rick Barnes** led Texas to the No. 1 ranking for two weeks in January 2010. He most recently guided Tennessee to four straight weeks at No. 1 in 2019.
- He is one of six coaches ever to lead multiple schools to a No. 1 ranking: **John Calipari**, **Frank McGuire**, **Rick Pitino**, **Eddie Sutton** and **Roy Williams**.

## BARNES' COACHING TREE EXPANSIVE

- Rick Barnes** has seen 12 of his assistant coaches move on to become head coaches in the Division I or professional ranks.

COACH	HEAD COACHING JOBS
Kim English	George Mason*
Dennis Felton	Western Kentucky, Georgia, Cleveland State
Fran Fraschilla	Manhattan, St. John's, New Mexico
Frank Haith	Miami (Fla.), Missouri, Tulsa*
Rob Lanier	Siena, Georgia State*
Ken McDonald	Western Kentucky, Austin Toros (NBGL)
Chris Ogden	Texas-Arlington
Desmond Oliver	ETSU*
Herb Sendek	Miami (Ohio), NC State, Arizona State
Larry Shyatt	Clemson, Wyoming
Ricky Stokes	Virginia Tech, East Carolina
Rodney Terry	Fresno State, UTEP

\* current

## TENNESSEE'S 2019 SWEET SIXTEEN PUT RICK BARNES IN RARE COMPANY

- Rick Barnes** in 2019 became one of only a dozen head coaches ever to lead at least three different schools to an NCAA Tournament Round of 16 appearance (Clemson, Texas, Tennessee).
- The 12 coaches who have led at least three different schools to the Round of 16 are: **Lon Kruger** (did it with four schools), Barnes, **Gene Bartow**, **John Calipari**, **Frank McGuire**, **Ralph Miller**, **Rick Pitino**, **Bruce Pearl**, **Bill Self**, **Eddie Sutton**, **Tubby Smith** and **Bruce Weber**.



Keep up with the Vols on Twitter:

@JOnasAid00 - Jonas Aidoo, Forward  
 @vbailey\_ballis1 - Victor Bailey Jr., Guard  
 @KChandler\_1 - Kennedy Chandler, Guard  
 @qdiboundje - Quentin Diboundje, Guard  
 @fulkerson\_john - John Fulkerson, Forward  
 @kgilbert799 - Kent Gilbert, Guard  
 @RealGupaveli - Brandon Huntley-Hatfield, Forward  
 @jjjames30 - Josiah-Jordan James, Guard  
 @brockjancek - Brock Jancek, Forward  
 @JahmaiM - Jahmai Mashack, Guard  
 @olivier\_rn - Olivier Nkamhoua, Forward  
 @urosp34 - Uroš Plavšić, Forward  
 @jtpowell1241 - Justin Powell, Guard  
 @isaiahsulack - Isaiah Sulack, Guard  
 @HandjeTamba - Handje Tamba, Forward  
 @Realzakaiz - Zakai Zeigler - Guard

See player bio pages for Instagram handles.



Here is a list of reporters who regularly cover the Tennessee basketball beat and tweet about the Vols:

@cdortch - Chris Dortch, Blue Ribbon  
 @vinsports - Vince Ferrara, The Sports Animal  
 @jimmyhyams - Jimmy Hyams, Sports Animal WNML  
 @josh\_lane20 - Josh Lane, The Daily Beacon  
 @volquest\_rob - Rob Lewis, Volquest.com  
 @benmckee14 - Ben McKee, Volquest.com  
 @troy\_provost - Troy Provost-Heron, Maryville Daily Times  
 @grantramey - Grant Ramey, GoVols247.com  
 @wesrucker247 - Wes Rucker, GoVols247.com  
 @wvltick - Rick Russo, WVLT-TV  
 @deacon\_schiele - David Schiele, WBIR-TV  
 @rschump00 - Ryan Schumpert, RockyTopInsider.com  
 @kellyannestitts - Kellyanne Stitts, WATE-TV  
 @ethanstone23 - Ethan Stone, The Daily Beacon  
 @teresamwalker - Teresa Walker, Associated Press  
 @treywallace\_ - Trey Wallace, Outkick.com  
 @josh\_ward - Josh Ward, Sports Animal WNML  
 @bymikewilson - Mike Wilson, Knoxville News Sentinel

## ▶ BARNES vs. THE SEC

vs. Southeastern Conference: 131-79

OPPONENT	All	Tenn	Tex	Clem	Prov	GMU
Alabama	3-6	3-5	-	-	0-1	-
Arkansas	7-6	4-5	3-1	-	-	-
Auburn	3-7	3-7	-	-	-	-
Florida	8-2	8-2	-	-	-	-
Georgia	4-7	3-5	1-1	0-1	-	-
Kentucky	10-9	9-7	0-1	1-1	-	-
LSU	4-9	3-6	1-3	-	-	-
Ole Miss	6-3	6-3	-	-	-	-
Mississippi State	11-2	8-2	3-0	-	-	-
Missouri	16-10	5-3	10-7	1-0	-	-
South Carolina	14-4	9-4	-	4-0	1-0	-
Tennessee	2-2	-	2-2	-	-	-
Texas A&M	30-9	5-2	23-7	2-0	-	-
Vanderbilt	13-3	12-3	1-0	-	-	-



### RICK BARNES: WHERE & WHEN

Home: 468-95  
 Away: 168-197  
 Neutral: 110-101  
 at TBA: 92-21\*  
 \*one loss with Texas

November: 121-33  
 December: 182-53  
 January: 179-114  
 February: 159-112  
 March: 105-80  
 April: 0-1

## ON THE BENCH



### MICHAEL SCHWARTZ

Associate Head Coach • Texas, 1999

- Sixth season at Tennessee; played two years under Barnes at Texas and was a member of the 1999 Big 12 Championship team (then became a GA on Texas' staff).
- In 2019, Schwartz earned feature placement on *The Athletic's* list of the nation's top 25 up-and-coming college basketball coaches.
- Since the 2017-18 campaign, Schwartz has served as Tennessee's "defensive coordinator."
- No stranger to the Southeast and East Coast, Schwartz spent six years on staff at Miami (Fla.) in the ACC.



### JUSTIN GAINNEY

Assistant Coach • NC State, 2000

- Gainey, who boasts 15 years of Division I coaching and administrative experience, is in first season on the Tennessee staff after joining the program in April 2021.
- Immediately prior to coming to Tennessee, Gainey spent the 2020-21 season as the associate head coach at Marquette; he also coached at Marquette from 2014-17.
- In between his stints in Milwaukee, Gainey was an assistant coach at Santa Clara in 2017-18 and Arizona from 2018-20.
- A native of High Point, North Carolina, was a standout point guard at NC State from 1996-2000 (giving some of Rick Barnes' Clemson squads fits).



### ROD CLARK

Assistant Coach • Lindsey Wilson College (Ky.), 2015

- Clark, a young and energetic rising star in the profession at age 28, is in just his third season as a collegiate assistant in 2021-22 and his first at Tennessee.
- A native of Kansas City, Missouri, Clark spent the 2020-21 season as an assistant coach at Austin Peay State University in Clarksville, Tennessee.
- His first stop as a collegiate coach came in the Horizon League as an assistant coach at the University of Illinois at Chicago in 2019-20.
- From 2017-19, Clark honed his coaching skills as the top assistant coach at Sunrise Christian Academy in Kansas—a national prep basketball powerhouse.



### GARRETT MEDENWALD

Director of Sports Performance • Wisconsin-Whitewater, 2013

- Seventh season at Tennessee; he had three previous years of experience working alongside head coach Rick Barnes at Texas from 2012-15.
- As a football running back at UW-Whitewater, he helped lead the Warhawks to back-to-back national championships in 2010 and 2011.
- An elite powerlifter, Medenwald was a national qualifier in Olympic weightlifting and was a coach and co-founder of the UW-Whitewater Olympic Lifting Club.
- Native of Green Bay, Wisconsin (lifelong Green Bay Packers fan).



### CHAD NEWMAN

Athletic Trainer • Tennessee, 1994

- 26th season with the Tennessee basketball program.
- Under his care, the Vols have advanced to postseason play 16 times, including 12 NCAA Tournament berths and six Sweet Sixteen appearances.
- 2009 Tennessee Athletic Trainer's Society (TATS) Athletic Trainer of the Year.
- Native of Chattanooga, Tennessee



### BRYAN LENTZ

Director of Player Development • Lenoir-Rhyne, 2000

- Fourth season at Tennessee; is a North Carolina native.
- Had four previous years of experience as a member of Rick Barnes' basketball staff at Texas.
- His father, John Lentz, was a legendary head coach at Lenoir-Rhyne College in Hickory, N.C., and was Barnes' roommate during college.
- Spent the 2014-18 seasons as an assistant coach at Appalachian State University in Boone, N.C.



### MARY-CARTER EGGERT

Director of Basketball Operations • Tennessee, 2011

- A two-time Tennessee graduate, Eggert is in her seventh season working in the lead basketball operations role.
- As one of very few women currently holding the role of director of basketball operations with a men's program at a major-conference school.
- Spent three years on UT's media relations staff, working closely with the Tennessee football program from 2012 to 2014.
- Native of Richmond, Virginia



### LUKE SCHAPKER

Video Coordinator • Bowling Green, 2018

- Schapker is in his fourth year with the Tennessee basketball program in 2021-22 after first joining the program as a graduate manager in 2018.
- He spent four years as a men's basketball student manager at Bowling Green State University in Ohio.
- Schapker was the head manager during the final three years of his four-year tenure with the BGSU program.
- He earned a master's degree in Sport Management from Tennessee in 2020.



### KEN McDONALD

Director of Student-Athlete Development • Providence, 1992

- The 2021-22 season marks McDonald's 11th season on staff with Rick Barnes and his third season on Barnes' staff at Tennessee.
- Their relationship dates to McDonald's collegiate playing career on Barnes' Providence teams from 1990-92.
- McDonald's career on the bench includes 27 years of extensive coaching experience at the collegiate, professional and international level.
- Was the head coach at Western Kentucky from 2008-12; also was head coach of the G League's Austin Spurs from 2013-17.





# JONAS AIDOO

FR Forward | 6-11 | 234 | Journalism & Electronic Media  
Durham, North Carolina | Liberty Heights Athletic Institute



## SEASON/CAREER BESTS

### POINTS

Season 5 vs. Kentucky (2/15/22)  
Career Same

### REBOUNDS

Season 7 vs. Kentucky (2/15/22)  
Career Same

### ASSISTS

Season 1 (2x), last vs. Kentucky (2/15/22)  
Career Same

### BLOCKS

Season 3 vs. Kentucky (2/15/22)  
Career Same

### STEALS

Season 1 (2x), last vs. USC Upstate (12/14/21)  
Career Same

### MINUTES

Season 17:56 vs. Kentucky (2/15/22)  
Career Same

### FIELD GOALS MADE

Season 2 vs. Kentucky (2/15/22)  
Career Same

### FIELD GOALS ATTEMPTED

Season 3 (2x), last vs. Kentucky (2/15/22)  
Career Same

### 3-PT. FIELD GOALS MADE

Season -  
Career -

### 3-PT. FIELD GOALS ATTEMPTED

Season -  
Career -

### FREE THROWS MADE

Season 2 vs. USC Upstate (12/14/21)  
Career Same

### FREE THROWS ATTEMPTED

Season 2 vs. USC Upstate (12/14/21)  
Career Same

## CAREER STATS

	GP-GS	Min	Avg	FG-A	Pct	3FG-A	Pct	FT-A	Pct	Off-Def-Rebs	Avg	PF-FO	Ast	TO	Blk	Stl	Pts	Avg
2021-22	9-0	49	5.4	5-9	.556	0-0	.000	3-3	1.000	8-5-13	1.4	4-0	2	1	3	2	13	1.4
<b>TOTAL</b>	<b>9-0</b>	<b>49</b>	<b>5.4</b>	<b>5-9</b>	<b>.556</b>	<b>0-0</b>	<b>.000</b>	<b>3-3</b>	<b>1.000</b>	<b>8-5-13</b>	<b>1.4</b>	<b>4-0</b>	<b>2</b>	<b>1</b>	<b>3</b>	<b>2</b>	<b>13</b>	<b>1.4</b>



Last name pronounced: AY-doo

- Has earned minutes in each of Tennessee's three games since Olivier Nkamhoua was sidelined due to injury.
- Played a large role in the win over #4 Kentucky (2/15/22), setting season-highs in minutes (18), points (5), rebounds (7) and blocks (3); two of those blocks were on attempts by SEC POY candidate Oscar Tshiebwe.
- Played a season-high 12 minutes at Mississippi State (2/9/22), scoring two points and grabbing four rebounds.
- Hit a pair of free throws and recorded a steal in three minutes of action against USC Upstate (12/14/21).
- Scored his first collegiate points with a dunk during Tennessee's win over Presbyterian (11/30/21), also recording an assist and rebound in five minutes of action.
- Was sidelined multiple weeks in October with an illness.
- Boasts the longest wingspan on the team at 7'5.5", and his standing reach extends to 9'4", second-highest on the squad.
- Alters a lot of shots around the rim and is one of the team's best rim protectors.
- Was rated as high as No. 21 nationally in the Class of 2021 by Rivals.com, and he was tabbed as the top prospect in the state of North Carolina by the 247sports.com composite.
- Enrolled at UT with more than 400,000 followers and close to nine million "likes" on TikTok (@jonasaidoo).

## 2021-22 GAME-BY-GAME STATS

OPPONENT	DATE	St	MIN	FG-FGA	PCT	3FG-FGA	PCT	FT-FTA	PCT	OFF DEF TOT	PF	A	T/O	BLK	STL	PTS
UT Martin	11/9/21							DNP								
ETSU	11/14/21	-	2	0-0	.000	0-0	.000	0-0	.000	0 0 0	0	0	0	0	0	0
vs. Villanova	11/20/21	-	2	0-1	.000	0-0	.000	0-0	.000	0 0 0	0	0	0	0	0	0
vs. North Carolina	11/21/21	-	1	0-0	.000	0-0	.000	0-0	.000	0 0 0	0	0	0	0	0	0
Tennessee Tech	11/26/21							ILLNESS								
Presbyterian	11/30/21	-	5	1-1	1.000	0-0	.000	0-0	.000	1 0 1	0	1	0	0	1	2
at Colorado	12/4/21							DNP								
vs. Texas Tech	12/7/21							DNP								
UNC Greensboro	12/11/21							INJ								
USC Upstate	12/14/21	-	3	0-0	.000	0-0	.000	2-2	1.000	0 0 0	0	0	0	0	1	2
Arizona	12/22/21							DNP								
at Alabama	12/29/21							DNP								
Ole Miss	1/5/22							DNP								
at LSU	1/8/22							DNP								
South Carolina	1/11/22							DNP								
at Kentucky	1/15/22							DNP								
at Vanderbilt	1/18/22							DNP								
LSU	1/22/22							DNP								
Florida	1/26/22							DNP								
at Texas	1/29/22							DNP								
Texas A&M	2/1/22							DNP								
at South Carolina	2/5/22	-	2	0-0	.000	0-0	.000	0-0	.000	0 0 0	0	0	0	0	0	0
at Miss. State	2/9/22	-	12	1-3	.333	0-0	.000	0-0	.000	3 1 4	3	0	0	0	0	2
Vanderbilt	2/12/22	-	4	1-1	1.000	0-0	.000	0-0	.000	1 0 1	0	0	0	0	0	2
Kentucky	2/15/22	-	18	2-3	.667	0-0	.000	1-1	1.000	3 4 7	1	1	1	3	0	5
at Arkansas	2/19/22															
at Missouri	2/22/22															
Auburn	2/26/22															
at Georgia	3/1/22															
Arkansas	3/5/22															

## PRODUCTION TRACKER

	This Season
Scored 5+ Points	1
Scored 10+ Points	-
Had 5+ Rebounds	1
Led the Vols in Rebounding	-
Had 4+ Offensive Rebounds	-
Had a Double-Double	-
Had Multiple Assists	-
Had Multiple Steals	-
Had Multiple Blocks	1
Had a Positive Assist/TO Ratio	1
Drew Multiple Charges	-





# 12 VICTOR BAILEY JR.

SR Guard | 6-4 | 182 | Political Science  
Austin, Texas | University of Oregon



VOLScholar



## SEASON/CAREER BESTS

### POINTS

Season 14 vs. Presbyterian (11/30/21)  
Career 29 vs. South Carolina (2/17/21)

### REBOUNDS

Season 6 vs. Texas Tech (12/7/21)  
Career 7 vs. Alabama (1/2/21)

### ASSISTS

Season 3 vs. UT Martin (11/9/21)  
Career 4 (3x), last vs. South Carolina (2/17/21)

### BLOCKS

Season 1 (2x), last vs. Texas Tech (12/7/21)  
Career 2 vs. Ball State (11/19/17)

### STEALS

Season 3 vs. ETSU (11/14/21)  
Career 3 (4x), last vs. ETSU (11/14/21)

### MINUTES

Season 23:11 vs. Villanova (11/20/21)  
Career 35:26 vs. Kentucky (2/20/21)

### FIELD GOALS MADE

Season 4 (2x), last vs. Presbyterian (11/30/21)  
Career 9 vs. South Carolina (2/17/21)

### FIELD GOALS ATTEMPTED

Season 8 (3x), last vs. USC Upstate (12/14/21)  
Career 18 vs. UCLA (1/10/19)

### 3-PT. FIELD GOALS MADE

Season 4 vs. Presbyterian (11/30/21)  
Career 7 (2x), last vs. South Carolina (2/17/21)

### 3-PT. FIELD GOALS ATTEMPTED

Season 8 vs. Presbyterian (11/30/21)  
Career 10 (2x), last vs. South Carolina (2/17/21)

### FREE THROWS MADE

Season 2 (3x), last at LSU (1/8/22)  
Career 8 vs. Alabama (1/2/21)

### FREE THROWS ATTEMPTED

Season 3 at LSU (1/8/22)  
Career 9 vs. Alabama (1/2/21)

## @VICTOR\_BAILEY10

- Completed his degree in Political Science in May of 2021.
- Is 121 points shy of scoring his 1,000th Division I point. He scored 513 points during his two seasons at Oregon.
- Recorded the game-tying basket with 1:23 remaining at Texas (1/29/22) with an offensive rebound and tip-in layup. Also posted two assists and three rebounds in 16 minutes off of the bench.
- Scored seven points in 20 minutes off the bench in the SEC opener at Alabama (12/29/21).
- Shot 4-for-8 from beyond the arc against Presbyterian (11/30/21), scoring 14 points in 18 minutes.
- Scored nine points on 4-of-6 shooting while also tying a career high in steals with three vs. ETSU (11/14/21).
- Possesses extraordinary drive to become a "complete" player.
- Has vastly improved as an on-ball defender—described by coaches as "disruptive" on the ball.
- Was Tennessee's third-leading scorer overall (10.9 ppg) and in SEC play (10.8 ppg) last season.
- Scored 15 or more points a team-high eight times last year and was UT's top scorer a team-high nine times.
- Averaged a team-high 18.2 points over Tennessee's final five regular-season games, with 19 made 3-pointers during that span.

## 2021-22 GAME-BY-GAME STATS

OPPONENT	DATE	St	MIN	FG-FGA	PCT	3FG-FGA	PCT	FT-FTA	PCT	OFF DEF TOT	PF	A	T/O	BLK	STL	PTS
UT Martin	11/9/21	-	17	2-8	.250	2-7	.286	0-0	.000	2 0 2	0	3	0	0	1	6
ETSU	11/14/21	-	21	4-6	.667	1-2	.500	0-0	.000	0 1 1	3	2	0	1	3	9
vs. Villanova	11/20/21	-	23	1-5	.200	0-4	.000	0-0	.000	0 0 0	0	0	1	0	0	2
vs. North Carolina	11/21/21	-	6	1-4	.250	0-1	.000	0-0	.000	0 1 1	0	0	0	0	1	2
Tennessee Tech	11/26/21	g	19	1-5	.200	0-3	.000	0-0	.000	0 1 1	1	1	1	0	0	2
Presbyterian	11/30/21	g	18	4-8	.500	4-8	.500	2-2	1.000	0 0 0	0	1	1	0	0	14
at Colorado	12/4/21	g	14	0-0	.000	0-0	.000	0-0	.000	0 0 0	1	0	0	0	0	0
vs. Texas Tech	12/7/21	g	20	1-6	.167	1-6	.167	0-1	.000	1 5 6	2	0	0	1	0	3
UNC Greensboro	12/11/21	-	14	2-6	.333	1-5	.200	0-0	.000	0 1 1	1	1	1	0	0	5
USC Upstate	12/14/21	-	10	3-8	.375	0-3	.000	0-0	.000	0 1 1	1	0	0	0	0	6
Arizona	12/22/21	-	1	0-0	.000	0-0	.000	0-0	.000	0 0 0	0	0	0	0	0	0
at Alabama	12/29/21	-	20	2-7	.286	1-4	.250	2-2	1.000	1 0 1	4	1	0	0	0	7
Ole Miss	1/5/22	-	2	0-3	.000	0-2	.000	0-0	.000	0 0 0	0	0	0	0	1	0
at LSU	1/8/22	-	8	0-2	.000	0-1	.000	2-3	.667	0 0 0	0	0	0	0	0	2
South Carolina	1/11/22	-	8	2-5	.400	1-3	.333	1-2	.500	0 0 0	1	0	0	0	0	6
at Kentucky	1/15/22	-	8	0-2	.000	0-0	.000	0-0	.000	1 0 1	0	1	0	0	0	0
at Vanderbilt	1/18/22	-	2	0-1	.000	0-1	.000	0-1	.000	0 0 0	0	0	0	0	0	0
LSU	1/22/22								DNP							
Florida	1/26/22	-	2	0-1	.000	0-1	.000	0-1	.000	1 0 1	0	0	0	0	0	0
at Texas	1/29/22	-	16	1-1	1.000	0-0	.000	0-0	.000	1 2 3	0	2	0	0	0	2
Texas A&M	2/1/22	-	7	2-2	1.000	0-0	.000	1-2	.500	1 0 1	1	0	1	0	0	5
at South Carolina	2/5/22	-	5	0-0	.000	0-0	.000	0-0	.000	1 1 2	1	0	0	0	0	0
at Miss. State	2/9/22	-	1	0-0	.000	0-0	.000	0-0	.000	0 0 0	0	0	0	0	0	0
Vanderbilt	2/12/22	-	8	0-1	.000	0-0	.000	1-2	.500	0 0 0	0	0	0	0	1	1
Kentucky	2/15/22	-	4	0-0	.000	0-0	.000	0-0	.000	0 0 0	0	0	0	0	0	0
at Arkansas	2/19/22															
at Missouri	2/22/22															
Auburn	2/26/22															
at Georgia	3/1/22															
Arkansas	3/5/22															

## PRODUCTION TRACKER

	Last Season	This Season	Career
Scored 10+ Points	13	1	38
Scored 20+ Points	2	-	4
Led the Vols in Scoring	9	-	9
Had 5+ Assists	-	-	-
Led the Vols in Assists	3	-	3
Had Multiple Steals	3	1	13
Had 3+ Steals	1	1	5
Made Multiple 3-Pointers	12	2	35
Made 4+ 3-Pointers	3	1	8
Had a Positive Assist/TO Ratio	14	5	41



## CAREER STATS

	GP-GS	Min	Avg	FG-A	Pct	3FG-A	Pct	FT-A	Pct	Off-Def-Rebs	Avg	PF-FO	Ast	TO	Blk	Stl	Pts	Avg
2017-18	36-0	597	16.6	81-194	.418	32-88	.364	47-54	.870	21-41-62	1.7	42-1	31	29	4	15	241	6.7
2018-19	37-8	708	19.1	92-223	.413	47-118	.398	41-45	.911	16-58-74	2.0	41-0	34	31	0	24	272	7.4
2019-20																		
2020-21	27-12	666	24.7	97-241	.402	47-139	.338	53-64	.828	14-41-55	2.0	46-1	44	31	4	15	294	10.9
2021-22	24-4	254	10.6	26-81	.321	11-51	.216	9-16	.563	9-13-22	0.9	16-0	12	5	2	7	72	3.0
<b>TOTAL</b>	<b>124-24</b>	<b>2225</b>	<b>17.9</b>	<b>296-739</b>	<b>.401</b>	<b>137-396</b>	<b>.346</b>	<b>150-179</b>	<b>.838</b>	<b>60-153-213</b>	<b>1.7</b>	<b>145-2</b>	<b>121</b>	<b>96</b>	<b>10</b>	<b>61</b>	<b>879</b>	<b>7.1</b>

# 1 KENNEDY CHANDLER

FR Guard | 6-0 | 171 | Communication Studies  
Memphis, Tennessee | Sunrise Christian Academy (Kan.)



## SEASON/CAREER BESTS

### POINTS

Season 27 at Colorado (12/4/21)  
Career Same

### REBOUNDS

Season 6 vs. Vanderbilt (2/12/22)  
Career Same

### ASSISTS

Season 10 (2x), last at South Carolina (2/5/22)  
Career Same

### BLOCKS

Season 1 (6x), last at Vanderbilt (1/18/22)  
Career Same

### STEALS

Season 7 vs. Presbyterian (11/30/21)  
Career Same

### MINUTES

Season 39:01 vs. Texas Tech (12/7/21)  
Career Same

### FIELD GOALS MADE

Season 13 at Colorado (12/4/21)  
Career Same

### FIELD GOALS ATTEMPTED

Season 20 at Colorado (12/4/21)  
Career Same

### 3-PT. FIELD GOALS MADE

Season 4 vs. UT Martin (11/9/21)  
Career Same

### 3-PT. FIELD GOALS ATTEMPTED

Season 6 at Colorado (12/4/21)  
Career Same

### FREE THROWS MADE

Season 6 (2x), last vs. Florida (1/26/22)  
Career Same

### FREE THROWS ATTEMPTED

Season 10 at LSU (1/8/22)  
Career Same

@KENNEDYY | Naismith Defensive Player of the Year Watch List (1 of 15) | Bob Cousy Point Guard of the Year Top 10 Finalist

- Has totaled four or more steals in seven different games this season, including a school-record-tying seven.
- Among Division I true freshmen, his 2.3 steals per game rank second, while his 4.9 assists per game rank third.
- Among all SEC players, ranks second in the league in overall steals (2.3 spg) and fourth in assists (4.9 app).
- Also ranks eighth in the SEC in field-goal percentage (.444)—fourth amongst SEC guards.
- In the win over #4 Kentucky (2/15/22), scored 17 points, made three 3-pointers, had six assists and no turnovers in a team-high 36 minutes.
- Posted team-high-tying marks of 18 points and five steals at Mississippi State (2/9/22), also grabbing a career-high-tying five rebounds in 34 minutes.
- Recorded his second career double-double with 11 points and a career-high-tying 10 assists at South Carolina (2/5/22).
- Scored a career-high 27 points at Colorado (12/4/21) on 13-for-20 shooting in 36 minutes played. His 13 made field goals were the most by a Vol in a single game since Feb. 19, 2013.
- Tied the program record with seven steals against Presbyterian (11/30/21) with 15 points and seven assists.
- A consensus five-star prospect, he was rated by ESPN as the nation's top point guard in the Class of 2021.

## 2021-22 GAME-BY-GAME STATS

OPPONENT	DATE	St	MIN	FG-FGA	PCT	3FG-FGA	PCT	FT-FTA	PCT	OFF DEF TOT	PF	A	T/O	BLK	STL	PTS
UT Martin	11/9/21	g	22	7-10	.700	4-4	1.000	2-2	1.000	1 0 1	0	4	3	0	0	20
ETSU	11/14/21	g	26	6-9	.667	2-3	.667	2-2	1.000	1 4 5	2	6	1	1	3	16
vs. Villanova	11/20/21	g	25	1-9	.111	0-2	.000	4-4	1.000	0 3 3	3	2	3	1	0	6
vs. North Carolina	11/21/21	g	32	6-13	.462	2-3	.667	0-0	.000	0 5 5	2	8	2	1	1	14
Tennessee Tech	11/26/21	g	34	6-13	.462	1-4	.250	2-2	1.000	0 2 2	0	4	4	1	5	15
Presbyterian	11/30/21	g	26	7-14	.500	1-4	.250	0-0	.000	0 1 1	1	7	0	1	7	15
at Colorado	12/4/21	g	36	13-20	.650	1-6	.167	0-2	.000	0 3 3	3	2	2	0	1	27
vs. Texas Tech	12/7/21	g	39	4-13	.308	1-5	.200	0-1	.000	1 2 3	4	5	5	0	0	9
UNC Greensboro	12/11/21	g	27	2-9	.222	1-4	.250	4-4	1.000	2 0 2	0	6	1	0	1	9
USC Upstate	12/14/21	g	25	6-11	.545	3-5	.600	0-1	.000	1 4 5	1	10	1	0	1	15
Arizona	12/22/21	g	34	2-14	.143	0-3	.000	4-6	.667	1 2 3	2	4	2	0	3	8
at Alabama	12/29/21									ILLNESS						
Ole Miss	1/5/22	g	28	3-8	.375	0-4	.000	0-0	.000	0 2 2	2	7	5	0	4	6
at LSU	1/8/22	g	37	6-12	.500	1-3	.333	6-10	.600	1 3 4	3	3	6	0	4	19
South Carolina	1/11/22	g	25	2-7	.286	1-2	.500	3-8	.375	1 4 5	0	3	1	0	2	8
at Kentucky	1/15/22	g	30	7-11	.636	2-4	.500	1-4	.250	0 3 3	4	3	3	0	2	17
at Vanderbilt	1/18/22	g	31	6-13	.462	0-4	.000	1-1	1.000	2 2 4	4	4	5	1	5	13
LSU	1/22/22	g	32	4-13	.308	1-5	.200	0-1	.000	0 2 2	3	6	1	0	0	9
Florida	1/26/22	g	30	5-13	.385	1-3	.333	6-6	1.000	1 0 1	3	5	3	0	0	17
at Texas	1/29/22	g	30	4-11	.364	0-2	.000	0-0	.000	2 0 2	0	0	0	3	0	8
Texas A&M	2/1/22	g	30	5-11	.455	1-4	.250	5-6	.833	0 2 2	3	7	4	0	3	16
at South Carolina	2/5/22	g	33	4-11	.364	2-3	.667	1-2	.500	0 3 3	2	10	1	0	3	11
at Miss. State	2/9/22	g	34	8-13	.615	1-3	.333	1-2	.500	2 3 5	1	3	4	0	5	18
Vanderbilt	2/12/22	g	24	3-8	.375	0-2	.000	0-2	.000	1 5 6	4	2	4	0	0	6
Kentucky	2/15/22	g	36	5-9	.556	3-5	.600	4-4	1.000	0 5 5	0	6	0	0	2	17
at Arkansas	2/19/22															
at Missouri	2/22/22															
Auburn	2/26/22															
at Georgia	3/1/22															
Arkansas	3/5/22															

## PRODUCTION TRACKER

	This Season
Scored 10+ Points	15
Scored 20+ Points	2
Led the Vols in Scoring	6
Made Multiple 3-Pointers	7
Had 5+ Rebounds	7
Had 5+ Assists	12
Had 10+ Assists	2
Led the Vols in Assists	16
Had Multiple Steals	14
Led the Vols in Steals	10
Had a Positive Assist/TO Ratio	14



## CAREER STATS

	GP-GS	Min	Avg	FG-A	Pct	3FG-A	Pct	FT-A	Pct	Off-Def-Rebs	Avg	PF-FO	Ast	TO	Blk	Stl	Pts	Avg
2021-22	24-24	726	30.3	122-275	.444	29-87	.333	46-70	.657	17-60-77	3.2	47-0	117	64	6	56	319	13.3
TOTAL	24-24	726	30.3	122-275	.444	29-87	.333	46-70	.657	17-60-77	3.2	47-0	117	64	6	56	319	13.3

# 3 QUENTIN DIBOUNDJE

FR Guard | 6-5 | 217 | Business Management  
Montpellier, France | Monteverde Academy (Fla.)



## SEASON/CAREER BESTS

### POINTS

Season 4 vs. USC Upstate (12/14/21)  
Career Same

### REBOUNDS

Season 3 vs. Presbyterian (11/30/21)  
Career Same

### ASSISTS

Season 3 vs. USC Upstate (12/14/21)  
Career Same

### BLOCKS

Season -  
Career -

### STEALS

Season 2 vs. USC Upstate (12/14/21)  
Career Same

### MINUTES

Season 10:57 vs. USC Upstate (12/14/21)  
Career Same

### FIELD GOALS MADE

Season 1 (4x), last at Kentucky (1/15/22)  
Career Same

### FIELD GOALS ATTEMPTED

Season 2 (3x), last at Kentucky (1/15/22)  
Career Same

### 3-PT. FIELD GOALS MADE

Season 1 vs. Presbyterian (11/30/21)  
Career Same

### 3-PT. FIELD GOALS ATTEMPTED

Season 1 (2x), last vs. Presbyterian (11/30/21)  
Career Same

### FREE THROWS MADE

Season 2 vs. USC Upstate (12/14/21)  
Career Same

### FREE THROWS ATTEMPTED

Season 4 vs. USC Upstate (12/14/21)  
Career Same

## @QDIBOUNDJE

- Scored two points and grabbed two rebounds in his SEC debut at Kentucky (1/15/22).
- In a season-high 11 minutes against USC Upstate (12/14/21), scored a season-high four points and had three assists.
- Scored three points—including two off of a one-handed putback dunk—against UNC Greensboro (12/11/21).
- Scored his first collegiate points with a 3-pointer and also grabbed three rebounds against Presbyterian (11/30/21).
- Made his Tennessee debut against UT Martin, playing four minutes off of the bench (11/9/21).
- Strong, athletic guard with a scoring mindset.
- Still adjusting from the international game, as he only moved to the United States in August of 2020.
- Signed with Tennessee after spending the 2020-21 season on the “prep national” roster at Monteverde Academy Center for Basketball Development in Florida.
- One of 16 players selected to participate in the French Basketball Federation's U18 team camp, which took place in January of 2020 at INSEP.
- Tennessee's second all-time men's basketball student-athlete from France, following in the footsteps of Yves Pons (2018-21); the 2020 SEC Defensive Player of the Year, Pons is under contract with the Memphis Grizzlies.

## 2021-22 GAME-BY-GAME STATS

OPPONENT	DATE	St	MIN	FG-FGA	PCT	3FG-FGA	PCT	FT-FTA	PCT	OFF DEF TOT	PF	A	T/O	BLK	STL	PTS
UT Martin	11/9/21	-	4	0-1	.000	0-1	.000	0-0	.000	0 0 0	0	0	0	0	0	0
ETSU	11/14/21	-	2	0-2	.000	0-0	.000	0-0	.000	0 1 1	0	0	0	0	0	0
vs. Villanova	11/20/21							DNP								
vs. North Carolina	11/21/21							DNP								
Tennessee Tech	11/26/21							DNP								
Presbyterian	11/30/21	-	6	1-1	1.000	1-1	1.000	0-0	.000	0 3 3	0	1	0	0	0	3
at Colorado	12/4/21							DNP								
vs. Texas Tech	12/7/21							DNP								
UNC Greensboro	12/11/21	-	5	1-2	.500	0-1	.000	1-2	.500	1 0 1	0	0	0	0	0	3
USC Upstate	12/14/21	-	11	1-1	1.000	0-0	.000	2-4	.500	0 1 1	0	3	0	0	2	4
Arizona	12/22/21							DNP								
at Alabama	12/29/21							DNP								
Ole Miss	1/5/22							DNP								
at LSU	1/8/22							DNP								
South Carolina	1/11/22							DNP								
at Kentucky	1/15/22	-	4	1-2	.500	0-0	.000	0-0	.000	1 1 2	0	0	0	0	0	2
at Vanderbilt	1/18/22							DNP								
LSU	1/22/22							DNP								
Florida	1/26/22							DNP								
at Texas	1/29/22							DNP								
Texas A&M	2/1/22							DNP								
at South Carolina	2/5/22							DNP								
at Miss. State	2/9/22							DNP								
Vanderbilt	2/12/22							DNP								
Kentucky	2/15/22							DNP								
at Arkansas	2/19/22															
at Missouri	2/22/22															
Auburn	2/26/22															
at Georgia	3/1/22															
Arkansas	3/5/22															

## PRODUCTION TRACKER

	This Season
Scored 5+ Points	-
Scored 10+ Points	-
Led the Vols in Scoring	-
Made Multiple 3-Pointers	-
Had 5+ Rebounds	-
Had 5+ Assists	-
Had 10+ Assists	-
Led the Vols in Assists	-
Had Multiple Steals	-
Led the Vols in Steals	-
Had a Positive Assist/TO Ratio	2



## CAREER STATS

	GP-GS	Min	Avg	FG-A	Pct	3FG-A	Pct	FT-A	Pct	Off-Def-Rebs	Avg	PF-FO	Ast	TO	Blk	Stl	Pts	Avg
2021-22	6-0	32	5.3	4-9	.444	1-3	.333	3-6	.500	2-6-8	1.3	0-0	4	0	0	2	12	2.0
TOTAL	6-0	32	5.3	4-9	.444	1-3	.333	3-6	.500	2-6-8	1.3	0-0	4	0	0	2	12	2.0



# 10 JOHN FULKERSON

**SU-SR** Forward | 6-9 | 219 | Agricultural Leadership, Education & Communication  
Kingsport, Tennessee | The Christ School (N.C.)



VOLScholar



## SEASON/CAREER BESTS

### POINTS

Season 24 vs. Arizona (12/22/21)  
Career 27 at Kentucky (3/3/20)

### REBOUNDS

Season 10 (3x), last vs. Arizona (12/22/21)  
Career 12 (2x), last vs. Cincinnati (12/12/20)

### ASSISTS

Season 6 vs. North Carolina (11/21/21)  
Career Same

### BLOCKS

Season 5 vs. Texas Tech (12/7/21)  
Career 5 (2x), last vs. Texas Tech (12/7/21)

### STEALS

Season 2 vs. USC Upstate (12/14/21)  
Career 4 at Cincinnati (12/18/19)

### MINUTES

Season 35:45 vs. Texas Tech (12/7/21)  
Career 39 at Kentucky (3/3/20)

### FIELD GOALS MADE

Season 8 vs. Arizona (12/22/21)  
Career 10 (2x), last at Kentucky (3/3/20)

### FIELD GOALS ATTEMPTED

Season 13 vs. Arizona (12/22/21)  
Career 15 (2x), last at Kentucky (3/3/20)

### 3-PT. FIELD GOALS MADE

Season -  
Career 1 vs. Florida (2/29/20)

### 3-PT. FIELD GOALS ATTEMPTED

Season -  
Career 1 (5x), last vs. Florida (3/7/21)

### FREE THROWS MADE

Season 8 vs. Arizona (12/22/21)  
Career 10 vs. Kentucky (2/8/20)

### FREE THROWS ATTEMPTED

Season 12 vs. Arizona (12/22/21)  
Career 14 at South Carolina (2/15/20)

## JOHN\_FULKERSON

- Completed his degree in Recreation & Sport Management in May 2020.
- Has played in a Tennessee and SEC record 155 career games.
- In what was his seventh career win over Kentucky (2/15/22), scored 14 points, was a perfect 6-for-6 at the free throw line and had a team-high eight rebounds.
- Compiled a 12-point, six-rebound, three-assist and two-block performance in the Vols' win over Vanderbilt (2/12/22).
- Had a nine-point, three-block effort in 18 minutes off the bench to help UT defeat Florida (1/26/22).
- Scored 24 points, grabbed 10 rebounds and drew 13 fouls during the win over #6 Arizona (12/22/21)—notching his second double-double of the season. Earned SEC Player of the Week honors for his performance.
- Recorded his sixth career double-double against Texas Tech (12/7/21) with 10 points and 10 rebounds, also adding a career-high-tying five blocks.
- Using a portion of his NIL earnings to donate \$1 to the Tennessee Fund for every point the Vols score this season.
- Currently owns the sixth-best career field-goal percentage in school history, at .564 (minimum 500 attempts).
- Has benefited from new NIL legislation perhaps more than any other Tennessee student-athlete.

## 2021-22 GAME-BY-GAME STATS

OPPONENT	DATE	St	MIN	FG-FGA	PCT	3FG-FGA	PCT	FT-FTA	PCT	OFF DEF TOT	PF	A	T/O	BLK	STL	PTS
UT Martin	11/9/21									INJ						
ETSU	11/14/21	f	22	2-6	.333	0-0	.000	2-2	1.000	4 6 10	0	3	1	2	0	6
vs. Villanova	11/20/21	f	22	2-2	1.000	0-0	.000	0-1	.000	2 2 4	1	0	3	1	0	4
vs. North Carolina	11/21/21	f	27	6-7	.857	0-0	.000	1-1	1.000	2 3 5	1	6	2	1	0	13
Tennessee Tech	11/26/21	f	27	5-9	.556	0-0	.000	4-4	1.000	4 2 6	1	2	1	1	0	14
Presbyterian	11/30/21	f	24	1-2	.500	0-0	.000	2-2	1.000	3 2 5	0	4	0	0	0	4
at Colorado	12/4/21	f	31	4-10	.400	0-0	.000	2-2	1.000	1 5 6	2	2	1	2	1	10
vs. Texas Tech	12/7/21	f	36	4-9	.444	0-0	.000	2-4	.500	4 6 10	2	2	2	5	0	10
UNC Greensboro	12/11/21	f	20	1-3	.333	0-0	.000	0-0	.000	2 2 4	1	1	2	3	1	2
USC Upstate	12/14/21	f	18	6-7	.857	0-0	.000	0-0	.000	5 1 6	2	3	0	0	2	12
Arizona	12/22/21	f	30	8-13	.615	0-0	.000	8-12	.667	5 5 10	2	2	2	1	0	24
at Alabama	12/29/21									ILLNESS						
Ole Miss	1/5/22	f	18	2-7	.286	0-0	.000	1-2	.500	0 0 0	3	0	3	0	0	5
at LSU	1/8/22	f	17	0-0	.000	0-0	.000	3-6	.500	2 3 5	1	1	1	0	1	3
South Carolina	1/11/22	f	28	5-8	.625	0-0	.000	0-0	.000	1 6 7	3	0	0	2	0	10
at Kentucky	1/15/22	f	20	0-2	.000	0-0	.000	0-0	.000	0 0 0	0	2	3	0	0	0
at Vanderbilt	1/18/22	-	17	0-4	.000	0-0	.000	2-2	1.000	3 3 6	4	0	1	1	1	2
LSU	1/22/22	-	14	3-3	1.000	0-0	.000	2-3	.667	1 0 1	3	1	0	0	0	8
Florida	1/26/22	-	18	3-5	.600	0-0	.000	3-3	1.000	2 0 2	2	0	1	3	0	9
at Texas	1/29/22	-	17	1-2	.500	0-0	.000	0-1	.000	1 1 2	3	0	1	0	1	2
Texas A&M	2/1/22	-	19	1-2	.500	0-0	.000	2-2	1.000	3 2 5	3	2	1	0	0	4
at South Carolina	2/5/22	-	23	3-4	.750	0-0	.000	2-2	1.000	1 1 2	3	1	1	0	0	8
at Miss. State	2/9/22	-	22	2-5	.400	0-0	.000	0-0	.000	0 3 3	2	0	0	0	0	4
Vanderbilt	2/12/22	-	26	5-8	.625	0-0	.000	2-3	.667	2 4 6	2	3	0	2	1	12
Kentucky	2/15/22	-	26	4-6	.667	0-0	.000	6-6	1.000	1 7 8	3	0	2	1	1	14
at Arkansas	2/19/22															
at Missouri	2/22/22															
Auburn	2/26/22															
at Georgia	3/1/22															
Arkansas	3/5/22															

## PRODUCTION TRACKER

	Last Season	This Season	Career
Scored 10+ Points	14	9	50
Led the Vols in Scoring	4	2	19
Had 5+ Rebounds	16	14	60
Had 10+ Rebounds	1	3	8
Led the Vols in Rebounds	8	5	28
Had a Double-Double	1	2	7
Had Multiple Assists	10	11	46
Had Multiple Steals	3	1	25
Had Multiple Blocks	3	7	23
Led the Vols in Blocks	5	7	30
Had a Positive Assist/TO Ratio	12	9	48



## CAREER STATS

	GP-GS	Min	Avg	FG-A	Pct	3FG-A	Pct	FT-A	Pct	Off-Def-Rebs	Avg	PF-FO	Ast	TO	Blk	Stl	Pts	Avg
2016-17	10-6	160	16.0	17-30	.567	0-0	.000	13-20	.650	14-32-46	4.6	23-0	10	8	9	11	47	4.7
2017-18	30-1	279	9.3	18-42	.429	0-0	.000	16-22	.727	18-31-49	1.6	36-0	16	22	9	16	52	1.7
2018-19	36-0	434	12.1	42-72	.583	0-0	.000	29-45	.644	39-56-95	2.6	67-0	24	21	25	18	113	3.1
2019-20	31-31	936	30.2	156-255	.612	1-2	.500	113-151	.748	64-119-183	5.9	94-2	39	57	27	33	426	13.7
2020-21	25-24	661	26.4	89-169	.527	0-3	.000	59-79	.747	39-99-138	5.5	48-0	42	33	15	13	237	9.5
2021-22	23-14	522	22.7	68-124	.548	0-0	.000	44-58	.759	49-64-113	4.9	44-0	35	28	25	9	180	7.8
<b>TOTAL</b>	<b>155-76</b>	<b>2992</b>	<b>19.3</b>	<b>390-692</b>	<b>.564</b>	<b>1-5</b>	<b>.200</b>	<b>274-375</b>	<b>.731</b>	<b>223-401-624</b>	<b>4.0</b>	<b>312-2</b>	<b>166</b>	<b>169</b>	<b>110</b>	<b>100</b>	<b>1055</b>	<b>6.8</b>

# 21 KENT GILBERT

SO Guard | 6-1 | 175 | Recreation & Sport Management  
Greenville, North Carolina | D.H. Conley High School



## SEASON/CAREER BESTS

### POINTS

Season 3 vs. USC Upstate (12/14/21)  
Career Same

### REBOUNDS

Season 1 vs. USC Upstate (12/14/21)  
Career Same

### ASSISTS

Season -  
Career -

### BLOCKS

Season -  
Career -

### STEALS

Season 1 vs. USC Upstate (12/14/21)  
Career Same

### MINUTES

Season 3:12 vs. USC Upstate (12/14/21)  
Career Same

### FIELD GOALS MADE

Season 1 vs. USC Upstate (12/14/21)  
Career Same

### FIELD GOALS ATTEMPTED

Season 1 (2x), last vs. USC Upstate (12/14/21)  
Career Same

### 3-PT. FIELD GOALS MADE

Season 1 vs. USC Upstate (12/14/21)  
Career Same

### 3-PT. FIELD GOALS ATTEMPTED

Season 1 (2x), last vs. USC Upstate (12/14/21)  
Career Same

### FREE THROWS MADE

Season -  
Career -

### FREE THROWS ATTEMPTED

Season -  
Career -

## @KGILBERT799

- Scored his first career points on a deep 3-pointer against USC Upstate (12/14/21).
- Made his third appearance of the season with one minute against UNC Greensboro (12/11/21).
- Logged a season-high two minutes against Presbyterian (11/30/21).
- Saw one minute of action off the bench against ETSU (11/14/21).
- Logged four minutes in Tennessee's exhibition win over Lenoir-Rhyne (10/30/21).
- Sophomore walk-on is no stranger to the UT basketball program, as his father, current East Carolina AD Jon Gilbert, was the executive senior associate AD and the men's basketball administrator at Tennessee when Rick Barnes was hired.
- Completed a fall semester practicum with local non-profit Emerald Youth Foundation in 2020.
- Graduated from D.H. Conley High School in Greenville, North Carolina.
- Attended Christian Academy of Knoxville (CAK) as a high school freshman before moving to Hattiesburg, Mississippi.
- Refers to super senior John Fulkerson as "Uncle."

## 2021-22 GAME-BY-GAME STATS

OPPONENT	DATE	St	MIN	FG-FGA	PCT	3FG-FGA	PCT	FT-FTA	PCT	OFF DEF TOT	PF	A	T/O	BLK	STL	PTS
UT Martin	11/9/21							DNP								
ETSU	11/14/21	-	1	0-0	.000	0-0	.000	0-0	.000	0 0 0	0	0	1	0	0	0
vs. Villanova	11/20/21							DNP								
vs. North Carolina	11/21/21							DNP								
Tennessee Tech	11/26/21							DNP								
Presbyterian	11/30/21	-	2	0-1	.000	0-1	.000	0-0	.000	0 0 0	0	0	0	0	0	0
at Colorado	12/4/21							DNP								
vs. Texas Tech	12/7/21							DNP								
UNC Greensboro	12/11/21	-	1	0-0	.000	0-0	.000	0-0	.000	0 0 0	1	0	0	0	0	0
USC Upstate	12/14/21	-	3	1-1	1.000	1-1	1.000	0-0	.000	0 1 1	0	0	0	0	1	3
Arizona	12/22/21							DNP								
at Alabama	12/29/21							DNP								
Ole Miss	1/5/22							DNP								
at LSU	1/8/22							DNP								
South Carolina	1/11/22							DNP								
at Kentucky	1/15/22							DNP								
at Vanderbilt	1/18/22							DNP								
LSU	1/22/22							DNP								
Florida	1/26/22							DNP								
at Texas	1/29/22							DNP								
Texas A&M	2/1/22							DNP								
at South Carolina	2/5/22							DNP								
at Miss. State	2/9/22							DNP								
Vanderbilt	2/12/22							DNP								
Kentucky	2/15/22							DNP								
at Arkansas	2/19/22															
at Missouri	2/22/22															
Auburn	2/26/22															
at Georgia	3/1/22															
Arkansas	3/5/22															



## CAREER STATS

	GP-GS	Min	Avg	FG-A	Pct	3FG-A	Pct	FT-A	Pct	Off-Def-Rebs	Avg	PF-FO	Ast	TO	Blk	Stl	Pts	Avg
2020-21	1-0	3	3.0	0-0	.000	0-0	.000	0-0	.000	0-0-0	0.0	0-0	0	0	0	0	0	0.0
2021-22	4-0	7	1.8	1-2	.500	1-2	.500	0-0	.000	0-1-1	0.3	1-0	0	1	0	1	3	0.8
<b>TOTAL</b>	<b>5-0</b>	<b>10</b>	<b>2.0</b>	<b>1-2</b>	<b>.500</b>	<b>1-2</b>	<b>.500</b>	<b>0-0</b>	<b>.000</b>	<b>0-1-1</b>	<b>0.2</b>	<b>1-0</b>	<b>0</b>	<b>1</b>	<b>0</b>	<b>1</b>	<b>3</b>	<b>0.6</b>

# 2 BRANDON HUNTLEY-HATFIELD

FR Forward | 6-10 | 246 | Recreation & Sport Management  
Clarksville, Tennessee | Scotland Campus Prep (Pa.)



## SEASON/CAREER BESTS

### POINTS

Season 12 (2x), last vs. UNC Greensboro (12/11/21)  
Career Same

### REBOUNDS

Season 8 vs. USC Upstate (12/14/21)  
Career Same

### ASSISTS

Season 2 vs. Tennessee Tech (11/26/21)  
Career Same

### BLOCKS

Season 2 (2x), last vs. Tennessee Tech (11/26/21)  
Career Same

### STEALS

Season 3 vs. UT Martin (11/9/21)  
Career Same

### MINUTES

Season 22:53 vs. North Carolina (11/21/21)  
Career Same

### FIELD GOALS MADE

Season 6 (2x), last vs. UNC Greensboro (12/11/21)  
Career Same

### FIELD GOALS ATTEMPTED

Season 10 vs. UNC Greensboro (12/11/21)  
Career Same

### 3-PT. FIELD GOALS MADE

Season 1 vs. UT Martin (11/9/21)  
Career Same

### 3-PT. FIELD GOALS ATTEMPTED

Season 1 (8x), last vs. Texas A&M (2/1/22)  
Career Same

### FREE THROWS MADE

Season 3 (2x), last at Kentucky (1/15/22)  
Career Same

### FREE THROWS ATTEMPTED

Season 4 (2x), last at Kentucky (1/15/22)  
Career Same

## GUPAVELI

- Made his first career start at Mississippi State (2/9/22), scoring four points and playing 15 minutes.
- In 10 minutes at Kentucky (1/15/22), scored 11 points on 4-for-5 shooting and grabbed three rebounds.
- Scored eight points and had a pair of rebounds in 16 minutes at Alabama in the SEC opener (12/29/21).
- Tied his career high with 12 points against UNC Greensboro, shooting 6-for-10 from the field (12/11/21).
- Had his first double-digit scoring outing against Tennessee Tech (11/26/21), scoring 12 points on 6-for-7 shooting.
- In a career-high 23 minutes off the bench against North Carolina (11/21/21), scored six points and grabbed five rebounds.
- Blessed with a great frame for a freshman—his wingspan covers 7'2.75"—and is highly skilled.
- On April 15, 2021, he announced his reclassification from the Class of 2022 to the Class of 2021.
- Grew up in Clarksville but graduated from Scotland Campus Prep in Scotland, Pennsylvania.
- Before his reclassification, he was rated by ESPN as the nation's fourth-best overall prospect in the Class of 2022; he then landed at No. 19 on ESPN's Class of 2021 ratings.
- Played his AAU ball with the BMaze Elite program, founded by former Tennessee point guard Bobby Maze (2008-10).
- Enrolled as a 17-year-old and turned 18 on Aug. 6.

## 2021-22 GAME-BY-GAME STATS

OPPONENT	DATE	St	MIN	FG-FGA	PCT	3FG-FGA	PCT	FT-FTA	PCT	OFF DEF TOT	PF	A	T/O	BLK	STL	PTS
UT Martin	11/9/21	-	20	3-5	.600	1-1	1.000	0-0	.000	3 3 6	1	0	1	2	3	7
ETSU	11/14/21	-	15	0-4	.000	0-0	.000	3-4	.750	3 3 6	1	0	1	0	0	3
vs. Villanova	11/20/21	-	12	1-1	1.000	0-0	.000	0-1	.000	0 2 2	0	0	0	0	0	2
vs. North Carolina	11/21/21	-	23	3-7	.429	0-0	.000	0-0	.000	2 3 5	2	0	1	1	1	6
Tennessee Tech	11/26/21	-	19	6-7	.857	0-0	.000	0-0	.000	2 2 4	1	2	2	2	1	12
Presbyterian	11/30/21	-	14	3-5	.600	0-0	.000	0-0	.000	0 2 2	1	0	0	0	0	6
at Colorado	12/4/21	-	8	0-2	.000	0-1	.000	0-0	.000	0 3 3	2	0	0	0	0	0
vs. Texas Tech	12/7/21	-	4	0-0	.000	0-0	.000	1-2	.500	0 1 1	0	0	0	0	0	1
UNC Greensboro	12/11/21	-	16	6-10	.600	0-1	.000	0-0	.000	2 0 2	0	0	0	1	1	12
USC Upstate	12/14/21	-	19	3-7	.429	0-1	.000	0-0	.000	3 5 8	2	1	1	0	1	6
Arizona	12/22/21	-	2	0-0	.000	0-0	.000	0-0	.000	0 0 0	0	0	0	0	0	0
at Alabama	12/29/21	-	16	4-7	.571	0-1	.000	0-0	.000	0 2 2	0	0	2	1	0	8
Ole Miss	1/5/22	-	3	0-1	.000	0-0	.000	0-0	.000	0 1 1	0	0	2	0	1	0
at LSU	1/8/22	-	3	0-0	.000	0-0	.000	0-0	.000	0 0 0	0	0	0	1	0	0
South Carolina	1/11/22	-	3	0-1	.000	0-0	.000	0-0	.000	0 0 0	0	0	0	0	0	0
at Kentucky	1/15/22	-	10	4-5	.800	0-1	.000	3-4	.750	2 1 3	1	1	1	0	0	11
at Vanderbilt	1/18/22	-	13	0-2	.000	0-1	.000	0-0	.000	0 1 1	3	0	0	0	0	0
LSU	1/22/22	-	14	1-3	.333	0-0	.000	0-0	.000	2 4 6	1	1	1	0	1	2
Florida	1/26/22	-	4	0-0	.000	0-0	.000	0-0	.000	0 1 1	0	0	1	0	0	0
at Texas	1/29/22	-	4	0-0	.000	0-0	.000	0-0	.000	1 0 1	0	0	0	0	0	0
Texas A&M	2/1/22	-	7	0-2	.000	0-1	.000	0-0	.000	0 0 0	1	0	1	0	0	0
at South Carolina	2/5/22	-	4	0-0	.000	0-0	.000	0-0	.000	0 0 0	2	0	0	0	0	0
at Miss. State	2/9/22	f	15	2-5	.400	0-0	.000	0-0	.000	0 0 0	0	0	1	0	0	4
Vanderbilt	2/12/22	f	13	1-2	.500	0-0	.000	0-0	.000	1 2 3	0	1	2	0	0	2
Kentucky	2/15/22	f	9	0-3	.000	0-1	.000	0-0	.000	2 1 3	0	1	0	0	1	0
at Arkansas	2/19/22															
at Missouri	2/22/22															
Auburn	2/26/22															
at Georgia	3/1/22															
Arkansas	3/5/22															

## PRODUCTION TRACKER

	This Season
Scored 10+ Points	3
Scored 20+ Points	-
Had 5+ Rebounds	5
Led the Vols in Rebounding	1
Had 4+ Offensive Rebounds	-
Had a Double-Double	-
Had Multiple Assists	1
Had Multiple Steals	1
Had Multiple Blocks	2
Had a Positive Assist/TO Ratio	1
Drew Multiple Charges	-



## CAREER STATS

	GP-GS	Min	Avg	FG-A	Pct	3FG-A	Pct	FT-A	Pct	Off-Def-Rebs	Avg	PF-FO	Ast	TO	Blk	Stl	Pts	Avg
2021-22	25-3	270	10.8	37-79	.468	1-9	.111	7-11	.636	23-37-60	2.4	18-0	7	17	8	10	82	3.3
TOTAL	25-3	270	10.8	37-79	.468	1-9	.111	7-11	.636	23-37-60	2.4	18-0	7	17	8	10	82	3.3



## 30 JOSIAH-JORDAN JAMES

JR Guard | 6-6 | 214 | Communication Studies  
Charleston, South Carolina | Porter-Gaud School

## SEASON/CAREER BESTS

## POINTS

Season 20 at South Carolina (2/5/22)  
Career Same

## REBOUNDS

Season 12 vs. South Carolina (1/11/22)  
Career 13 (2x), last vs. Oregon State (3/19/21)

## ASSISTS

Season 4 vs. Florida (1/26/22)  
Career 6 (3x), last vs. Florida (2/29/20)

## BLOCKS

Season 4 (2x), last at Colorado (12/4/21)  
Career Same

## STEALS

Season 5 (2x), last vs. Texas A&M (2/1/22)  
Career Same

## MINUTES

Season 37:59 vs. Florida (1/26/22)  
Career 39:53 vs. Florida (2/29/20)

## FIELD GOALS MADE

Season 7 (2x) at Mississippi State (2/9/22)  
Career Same

## FIELD GOALS ATTEMPTED

Season 14 (2x), last vs. Vanderbilt (2/13/22)  
Career Same

## 3-PT. FIELD GOALS MADE

Season 4 (2x), last at South Carolina (2/5/22)  
Career Same

## 3-PT. FIELD GOALS ATTEMPTED

Season 9 at South Carolina (2/5/22)  
Career Same

## FREE THROWS MADE

Season 9 vs. Vanderbilt (2/12/22)  
Career Same

## FREE THROWS ATTEMPTED

Season 10 vs. Vanderbilt (2/12/22)  
Career Same

## JOSIAH.J.JAMES

- In his last 10 full games, is averaging 12.5 points and 6.2 rebounds per game while shooting 38 percent (21-for-55) from 3-point range (left due to injury and did not return after just four minutes at Vanderbilt on Jan. 18).
- Leads the team in rebounds per game (5.6 rpg).
- Registered his second double-double of the season with 14 points and 10 rebounds against Vanderbilt (2/13/22).
- Scored a team-high-tying 18 points on 7-for-12 shooting in a game-high 38 minutes at Mississippi State (2/9/22).
- Playing in his home state, posted a career-high 20 points, while also tallying six rebounds, three blocks, three steals and four made threes at South Carolina (2/5/22).
- Scored a season-high 14 points on 4-for-7 shooting and grabbed a game-high eight rebounds against Texas A&M (2/1/22).
- Scored 11 points and made three 3-pointers at Texas (1/29/22), including eight during Tennessee's late-game comeback.
- Recorded his second career double-double with 11 points and 12 rebounds against South Carolina (1/11/22).
- Knows every position on the floor, and can effectively step in and play one through four—mismatch nightmare.
- At 6'6" tall, he boasts a wingspan of 6'11.75".
- Attended the same high school as current NBA players Khris Middleton (Bucks) and Aaron Nesmith (Celtics).

## 2021-22 GAME-BY-GAME STATS

OPPONENT	DATE	St	MIN	FG-FGA	PCT	3FG-FGA	PCT	FT-FTA	PCT	OFF DEF TOT	PF	A	T/O	BLK	STL	PTS
UT Martin	11/9/21	g	27	1-8	.125	0-5	.000	0-2	.000	4 1 5	0	1	1	4	5	2
ETSU	11/14/21	g	21	2-6	.333	1-4	.250	4-4	1.000	1 5 6	2	2	2	0	2	9
vs. Villanova	11/20/21	g	27	1-8	.125	0-6	.000	0-0	.000	1 4 5	3	1	2	0	1	2
vs. North Carolina	11/21/21							INJ								
Tennessee Tech	11/26/21							INJ								
Presbyterian	11/30/21							INJ								
at Colorado	12/4/21	-	26	2-3	.667	1-2	.500	0-0	.000	1 8 9	3	1	0	4	2	5
vs. Texas Tech	12/7/21	-	30	2-12	.167	1-8	.125	2-2	1.000	1 8 9	4	0	0	0	3	7
UNC Greensboro	12/11/21	g	23	4-7	.571	4-7	.571	0-0	.000	1 3 4	3	2	1	0	1	12
USC Upstate	12/14/21	g	14	1-5	.200	1-5	.200	1-2	.500	0 4 4	0	1	0	2	1	4
Arizona	12/22/21	g	32	5-11	.455	2-6	.333	0-0	.000	3 2 5	2	1	3	2	2	12
at Alabama	12/29/21	g	34	1-8	.125	1-7	.143	0-0	.000	0 3 3	2	1	0	0	1	3
Ole Miss	1/5/22	g	35	4-7	.571	2-5	.400	0-0	.000	2 6 8	4	1	1	0	1	10
at LSU	1/8/22	g	27	1-8	.125	1-8	.125	0-0	.000	0 3 3	2	1	1	1	1	3
South Carolina	1/11/22	g	33	3-6	.500	2-4	.500	3-4	.750	4 8 12	3	2	1	1	1	11
at Kentucky	1/15/22	g	29	4-8	.500	3-6	.500	0-0	.000	1 3 4	5	1	3	2	0	11
at Vanderbilt	1/18/22	g	4	0-1	.000	0-1	.000	0-0	.000	0 1 1	1	1	0	0	0	0
LSU	1/22/22	g	24	2-6	.333	2-6	.333	3-6	.500	0 5 5	4	2	1	0	1	9
Florida	1/26/22	g	38	3-8	.375	1-5	.200	2-2	1.000	1 8 9	3	4	4	1	1	9
at Texas	1/29/22	g	32	4-10	.400	3-7	.429	0-0	.000	1 1 2	2	0	1	0	1	11
Texas A&M	2/1/22	g	22	4-7	.571	1-2	.500	5-5	1.000	3 5 8	4	2	2	1	5	14
at South Carolina	2/5/22	g	36	7-14	.500	4-9	.444	2-2	1.000	1 5 6	3	2	0	3	3	20
at Miss. State	2/9/22	g	38	7-12	.583	3-6	.500	1-1	1.000	0 3 3	3	1	1	0	1	18
Vanderbilt	2/12/22	g	35	2-14	.143	1-7	.143	9-10	.900	4 6 10	1	1	1	2	0	14
Kentucky	2/15/22	g	19	3-9	.333	1-3	.333	1-2	.500	0 2 2	5	1	0	1	0	8
at Arkansas	2/19/22															
at Missouri	2/22/22															
Auburn	2/26/22															
at Georgia	3/1/22															
Arkansas	3/5/22															

## PRODUCTION TRACKER

	Last Season	This Season	Career
Scored 10+ Points	9	10	29
Scored 15+ Points	3	2	7
Led the Vols in Scoring	1	3	5
Led the Vols in Rebounding	13	8	21
Led the Vols in Assists	1	-	11
Had a Double-Double	1	2	3
Had 3+ Steals	6	4	11
Led the Vols in Steals	9	6	21
Made Multiple 3-Pointers	9	9	26
Had a Positive Assist/TO Ratio	12	9	34
Had Multiple Dunks	-	1	1



## CAREER STATS

	GP-GS	Min	Avg	FG-A	Pct	3FG-A	Pct	FT-A	Pct	Off-Def-Rebs	Avg	PF-FO	Ast	TO	Blk	Stl	Pts	Avg
2019-20	27-26	806	29.9	68-184	.370	29-79	.367	35-45	.778	28-121-149	5.5	68-3	79	68	23	23	200	7.4
2020-21	25-17	674	27.0	69-177	.390	28-91	.308	35-45	.778	51-111-162	6.5	55-2	51	30	25	36	201	8.0
2021-22	22-20	606	27.5	63-178	.354	35-119	.294	33-42	.786	29-94-123	5.6	59-2	29	25	24	33	194	8.8
<b>TOTAL</b>	<b>74-63</b>	<b>2086</b>	<b>28.2</b>	<b>200-539</b>	<b>.371</b>	<b>92-289</b>	<b>.318</b>	<b>103-132</b>	<b>.780</b>	<b>108-326-434</b>	<b>5.9</b>	<b>182-7</b>	<b>159</b>	<b>123</b>	<b>72</b>	<b>92</b>	<b>595</b>	<b>8.0</b>

# 35 BROCK JANCEK

SR Forward | 6-8 | 228 | Civil Engineering  
Knoxville, Tennessee | Knoxville Catholic High School



## SEASON/CAREER BESTS

### POINTS

Season 2 (3x), last at South Carolina (2/5/22)  
Career Same

### REBOUNDS

Season 3 vs. ETSU (11/14/21)  
Career Same

### ASSISTS

Season 1 vs. Presbyterian (11/30/21)  
Career Same

### BLOCKS

Season 2 vs. Presbyterian (11/30/21)  
Career Same

### STEALS

Season -  
Career -

### MINUTES

Season 3:33 vs. Presbyterian (11/30/21)  
Career Same

### FIELD GOALS MADE

Season 1 vs. Presbyterian (11/30/21)  
Career Same

### FIELD GOALS ATTEMPTED

Season 2 (2x), last vs. Presbyterian (11/30/21)  
Career Same

### 3-PT. FIELD GOALS MADE

Season -  
Career -

### 3-PT. FIELD GOALS ATTEMPTED

Season -  
Career -

### FREE THROWS MADE

Season 2 (2x), last at South Carolina (2/5/22)  
Career Same

### FREE THROWS ATTEMPTED

Season 2 (3x), last at South Carolina (2/5/22)  
Career Same

## Instagram @BROCKJANCEK

- Scored his first career SEC points with a pair of free throws at South Carolina (2/5/22).
- Recorded a block and made a free throw in three minutes against USC Upstate (12/14/21).
- Made his first field goal as a Vol and blocked a pair of shots in a career-high four minutes against Presbyterian (11/26/21).
- Scored his first points as a Vol by hitting a pair of free throws against ETSU (11/14/21) in addition to grabbing three offensive rebounds.
- Walk-on forward has seen action in 17 games during his career.
- Graduated from Knoxville Catholic High School, where he earned TSWA All-State honors as a senior after averaging 21.0 points and eight rebounds per game.
- His father, John Jancek, was the Tennessee football program's defensive coordinator from 2013-15 and held that same title at Colorado State in 2018 and 2019; he is now a football quality control analyst at Georgia.
- His *younger* brother, Jack, is a former high school quarterback who is a redshirt freshman wide receiver on the Volunteers football team.
- His older brother, Zac, was a quarterback on the Tennessee football team and completed his eligibility in 2018.

## 2021-22 GAME-BY-GAME STATS

OPPONENT	DATE	St	MIN	FG-FGA	PCT	3FG-FGA	PCT	FT-FTA	PCT	OFF DEF TOT	PF	A	T/O	BLK	STL	PTS
UT Martin	11/9/21	-	0	0-0	.000	0-0	.000	0-0	.000	0 0 0	0	0	0	0	0	0
ETSU	11/14/21	-	2	0-2	.000	0-0	.000	2-2	1.000	3 0 3	0	0	0	0	0	2
vs. Villanova	11/20/21							DNP								
vs. North Carolina	11/21/21							DNP								
Tennessee Tech	11/26/21							DNP								
Presbyterian	11/30/21	-	4	1-2	.500	0-0	.000	0-0	.000	0 0 0	0	1	1	2	0	2
at Colorado	12/4/21							DNP								
vs. Texas Tech	12/7/21							DNP								
UNC Greensboro	12/11/21							INJ								
USC Upstate	12/14/21	-	3	0-0	.000	0-0	.000	1-2	.500	0 0 0	1	0	1	1	0	1
Arizona	12/22/21							DNP								
at Alabama	12/29/21							DNP								
Ole Miss	1/5/22							DNP								
at LSU	1/8/22							DNP								
South Carolina	1/11/22							DNP								
at Kentucky	1/15/22							DNP								
at Vanderbilt	1/18/22							DNP								
LSU	1/22/22							DNP								
Florida	1/26/22							DNP								
at Texas	1/29/22							DNP								
Texas A&M	2/1/22							DNP								
at South Carolina	2/5/22	-	2	0-1	.000	0-0	.000	2-2	1.000	0 0 0	0	0	0	0	0	2
at Miss. State	2/9/22							DNP								
Vanderbilt	2/12/22							DNP								
Kentucky	2/15/22							DNP								
at Arkansas	2/19/22															
at Missouri	2/22/22															
Auburn	2/26/22															
at Georgia	3/1/22															
Arkansas	3/5/22															



## CAREER STATS

	GP-GS	Min	Avg	FG-A	Pct	3FG-A	Pct	FT-A	Pct	Off-Def-Rebs	Avg	PF-FO	Ast	TO	Blk	Stl	Pts	Avg
2018-19	6-0	9	1.5	0-3	.000	0-0	.000	0-0	.000	0-2-2	0.3	0-0	0	0	1	0	0	0.0
2019-20	5-0	7	1.4	0-2	.000	0-0	.000	0-0	.000	1-0-1	0.2	0-0	0	0	0	0	0	0.0
2020-21	1-0	3	3.0	0-0	.000	0-0	.000	0-0	.000	0-0-0	0.0	0-0	0	0	0	0	0	0.0
2021-22	5-0	11	2.2	1-5	.200	0-0	.000	5-6	.833	3-0-3	0.6	1-0	1	2	3	0	7	1.4
<b>TOTAL</b>	<b>17-0</b>	<b>30</b>	<b>1.8</b>	<b>1-10</b>	<b>.100</b>	<b>0-0</b>	<b>.000</b>	<b>5-6</b>	<b>.833</b>	<b>4-2-6</b>	<b>0.4</b>	<b>1-0</b>	<b>1</b>	<b>2</b>	<b>4</b>	<b>0</b>	<b>7</b>	<b>0.4</b>



# 15 JAHMAI MASHACK



## SEASON/CAREER BESTS

### POINTS

Season 3 (3x), last vs. Vanderbilt (2/12/22)  
Career Same

### REBOUNDS

Season 5 vs. UT Martin (11/9/21)  
Career Same

### ASSISTS

Season 2 (2x), last at Kentucky (1/15/22)  
Career Same

### BLOCKS

Season 1 (2x), last at Vanderbilt (1/18/22)  
Career Same

### STEALS

Season 2 (3x), last at Alabama (12/29/21)  
Career Same

### MINUTES

Season 13:47 vs. USC Upstate (12/14/21)  
Career Same

### FIELD GOALS MADE

Season 1 (5x), last vs. Vanderbilt (2/12/22)  
Career Same

### FIELD GOALS ATTEMPTED

Season 2 (5x), last at LSU (1/8/22)  
Career Same

### 3-PT. FIELD GOALS MADE

Season 1 vs. UNC Greensboro (12/11/21)  
Career Same

### 3-PT. FIELD GOALS ATTEMPTED

Season 2 vs. UNC Greensboro (12/11/21)  
Career Same

### FREE THROWS MADE

Season 1 (3x), last vs. Vanderbilt (2/12/22)  
Career Same

### FREE THROWS ATTEMPTED

Season 4 vs. Presbyterian (11/30/21)  
Career Same

## CAREER STATS

	GP-GS	Min	Avg	FG-A	Pct	3FG-A	Pct	FT-A	Pct	Off-Def-Rebs	Avg	PF-FO	Ast	TO	Blk	Stl	Pts	Avg
2021-22	21-0	105	5.0	6-16	.375	1-3	.333	3-7	.429	11-7-18	0.9	19-0	8	8	2	11	16	0.8
<b>TOTAL</b>	<b>21-0</b>	<b>105</b>	<b>5.0</b>	<b>6-16</b>	<b>.375</b>	<b>1-3</b>	<b>.333</b>	<b>3-7</b>	<b>.429</b>	<b>11-7-18</b>	<b>0.9</b>	<b>19-0</b>	<b>8</b>	<b>8</b>	<b>2</b>	<b>11</b>	<b>16</b>	<b>0.8</b>

FR Guard | 6-4 | 196 | Psychology  
Fontana, California | Etiwanda High School



Name pronounced: juh-MY MAY-shack

- Played nine minutes at Kentucky (1/15/22), dishing out two assists and also recording one rebound and one steal.
- Scored two points in six minutes off the bench at LSU (1/8/22).
- Grabbed three offensive rebounds in just six minutes against Ole Miss (1/5/22).
- Had two steals in four first-half minutes at Alabama (12/29/21).
- In a season-high 14 minutes against USC Upstate (12/14/21), scored three points and had two steals.
- Made his first collegiate 3-pointer vs. UNC Greensboro (12/11/21), scoring three points and also recording two steals.
- Pulled down five rebounds in just seven minutes of action in his Vol debut against UT Martin (11/9/21).
- A fierce competitor, he plays with great physicality for a true freshman.
- Enrolled at UT in late-June so he could finish his senior high school season; the state of California moved its 2020-21 season to the spring as a result of the COVID-19 pandemic.
- One of 10 players named to the 2021 Los Angeles Times' All-Star Boys' Basketball Team.
- Rated as high as No. 50 among nationwide prospects in the Class of 2021 by Rivals.com.
- Was rated by ESPN as a four-star, top-80 prospect (fourth-rated prospect in the state of California).

## 2021-22 GAME-BY-GAME STATS

OPPONENT	DATE	St	MIN	FG-FGA	PCT	3FG-FGA	PCT	FT-FTA	PCT	OFF DEF TOT	PF	A	T/O	BLK	STL	PTS
UT Martin	11/9/21	-	7	1-2	.500	0-1	.000	0-0	.000	2 3 5	0	1	0	0	0	2
ETSU	11/14/21	-	3	0-1	.000	0-0	.000	0-0	.000	1 0 1	1	2	0	0	0	0
vs. Villanova	11/20/21	-	5	1-2	.500	0-0	.000	0-0	.000	2 0 2	1	1	0	1	0	2
vs. North Carolina	11/21/21								DNP							
Tennessee Tech	11/26/21	-	6	0-1	.000	0-0	.000	0-0	.000	0 1 1	0	0	1	0	1	0
Presbyterian	11/30/21	-	7	0-0	.000	0-0	.000	1-4	.250	1 0 1	0	0	0	0	1	1
at Colorado	12/4/21								DNP							
vs. Texas Tech	12/7/21	-	0+	0-0	.000	0-0	.000	0-0	.000	0 0 0	0	0	0	0	0	0
UNC Greensboro	12/11/21	-	8	1-2	.500	1-2	.500	0-0	.000	0 0 0	1	1	0	0	2	3
USC Upstate	12/14/21	-	14	1-2	.500	0-0	.000	1-2	.500	0 1 1	4	1	1	0	2	3
Arizona	12/22/21								DNP							
at Alabama	12/29/21	-	4	0-0	.000	0-0	.000	0-0	.000	0 0 0	0	0	0	0	2	0
Ole Miss	1/5/22	-	6	0-0	.000	0-0	.000	0-0	.000	3 0 3	1	0	1	0	0	0
at LSU	1/8/22	-	6	1-2	.500	0-0	.000	0-0	.000	0 0 0	3	0	0	0	0	2
South Carolina	1/11/22	-	2	0-0	.000	0-0	.000	0-0	.000	0 0 0	2	0	0	0	1	0
at Kentucky	1/15/22	-	9	0-1	.000	0-0	.000	0-0	.000	0 1 1	2	2	1	0	1	0
at Vanderbilt	1/18/22	-	7	0-0	.000	0-0	.000	0-0	.000	0 0 0	0	0	1	1	1	0
LSU	1/22/22	-	7	0-1	.000	0-0	.000	0-0	.000	1 0 1	0	0	1	0	0	0
Florida	1/26/22	-	1	0-0	.000	0-0	.000	0-0	.000	0 0 0	0	0	0	0	0	0
at Texas	1/29/22	-	2	0-1	.000	0-0	.000	0-0	.000	0 0 0	0	0	0	0	0	0
Texas A&M	2/1/22	-	2	0-0	.000	0-0	.000	0-0	.000	0 1 1	2	0	0	0	0	0
at South Carolina	2/5/22	-	2	0-0	.000	0-0	.000	0-0	.000	0 0 0	0	0	1	0	0	0
at Miss. State	2/9/22								DNP							
Vanderbilt	2/12/22	-	7	1-1	1.000	0-0	.000	1-1	1.000	1 0 1	2	0	1	0	0	3
Kentucky	2/15/22	-	0+	0-0	.000	0-0	.000	0-0	.000	0 0 0	0	0	0	0	0	0
at Arkansas	2/19/22															
at Missouri	2/22/22															
Auburn	2/26/22															
at Georgia	3/1/22															
Arkansas	3/5/22															

## PRODUCTION TRACKER

	This Season
Scored 5+ Points	-
Scored 10+ Points	-
Led the Vols in Scoring	-
Made Multiple 3-Pointers	-
Had 5+ Rebounds	1
Had Multiple Assists	2
Had 5+ Assists	-
Led the Vols in Assists	-
Had Multiple Steals	3
Led the Vols in Steals	-
Had a Positive Assist/TO Ratio	3



# 13 OLIVIER NKAMHOUA

JR Forward | 6-8 | 232 | Business Management  
Helsinki, Finland | Bishop Walsh School (Md.)



## SEASON/CAREER BESTS

### POINTS

Season 23 vs. ETSU (11/14/21)  
Career Same

### REBOUNDS

Season 14 vs. UT Martin (11/9/21)  
Career Same

### ASSISTS

Season 3 (3x), last vs. Florida (1/26/22)  
Career Same

### BLOCKS

Season 3 (2x), last vs. Texas A&M (2/1/22)  
Career 3 (3x), last vs. Texas A&M (2/1/22)

### STEALS

Season 2 vs. UT Martin (11/9/21)  
Career 3 vs. Tennessee Tech (12/18/20)

### MINUTES

Season 32:39 at Alabama (12/29/21)  
Career Same

### FIELD GOALS MADE

Season 9 (2x), last vs. USC Upstate (12/14/21)  
Career Same

### FIELD GOALS ATTEMPTED

Season 17 at Alabama (12/29/21)  
Career Same

### 3-PT. FIELD GOALS MADE

Season 2 (3x), last vs. USC Upstate (12/14/21)  
Career Same

### 3-PT. FIELD GOALS ATTEMPTED

Season 4 at Alabama (12/29/21)  
Career Same

### FREE THROWS MADE

Season 5 at LSU (1/8/22)  
Career 6 vs. Arkansas (2/11/20)

### FREE THROWS ATTEMPTED

Season 6 at LSU (1/8/22)  
Career 8 vs. Arkansas (2/11/20)



Name pronounced: OH-liv-ee-AY KAHM-wuh

- Out indefinitely with a left ankle injury that he suffered in the second half at South Carolina (2/5/22).
- Was UT's second-leading rebounder (5.6 rpg) and third-leading scorer (8.6 ppg) at the time of his injury; he was also of three Vols in the top 10 in the SEC in blocks (1.1 bpg).
- Tied his SEC scoring high with 15 points vs. Texas A&M (2/1/22), also had seven rebounds and blocked three shots.
- Had a team-leading nine rebounds and eight points at Texas (1/29/22).
- Scored 13 points—including five in overtime—on 5-for-7 shooting during the win over Ole Miss (1/5/22), also dishing a career-high-tying three assists.
- Scored 15 points and grabbed nine rebounds at Alabama (12/29/21)—both career-highs against SEC competition.
- Was a perfect 8-for-8 from the field—including 2-for-2 from 3-point range—vs. Tennessee Tech (11/26/21), scoring 18 points.
- In just 17 minutes against #18 North Carolina (11/21/21), scored seven points, had six rebounds and three assists.
- Scored a career-high 23 points on 9-of-14 shooting (2-for-2 from deep), also adding eight boards vs. ETSU (11/14/21).
- Owns an impressive 7'1.25" wingspan for his height.

## 2021-22 GAME-BY-GAME STATS

OPPONENT	DATE	St	MIN	FG-A	PCT	3FG-A	PCT	FT-FTA	PCT	OFF DEF TOT	PF	A	T/O	BLK	STL	PTS
UT Martin	11/9/21	f	27	4-10	.400	1-3	.333	2-2	1.000	5 9 14	5	1	1	2	2	11
ETSU	11/14/21	f	24	9-14	.643	2-2	1.000	3-4	.750	2 6 8	0	1	1	0	1	23
vs. Villanova	11/20/21	f	27	0-2	.000	0-0	.000	0-0	.000	2 4 6	3	1	2	0	0	0
vs. North Carolina	11/21/21	f	17	3-6	.500	1-1	1.000	0-0	.000	1 5 6	5	3	3	1	1	7
Tennessee Tech	11/26/21	f	29	8-8	1.000	2-2	1.000	0-0	.000	1 3 4	2	1	1	1	0	18
Presbyterian	11/30/21	f	18	1-2	.500	0-0	.000	0-0	.000	1 2 3	1	1	3	2	1	2
at Colorado	12/4/21	f	13	1-5	.200	0-2	.000	1-3	.333	2 3 5	1	0	1	2	1	3
vs. Texas Tech	12/7/21	f	14	1-3	.333	0-0	.000	0-0	.000	1 2 3	1	1	0	2	0	2
UNC Greensboro	12/11/21	f	18	3-6	.500	1-3	.333	0-0	.000	1 2 3	1	0	0	0	1	7
USC Upstate	12/14/21	f	21	9-10	.900	2-2	1.000	1-1	1.000	3 5 8	1	1	1	1	0	21
Arizona	12/22/21	f	20	1-5	.200	0-0	.000	0-0	.000	2 5 7	3	1	4	3	1	2
at Alabama	12/29/21	f	32	6-17	.353	1-4	.250	2-2	1.000	4 5 9	1	1	0	1	0	15
Ole Miss	1/5/22	f	30	5-7	.714	1-1	1.000	2-3	.667	1 1 2	1	3	1	1	0	13
at LSU	1/8/22	f	31	2-6	.333	0-2	.000	5-6	.833	2 5 7	3	2	2	2	1	9
South Carolina	1/11/22	f	10	2-5	.400	0-0	.000	2-4	.500	1 3 4	4	1	3	0	0	6
at Kentucky	1/15/22	f	16	3-4	.750	0-0	.000	0-0	.000	0 0 0	0	1	3	1	0	6
at Vanderbilt	1/18/22	f	22	2-6	.333	0-3	.000	3-4	.750	1 6 7	3	1	1	1	1	7
LSU	1/22/22	f	16	0-1	.000	0-0	.000	0-0	.000	1 3 4	2	2	3	0	0	0
Florida	1/26/22	f	22	3-7	.429	0-0	.000	0-0	.000	1 3 4	1	3	1	0	0	6
at Texas	1/29/22	f	22	3-10	.300	0-0	.000	3-5	.600	3 5 8	2	1	1	0	0	9
Texas A&M	2/1/22	f	27	6-10	.600	1-2	.500	2-2	1.000	4 3 7	3	0	1	3	0	15
at South Carolina	2/5/22	f	17	3-7	.429	1-2	.500	0-0	.000	1 4 5	1	1	0	2	0	7
at Miss. State	2/9/22								INJ							
Vanderbilt	2/12/22								INJ							
Kentucky	2/15/22								INJ							
at Arkansas	2/19/22															
at Missouri	2/22/22															
Auburn	2/26/22															
at Georgia	3/1/22															
Arkansas	3/5/22															

## PRODUCTION TRACKER

	Last Season	This Season	Career
Scored 5+ Points	4	16	28
Scored 10+ Points	-	7	10
Led the Vols in Scoring	-	4	4
Had 5+ Rebounds	-	13	20
Had 10+ Rebounds	-	1	3
Led the Vols in Rebounding	-	7	9
Had a Double-Double	-	1	2
Had Multiple Steals	1	1	2
Had Multiple Blocks	-	8	12
Had Multiple Dunks	1	2	4



## CAREER STATS

	GP-GS	Min	Avg	FG-A	Pct	3FG-A	Pct	FT-A	Pct	Off-Def-Rebs	Avg	PF-FO	Ast	TO	Blk	Stl	Pts	Avg
2019-20	30-0	343	11.4	39-70	.557	1-5	.200	19-31	.613	33-58-91	3.0	47-0	10	31	15	4	98	3.3
2020-21	24-0	172	7.2	26-46	.565	0-0	.000	4-9	.444	12-20-32	1.3	25-0	4	6	6	6	56	2.3
2021-22	22-22	473	21.5	75-151	.497	13-29	.448	26-36	.722	40-84-124	5.6	44-2	27	33	25	10	189	8.6
<b>TOTAL</b>	<b>76-22</b>	<b>988</b>	<b>13.0</b>	<b>140-267</b>	<b>.524</b>	<b>14-34</b>	<b>.412</b>	<b>49-76</b>	<b>.645</b>	<b>85-162-247</b>	<b>3.3</b>	<b>116-2</b>	<b>41</b>	<b>70</b>	<b>46</b>	<b>20</b>	<b>343</b>	<b>4.5</b>



## 33 UROŠ PLAVŠIĆ

JR Forward | 7-0 | 251 | Recreation & Sport Management  
Ivanjica, Serbia | Arizona State University

## SEASON/CAREER BESTS

## POINTS

Season 13 at Vanderbilt (1/18/22)  
Career 16 at Mississippi State (2/1/20)

## REBOUNDS

Season 9 at Alabama (12/29/21)  
Career Same

## ASSISTS

Season 2 (3x), last vs. Texas A&M (2/1/22)  
Career 2 (4x), last vs. Texas A&M (2/1/22)

## BLOCKS

Season 1 (4x), last at South Carolina (2/5/22)  
Career 1 (7x), last at South Carolina (2/5/22)

## STEALS

Season 1 (6x), last at Mississippi State (2/9/22)  
Career 1 (10x), last at Mississippi State (2/9/22)

## MINUTES

Season 27:38 vs. LSU (1/22/22)  
Career Same

## FIELD GOALS MADE

Season 6 at Vanderbilt (1/18/22)  
Career 6 (2x), last at Vanderbilt (1/18/22)

## FIELD GOALS ATTEMPTED

Season 8 at LSU (1/8/22)  
Career 12 at Mississippi State (2/1/20)

## 3-PT. FIELD GOALS MADE

Season -  
Career -

## 3-PT. FIELD GOALS ATTEMPTED

Season 1 vs. North Carolina (11/21/21)  
Career Same

## FREE THROWS MADE

Season 6 at Alabama (12/29/21)  
Career Same

## FREE THROWS ATTEMPTED

Season 8 at Alabama (12/29/21)  
Career Same

## CAREER STATS

	GP-GS	Min	Avg	FG-A	Pct	3FG-A	Pct	FT-A	Pct	Off-Def-Rebs	Avg	PF-FO	Ast	TO	Blk	Stl	Pts	Avg
2019-20	16-3	117	7.3	16-38	.421	0-0	.000	10-15	.667	8-7-15	0.9	25-0	3	9	0	3	42	2.6
2020-21	16-1	71	4.4	7-15	.467	0-0	.000	4-10	.400	10-7-17	1.1	5-0	5	2	3	1	18	1.1
2021-22	25-11	334	13.4	41-70	.586	0-1	.000	20-38	.526	36-48-84	3.4	40-0	12	23	4	6	102	4.1
<b>TOTAL</b>	<b>57-15</b>	<b>522</b>	<b>9.2</b>	<b>64-123</b>	<b>.520</b>	<b>0-1</b>	<b>.000</b>	<b>34-63</b>	<b>.540</b>	<b>54-62-116</b>	<b>2.0</b>	<b>70-0</b>	<b>20</b>	<b>34</b>	<b>7</b>	<b>10</b>	<b>162</b>	<b>2.8</b>



Name pronounced: Ū-rōsh PLĀV-chich

- Leads the team in field-goal percentage (.586).
- Surpassed his minutes total from the 2020-21 season (71) in just eight games this season.
- In a career-high 28 minutes, scored 12 points and pulled down six rebounds against #13 LSU (1/22/22).
- Made his third start of the season at Vanderbilt (1/18/22), scoring a season-high 13 points on 6-for-7 shooting and pulling down a team-high-tying seven rebounds in a season-high 21 minutes.
- In 16 minutes off the bench, scored a then-season-high 12 points at LSU (1/8/22) on 5-for-8 shooting, also pulling down seven rebounds.
- Started the SEC opener at Alabama (12/29/21), scoring six points and grabbing a career-high nine rebounds.
- Has good feel as a passer; keeps the offense flowing and creates opportunities for the guards.
- His standing reach of 9'4.75" is the highest on the team; his 7'4" wingspan is second-longest on the squad.
- Has competed against fellow Serbian and NBA All-Star Nikola Jokić, as well as Croatian NBA center Ivica Zubac.
- Has improved his array of offensive moves—particularly his right hook shot.

## 2021-22 GAME-BY-GAME STATS

OPPONENT	DATE	St	MIN	FG-FGA	PCT	3FG-FGA	PCT	FT-FTA	PCT	OFF DEF TOT	PF	A	T/O	BLK	STL	PTS
UT Martin	11/9/21	f	16	3-6	.500	0-0	.000	0-1	.000	1 0 1	3	1	1	1	0	6
ETSU	11/14/21	-	7	2-2	1.000	0-0	.000	0-0	.000	0 0 0	1	0	0	0	0	4
vs. Villanova	11/20/21	-	5	0-0	.000	0-0	.000	0-0	.000	1 1 2	3	0	2	0	0	0
vs. North Carolina	11/21/21	-	13	2-3	.667	0-1	.000	0-0	.000	0 2 2	3	2	0	0	1	4
Tennessee Tech	11/26/21	-	6	1-2	.500	0-0	.000	0-0	.000	0 0 0	1	0	0	0	0	2
Presbyterian	11/30/21	-	15	0-1	.000	0-0	.000	0-0	.000	2 2 4	1	2	1	0	0	0
at Colorado	12/4/21	-	5	2-2	1.000	0-0	.000	0-0	.000	1 0 1	2	0	1	0	1	4
vs. Texas Tech	12/7/21	-	10	1-1	1.000	0-0	.000	0-0	.000	0 1 1	1	0	0	0	0	2
UNC Greensboro	12/11/21	-	9	1-1	1.000	0-0	.000	0-0	.000	2 2 4	1	0	1	0	0	2
USC Upstate	12/14/21	-	13	3-4	.750	0-0	.000	1-2	.500	2 1 3	0	0	3	0	0	7
Arizona	12/22/21	-	10	1-1	1.000	0-0	.000	0-0	.000	2 1 3	0	1	0	0	0	2
at Alabama	12/29/21	f	20	0-3	.000	0-0	.000	6-8	.750	4 5 9	3	0	2	0	0	6
Ole Miss	1/5/22	-	11	2-4	.500	0-0	.000	0-0	.000	0 3 3	1	0	1	0	1	4
at LSU	1/8/22	-	16	5-8	.625	0-0	.000	2-5	.400	3 4 7	2	0	0	0	0	12
South Carolina	1/11/22	-	15	0-3	.000	0-0	.000	0-2	.000	1 2 3	1	0	1	0	1	0
at Kentucky	1/15/22	-	13	2-4	.500	0-0	.000	0-1	.000	2 1 3	2	1	2	0	0	4
at Vanderbilt	1/18/22	f	21	6-7	.857	0-0	.000	1-1	1.000	4 3 7	2	0	2	0	0	13
LSU	1/22/22	f	28	5-7	.714	0-0	.000	2-4	.500	2 4 6	2	0	1	1	0	12
Florida	1/26/22	f	9	0-0	.000	0-0	.000	0-0	.000	0 1 1	2	0	0	0	1	0
at Texas	1/29/22	f	12	1-1	1.000	0-0	.000	2-6	.333	2 1 3	1	0	1	0	0	4
Texas A&M	2/1/22	f	17	1-2	.500	0-0	.000	1-2	.500	3 1 4	1	2	3	1	0	3
at South Carolina	2/5/22	f	17	0-1	.000	0-0	.000	2-2	1.000	2 6 8	1	0	0	1	0	2
at Miss. State	2/9/22	f	18	2-3	.667	0-0	.000	0-0	.000	1 3 4	4	1	1	0	1	4
Vanderbilt	2/12/22	f	15	1-1	1.000	0-0	.000	3-4	.750	1 2 3	0	1	0	0	0	5
Kentucky	2/15/22	f	13	0-3	.000	0-0	.000	0-0	.000	0 2 2	2	1	0	0	0	0
at Arkansas	2/19/22															
at Missouri	2/22/22															
Auburn	2/26/22															
at Georgia	3/1/22															
Arkansas	3/5/22															

## PRODUCTION TRACKER

	Last Season	This Season	Career
Scored 5+ Points	-	7	10
Scored 10+ Points	-	3	4
Led the Vols in Scoring	-	-	1
Had 10+ Rebounds	-	-	-
Led the Vols in Rebounding	-	6	6
Had a Double-Double	-	-	-
Had 3+ Blocks	-	-	-
Led the Vols in Blocks	1	1	2
Had a Positive Assist/TO Ratio	3	5	9
Had Multiple Dunks	-	3	3



# 24 JUSTIN POWELL

SO Guard | 6-6 | 197 | Journalism & Electronic Media  
Prospect, Kentucky | Auburn University



VOLScholar



## SEASON/CAREER BESTS

### POINTS

Season 15 vs. Presbyterian (11/30/21)  
Career 26 (2x), last vs. Memphis (12/12/20)

### REBOUNDS

Season 6 vs. Vanderbilt (2/12/22)  
Career 8 (2x), last vs. App State (12/22/20)

### ASSISTS

Season 3 vs. Presbyterian (11/30/21)  
Career 9 (2x), last vs. Arkansas (12/30/20)

### BLOCKS

Season 1 (5x), last vs. Kentucky (2/15/22)  
Career Same

### STEALS

Season 2 (3x), last vs. Florida (1/26/22)  
Career 2 (6x), last vs. Florida (1/26/22)

### MINUTES

Season 28:59 at Vanderbilt (1/18/22)  
Career 32:40 vs. Memphis (12/12/20)

### FIELD GOALS MADE

Season 5 (2x), last vs. Presbyterian (11/30/21)  
Career 9 vs. Memphis (12/12/20)

### FIELD GOALS ATTEMPTED

Season 9 vs. UT Martin (11/9/21)  
Career 13 vs. Memphis (12/12/20)

### 3-PT. FIELD GOALS MADE

Season 5 vs. Presbyterian (11/30/21)  
Career 7 vs. South Alabama (12/4/20)

### 3-PT. FIELD GOALS ATTEMPTED

Season 6 at Colorado (12/4/21)  
Career 9 vs. South Alabama (12/4/20)

### FREE THROWS MADE

Season 4 vs. Arizona (12/22/21)  
Career 6 vs. Saint Joseph's (11/26/20)

### FREE THROWS ATTEMPTED

Season 6 vs. Arizona (12/22/21)  
Career 6 (4x), last vs. Arizona (12/22/21)

## @JTPOWELL24

- First-year Vol transferred from Auburn over the summer.
- Shooting 39 percent from the beyond the arc this season (24-for-61).
- Made back-to-back threes late in the win over Texas A&M (2/1/22) to help Tennessee pull away.
- Played a season-high 29 minutes at Vanderbilt (1/18/22), making a pair of threes and scoring eight points.
- In 26 minutes during the win over #6 Arizona (12/22/21), shot 3-for-4 from the field and grabbed four rebounds, finishing with 11 points.
- Shot 5-for-5 from 3-point range against Presbyterian (11/30/21), becoming the ninth Vol in program history to make five or more threes without a miss in a single game.
- Made three 3-pointers for the second straight game, scoring 11 points against ETSU (11/14/21).
- Came off the bench in the Vols' season-opener against UT Martin (11/9/21), scored 13 points and hit three 3-pointers.
- Entered the NCAA Transfer Portal on March 10, 2021 before enrolling at Tennessee in May of 2021. A June 3 SEC legislative ruling on intraconference transfers granted him immediate eligibility with the Vols for the 2021-22 season.
- Appeared in 10 games as a true freshman at Auburn before being sidelined with a season-ending head injury.

## 2021-22 GAME-BY-GAME STATS

OPPONENT	DATE	St	MIN	FG-FGA	PCT	3FG-FGA	PCT	FT-FTA	PCT	OFF DEF TOT	PF	A	T/O	BLK	STL	PTS
UT Martin	11/9/21	-	20	5-9	.556	3-5	.600	0-0	.000	2 1 3	0	1	1	0	1	13
ETSU	11/14/21	-	17	4-6	.667	3-4	.750	0-0	.000	1 0 1	2	0	0	0	0	11
vs. Villanova	11/20/21	-	18	2-6	.333	0-3	.000	1-2	.500	0 1 1	1	2	0	0	0	5
vs. North Carolina	11/21/21	g	23	4-8	.500	0-3	.000	0-0	.000	0 2 2	0	1	0	0	0	8
Tennessee Tech	11/26/21									ILLNESS						
Presbyterian	11/30/21	-	21	5-6	.833	5-5	1.000	0-0	.000	0 3 3	0	3	0	1	0	15
at Colorado	12/4/21	-	28	1-8	.125	1-6	.167	2-2	1.000	0 1 1	0	1	1	0	2	5
vs. Texas Tech	12/7/21	-	8	0-3	.000	0-3	.000	0-0	.000	0 1 1	0	0	0	0	0	0
UNC Greensboro	12/11/21	-	13	1-2	.500	0-1	.000	0-1	.000	1 3 4	0	1	0	0	0	2
USC Upstate	12/14/21	-	13	1-2	.500	1-2	.500	0-0	.000	0 0 0	0	0	1	1	0	3
Arizona	12/22/21	-	26	3-4	.750	1-2	.500	4-6	.667	2 2 4	3	1	0	0	0	11
at Alabama	12/29/21	-	15	2-3	.667	1-2	.500	0-0	.000	1 2 3	0	0	2	0	2	5
Ole Miss	1/5/22	-	22	1-4	.250	1-4	.250	0-0	.000	1 1 2	0	2	0	0	1	3
at LSU	1/8/22	-	10	0-1	.000	0-1	.000	0-0	.000	0 0 0	1	0	2	1	0	0
South Carolina	1/11/22	-	20	0-0	.000	0-0	.000	0-0	.000	1 1 2	1	0	1	1	0	0
at Kentucky	1/15/22	-	17	2-5	.400	2-4	.500	0-0	.000	0 1 1	1	2	0	0	0	6
at Vanderbilt	1/18/22	-	29	2-6	.333	2-5	.400	2-2	1.000	0 2 2	1	1	2	0	1	8
LSU	1/22/22	-	10	1-2	.500	1-2	.500	0-0	.000	0 0 0	0	0	0	0	0	3
Florida	1/26/22	-	22	1-4	.250	1-2	.500	0-0	.000	2 2 4	0	2	0	0	2	3
at Texas	1/29/22	-	11	0-0	.000	0-0	.000	0-0	.000	0 0 0	0	1	0	0	0	0
Texas A&M	2/1/22	-	9	2-3	.667	2-3	.667	0-0	.000	0 0 0	0	1	2	0	0	6
at South Carolina	2/5/22	-	9	0-2	.000	0-0	.000	0-0	.000	0 1 1	1	0	0	0	0	0
at Miss. State	2/9/22	-	7	0-3	.000	0-2	.000	0-0	.000	0 1 1	0	0	0	0	0	0
Vanderbilt	2/12/22	-	14	0-6	.000	0-2	.000	2-2	1.000	3 3 6	1	2	0	0	1	2
Kentucky	2/15/22	-	11	0-1	.000	0-0	.000	0-0	.000	0 0 0	0	1	1	1	0	0
at Arkansas	2/19/22															
at Missouri	2/22/22															
Auburn	2/26/22															
at Georgia	3/1/22															
Arkansas	3/5/22															

## PRODUCTION TRACKER

	Last Season	This Season	Career
Scored 10+ Points	4	4	8
Scored 20+ Points	2	-	2
Led the Vols in Scoring	N/A	1	1
Made Multiple 3-Pointers	3	6	9
Had 5+ Rebounds	7	1	8
Had 5+ Assists	5	-	5
Had 10+ Assists	-	-	-
Led the Vols in Assists	N/A	1	1
Had Multiple Steals	3	3	6
Led the Vols in Steals	N/A	2	2
Had a Positive Assist/TO Ratio	7	9	16



## CAREER STATS

	GP-GS	Min	Avg	FG-A	Pct	3FG-A	Pct	FT-A	Pct	Off-Def-Rebs	Avg	PF-FO	Ast	TO	Blk	Stl	Pts	Avg
2020-21	10-7	117	11.7	36-84	.429	19-43	.442	26-34	.765	9-52-61	6.1	11-0	47	26	0	9	117	11.7
2021-22	24-1	393	16.4	37-94	.394	24-61	.393	11-15	.733	14-28-42	1.8	13-0	21	13	5	10	109	4.5
<b>TOTAL</b>	<b>34-8</b>	<b>510</b>	<b>15.0</b>	<b>73-178</b>	<b>.410</b>	<b>43-104</b>	<b>.413</b>	<b>37-49</b>	<b>.755</b>	<b>23-80-103</b>	<b>3.0</b>	<b>24-0</b>	<b>68</b>	<b>39</b>	<b>5</b>	<b>19</b>	<b>226</b>	<b>6.6</b>



# 31 ISAIAH SULACK

JR Guard | 6-5 | 186 | Business Management  
Knoxville, Tennessee | Bossier Parish (La.) Community College



VOLScholar



## SEASON/CAREER BESTS

### POINTS

Season -  
Career -

### REBOUNDS

Season -  
Career -

### ASSISTS

Season -  
Career -

### BLOCKS

Season -  
Career -

### STEALS

Season -  
Career -

### MINUTES

Season 2:17 vs. Presbyterian (11/30/21)  
Career Same

### FIELD GOALS MADE

Season -  
Career -

### FIELD GOALS ATTEMPTED

Season 1 vs. ETSU (11/14/21)  
Career Same

### 3-PT. FIELD GOALS MADE

Season -  
Career -

### 3-PT. FIELD GOALS ATTEMPTED

Season -  
Career -

### FREE THROWS MADE

Season -  
Career -

### FREE THROWS ATTEMPTED

Season -  
Career -

## ISAIAHSULACK

- Made his third appearance of the season against UNC Greensboro (12/11/21).
- Appeared for a season-high 2:17 against Presbyterian (11/30/21).
- Made his Tennessee debut against ETSU (11/14/21), logging two minutes of playing time.
- Logged three minutes in Tennessee's exhibition win over Lenoir-Rhyne (10/30/21) and handed out an assist.
- This is the walk-on guard's second year at Tennessee after transferring from junior college.
- Earned his associate's degree from Bossier Parish Community College in Louisiana in the spring of 2020.
- Knoxville native graduated from Christian Academy of Knoxville (CAK) in 2017.
- Shares an apartment with super senior John Fulkerson.

## 2021-22 GAME-BY-GAME STATS

OPPONENT	DATE	St	MIN	FG-FGA	PCT	3FG-FGA	PCT	FT-FTA	PCT	OFF DEF TOT	PF	A	T/O	BLK	STL	PTS
UT Martin	11/9/21							DNP								
ETSU	11/14/21	-	2	0-1	.000	0-0	.000	0-0	.000	0 0 0	0	0	0	0	0	0
vs. Villanova	11/20/21							DNP								
vs. North Carolina	11/21/21							DNP								
Tennessee Tech	11/26/21							DNP								
Presbyterian	11/30/21	-	2	0-0	.000	0-0	.000	0-0	.000	0 0 0	0	0	0	0	0	0
at Colorado	12/4/21							DNP								
vs. Texas Tech	12/7/21							DNP								
UNC Greensboro	12/11/21	-	1	0-0	.000	0-0	.000	0-0	.000	0 0 0	0	0	0	0	0	0
USC Upstate	12/14/21							DNP								
Arizona	12/22/21							DNP								
at Alabama	12/29/21							DNP								
Ole Miss	1/5/22							DNP								
at LSU	1/8/22							DNP								
South Carolina	1/11/22							DNP								
at Kentucky	1/15/22							DNP								
at Vanderbilt	1/18/22							DNP								
LSU	1/22/22							DNP								
Florida	1/26/22							DNP								
at Texas	1/29/22							DNP								
Texas A&M	2/1/22							DNP								
at South Carolina	2/5/22							DNP								
at Miss. State	2/9/22							DNP								
Vanderbilt	2/12/22							DNP								
Kentucky	2/15/22							DNP								
at Arkansas	2/19/22															
at Missouri	2/22/22															
Auburn	2/26/22															
at Georgia	3/1/22															
Arkansas	3/5/22															



## CAREER STATS

	GP-GS	Min	Avg	FG-A	Pct	3FG-A	Pct	FT-A	Pct	Off-Def-Rebs	Avg	PF-FO	Ast	TO	Blk	Stl	Pts	Avg
2020-21	-	-	-	-	-	-	-	-	-	-	-	-	-	-	-	-	-	-
2021-22	3-0	5	1.7	0-1	.000	0-0	.000	0-0	.000	0-0-0	0.0	0-0	0	0	0	0	0	0.0
<b>TOTAL</b>	<b>3-0</b>	<b>5</b>	<b>1.7</b>	<b>0-1</b>	<b>.000</b>	<b>0-0</b>	<b>.000</b>	<b>0-0</b>	<b>.000</b>	<b>0-0-0</b>	<b>0.0</b>	<b>0-0</b>	<b>0</b>	<b>0</b>	<b>0</b>	<b>0</b>	<b>0</b>	<b>0.0</b>

# 32 HANDJE TAMBA

FR Forward | 6-11 | 229 | Exploratory/Undecided  
Knoxville, Tennessee | Knoxville Catholic High School



VOLScholar



## SEASON/CAREER BESTS

### POINTS

Season -  
Career -

### REBOUNDS

Season -  
Career -

### ASSISTS

Season -  
Career -

### BLOCKS

Season -  
Career -

### STEALS

Season -  
Career -

### MINUTES

Season -  
Career -

### FIELD GOALS MADE

Season -  
Career -

### FIELD GOALS ATTEMPTED

Season -  
Career -

### 3-PT. FIELD GOALS MADE

Season -  
Career -

### 3-PT. FIELD GOALS ATTEMPTED

Season -  
Career -

### FREE THROWS MADE

Season -  
Career -

### FREE THROWS ATTEMPTED

Season -  
Career -



Name pronounced: AHN-jay TAHM-buh

- Incredibly fast learner—both academically and athletically—and is driven to improve.
- Added close to 20 pounds to his frame during his first 10 weeks on campus.
- Boasts a 7'3.5" wingspan, the third-longest on the team.
- Emigrated to the United States from Africa's Democratic Republic of the Congo in 2017.
- Graduated from Knoxville Catholic High School, where he was coached by Mike Hutchens.
- An elite academic achiever, he was a high school junior in 2020-21 but announced in July of 2021 that he was reclassifying into the Class of 2021.
- As a junior in 2020-21, he averaged 10.3 points, 7.0 rebounds and 2.4 blocks per game to earn DII-AA All-State acclaim from the Tennessee Sports Writers Association and All-PrepXtra second-team honors from the Knoxville News Sentinel.
- In addition to English, he also is fluent in French and Lingala.

## 2021-22 GAME-BY-GAME STATS

OPPONENT	DATE	St	MIN	FG-FGA	PCT	3FG-FGA	PCT	FT-FTA	PCT	OFF DEF TOT	PF	A	T/O	BLK	STL	PTS
UT Martin	11/9/21								DNP							
ETSU	11/14/21								DNP							
vs. Villanova	11/20/21								DNP							
vs. North Carolina	11/21/21								DNP							
Tennessee Tech	11/26/21								DNP							
Presbyterian	11/30/21								DNP							
at Colorado	12/4/21								DNP							
vs. Texas Tech	12/7/21								DNP							
UNC Greensboro	12/11/21								DNP							
USC Upstate	12/14/21								DNP							
Arizona	12/22/21								DNP							
at Alabama	12/29/21								DNP							
Ole Miss	1/5/22								DNP							
at LSU	1/8/22								DNP							
South Carolina	1/11/22								DNP							
at Kentucky	1/15/22								DNP							
at Vanderbilt	1/18/22								DNP							
LSU	1/22/22								DNP							
Florida	1/26/22								DNP							
at Texas	1/29/22								DNP							
Texas A&M	2/1/22								DNP							
at South Carolina	2/5/22								DNP							
at Miss. State	2/9/22								DNP							
Vanderbilt	2/12/22								DNP							
Kentucky	2/15/22								DNP							
at Arkansas	2/19/22															
at Missouri	2/22/22															
Auburn	2/26/22															
at Georgia	3/1/22															
Arkansas	3/5/22															

## PRODUCTION TRACKER

### This Season

Scored 5+ Points	-
Scored 10+ Points	-
Led the Vols in Scoring	-
Had 10+ Rebounds	-
Led the Vols in Rebounding	-
Had a Double-Double	-
Had 3+ Blocks	-
Led the Vols in Blocks	-
Made Multiple 3-Pointers	-
Had a Positive Assist/TO Ratio	-
Had Multiple Dunks	-



## CAREER STATS

	GP-GS	Min	Avg	FG-A	Pct	3FG-A	Pct	FT-A	Pct	Off-Def-Rebs	Avg	PF-FO	Ast	TO	Blk	Stl	Pts	Avg
2021-22	-	-	-	-	-	-	-	-	-	-	-	-	-	-	-	-	-	-
TOTAL	-	-	-	-	-	-	-	-	-	-	-	-	-	-	-	-	-	-

# 25 SANTIAGO VESCOVI

JR Guard | 6-3 | 191 | Business Management  
Montevideo, Uruguay | NBA Global Academy (Canberra, Australia)



VOLScholar



## SEASON/CAREER BESTS

### POINTS

Season 23 (2x), last vs. Florida (1/26/22)  
Career 23 (3x), last vs. Florida (1/26/22)

### REBOUNDS

Season 9 vs. North Carolina (11/21/21)  
Career Same

### ASSISTS

Season 8 vs. UNC Greensboro (12/11/21)  
Career 8 (3x), last vs. UNC Greensboro (12/11/21)

### BLOCKS

Season 2 at Vanderbilt (1/18/22)  
Career Same

### STEALS

Season 4 vs. UNC Greensboro (12/11/21)  
Career 4 (2x), last vs. UNC Greensboro (12/11/21)

### MINUTES

Season 41:39 vs. Ole Miss (1/5/22)  
Career Same

### FIELD GOALS MADE

Season 7 (2x), last at Kentucky (1/15/22)  
Career 8 at Texas A&M (1/9/21)

### FIELD GOALS ATTEMPTED

Season 17 vs. Villanova (11/20/21)  
Career Same

### 3-PT. FIELD GOALS MADE

Season 6 vs. UT Martin (11/9/21)  
Career 6 (3x), last vs. UT Martin (11/9/21)

### 3-PT. FIELD GOALS ATTEMPTED

Season 12 (2x), last vs. Arizona (12/22/21)  
Career Same

### FREE THROWS MADE

Season 6 vs. Florida (1/26/22)  
Career 8 vs. Georgia (2/10/21)

### FREE THROWS ATTEMPTED

Season 7 at LSU (1/8/22)  
Career 8 (2x), last vs. Georgia (2/10/21)

## SANTIVESCOVI

Name pronounced: sahn-tee-AH-go VESS-co-vee

- Through the games of Feb. 16, is second in the SEC in made threes per game (3.0) and second in 3-point percentage (.398). His assist/turnover ratio of 2.19 ranks fourth in the SEC, while his 1.8 steals per game are 11th.
- During SEC games only, shooting a league-best 46 percent from 3-point range (44-for-96) and averaging a league-leading 3.4 makes per game.
- Has scored in double figures during every SEC game—averaging 15.1 points per game in conference play.
- Scored a game-high 18 points in the win over #4 Kentucky (2/15/22), making two threes and grabbing four rebounds.
- Tied a career high with 23 points against Florida (1/26/22) with five made threes.
- Recorded a team-high 16 points, a team-high-tying six rebounds and five assists in the win over #13 LSU (1/22/22).
- Tied a season-high with seven made field goals at Kentucky (1/15/22), scoring 20 points on 7-for-10 shooting.
- Scored 15 points in the win over #6 Arizona (12/22/21), hitting three 3-pointers and also grabbing five rebounds.
- Named to the 2021 Hall of Fame Tip-Off All-Tournament Team; averaged 20.0 points, 7.5 rebounds and hit seven total 3-pointers in two games at Mohegan Sun.
- Has made multiple threes in 22 of Tennessee's 25 games this season; has 163 made 3-pointers in 71 career games.

## 2021-22 GAME-BY-GAME STATS

OPPONENT	DATE	St	MIN	FG-FGA	PCT	3FG-FGA	PCT	FT-FTA	PCT	OFF DEF TOT	PF	A	T/O	BLK	STL	PTS
UT Martin	11/9/21	g	27	6-13	.462	6-11	.545	2-4	.500	1 4 5	3	2	1	0	0	20
ETSU	11/14/21	g	25	3-11	.273	1-7	.143	0-0	.000	1 3 4	3	2	3	0	3	7
vs. Villanova	11/20/21	g	27	7-17	.412	4-12	.333	5-5	1.000	2 4 6	4	1	3	0	3	23
vs. North Carolina	11/21/21	g	31	6-12	.500	3-6	.500	2-3	.667	2 7 9	2	3	2	0	2	17
Tennessee Tech	11/26/21	g	34	4-12	.333	3-10	.300	2-2	1.000	2 5 7	3	7	1	0	3	13
Presbyterian	11/30/21	g	24	6-11	.545	1-5	.200	0-0	.000	0 2 2	3	4	0	0	1	13
at Colorado	12/4/21	g	23	5-5	1.000	3-3	1.000	0-0	.000	0 1 1	3	2	1	0	0	13
vs. Texas Tech	12/7/21	g	34	3-14	.214	2-10	.200	1-2	.500	0 5 5	4	1	0	0	2	9
UNC Greensboro	12/11/21	g	24	4-7	.571	2-5	.400	0-0	.000	0 2 2	2	8	0	0	4	10
USC Upstate	12/14/21	g	16	2-6	.333	2-4	.500	0-0	.000	1 2 3	3	4	1	0	3	6
Arizona	12/22/21	g	33	5-16	.313	3-12	.250	2-3	.667	0 5 5	4	1	2	0	1	15
at Alabama	12/29/21	g	32	5-11	.455	3-8	.375	0-0	.000	0 6 6	5	3	1	0	3	13
Ole Miss	1/5/22	g	42	5-12	.417	4-10	.400	3-3	1.000	1 5 6	0	5	2	0	3	17
at LSU	1/8/22	g	34	3-7	.429	3-7	.429	5-7	.714	0 5 5	2	3	1	0	1	14
South Carolina	1/11/22	g	34	5-12	.417	2-9	.222	2-5	.400	1 2 3	1	5	4	0	2	14
at Kentucky	1/15/22	g	27	7-10	.700	4-6	.667	2-2	1.000	1 2 3	1	1	2	0	2	20
at Vanderbilt	1/18/22	g	27	3-8	.375	3-5	.600	5-6	.833	2 4 6	4	0	2	2	1	14
LSU	1/22/22	g	38	5-11	.455	5-11	.455	1-2	.500	1 5 6	0	5	4	0	1	16
Florida	1/26/22	g	28	6-10	.600	5-8	.625	6-6	1.000	0 3 3	2	4	2	0	0	23
at Texas	1/29/22	g	37	1-8	.125	0-5	.000	1-2	.500	1 4 5	4	4	1	0	3	3
Texas A&M	2/1/22	g	33	4-8	.500	4-8	.500	1-3	.333	1 2 3	2	5	1	0	2	13
at South Carolina	2/5/22	g	23	4-10	.400	3-8	.375	2-2	1.000	1 3 4	3	1	2	0	1	13
at Miss. State	2/9/22	g	37	4-9	.444	3-6	.500	0-0	.000	2 3 5	0	7	1	0	1	11
Vanderbilt	2/12/22	g	26	3-8	.375	3-6	.500	1-2	.500	1 2 3	4	1	0	0	0	10
Kentucky	2/15/22	g	35	6-12	.500	2-4	.500	4-6	.667	0 4 4	2	2	0	1	1	18
at Arkansas	2/19/22															
at Missouri	2/22/22															
Auburn	2/26/22															
at Georgia	3/1/22															
Arkansas	3/5/22															

## PRODUCTION TRACKER

	Last Season	This Season	Career
Scored 10+ Points	10	21	42
Scored 20+ Points	1	4	6
Led the Vols in Scoring	4	9	17
Made Multiple 3-Pointers	14	22	45
Had 5+ Rebounds	10	13	26
Had 5+ Assists	6	7	19
Had 10+ Assists	-	-	-
Led the Vols in Assists	10	6	23
Had Multiple Steals	8	13	27
Led the Vols in Steals	7	8	21
Had a Positive Assist/TO Ratio	16	19	46



## CAREER STATS

	GP-GS	Min	Avg	FG-A	Pct	3FG-A	Pct	FT-A	Pct	Off-Def-Rebs	Avg	PF-FO	Ast	TO	Blk	Stl	Pts	Avg
2019-20	19-19	575	30.3	63-169	.373	36-100	.360	42-51	.824	10-52-62	3.3	61-2	70	67	3	23	204	10.7
2020-21	27-23	790	29.3	71-183	.388	53-142	.373	40-49	.816	8-93-101	3.7	62-0	84	51	1	32	235	8.7
2021-22	25-25	751	30.0	112-260	.431	74-186	.398	47-65	.723	21-90-111	4.4	64-1	81	37	3	43	345	13.8
<b>TOTAL</b>	<b>71-67</b>	<b>2116</b>	<b>29.8</b>	<b>246-612</b>	<b>.402</b>	<b>163-428</b>	<b>.381</b>	<b>129-165</b>	<b>.782</b>	<b>39-235-274</b>	<b>3.9</b>	<b>187-3</b>	<b>235</b>	<b>155</b>	<b>7</b>	<b>98</b>	<b>784</b>	<b>11.0</b>



# 5 ZAKAI ZEIGLER

FR Guard | 5-9 | 167 | Exploratory/Undecided  
Long Island, New York | Our Saviour Lutheran School



## SEASON/CAREER BESTS

### POINTS

Season 18 (2x), last at South Carolina (2/5/22)  
Career Same

### REBOUNDS

Season 6 vs. Florida (1/26/22)  
Career Same

### ASSISTS

Season 5 (3x), last vs. Vanderbilt (2/12/22)  
Career Same

### BLOCKS

Season 1 (3x), last vs. Kentucky (2/15/22)  
Career Same

### STEALS

Season 5 (2x), last at Mississippi State (2/9/22)  
Career Same

### MINUTES

Season 30:11 vs. Texas Tech (12/7/21)  
Career Same

### FIELD GOALS MADE

Season 7 vs. North Carolina (11/21/21)  
Career Same

### FIELD GOALS ATTEMPTED

Season 13 at South Carolina (2/5/22)  
Career Same

### 3-PT. FIELD GOALS MADE

Season 4 at South Carolina (2/5/22)  
Career Same

### 3-PT. FIELD GOALS ATTEMPTED

Season 8 vs. Ole Miss (1/5/22)  
Career Same

### FREE THROWS MADE

Season 11 at Vanderbilt (1/18/22)  
Career Same

### FREE THROWS ATTEMPTED

Season 12 at Vanderbilt (1/18/22)  
Career Same



Name pronounced: zuh-KY ZEE-glur

- Ranks third among all Division I players in steal percentage, logging a steal on 5.25 percent of opponents' possessions that he is on the court for.
- Averaging 13.7 points per game over the course of his last seven games and has scored in double figures during 10 of Tennessee's 13 SEC games—including seven straight.
- During SEC play, is averaging a league-leading 2.5 steals per game. Also ranks fifth among Division I true freshmen in overall steals per game (1.8 spg) and has recorded multiple steals in five straight games.
- Compiled 14 points, four assists and four steals in Tennessee's win over #4 Kentucky (2/15/22).
- Had a team-high 16 points vs. Vanderbilt (2/12/22), also recording a career-high-tying five assists and zero turnovers.
- Named SEC Freshman of the Week following his standout performances against Texas A&M and South Carolina.
- Scored 14 points vs. Texas A&M (2/1/22) and had an ankle-breaking crossover that was the No. 2 play on SportsCenter.
- Spearheaded Tennessee's comeback at Texas (1/29/22), scoring 12 points and grabbing three rebounds in total.
- Scored a season-best 18 points in wins away from home over North Carolina and South Carolina.
- Was the final piece added to this Tennessee roster when he signed on August 27.

## 2021-22 GAME-BY-GAME STATS

OPPONENT	DATE	St	MIN	FG-FGA	PCT	3FG-FGA	PCT	FT-FTA	PCT	OFF DEF TOT	PF	A	T/O	BLK	STL	PTS
UT Martin	11/9/21	-	13	1-5	.200	0-2	.000	1-2	.500	1 0 1	0	4	1	0	0	3
ETSU	11/14/21	-	10	2-4	.500	0-1	.000	0-0	.000	0 0 0	0	1	2	0	2	4
vs. Villanova	11/20/21	-	7	3-4	.750	1-1	1.000	0-0	.000	0 1 1	0	1	2	0	0	7
vs. North Carolina	11/21/21	-	27	7-10	.700	3-5	.600	1-1	1.000	0 2 2	3	5	0	0	2	18
Tennessee Tech	11/26/21	-	26	1-6	.167	0-4	.000	2-2	1.000	0 4 4	2	4	1	0	1	4
Presbyterian	11/30/21	-	14	3-5	.600	2-3	.667	1-1	1.000	0 0 0	0	1	2	0	2	9
at Colorado	12/4/21	-	16	1-6	.167	0-4	.000	0-0	.000	0 3 3	2	3	2	0	1	2
vs. Texas Tech	12/7/21	-	30	3-10	.300	1-7	.143	2-4	.500	0 2 2	4	1	1	0	1	9
UNC Greensboro	12/11/21	-	21	3-9	.333	3-6	.500	0-0	.000	0 2 2	1	2	1	0	2	9
USC Upstate	12/14/21	-	17	1-4	.250	1-2	.500	0-0	.000	0 2 2	0	5	0	0	1	3
Arizona	12/22/21	-	12	1-3	.333	1-1	1.000	0-0	.000	0 0 0	0	1	0	0	1	3
at Alabama	12/29/21	g	27	2-7	.286	0-3	.000	7-8	.875	0 1 1	4	4	4	0	2	11
Ole Miss	1/5/22	-	28	3-11	.273	2-8	.250	0-0	.000	1 4 5	1	3	2	0	5	8
at LSU	1/8/22	-	11	1-3	.333	1-2	.500	0-0	.000	1 0 1	1	0	1	0	0	3
South Carolina	1/11/22	-	22	5-8	.625	1-3	.333	0-0	.000	0 1 1	2	4	2	0	4	11
at Kentucky	1/15/22	-	17	1-4	.250	0-2	.000	0-0	.000	0 1 1	1	2	2	0	0	2
at Vanderbilt	1/18/22	-	27	0-8	.000	0-3	.000	11-12	.917	0 3 3	1	2	0	0	4	11
LSU	1/22/22	-	17	1-4	.250	1-4	.250	2-2	1.000	1 2 3	2	1	2	0	0	5
Florida	1/26/22	-	26	4-7	.571	3-5	.600	0-0	.000	1 5 6	3	4	2	1	2	11
at Texas	1/29/22	-	17	4-9	.444	2-4	.500	2-2	1.000	0 3 3	4	0	0	0	0	12
Texas A&M	2/1/22	-	27	4-10	.400	2-6	.333	4-5	.800	0 1 1	1	3	1	0	2	14
at South Carolina	2/5/22	-	27	6-13	.462	4-5	.800	2-2	1.000	0 2 2	3	3	3	0	3	18
at Miss. State	2/9/22	-	16	2-4	.500	1-2	.500	6-6	1.000	0 0 0	3	2	2	0	5	11
Vanderbilt	2/12/22	-	28	5-10	.500	3-5	.600	3-5	.600	0 2 2	2	5	0	1	2	16
Kentucky	2/15/22	-	29	4-8	.500	2-4	.500	4-4	1.000	0 1 1	2	4	3	1	4	14
at Arkansas	2/19/22															
at Missouri	2/22/22															
Auburn	2/26/22															
at Georgia	3/1/22															
Arkansas	3/5/22															

## PRODUCTION TRACKER

	This Season
Scored 10+ Points	11
Scored 20+ Points	-
Led the Vols in Scoring	3
Made Multiple 3-Pointers	10
Had 5+ Rebounds	2
Had 5+ Assists	3
Had 10+ Assists	-
Led the Vols in Assists	4
Had Multiple Steals	14
Led the Vols in Steals	8
Had a Positive Assist/TO Ratio	14



## CAREER STATS

	GP-GS	Min	Avg	FG-A	Pct	3FG-A	Pct	FT-A	Pct	Off-Def-Rebs	Avg	PF-FO	Ast	TO	Blk	Stl	Pts	Avg
2021-22	25-1	512	20.5	68-172	.395	34-92	.370	48-56	.857	5-42-47	1.9	42-0	65	36	3	46	218	8.7
TOTAL	25-1	512	20.5	68-172	.395	34-92	.370	48-56	.857	5-42-47	1.9	42-0	65	36	3	46	218	8.7

# THE LAST TIME...

## LAST TIME A TENNESSEE PLAYER...

**Scored 40 Points:** 43 by Grant Williams at Vanderbilt (1/23/19)

**Scored 35 Points:** 43 by Grant Williams at Vanderbilt (1/23/19)

**Scored 30 Points:** 30 by Jaden Springer vs. Georgia (2/10/21)

**Scored 25 Points:** 27 by Kennedy Chandler at Colorado (12/4/21)

**Scored 30 Or More Points In Back-To-Back Games:** Chris Lofton with 34 vs. Memphis (12/6/06) and 32 vs. Western Kentucky (12/16/06)

**Scored 25 or More Points in Back-To-Back Games:** Admiral Schofield with 30 vs. #1 Gonzaga (12/9/18) and 29 at Memphis (12/15/18)

**Scored 20 or More Points in Five Consecutive Games:** Seven Games: Kevin Punter Jr. with 24 vs. Gardner-Webb (11/22/15), 26 vs. Army West Point (11/24/15), 24 vs. George Washington (12/27/15), 23 vs. Nebraska (11/28/15), 27 at Butler (12/12/15), 24 vs. Florida Atlantic (12/16/15) and 23 vs. Gonzaga (12/19/15)

**Grabbed 20 Rebounds:** 20 by Jeronne Maymon vs. Memphis (11/22/11)

**Grabbed 15 Rebounds:** 17 by Kyle Alexander at Missouri (1/8/19)

**Grabbed 10 Offensive Rebounds:** 10 by Jeronne Maymon vs. NC State (12/18/13)

**Made 15 Field Goals:** 15 (15-19) by Dyron Nix vs. Tennessee Tech (11/25/88)

**Made 10 Field Goals:** 13 (13-20) by Kennedy Chandler at Colorado (12/4/21)

**Attempted 25 Field Goals:** 27 (14-27) by Allan Houston vs. LSU (2/10/90)

**Attempted 20 Field Goals:** 20 (13-20) by Kennedy Chandler at Colorado (12/4/21)

**Made 8 3-pointers:** 8 (8-11) by Jordan McRae at Georgia (3/2/13)

**Made 7 3-pointers:** 7 (7-10) by Victor Bailey Jr. vs. South Carolina (2/17/21)

**Made 6 3-pointers:** 6 (6-11) by Santiago Vescovi vs. UT Martin (11/9/21)

**Attempted 15 3-pointers:** 15 (6-15) by Chris Lofton at Vanderbilt (2/26/08)

**Attempted 10 3-pointers:** 11 (5-11) by Santiago Vescovi vs. LSU (1/22/22)

**Made 15 Free Throws:** 23 (23-23) by Grant Williams at Vanderbilt (1/23/19)

**Made 10 Free Throws:** 10 (10-10) by Jaden Springer at Vanderbilt (2/24/21)

**Attempted 20 Free Throws:** 23 (23-23) by Grant Williams at Vanderbilt (1/23/19)

**Attempted 15 Free Throws:** 23 (23-23) by Grant Williams at Vanderbilt (1/23/19)

**Had 15 Assists:** 15 by Fred Jenkins vs. Georgia (2/28/87)

**Had 10 Assists:** 10 by Kennedy Chandler vs. South Carolina (2/5/22)

**Had 6 Steals:** 7 by Kennedy Chandler vs. Presbyterian (11/30/21)

**Had 5 Steals:** 5 by Kennedy Chandler and Zakai Zeigler at Mississippi State (2/9/22)

**Had 5 Blocks:** 5 by John Fulkerson vs. Texas Tech (12/7/21)

**Played Every Minute Of A Game:** 40 minutes by Jordan Bowden at Missouri (1/7/20)

**Converted A 4-Point Play:** Santiago Vescovi vs. Ole Miss (1/5/22)

**Hit A Shot At The Buzzer To Send A Game To Overtime:** Robert Hubbs III hit a driving layup as time expired to tie the game 67-67. Tennessee won 76-73 in overtime at Vanderbilt (2/11/15).

**Hit A Shot In The Closing Seconds To Send A Game To Overtime:** Josiah-Jordan James made a transition 3-pointer with 31 seconds left in regulation, tying the game at 44. Tennessee went on to lose, 57-52, in overtime (12/7/21).

**Hit A Shot At The Buzzer To Win A Game:** With 1.7 seconds to play, Josiah-Jordan James inbounded the ball to Lamonté Turner, who hit a game-winning 3-pointer from the corner after coming off a John Fulkerson screen; the Vols beat VCU, 72-69 at the Emerald Coast Classic (11/30/19)

**Hit A Closing-Seconds Shot To Win A Game:** Grant Williams made a go-ahead driving layup with 3 seconds left to play in UT's 73-71 victory at Ole Miss (2/27/19)

**Scored 20 or more points in a first half:** Jordan McRae (20 of his 24) vs. South Carolina (2/8/14)

**Scored 20 or more points in a second half:** Grant Williams (25 of his 43) at Vanderbilt (1/23/19)

**Had A Triple-Double:** Tyler Smith (12 points, 10 rebounds, 10 assists) vs. UNC Asheville (12/3/08)  
*The only triple-double in Tennessee basketball history*

## LAST TIME TENNESSEE...

**Scored 110 Points:** 124 vs. UNC Asheville (11/17/09)

**Scored 105 Points:** 106 vs. Arkansas (1/15/19)

**Scored 100 Points:** 102 vs. Saint Joseph's (12/21/20)

**Allowed 100 Points:** 107 at Kentucky (1/15/22)

**Scored 60 Points in a Half:** 62 (2nd half) vs. East Carolina (11/20/09)

**Did Not Score 20+ Points in a Half:** 19 (1st half) vs. Ole Miss (1/5/22)

**Grabbed 55 Rebounds:** 58 vs. UT Martin (11/18/08)

**Grabbed 50 Rebounds:** 51 vs. ETSU (11/14/21)

**Made 40 Field Goals:** 42 (42-72) vs. Tennessee Tech (12/18/20)

**Attempted 90 Field Goals:** 91 (38-91) vs. LSU (2/10/90)

**Attempted 80 Field Goals:** 80 (29-80) vs. Purdue (11/22/17)

**Attempted 70 Field Goals:** 71 (19-71) vs. Texas Tech (12/7/21)

**Made 15 3-pointers:** 17 (17-40) vs. UT Martin (11/9/21)

**Made 10 3-pointers:** 14 (14-27) vs. South Carolina (2/5/22)

**Attempted 35 3-pointers:** 35 (13-35) vs. UNC Greensboro (12/11/21)

**Attempted 30 3-pointers:** 34 (10-34) vs. Ole Miss (1/5/22)

**Made 45 Free Throws:** 45 (45-60) vs. George Washington (12/28/00)

**Made 40 Free Throws:** 45 (45-60) vs. George Washington (12/28/00)

**Did Not Miss a Free Throw:** 10-10 vs. Tenn. Tech (11/26/21)

**Attempted 55 Free Throws:** 60 (45-60) vs. George Washington (12/28/00)

**Had 30 Assists:** 30 vs. Tusculum (1/4/14)

**Had 25 Assists:** 29 vs. USC Upstate (12/14/21)

**Had 20 Steals:** 21 vs. North Carolina A&T (12/23/09)

**Had 15 Steals:** 17 vs. Ole Miss (1/5/22)

**Had 12 Blocks:** 12 vs. Tennessee Tech (12/29/18)

**Never trailed in a game:** vs. Texas A&M (2/1/22)

**Faced a 25-Point Deficit:** Final score at Kentucky (1/15/22); lost 107-79

**Faced a 20-Point Deficit:** Final score at Kentucky (1/15/22); lost 107-79

**Faced a 15-Point Deficit:** Trailed 51-35 in the second half at Texas (1/29/22); lost 52-51

**Overcame a 20-Point Deficit To Win:** Trailed 13-34 in first half, won 84-77 vs. Kentucky (2/2/16)

**Overcame a 15-Point Deficit To Win:** Trailed 48-31 in second half at Kentucky (3/2/20); won 81-73

**Overcame a 10-Point Deficit To Win:** Trailed 23-10 in first half vs. Florida (1/26/22); won 78-71

**Overcame a 15-Point Halftime Deficit To Win:** Trailed 35-50 at halftime, won 111-105 in overtime vs. Texas (12/23/06)

**Overcame a 10-Point Halftime Deficit To Win:** Trailed 42-31 at halftime, won 81-73 at Kentucky (3/3/20)

**Did Not Make A 3-Pointer:** 0 (0-8) vs. Duke (11/21/11)  
*Active 3-point streak: 354 games*

**Played a Half Without a Committing a Turnover:** Second half vs. George Washington (11/27/15)

**Had Six Players Score In Double Figures in Same Game:** Victor Bailey Jr. (18), Santiago Vescovi (16), Yves Pons (13), Keon Johnson (12), John Fulkerson (10) and Jaden Springer (10) vs. Saint Joseph's (12/21/20)

**Had Seven Players Score In Double Figures in Same Game:** Vincent Yarbrough (18), Charles Hathaway (12), Harris Walker (12), Marcus Haislip (12), Isiah Victor (11), Tony Harris (11), Terrence Woods (11) vs. ETSU (11/19/00)

**Had Two Players Record Double-Doubles in Same Game:** Jordan Bowden (13 pts, 12 rebs) and Lamonté Turner (17 pts, 12 assts) vs. Chattanooga (11/25/19)

**Tennessee Did Not Have A Player Score in Double Figures:** vs. Wisconsin (12/28/19)

**Opponent Did Not Have A Player Score in Double Figures:** vs. Presbyterian (11/30/21)

**Had Three Players Score 20+ Points in Same Game:** Jordan McRae (21), Josh Richardson (20) and Jarnell Stokes (20) vs. Virginia (12/30/13)

**Had Two Players Score 25+ Points in Same Game:** Armani Moore (29) and Kevin Punter Jr. (26) vs. Army West Point (11/24/15)

**Tennessee Player Made SportCenter's Top 10 Plays:** Zakai Zeigler vs. Texas A&M (2/1/22); Juked a defender in transition, then pulled up for a made 3-pointer after the defender fell down (No. 2 play)

**Tennessee Player was Called for a Technical Foul:** Zakai Zeigler vs. Kentucky (2/15/22)

**Tennessee Player was Ejected:** Yemi Makanjuola (type-2 flagrant foul) at Vanderbilt (1/24/12)

**Tennessee Head Coach was Called for a Technical Foul:** Rick Barnes vs. Alabama (1/2/21)

**Tennessee Head Coach was Ejected:** Bruce Pearl vs. College of Charleston (12/31/10)

**Opposing Player was Ejected:** Omar Payne of Florida (3/12/21)

**Opposing Head Coach was Ejected:** Mark Fox of Georgia (2/4/12)

# RECORD & RESULTS

Record:	Overall	Home	Away	Neutral
All Games	19-6	14-0	4-4	1-2
Conference	10-3	7-0	3-3	0-0
Non-Conference	9-3	7-0	1-1	1-2

Date	Time	Opponent	Score	Attendance	High Points	High Rebounds	High Assists
Nov. 9	7 p.m.	UT Martin (SEC Network)	W, 90-62	16,425	20 Kennedy Chandler 20 Santiago Vescovi	14 Olivier Nkamhoua	4 Kennedy Chandler 4 Zakai Zeigler
Nov. 14	Noon	ETSU (SEC Network)	W, 94-62	16,564	23 Olivier Nkamhoua	10 John Fulkerson	6 Kennedy Chandler
Nov. 20	1 p.m.	1-vs. #5 Villanova (ESPN News)	L, 71-53	9,176	23 Santiago Vescovi	6 Olivier Nkamhoua 6 Santiago Vescovi	2 Kennedy Chandler 2 Santiago Vescovi
Nov. 21	3:30 p.m.	1-vs. #18 North Carolina (ESPN)	W, 89-72	9,100	18 Zakai Zeigler	9 Santiago Vescovi	8 Kennedy Chandler
Nov. 26	3 p.m.	Tennessee Tech (SEC Network+)	W, 80-69	16,909	18 Olivier Nkamhoua	7 Santiago Vescovi	7 Santiago Vescovi
Nov. 30	7 p.m.	Presbyterian (SEC Network)	W, 86-44	15,768	15 Kennedy Chandler 15 Justin Powell	5 John Fulkerson	7 Kennedy Chandler
Dec. 4	2 p.m.	at Colorado (FOX Sports 1)	W, 69-54	8,688	27 Kennedy Chandler	9 Josiah-Jordan James	3 Zakai Zeigler
Dec. 7	7 p.m.	2-vs. Texas Tech (ESPN)	L, 57-52	14,344	10 John Fulkerson	10 John Fulkerson	5 Kennedy Chandler
Dec. 11	4:30 p.m.	UNC Greensboro (SEC Network)	W, 76-36	16,074	12 B. Huntley-Hatfield 12 Josiah-Jordan James	4 John Fulkerson 4 Josiah-Jordan James 4 Uros Plavsic 4 Justin Powell	8 Santiago Vescovi
Dec. 14	7 p.m.	USC Upstate (SEC Network+)	W, 96-52	14,699	21 Olivier Nkamhoua	8 B. Huntley-Hatfield 8 Olivier Nkamoua	10 Kennedy Chandler
Dec. 18	Noon	vs. Memphis (ESPN2)	Cancelled (COVID issues in the Memphis program)				
Dec. 22	7 p.m.	#6 Arizona (ESPN)	W, 77-73	20,408	24 John Fulkerson	10 John Fulkerson	4 Kennedy Chandler
Dec. 29	9 p.m.	at #19 Alabama* (ESPN2)	L, 73-68	10,427	15 Olivier Nkamhoua	9 B. Huntley-Hatfield 9 Uros Plavsic	4 Zakai Zeigler
Jan. 5	7 p.m.	Ole Miss* (SEC Network)	W, 66-60 OT	15,617	17 Santiago Vescovi	8 Josiah-Jordan James	7 Kennedy Chandler
Jan. 8	6 p.m.	at #21 LSU* (ESPN2)	L, 79-67	12,881	19 Kennedy Chandler	7 Olivier Nkamhoua 7 Uros Plavsic	3 Kennedy Chandler 3 Santiago Vescovi
Jan. 11	6:30 p.m.	South Carolina* (SEC Network)	W, 66-46	15,262	14 Santiago Vescovi	12 Josiah-Jordan James	5 Santiago Vescovi
Jan. 15	1 p.m.	at #18 Kentucky* (ESPN)	L, 107-79	20,278	20 Santiago Vescovi	4 Josiah-Jordan James	3 Kennedy Chandler
Jan. 18	9 p.m.	at Vanderbilt* (SEC Network)	W, 68-60	7,588	14 Santiago Vescovi	7 Olivier Nkamhoua 7 Uros Plavsic	4 Kennedy Chandler
Jan. 22	6 p.m.	#13 LSU* (ESPN)	W, 64-50	21,061	16 Santiago Vescovi	6 Brandon Huntley-Hatfield 6 Uros Plavsic 6 Santiago Vescovi	6 Kennedy Chandler
Jan. 26	6 p.m.	Florida* (ESPN2)	W, 78-71	20,789	23 Santiago Vescovi	9 Josiah-Jordan James	5 Kennedy Chandler
Jan. 29	8 p.m.	3-at Texas (ESPN)	L, 52-51	16,540	12 Zakai Zeigler	8 Olivier Nkamhoua	4 Santiago Vescovi
Feb. 1	7 p.m.	Texas A&M* (SEC Network)	W, 90-80	16,607	16 Kennedy Chandler	8 Josiah-Jordan James	7 Kennedy Chandler
Feb. 5	1 p.m.	at South Carolina* (CBS)	W, 81-57	12,391	20 Josiah-Jordan James	8 Uros Plavsic	10 Kennedy Chandler
Feb. 9	9 p.m.	at Mississippi State* (ESPN2)	W, 72-63	7,014	18 Kennedy Chandler 18 Josiah-Jordan James	5 Kennedy Chandler 5 Santiago Vescovi	7 Santiago Vescovi
Feb. 12	6 p.m.	Vanderbilt* (SEC Network)	W, 73-64	20,019	16 Zakai Zeigler	10 Josiah-Jordan James	5 Zakai Zeigler
Feb. 15	9 p.m.	#4 Kentucky* (ESPN)	W, 76-63	21,678	18 Santiago Vescovi	8 John Fulkerson	6 Kennedy Chandler
Feb. 19	4 p.m.	at #23 Arkansas* (ESPN)					
Feb. 22	7 p.m.	at Missouri* (SEC Network)					
Feb. 26	4 p.m.	Auburn* (ESPN/ESPN2)					
March 1	6:30 p.m.	at Georgia* (SEC Network)					
March 5	noon or 2 p.m.	Arkansas* (ESPN/ESPN2)					
March 9-13		4-SEC Tournament					

1-Hall of Fame Tip-Off Tournament (Uncasville, Conn., Mohegan Sun Arena)

2-Jimmy V Classic (New York, N.Y., Madison Square Garden)

3-Big 12/SEC Challenge

4-SEC Tournament (Tampa, Fla., )

4-NCAA Tournament (Indianapolis, Ind.)

\*-Southeastern Conference Game

Rankings listed are Associated Press

All Times Eastern



## GAME-BY-GAME COMPARISON

	Date	Result	FG-A	Pct	3FG-A	Pct	FT-A	Pct	Rebounds O-D-Total	PF	Pts	A	TO	Blk	Stl	Min	Pts. at Half
UT Martin			26-58	.448	7-23	.304	3-9	.333	12-25-37	15	62	9	21	3	7	200	35
at #18 Tennessee	Nov. 9	W, 90-62	33-77	.429	17-40	.425	7-13	.538	23-23-46	12	90	18	10	9	12	200	43
ETSU			19-56	.339	10-32	.313	14-16	.875	5-20-25	14	62	10	17	3	6	200	23
at #18 Tennessee	Nov. 14	W, 94-62	34-74	.459	10-23	.435	16-18	.889	19-32-51	15	94	19	12	4	14	200	46
vs. #5 Villanova			25-67	.373	8-24	.333	13-16	.813	14-27-41	19	71	14	7	3	8	200	35
#17 Tennessee	Nov. 20	L, 71-53	19-57	.333	5-28	.179	10-13	.769	12-27-39	19	53	9	18	3	4	200	15
vs. #18 North Carolina			22-55	.400	10-23	.435	18-22	.818	5-25-30	15	72	9	13	1	4	200	32
#17 Tennessee	Nov. 21	W, 89-72	38-70	.543	9-20	.450	4-5	.800	8-30-38	18	89	28	10	4	9	200	39
Tennessee Tech			26-55	.473	6-14	.429	11-16	.688	11-18-29	12	69	15	19	3	7	200	35
at #15 Tennessee	Nov. 26	W, 80-69	32-63	.508	6-23	.261	10-10	1.000	11-20-31	11	80	21	12	5	11	200	34
Presbyterian			18-47	.383	7-17	.412	1-3	.333	10-20-30	14	44	12	25	1	5	200	21
at #13 Tennessee	Nov. 30	W, 86-44	33-59	.559	14-27	.519	6-9	.667	8-20-28	7	86	26	8	6	13	200	45
at Colorado			19-55	.345	4-17	.235	12-19	.632	10-27-37	13	54	10	15	1	3	200	24
#13 Tennessee	Dec. 4	W, 69-54	29-61	.475	6-24	.250	5-9	.556	6-28-34	19	69	11	11	8	9	200	34
vs. Texas Tech			19-61	.311	4-24	.167	15-25	.600	10-44-54	12	57	9	15	6	6	200	29
#13 Tennessee	Dec. 7	L, 57-52 OT	19-71	.268	6-39	.154	8-16	.500	10-37-47	22	52	10	9	8	6	200	25
UNC Greensboro			14-38	.368	3-16	.188	5-7	.714	5-21-26	13	36	7	25	1	2	200	15
at #13 Tennessee	Dec. 11	W, 76-36	29-64	.453	13-35	.371	5-7	.714	14-17-31	12	76	22	7	4	13	200	33
USC Upstate			20-55	.364	6-22	.273	6-13	.462	10-20-30	18	52	8	21	1	5	200	24
at #18 Tennessee	Dec. 14	W, 96-52	38-68	.559	11-25	.440	9-16	.563	15-28-43	15	96	29	10	5	15	200	51
vs. Memphis																	
#18 Tennessee	Dec. 18	Cancelled															
#6 Arizona			26-58	.448	9-27	.333	12-18	.667	10-28-38	28	73	16	17	3	6	200	21
at #19 Tennessee	Dec. 22	W, 77-73	26-67	.388	7-24	.292	18-27	.667	16-24-40	16	77	12	13	6	8	200	34
at #19 Alabama			26-60	.433	7-31	.226	14-21	.667	11-32-43	17	73	11	15	3	7	200	33
#14 Tennessee	Dec. 29	L, 73-68	22-63	.349	7-29	.241	17-20	.850	10-25-35	19	68	10	11	2	10	200	33
Ole Miss			22-50	.440	11-22	.500	5-8	.625	5-28-33	13	60	14	27	1	12	200	21
at #18 Tennessee	Jan. 5	W, 66-60 OT	25-64	.391	10-34	.294	6-8	.750	11-23-34	13	66	21	19	1	17	200	19
at #21 LSU			27-57	.474	8-18	.444	17-27	.630	14-27-41	26	79	13	16	6	11	200	42
#18 Tennessee	Jan. 9	L, 79-67	19-49	.388	6-24	.250	23-37	.622	10-23-33	18	67	10	15	5	8	200	35
South Carolina			17-49	.347	6-19	.316	6-17	.353	10-28-38	20	46	10	23	3	7	200	24
at #22 Tennessee	Jan. 11	W, 66-46	24-55	.436	7-21	.333	11-25	.440	12-28-40	18	66	15	15	4	11	200	30
at #18 Kentucky			38-56	.679	11-18	.611	20-21	.952	5-20-25	14	107	19	12	3	10	200	52
#22 Tennessee	Jan. 15	L, 107-79	31-58	.534	11-23	.478	6-11	.545	10-14-24	17	79	17	20	3	5	200	38
at Vanderbilt			18-49	.367	8-26	.308	16-23	.696	9-25-34	26	60	7	21	4	9	200	32
#24 Tennessee	Jan. 18	W, 68-60	19-56	.339	5-23	.217	25-29	.862	14-26-40	23	68	14	14	6	14	200	33
#13 LSU			21-54	.389	4-19	.211	4-7	.571	8-24-32	22	50	10	14	0	6	200	24
at #24 Tennessee	Jan. 22	W, 64-50	22-51	.431	10-28	.357	10-18	.556	9-25-34	18	64	18	14	1	3	200	29
Florida			26-60	.433	10-33	.303	9-9	1.000	7-17-24	19	71	15	13	3	9	200	42
at #18 Tennessee	Jan. 26	W, 87-81	25-55	.455	11-24	.458	17-18	.944	10-24-34	16	78	22	16	5	6	200	34
at Texas			20-37	.541	7-16	.438	5-12	.417	4-25-29	19	52	13	18	4	4	200	27
#18 Tennessee	Jan. 29	L, 52-51	19-53	.358	5-18	.278	8-16	.500	15-17-32	17	51	7	11	0	9	200	25
Texas A&M			26-56	.464	7-22	.318	21-25	.840	12-15-27	21	80	11	16	1	13	200	35
at #22 Tennessee	Feb. 1	W, 90-80	29-57	.509	11-26	.423	21-27	.778	16-18-34	21	90	22	5	5	12	200	43
at South Carolina			17-54	.315	5-19	.263	18-21	.857	10-24-34	14	57	11	13	6	6	200	29
#22 Tennessee	Feb. 5	W, 81-57	27-63	.429	14-27	.519	13-14	.929	11-27-38	20	81	18	8	6	10	200	33
at Mississippi State			22-44	.500	5-14	.357	14-23	.609	7-21-28	14	63	14	16	2	5	200	33
#19 Tennessee	Feb. 9	W, 72-63	28-57	.491	8-19	.421	8-9	.889	8-18-26	16	72	14	10	0	13	200	35
Vanderbilt			20-49	.408	10-27	.370	14-20	.700	4-27-31	23	64	10	13	2	3	200	32
at #19 Tennessee	Feb. 12	W, 73-64	22-60	.367	7-22	.318	22-31	.710	15-26-41	16	73	16	9	5	5	200	44
#4 Kentucky			23-67	.343	5-16	.313	12-14	.857	18-22-40	20	63	11	14	1	6	200	32
at #16 Tennessee	Feb. 15	W, 76-63	24-54	.444	8-17	.471	20-23	.870	6-26-32	15	76	17	8	8	9	200	46
at #23 Arkansas																	
#16 Tennessee	Feb. 19																
at Missouri																	
Tennessee	Feb. 22																
Auburn																	
at Tennessee	Feb. 26																
at Georgia																	
Tennessee	March 1																
Arkansas																	
at Tennessee	March 5																

Rankings listed are Associated Press

# GAME-BY-GAME POINTS, REBOUNDS & ASSISTS

	Jonas Aldoo	Victor Bailey Jr.	Kennedy Chandler	Quentin Diboundje	John Fulkerson	Brandon Huntley-Hatfield	Josiah-J. James	Brock Jancek	Jahmai Mashack	Olivier Nkamhoua	Uroš Plavšić	Justin Powell	Santiago Vescovi	Zakai Zeigler
UT Martin	DNP	6-2-3	20-1-4	0-0-0	INJ	7-6-0	2-5-1	0-0-0	2-5-1	11-14-1	6-1-1	13-3-1	20-5-2	3-1-4
ETSU	0-0-0	9-1-2	16-5-6	0-1-0	6-10-3	3-6-0	9-6-2	2-3-0	0-1-2	23-8-1	4-0-0	11-1-0	7-4-2	4-0-1
vs. #5 Villanova	0-0-0	2-0-0	6-3-2	DNP	4-4-0	2-2-0	2-5-1	DNP	2-2-1	0-6-1	0-2-0	5-1-2	23-6-1	7-1-1
vs. #18 North Carolina	0-0-0	2-1-0	14-5-8	DNP	13-5-6	6-5-0	ILLNESS	DNP	DNP	7-6-3	4-2-2	8-2-1	17-9-3	18-2-5
Tennessee Tech	ILLNESS	2-1-1	15-2-4	DNP	14-6-2	12-4-2	INJ	DNP	0-1-0	18-4-1	2-0-0	ILLNESS	13-7-7	4-4-4
Presbyterian	2-1-1	14-0-1	15-1-7	3-3-1	4-5-4	6-2-0	INJ	2-0-1	1-1-0	2-3-1	0-4-2	15-3-3	13-2-4	9-0-1
at Colorado	DNP	0-0-0	27-3-2	DNP	10-6-2	0-3-0	5-9-1	DNP	DNP	3-5-0	4-1-0	5-1-1	13-1-2	2-3-3
vs. Texas Tech	DNP	3-6-0	9-3-5	DNP	10-10-2	1-1-0	7-9-0	DNP	0-0-0	2-3-1	2-1-0	0-1-0	9-5-1	9-2-1
UNC Greensboro	INJ	5-1-1	9-2-6	3-1-0	2-4-1	12-2-0	12-4-2	INJ	3-0-1	7-3-0	2-4-0	2-4-1	10-2-8	9-2-2
USC Upstate	2-0-0	6-1-0	15-5-10	4-1-3	12-6-3	6-8-1	4-4-1	1-0-0	3-1-1	21-8-1	7-3-0	3-0-0	6-3-4	3-2-5
#6 Arizona	DNP	0-0-0	8-3-4	DNP	24-10-2	0-0-0	12-5-1	DNP	DNP	2-7-1	2-3-1	11-4-1	15-5-1	3-0-1
at #19 Alabama	DNP	7-1-1	ILLNESS	DNP	ILLNESS	8-2-0	3-3-1	DNP	0-0-0	15-9-1	6-9-0	5-3-0	13-6-3	11-1-4
Ole Miss	DNP	0-0-0	6-2-7	DNP	5-0-0	0-1-0	10-8-1	DNP	0-3-0	13-2-3	4-3-0	3-2-2	17-6-5	8-5-3
at #21 LSU	DNP	2-0-0	19-4-3	DNP	3-5-1	0-0-0	3-3-1	DNP	2-0-0	9-7-2	12-7-0	0-0-0	14-5-3	3-1-0
South Carolina	DNP	6-0-0	8-5-3	DNP	10-7-0	0-0-0	11-12-2	DNP	0-0-0	6-4-1	0-3-0	0-2-0	14-3-5	11-1-4
at #18 Kentucky	DNP	0-1-1	17-3-3	2-2-0	0-0-2	11-3-1	11-4-1	DNP	0-1-2	6-0-1	4-3-1	6-1-2	20-3-1	2-1-2
at Vanderbilt	DNP	0-0-0	13-4-4	DNP	2-6-0	0-1-0	0-1-1	DNP	0-0-0	7-7-1	13-7-0	8-2-1	14-6-0	11-3-2
#13 LSU	DNP	DNP	9-2-6	DNP	8-1-1	2-6-1	9-5-2	DNP	0-1-0	0-4-2	12-6-0	3-0-0	16-6-5	5-3-1
Florida	DNP	0-1-0	17-1-5	DNP	9-2-0	0-1-0	9-9-4	DNP	0-0-0	6-4-3	0-1-0	3-4-2	23-3-4	11-6-4
at Texas	DNP	2-3-2	8-2-0	DNP	2-2-0	0-1-0	11-2-0	DNP	0-0-0	9-8-1	4-3-0	0-0-0	3-5-4	12-3-0
Texas A&M	DNP	5-1-0	16-2-7	4-5-2	4-5-2	0-0-0	14-8-2	DNP	0-1-0	15-7-0	3-4-2	6-0-1	13-3-5	14-1-3
at South Carolina	0-0-0	0-2-0	11-3-10	DNP	8-2-1	0-0-0	20-6-2	2-0-0	0-0-0	7-5-1	2-8-0	0-1-0	13-4-1	18-2-3
at Mississippi State	2-4-0	0-0-0	18-5-3	DNP	4-3-0	4-0-0	18-3-1	DNP	DNP	INJ	4-4-1	0-1-0	11-5-7	11-0-2
Vanderbilt	2-1-0	1-0-0	6-6-2	DNP	12-6-3	2-3-1	14-10-1	DNP	3-1-0	INJ	5-3-1	2-6-2	10-3-1	16-2-5
#4 Kentucky	5-7-1	0-0-0	17-5-6	DNP	14-8-0	0-3-1	8-2-1	DNP	0-0-0	INJ	0-2-1	0-0-1	18-4-2	14-1-4
at #23 Arkansas														
at Missouri														
Auburn														
at Georgia														
Arkansas														

Rankings listed are Associated Press

## GAME-BY-GAME STARTERS

OPPONENT	1	2	3	4	5	OPPONENT	1	2	3	4	5
UT Martin	Chandler	Vescovi	James	Nkamhoua	Plavsic	at Texas	Chandler	Vescovi	James	Nkamhoua	Plavsic
ETSU	Chandler	Vescovi	James	Fulkerson	Nkamhoua	Texas A&M	Chandler	Vescovi	James	Nkamhoua	Plavsic
vs. #5 Villanova	Chandler	Vescovi	James	Fulkerson	Nkamhoua	at South Carolina	Chandler	Vescovi	James	Huntley-Hatfield	Plavsic
vs. #18 UNC	Chandler	Vescovi	Powell	Fulkerson	Nkamhoua	at Mississippi State	Chandler	Vescovi	James	Huntley-Hatfield	Plavsic
Tennessee Tech	Chandler	Vescovi	Bailey Jr.	Fulkerson	Nkamhoua	Vanderbilt	Chandler	Vescovi	James	Huntley-Hatfield	Plavsic
Presbyterian	Chandler	Vescovi	Bailey Jr.	Fulkerson	Nkamhoua	#4 Kentucky	Chandler	Vescovi	James	Huntley-Hatfield	Plavsic
at Colorado	Chandler	Vescovi	Bailey Jr.	Fulkerson	Nkamhoua	at #23 Arkansas					
vs. Texas Tech	Chandler	Vescovi	Bailey Jr.	Fulkerson	Nkamhoua	at Missouri					
UNC Greensboro	Chandler	Vescovi	James	Fulkerson	Nkamhoua	Auburn					
USC Upstate	Chandler	Vescovi	James	Fulkerson	Nkamhoua	at Georgia					
#6 Arizona	Chandler	Vescovi	James	Fulkerson	Nkamhoua	Arkansas					
at #19 Alabama	Zeigler	Vescovi	James	Nkamhoua	Plavsic						
Ole Miss	Chandler	Vescovi	James	Fulkerson	Nkamhoua						
at #21 LSU	Chandler	Vescovi	James	Fulkerson	Nkamhoua						
South Carolina	Chandler	Vescovi	James	Fulkerson	Nkamhoua						
at #18 Kentucky	Chandler	Vescovi	James	Fulkerson	Nkamhoua						
at Vanderbilt	Chandler	Vescovi	James	Nkamhoua	Plavsic						
#13 LSU	Chandler	Vescovi	James	Nkamhoua	Plavsic						
Florida	Chandler	Vescovi	James	Nkamhoua	Plavsic						

# HIGHS & LOWS

Individual Category	Tennessee	Opponent
Points	27 by Kennedy Chandler at Colorado (12/4/21)	28 T. Washington Jr., Kentucky (1/15/22) and by B. Mathurin, Arizona (12/22/21)
Points (Half)	18 by Zakai Zeigler at South Carolina (2nd Half, 2/5/22)	18 (2nd Half) by Tye Fagan, Ole Miss (1/5/22)
Field Goals Made	13 by Kennedy Chandler at Colorado (12/4/21)	10 by TyTy Washington Jr., Kentucky (1/15/22)
Field Goals Attempted	17 by Olivier Nkamhoua at Alabama (12/29/21)	18 by Justin Moore, Villanova (11/20/21)
Field Goal Percentage (min. 5 made)	1.000 (5-5) by Santiago Vescovi at Colorado (12/4/21)	.857 (6-7) by Quenton Jackson, Texas A&M (2/1/22)
3-Pointers Made	6 by Santiago Vescovi vs. UT Martin (11/9/21)	6 by Brady Manek, North Carolina (11/21/21)
3-Pointers Attempted	12 by S. Vescovi vs. Arizona (12/22/21) and vs. Villanova (11/20/21)	11 by Kevin Obanor, Texas Tech (12/7/21)
3-Point Percentage (min. 2 made)	1.000 (5-5) by Justin Powell vs. Presbyterian (11/30/21)	.833 (5-6) by Tye Fagan, Ole Miss (1/5/22)
Free Throws Made	11 by Zakai Zeigler at Vanderbilt (1/18/22)	10 by Scotty Pippen Jr., Vanderbilt (1/18/22)
Free Throws Attempted	12 by Z. Zeigler at Vanderbilt (1/18/22) and J. Fulkerson vs. Arizona (12/22/21)	13 by Scotty Pippen Jr., Vanderbilt (1/18/22)
Free Throw Percentage (min. 3 made)	1.000 (6-6), 4x, last by John Fulkerson vs. Kentucky (2/15/22)	1.000 (8-8) by Henry Coleman III, Texas A&M (2/1/22)
Offensive Rebounds	5 by John Fulkerson (2x) and Olivier Nkamhoua vs. UT Martin (11/9/21)	7 by Oscar Tshiebwe, Kentucky (2/15/22)
Defensive Rebounds	9 by Olivier Nkamhoua vs. UT Martin (11/9/21)	11 by Terrence Shannon Jr., Texas Tech (12/7/21)
Total Rebounds	14 by Olivier Nkamhoua vs. UT Martin (11/9/21)	15 by Oscar Tshiebwe, Kentucky (2/15/22)
Assists	10 by Kennedy Chandler at South Carolina and vs. USC Upstate (12/14/21)	8 by Sahvir Wheeler, Kentucky (1/15/22)
Blocks	5 by John Fulkerson vs. Texas Tech (12/7/21)	3 by Wildens Leveque, South Carolina (1/11/22)
Steals	7 by Kennedy Chandler vs. Presbyterian (11/30/21)	5 by Daeshun Ruffin, Ole Miss (1/5/22)
Minutes Played	41:39 by Santiago Vescovi vs. Ole Miss (1/5/22)	41:55 by Terrence Shannon Jr., Texas Tech (12/7/21)
Team Category	Tennessee	Opponent
Points	96 vs. USC Upstate (12/14/21)	107 by Kentucky (1/15/22)
Low	51 vs. Texas (1/29/22)	36 by UNC Greensboro (12/11/21)
Points (Half)	51 (1st Half) vs. USC Upstate (12/14/21)	55 (2nd Half) by Kentucky (1/15/22)
Low	15 (1st Half) vs. Villanova (11/20/21)	15 (1st Half) by UNCG (12/11/21) and (2nd Half) by Texas Tech (12/7/21)
Field Goals Made	38 vs. USC Upstate (12/14/21) and vs. North Carolina (11/21/21)	38 by Kentucky (1/15/22)
Low	19 5x, last at Texas (1/29/22)	14 by UNC Greensboro (12/11/21)
Field Goals Attempted	77 vs. UT Martin (11/9/21)	67 by Kentucky (2/15/22), Arizona (12/22/21) and Villanova (11/20/21)
Low	49 at LSU (1/8/22)	37 by Texas (1/29/22)
Field Goal Percentage	.559 (33-59) vs. Presbyterian (11/30/21)	.679 (38-56) by Kentucky (1/15/22)
Low	.268 (19-71) vs. Texas Tech (12/7/21)	.311 (19-61) by Texas Tech (12/7/21)
3-Pointers Made	17 vs. UT Martin (11/9/21)	11 by Kentucky (1/15/22) and by Ole Miss (1/5/22)
Low	5 at Texas (1/29/22), at Vanderbilt (1/18/22) and vs. Villanova (11/20/21)	3 by UNC Greensboro (12/11/21)
3-Pointers Attempted	40 vs. UT Martin (11/9/21)	33 by Florida (1/26/22)
Low	17 vs. Kentucky (2/15/22)	14 by Mississippi State (2/9/22) and by Tennessee Tech (11/26/21)
3-Point Percentage	.519 (14-27) at South Carolina (2/5/22) and vs. Presbyterian (11/30/21)	.611 (11-18) by Kentucky (1/15/22)
Low	.154 (6-39) vs. Texas Tech (12/7/21)	.167 (4-24) by Texas Tech (12/7/21)
Free Throws Made	25 at Vanderbilt (1/18/22)	21 by Texas A&M (2/1/22)
Low	4 vs. North Carolina (11/21/21)	1 by Presbyterian (11/30/21)
Free Throws Attempted	37 at LSU (1/8/22)	27 by LSU (1/8/22)
Low	5 vs. North Carolina (11/21/21)	3 by Presbyterian (11/30/21)
Free Throw Percentage	1.000 (10-10) vs. Tennessee Tech (11/26/21)	1.000 (9-9) by Florida (1/26/22)
Low	.440 (11-25) vs. South Carolina (1/11/22)	.333 (1-3) by Presbyterian (11/30/21) and (3-9) by UT Martin (11/9/21)
Personal Fouls	23 at Vanderbilt (1/18/22)	28 by Arizona (12/22/21)
Low	7 vs. Presbyterian (11/30/21)	12 by Texas Tech (12/7/21) and by Tennessee Tech (11/26/21)
Total Rebounds	51 vs. ETSU (11/14/21)	54 by Texas Tech (12/7/21)
Low	24 at Kentucky (1/15/22)	24 by Florida (1/26/22)
Offensive Rebounds	23 vs. UT Martin (11/9/21)	18 by Kentucky (2/15/22)
Low	6 vs. Kentucky (2/15/22) and at Colorado (12/4/21)	4 by Vanderbilt (2/12/22) and by Texas (1/29/22)
Assists	29 vs. USC Upstate (12/14/21)	19 by Kentucky (1/15/22)
Low	7 at Texas (1/29/22)	7 by Vanderbilt (1/18/22) and by UNC Greensboro (12/11/21)
Turnovers	20 at Kentucky (1/15/22)	27 by Ole Miss (1/5/22)
Low	7 vs. UNC Greensboro (12/11/21)	7 by Villanova (11/20/21)
Blocks	9 vs. UT Martin (11/9/21)	6 by S. Carolina (2/5/22), LSU (1/8/22) and Texas Tech (12/7/21)
Low	0 at Mississippi State (2/9/22) and at Texas (1/29/22)	0 by LSU (1/22/22)
Steals	17 vs. Ole Miss (1/5/22)	13 by Texas A&M (2/1/22)
Low	3 vs. LSU (1/22/22)	2 by UNC Greensboro (12/11/21)
Dunks	9 vs. USC Upstate (12/14/21)	Not tracked
Low	0 at Texas (1/29/22) and vs. Villanova (11/20/21)	



## SUPERLATIVES

## ATTENDANCE SUMMARY

	Games	Totals	Average
Home	14	247,880	17,706
Away	8	95,807	11,976
Neutral	3	32,620	10,873
Total	25	376,307	15,052

## TENNESSEE'S RECORD WHEN...

Leading at halftime.....	16-0
Trailing at halftime.....	3-5
Tied at halftime.....	0-1

Leading with 10:00 remaining.....	17-0
Trailing with 10:00 remaining.....	1-5
Tied with 10:00 remaining.....	1-1

Leading with 5:00 remaining.....	15-1
Trailing with 5:00 remaining.....	2-5
Tied with 5:00 remaining.....	1-0

In Overtime.....	1-1
------------------	-----

Tennessee out-rebounds opponent.....	15-1
Tennessee is out-rebounded.....	4-5
Same amount of rebounds.....	0-0

Tennessee commits more turnovers.....	2-2
Opponent commits more turnovers.....	16-4
Same amount of turnovers.....	1-0

Tennessee shoots 50 percent or better.....	5-1
Opponent shoots 50 percent or better.....	1-2

Tennessee shoots less than 50 percent.....	14-5
Opponent shoots less than 50 percent.....	18-4

Tennessee shoots better than opponent.....	13-0
Opponent shoots better than Tennessee.....	6-6
Same shooting percentage.....	0-0

Tennessee has more free-throw attempts.....	12-2
Opponent has more free-throw attempts.....	5-4
Same amount of free-throw attempts.....	2-0

Tennessee bench outscored opponent bench.....	15-4
Opponent bench outscored Tennessee bench.....	3-2
Benches score the same.....	1-0

Tennessee scores less than 50.....	0-0
Tennessee scores between 50-59.....	0-3
Tennessee scores between 60-69.....	5-2
Tennessee scores between 70-79.....	6-1
Tennessee scores between 80-89.....	4-0
Tennessee scores between 90-99.....	4-0
Tennessee scores 100 or more.....	0-0

Opponent scores less than 50.....	3-0
Opponent scores between 50-59.....	4-2
Opponent scores between 60-69.....	8-0
Opponent scores between 70-79.....	3-3
Opponent scores between 80-89.....	1-0
Opponent scores between 90-99.....	0-0
Opponent scores 100 or more.....	0-1

In November.....	5-1
In December.....	4-2
In January.....	5-3
In February.....	5-0
In March.....	0-0

On Monday.....	0-0
On Tuesday.....	7-1
On Wednesday.....	3-1
On Thursday.....	0-0
On Friday.....	1-0
On Saturday.....	5-4
On Sunday.....	2-0

## Starting Lineups (listed in order of positions, 1-5)

## W-L

6-3	Chandler, Vescovi, James, Fulkerson, Nkamhoua
6-1	Chandler, Vescovi, James, Nkamhoua, Plavsic
3-1	Chandler, Vescovi, Bailey Jr., Fulkerson, Nkamhoua
1-0	Chandler, Vescovi, Powell, Fulkerson, Nkamhoua
0-1	Zeigler, Vescovi, James, Nkamhoua, Plavsic
3-0	Chandler, Vescovi, James, Huntley-Hatfield, Plavsic

## Margin of Victory/Defeat

	1	2	3	4	5	6	7	8	9	10	11-15	16-19	20-24	25+
Wins	-	-	-	1	-	1	1	1	1	1	4	1	2	5
Losses	1	-	-	-	2	-	-	-	-	-	1	1	-	1

## Most First Half Points

Tennessee	51	vs. USC Upstate (12/14/21)
Opponents	52	Kentucky (1/15/22)

## Fewest First Half Points

Tennessee	15	vs. Villanova (11/20/21)
Opponents	15	UNC Greensboro (12/11/21)

## Largest Halftime Lead

Tennessee	27	vs. USC Upstate (12/14/21)
Opponents	20	Villanova (11/20/21)

## Jump Balls Controlled

Tennessee	11
Opponents	15

## How Scored First Points

3-Pointer	10
Lay-up	8
Jump Shot	3
Free Throw	2
Hook/Over Shoulder	2
Dunk	-
Tip-in	-

## Scored UT's First Points

Santiago Vescovi	7
Josiah James	6
Olivier Nkamhoua	5
Kennedy Chandler	3
B. Huntley-Hatfield	2
John Fulkerson	1
Justin Powell	1

## First Off UT Bench^

Zakai Zeigler	13
Uros Plavsic	10
B. Huntley-Hatfield	9
John Fulkerson	8
Victor Bailey Jr.	4
Jonas Aidoo	2
Josiah James	2
Justin Powell	2

^ includes multiple subs

Dunks	Sea	Car
Olivier Nkamhoua	15	29
John Fulkerson	9	73
Josiah James	7	18
Uros Plavsic	6	10
B. Huntley-Hatfield	5	5
Kennedy Chandler	5	5
Victor Bailey Jr.	3	5
Quentin Diboundje	2	2
Jonas Aidoo	1	1

## Points Leader\* Sea Car

Santiago Vescovi	9	17
Kennedy Chandler	6	6
Olivier Nkamhoua	4	4
Josiah James	3	5
Zakai Zeigler	3	3
John Fulkerson	2	19
B. Huntley-Hatfield	1	1
Justin Powell	1	1
Victor Bailey Jr.	-	9
Uros Plavsic	-	1

## Reb. Leader\* Sea Car

Josiah James	8	21
Olivier Nkamhoua	7	9
John Fulkerson	6	31
Uros Plavsic	6	6
Santiago Vescovi	5	8
B. Huntley-Hatfield	2	2
Kennedy Chandler	1	1
Justin Powell	1	1

## Assists Leader\* Sea Car

Kennedy Chandler	17	17
Santiago Vescovi	6	24
Zakai Zeigler	8	4
Justin Powell	1	1
Josiah James	-	14
John Fulkerson	-	10
Victor Bailey Jr.	-	3

## Steals Leader\* Sea Car

Kennedy Chandler	10	10
Santiago Vescovi	8	20
Zakai Zeigler	7	7
Josiah James	6	25
Victor Bailey Jr.	1	4
B. Huntley-Hatfield	1	1
Justin Powell	1	1
John Fulkerson	-	23
Olivier Nkamhoua	-	1
Uros Plavsic	-	1

## Most Second Half Points

Tennessee	50	vs. North Carolina (11/21/21)
Opponents	55	by Kentucky (1/15/22)

## Fewest Second Half Points

Tennessee	19	vs. Texas Tech (12/7/21)
Opponents	15	^ Texas Tech (12/7/21)

## Largest Margin of Victory

Tennessee	44	vs. USC Upstate (12/14/21)
Opponents	28	by Kentucky (1/15/22)

## Blocks Leader\* Sea Car

John Fulkerson	8	31
Olivier Nkamhoua	7	13
Josiah James	6	20
B. Huntley-Hatfield	3	3
Kennedy Chandler	2	2
Jonas Aidoo	1	1
Brock Jancek	1	1
Jahmai Mashack	1	1
Uros Plavsic	1	2
Santiago Vescovi	1	1
Victor Bailey Jr.	-	1

## 10+ Points Sea Car

Santiago Vescovi	21	42
Kennedy Chandler	15	15
Zakai Zeigler	11	11
Josiah James	10	29
John Fulkerson	9	50
Olivier Nkamhoua	7	10
Justin Powell	4	4
B. Huntley-Hatfield	3	3
Uros Plavsic	3	4
Victor Bailey Jr.	1	14

## 20+ Points Sea Car

Santiago Vescovi	4	6
Kennedy Chandler	2	2
Olivier Nkamhoua	2	2
John Fulkerson	1	5
Josiah James	1	1
Justin Powell	-	2
Victor Bailey Jr.	-	4

## 10+ Rebounds Sea Car

John Fulkerson	3	8
Josiah James	2	8
Olivier Nkamhoua	1	3

## 10+ Assists Sea Car

Kennedy Chandler	2	2
John Fulkerson	2	7
Josiah James	2	3
Olivier Nkamhoua	1	2

## Charges Drawn Sea Ca

John Fulkerson	11	24
Olivier Nkamhoua	5	8
Zakai Zeigler	4	4
Josiah James	3	6
Santiago Vescovi	3	12
Victor Bailey Jr.	2	4
Kennedy Chandler	1	1

## Floor Burns

(Diving Efforts) Sea Car

Santiago Vescovi	19	37
John Fulkerson	14	23
Olivier Nkamhoua	11	14
Zakai Zeigler	10	10
Kennedy Chandler	9	9
Justin Powell	9	9
Josiah James	7	25
Victor Bailey Jr.	6	10
Uros Plavsic	5	5
Quentin Diboundje	1	1
Kent Gilbert	1	1
B. Huntley-Hatfield	1	1
Jahmai Mashack	1	1

## Free Throws in


## Final Four Minutes^

Josiah James	8-8
Jonas Aidoo	2-2
Olivier Nkamhoua	1-1
Zakai Zeigler	13-14
Kennedy Chandler	12-14
Santiago Vescovi	16-21
Quentin Diboundje	3-4
Brock Jancek	3-4
Justin Powell	3-4
John Fulkerson	4-6
Uros Plavsic	2-3
B. Huntley-Hatfield	1-3
Jahmai Mashack	1-4
Victor Bailey Jr.	0-1

\* Includes all ties

^ also includes all of OT

## BOX SCORES



Official Basketball Score - Final

UT Martin at Tennessee

11/07/2023 Tennessee State, Knoxville, Tenn

2023-24 Men's Basketball

Game Time: 7:04 PM

Attendance: 106

UT Martin - 62

Record 0-1

NO. NAME	Min	PTS	FG	3P	FT	Rebounds	PF	AST	TO	ST	BLK	TS	TS %	Shooting By Period	PTS	FG	3P
1 KJ Carter	31:28	12.0	4-10	0-0	2-2	11	2	4	1	1	4	2	0.600	PTG 15:27	05.00		
2 Jalen Dinkler	06:40	0.0	0-0	0-0	0-0	1	1	1	1	1	4	0	0.000	PTG 3:39	2.00		
1 Koby Jeffers	01:57	3.7	1-2	0-0	3-3	6	3	6	2	1	0	0	0.500	PTG 2:44	04.00		
2 RJ Jensen	29:10	16.0	6-10	0-0	4-4	10	3	1	1	1	0	0	0.600	PTG 15:27	06.00		
3 Meil Henderson	08:40	2.7	2-6	0-0	0-0	3	3	1	1	1	1	1	0.667	PTG 1:31	03.00		
4 Jalen Smith	26:10	16.0	6-10	0-0	4-4	10	3	1	1	1	0	0	0.600	PTG 15:27	06.00		
5 David Simmons	08:40	2.7	2-6	0-0	0-0	3	3	1	1	1	1	1	0.667	PTG 1:31	03.00		
10 Josiah Morris	07:04	0.0	0-0	0-0	0-0	0	0	0	0	0	0	0	0.000	PTG 1:31	03.00		
11 Grant Smith	06:43	0.0	0-0	0-0	0-0	0	0	0	0	0	0	0	0.000	PTG 1:31	03.00		
12 David Simmons	20:28	14.0	0-0	0-0	1-1	1	1	1	1	3	2	1	0.000	PTG 15:27	06.00		
13 Josiah Morris	07:04	0.0	0-0	0-0	0-0	0	0	0	0	0	0	0	0.000	PTG 1:31	03.00		
14 Grant Smith	06:43	0.0	0-0	0-0	0-0	0	0	0	0	0	0	0	0.000	PTG 1:31	03.00		
15 David Kawaguchi	05:19	1.2	0-1	0-0	1-2	0	0	1	2	0	0	1	0.000	PTG 1:31	03.00		
Totals																	
	26:58	52.3	19.0	0.0	12.0	55.0	12.0	25.0	12.0	6.0	9.0	2.0	0.583	PTG 15:27	06.00		

Opponents: Tennessee State

Score: 70

Name - #		Record 10												Shooting By Period	
NO.	NAME	Min	MA	MT	MR	Rebounds	FT	FG	FT	AS	TS	ST	Blocks	PF	Shooting By Period
															1st 2nd 3rd 4th
13	Chavis Nuanhuah	PT 27:30	4.0	3.2	5.9	14	5.1	1	2	1	1	2	2	14	3PT% 82.1 35.1%
14	Chavis Nuanhuah	PT 27:30	4.0	3.2	5.9	14	5.1	1	2	1	1	2	2	14	3PT% 82.1 35.1%
1	Kennedy Chandra	Q2 20:01	1.0	2.4	2.5	1	0.1	0	0	0	0	0	0	10	3PT% 0.0 0.0%
2	Kennedy Chandra	Q2 20:01	1.0	2.4	2.5	1	0.1	0	0	0	0	0	0	10	3PT% 0.0 0.0%
3	Kennedy Chandra	Q2 20:01	1.0	2.4	2.5	1	0.1	0	0	0	0	0	0	10	3PT% 0.0 0.0%
4	Joseph Janyan	Q2 27:08	1.8	0.5	0.4	1.5	0.1	0	1	2	1	5	4	0	3PT% 23.3 69.7%
5	Joseph Janyan	Q2 27:08	1.8	0.5	0.4	1.5	0.1	0	1	2	1	5	4	0	3PT% 23.3 69.7%
6	Victor Bailey Jr	Q2 17:13	2.8	0.6	2.0	2.0	0.1	0	0	0	0	0	0	20	3PT% 17.4 62.0%
7	Zeke Jager	Q3 13:33	1.5	0.2	1.2	1.0	0.1	0	1	3	3	4	0	10	3PT% 0.0 0.0%
8	Zeke Jager	Q3 13:33	1.5	0.2	1.2	1.0	0.1	0	1	3	3	4	0	10	3PT% 0.0 0.0%
9	Amantia Jamnick	Q4 00:01	1.5	0.2	0.4	2.3	0.5	0	0	2	1	0	0	10	3PT% 0.0 0.0%
10	Amantia Jamnick	Q4 00:01	1.5	0.2	0.4	2.3	0.5	0	0	2	1	0	0	10	3PT% 0.0 0.0%
15	Brook Jackson	Q4 00:00	0.0	0.0	0.0	0.0	0.0	0	0	0	0	0	0	0	3PT% 0.0 0.0%
Totals		33:57	17.40	7.13	21.23	28	12.8	10	10	10	12	9	3	28	

	UTM	TENN	Points from		Period by Period Scoring				
Biggest lead	4 (1 <sup>st</sup> 12:36)	32 (2 <sup>nd</sup> 4:58)	Turnovers	10	24	UTM	35	27	62
Best Scoring Run	6 (2 <sup>nd</sup> 1:30)	16 (2 <sup>nd</sup> 4:58)	Point	34	24				
Lead Changes		9	Second Chance	7	34	TENN	43	47	90
Times Tied		5	Fast Breaks	8	16				
Time with Lead	08:23	30:40	Bench	9	31				

- Making a program-m-his 17th, No. 18 Tennessee cruised past UT Martin in the 2021-22 season opener on Nov. 9, 2021, at Thompson-Boling Arena, 90-62.
- Four Vols scored in double figures and UT (-0-) won its fifth straight season opener under head coach **Rick Barnes**.
- A new-look Volunteer offense connected to 17 3-pointers, the most Tennessee has ever made in a game. The Vols attempted 40, which ranks second most in school history behind the 50 UT shot against North Carolina A&T on Nov. 27, 2007.
- **Kennedy Chandler** was perfect from beyond the arc, hitting four threes. With 20 points, he tied for the team lead in scoring with **Santiago Vescovi**. Vescovi drained six jumpers, all 3-pointers.
- Junior **Oliver Nkamhoua** registered the second double-double of his career, scoring 11 points and grabbing 14 rebounds.
- Despite the Skyhawk offense shooting 56 percent in the first half, the Volunteers took a 43-35 lead into the break. Tennessee made its impact on the offensive glass, pulling down 13 boards, which led to 18 second-chance points. UT Martin (0-1) had just one offensive rebound in the period.
- The Tennessee offense found its groove in the second half, shooting 18-of-37 from the floor and 9-of-19 from three. Spreading the ball around contributed to this offensive efficiency, as eight Vols scored and 12 checked into the game.
- **Joshiah-Jordan James** had five steals, contributing to Tennessee's 72 total. The five steals were the most by an individual since Jordan Bowden took away six at Alabama on Feb. 4, 2020. Overall, the Vols forced the Skyhawks into 21 turnovers.
- Five Vols made their collegiate debut (**Kennedy Chandler, Quentin Diboundje, Brandon Huntley-Hatfield, Jahmai Mashack** and **Zakai Zeigler**) while **Justin Powell** made his Tennessee debut after transferring from Auburn. He tallied 13 points and was the fourth Vol to score in double figures.
- Tennessee's 23 offensive rebounds Tuesday were its most since Jan. 2, 2016, when the Vols grabbed 23 at Auburn.

[illegible]

NO. NAME		Min	FG	FT	Rebounds	Fouls	AST	STL	BLOCKS	Shooting %	FT %	Reb %
10	John Oliver	21:46	0/2	0/1	2 / 2	4	2	0	0	1	0	10
10	Chivek Mervin	20:00	0/0	0/0	0 / 0	0	0	0	0	0	0	0
11	Yannick Chandler	05:11	0/0	0/0	2 / 4	0	3	0	0	0	0	0
25	Bartleya Veselov	00:57	2/7	4/2	2 / 6	4	4	2	0	3	0	0
26	Yannick Chandler	05:11	0/0	0/0	2 / 4	0	3	0	0	0	0	0
27	Yannick Chandler	05:11	0/0	0/0	2 / 4	0	3	0	0	0	0	0
28	Yannick Chandler	05:11	0/0	0/0	2 / 4	0	3	0	0	0	0	0
29	Yannick Chandler	05:11	0/0	0/0	2 / 4	0	3	0	0	0	0	0
30	Yannick Chandler	05:11	0/0	0/0	2 / 4	0	3	0	0	0	0	0
31	Yannick Chandler	05:11	0/0	0/0	2 / 4	0	3	0	0	0	0	0
32	Yannick Chandler	05:11	0/0	0/0	2 / 4	0	3	0	0	0	0	0
33	Yannick Chandler	05:11	0/0	0/0	2 / 4	0	3	0	0	0	0	0
34	Yannick Chandler	05:11	0/0	0/0	2 / 4	0	3	0	0	0	0	0
35	Yannick Chandler	05:11	0/0	0/0	2 / 4	0	3	0	0	0	0	0
36	Yannick Chandler	05:11	0/0	0/0	2 / 4	0	3	0	0	0	0	0
37	Yannick Chandler	05:11	0/0	0/0	2 / 4	0	3	0	0	0	0	0
38	Yannick Chandler	05:11	0/0	0/0	2 / 4	0	3	0	0	0	0	0
39	Yannick Chandler	05:11	0/0	0/0	2 / 4	0	3	0	0	0	0	0
40	Yannick Chandler	05:11	0/0	0/0	2 / 4	0	3	0	0	0	0	0
41	Yannick Chandler	05:11	0/0	0/0	2 / 4	0	3	0	0	0	0	0
42	Yannick Chandler	05:11	0/0	0/0	2 / 4	0	3	0	0	0	0	0
43	Yannick Chandler	05:11	0/0	0/0	2 / 4	0	3	0	0	0	0	0
44	Yannick Chandler	05:11	0/0	0/0	2 / 4	0	3	0	0	0	0	0
45	Yannick Chandler	05:11	0/0	0/0	2 / 4	0	3	0	0	0	0	0
46	Yannick Chandler	05:11	0/0	0/0	2 / 4	0	3	0	0	0	0	0
47	Yannick Chandler	05:11	0/0	0/0	2 / 4	0	3	0	0	0	0	0
48	Yannick Chandler	05:11	0/0	0/0	2 / 4	0	3	0	0	0	0	0
49	Yannick Chandler	05:11	0/0	0/0	2 / 4	0	3	0	0	0	0	0
50	Yannick Chandler	05:11	0/0	0/0	2 / 4	0	3	0	0	0	0	0
51	Yannick Chandler	05:11	0/0	0/0	2 / 4	0	3	0	0	0	0	0
52	Yannick Chandler	05:11	0/0	0/0	2 / 4	0	3	0	0	0	0	0
53	Yannick Chandler	05:11	0/0	0/0	2 / 4	0	3	0	0	0	0	0
54	Yannick Chandler	05:11	0/0	0/0	2 / 4	0	3	0	0	0	0	0
55	Yannick Chandler	05:11	0/0	0/0	2 / 4	0	3	0	0	0	0	0
56	Yannick Chandler	05:11	0/0	0/0	2 / 4	0	3	0	0	0	0	0
57	Yannick Chandler	05:11	0/0	0/0	2 / 4	0	3	0	0	0	0	0
58	Yannick Chandler	05:11	0/0	0/0	2 / 4	0	3	0	0	0	0	0
59	Yannick Chandler	05:11	0/0	0/0	2 / 4	0	3	0	0	0	0	0
60	Yannick Chandler	05:11	0/0	0/0	2 / 4	0	3	0	0	0	0	0
61	Yannick Chandler	05:11	0/0	0/0	2 / 4	0	3	0	0	0	0	0
62	Yannick Chandler	05:11	0/0	0/0	2 / 4	0	3	0	0	0	0	0
63	Yannick Chandler	05:11	0/0	0/0	2 / 4	0	3	0	0	0	0	0
64	Yannick Chandler	05:11	0/0	0/0	2 / 4	0	3	0	0	0	0	0
65	Yannick Chandler	05:11	0/0	0/0	2 / 4	0	3	0	0	0	0	0
66	Yannick Chandler	05:11	0/0	0/0	2 / 4	0	3	0	0	0	0	0
67	Yannick Chandler	05:11	0/0	0/0	2 / 4	0	3	0	0	0	0	0
68	Yannick Chandler	05:11	0/0	0/0	2 / 4	0	3	0	0	0	0	0
69	Yannick Chandler	05:11	0/0	0/0	2 / 4	0	3	0	0	0	0	0
70	Yannick Chandler	05:11	0/0	0/0	2 / 4	0	3	0	0	0	0	0
71	Yannick Chandler	05:11	0/0	0/0	2 / 4	0	3	0	0	0	0	0
72	Yannick Chandler	05:11	0/0	0/0	2 / 4	0	3	0	0	0	0	0
73	Yannick Chandler	05:11	0/0	0/0	2 / 4	0	3	0	0	0	0	0
74	Yannick Chandler	05:11	0/0	0/0	2 / 4	0	3	0	0	0	0	0
75	Yannick Chandler	05:11	0/0	0/0	2 / 4	0	3	0	0	0	0	0
76	Yannick Chandler	05:11	0/0	0/0	2 / 4	0	3	0	0	0	0	0
77	Yannick Chandler	05:11	0/0	0/0	2 / 4	0	3	0	0	0	0	0
78	Yannick Chandler	05:11	0/0	0/0	2 / 4	0	3	0	0	0	0	0
79	Yannick Chandler	05:11	0/0	0/0	2 / 4	0	3	0	0	0	0	0
80	Yannick Chandler	05:11	0/0	0/0	2 / 4	0	3	0	0	0	0	0
81	Yannick Chandler	05:11	0/0	0/0	2 / 4	0	3	0	0	0	0	0
82	Yannick Chandler	05:11	0/0	0/0	2 / 4	0	3	0	0	0	0	0
83	Yannick Chandler	05:11	0/0	0/0	2 / 4	0	3	0	0	0	0	0
84	Yannick Chandler	05:11	0/0	0/0	2 / 4	0	3	0	0	0	0	0
85	Yannick Chandler	05:11	0/0	0/0	2 / 4	0	3	0	0	0	0	0
86	Yannick Chandler	05:11	0/0	0/0	2 / 4	0	3	0	0	0	0	0
87	Yannick Chandler	05:11	0/0	0/0	2 / 4	0	3	0	0	0	0	0
88	Yannick Chandler	05:11	0/0	0/0	2 / 4	0	3	0	0	0	0	0
89	Yannick Chandler	05:11	0/0	0/0	2 / 4	0	3	0	0	0	0	0
90	Yannick Chandler	05:11	0/0	0/0	2 / 4	0	3	0	0	0	0	0
91	Yannick Chandler	05:11	0/0	0/0	2 / 4	0	3	0	0	0	0	0
92	Yannick Chandler	05:11	0/0	0/0	2 / 4	0	3	0	0	0	0	0
93	Yannick Chandler	05:11	0/0	0/0	2 / 4	0	3	0	0	0	0	0
94	Yannick Chandler	05:11	0/0	0/0	2 / 4	0	3	0	0	0	0	0
95	Yannick Chandler	05:11	0/0	0/0	2 / 4	0	3	0	0	0	0	0
96	Yannick Chandler	05:11	0/0	0/0	2 / 4	0	3	0	0	0	0	0
97	Yannick Chandler	05:11	0/0	0/0	2 / 4	0	3	0	0	0	0	0
98	Yannick Chandler	05:11	0/0	0/0	2 / 4	0	3	0	0	0	0	0
99	Yannick Chandler	05:11	0/0	0/0	2 / 4	0	3	0	0	0	0	0
100	Yannick Chandler	05:11	0/0	0/0	2 / 4	0	3	0	0	0	0	0
Team		00:57	5/24	10/15	2 / 7	0	0	0	0	43.3	66.7	11.1
Total												
PTS: 55 REB: 27 STL: 0 BLS: 0												
FG%: 20.8 FT%: 66.7 3PT%: 0.0												
AST: 0 TOV: 10 PF: 14												
Opp: 100 PTS: 100 REB: 10 STL: 0 BLS: 0												
FG%: 50.0 FT%: 100.0 3PT%: 0.0												
AST: 0 TOV: 0 PF: 0												
Team FG%: 41.7 Team FT%: 66.7 Team 3PT%: 0.0												
Team AST: 0 Team TOV: 10 Team PF: 14												
Opp FG%: 50.0 Opp FT%: 100.0 Opp 3PT%: 0.0												
Opp AST: 0 Opp TOV: 0 Opp PF: 0												
Team FG%: 41.7 Team FT%: 66.7 Team 3PT%: 0.0												
Team AST: 0 Team TOV: 10 Team PF: 14												
Opp FG%: 50.0 Opp FT%: 100.0 Opp 3PT%: 0.0												
Opp AST: 0 Opp TOV: 0 Opp PF: 0												
Team FG%: 41.7 Team FT%: 66.7 Team 3PT%: 0.0												
Team AST: 0 Team TOV: 10 Team PF: 14												
Opp FG%: 50.0 Opp FT%: 100.0 Opp 3PT%: 0.0												
Opp AST: 0 Opp TOV: 0 Opp PF: 0												
Team FG%: 41.7 Team FT%: 66.7 Team 3PT%: 0.0												
Team AST: 0 Team TOV: 10 Team PF: 14												
Opp FG%: 50.0 Opp FT%: 100.0 Opp 3PT%: 0.0												
Opp AST: 0 Opp TOV: 0 Opp PF: 0												
Team FG%: 41.7 Team FT%: 66.7 Team 3PT%: 0.0												
Team AST: 0 Team TOV: 10 Team PF: 14												
Opp FG%: 50.0 Opp FT%: 100.0 Opp 3PT%: 0.0												
Opp AST: 0 Opp TOV: 0 Opp PF: 0												
Team FG%: 41.7 Team FT%: 66.7 Team 3PT%: 0.0												
Team AST: 0 Team TOV: 10 Team PF: 14												
Opp FG%: 50.0 Opp FT%: 100.0 Opp 3PT%: 0.0												
Opp AST: 0 Opp TOV: 0 Opp PF: 0												
Team FG%: 41.7 Team FT%: 66.7 Team 3PT%: 0.0												
Team AST: 0 Team TOV: 10 Team PF: 14												
Opp FG%: 50.0 Opp FT%: 100.0 Opp 3PT%: 0.0												
Opp AST: 0 Opp TOV: 0 Opp PF: 0												
Team FG%: 41.7 Team FT%: 66.7 Team 3PT%: 0.0												
Team AST: 0 Team TOV: 10 Team PF: 14												
Opp FG%: 50.0 Opp FT%: 100.0 Opp 3PT%: 0.0												
Opp AST: 0 Opp TOV: 0 Opp PF: 0												
Team FG%: 41.7 Team FT%: 66.7 Team 3PT%: 0.0												
Team AST: 0 Team TOV: 10 Team PF: 14												
Opp FG%: 50.0 Opp FT%: 100.0 Opp 3PT%: 0.0												
Opp AST: 0 Opp TOV: 0 Opp PF: 0												
Team FG%: 41.7 Team FT%: 66.7 Team 3PT%: 0.0												
Team AST: 0 Team TOV: 10 Team PF: 14												
Opp FG%: 50.0 Opp FT%: 100.0 Opp 3PT%: 0.0												
Opp AST: 0 Opp TOV: 0 Opp PF: 0												
Team FG%: 41.7 Team FT%: 66.7 Team 3PT%: 0.0												
Team AST: 0 Team TOV: 10 Team PF: 14												
Opp FG%: 50.0 Opp FT%: 100.0 Opp 3PT%: 0.0												
Opp AST: 0 Opp TOV: 0 Opp PF: 0												
Team FG%: 41.7 Team FT%: 66.7 Team 3PT%: 0.0												
Team AST: 0 Team TOV: 10 Team PF: 14												
Opp FG%: 50.0 Opp FT%: 100.0 Opp 3PT%: 0.0												
Opp AST: 0 Opp TOV: 0 Opp PF: 0												
Team FG%: 41.7 Team FT%: 66.7 Team 3PT%: 0.0												
Team AST: 0 Team TOV: 10 Team PF: 14												
Opp FG%: 50.0 Opp FT%: 100.0 Opp 3PT%: 0.0												
Opp AST: 0 Opp TOV: 0 Opp PF: 0												
Team FG%: 41.7 Team FT%: 66.7 Team 3PT%: 0.0												
Team AST: 0 Team TOV: 10 Team PF: 14												
Opp FG%: 50.0 Opp FT%: 100.0 Opp 3PT%: 0.0												
Opp AST: 0 Opp TOV: 0 Opp PF: 0												
Team FG%: 41.7 Team FT%: 66.7 Team 3PT%: 0.0												
Team AST: 0 Team TOV: 10 Team PF: 14												
Opp FG%: 50.0 Opp FT%: 100.0 Opp 3PT%: 0.0												
Opp AST: 0 Opp TOV: 0 Opp PF: 0												
Team FG%: 41.7 Team FT%: 66.7 Team 3PT%: 0.0												
Team AST: 0 Team TOV: 10 Team PF: 14												
Opp FG%: 50.0 Opp FT%: 100.0 Opp 3PT%: 0.0												
Opp AST: 0 Opp TOV: 0 Opp PF: 0												
Team FG%: 41.7 Team FT%: 66.7 Team 3PT%: 0.0												
Team AST: 0 Team TOV: 10 Team PF: 14												
Opp FG%: 50.0 Opp FT%: 100.0 Opp 3PT%: 0.0												
Opp AST: 0 Opp TOV: 0 Opp PF: 0												
Team FG%: 41.7 Team FT%: 66.7 Team 3PT%: 0.0												
Team AST: 0 Team TOV: 10 Team PF: 14												
Opp FG%: 50.0 Opp FT%: 100.0 Opp 3PT%: 0.0												
Opp AST: 0 Opp TOV: 0 Opp PF: 0												
Team FG%: 41.7 Team FT%: 66.7 Team 3PT%: 0.0												
Team AST: 0 Team TOV: 10 Team PF: 14												
Opp FG%: 50.0 Opp FT%: 100.0 Opp 3PT%: 0.0												
Opp AST: 0 Opp TOV: 0 Opp PF: 0												
Team FG%: 41.7 Team FT%: 66.7 Team 3PT%: 0.0												
Team AST: 0 Team TOV: 10 Team PF: 14												
Opp FG%: 50.0 Opp FT%: 100.0 Opp 3PT%: 0.0												
Opp AST: 0 Opp TOV: 0 Opp PF: 0												
Team FG%: 41.7 Team FT%: 66.7 Team 3PT%: 0.0												
Team AST: 0 Team TOV: 10 Team PF: 14												
Opp FG%: 50.0 Opp FT%: 100.0 Opp 3PT%: 0.0												
Opp AST: 0 Opp TOV: 0 Opp PF: 0												
Team FG%: 41.7 Team FT%: 66.7 Team 3PT%: 0.0												
Team AST: 0 Team TOV: 10 Team PF: 14												
Opp FG%: 50.0 Opp FT%: 100.0 Opp 3PT%: 0.0												
Opp AST: 0 Opp TOV: 0 Opp PF: 0												
Team FG%: 41.7 Team FT%: 66.7 Team 3PT%: 0.0												
Team AST: 0 Team TOV: 10 Team PF: 14												
Opp FG%: 50.0 Opp FT%: 100.0 Opp 3PT%: 0.0												
Opp AST: 0 Opp TOV: 0 Opp PF: 0												
Team FG%: 41.7 Team FT%: 66.7 Team 3PT%: 0.0												
Team AST: 0 Team TOV: 10 Team PF: 14												
Opp FG%: 50.0 Opp FT%: 100.0 Opp 3PT%: 0.0												
Opp AST: 0 Opp TOV: 0 Opp PF: 0												
Team FG%: 41.7 Team FT%: 66.7 Team 3PT%: 0.0												
Team AST: 0 Team TOV: 10 Team PF: 14												
Opp FG%: 50.0 Opp FT%: 100.0 Opp 3PT%: 0.0												
Opp AST: 0 Opp TOV: 0 Opp PF: 0												
Team FG%: 41.7 Team FT%: 66.7 Team 3PT%: 0.0												
Team AST: 0 Team TOV: 10 Team PF: 14												
Opp FG%: 50.0 Opp FT%: 100.0 Opp 3PT%: 0.0												
Opp AST: 0 Opp TOV: 0 Opp PF: 0												
Team FG%: 41.7 Team FT%: 66.7 Team 3PT%: 0.0												
Team AST: 0 Team TOV: 10 Team PF: 14												
Opp FG%: 50.0 Opp FT%: 100.0 Opp 3PT%: 0.0												
Opp AST: 0 Opp TOV: 0 Opp PF: 0												
Team FG%: 41.7 Team FT%: 66.7 Team 3PT%: 0.0												
Team AST: 0 Team TOV: 10 Team PF: 14												
Opp FG%: 50.0 Opp FT%: 100.0 Opp 3PT%: 0.0												
Opp AST: 0 Opp TOV: 0 Opp PF: 0												
Team FG%: 41.7 Team FT%: 66.7 Team 3PT%: 0.0												
Team AST: 0 Team TOV: 10 Team PF: 14												
Opp FG%: 50.0 Opp FT%: 100.0 Opp 3PT%: 0.0												
Opp AST: 0 Opp TOV: 0 Opp PF: 0												
Team FG%: 41.7 Team FT%: 66.7 Team 3PT%: 0.0												
Team AST: 0 Team TOV: 10 Team PF: 14												
Opp FG%: 50.0 Opp FT%: 100.0 Opp 3PT%: 0.0												
Opp AST: 0 Opp TOV: 0 Opp PF: 0												
Team FG%: 41												

	Nova	Tenn	Points from	Nova	Tenn	Period by Period Scoring
Biggest lead	25 (2 <sup>nd</sup> 5:49)	0 (1 <sup>st</sup> 20:00)	Turnovers	13	4	1st 2nd TOT
Best Scoring Run	14 (1 <sup>st</sup> 3:01)	7 (2 <sup>nd</sup> 0:02)	Paint	26	26	Nova 35 36 71
Lead Changes	0	0	Second Chance	13	15	Tenn 15 38 53
Times Tied	0	0	Fast Breaks	8	8	


- The 17th-ranked Tennessee basketball team struggled early offensively and never found its rhythm, falling 71-53 to No. 5 Villanova on Nov. 20, 2021, at the Basketball Hall of Fame Tip-Off Tournament.
- Tennessee shot 19-59-57 (.333) from the field on Saturday. **Santiago Vescovi** was the lone Vol in double figures, tying his career high with 23 points.
  - Out of the gates, Villanova jumped out to a 17-5 lead, aided by Tennessee's 2-for-12 shooting start. The Vol cut the Wildcats' lead to eight at 19-11, but Villanova answered by taking a 35-16 run to late in the 35-16 lead into the halftime break.
  - Overall for the first half, Tennessee shot 5-12 (.427) from the field.
  - The Vols and Wildcats battled even in the second half, but Tennessee was never able to draw closer than 15 points.
  - Villanova was led by **Jermaine Samuels**, who logged 14 points and a game-high 11 rebounds.
  - Colin Gillespie** and **Brandon Slater** also scored 14 in a balanced effort for the Wildcats.

		<b>Official Basketball Score - Final</b> <b>Tennessee Tech vs. Frost</b> <b>1942-43 Tennessee State Normal, Knoxville, Tenn.</b> <b>Attendance: 138</b>										<b>Game Time: 3:01 P.M.</b> <b>Start: 7:00 P.M.</b> <b>Attendance: 138</b>
		<b>Official Radio: The Knoxville Daily Citizen, John Hampton, Sport Editor</b>										
<b>Tennessee Tech - 69</b>		<b>Record: 24-10</b>										
<b>NO. NAME</b>	<b>Min</b>	<b>PTS</b>	<b>FG</b>	<b>FT</b>	<b>REB</b>	<b>AST</b>	<b>PF</b>	<b>TP</b>	<b>ST</b>	<b>TO</b>	<b>BLKS</b>	<b>PTS</b>
1 Armando Sylla	17:08	36	10	24	2	7	3	3	0	1	1	33
2 Alvin Johnson	17:08	36	10	24	2	7	3	3	0	1	1	33
3 Charles W. Smith	17:08	36	10	24	2	7	3	3	0	1	1	33
4 Dante Wood	07:15	28	10	11	2	1	3	3	0	2	0	19
5 William Johnson	07:15	28	10	11	2	1	3	3	0	2	0	19
6 Charles Cleveland	07:15	28	10	11	2	1	3	3	0	2	0	19
7 Larry Clark	04:21	13	3	6	2	1	1	1	1	3	1	9
8 Daniel Ramsey	19:07	58	1	2	2	1	1	1	1	1	0	1
9 Henry White Jr.	13:04	4	0	0	0	0	0	0	0	0	0	0
10 Charles Hamilton	18:24	01	0	1	2	0	0	0	0	0	0	0
11 Robert Johnson	07:15	04	0	2	0	0	0	0	0	0	0	0
12 Baby Charles	00:34	00	0	0	0	0	0	0	0	0	0	0
<b>Team</b>												
	26:55	164	11	11	18	22	12	10	19	7	13	51

[illegible]

Original Date	3/2 <sup>nd</sup> 16:57	14/2 <sup>nd</sup> 1:48	Turnovers	15	24		1st	2nd	TOT
Best Scoring Run	7/1 <sup>st</sup> 0:01	8/2 <sup>nd</sup> 11:15	Paint	32	48				
Lead Changes	14		Second Chance	13	12	TECH	35	34	69
Times Tied	5		Fast Breaks	9	14				
Time with Lead	07:03	31:09	Bench	21	18	TENN	34	46	80

- Tennessee's offense surged in the second half, as the 15th-ranked Vols took down Tennessee Tech, 80-69, on Nov. 26, 2021, at Thompson-Boling Arena.
- The Vols (4-1) shot 17-of-28 (.607) in the second half, including 4-of-8 (.500) from deep to propel themselves to victory. **Oliver Nkamhoua** was a perfect 6-for-6 in the second half and 8-for-8 for the game. Of his team-high 18 points, 13 came in the second half. **Santiago Vescovi** joined him in double-digits for the second half, scoring 11 of his points in the final stanza.
- **Kennedy Chandler**, **John Fulkerson** and **Brandon Huntley-Hatfield** also scored in double figures for the game with 15, 14 and 12, respectively. Huntley-Hatfield's 12 points marked a career-high by way of 6-for-7 shooting.
- Chandler jolted energy into the crowd of 16,909 at Thompson-Boling Arena, throwing down a pair of breakaway dunks in the second half—the latter of which gave Tennessee its largest lead of the game at the time at 64-51. The Vols jumped ahead by way of a 15-4 run spanning 7:38 in the middle portion of the second half. Huntley-Hatfield accounted for seven of those points.
- After trailing at halftime, the Tennessee offense came out firing in the second half, courtesy of a pair of Vescovi 3-pointers. UT struggled from deep in the first half, making only 2-of-15 (.133) from beyond the arc.
- The Vols utilized a relentless scoring effort close to the basket to jump ahead, as Tennessee outscored the Golden Eagles, 48-32, in the paint.
- The Vols forced TTU into 19 turnovers and had 11 steals. Chandler posted five steals and has totaled eight in his last two games at Thompson-Boling Arena, while Vescovi added three and has four straight games with multiple steals. Tennessee has already recorded three games this season with double-digit steals after having just eight total in each of the last two seasons combined. Around the glass, Huntley-Hatfield tallied two blocks, while Chandler and Fulkerson each notched one.
- After the teams battled back and forth during the first half, Tennessee Tech took a 35-34 lead into halftime on a **Jr. Clay** 3-point at the buzzer. The Vols led by as many as seven points, but were unable to pull away.
- Clay was Tech's leading scorer, finishing with a game-high 19 points.

	Official Basketball Scores for <b>East Tennessee State at Tennessee</b> 11/17/2019 Tennessee vs. Tennessee 2020-21 Season												Game Time: 7:00 PM Attendance: 15,556														
East Tennessee State - 62																											
Record: 62																											
HO. Name	Min	PTS	FG	3P	FT	Reb	Ass	TO	PF	Blk	Stl	OT	Shooting By Period														
1. J. Adkins	11:30	21.0	8/13	2/5	0/0	1	0	0	3	0	1	0	1ST FGM: 7-10 68.75%	1ST FGM: 7-10 68.75%													
14. J. Brewer	11:38	24.7	10/15	4/6	1/1	1	4	0	5	1	2	0	2ND FGM: 5-9 55.56%	2ND FGM: 5-9 55.56%													
2. Jordan King	32:29	8.10	4/9	0/0	0/0	1	2	3	1	0	7	1	3RD FGM: 1-1 50.00%	3RD FGM: 1-1 50.00%													
4. David Smith	20:50	2.00	1/2	0/0	0/0	0	0	0	0	0	4	0	4TH FGM: 0-0 0.00%	4TH FGM: 0-0 0.00%													
15. Lawrence Dierker	0:20	0.00	0/0	0/0	0/0	0	0	0	0	0	1	1	1ST FT: 0/0 0.00%	1ST FT: 0/0 0.00%													
16. J. Williams	15:00	0.00	0/0	0/0	0/0	0	0	0	0	0	0	0	2ND FT: 0/0 0.00%	2ND FT: 0/0 0.00%													
23. Vonn Peterson	12:17	23.3	0/1	0/0	0/0	0	0	0	1	4	1	0	3RD FT: 10/12 83.33%	3RD FT: 10/12 83.33%													
33. Charles Walker	10:00	0.00	0/0	0/0	0/0	0	0	0	0	0	0	0	4TH FT: 0/0 0.00%	4TH FT: 0/0 0.00%													
1. Mubuy Versa	25:13	0.00	0/0	0/0	0/0	0	0	0	0	0	0	0															
20. Kordell Chaves	14:44	0.00	0/2	0/0	0/0	4	1	2	3	0	1	0	Don't Blk Rebounds: 10														
<b>Totals</b>	<b>119:50</b>	<b>103-116</b>	<b>5.20</b>	<b>25.20</b>	<b>15.60</b>	<b>62</b>	<b>10</b>	<b>62</b>	<b>10</b>	<b>6</b>	<b>3</b>	<b>32</b>															

Name - #4		Person 20										Shooting By Person		
NO.	Name	FT		3P		RB		Fouls		PTS		Blocks	Sts	
		M	A	M	A	M	A	M	A	M	A			
1	Johnny Flannery	F22:00	24	0	2	2	4	6	10	0	1	0	2	0
2	James McManus	F22:00	24	0	2	2	4	6	10	0	1	0	2	0
3	Kevin Dunne	F22:00	68	23	0	2	1	4	5	2	18	6	1	3
4	James O'Connell	F22:00	24	0	2	2	4	6	10	0	1	0	2	0
5	Joey-Jordan James	G20:01	24	0	4	1	5	6	2	2	2	2	0	2
6	James O'Connell	F22:00	24	0	2	2	4	6	10	0	1	0	2	0
7	Victor Bailey-Jr	F21:45	44	16	0	1	3	6	9	2	3	1	3	3
8	Brandon Hartley-Jeffery	F21:55	04	0	3	3	3	6	1	2	3	0	1	2
9	James O'Connell	F22:00	24	0	2	2	4	6	10	0	1	0	2	0
10	Justin Power	F22:00	67	14	0	1	1	2	1	10	0	0	0	1
11	James O'Connell	F22:00	24	0	2	2	4	6	10	0	1	0	2	0
12	James O'Connell	F22:00	24	0	2	2	4	6	10	0	1	0	2	0
13	James O'Connell	F22:00	24	0	2	2	4	6	10	0	1	0	2	0
14	James O'Connell	F22:00	24	0	2	2	4	6	10	0	1	0	2	0
15	James O'Connell	F22:00	24	0	2	2	4	6	10	0	1	0	2	0
16	James O'Connell	F22:00	24	0	2	2	4	6	10	0	1	0	2	0
17	James O'Connell	F22:00	24	0	2	2	4	6	10	0	1	0	2	0
18	James O'Connell	F22:00	24	0	2	2	4	6	10	0	1	0	2	0
19	James O'Connell	F22:00	24	0	2	2	4	6	10	0	1	0	2	0
20	James O'Connell	F22:00	24	0	2	2	4	6	10	0	1	0	2	0
21	James O'Connell	F22:00	24	0	2	2	4	6	10	0	1	0	2	0
22	James O'Connell	F22:00	24	0	2	2	4	6	10	0	1	0	2	0
23	James O'Connell	F22:00	24	0	2	2	4	6	10	0	1	0	2	0
24	James O'Connell	F22:00	24	0	2	2	4	6	10	0	1	0	2	0
25	James O'Connell	F22:00	24	0	2	2	4	6	10	0	1	0	2	0
26	James O'Connell	F22:00	24	0	2	2	4	6	10	0	1	0	2	0
27	James O'Connell	F22:00	24	0	2	2	4	6	10	0	1	0	2	0
28	James O'Connell	F22:00	24	0	2	2	4	6	10	0	1	0	2	0
29	James O'Connell	F22:00	24	0	2	2	4	6	10	0	1	0	2	0
30	James O'Connell	F22:00	24	0	2	2	4	6	10	0	1	0	2	0
31	James O'Connell	F22:00	24	0	2	2	4	6	10	0	1	0	2	0
32	James O'Connell	F22:00	24	0	2	2	4	6	10	0	1	0	2	0
33	James O'Connell	F22:00	24	0	2	2	4	6	10	0	1	0	2	0
34	James O'Connell	F22:00	24	0	2	2	4	6	10	0	1	0	2	0
35	James O'Connell	F22:00	24	0	2	2	4	6	10	0	1	0	2	0
36	James O'Connell	F22:00	24	0	2	2	4	6	10	0	1	0	2	0
37	James O'Connell	F22:00	24	0	2	2	4	6	10	0	1	0	2	0
38	James O'Connell	F22:00	24	0	2	2	4	6	10	0	1	0	2	0
39	James O'Connell	F22:00	24	0	2	2	4	6	10	0	1	0	2	0
40	James O'Connell	F22:00	24	0	2	2	4	6	10	0	1	0	2	0
41	James O'Connell	F22:00	24	0	2	2	4	6	10	0	1	0	2	0
42	James O'Connell	F22:00	24	0	2	2	4	6	10	0	1	0	2	0
43	James O'Connell	F22:00	24	0	2	2	4	6	10	0	1	0	2	0
44	James O'Connell	F22:00	24	0	2	2	4	6	10	0	1	0	2	0
45	James O'Connell	F22:00	24	0	2	2	4	6	10	0	1	0	2	0
46	James O'Connell	F22:00	24	0	2	2	4	6	10	0	1	0	2	0
47	James O'Connell	F22:00	24	0	2	2	4	6	10	0	1	0	2	0
48	James O'Connell	F22:00	24	0	2	2	4	6	10	0	1	0	2	0
49	James O'Connell	F22:00	24	0	2	2	4	6	10	0	1	0	2	0
50	James O'Connell	F22:00	24	0	2	2	4	6	10	0	1	0	2	0
51	James O'Connell	F22:00	24	0	2	2	4	6	10	0	1	0	2	0
52	James O'Connell	F22:00	24	0	2	2	4	6	10	0	1	0	2	0
53	James O'Connell	F22:00	24	0	2	2	4	6	10	0	1	0	2	0
54	James O'Connell	F22:00	24	0	2	2	4	6	10	0	1	0	2	0
55	James O'Connell	F22:00	24	0	2	2	4	6	10	0	1	0	2	0
56	James O'Connell	F22:00	24	0	2	2	4	6	10	0	1	0	2	0
57	James O'Connell	F22:00	24	0	2	2	4	6	10	0	1	0	2	0
58	James O'Connell	F22:00	24	0	2	2	4	6	10	0	1	0	2	0
59	James O'Connell	F22:00	24	0	2	2	4	6	10	0	1	0	2	0
60	James O'Connell	F22:00	24	0	2	2	4	6	10	0	1	0	2	0
61	James O'Connell	F22:00	24	0	2	2	4	6	10	0	1	0	2	0
62	James O'Connell	F22:00	24	0	2	2	4	6	10	0	1	0	2	0
63	James O'Connell	F22:00	24	0	2	2	4	6	10	0	1	0	2	0
64	James O'Connell	F22:00	24	0	2	2	4	6	10	0	1	0	2	0
65	James O'Connell	F22:00	24	0	2	2	4	6	10	0	1	0	2	0
66	James O'Connell	F22:00	24	0	2	2	4	6	10	0	1	0	2	0
67	James O'Connell	F22:00	24	0	2	2	4	6	10	0	1	0	2	0
68	James O'Connell	F22:00	24	0	2	2	4	6	10	0	1	0	2	0
69	James O'Connell	F22:00	24	0	2	2	4	6	10	0	1	0	2	0
70	James O'Connell	F22:00	24	0	2	2	4	6	10	0	1	0	2	0
71	James O'Connell	F22:00	24	0	2	2	4	6	10	0	1	0	2	0
72	James O'Connell	F22:00	24	0	2	2	4	6	10	0	1	0	2	0
73	James O'Connell	F22:00	24	0	2	2	4	6	10	0	1	0	2	0
74	James O'Connell	F22:00	24	0	2	2	4	6	10	0	1	0	2	0
75	James O'Connell	F22:00	24	0	2	2	4	6	10	0	1	0	2	0
76	James O'Connell	F22:00	24	0	2	2	4	6	10	0	1	0	2	0
77	James O'Connell	F22:00	24	0	2	2	4	6	10	0	1	0	2	0
78	James O'Connell	F22:00	24	0	2	2	4	6	10	0	1	0	2	0
79	James O'Connell	F22:00	24	0	2	2	4	6	10	0	1	0	2	0
80	James O'Connell	F22:00	24	0	2	2	4	6	10	0	1	0	2	0
81	James O'Connell	F22:00	24	0	2	2	4	6	10	0	1	0	2	0
82	James O'Connell	F22:00	24	0	2	2	4	6	10	0	1	0	2	0
83	James O'Connell	F22:00	24	0	2	2	4	6	10	0	1	0	2	0
84	James O'Connell	F22:00	24	0	2	2	4	6	10	0	1	0	2	0
85	James O'Connell	F22:00	24	0	2	2	4	6	10	0	1	0	2	0
86	James O'Connell	F22:00	24	0	2	2	4	6	10	0	1	0	2	0
87	James O'Connell	F22:00	24	0	2	2	4	6	10	0	1	0	2	0
88	James O'Connell	F22:00	24	0	2	2	4	6	10	0	1	0	2	0
89	James O'Connell	F22:00	24	0	2	2	4	6	10	0	1	0	2	0
90	James O'Connell	F22:00	24	0	2	2	4	6	10	0	1	0	2	0
91	James O'Connell	F22:00	24	0	2	2	4	6	10	0	1	0	2	0
92	James O'Connell	F22:00	24	0	2	2	4	6	10	0	1	0	2	0
93	James O'Connell	F22:00	24	0	2	2	4	6	10	0	1	0	2	0
94	James O'Connell	F22:00	24	0	2	2	4	6	10	0	1	0	2	0
95	James O'Connell	F22:00	24	0	2	2	4	6	10	0	1	0	2	0
96	James O'Connell	F22:00	24	0	2	2	4	6	10	0	1	0	2	0
97	James O'Connell	F22:00	24	0	2	2	4	6	10	0	1	0	2	0
98	James O'Connell	F22:00	24	0	2	2	4	6	10	0	1	0	2	0
99	James O'Connell	F22:00	24	0	2	2	4	6	10	0	1	0	2	0
100	James O'Connell	F22:00	24	0	2	2	4	6	10	0	1	0	2	0
Team						2	3	5	0	0	0			

	ETSU	TENN	Points from ETSU/TENN	Period by Period Scoring
				1st 2nd TOT
Biggest lead	3 (1 <sup>st</sup> 19-50)	40 (2 <sup>nd</sup> 1-51)	Turnovers	10 26
Best Scoring Run	8 (2 <sup>nd</sup> 00-05)	14 (2 <sup>nd</sup> 17-38)	Paint	18 42
Lead Changes	1		Second Chance	5 20
Times Tied	2		Fast Breaks	8 22
				TENN 48 48 96

- With a strong effort both ends of the floor, No. 18 Tennessee defeated ETSU, 94-62, on Nov. 14, 2021, at Thompson-Boling Arena.
- The Vols (2-0) held ETSU to 19-of-56 (33.9 percent) shooting while reaching the 90-point mark for the second time in as many games.
- **Oliver Nkamhoua** led the Vols in scoring and set a new career-high, scoring 23 points on 9-of-14 shooting from the field. He knocked down both three pointers he attempted and also secured eight rebounds. **Kennedy Chandler**, UT's second-high-scorer, scored 16 points on 6-of-11 shooting. Chandler also had a career-high 10 rebounds, including all of his points in the first half, notching 16 on 6-of-9 shooting. He added six assists, five rebounds and three steals.
- On the defensive end, Tennessee racked up 14 steals as a team—its most in a game since Feb. 7, 2015. The Vols also pulled down 51 rebounds, their first time nabbing more than 50 boards since Nov. 28, 2018.
- The win marked the 729th of head coach **Rick Barnes'** career, tying him for 16th on the Division I all-time wins list with **Norm Stewart** and **Jerry Tarkanian**.
- Tennessee saw its offense explode out of the gates, posting 46 points in the first half after going on a pair of long scoring runs. Holding a narrow 13-11 lead at the 15:41 mark in the first half, the Vols put together an 11-0 run to extend their lead to 13 points. UT also rounded out the half on a 15-1 run in the last 5:47. **John Fulkerson** dominated the game in the period, pulling down eight rebounds in his first game back from injury. He finished with 10 and was the only Vol with double-digit boards.
- Nkamhoua and **Justin Powell** both finished in double figures for the second half, scoring 16 and 11, respectively. Sixteen Volunteers played in the half, as senior Knoxville native **Brock Jancek** recorded his first career points on a pair of free throws with less than two minutes left in the game. **Jonas Aido** and **Isiah Sulak** both made their career debuts, while Kent Glick checked into the second game of his career.
- It was the second game as ETSU's head coach for former Vols assistant **Desmond Oliver**.

NCAA		Tennessee at North Carolina										Game Duration: 1st Half: 20:00 2nd Half: 20:00 Total: 40:00	
		2017-18 Seasonal										Opponent: West Virginia, Duke, James Lusk	
Tennessee - 39		Request: 3-9											
TS	BB	FG	3P	FT	Rebounds	Fouls	PA	TO	ST	BKCs	Shooting %	Free %	Paint %
1 John Fulkerson	P	26:44	6/7	0/0	11	2	3	6	1	1	27.3%	25.0%	27.3%
2 Devin Nwankwo	F	20:00	1/1	0/0	1	0	1	1	0	0	100%	25.0%	100%
3 Kennedy Chandler	C	33:00	6/13	2/3	0/0	5	5	1	2	1	46.2%	33.3%	50.0%
4 Justin Fulkerson	C	22:24	4/8	0/0	0	2	2	0	1	0	50%	0%	66.7%
5 Jordan Vasquez	F	16:00	0/0	0/0	0	0	0	0	0	0	0%	0%	0%
6 Victor Bailey Jr	F	05:47	1/4	0/0	0	1	1	0	0	0	25%	0%	0%
7 Jalen Phillips	F	12:27	2/3	0/0	0	0	0	0	0	0	66.7%	0%	0%
8 Brandon Whitfield	T	22:53	3/7	0/0	0	2	3	5	0	1	42.9%	0%	60.0%
9 Zaka Ziegler	F	27:47	1/0	0/0	1	2	3	1	0	0	0%	0%	0%
10 Jaron Aday	F	05:46	0/0	0/0	0	0	0	0	0	0	0%	0%	0%
Totals			20/30	2/3	6/5	1	16	19	28	5	41.7%	25.0%	50.0%
		Technical Fouls: NONE											

New Orleans - F2														
NO	Name	Min	Pts	FG	3P	FT	Rebounds	Fovs	Fov%	AST	TO	STL	BLKs	Shooting by Period
1	Adrian Davis	17:00	10	5	0	0	1	1	1	1	0	0	0	FG% 10.00 50.00 50.00
3	Danavon Garcia	F 17:46	27	11	0	1	2	3	2	1	0	0	0	FG% 41.0 10.0 10.0
1	Laaky Black	00:19:18	0	0	0	0	2	2	1	1	2	0	0	FT% 8.0 0.0 0.0
2	Cambo Lee	00:19:18	0	0	0	0	2	2	1	1	2	0	0	FT% 10.00 10.00 10.00
4	Ali Davis	00:20:01	21	3	0	0	7	4	2	7	14	4	0	FG% 10.0 10.0 10.0
5	Anthony Harris	00:20:01	0	0	0	0	0	0	0	0	0	0	0	FG% 0.00 0.00 0.00
6	Anthony Harris	13:29	0	0	0	0	0	0	2	1	0	0	0	3PT% 10.0 10.0 10.0
45	Brady Miles	20:59	7	2	0	0	4	4	3	3	2	2	0	3PT% 19.22 8.33 45.45
46	Corey Styles	00:20:01	0	0	0	0	0	0	0	0	0	0	0	Overall Rebound %
Team							0	4	4	0	0	0	0	
Totals		22:05	125	38	18	25	23	25	25	25	25	25	25	Technical Fouls-None

		TEN		UNC		Points from Period		Period by Period Scoring	
Biggest Lead	2nd 20:00-22:00	1st 00:00-10:00	2nd 10:00-20:00	1st 00:00-10:00	2nd 10:00-20:00	1st 00:00-10:00	2nd 10:00-20:00	1st 00:00-10:00	2nd 10:00-20:00
Lead Changes	20:00-22:00	10:00-20:00	00:00-10:00	20:00-22:00	10:00-20:00	00:00-10:00	20:00-22:00	10:00-20:00	00:00-10:00
Second Chance %	7.14	14.29	0.00	7.14	14.29	0.00	7.14	14.29	0.00
	TEN	35	50	88					

Time with Lead	37:45	01:14	Bench	30	24	UNC	32	40	72
----------------	-------	-------	-------	----	----	-----	----	----	----

- The 17th-ranked Tennessee basketball team controlled the game from start to finish and closed out the Basketball Hall of Fame Tip-Off with a victory, taking down No. 18 North Carolina, 89-72, on Nov. 21, 2021.

- The 17th-ranked Tennessee basketball team controlled the game from start to finish and closed out the Basketball Hall of Fame Tip-off with a victory, taking down No. 18 North Carolina, 89-72, on Nov. 21, 2021.
- Four Vols scored in double figures during the win, led by freshman **Zakai Zeigler**, who scored a career-high 18 on 7-for-10 shooting—including 3-for-5 from 3-point range. Zeigler also had five assists and did not commit a turnover in 28 minutes of action.
- Junior **Santiago Vescovi** had a productive outing for the second consecutive game, scoring 17 points and grabbing a career-high nine rebounds. Freshman **Kennedy Chandler** had his third double-figure scoring outing in four games as a Vol, finishing with 14 points, eight rebounds and five assists.
- Super-senior **John Fulkerson** shot 6-for-7 from the field, scoring a season-high 13 points, dishing out a career-high six assists and tallying five rebounds.
- As a team, Tennessee (3-1) shot a season-high 54.3 percent (38-for-70) from the field, including 65.6 percent during the second half (21-for-32).
- After taking a seven-point lead into halftime, Tennessee came out hot offensively in the second half, hitting nine of its first 10 shots and building its lead to 15 points on an **Oliver Nnamakoha** jumper in the paint at the 14:30 mark.
- From that point forward, North Carolina never drew closer than nine points, while Tennessee extended its lead to as many as 20 points.
- Coming out of the gates playing solid on both ends of the floor, Tennessee held a 39-32 lead at the halftime break.
- After the teams battled back and forth for the opening eight minutes of the game, the Vols used a 10-2 run to take a 23-16 lead and despite runs by North Carolina, did not trail for the remainder of the period or the rest of the game.
- Tennessee used a balanced scoring attack early in the contest, as the Vols' first 23 points came from eight different players. The Big Orange defense was also swarming during the opening 20 minutes, forcing nine UNC turnovers.

[illegible]

Player - #		Report - 5										Player - #	
NO.	Name	Mts	FO	3P	FT	Rebounds	Points	AST	ST	BLKs	TOs	Shooting By Period	
												1st	
10	John Clavner	24:34	12	0	2	2	5	3	4	4	0	25	
												FG: 9-14 44%	
11	Owen Chaworth	18:31	12	0	0	0	1	2	3	1	2	18	
												FG: 4-14 29%	
12	Victor Bascari	01:04	48	0	0	2	0	0	0	0	0	16	
												FG: 5-13 38%	
13	Michael Johnson	01:00	10	0	0	0	0	0	0	0	0	16	
												FG: 5-13 38%	
15	Zach Ziegler	13:11	35	23	1	10	0	0	3	1	2	18	
												GMFG: 33-59 55%	
24	Justin Popen	21:22	56	5	0	0	0	1	1	0	3	21	
												FG: 14-27 51%	
26	Brandon Huntley - Hatched	15:35	10	0	0	2	2	1	0	0	0	21	
												FG: 4-10 40%	
35	Jeffrey Johnson	05:07	10	0	0	0	0	0	0	0	0	16	
												FG: 4-10 40%	
39	Clinton Obundede	05:52	11	1	1	0	3	3	0	1	1	9	
												FG: 4-10 40%	
40	Jonas Adebo	04:58	11	0	0	0	0	0	0	1	0	9	
												FG: 4-10 40%	
59	Brook Williams	05:00	10	0	0	0	0	0	0	0	0	2	
												FG: 4-10 40%	
61	Isaiah Starks	02:17	0	0	0	0	0	0	0	0	0	2	
												FG: 4-10 40%	
62	Tim Gilbert	01:55	0	1	1	0	0	0	0	0	0	2	
												FG: 4-10 40%	
Team						0 - 3	3	5	0	0	0		

Technical Fouls: NONE			
	PRES	TENN	
Biggest lead	2 (1 <sup>st</sup> 14:22)	43 (2 <sup>nd</sup> 9:31)	
Best Scoring Run	6 (1 <sup>st</sup> 7:15)	19 (2 <sup>nd</sup> 19:46)	
Lead Changes	2		
Times Tied	2		
		Points from	
		PRES	TENN
		Turnovers	8 33
		Paint	14 38
		Second Chance	3 7
		Fast Breaks	4 18
		Period by Period Scoring	
		1st	2nd
		TOT	
		PRES	21 23 44
		TENN	45 44 89

- **Kennedy Chandler** tied a program record with seven steals as No. 13 Tennessee downed **Perryman**, 86-44, on Nov. 30, 2021, at Thompson-Boling Arena.
- In another record-book highlight, sophomore **Justin Powell** became only the ninth Vol in program history to shoot 100 percent from 3-point range when firing at least five attempts.
  - Tennessee (5-1) was propelled by 14-of-27 (.519) shooting from beyond the 3-point arc. It was the first time the Vols have shot better than 50 percent while attempting 20 or more 3-pointers since Nov. 12, 2019, when UT shot .545 against Murray State.
  - The Vols showed especially stingy defense as they have all season long. Chandler became the seventh Vol ever to reach the seven-steal mark and the first since **Vincent Yarbrough** on Dec. 22, 1998. The freshman standout has 12 steals in his last two games and 15 in his last three games inside Thompson-Boling Arena.
- Chandler's terrific night saw him record 15 points on 7-of-14 shooting from the field. He added seven assists and his fifth block of the season.
- Powell performed a potent scoring punch off the bench, shooting 5-for-5 from 3-point range to match Chandler with 15 points. Powell became the first Vol to shoot five or more points in a game without a miss since Jordan Bowden in December of 2017.
- **Vic Jellison Jr.** also scored in double figures with 14 points. He shot strictly threes and hit 4-of-8 from deep, while also knocking down a pair of free throws. **Santiago Vescovi** finished with 11 points and four assists.
- Tennessee made 14 threes during the win, including nine in the first half. Six different Vols connected on triples. After averaging 6.6 made 3-pointers per game for the 2020-21 season, the Vols are averaging 10.2 per game through six games this year.
- Presbyterian's **Rayshon Harrison**, who entered the game tied for 16th in the nation with 21.3 points per game, was limited to just seven points on 3-for-10 shooting.





2021-22 TENNESSEE BASKETBALL / UTSPORTS.COM / @VOL\_HOOPS

# TENNESSEE BASKETBALL

## BOX SCORES

Official Basketball Box Score - Final Florida at Tennessee 02/02/22 Thompson-Boling Arena, Knoxville, Tenn. 2021-22 Men's Basketball														
Game Time: 02:01 PM Game Duration: 2:18 Attendance: 20,789														
Officials: Pat Adams, Sam Lucas, Vladimir Vujacic														
Tennessee - 71														
Record: 16-5 (3-0)														
NO. Name	Min	FG	3P	FT	Rebounds	Points	TP	AS	TO	ST	Blocks	BS	BS	BS
10 Anthony Dungs	F 33:06	0-0	0-0	4-4	2	8	1	1	2	0	1	0	0	1
33 Jason Johnson	C 13:28	12-12	0-0	0-0	1	11	1	1	2	0	0	0	0	1
14 Kameron Chandler	G 22:16	4-4	0-0	1-1	2	10	1	1	2	0	0	0	0	1
22 Tyre Apleby	G 35:40	4-8	4-4	0-0	1	11	1	2	16	7	5	2	0	1
23 Brandon McKissick	G 20:40	3-8	2-7	0-0	1	4	2	0	1	1	1	0	1	0
15 Mason Jones	28:16	1-4	1-1	0	3	3	2	1	0	2	0	0	0	1
24 Phaedron Fleming Jr.	29:01	5-11	1-5	0-2	4	13	11	3	0	2	1	0	0	1
12 Traugott Hamilton	12:56	1-2	0-0	0-0	1	2	1	0	1	0	0	0	0	1
19 Elijah Kennedy	02:54	0-1	0-1	0-0	0	2	0	0	2	0	0	0	0	0
1 C.J. Felber	02:47	0-1	0-0	0-0	0	0	0	0	0	0	0	0	0	1
<b>Team</b>														
<b>Totals</b>		26-50	10-33	9-17	7	74	71	14	71	15	13	9	3	7

Technical Fouls: Vols 1 * 11-14														
Tennessee - 78														
Record: 14-5 (3-0)														
NO. Name	Min	FG	3P	FT	Rebounds	Points	TP	AS	TO	ST	Blocks	BS	BS	BS
13 Olivier Nkamhoua	F 21:07	3-7	0-0	0-0	1	3	4	1	1	3	1	0	0	1
33 Unus Plavsic	G 09:02	0-0	0-0	0-0	1	0	0	0	0	0	0	0	0	1
11 Kennedy Chandler	G 30:06	5-13	1-3	0-0	1	3	17	5	3	0	0	0	0	1
30 Josiah-Jordan James	B 28:16	6-10	0-0	0-0	3	3	2	3	2	4	2	0	0	1
23 Brandon McKissick	G 04:01	0-0	0-0	0-0	1	0	0	0	0	0	0	0	0	0
10 John Fulkerson	17:41	3-5	0-0	3-3	2	2	3	9	0	1	0	0	0	0
6 Zakai Zeigler	26:27	3-5	0-0	0-0	1	3	1	4	2	1	0	0	0	0
24 Justin Powell	21:47	1-4	0-1	0-0	2	2	4	0	2	3	2	0	0	1
19 Jarrell Mashack	01:28	0-0	0-0	0-0	0	0	0	0	0	0	0	0	0	0
12 Victor Bailey Jr.	02:11	0-1	0-1	0-0	1	0	1	0	1	0	0	0	0	0
<b>Team</b>														
<b>Totals</b>		25-55	11-24	17-35	24	34	78	22	16	6	5	3	7	4

- Solid play on both ends of the floor in the second half helped the No. 18 Tennessee men's basketball come from behind to defeat the Florida Gators, 78-71, on Jan. 26, 2022, at Thompson-Boling Arena.
- **Santiago Vescovi** posted a tremendous scoring night with 23 points, tying a career-high. It was his fourth game of 20+ points this season; before this year he only did so once. His big night came primarily from beyond the arc, as he sank 5-of-8 from 3-point range.
- Freshmen **Kennedy Chandler** and **Zakai Zeigler** also scored in double figures with 17 and 11, respectively. Zeigler was accurate from beyond the 3-point arc, making 3-of-5, and he set a new career-high in rebounds, pulling down six. Chandler, on the other hand, was automatic from the free-throw line making all six of his attempts.
- Tennessee (14-5, 3-3 SEC) separated itself from Florida (12-8, 3-5 SEC) on the boards and in the playmaking game. The Big Orange out-rebounded Florida, 34-24 and tallied 22 assists to Florida's 15.
- Tennessee finished the game 17-for-18 (.944) at the free-throw line
- The crowd of 20,789 was electric during the midweek battle, nearly bellowing the roof off of Thompson-Boling Arena after a clutch and-1 from **John Fulkerson** with four minutes remaining in the game. Fulkerson tallied three blocks on the night, his sixth contest this season with multiple swatted shots.
- The Gators' offense was led by **Anthony Duruji** and **Tyree Apleby** who both scored 16. Apleby added a team-high seven assists.
- Florida began the evening white hot, shooting 5-of-6 on 3-pointers and 8-of-11 from the floor. Tennessee's offense found an answer after the under-12 media timeout, sinking three treys in a row—two from Zeigler and one from Chandler—to bring the Big Orange back from a 13-point deficit to within four. Vescovi cashed in eight points in the last two minutes, as Tennessee trailed, 42-34, at the break.
- Tennessee played a complete second half to complete the comeback over the Gators. The Vols held Florida to only 29 points in the period and capitalized on an 11-2 run lasting five minutes in the middle of the frame. UT fired at a 50 percent clip from the floor in the second half and could not miss at the line, making all 13 attempts from the charity stripe.

Game Time: 02:01 PM Game Duration: 2:18 Attendance: 20,789														
Officials: Pat Adams, Sam Lucas, Vladimir Vujacic														
Tennessee - 80														
Record: 15-5 (3-0)														
NO. Name	Min	FG	3P	FT	Rebounds	Points	TP	AS	TO	ST	Blocks	BS	BS	BS
10 Ethan Henderson	F 54:44	5-11	0-0	1-2	1	2	1	1	3	0	1	0	0	1
5 Hassan Adams	G 14:25	0-4	0-2	1-1	2	1	1	2	1	0	1	0	0	1
11 Kennedy Chandler	G 25:44	1-2	0-0	1-1	2	3	1	1	2	0	0	0	0	1
23 Tyre Apleby	G 24:20	5-9	0-2	1-1	3	4	7	0	11	3	1	0	0	1
30 Josiah-Jordan James	G 24:55	1-2	1-1	0-0	0	2	1	0	0	0	0	0	0	0
6 Zakai Zeigler	21:41	3-9	1-2	0-0	2	2	2	2	4	0	3	0	0	1
23 Brandon McKissick	19:25	6-7	2-2	0-0	1	1	2	1	3	14	0	1	0	0
19 Jarrell Mashack	18:42	5-6	1-1	0-0	1	2	1	1	0	0	0	0	0	0
12 Victor Bailey Jr.	18:06	1-1	0-0	1-1	2	1	2	0	0	0	0	0	0	1
24 Hayden Hedder	06:13	0-2	0-2	0-0	0	0	0	0	0	0	0	0	0	1
<b>Team</b>														
<b>Totals</b>		26-59	12-21	25-32	12	25	80	11	16	11	13	5	1	10

Technical Fouls: NONE														
Tennessee - 90														
Record: 15-5 (3-0)														
NO. Name	Min	FG	3P	FT	Rebounds	Points	TP	AS	TO	ST	Blocks	BS	BS	BS
13 Olivier Nkamhoua	F 20:26	5-10	1-2	0-0	4	3	7	3	14	15	0	1	0	3
33 Unus Plavsic	F 16:59	1-2	0-0	2-2	3	4	1	2	3	2	0	0	0	0
11 Kennedy Chandler	G 30:06	5-11	1-4	0-0	2	2	3	4	18	7	4	0	0	1
30 Josiah-Jordan James	G 23:45	4-8	0-0	1-1	2	3	2	3	9	1	2	0	0	1
23 Brandon McKissick	G 23:45	4-8	0-0	1-1	2	3	2	3	9	1	2	0	0	1
10 John Fulkerson	G 23:45	4-8	0-0	1-1	2	3	2	3	9	1	2	0	0	1
6 Zakai Zeigler	G 23:45	4-8	0-0	1-1	2	3	2	3	9	1	2	0	0	1
24 Justin Powell	G 23:45	4-8	0-0	1-1	2	3	2	3	9	1	2	0	0	1
19 Jarrell Mashack	G 23:45	4-8	0-0	1-1	2	3	2	3	9	1	2	0	0	1
12 Victor Bailey Jr.	G 23:45	4-8	0-0	1-1	2	3	2	3	9	1	2	0	0	1
24 Justin Powell	G 23:45	4-8	0-0	1-1	2	3	2	3	9	1	2	0	0	1
19 Jarrell Mashack	G 23:45	4-8	0-0	1-1	2	3	2	3	9	1	2	0	0	1
<b>Team</b>														
<b>Totals</b>		26-57	11-26	21-27	16	34	90	22	17	12	5	1	10	3

- Shooting 57 percent in the second half and boasting five players who scored in double figures, the No. 22 Tennessee men's basketball team defeated Texas A&M, 90-80, on Feb. 1, 2022, at Thompson-Boling Arena.
- Tennessee (16-5, 6-4 SEC) was in rhythm all night shooting the basketball, making 29-of-57 (.509) from the floor and 11-of-26 (.423) from 3-point range. The second half was especially successful, as the Volunteers were 15-of-26 (.577) from the field, sinking 4-of-8 on 3-pointers.
- The offense was marked by balance, as five Vols scored in double figures. **Kennedy Chandler** led the Vols in scoring with 16 points. He also added seven assists and had three steals. **Olivier Nkamhoua** tallied 15 points and swatted away three shots, while **Josiah-Jordan James** and **Zakai Zeigler** each posted 14 points. **Santiago Vescovi** finished with 13 points while shooting 4-of-8 from beyond the arc.
- James' had an all-around big night as his 15 points were the most he has scored this season. He grabbed eight rebounds, leading the team in boards for the seventh time this season and 20th time in his career. James picked up five steals, tying a career-high, and setting a career-best in an SEC game. He also sank a season-high five free throws.
- The Vols never trailed in the contest and scored 90 points in a conference game for the first time in an SEC game this season.
- Texas A&M (15-7, 4-5 SEC) was led by freshman **Wade Taylor IV**, who scored 19 points.
- The Volunteer offense was in a groove right from the tip, scoring its most points first-half points in an SEC game this season with 43. James came out firing, draining eight of Tennessee's first 12 points. Nkamhoua led a balanced offensive attack with 11 points on 4-of-5 shooting from the floor, he also pulled down four rebounds in the frame. Chandler was a force distributing the ball, dishing out five assists in the first 20 minutes.
- Tennessee had to fend off a speedy Aggies comeback, as the visitors shot 10-of-18 from the floor in the first 14 minutes of the second half. The Big Orange halted the Texas A&M momentum in a big way, going into a 12-0 run, courtesy of a pair of treys from Justin Powell and two steals that Tennessee turned into four points. The Vols never looked back, holding A&M at an arms length for the remainder of the game.

Game Time: 02:01 PM Game Duration: 2:18 Attendance: 20,789														
Officials: Joe Lindsey, Steven Adams, K.B. Burdick, Jr.														
Tennessee - 12														
Record: 12-4 (3-0)														
NO. Name	Min	FG	3P	FT	Rebounds	Points	TP	AS	TO	ST	Blocks	BS	BS	BS
10 Kennedy Chandler	F 33:06	0-0	0-0	4-4	2	8	1	1	2	0	1	0	0	1
33 Unus Plavsic	G 13:28	12-12	0-0	0-0	1	11	1	1	2	0	0	0	0	1
14 Kameron Chandler	G 22:16	4-4	0-0	1-1	2	10	1	1	2	0	0	0	0	1
22 Tyre Apleby	G 35:40	4-8	4-4	0-0	1	11	1	2	16	7	5	2	0	1
23 Brandon McKissick	G 20:40	3-8	2-7	0-0	1	4	2	0	1	1	1	0	1	0
15 Mason Jones	28:16	1-4	1-1	0	3	3	2	1	0	2	0	0	0	1
24 Phaedron Fleming Jr.	29:01	5-11	1-5	0-2	4	13	11	3	0	2	1	0	0	1
12 Traugott Hamilton	12:56	1-2	0-0	0-0	1	2	1	0	1	0	0	0	0	1
19 Elijah Kennedy	02:54	0-1	0-1	0-0	0	2	0	0	2	0	0	0	0	0
1 C.J. Felber	02:47	0-1	0-0	0-0	0	0	0	0	0	0	0	0	0	1
<b>Team</b>														
<b>Totals</b>		26-50	10-33	9-17	7	74	71	14	71	15	13	9	3	7

Technical Fouls: NONE															
Tennessee - 43															
Record: 14-5 (3-0)															
NO.	Name	Min	FG	3P	FT	Rebounds	Fouls	TP	AS	TO	ST	Blocks	BS	BS	
10	Kennedy Chandler	F 33:06	0-0	0-0	0-0	0	0	0	0	0	0	0	0	0	
11	D.J. Jeffries	F 34:05	6-9	1-3	0-2	1	2	3	2	13	2	4	3	0	1
23	Tobin Smith	F 27:23	3-7	0-0	2-2	1	3	1	3	8	0	0	0	0	3
1	Jayson Madril	F 34:04	4-7	0-0	0-0	1	2	1	1	1	0	0	0	0	0
3	Shavell Moore	F 22:08	2-6	1-4	0-2	1	2	1	1	5	2	1	2	0	0
4	Shavell Moore	F 22:08	2-6	1-4	0-2	1	2	1	1	5	2	1	2	0	0
5	Shavell Moore	F 22:08	2-6	1-4	0-2	1	2	1	1	5	2	1	2	0	0
2	Jaquan Davis	F 22:08	2-6	1-4	0-2	1	2	1	1	5	2	1	2	0	0
2	Jaquan Davis	F 22:08	2-6	1-4	0-2	1	2	1	1	5	2	1	2	0	0
2	Jaquan Davis	F 22:08	2-6	1-4	0-2	1	2	1	1	5	2	1	2	0	0
4	Camaron Matthews	F 23:41	1-0	0-0	0-1	0	2	2	2	2	1	4	0	0	0
6	Robertson Davis	F 24:45	0-2	0-0	0-0	0	2	2	2	2	1	4	0	0	0
Totals		22	54	14	14	7	23	24	16	63	14	12	0	0	0
Technical Fouls: NONE															
TEN MSU															
Biggest lead		12	(11' 16:14)	(11' 48:34)	Points from Turnovers <td>TEN</td> <td>MSU</td> <td colspan="2">Per Period Scoring</td> <td colspan="4"></td>		TEN	MSU	Per Period Scoring						
		12	(11' 16:14)	(11' 48:34)			1	2	1	1	1st	2nd	3rd	4th	
Best Scoring Run		16	(11' 16:14)	(11' 48:34)	Paint <td>TEN<td>35</td><td>37</td><td>72</td><td>72</td><td colspan="3"></td></td>		TEN <td>35</td> <td>37</td> <td>72</td> <td>72</td> <td colspan="3"></td>	35	37	72	72				
Closest Change		16	(11' 16:14)	(11' 48:34)	Second Chance <td>TEN<td>35</td><td>37</td><td>72</td><td>72</td><td colspan="3"></td></td>		TEN <td>35</td> <td>37</td> <td>72</td> <td>72</td> <td colspan="3"></td>	35	37	72	72				
Times Tied		7			Free Throws <td>TEN<td>9</td><td>12</td><td colspan="5"></td></td>		TEN <td>9</td> <td>12</td> <td colspan="5"></td>	9	12						
Time with Lead		28:18	04:43		Bench <td>TEN<td>23</td><td>63</td><td colspan="5"></td></td>		TEN <td>23</td> <td>63</td> <td colspan="5"></td>	23	63						
* Kennedy Chandler and Isaiah-Jordan James both provided standout performances															

BOX SCORES

T

Official Basketball Box Score - Final  
Kentucky at Tennessee

Game Time: 10:00 PM  
Game Duration: 2:10  
Attendance: 21,078

©2022 Thompson-Boling Arena, Knoxville, Tenn.  
2021-22 Men's Basketball

Officials: Doug Shivers, Robert Guern, Michael Roberts

Kentucky - 63																
Record: 21-5 (10-3)																
NO	Name	Min	pts	FG	3P	FT	Rebounds	Off	Def	TP	AS	TO	ST	Blocks	pts	
12	Kalon Brooks Jr.	21:54	1-6	0-1	6-6	0-3	0-3	0-3	8	1	0	3	0	0	27	
34	Oscar Tshiebwé	20:16	5-10	0-0	3-3	7-8	15	3-3	13	0	2	2	1	4	11	
2	Sageel Khaseer	0:30:50	4-10	0-0	1-3	4-4	3	8	5	3	1	0	2	40	16	
3	TyTy Washington Jr.	12:26	1-2	1-2	0-0	0-0	0-1	4	3	3	0	0	0	0	14	
31	Kellen Grady	0:37:10	2-9	2-8	0-0	1-2	3	3	6	2	2	0	0	0	44	
0	Jawak Yeggin	20:08	8-9	0-1	1-3	3-3	8	2-3	11	0	1	0	0	0	33	
10	Davion Mizé	31:04	4-12	2-6	1-1	2-3	4	1	11	0	0	0	0	0	9	
30	Lucas Ware	06:48	1-2	0-0	1-2	3-3	0	2	2	0	0	0	0	0	14	
4	Damion Collins	03:56	0-1	0-0	0-0	0-0	0-0	0-0	0-0	0-0	0-0	0-0	0-0	0	1	
11	Dominic Allen	00:12	0-0	0-0	0-0	0-0	0-0	1-1	0-0	0-0	0-0	0-0	0-0	0	1	
23	Byronne Hopkins	01:10	0-1	0-0	0-0	1-0	1	1	0	0	0	0	0	0	4	
Totals																
Totals		23:57	56	15-14	18	22	40	20	14	60	11	14	6	1	8	133

Tennessee - 76														
Record: 19-6 (10-3 SEC)														
Technical Fouls: Bench 11 16:14 16:31 13:45														
NO.	Name	Min	pts	FG	3P	FT	Rebounds	Points	TP	AS	TO	ST	Blocks	pts
		MA	MA	MA	MA	MA	OR	TR	OR	TR			MA	
2	Brandon Hurley-Huffield	09:00	6-3	0-1	0-0	2-2	1	3	0	0	1	0	0	3
33	Umar Farooq	12:23	0-3	0-0	0-0	2-2	2	0	0	1	0	0	0	12
1	Kennedy Chandler	36:47	5-9	3-5	4-4	0-0	5	5	0	2	11	6	2	0
20	Santiago Vescovi	0:30:21	6-12	2-4	4-6	0-4	4	2	4	18	2	0	1	0
30	Josiah-Jordan James	0:19:36	3-9	1-3	1-2	0-2	2	5	1	8	1	0	0	1
10	Jonas Aidoo	17:56	2-3	0-0	1-1	3-4	7	1	5	1	0	3	0	8
5	Zakai Zeigler	28:45	4-8	2-4	4-4	0-0	1	1	2	3	14	4	3	4
10	John Fulkerson	20:32	4-6	0-0	0-0	6-6	1	7	8	3	14	0	2	1
12	Victor Bailey Jr.	03:36	0-0	0-0	0-0	0-0	0-0	0-0	0-0	0-0	0-0	0-0	0-0	0
24	Justin Powell	10:44	0-1	0-0	0-0	0-0	0-0	0-0	0-0	0-0	1	1	0	1
15	Adrian Mackay	00:00	0-0	0-0	0-0	0-0	0-0	0-0	0-0	0-0	0-0	0-0	0-0	0
Totals														
Totals 24-54 8-17 20-23 6 26 32 15 16 70 17 8 9 8 1 13														

Technical Fouls: Zeigler 1 14 13-45														
Period by Period Scoring														
Biggest lead 6 (1 14 17-41) 20 (2 16 6:51)														
Best Scoring Run 9 (2 16 13-41) 12 (2 16 6:51)														
Lead Changes 3														
Times Tied 4														
Time with Lead 04:22 33:02														

- Coupling an offensive explosion with strong defense and an impactful capacity crowd on hand, No. 16 Tennessee defeated No. 4 Kentucky, 76-63, on Feb. 15, 2022, at Thompson-Boling Arena.
- Tennessee (19-6, 10-3 SEC) earned its fifth win over a top-five team in the **Rick Barnes** era and first since it defeated No. 4 Kentucky at the 2019 SEC Tournament.
- Tennessee's offense was firing on all cylinders, with four players scoring in double figures, igniting the crowd of 21,678 with regularity. All-SEC candidate **Santiago Vescovi** led all scorers with 18 points, **Kennedy Chandler** notched 17, while **John Fulkerson** and SEC Sixth Man of the Year candidate **Zakai Zeigler** each recorded 14.
- As a team, the Vols were 8-of-17 (.471) from 3-point range and got to the line 23 times, making 20. Chandler was 3-of-5 from beyond the arc and made all four of his free-throw attempts, while Fulkerson sank six from the charity stripe.
- Tennessee held Kentucky to 23-of-67 (.343) shooting from the field, the Wildcats' lowest field-goal percentage in a game this season. Before tonight, their low was 36.2 percent against both Texas A&M and LSU. The Vols blocked eight UK shots, the most any team has blocked the Wildcats in a game this season. In Tennessee's last five games, the Vols are averaging 9.6 blocks per game.
- True freshman forward **Jonas Aidoo** had a huge game in the post, playing an increased role after a recent injury to junior **Oliver Nkamhoua**. Aidoo pulled down seven rebounds, swatted three shots and scored five points—all career-highs.
- Kentucky (21-5, 10-3 SEC) was led by **Oscar Tshiebwé**, who had 13 points and 15 rebounds, his eighth double-double in a row and 20th this season.
- It was a heavyweight battle through the first eight minutes of play, with three technical fouls called and both teams sinking well-contested buckets. Chandler stepped on the gas to give Tennessee a lead it would not relinquish, sinking a 3-pointer from the left wing with 12:18 left in the half. After a Kentucky possession came up empty, Chandler ran back down the floor, spotting up from the right wing, and drained another trey. The Naismith Defensive Player of the Year candidate started 4-of-4 overall and 3-of-3 from beyond the arc.







# 2021-22 Tennessee Men's Basketball Combined Team Statistics All games

Page 1/1  
as of Feb 16, 2022

## Game Records

Record	Overall	Home	Away	Neutral
ALL GAMES	19-6	14-0	4-4	1-2
CONFERENCE	10-3	7-0	3-3	0-0
NON-CONFERENCE	9-3	7-0	1-1	1-2

## Score by Periods

Team	1st	2nd	OT	TOT
Tennessee	876	962	23	1861
Opponents	752	803	22	1577

## Team Box Score

No. Player					Total		3-Point		F-Throw		Rebounds															
		GP-GS	MIN	AVG	FG-FGA	FG%	3FG-3FGA	3FG%	FT-FTA	FT%	OFF	DEF	TOT	AVG	PF	DQ	A	TO	BLK	STL	PTS	AVG				
25	VESCOVI, Santiago	25-25	750:01	30.0	112-260	.431	74-186	.398	47-65	.723	21	90	111	4.4	64	1	81	37	3	43	345	13.8				
1	CHANDLER, Kennedy	24-24	726:45	30.3	122-275	.444	29-87	.333	46-70	.657	17	60	77	3.2	47	0	117	64	6	56	319	13.3				
30	JAMES, Josiah-Jordan	22-20	604:45	27.5	63-178	.354	35-119	.294	33-42	.786	29	94	123	5.6	59	2	29	25	24	33	194	8.8				
5	ZEIGLER, Zakai	25-1	514:34	20.6	68-172	.395	34-92	.370	48-56	.857	5	42	47	1.9	42	0	65	36	3	46	218	8.7				
13	NKAMHOUA, Olivier	22-22	472:18	21.5	75-151	.497	13-29	.448	26-36	.722	40	84	124	5.6	44	2	27	33	25	10	189	8.6				
10	FULKERSON, John	23-14	521:50	22.7	68-124	.548	0-0	.000	44-58	.759	49	64	113	4.9	44	0	35	28	25	9	180	7.8				
24	POWELL, Justin	24-1	392:14	16.3	37-94	.394	24-61	.393	11-15	.733	14	28	42	1.8	13	0	21	13	5	10	109	4.5				
33	PLAVSIC, Uros	25-11	330:49	13.2	41-70	.586	0-1	.000	20-38	.526	36	48	84	3.4	40	0	12	23	4	6	102	4.1				
2	HUNTLEY-HATFIELD, Brandon	25-3	269:54	10.8	37-79	.468	1-9	.111	7-11	.636	23	37	60	2.4	18	0	7	17	8	10	82	3.3				
12	BAILEY JR., Victor	24-4	257:08	10.7	26-81	.321	11-51	.216	9-16	.563	9	13	22	0.9	16	0	12	5	2	7	72	3.0				
3	DIBOUNDJIE, Quentin	6-0	31:49	5.3	4-9	.444	1-3	.333	3-6	.500	2	6	8	1.3	0	0	4	0	0	2	12	2.0				
0	AIDOO, Jonas	9-0	48:15	5.4	5-9	.556	0-0	.000	3-3	1.000	8	5	13	1.4	4	0	2	1	3	2	13	1.4				
35	JANCEK, Brock	5-0	11:12	2.2	1-5	.200	0-0	.000	5-6	.833	3	0	3	0.6	1	0	1	2	3	0	7	1.4				
15	MASHACK, Jahmai	21-0	105:28	5.0	6-16	.375	1-3	.333	3-7	.429	11	7	18	0.9	19	0	8	8	2	11	16	0.8				
21	GILBERT, Kent	4-0	07:13	1.8	1-2	.500	1-2	.500	0-0	.000	0	1	1	0.3	1	0	0	1	0	1	3	0.8				
31	SULACK, Isaiah	3-0	05:06	1.7	0-1	.000	0-0	.000	0-0	.000	0	0	0	0.0	0	0	0	0	0	0	0	0.0				
Team											32	27	59					14								
Total		25	5049		666-1526	.436	224-643	.348	305-429	.711	299	606	905	36.2	412	5	421	307	113	246	1861	74.4				
Opponents		25	5050		557-1347	.414	178-539	.330	285-412	.692	226	610	836	33.4	438	10	288	426	65	167	1577	63.1				

## Team Statistics

	UT	OPP
<b>Scoring</b>	<b>1861</b>	<b>1577</b>
Points per game	74.4	63.1
Scoring margin	+11.4	-
<b>Field goals-att</b>	<b>666-1526</b>	<b>557-1347</b>
Field goal pct	.436	.414
<b>3 point fg-att</b>	<b>224-643</b>	<b>178-539</b>
3-point FG pct	.348	.330
3-pt FG made per game	9.0	7.1
<b>Free throws-att</b>	<b>305-429</b>	<b>285-412</b>
Free throw pct	.711	.692
F-Throws made per game	12.2	11.4
<b>Rebounds</b>	<b>905</b>	<b>836</b>
Rebounds per game	36.2	33.4
Rebounding margin	+2.8	-
<b>Assists</b>	<b>421</b>	<b>288</b>
Assists per game	16.8	11.5
<b>Turnovers</b>	<b>307</b>	<b>426</b>
Turnovers per game	12.3	17.0
Turnover margin	+4.8	-
Assist/turnover ratio	1.4	0.7
<b>Steals</b>	<b>246</b>	<b>167</b>
Steals per game	9.8	6.7
<b>Blocks</b>	<b>113</b>	<b>65</b>
Blocks per game	4.5	2.6
<b>Winning streak</b>	<b>5</b>	<b>-</b>
Home win streak	14	-
<b>Attendance</b>	<b>247880</b>	<b>95807</b>
Home games-Avg/Game	14-17706	8-11976
Neutral site-Avg/Game	-	3-10873

## Team Results

Date	Opponent		Score	Att.
11/09/2021	UT Martin	W	90-62	16425
11/14/2021	ETSU	W	94-62	16564
11/20/2021	vs Villanova	L	53-71	9176
11/21/2021	vs North Carolina	W	89-72	9100
11/26/2021	Tennessee Tech	W	80-69	16909
11/30/2021	Presbyterian	W	86-44	15768
12/04/2021	at Colorado	W	69-54	8688
12/07/2021	vs Texas Tech	Lot	52-57	14344
12/11/2021	UNC Greensboro	W	76-36	16074
12/14/2021	USC Upstate	W	96-52	14699
12/22/2021	Arizona	W	77-73	20408
12/29/2021	at Alabama	L	68-73	10427
01/05/2022	Ole Miss	Wot	66-60	15617
01/08/2022	at LSU	L	67-79	12881
01/11/2022	South Carolina	W	66-46	15262
01/15/2022	at Kentucky	L	79-107	20278
01/18/2022	at Vanderbilt	W	68-60	7588
01/22/2022	LSU	W	64-50	21061
01/26/2022	Florida	W	78-71	20789
01/29/2022	at Texas	L	51-52	16540
02/01/2022	Texas A&M	W	90-80	16607
02/05/2022	at South Carolina	W	81-57	12391
02/09/2022	at Mississippi St.	W	72-63	7014
02/12/2022	Vanderbilt	W	73-64	20019
02/15/2022	Kentucky	W	76-63	21678



# 2021-22 Tennessee Men's Basketball Combined Team Statistics In Conference games

Page 1/1  
as of Feb 16, 2022

## Game Records

Record	Overall	Home	Away	Neutral
ALL GAMES	10-3	7-0	3-3	0-0
CONFERENCE	10-3	7-0	3-3	0-0
NON-CONFERENCE	0-0	0-0	0-0	0-0

## Score by Periods

Team	1st	2nd	OT	TOT
Tennessee	452	481	15	948
Opponents	431	433	9	873

## Team Box Score

No.	Player				Total		3-Point		F-Throw		Rebounds											
		GP-GS	MIN	AVG	FG-FGA	FG%	3FG-3FGA	3FG%	FT-FTA	FT%	OFF	DEF	TOT	AVG	PF	DQ	A	TO	BLK	STL	PTS	AVG
25	VESCOVI, Santiago	13-13	416:48	32.1	60-128	.469	44-96	.458	32-44	.727	11	46	57	4.4	26	1	42	22	3	18	196	15.1
1	CHANDLER, Kennedy	12-12	369:04	30.8	58-129	.450	13-42	.310	28-46	.609	8	34	42	3.5	29	0	59	37	1	30	157	13.1
5	ZEIGLER, Zakai	13-1	303:52	23.4	38-97	.392	20-52	.385	39-44	.886	4	23	27	2.1	26	0	37	24	3	33	135	10.4
30	JAMES, Josiah-Jordan	13-13	373:30	28.7	41-108	.380	22-69	.319	26-32	.813	16	58	74	5.7	40	2	20	15	12	15	130	10.0
13	NKAMHOUA, Olivier	10-10	222:27	22.2	32-70	.457	4-14	.286	16-21	.762	16	33	49	4.9	19	0	15	15	11	2	84	8.4
10	FULKERSON, John	12-4	248:44	20.7	28-54	.519	0-0	.000	23-29	.793	16	29	45	3.8	29	0	10	13	9	4	79	6.6
33	PLAVSIC, Uros	13-9	210:10	16.2	24-46	.522	0-0	.000	17-29	.586	23	37	60	4.6	23	0	6	13	3	4	65	5.0
24	POWELL, Justin	13-0	193:51	14.9	11-40	.275	10-27	.370	4-4	1.000	8	14	22	1.7	6	0	11	10	3	7	36	2.8
0	AIDOO, Jonas	4-0	35:50	9.0	4-7	.571	0-0	.000	1-1	1.000	7	5	12	3.0	4	0	1	1	3	0	9	2.3
2	HUNTLEY-HATFIELD, Brandon	13-3	114:21	8.8	12-31	.387	0-5	.000	3-4	.750	7	13	20	1.5	8	0	4	11	2	3	27	2.1
35	JANCEK, Brock	1-0	01:55	1.9	0-1	.000	0-0	.000	2-2	1.000	0	0	0	0.0	0	0	0	0	0	0	2	2.0
3	DIBOUNDJE, Quentin	1-0	03:41	3.7	1-2	.500	0-0	.000	0-0	.000	1	1	2	2.0	0	0	0	0	0	0	2	2.0
12	BAILEY JR., Victor	12-0	77:12	6.4	6-24	.250	2-12	.167	7-13	.538	5	1	6	0.5	7	0	2	1	0	2	21	1.8
15	MASHACK, Jahmai	12-0	52:58	4.4	2-5	.400	0-0	.000	1-1	1.000	5	2	7	0.6	12	0	2	6	1	5	5	0.4
Team											15	7	22					8				
<b>Total</b>		<b>13</b>	<b>2624</b>		<b>317-742</b>	<b>.427</b>	<b>115-317</b>	<b>.363</b>	<b>199-270</b>	<b>.737</b>	<b>142</b>	<b>303</b>	<b>445</b>	<b>34.2</b>	<b>229</b>	<b>3</b>	<b>209</b>	<b>176</b>	<b>51</b>	<b>123</b>	<b>948</b>	<b>72.9</b>
<b>Opponents</b>		<b>13</b>	<b>2625</b>		<b>303-705</b>	<b>.430</b>	<b>97-284</b>	<b>.342</b>	<b>170-236</b>	<b>.720</b>	<b>120</b>	<b>310</b>	<b>430</b>	<b>33.1</b>	<b>246</b>	<b>7</b>	<b>156</b>	<b>213</b>	<b>35</b>	<b>104</b>	<b>873</b>	<b>67.2</b>

## Team Statistics

	UT	OPP
<b>Scoring</b>	<b>948</b>	<b>873</b>
Points per game	72.9	67.2
Scoring margin	+5.8	-
<b>Field goals-att</b>	<b>317-742</b>	<b>303-705</b>
Field goal pct	.427	.430
<b>3 point fg-att</b>	<b>115-317</b>	<b>97-284</b>
3-point FG pct	.363	.342
3-pt FG made per game	8.8	7.5
<b>Free throws-att</b>	<b>199-270</b>	<b>170-236</b>
Free throw pct	.737	.720
F-Throws made per game	15.3	13.1
<b>Rebounds</b>	<b>445</b>	<b>430</b>
Rebounds per game	34.2	33.1
Rebounding margin	+1.2	-
<b>Assists</b>	<b>209</b>	<b>156</b>
Assists per game	16.1	12.0
<b>Turnovers</b>	<b>176</b>	<b>213</b>
Turnovers per game	13.5	16.4
Turnover margin	+2.8	-
Assist/turnover ratio	1.2	0.7
<b>Steals</b>	<b>123</b>	<b>104</b>
Steals per game	9.5	8.0
<b>Blocks</b>	<b>51</b>	<b>35</b>
Blocks per game	3.9	2.7
<b>Winning streak</b>	<b>8</b>	<b>-</b>
Home win streak	7	-
<b>Attendance</b>	<b>131033</b>	<b>70579</b>
Home games-Avg/Game	7-18719	6-11763
Neutral site-Avg/Game	-	0-0

## Team Results

Date	Opponent		Score	Att.
12/29/2021	at Alabama	L	68-73	10427
01/05/2022	Ole Miss	Wot	66-60	15617
01/08/2022	at LSU	L	67-79	12881
01/11/2022	South Carolina	W	66-46	15262
01/15/2022	at Kentucky	L	79-107	20278
01/18/2022	at Vanderbilt	W	68-60	7588
01/22/2022	LSU	W	64-50	21061
01/26/2022	Florida	W	78-71	20789
02/01/2022	Texas A&M	W	90-80	16607
02/05/2022	at South Carolina	W	81-57	12391
02/09/2022	at Mississippi St.	W	72-63	7014
02/12/2022	Vanderbilt	W	73-64	20019
02/15/2022	Kentucky	W	76-63	21678





0

## JONAS AIDOO

AY-doo

Fr. • F • 6-11 • 234 • Durham, N.C./Liberty Heights Athletic Institute

GP/GS	PPG	RPG	BPG	FG%	3FG%	FT%
21-22	9/0	1.4	1.4	0.3	.556	-
Career	9/0	1.4	1.4	0.3	.556	-

Career Highs Pts: 5 Reb: 7 Blk: 3 Stl: 1 Min: 18

- Thrust into a larger role after starter Olivier Nkamhoua was sidelined due to injury
- Set season-highs in minutes (18), points (5), rebounds (7) and blocks (3) in the win over #4 Kentucky (2/15)
- Played a then-season-high 12 minutes at Mississippi State (2/9), recording two points and four rebounds
- His wingspan of 7'5.5" is the longest on the team, and he has a standing reach of 9'4"
- Defensively he alters shots and is one of the team's most effective rim protectors
- Was rated by Rivals.com as a five-star prospect—one of four five-star signees on this UT roster



1

## KENNEDY CHANDLER

Fr. • G • 6-0 • 171 • Memphis, Tenn./Sunrise Christian Acad. (Kan.)

GP/GS	PPG	APG	SPG	FG%	3FG%	FT%
21-22	24/24	13.3	4.9	2.4	.444	.333
Career	24/24	13.3	4.9	2.4	.444	.333

Career Highs Pts: 27 Ast: 10 Stl: 7 Reb: 6 Min: 39

- One of 15 candidates for Naismith Defensive POY; one of 10 finalists for the Bob Cousy Award
- Among D-I true freshmen, his 2.3 steals per game rank second and his 4.9 assists per game rank third
- Has totaled four or more steals in seven different games this season
- In the win over #4 Kentucky (2/15), scored 17 points, had six assists and no turnovers in a team-high 36 minutes
- Scored 27 points on 13 made field goals at Colorado (12/4); most made FGs in a game by a Vol since 2013
- Tied the program record with seven steals vs. Presbyterian (11/30); also had 15 points and seven assists



2

## BRANDON HUNTLEY-HATFIELD

Fr. • F • 6-10 • 246 • Clarksville, Tenn./Scotland Campus Prep (Pa.)

GP/GS	PPG	RPG	BPG	FG%	3FG%	FT%
21-22	25/3	3.3	2.4	0.3	.468	.111
Career	25/3	3.3	2.4	0.3	.468	.111

Career Highs Pts: 12 Reb: 8 Blk: 2 Stl: 3 Min: 23

- Made his first career start at Mississippi State (2/9), scoring four points and playing 15 minutes
- Scored 11 points and grabbed three rebounds at Kentucky (1/15) in just 10 minutes off the bench
- Scored eight points and had a pair of rebounds in 16 minutes at Alabama in the SEC opener (12/29)
- Enrolled as a 17-year-old and turned 18 on Aug. 6
- Rated as a five-star prospect by ESPN and 247sports—one of four five-star signees on this UT roster
- Reclassified from the Class of 2022 to the Class of 2021 in April (was rated No. 4 nationally in 2022)



5

## ZAKAI ZEIGLER


zuh-KY ZEE-glur

Fr. • G • 5-9 • 167 • Long Island, N.Y./Our Saviour Lutheran School

GP/GS	PPG	APG	SPG	FG%	3FG%	FT%
21-22	25/1	8.7	2.6	1.8	.395	.370
Career	25/1	8.7	2.6	1.8	.395	.370

Career Highs Pts: 18 Ast: 5 Stl: 5 Reb: 6 Min: 30

- Ranks third nationally in steal percentage, nabbing a steal in 5.25 percent of possessions he is on floor
- Averaging 13.7 ppg over the course of his last seven games; has scored 10+ in 10 of 13 SEC games
- Compiled 14 points, four assists and four steals in Tennessee's win over #4 Kentucky (2/15)
- Had a 16-point, five-assist game vs. Vanderbilt (2/12) in which he committed no turnovers in 28 minutes
- Scored 18 points in wins away from home over North Carolina and South Carolina
- Is the smallest scholarship Vol since Ralph Parson in 1979-80, who was 5-7



10

## JOHN FULKERSON

Su-Sr. • F • 6-4 • 219 • Kingsport, Tenn./The Christ School (N.C.)

GP/GS	PPG	RPG	APG	SPG	FG%	FT%
21-22	23/14	7.8	2.4	1.5	0.4	.548
Career	155/76	6.8	4.0	1.1	0.6	.564

Career Highs Pts: 27 Reb: 12 Ast: 6 Stl: 4 Min: 39

- Holds the SEC career games played record with 155 appearances and counting
- Led the Vols with 24 points, 10 rebounds and 13 drawn fouls during the win over #6 Arizona (12/22)
- Earned co-SEC Player of the Week after his game vs. Arizona; also a Preseason All-SEC First Team selection
- Currently owns the sixth-best career field-goal percentage in program history (.564, min. 500 atts)
- Became the 53rd player in program history to reach the career 1,000-point milestone against LSU (1/22)
- Has made the most of his NIL opportunities, striking multiple significant partnerships



12

## VICTOR BAILEY JR.

Sr. • G • 6-4 • 182 • Austin, Texas/University of Oregon

GP/GS	PPG	RPG	APG	FG%	3FG%	FT%
21-22	24/4	7.8	3.0	0.9	0.5	.321
Career	124/24	7.1	1.7	1.0	.401	.346

Career Highs Pts: 29 Reb: 7 Ast: 4 Stl: 3 Min: 35

- Secured a clutch offensive board and made the game-tying basket during the Vols' comeback bid at Texas (1/29)
- Shot 4-for-8 from beyond the arc against Presbyterian (1/30), scoring 14 points in 18 minutes
- Scored nine points on 4-of-6 shooting and tied a career high with three steals against ETSU (11/14)
- His 10.9 ppg last season ranked third on the team
- Is 121 points shy of scoring his 1,000th Division I point (513 points scored in two years at Oregon)
- His mother is an Olympic-medal-winning hurdler, and his father was an NFL wide receiver



13

## OLIVIER NKAMHOUA

OH-liv-ee-AY KAHM-wuh

Jr. • F • 6-8 • 232 • Helsinki, Finland/Bishop Walsh School (Md.)

GP/GS	PPG	RPG	APG	FG%	3FG%	FT%
21-22	22/22	8.6	5.6	1.2	.497	.448
Career	76/22	4.5	3.3	0.5	.524	.412

Career Highs Pts: 23 Reb: 14 Blk: 3 Stl: 3 Min: 32

- Left the game at South Carolina (2/5) in the second half due to injury and did not return—out indefinitely
- Was UT's second-leading rebounder (5.6 rpg) and third-leading scorer (8.6 ppg) at the time of his injury
- Was showing extended shooting range this season: 13-of-29 from 3-point range (.448)
- Tied his SEC career high with 15 points vs. Texas A&M (2/1), also had seven rebounds and three blocks
- Scored 15 points and had nine rebounds at Alabama (12/29)—both career-highs against SEC competition
- Competed with the Finnish National Team in Japan in July, averaging 8.3 ppg and 5.7 rpg



15

## JAHMAI MASHACK

juh-MY MAY-shack

Fr. • G • 6-4 • 196 • Fontana, Calif./Etiwanda High School

GP/GS	PPG	RPG	APG	FG%	3FG%	FT%
21-22	22/0	0.8	0.9	0.4	.375	.333
Career	21/0	0.8	0.9	0.4	.375	.333

Career Highs Pts: 3 Reb: 5 Ast: 2 Stl: 2 Min: 14

- Has earned minutes off the bench in all but one of Tennessee's SEC games
- A fierce competitor who plays with great physicality for a true freshman
- Takes great pride in playing intense, smothering defense, which coach Barnes says will earn him minutes
- Among Tennessee's guards, he is the most effective offensive rebounder
- Enrolled at UT in late-June so he could finish his senior high school season; due to the pandemic, California moved its 2020-21 high school basketball season to the spring
- His father, Elton Mashack, was a 1,000-point scorer at Loyola Marymount from 1997-2001



24


## JUSTIN POWELL

So. • G • 6-6 • 187 • Prospect, Ky./Auburn University

GP/GS	PPG	RPG	APG	FG%	3FG%	FT%
21-22	24/1	4.5	1.8	0.9	.394	.393
Career	34/8	6.6	3.0	2.0	.410	.413

Career Highs Pts: 26 Reb: 8 Ast: 9 Stl: 2 Min: 33

- Played a season-high 29 minutes at Vanderbilt (1/18), making a pair of threes and scoring eight points
- Shot 5-for-5 from 3-point range against Presbyterian (1/30), becoming the ninth Vol in program history to make five or more threes without a miss in a single game
- Scored in double figures in each of his first two games as a Vol against UT Martin (13 pts) and ETSU (11 pts)
- One of the top-rated Division I transfers in the offseason, he left Auburn to enroll at UT in May
- Averaged 11.7 points, 6.1 rebounds and 4.7 assists as a true freshman while shooting .442 from deep



25

## SANTIAGO VESCOVI

sahn-tee-AH-go VESS-co-vee

Jr. • G • 6-3 • 191 • Montevideo, Uruguay/NBA Global Academy

GP/GS	PPG	RPG	APG	FG%	3FG%	FT%
21-22	25/25	13.8	4.4	3.2	.431	.398
Career	71/67	11.0	3.9	3.3	.402	.381

Career Highs Pts: 23 Reb: 9 Ast: 8 Stl: 4 Min: 42

- As of Feb. 17, is second in the SEC in 3-pointers made per game (3.0) and second in 3-point pct (.398)
- Had a career-high-tying 23-point performance against Florida (1/26) in which he hit five threes
- Scored a game-high 18 points in the win over #4 Kentucky (2/15), making two threes and grabbing four boards
- Named to the 2021 Hall of Fame Tip-Off All-Tournament Team in November; averaged 20.0 points, 7.5 rebounds and hit seven total 3-pointers in two games against top-20 opponents at Mohegan Sun
- Has 163 career 3-point makes in 71 career games played (2.3 makes per game)



30

## JOSIAH-JORDAN JAMES

Jr. • G • 6-6 • 214 • Charleston, S.C./Porter-Gaud School

GP/GS	PPG	RPG	APG	FG%	3FG%	FT%
21-22	22/20	8.8	5.6	1.3	.354	.294
Career	74/63	8.0	5.9	2.1	.371	.318

Career Highs Pts: 20 Reb: 13 Ast: 6 Stl: 5 Min: 40

- In his last 10 full games, is averaging 12.5 ppg and 6.2 rpg while shooting 38 percent (21-for-55) from 3-point range (left due to injury and did not return after just four minutes at Vanderbilt on 1/18)
- Recorded his second double-double of the season with 14 points and 10 rebounds against Vanderbilt (2/12)
- Scored a team-high-tying 18 points on 7-for-12 shooting in a game-high 38 minutes at Mississippi State (2/9)
- Scored a career-high 20 points along with six rebounds, three blocks and three steals at South Carolina (2/5)
- Can play positions 1-4 and is one of the most versatile players in the SEC



33

## UROŠ PĻAVŠIĆ

Ŭ-rōsh PĻAV-chich

Jr. • F • 7-0 • 251 • Ivanjica, Serbia/Arizona State University

GP/GS	PPG	RPG	BPG	FG%	3FG%	FT%
21-22	25/11	4.1	3.4	0.1	.586	.000
Career	57/15	2.8	2.0	0.1	.520	.000

Career Highs Pts: 16 Reb: 9 Blk: 1 Stl: 1 Min: 28

- Leads the team in field-goal percentage (.586)
- Recorded a 12-point, six-rebound performance against LSU (1/22) in a career-high 28 minutes
- Earned his third start of the season at Vanderbilt (1/18), scoring 13 points (6-for-7) and grabbing seven rebounds
- In 16 minutes off the bench, scored a then-season-high 12 points at LSU (1/8), also pulling down seven rebounds
- Started the SEC opener at Alabama (12/29), scoring six points and recording a career-high nine rebounds
- Attended high school in Chattanooga before beginning his college career at Arizona State