



RAZORBACKS

Mario Bravante | Associate Director of Communications
E: bravante@uark.edu | Arkansas Razorbacks.com

2021-22 WOMEN'S BASKETBALL

SCHEDULE

| Date | Opponent | Time | TV/RESULT |
|---------|----------------------|-----------|---------------|
| Nov. 5 | UAFS (Exh.) | 6 p.m. | W, 114-55 |
| Nov. 10 | Tarleton State | 7 p.m. | W, 85-33 |
| Nov. 12 | UAPB | 12 p.m. | W, 96-53 |
| Nov. 14 | @ #2/2 UConnS | 12 p.m. | L, 95-80 |
| Nov. 19 | @ Arkansas State | 7 p.m. | W, 94-71 |
| Nov. 22 | SMU | 7 p.m. | W, 65-58 |
| Nov. 27 | Sam Houston | 2 p.m. | W, 92-66 |
| Nov. 28 | Belmont | 7 p.m. | W, 83-63 |
| Dec. 2 | @ UCF | 5 p.m. | L, 52-51 |
| Dec. 5 | Cal | 1 p.m. | W, 84-67 |
| Dec. 9 | Jackson State | 7 p.m. | W, 66-62 |
| Dec. 12 | Little Rock | 4 p.m. | W, 73-39 |
| Dec. 18 | Central Arkansas! | 1 p.m. | W, 82-44 |
| Dec. 21 | Creighton | 1 p.m. | L, 81-72 |
| Jan. 2 | #7/9 Tennessee* | 12 p.m. | L, 70-63 |
| Jan. 6 | @ Vanderbilt* | 7:30 p.m. | L, 54-51 |
| Jan. 9 | Missouri | 2 p.m. | W, 83-73 |
| Jan. 16 | South Carolina* | 2:30 p.m. | L, 61-52 |
| Jan. 20 | @ Alabama* | 8 p.m. | W, 99-71 |
| Jan. 23 | Mississippi State* | 3 p.m. | W, 74-54 |
| Jan. 27 | #12/11 LSU* | 7:30 p.m. | W, 90-76 |
| Jan. 31 | @ #7/5 Tennessee* | 6 p.m. | L, 86-83 (OT) |
| Feb. 3 | @ Texas A&M* | 8 p.m. | L, 77-64 |
| Feb. 10 | Auburn* | 7 p.m. | W, 68-66 |
| Feb. 13 | @ Missouri* | 2 p.m. | W, 88-71 |
| Feb. 17 | @ Florida* | 5 p.m. | SECN+ |
| Feb. 20 | Kentucky* | 1 p.m. | SEC Network |
| Feb. 22 | @ Ole Miss* | 6 p.m. | SECN+ |
| Feb. 24 | Georgia* | 7 p.m. | SECN+ |
| Feb. 27 | @ Mississippi State* | 5 p.m. | SEC Network |

I- at Simmons Bank Arena | S - XL Center

*-SEC Contest | @ SEC Tournament | All Times CT

25 ARKANSAS @ FLORIDA | FEBRUARY 17 | SEC NETWORK+

| SERIES | ARKANSAS (16-8, 6-5) | FLORIDA (19-6, 9-3) |
|--------------|----------------------|-------------------------------------|
| Overall | 12-29 | PTS / GAME ----- 76.6 |
| Fayetteville | 7-11 | PTS ALLOWED / GAME ----- 64.3 |
| Away | 4-13 | FG ----- .412 |
| Neutral | 1-5 | FG DEFENSE ----- .381 |
| Last | W, 84-80, 1/14/21 | 3-PT FG ----- .333 |
| | | 3-PT FG DEFENSE ----- .292 |
| | | REB / GAME ----- 38.4 |
| | | REB ALLOWED / GAME ----- 40.4 |
| | | LEADING SCORER ---- Ramirez, 15.9 |
| | | LEADING REBOUNDER --- Barnum, 5.3 |
| | | LEADER IN ASSISTS ---- Daniels, 2.9 |
| | | HEAD COACH ----- Mike Neighbors |
| | | ARKANSAS RECORD ----- 94-58 (5) |
| | | CAREER RECORD ----- 192-99 (9) |
| | | PTS / GAME ----- 69.7 |
| | | PTS ALLOWED / GAME ----- 64.3 |
| | | FG ----- .416 |
| | | FG DEFENSE ----- .395 |
| | | 3-PT FG ----- .313 |
| | | 3-PT FG DEFENSE ----- .312 |
| | | REB / GAME ----- 39.5 |
| | | REB ALLOWED / GAME ----- 37.7 |
| | | LEADING SCORER ---- Smith, 14.7 |
| | | LEADING REBOUNDER ---- Smith, 5.3 |
| | | LEADER IN ASSISTS ---- Smith, 4.4 |
| | | HEAD COACH ----- Kelly Rae Finley |
| | | SCHOOL RECORD ----- 19-6 (1) |
| | | CAREER RECORD ----- 19-6 (1) |



NEIGHBORHOOD WATCH

- With 2022 in full swing, Arkansas is 16-8, and has won five of its last seven games.
- Neighbors' squad continues to hover towards the top of the NET rankings, and is 24th currently.
- Most recently, the Razorbacks dominated Missouri on the road, 88-71.
- The Hogs torched the Tigers in the second half, outscoring them 54-30.
- Coach Neighbors' team also dominated Mizzou on the glass in this one, 49-37.
- Amber Ramirez kept on going against Mizzou, dropping in 25 more points.
- Samara Spencer and Jersey Wolfenbarger both enjoyed their returns to the lineup - Spencer scored a career-best 22 points, while Wolfenbarger double-doubled (12 points, 11 rebounds).
- Before that, Arkansas downed Auburn at the buzzer, 68-66.
- One could argue it will stand as Arkansas' most important win of the season - the Hogs played the game without Makayla Daniels, Spencer and Wolfenbarger, three starters.
- Amber Ramirez poured in 30 points, including the winning floater with 0.4 seconds left.
- Sasha Goforth also had a nice rebound game, going for 16 points on 6-10 shooting.
- The win snapped a two-game skid, as the Hogs had lost to A&M and Tennessee on the road.

A SUPER SUPER SENIOR SEASON

- Amber Ramirez has been on an absolute tear since the calendar flipped to 2022.
- She was at it again against Auburn, scoring a season-best 30 points, including the game-winning bucket with under a second to play.
- She was named the SEC Co-Player of the Week on February 1 after averaging 27 points, 5.5 rebounds and 2.0 assists on 54 percent shooting against #12 LSU and at #7 Tennessee.
- Ramirez has been on a different level in SEC play - the Splash Sister is averaging 21.6 points per game, third in the league. She also leads the SEC in 3PM (43) and 3PT percentage (47.3).
- Ramirez's averages in the nine game she's played against top-5 teams while on the Hill are up over her normal averages: 18.2 PPG on 48.7 percent from the field and 52 percent from long range.
- Expanded out to top-10 teams, the same trend is evident: in 13 games, Ramirez has averaged 17.6 PPG on 48 percent from the field and 51 percent from three.

FOLLOW, WATCH & LISTEN



@RAZORBACKWBB

Broadcast: SEC Network+

PxP: Kyle Crooks

Color: Brittany Davis

Razorback Sports Network from IMG (Radio)

Phil Elson - <http://143.223.155.160/audio>
Fayetteville - KQSM-FM-92.1 /// KYNG-AM - 1590*
Fort Smith - KFPW-AM-1230 /// KHGG-AM-1580*
Rogers - KURM-AM-790 /// FM-100.3
*If there are conflicts on the FM station



2021-22 ROSTER @RAZORBACKWBB

NUMERICAL

| NO. | NAME | POS | HT | CL | HOMETOWN/PREVIOUS SCHOOL | TWITTER |
|-----|---------------------|-----|-----|------|---|------------------|
| 2 | Samara Spencer | G | 5-7 | Fr | Fort Lauderdale, Fla./St. Thomas Aquinas HS | @samaraaspen |
| 3 | Elauna Eaton | G | 6-0 | RFr | Helena, Ark./Nettleton HS | @ElaunaEaton23 |
| 4 | Erynn Barnum | F | 6-2 | RJr | Little Rock, Ark./LR Central HS | @erynnbee_ |
| 11 | Rylee Langerman | G | 5-9 | So | Norman, Okla./Christian Heritage HS | @rylang2 |
| 13 | Sasha Goforth | G | 6-1 | So | Fayetteville, Ark./Fayetteville HS/Oregon State | @goforthsasha |
| 14 | Saylor Poffenbarger | G | 6-2 | Fr | Middletown, Md./Middletown HS/UConn | @saylorpoff |
| 15 | Ashlyn Sage | G | 6-2 | Fr | Weatherford, Okla./Weatherford HS | @AshlynSage15 |
| 22 | Avery Hughes | G | 5-7 | Jr | Bentonville, Ark./Bentonville HS | @averyhughes00 |
| 23 | Amber Ramirez | G | 5-9 | RSr* | San Antonio, Texas/Wagner HS/TCU | @yungram_ |
| 24 | Jersey Wolfenbarger | G/F | 6-5 | Fr | Fort Smith, Ark./Northside HS | @JerseyWolf4 |
| 25 | Destinee Oberg | C | 6-3 | Jr | Burnsville, Minn./John F. Kennedy HS | @Destineeoberg |
| 30 | Maryam Dauda | F | 6-4 | Fr | Bentonville, Ark./Bentonville HS | @Maryamdauda30 |
| 43 | Makayla Daniels | G | 5-8 | Jr | Frederick, Md./Frederick HS | @MakaylaDaniels5 |
| 55 | Emrie Ellis | F | 6-3 | Fr | Vanoss, Okla./Vanoss HS | @EllisEmrie |

| Title | Name | Year | Alma Mater |
|--------------------------------|-----------------|-------------|---------------------------|
| Head Coach | Mike Neighbors | 5th Season | Arkansas, 1993 |
| Associate Head Coach | Todd Schaefer | 5th Season | Thomas More College, 1995 |
| Assistant Coach | Pauline Love | 5th Season | Southern Miss, 2010 |
| Assistant Coach | Lacey Goldwire | 3rd Season | Washington, 2017 |
| Director of Operations | Amber Shirey | 34th Season | Arkansas, 1992 |
| Special Assistant to the HC | Jeff Brazil | 15th Season | Arkansas, 2010 |
| Dir. of Student-Athlete Devel. | C'eira Ricketts | 5th Season | Arkansas, 2015 |

ELIGIBILITY

| Seniors (1) | Juniors (4) | Sophomores (2) | Freshmen (7) |
|---------------|---|----------------------------------|--|
| Amber Ramirez | Erynn Barnum Makayla Daniels Avery Hughes Destinee Oberg | Sasha Goforth Rylee Langerman | Maryam Dauda Elauna Eaton Emrie Ellis Ashlyn Sage Saylor Poffenbarger Samara Spencer Jersey Wolfenbarger |

ALPHABETICAL

| NO. | NAME | POS | HT | CL | HOMETOWN/PREVIOUS SCHOOL |
|-----|---------------------|-----|-----|------|---|
| 4 | Erynn Barnum | F | 6-2 | RJr | Little Rock, Ark./LR Central HS |
| 43 | Makayla Daniels | G | 5-8 | Jr | Frederick, Md./Frederick HS |
| 30 | Maryam Dauda | F | 6-4 | Fr | Bentonville, Ark./Bentonville HS |
| 3 | Elauna Eaton | G | 6-0 | RFr | Helena, Ark./Nettleton HS |
| 55 | Emrie Ellis | F | 6-3 | Fr | Vanoss, Okla./Vanoss HS |
| 13 | Sasha Goforth | G | 6-0 | So | Fayetteville, Ark./Fayetteville HS/Oregon State |
| 22 | Avery Hughes | G | 5-7 | Jr | Bentonville, Ark./Bentonville HS |
| 11 | Rylee Langerman | G | 5-9 | So | Norman, Okla./Christian Heritage HS |
| 25 | Destinee Oberg | C | 6-3 | Jr | Burnsville, Minn./John F. Kennedy HS |
| 14 | Saylor Poffenbarger | G | 6-2 | Fr | Middletown, Md./Middletown HS/UConn |
| 23 | Amber Ramirez | G | 5-9 | RSr* | San Antonio, Texas/Wagner HS/TCU |
| 15 | Ashlyn Sage | G | 6-2 | Fr | Weatherford, Okla./Weatherford HS |
| 2 | Samara Spencer | G | 5-7 | Fr | Fort Lauderdale, Fla./St. Thomas Aquinas HS |
| 24 | Jersey Wolfenbarger | G | 6-5 | Fr | Fort Smith, Ark./Northside HS |

BY STATE

ARKANSAS

| | |
|---------------------|--------------|
| Erynn Barnum | Little Rock |
| Maryam Dauda | Bentonville |
| Elauna Eaton | Helena |
| Sasha Goforth | Fayetteville |
| Avery Hughes | Bentonville |
| Jersey Wolfenbarger | Fort Smith |

FLORIDA

| | |
|----------------|-----------------|
| Samara Spencer | Fort Lauderdale |
|----------------|-----------------|

MARYLAND

| | |
|---------------------|------------|
| Makayla Daniels | Frederick |
| Saylor Poffenbarger | Middletown |

MINNESOTA

| | |
|----------------|------------|
| Destinee Oberg | Burnsville |
|----------------|------------|

OKLAHOMA

| | |
|-----------------|-------------|
| Emrie Ellis | Vanoss |
| Rylee Langerman | Norman |
| Ashlyn Sage | Weatherford |

TEXAS

| | |
|---------------|-------------|
| Amber Ramirez | San Antonio |
|---------------|-------------|

FA-NETIK

PRONUNCIATIONS

| | |
|----|-------------|
| 2 | Suh-MARE-uh |
| 30 | DOW-duh |
| 55 | em-REE |

SOUTHEASTERN CONFERENCE STANDINGS (AS OF 2/15/22)

| | Conference | | | | Overall | | | | | | |
|-------------------|------------|------|-----|-----|---------|------|------|-----|-----|------|--|
| | W-L | Pct. | H | A | W-L | Pct. | H | A | N | Strk | |
| South Carolina | 11-1 | .917 | 6-0 | 4-1 | 23-1 | .958 | 13-0 | 6-1 | 4-0 | W11 | |
| Tennessee | 10-2 | .833 | 6-0 | 4-2 | 21-4 | .840 | 13-1 | 6-3 | 2-0 | W2 | |
| Florida | 9-3 | .750 | 3-2 | 6-1 | 19-6 | .760 | 9-3 | 7-2 | 3-1 | W4 | |
| LSU | 9-3 | .750 | 6-1 | 4-2 | 21-4 | .840 | 12-2 | 5-2 | 4-0 | W4 | |
| Arkansas | 6-5 | .545 | 4-2 | 2-3 | 16-8 | .667 | 12-3 | 3-5 | 1-0 | W2 | |
| Ole Miss | 6-5 | .545 | 2-3 | 4-2 | 18-6 | .750 | 8-4 | 7-2 | 3-0 | L2 | |
| Mississippi State | 6-5 | .545 | 4-2 | 2-3 | 15-8 | .652 | 11-3 | 3-4 | 1-1 | W1 | |
| Georgia | 6-6 | .500 | 2-4 | 4-2 | 17-7 | .708 | 9-5 | 6-2 | 2-0 | L3 | |
| Missouri | 5-7 | .417 | 3-3 | 2-4 | 16-9 | .640 | 10-3 | 5-6 | 1-0 | L3 | |
| Texas A&M | 4-8 | .333 | 3-3 | 1-5 | 14-10 | .583 | 10-4 | 1-6 | 3-0 | L1 | |
| Kentucky | 3-8 | .273 | 1-4 | 2-4 | 10-11 | .476 | 8-5 | 2-6 | 0-0 | W1 | |
| Alabama | 3-9 | .250 | 1-5 | 2-4 | 12-11 | .522 | 9-6 | 3-4 | 0-1 | L1 | |
| Vanderbilt | 3-9 | .250 | 3-3 | 0-6 | 12-14 | .462 | 10-4 | 1-8 | 1-2 | L4 | |
| Auburn | 1-11 | .083 | 1-5 | 0-6 | 9-14 | .391 | 7-6 | 3-8 | 0-0 | L4 | |

| 2022 SEC Preseason Media Poll | 2022 SEC Preseason Coaches' Poll |
|-------------------------------|----------------------------------|
| 1. South Carolina | 1. South Carolina |
| 2. Tennessee | 2. Texas A&M |
| 3. Texas A&M | 3. Tennessee |
| 4. Kentucky | 4. Georgia |
| 5. Georgia | 5. Kentucky |
| 6. Arkansas | 6. Ole Miss |
| 7. LSU | 7. Arkansas |
| 8. Ole Miss | 8. LSU |
| 9. Mississippi State | 9. Mississippi State |
| 10. Alabama | 10. Missouri |
| 11. Missouri | 11. Florida |
| 12. Florida | 12. Alabama |
| 13. Auburn | 13. Auburn |
| 14. Vanderbilt | 14. Vanderbilt |

THREE, FREE & CLEAN

- Some of Arkansas' players may have changed, but Head Coach Mike Neighbors' offensive philosophy has not.
- That philosophy continues to work, too, as Arkansas' 76.6 PPG is the 18th-best mark in the NCAA so far this season.
- The Hogs continue to get a large share of their points from the three point and free throw lines, while also taking care of the basketball.
- The Razorbacks rarely give the ball away, as their 10.8 turnovers per game is the second-best mark in the nation, and best in the Power 5.
- The Hogs are also getting to the line a ton, as their 493 free throws attempted through 24 games is the 14th-most in the nation.
- Arkansas has made 336 of those attempts, which is good for 29th-most in the nation.
- From beyond, Arkansas is in the top-15 nationally, as the Hogs have hit 220 threes so far this season, 13th-most in the NCAA.
- The Hogs are averaging 9.2 makes per game, the 15th-best mark in the NCAA.

CARRYING THE SCORING TORCH

- Makayla Daniels looks to be the next great guard for the University of Arkansas.
- Despite the loss, Daniels was phenomenal against Creighton, going for a career-best 34 points.
- She did it efficiently, too, making 11 of her 17 shots, five of her six threes and seven of her eight free throws. She also swiped a team-best three steals in the loss.
- Daniels also scored 32 points against Cal, which was her first-career 30+ point game.
- With her second 30-point game, Daniels joins Hog legends Chelsea Dungee, Alexis Tolefree and Shameka Christon as the only Hogs with multiple 30+ point games in the same season since 2000.
- Daniels has also been great defensively, as she leads the Razorbacks with 39 steals. The next closest Hog, Amber Ramirez, has 28.

LAST TIME OUT

- Arkansas Women's Basketball won its second straight game on Sunday afternoon in Mizzou Arena, riding a 54-point second half to an 88-71 win over Missouri. With the win, the Hogs have now won six straight games over their rivals.
- Head Coach Mike Neighbors' squad put together arguably its best performance of the season on Sunday - they shot 47 percent from the field, 40 percent from three, and dominated the Tigers on the glass, 49-37.
- Redshirt senior guard Amber Ramirez's stellar SEC season continued, as she went for 25 points and nine rebounds in the win. The Splash Sister was held scoreless in the first quarter, but dominated from then on, finishing with her seventh 20+ point game of the season. Freshman Samara Spencer was excellent in her return to the floor, going for a career-best 22 points, seven boards and four assists.
- Mizzou headed into the halftime locker room with some serious momentum, as Aijha Blackwell dropped in an and-one to close out the first half scoring. Blackwell and the Tigers went into the intermission up 41-34, holding the Hogs to just 36 percent shooting from the field over the first two quarters.
- Arkansas turned the heat way up in the second half, though, dominating the home team in the final two frames, 54-30. Spencer and Sasha Goforth dropped in 15 each after the break, while Ramirez chipped in with 14. The Hogs entered the fourth quarter up four, after by trailing by as many as 11 in the third period. Ramirez had several spectacular, momentum-shifting plays in the half, but none were bigger than her deep triple that beat the third quarter buzzer. The Hogs would blow the game wide open in the final frame, outscoring the Tigers 26-13. Neighbors' team hit eight of their 13 shots in the frame, including three of four from downtown.
- Freshman Jersey Wolfenbarger registered her second-career double-double, going for 12 points and 11 rebounds.
- Goforth has now scored 15+ in back-to-back games. She also blocked three Mizzou shots, her 13th game this season with multiple blocks.



HOGS STAYING HOME

ERYNN BARNUM
RJR. | F | LITTLE ROCK, ARKANSAS

AVERY HUGHES
JR. | G | BENTONVILLE, ARKANSAS

ELAUNA EATON
RFR. | G | HELENA, ARKANSAS

SASHA GOFORTH
SO. | G | FAYETTEVILLE, ARKANSAS

JERSEY WOLFENBARGER
FR. | G/F | FORT SMITH, ARKANSAS

MARYAM DAUDA
FR. | F | BENTONVILLE, ARKANSAS

→ The Hogs' roster is Arkansas heavy, and that starts from the top down, as Head Coach Mike Neighbors, a University of Arkansas Alum, was born and raised in Greenwood, Ark.

→ Erynn Barnum, now a redshirt junior, is the oldest of the Arkansas bunch. After an extremely successful season coming off the bench, she started off her season strong before injuring her knee against Cal on December 5. However, she returned against Alabama, and immediately showed that her scoring, defense and rebounding are going to be a major boost for the Hogs down the stretch.

→ Junior Avery Hughes of Bentonville, who was the first walk-on of the Neighbors era at Arkansas, was recently put on scholarship.

→ Coming off an ACL tear, redshirt freshman Elauna Eaton, a Helena, Ark. native, has made an impact for the Hogs right away, serving as a microwave scorer off the bench.

→ Transferring in this season, sophomore Sasha Goforth has been one of Arkansas' best overall players. Goforth does it all – she is fourth on the team in scoring (11.3 PPG), third on the team in rebounding (5.0 RPG) and leads the Hogs in blocks (1.8 BPG).

→ Freshman Jersey Wolfenbarger arrives on the Hill as perhaps the most highly touted player in the program's history. The 6-5 wing ranked No. 7 in the 2021 Hoopgurlz rankings was the Arkansas Gatorade Player of the Year twice in a row, and earned a spot on the gold medal winning U19 FIBA World Cup squad.

→ Not far behind her, though, is fellow freshman Maryam Dauda. Dauda, like Wolfenbarger was a McDonald's All-American and Jordan Brand Classic Invitee. Dauda is currently rehabbing a torn ACL.

THE GLUE

→ Rylee Langerman has quickly become a fan favorite among the Hog faithful.

→ Her hustle and energy are staples to her game, and she is the glue that holds the team together.

→ Langerman is coming off her finest collegiate game, coming off the bench to score 17 points in the Hogs' win over rival Missouri.

→ She also did other Rylee things in the game despite the point total, though, pulling down five rebounds and nabbing a steal.

→ She made five threes in the game, the most in her career so far.

→ A lot of the time, Langerman's stats don't show up in the box score, but if there's a loose ball, a ball going out of bounds, or a tie-up, you can bet that she's involved.

→ Her tie-up against Auburn late helped the Hogs win it at the buzzer.

→ There have been a few games this season where the box score has appropriately showed her impact though, including her game against A&M recently.

→ Langerman showed it all against the Aggies, scoring four points, pulling down 11 rebounds, dishing two assists and blocking a shot.

PICK YOUR POISON

→ The Hogs' offensive philosophy is centered around "making opponents wrong".

→ With the plethora of weapons Neighbors has on this team, that is happening nightly.

→ Amber Ramirez (15.9 PPG) leads the way, but three other Hogs – Makayla Daniels (14.5 PPG), Samara Spencer (11.9) and Sasha Goforth (11.3PPG) – are averaging double-figure points.

→ Erynn Barnum (9.0 PPG) and freshman Jersey Wolfenbarger (7.7 PPG) are also providing a scoring punch for the Hogs.

→ Ramirez (x10), Daniels (x7), Goforth (x3) and Barnum (x3) have all been the top scorer at least three times this season.

→ Daniels, Ramirez and Spencer are the only Hogs to have scored more than 20 in a game. Ramirez has done it seven times, the most on the team.

FRESHMEN READY

→ With conference play in full swing, it has become obvious that a few first-year Hogs are, as Coach Neighbors says, "Freshman Ready".

→ The charge has been led by Samara Spencer and Jersey Wolfenbarger, two freshmen that have already won SEC Freshman of the Week honors.

→ Spencer has now won the weekly honor four times this season.

→ Her first followed week one of the season, as she averaged 11.3 points, 2.0 rebounds, 2.7 assists and 1.0 steals per game in three contests

WHAT'S HE SAYIN'?

Trying to figure out what Coach Neighbors is saying on the bench? Don't worry – he has a language all his own.

Coach Neighbors plays Positionless Basketball. Instead of having guards, forwards and centers, he has Rabbits, Rackers, Locks and Dragons.



Rabbits run the floor and look to score quickly with a layup.



Rackers bring the ball up the floor, and are trying to get to the rack.



Locks, generally good three-point shooters, are trying to win the race to the corners.



The Dragon is the last player down the court, dragging behind the others.

against Tarleton State, UAPB and then-No. 2 UConn.

→ Her second came after Arkansas beat both Alabama and Mississippi State during the penultimate week of January.

→ Spencer finished the week averaging 18.5 points, 4.0 rebounds, 4.0 assists and 2.0 steals per game. She shot it well, too, hitting 52 percent of her shots and a scorching 56 percent of her long balls.

→ Her third came after Arkansas split games against #12 LSU and #7 Tennessee.

→ She averaged 18.5 points and 3.5 rebounds against the Tigers and Lady Vols.

→ She won it again following a 22-point, 7-rebound, 4-assist effort at Missouri.

→ Wolfenbarger, meanwhile, won the award following week three of the season, taking home the hardware following a two-game-in-two-day stretch against Sam Houston and Belmont in which she averaged 13 points, 3.5 boards, 1.5 assists and 0.5 steals per game.

→ The 6-5 freshman guard is starting to find her footing down low. She's now double-doubled in back-to-back games, at Texas A&M (12 pts, 10 rebs) and at Missouri (12 pts, 11 rebs).

→ Though she hasn't won any SEC awards, freshman forward Emrie Ellis is also making her mark. She scored a career-best 11 points against Auburn in an increased role.

→ Ellis has blocked 19 shots this season, second on the team, despite only playing in 20 games this season.

OUR RECORD WHEN ...

| | |
|-----------------------------|--------------|
| Overall | 16-8 |
| Home / Away / Neutral | 12-3/3-5/1-0 |
| SEC | 6-5 |
| Home / Away | 4-2/2-3 |
| White Uniforms | 13-4 |
| Cardinal Uniforms | 2-4 |
| Anthraccite Uniforms | 1-0 |

LEADS/QUARTERS/HALFTIME/OT

| | |
|---|------|
| Leading after the 1st quarter | 10-2 |
| Leading after the 2nd quarter/Half | 13-2 |
| Leading after the 3rd quarter | 10-2 |
| Leading at the half, home | 10-0 |
| Leading at the half, road/neutral | 3-2 |
| Tied at the half, home | 1-0 |
| Tied at the half, road/neutral | 0-0 |
| Games decided by 5 points or fewer | 2-2 |
| Games decided by 10 points or fewer | 4-5 |
| Leading with 5:00 left | 15-0 |
| Leading with 2:00 left | 14-1 |
| Overtime games | 0-1 |

OFFENSE

| | |
|---|------|
| Scoring less than 70 points | 3-5 |
| Scoring 70-79 points | 2-1 |
| Scoring 80-89 points | 6-2 |
| Scoring 90-99 points | 5-0 |
| Scoring 100+ points | 0-0 |
| 2 Players Or Less in Double Figures | 1-4 |
| 3 Players in Double Figures | 4-2 |
| 4 Players in Double Figures | 5-2 |
| 5 Players in Double Figures | 4-0 |
| 5+ Players in Double Figures | 2-0 |
| When shooting 50 percent or higher | 4-0 |
| When shooting less than 50 percent | 12-8 |

REBOUNDING/TURNOVERS

| | |
|--|------|
| When outrebounding opponent | 9-1 |
| When outrebounded | 6-7 |
| When rebounds are even | 1-0 |
| When grabbing 10+ offensive reb | 12-7 |
| When forcing 15+ turnovers | 12-2 |
| When committing less than 15 turnovers | 13-8 |
| When committing 15+ turnovers | 2-0 |

Top Scorers (Includes Ties)

| | |
|---------------|--|
| Daniels | TSU, ASU, UCF, Cal, JSU, CREIGH, SC |
| Barnum | TSU, UConn, SMU, Belmont, UCF, AUB |
| Eaton | UAPB |
| Ramirez | UConn, Sam Houston, LR, Tenn, MIZ, Bama, |
| | LSU, @ Tenn, AUB, @ MIZ |
| Goforth | LR, UCA, Vandy |
| Spencer | MSU, @ A&M |

Top Rebounders (Includes Ties)

| | |
|--------------------|--------------------------------------|
| Daniels | TSU, ASU, UCF, MIZ, SC |
| Barnum | TSU, UConn, SMU, Belmont, UCF, AUB |
| Eaton | UAPB |
| Goforth | Sam Houston, JSU, CREIGH, Vandy, MSU |
| Oberg | LR |
| Langerman | UCA, @ A&M |
| Ramirez | Tenn, Bama, @ Tenn |
| Spencer | Tenn |
| Wolfenbarger | LSU, @ MIZ |

Months

| | |
|----------------|-----|
| November | 6-1 |
| December | 4-2 |
| January | 4-4 |
| February | 2-1 |

OFFENSE

Scored 110+ ----- 110, vs. Providence (11-16-98)
 Scored 100+ points at home ----- 105, vs. UCA (12-13-20)
 Scored 100+ points on the road ----- 108, at Ole Miss (2-16-20) | 108, Baylor (3-6-91)
 Scored 90-99 points ----- 90, No. 12 LSU (1-27-22)
 Scored 90+ points at home ----- 90, No. 12 LSU (1-27-22)
 Scored 90+ points on the road ----- 99, at Alabama (1-20-22)
 Scored 80-89 points ----- 88, at Missouri (2-13-22)
 Scored 80-89 points at home ----- 83, at Missouri (2-13-22)
 Scored 80-89 points on the road ----- 83, at No. 7 Tennessee (1-31-22)
 Was held to 50-59 ----- 52, No. 1 South Carolina (1-16-22)
 Was held to 49-40 ----- 42 at No. 9 South Carolina (1-25-18)
 Was held to 39-20 ----- 34, at LSU, 2-7-19
 Was held to 20 or less ----- N/A
 Made 40+ field goals ----- 40, vs. UCA (12-13-20)
 Made 17+ three-point field goals ----- 19, Alabama (2-28-21)
 Made 10+ three-point field goals ----- 12, at No. 7 Tennessee (1-31-22)
 Did not make 3-pointer (since 1986) ----- 0-10, at LSU, (2-7-19)
 Made 30 free throws ----- 30 (30-39), No. 4 Baylor (12-6-20)
 Made 25 free throws ----- 29 (29-32), Cal (12-5-21)
 Shot 50-59 or better ----- 50.0, No. 12 LSU (1-27-22)
 Shot 60 or better ----- .644 (38-59) at Ole Miss (2-16-20)
 Held to less than 30 ----- 28.3 (17-60), No. 1 South Carolina (1-16-22)
 Held to less than 20 ----- .182 (10-55) vs. No. 6 Tennessee (1-8-12; L, 38-69)
 Had 20 or more assists in a game ----- 22, vs. UCA (12-13-20)

DEFENSE

Allowed 100 points ----- 104, at No. 4 South Carolina (1-18-21)
 Allowed 80-99 points ----- 86, at No. 7 Tennessee (1-31-22)
 Held opponent to 40-49 points ----- 44, vs. UCA (12-18-21)
 Held opponent to 39-30 ----- 39, Little Rock (12-12-21)
 Held an SEC opponent under 50 points in 3 cons. games ----- 47, Auburn (1-29-15)
 ----- W, 52-47; 42, Alabama (2-1-15, W, 53-42); #24/21 Georgia (2-9-15, W, 54-48)
 Held opponent to 29 points or less ----- 23, Binghamton, 11-30-13
 Held an opponent under 15 points in a half ----- 12, vs. UCA (12-13-20)
 Held an opponent to 2 points in a quarter ----- 2, vs. UCA (12-13-20)
 Held opponent under 15 field goals ----- 14, Houston Baptist, 12-28-16
 Held opponent to less than 30 percent shooting ----- 29.9 (17-57), vs. UCA (12-18-21)
 Held opponent to less than 20 percent shooting ----- 19.7 (13-66), vs. Northwestern State (12-15-19)
 Held opponent under 15 percent from 3-point ----- 14.3, No. 7 Tennessee (1-2-22)
 Opponent did not make a 3-pointer ----- 0, Tulsa (12-11-19)
 Had 70+ rebounds ----- 74, Mississippi Valley State (11-24-89)
 Had 60-69 rebounds ----- 64, Prairie View A&M (12-16-18)
 Had 50-59 rebounds ----- 53, Oral Roberts (11-25-20)
 Had 10 or more blocked shots in a game ----- 12, UAPB (11-12-21)
 Had 20 or more steals in a game ----- 20, ORU (11-13-13)
 Had 15 or more steals in a game ----- 18, vs. UT Martin (12-29-19)
 Forced 25+ Turnovers in a game ----- 29, Oral Roberts (11-25-20)

OTHER

Won an overtime game ----- 85-81, at Missouri, (2-2-20)
 Lost an overtime game ----- 86-83, at No. 7 Tennessee (1-31-22)
 Won a double overtime game ----- 73-72, vs. Florida (1-29-12)
 Lost a double overtime game ----- N/A
 Won a triple overtime game ----- 91-80 Win in 3OT, 2-10-13, at Alabama
 Played consecutive OT games ----- 1-24-16 at Auburn (lost); 1-28-16 vs Florida (lost)
 Won regular season tournament ----- Bahamas Hoopfest (Nassau, Bahamas, Nov. 29-28, 2019)
 Defeated ranked team ----- 90-76, vs. No. 12 LSU (1-27-22)
 Defeated a ranked team on the road --- 57-53, at #19/18 LSU, 2-23-14; 77-76, #17/16 Iowa (Las Vegas), 12-18-14
 All-time SEC win streak ----- 8 games (1-15-12: Auburn through 2-15-12: at Auburn)
 All-time SEC home win streak ----- 5 games (1-15-12: Auburn -- 2-9-12: S. Carolina)
 ----- 5 games (1-14-21: Florida -- 2-28-21: Alabama)

A RAZORBACK PLAYER ...

Scored 20-24 points ----- 22, Samara Spencer, at Missouri (2-13-22)
 Scored 25-29 points ----- 25, Amber Ramirez, at Missouri (2-13-22)
 Scored 30+ points ----- 30, Amber Ramirez, Auburn (2-10-22)
 Scored 40+ points ----- 41, Chelsea Dungee vs Auburn (2-10-19)
 Scored 20+ points 10 times in a season ----- Chelsea Dungee (20x | 2018-19)
 ----- Chelsea Dungee (11x | 2019-20)
 ----- Chelsea Dungee (17x | 2020-21)
 Double figures in 15 cons games (Season) ----- Jessica Jackson, 11/11/16, LSU 1-8-17
 ----- Chelsea Dungee, 26 games, (2018-19 & 2019-20)
 ----- Chelsea Dungee, 31 games, (2019-20 & 2020-21)
 Five players scored double figures in 1 game ----- at Alabama (1-20-22)
 ----- Ramirez 19, Daniels 18, Spencer 18, Wolfenbarger 12, Goforth 11
 Five Starters In Double Figures ----- at Alabama (1-20-22)
 ----- Ramirez 19, Daniels 18, Spencer 18, Wolfenbarger 12, Goforth 11
 Seven players scored in double figures in 1 game ----- vs. Northwestern State, 11-9-18
 ----- (Tolfree, Galden, Monk, Thomas, Doumbia, Dungee, Williams)
 Made 10+ field goals in a game ----- 10, Amber Ramirez, Auburn (2-10-22)
 Attempted 20+ field goals in a game ----- 21, Samara Spencer, at No. 7 Tennessee (1-31-22)
 Made 10 free throws in a game ----- 11, Amber Ramirez, Missouri (1-9-22)
 Made 7 or more 3-pt FG in a game ----- 8, Amber Ramirez, Alabama (2-28-21)
 Attempted 10 or more 3-pt FG in a game ----- 11, Amber Ramirez, Auburn (2-10-22)
 Had 10-14 rebounds ----- 11, Jersey Wolfenbarger, at Missouri (2-13-22)
 Had 15-19 rebounds ----- 21, Taylah Thomas, New Orleans, 11-8-19
 Had 20+ rebounds ----- 21, Taylah Thomas, New Orleans, 11-8-19
 Had 10 offensive reb - Records go back to 05-06 ----- 11, Melissa Wolff
 ----- vs. New Orleans (1-30-15)
 Had 10+ defensive reb - Records go back to 05-06 ----- 10, Amber Ramirez, Cal (12-5-21)
 Had 10+ assists ----- 10, Destiny Slocum, at Mizzou (2-4-21)
 Had 10+ assists in cons games ----- Jailyn Mason (11 vs. HBU, 12-28-16 and 10 at Ole
 ----- Miss, 1-1-17), Calli Berna (11 vs. No. 10/8 KY 2/7/13 and 11 at UA 2/10/13)
 Had 5+ blocks in a game ----- 5, Sasha Goforth, No. 7 Tennessee (1-2-22)
 Had 9+ blocks in a game ----- 9, Robyn Irwin vs. SMSU, 12-19-88 (school record)
 Had 5 or more steals in a game ----- 6, Makayla Daniels, vs. UCA (12-18-21)
 Had a double-double ----- 12 points, 11 rebounds, at Missouri (2-13-22)
 Had a double-double in two cons games ----- Jersey Wolfenbarger, at Texas A&M, at Missouri (2022)
 ----- 12 & 10/12 & 11
 Had two players record a double-double ----- Kiara Williams (12 pts/16 reb) &
 ----- Malica Monk (10 pts/10 reb), Grambling State, 12-28-17
 Had seven double-doubles in a season ----- Devin Cospier, 2017-18
 ----- (SHSU, ORU, NMSU, Char., Tulsa, OM, AL)
 Had 10+ double-doubles in a season ----- 2006-07, Lauren Ervin (14)
 Had a triple-double ----- 14 pts, 13 reb, 12 asts, C'eira Ricketts vs. Auburn (1-18-09)

MORE ABOUT MIKE

Hometown: Greenwood, Ark. (Greenwood HS)
 Family: Daughter Abby; Sons Alec, Bowen and Barrett
 Alma Mater: Arkansas, 1993



MIKE NEIGHBORS

THE MOST INTERESTING COACH IN COLLEGE BASKETBALL

Fifth Season | Career Record: 192-99 (8) | Arkansas Record: 94-58 (5)

NEIGHBORS BY THE NUMBERS

- 192 Wins (192-99, 8 seasons)
- 5 Players drafted in the WNBA (HC)
- 14 Signed McDonald's All-Americans
- 8 Years as a head coach
- 7 Postseason appearances
- 1 Final Four appearance

LEARN MORE



Sign up for Mike Neighbors' newsletter and listen to his podcasts at CoachNeighbors.com

NABES FAVES

TOP 10 MOVIES

1. A Few Good Men
2. The Hunt For Red October
3. The Silence Of The Lambs
4. Hoosiers
5. Moneyball
6. Pretty Woman
7. Top Gun
8. JFK
9. The Lion King
10. Purple Rain

See the entire list here: <http://imdb.to/2royaEO>

TOP 10 SONGS

1. Sweet Child O' Mine (Guns N' Roses)
2. You Shook Me All Night Long (AC/DC)
3. Man In The Mirror (Michael Jackson)
4. Amarillo By Morning (George Strait)
5. Jessie's Girl (Rick Springfield)
6. Hysteria (Def Leppard)
7. Fishin' In The Dark (Nitty Gritty Dirt Band)
8. The Ballad of Curtis Loew (Lynyrd Skynyrd)
9. Wanted Dead Or Alive (Bon Jovi)
10. Let's Go Crazy (Prince)

TOP 10 TV SHOWS

1. West Wing (first three seasons)
2. Ted Lasso
3. The Wire
4. Breaking Bad
5. Seinfeld
6. The Newsroom
7. Prison Break
8. Arrested Development
9. Game of Thrones
10. The Goldbergs

Four years after his return to his alma mater, Mike Neighbors has transformed Arkansas into a nationally recognized women's basketball program. During his time back home, Neighbors has guided his Hogs to the best four-year period of sustained success in program history. The proof of his success, and the success of his system, lies in the numbers - Neighbors has accumulated 176 wins during his eight seasons as a head coach, one of only two NCAA Division I Head Coaches to do so in eight or fewer seasons.

Entering his fifth season on the bench for Arkansas, Neighbors is coming off a historic campaign unlike any other. Under his watchful eye, the Hogs have been transformed into a winner in the Southeastern Conference. His 2020-21 team helped cement that, as the Razorbacks finished 9-6 in the league, the first time in program history with back-to-back winning seasons since joining the SEC back in 1991. Neighbors' 2020-21 squad was also at its best when the competition was at its most fierce - his most recent team became the first Razorback squad to beat two top-five teams in the same season, as Arkansas beat both No. 4 Baylor and No. 3 UConn this past season. Their win against Baylor was the first top-five win for the program since 2003, and its first win against a defending national champion since 1996. Neighbors' Hogs accomplished all this in the midst of the COVID-19 pandemic, and during the regular season, played in 26 games, the most in the NCAA. That was not by accident - Neighbors and his staff went the extra mile in how they traveled, practiced and managed their team on gameday. The season culminated with the program's first trip to the NCAA Tournament since 2015, and if not for the COVID-19 pandemic, it would have been the first back-to-back appearances for the program since the 2002 and 2003 NCAA Tournaments.

TIMELINE

- Bentonville HS Head Coach 1994-98
- Cabot HS Head Coach 1998-99
- Arkansas Director of Ops 1999-01
- Tulsa Univ. Assistant Coach 2001-05
- Univ. of Colorado Assistant Coach 2005-06
- Univ. of Arkansas Assistant Coach 2006-07
- Xavier Assistant Coach 2007-2011
- Univ. of Washington Assistant Coach 2011-13
- Univ. of Washington Head Coach 2013-17
- Univ. of Arkansas Head Coach 2017-present

COACHING DEVELOPMENT

| Coach | w/Nabes | Now |
|----------------|-----------------|----------------------|
| Chantel Osahor | '20, '21 | AC Oklahoma |
| Fred Castro | '14, '15, '16 | HC Eastern Michigan |
| Adia Barnes | '14, '15 | HC Arizona |
| Adam Call | '14 | AC George Washington |
| Morgan Valley | '16 | AC Arizona |
| Todd Schaefer | '16-'21 | AHC Arkansas |
| Devin Cosper | '18 (As Player) | Ops Presbyterian |

COACHING HISTORY

| Year | Overall | Pac-12 | Finish |
|---------|--------------|--------------|--------|
| 2013-14 | 20-14 (.588) | 10-8 (.556) | 6 |
| 2014-15 | 23-10 (.697) | 11-7 (.611) | 5 |
| 2015-16 | 26-11 (.703) | 11-7 (.611) | 5 |
| 2016-17 | 29-6 (.829) | 15-3 (.833) | T-2 |
| UW | 98-41 (.705) | 47-25 (.662) | |

| Year | Overall | SEC | Finish |
|---------|--------------|--------------|--------|
| 2017-18 | 13-18 (.419) | 3-13 (.188) | T-11 |
| 2018-19 | 22-15 (.611) | 6-10 (.375) | 10 |
| 2019-20 | 24-8 (.750) | 10-6 (.625) | T3 |
| 2020-21 | 19-9 (.679) | 9-6 (.600) | T5 |
| 2021-22 | 16-8 (.667) | 6-5 (.545) | |
| Ark | 94-58 (.618) | 34-40 (.459) | |

Totals 192-99 (.660) 81-65 (.555) 8 yrs

PLAYER DEVELOPMENT

| YEAR | UNIVERSITY | PLAYER | ROUND | OVERALL | TEAM NOTE |
|------|------------|------------------|-------|---------|---|
| 2021 | Arkansas | Chelsea Dungee | 1 | 5 | Dallas Wings ! @ |
| 2021 | Arkansas | Destiny Slocum | 2 | 14 | Las Vegas Aces ! @ |
| 2021 | Arizona | Aari McDonald | 1 | 3 | Atlanta Dream @ |
| 2017 | Washington | Kelsey Plum | 1 | 1 | San Antonio Stars ! @ |
| | Washington | Chantel Osahor | 2 | 21 | Chicago Sky ! @ |
| 2016 | Washington | Talia Walton | 3 | 29 | Los Angeles Sparks ! @ |
| 2011 | Xavier | Amber Harris | 1 | 4 | Minnesota Lynx # |
| | Xavier | Ta'Shia Phillips | 1 | 8 | Atlanta Dream # |
| | TAMU/UAFS | Tanisha Smith | 2 | 22 | Seattle Storm # |
| | Colorado | Brittany Spears | 2 | 19 | Phoenix Mercury * |
| 2009 | Arkansas | Shameka Christon | 1 | 5 | New York Liberty S |
| 2008 | Arkansas | Lauren Ervin | 3 | 37 | Connecticut Sun # |
| 2006 | Tulsa | Megan Moody | - | - | Houston Comets Free Agent # |
| 2003 | Tulsa | Allison Curtin | 1 | 12 | Houston Comets ! # Traded to Detroit Shock |
| | Arkansas | Dana Cherry | 2 | 23 | Charlotte Sting S |

*- Signed but did not coach

!- At the school when player was drafted

@- Worked with player as a head coach

#- Worked with player as an assistant coach


S- Worked with player as other (GA, etc)

NABES VS. ARKANSAS HISTORY

| Category | NABES | All Others In Program History |
|----------------------------|-----------|-------------------------------|
| Winning Record In SEC Play | 2 Seasons | 2 Seasons |
| SEC Tourney Finals | 1 | 0 |
| Top 5 Wins | 2 | 2 |
| Weeks Ranked in AP Top 25 | 34 | 63 |
| Top 15 WNBA Draft Picks | 2 | 1 |
| McDonald's AAs Signed | 5 | 1 |
| WBCA AAs | 1 | 1 |

THE MOST INTERESTING MAN IN COLLEGE BASKETBALL

- Movies: His expansive movie collection includes digital, disk and VHS copies. Did you know he used to work at BlockBuster? On a related note, he also collects books that have been turned into movies.
- Baseballs autographed by movie stars: Ask him about this collection – talk about some good stories.
- Lunch Boxes: Coach collects tin lunch boxes that he carried to school and has them displayed in his home. His first lunch box had KISS on it.
- Hamilton: Nabes is a huge Hamilton fan, and routinely quotes the Broadway musical to players, fans and media alike.
- Athens City Champion: Coach stumbled upon a dart tournament while on a trip to Athens, Georgia. He joined in and was one of the two-man winning team.
- Ask him about shoes, music, movies, guitars, basketball nostalgia – just about anything!



| | | | | | | | | | |
|----------------------|-------------------|---|---|--------------------|---|---|------------------|-----|----|
| NEIGHBORS VERSUS ... | Fresno State | 2 | 0 | Northwestern State | 2 | 0 | TCU | 0 | 1 |
| Abilene Christian | Furman | 1 | 0 | Notre Dame | 0 | 1 | Tennessee | 2 | 4 |
| Alabama | Georgia | 1 | 5 | Oklahoma | 1 | 2 | Tennessee Martin | 1 | 0 |
| Arizona State | Grambling State | 2 | 0 | Ole Miss | 5 | 1 | Tennessee State | 1 | 0 |
| Arizona | Grand Canyon | 1 | 0 | Oral Roberts | 4 | 0 | Tennessee Tech | 1 | 0 |
| Arkansas State | Hartford | 1 | 0 | Oregon State | 1 | 6 | Texas A&M | 3 | 8 |
| Auburn | Hawai'i | 1 | 0 | Oregon | 5 | 3 | Texas Tech | 1 | 0 |
| Baylor | Houston | 2 | 0 | Pennsylvania | 1 | 0 | Tulsa | 3 | 0 |
| Belmont | Idaho | 1 | 0 | Pittsburgh | 1 | 1 | UAB | 1 | 0 |
| Boise State | Iowa State | 0 | 1 | Portland | 3 | 1 | UAPB | 2 | 0 |
| BYU | Jackson State | 2 | 0 | Prairie View A&M | 1 | 0 | UC Irvine | 1 | 0 |
| California | Kansas | 0 | 1 | Saint Mary's | 0 | 1 | UC Riverside | 2 | 0 |
| Central Arkansas | Kansas State | 1 | 0 | Sam Houston | 2 | 0 | UCLA | 4 | 2 |
| Central Florida | Kentucky | 2 | 4 | Samford | 1 | 0 | USC | 6 | 0 |
| Charlotte | Little Rock | 3 | 0 | San Diego State | 2 | 0 | Utah | 7 | 3 |
| Colorado State | Louisiana-Monroe | 2 | 0 | San Diego | 1 | 0 | UT-Arlington | 2 | 0 |
| Colorado | LSU | 3 | 2 | Santa Clara | 1 | 0 | UTEP | 0 | 2 |
| Connecticut | McNeese State | 1 | 0 | Savannah State | 1 | 0 | Vanderbilt | 3 | 2 |
| Creighton | Maryland | 1 | 1 | Seattle | 4 | 0 | Wake Forest | 1 | 0 |
| CSUN | Miami | 0 | 1 | SMU | 2 | 0 | Washington State | 5 | 3 |
| DePaul | Mississippi State | 2 | 5 | South Carolina | 1 | 7 | Weber State | 1 | 0 |
| Eastern Washington | Missouri | 7 | 4 | South Dakota | 2 | 0 | Wisconsin | 3 | 0 |
| Florida State | Montana State | 2 | 0 | Stanford | 3 | 5 | Wright State | 0 | 1 |
| Florida | Nebraska | 1 | 1 | Stony Brook | 1 | 0 | Yale | 1 | 0 |
| FGCU | New Mexico State | 1 | 0 | Syracuse | 0 | 2 | TOTALS | 192 | 99 |
| Fordham | New Orleans | 1 | 0 | Tarleton State | 1 | 0 | | | |



Arkansas Combined Team Statistics (as of Feb 13, 2022) All games



| RECORD: | OVERALL | HOME | AWAY | NEUTRAL |
|----------------|---------|------|------|---------|
| ALL GAMES | 16-8 | 12-3 | 3-5 | 1-0 |
| CONFERENCE | 6-5 | 4-2 | 2-3 | 0-0 |
| NON-CONFERENCE | 10-3 | 8-1 | 1-2 | 1-0 |

| # | Player | gp-gs | min | avg | Total | | 3-Point | | F-Throw | | Rebounds | | | | pf | dq | a | to | blk | stl | pts | avg |
|----------------|-------------------|-------|------|------|---------|--------|---------|--------|---------|-------|----------|-----|-----|------|-----|----|-----|-----|-----|-----|-----|------|
| | | | | | fg-fga | fg% | 3fg-fga | 3fg% | ft-fa | ft% | off | def | tot | avg | | | | | | | | |
| 23 | Amber Ramirez | 22-22 | 741 | 33.7 | 117-275 | .42 | 64-152 | .42 | 51-59 | .86 | 3 | 95 | 98 | 4.5 | 29 | 0 | 45 | 24 | 3 | 30 | 349 | 15.9 |
| 43 | Makayla Daniels | 21-21 | 622 | 29.6 | 99-221 | .44 | 33-99 | .33 | 74-92 | .80 | 41 | 68 | 109 | 5.2 | 54 | 1 | 61 | 32 | 2 | 39 | 305 | 14.5 |
| 02 | Samara Spencer | 23-19 | 661 | 28.7 | 99-227 | .43 | 40-102 | .39 | 35-59 | .59 | 14 | 66 | 80 | 3.5 | 35 | 0 | 66 | 49 | 7 | 27 | 273 | 11.9 |
| 13 | Sasha Goforth | 24-24 | 653 | 27.2 | 100-230 | .43 | 16-60 | .26 | 54-87 | .62 | 39 | 82 | 121 | 5.0 | 60 | 3 | 38 | 30 | 43 | 16 | 270 | 11.3 |
| 04 | Erynn Barnum | 15-10 | 298 | 19.9 | 44-106 | .41 | 3-13 | .23 | 44-62 | .71 | 25 | 54 | 79 | 5.3 | 24 | 0 | 16 | 21 | 7 | 18 | 135 | 9.0 |
| 24 | Jersey Wolfenbarg | 22-15 | 474 | 21.5 | 64-159 | .40 | 17-61 | .27 | 25-56 | .44 | 29 | 60 | 89 | 4.0 | 56 | 2 | 21 | 31 | 18 | 14 | 170 | 7.7 |
| 01 | Marquesha Davis | 7-1 | 84 | 12.0 | 14-33 | .42 | 1-6 | .16 | 12-18 | .66 | 4 | 13 | 17 | 2.4 | 10 | 0 | 4 | 4 | 1 | 6 | 41 | 5.9 |
| 03 | Elauna Eaton | 24-2 | 361 | 15.0 | 28-91 | .30 | 26-79 | .32 | 15-18 | .83 | 2 | 30 | 32 | 1.3 | 22 | 0 | 5 | 12 | 1 | 6 | 97 | 4.0 |
| 55 | Emrie Ellis | 20-0 | 232 | 11.6 | 30-69 | .43 | 3-21 | .14 | 9-13 | .69 | 16 | 34 | 50 | 2.5 | 33 | 1 | 11 | 16 | 19 | 1 | 72 | 3.6 |
| 11 | Rylee Langerman | 24-6 | 470 | 19.6 | 29-77 | .37 | 13-39 | .33 | 13-23 | .56 | 34 | 62 | 96 | 4.0 | 62 | 1 | 25 | 22 | 7 | 24 | 84 | 3.5 |
| 25 | Destinee Oberg | 17-0 | 122 | 7.2 | 12-25 | .48 | 0-0 | .00 | 2-4 | .50 | 10 | 18 | 28 | 1.6 | 11 | 0 | 14 | 5 | 3 | 1 | 26 | 1.5 |
| 15 | Ashlyn Sage | 12-0 | 73 | 6.1 | 5-19 | .26 | 4-15 | .26 | 2-2 | 1.000 | 6 | 6 | 12 | 1.0 | 2 | 0 | 2 | 2 | 0 | 2 | 16 | 1.3 |
| 22 | Avery Hughes | 12-0 | 34 | 2.8 | 0-4 | .00 | 0-2 | .00 | 0-0 | .00 | 0 | 1 | 1 | 0.1 | 2 | 0 | 2 | 2 | 0 | 1 | 0 | 0.0 |
| Team | | | | | | | | | | | 54 | 55 | 109 | | | | 9 | | | | | |
| Total..... | | 24 | 4825 | | 641-153 | .41220 | 649 | .33336 | 493 | .68 | 277 | 644 | 921 | 38.4 | 400 | 8 | 310 | 259 | 111 | 185 | 183 | 76.6 |
| Opponents..... | | 24 | 4825 | | 566-146 | .38123 | 416 | .29288 | 422 | .68 | 291 | 679 | 970 | 40.4 | 454 | - | 261 | 383 | 87 | 114 | 154 | 64.3 |

| TEAM STATISTICS | ARK | OPP | Date | Opponent | Score | Att. |
|-----------------------|----------|----------|------------|-----------------|-----------|------|
| SCORING | 1838 | 1543 | 11/10/21 | TARLETON ST. | w 85-33 | 2614 |
| Points per game | 76.6 | 64.3 | 11/12/21 | ARK.-PINE BLUFF | w 96-53 | 2425 |
| Scoring margin | +12.3 | - | 11/14/21 | at UConn | L 80-95 | 9359 |
| FIELD GOALS-ATT | 641-1536 | 566-1460 | 11/19/21 | at Arkansas St. | w 94-71 | 2574 |
| Field goal pct | .417 | .388 | 11/22/21 | SMU | w 65-58 | 3060 |
| 3 POINT FG-ATT | 220-649 | 123-416 | 11/27/21 | SAM HOUSTON | w 92-66 | 3335 |
| 3-point FG pct | .339 | .296 | 11/28/21 | BELMONT | w 83-63 | 2834 |
| 3-pt FG made per gam | 9.2 | 5.1 | 12/02/21 | at UCF | L 51-52 | 2777 |
| FREE THROWS-ATT | 336-493 | 288-422 | 12/05/21 | CALIFORNIA | w 84-67 | 3100 |
| Free throw pct | .682 | .682 | 12/09/21 | JACKSON ST. | w 66-62 | 2522 |
| F-Throws made per ga | 14.0 | 12.0 | 12/12/21 | LITTLE ROCK | w 73-39 | 3451 |
| REBOUNDS | 921 | 970 | 12/18/21 | vs Central Ark. | w 82-44 | 3177 |
| Rebounds per game | 38.4 | 40.4 | 12/21/21 | CREIGHTON | L 72-81 | 3216 |
| Rebounding margin | -2.0 | - | * 01/02/22 | TENNESSEE | L 63-70 | 3655 |
| ASSISTS | 310 | 261 | * 01/06/22 | at Vanderbilt | L 51-54 | 194 |
| Assists per game | 12.9 | 10.9 | * 01/09/22 | MISSOURI | w 83-73 | 3632 |
| TURNOVERS | 259 | 383 | * 01/16/22 | SOUTH CAROLINA | L 52-61 | 4265 |
| Turnovers per game | 10.8 | 16.0 | * 01/20/22 | at Alabama | w 99-71 | 1911 |
| Turnover margin | +5.2 | - | * 01/23/22 | MISSISSIPPI ST. | w 74-54 | 4177 |
| Assist/turnover ratio | 1.2 | 0.7 | * 01/27/22 | LSU | w 90-76 | 3574 |
| STEALS | 185 | 114 | * 01/31/22 | at Tennessee | Lot 83-86 | 7071 |
| Steals per game | 7.7 | 4.8 | * 02/03/22 | at Texas A&M | L 64-77 | 3092 |
| BLOCKS | 111 | 87 | * 02/10/22 | AUBURN | w 68-66 | 2862 |
| Blocks per game | 4.6 | 3.6 | * 02/13/22 | at Missouri | w 88-71 | 0 |
| ATTENDANCE | 48722 | 30155 | | | | |
| Home games-Avg/Gam | 15-3248 | 8-3372 | | | | |
| Neutral site-Avg/Game | - | 1-3177 | | | | |

| Score by Periods | 1st | 2nd | 3rd | 4th | OT | Totals |
|------------------|-----|-----|-----|-----|----|--------|
| Arkansas | 416 | 470 | 499 | 445 | 8 | 1838 |
| Opponents | 394 | 360 | 389 | 389 | 11 | 1543 |



Arkansas Combined Team Statistics (as of Feb 13, 2022) Conference games only



| RECORD: | OVERALL | HOME | AWAY | NEUTRAL |
|----------------|---------|------|------|---------|
| ALL GAMES | 6-5 | 4-2 | 2-3 | 0-0 |
| CONFERENCE | 6-5 | 4-2 | 2-3 | 0-0 |
| NON-CONFERENCE | 0-0 | 0-0 | 0-0 | 0-0 |

| # | Player | gp-gs | min | avg | Total | | 3-Point | | F-Throw | | Rebounds | | | | pf | dq | a | to | blk | stl | pts | avg |
|----------------|-------------------|-------|------|------|---------|------|---------|------|---------|-----|----------|-----|-----|------|-----|----|-----|-----|-----|-----|-----|------|
| | | | | | fg-fga | fg% | 3fg-fga | 3fg% | ft-fa | ft% | off | def | tot | avg | | | | | | | | |
| 23 | Amber Ramirez | 11-11 | 430 | 39.1 | 79-175 | .45 | 43-91 | .47 | 37-42 | .88 | 1 | 56 | 57 | 5.2 | 14 | 0 | 23 | 14 | 1 | 20 | 238 | 21.6 |
| 43 | Makayla Daniels | 8-8 | 259 | 32.4 | 34-91 | .37 | 13-43 | .30 | 29-36 | .80 | 18 | 24 | 42 | 5.3 | 21 | 1 | 23 | 14 | 0 | 13 | 110 | 13.8 |
| 02 | Samara Spencer | 10-10 | 327 | 32.7 | 52-124 | .41 | 19-55 | .34 | 12-27 | .44 | 7 | 41 | 48 | 4.8 | 13 | 0 | 29 | 21 | 5 | 11 | 135 | 13.5 |
| 13 | Sasha Goforth | 11-11 | 318 | 28.9 | 47-104 | .45 | 4-23 | .17 | 20-33 | .60 | 17 | 35 | 52 | 4.7 | 35 | 2 | 14 | 13 | 21 | 8 | 118 | 10.7 |
| 24 | Jersey Wolfenbarg | 10-10 | 236 | 23.6 | 30-83 | .36 | 6-35 | .17 | 13-23 | .56 | 14 | 28 | 42 | 4.2 | 25 | 1 | 12 | 13 | 11 | 9 | 79 | 7.9 |
| 04 | Erynn Barnum | 6-1 | 96 | 16.0 | 11-33 | .33 | 1-4 | .25 | 11-18 | .61 | 4 | 22 | 26 | 4.3 | 10 | 0 | 3 | 7 | 1 | 5 | 34 | 5.7 |
| 11 | Rylee Langerman | 11-3 | 249 | 22.6 | 16-45 | .35 | 7-24 | .29 | 4-8 | .50 | 23 | 30 | 53 | 4.8 | 34 | 1 | 11 | 8 | 4 | 14 | 43 | 3.9 |
| 55 | Emrie Ellis | 11-0 | 120 | 10.9 | 13-34 | .38 | 1-8 | .12 | 5-7 | .71 | 10 | 18 | 28 | 2.5 | 14 | 1 | 7 | 4 | 5 | 1 | 32 | 2.9 |
| 03 | Elauna Eaton | 11-1 | 139 | 12.6 | 8-29 | .27 | 8-26 | .30 | 2-4 | .50 | 1 | 11 | 12 | 1.1 | 8 | 0 | 1 | 9 | 0 | 1 | 26 | 2.4 |
| 15 | Ashlyn Sage | 4-0 | 18 | 4.5 | 0-4 | .00 | 0-4 | .00 | 0-0 | .00 | 0 | 0 | 0 | 0.0 | 0 | 0 | 0 | 0 | 0 | 0 | 0 | 0.0 |
| 25 | Destinee Oberg | 7-0 | 28 | 4.0 | 0-1 | .00 | 0-0 | .00 | 0-0 | .00 | 0 | 1 | 1 | 0.1 | 2 | 0 | 4 | 1 | 0 | 1 | 0 | 0.0 |
| 22 | Avery Hughes | 4-0 | 5 | 1.3 | 0-1 | .00 | 0-1 | .00 | 0-0 | .00 | 0 | 0 | 0 | 0.0 | 0 | 0 | 0 | 0 | 0 | 0 | 0 | 0.0 |
| Team | | | | | | | | | | | 28 | 30 | 58 | | | | 6 | | | | | |
| Total..... | | 11 | 2225 | | 290-724 | .401 | 102-314 | .321 | 133-198 | .67 | 123 | 296 | 419 | 38.1 | 176 | 6 | 127 | 110 | 48 | 83 | 815 | 74.1 |
| Opponents..... | | 11 | 2225 | | 277-695 | .396 | 67-213 | .311 | 138-200 | .69 | 144 | 333 | 477 | 43.4 | 184 | - | 137 | 163 | 45 | 51 | 759 | 69.0 |

TEAM STATISTICS

| | ARK | OPP |
|-----------------------|---------|---------|
| SCORING | 815 | 759 |
| Points per game | 74.1 | 69.0 |
| Scoring margin | +5.1 | - |
| FIELD GOALS-ATT | 290-724 | 277-695 |
| Field goal pct | .401 | .399 |
| 3 POINT FG-ATT | 102-314 | 67-213 |
| 3-point FG pct | .325 | .315 |
| 3-pt FG made per gam | 9.3 | 6.1 |
| FREE THROWS-ATT | 133-198 | 138-200 |
| Free throw pct | .672 | .690 |
| F-Throws made per ga | 12.1 | 12.5 |
| REBOUNDS | 419 | 477 |
| Rebounds per game | 38.1 | 43.4 |
| Rebounding margin | -5.3 | - |
| ASSISTS | 127 | 137 |
| Assists per game | 11.5 | 12.5 |
| TURNOVERS | 110 | 163 |
| Turnovers per game | 10.0 | 14.8 |
| Turnover margin | +4.8 | - |
| Assist/turnover ratio | 1.2 | 0.8 |
| STEALS | 83 | 51 |
| Steals per game | 7.5 | 4.6 |
| BLOCKS | 48 | 45 |
| Blocks per game | 4.4 | 4.1 |
| ATTENDANCE | 22165 | 12268 |
| Home games-Avg/Gam | 6-3694 | 5-2454 |
| Neutral site-Avg/Game | - | 0-0 |

| Date | Opponent | Score | Att. |
|------------|-----------------|-----------|------|
| * 01/02/22 | TENNESSEE | L 63-70 | 3655 |
| * 01/06/22 | at Vanderbilt | L 51-54 | 194 |
| * 01/09/22 | MISSOURI | W 83-73 | 3632 |
| * 01/16/22 | SOUTH CAROLINA | L 52-61 | 4265 |
| * 01/20/22 | at Alabama | W 99-71 | 1911 |
| * 01/23/22 | MISSISSIPPI ST. | W 74-54 | 4177 |
| * 01/27/22 | LSU | W 90-76 | 3574 |
| * 01/31/22 | at Tennessee | Lot 83-86 | 7071 |
| * 02/03/22 | at Texas A&M | L 64-77 | 3092 |
| * 02/10/22 | AUBURN | W 68-66 | 2862 |
| * 02/13/22 | at Missouri | W 88-71 | 0 |

* - Conference game

| Score by Periods | 1st | 2nd | 3rd | 4th | OT | Totals |
|------------------|-----|-----|-----|-----|----|--------|
| Arkansas | 174 | 204 | 220 | 209 | 8 | 815 |
| Opponents | 183 | 178 | 192 | 195 | 11 | 759 |



Arkansas Team Game-by-Game (as of Feb 14, 2022) All games



TEAM STATISTICS

| Opponent | Date | Score | W/L | Total | | 3-Pointers | | Free throws | | Rebounds | | | | pf | a | t/o | blk | stl | pts | avg |
|-----------------|--------|-------|-----|----------|------|------------|------|-------------|------|----------|-----|-----|------|-----|-----|-----|-----|-----|------|------|
| | | | | fg-fga | pct | 3fg-fga | pct | ft-fta | pct | off | def | tot | avg | | | | | | | |
| TARLETON ST. | 11/10/ | 85-33 | W | 29-62 | .46 | 8-24 | .33 | 19-30 | .63 | 14 | 33 | 47 | 47.0 | 19 | 14 | 11 | 5 | 10 | 85 | 85.0 |
| ARK.-PINE BLUFF | 11/12/ | 96-53 | W | 31-75 | .41 | 13-43 | .30 | 21-33 | .63 | 15 | 33 | 48 | 47.5 | 23 | 20 | 10 | 12 | 9 | 96 | 90.5 |
| at UConn | 11/14/ | 80-95 | L | 29-75 | .38 | 5-22 | .22 | 17-21 | .81 | 15 | 22 | 37 | 44.0 | 21 | 11 | 9 | 4 | 4 | 80 | 87.0 |
| at Arkansas St. | 11/19/ | 94-71 | W | 36-72 | .50 | 9-28 | .32 | 13-19 | .68 | 12 | 31 | 43 | 43.8 | 21 | 13 | 11 | 9 | 10 | 94 | 88.8 |
| SMU | 11/22/ | 65-58 | W | 25-64 | .39 | 4-20 | .20 | 11-27 | .40 | 13 | 27 | 40 | 43.0 | 18 | 9 | 8 | 1 | 8 | 65 | 84.0 |
| SAM HOUSTON | 11/27/ | 92-66 | W | 30-66 | .45 | 12-28 | .42 | 20-27 | .74 | 14 | 23 | 37 | 42.0 | 17 | 18 | 16 | 6 | 11 | 92 | 85.3 |
| BELMONT | 11/28/ | 83-63 | W | 29-61 | .47 | 10-21 | .47 | 15-18 | .83 | 6 | 25 | 31 | 40.4 | 10 | 17 | 10 | 5 | 10 | 83 | 85.0 |
| at UCF | 12/02/ | 51-52 | L | 18-50 | .36 | 9-31 | .29 | 6-8 | .75 | 10 | 21 | 31 | 39.2 | 23 | 11 | 12 | 1 | 7 | 51 | 80.8 |
| CALIFORNIA | 12/05/ | 84-67 | W | 24-54 | .44 | 7-18 | .38 | 29-32 | .90 | 12 | 24 | 36 | 38.9 | 17 | 9 | 15 | 2 | 6 | 84 | 81.1 |
| JACKSON ST. | 12/09/ | 66-62 | W | 24-65 | .36 | 8-29 | .27 | 10-18 | .55 | 12 | 27 | 39 | 38.9 | 16 | 18 | 12 | 3 | 7 | 66 | 79.6 |
| LITTLE ROCK | 12/12/ | 73-39 | W | 24-57 | .42 | 11-24 | .45 | 14-21 | .66 | 15 | 29 | 44 | 39.4 | 14 | 15 | 13 | 4 | 5 | 73 | 79.0 |
| vs Central Ark. | 12/18/ | 82-44 | W | 28-56 | .50 | 11-26 | .42 | 15-22 | .68 | 6 | 32 | 38 | 39.2 | 7 | 20 | 11 | 6 | 10 | 82 | 79.2 |
| CREIGHTON | 12/21/ | 72-81 | L | 24-55 | .43 | 11-21 | .52 | 13-19 | .68 | 10 | 21 | 31 | 38.6 | 18 | 8 | 11 | 5 | 5 | 72 | 78.7 |
| TENNESSEE | 01/02/ | 63-70 | L | 23-76 | .30 | 8-40 | .20 | 9-11 | .81 | 12 | 24 | 36 | 38.4 | 29 | 6 | 9 | 8 | 8 | 63 | 77.6 |
| at Vanderbilt | 01/06/ | 51-54 | L | 19-67 | .28 | 9-33 | .27 | 4-8 | .50 | 17 | 28 | 45 | 38.9 | 17 | 11 | 12 | 4 | 5 | 51 | 75.8 |
| MISSOURI | 01/09/ | 83-73 | W | 27-62 | .43 | 11-27 | .40 | 18-22 | .81 | 10 | 22 | 32 | 38.4 | 11 | 13 | 2 | 4 | 6 | 83 | 76.2 |
| SOUTH CAROLINA | 01/16/ | 52-61 | L | 17-60 | .28 | 7-29 | .24 | 11-13 | .84 | 8 | 17 | 25 | 37.6 | 18 | 7 | 10 | 4 | 9 | 52 | 74.8 |
| at Alabama | 01/20/ | 99-71 | W | 38-64 | .59 | 15-29 | .51 | 8-13 | .61 | 7 | 30 | 37 | 37.6 | 10 | 24 | 14 | 4 | 12 | 99 | 76.2 |
| MISSISSIPPI ST. | 01/23/ | 74-54 | W | 26-64 | .40 | 9-27 | .33 | 13-19 | .68 | 15 | 29 | 44 | 37.9 | 12 | 10 | 8 | 3 | 8 | 74 | 76.1 |
| LSU | 01/27/ | 90-76 | W | 31-62 | .50 | 13-25 | .52 | 15-23 | .65 | 6 | 23 | 29 | 37.5 | 16 | 19 | 12 | 1 | 12 | 90 | 76.8 |
| at Tennessee | 01/31/ | 83-86 | Lot | 29-76 | .38 | 12-40 | .30 | 13-21 | .61 | 11 | 29 | 40 | 37.6 | 20 | 12 | 10 | 3 | 8 | 83 | 77.0 |
| at Texas A&M | 02/03/ | 64-77 | L | 23-64 | .35 | 4-23 | .17 | 14-25 | .56 | 10 | 36 | 46 | 38.0 | 16 | 11 | 10 | 8 | 2 | 64 | 76.5 |
| AUBURN | 02/10/ | 68-66 | W | 24-59 | .40 | 6-21 | .28 | 14-23 | .60 | 13 | 23 | 36 | 37.9 | 11 | 8 | 10 | 4 | 6 | 68 | 76.1 |
| at Missouri | 02/13/ | 88-71 | W | 33-70 | .47 | 8-20 | .40 | 14-20 | .70 | 14 | 35 | 49 | 38.4 | 16 | 6 | 13 | 5 | 7 | 88 | 76.6 |
| Arkansas | | 1838 | | 641-1536 | .417 | 220-649 | .339 | 336-493 | .682 | 277 | 644 | 921 | 38.4 | 400 | 310 | 259 | 111 | 185 | 1838 | 76.6 |
| Opponents | | 1543 | | 566-1460 | .388 | 123-416 | .296 | 288-422 | .682 | 291 | 679 | 970 | 40.4 | 454 | 261 | 383 | 87 | 114 | 1543 | 64.3 |

Games played: 24
Points/game: 76.6
FG Pct: 41.7
3FG Pct: 33.9
FT Pct: 68.2

Rebounds/game: 38.4
Assists/game: 12.9
Turnovers/game: 10.8
Assist/turnover ratio: 1.2
Steals/game: 7.7
Blocks/game: 4.6



Arkansas Opponent Game-by-Game (as of Feb 14, 2022) All games



OPPONENT STATISTICS

| Opponent | Date | Score | | Total | | 3-Pointers | | Free throws | | Rebounds | | | | pf | a | t/o | blk | stl | pts | avg |
|-----------------|--------|-------|-----|----------|------|------------|------|-------------|------|----------|-----|-----|------|-----|-----|-----|-----|-----|------|------|
| | | | | fg-fga | pct | 3fg-fga | pct | ft-fta | pct | off | def | tot | avg | | | | | | | |
| TARLETON ST. | 11/10/ | 85-33 | W | 11-49 | .22 | 2-15 | .13 | 9-16 | .56 | 7 | 24 | 31 | 31.0 | 24 | 3 | 23 | 6 | 5 | 33 | 33.0 |
| ARK.-PINE BLUFF | 11/12/ | 96-53 | W | 16-64 | .25 | 3-15 | .20 | 18-25 | .72 | 17 | 34 | 51 | 41.0 | 27 | 4 | 24 | 0 | 3 | 53 | 43.0 |
| at UConn | 11/14/ | 80-95 | L | 37-65 | .56 | 5-18 | .27 | 16-25 | .64 | 7 | 33 | 40 | 40.7 | 19 | 20 | 11 | 6 | 8 | 95 | 60.3 |
| at Arkansas St. | 11/19/ | 94-71 | W | 25-63 | .39 | 4-10 | .40 | 17-26 | .65 | 12 | 28 | 40 | 40.5 | 18 | 9 | 17 | 2 | 2 | 71 | 63.0 |
| SMU | 11/22/ | 65-58 | W | 23-58 | .39 | 3-14 | .21 | 9-14 | .64 | 9 | 31 | 40 | 40.4 | 27 | 12 | 16 | 3 | 4 | 58 | 62.0 |
| SAM HOUSTON | 11/27/ | 92-66 | W | 28-62 | .45 | 4-11 | .36 | 6-9 | .66 | 10 | 25 | 35 | 39.5 | 26 | 10 | 23 | 2 | 4 | 66 | 62.7 |
| BELMONT | 11/28/ | 83-63 | W | 24-55 | .43 | 8-22 | .36 | 7-10 | .70 | 6 | 26 | 32 | 38.4 | 13 | 10 | 19 | 5 | 4 | 63 | 62.7 |
| at UCF | 12/02/ | 51-52 | L | 16-48 | .33 | 1-11 | .09 | 19-28 | .67 | 16 | 23 | 39 | 38.5 | 12 | 7 | 12 | 0 | 8 | 52 | 61.4 |
| CALIFORNIA | 12/05/ | 84-67 | W | 25-61 | .41 | 7-24 | .29 | 10-12 | .83 | 11 | 18 | 29 | 37.4 | 26 | 13 | 14 | 6 | 6 | 67 | 62.0 |
| JACKSON ST. | 12/09/ | 66-62 | W | 25-64 | .39 | 1-8 | .12 | 11-19 | .57 | 16 | 34 | 50 | 38.7 | 20 | 10 | 18 | 8 | 8 | 62 | 62.0 |
| LITTLE ROCK | 12/12/ | 73-39 | W | 15-57 | .26 | 2-16 | .12 | 7-10 | .70 | 13 | 19 | 32 | 38.1 | 20 | 3 | 17 | 2 | 4 | 39 | 59.9 |
| vs Central Ark. | 12/18/ | 82-44 | W | 17-57 | .29 | 2-9 | .22 | 8-12 | .66 | 10 | 25 | 35 | 37.8 | 19 | 5 | 17 | 0 | 4 | 44 | 58.6 |
| CREIGHTON | 12/21/ | 72-81 | L | 27-62 | .43 | 14-30 | .46 | 13-16 | .81 | 13 | 26 | 39 | 37.9 | 19 | 18 | 9 | 2 | 3 | 81 | 60.3 |
| TENNESSEE | 01/02/ | 63-70 | L | 23-53 | .43 | 1-7 | .14 | 23-36 | .63 | 10 | 40 | 50 | 38.8 | 21 | 13 | 20 | 6 | 1 | 70 | 61.0 |
| at Vanderbilt | 01/06/ | 51-54 | L | 20-52 | .38 | 2-9 | .22 | 12-21 | .57 | 9 | 34 | 43 | 39.1 | 11 | 8 | 13 | 3 | 5 | 54 | 60.5 |
| MISSOURI | 01/09/ | 83-73 | W | 27-61 | .44 | 10-25 | .40 | 9-13 | .69 | 14 | 24 | 38 | 39.0 | 15 | 14 | 13 | 1 | 2 | 73 | 61.3 |
| SOUTH CAROLINA | 01/16/ | 52-61 | L | 21-51 | .41 | 7-18 | .38 | 12-15 | .80 | 11 | 34 | 45 | 39.4 | 12 | 10 | 19 | 9 | 5 | 61 | 61.3 |
| at Alabama | 01/20/ | 99-71 | W | 27-69 | .39 | 10-30 | .33 | 7-9 | .77 | 14 | 21 | 35 | 39.1 | 17 | 12 | 16 | 2 | 6 | 71 | 61.8 |
| MISSISSIPPI ST. | 01/23/ | 74-54 | W | 21-58 | .36 | 5-22 | .22 | 7-12 | .58 | 11 | 23 | 34 | 38.8 | 13 | 8 | 13 | 6 | 4 | 54 | 61.4 |
| LSU | 01/27/ | 90-76 | W | 30-67 | .44 | 4-14 | .28 | 12-19 | .63 | 12 | 27 | 39 | 38.8 | 19 | 12 | 16 | 3 | 3 | 76 | 62.2 |
| at Tennessee | 01/31/ | 83-86 | Lot | 32-82 | .39 | 7-23 | .30 | 15-20 | .75 | 21 | 39 | 60 | 39.9 | 21 | 19 | 16 | 7 | 4 | 86 | 63.3 |
| at Texas A&M | 02/03/ | 64-77 | L | 26-77 | .33 | 7-19 | .36 | 18-23 | .78 | 19 | 39 | 58 | 40.7 | 19 | 12 | 7 | 2 | 6 | 77 | 63.9 |
| AUBURN | 02/10/ | 68-66 | W | 24-58 | .41 | 5-16 | .31 | 13-16 | .81 | 13 | 25 | 38 | 40.6 | 16 | 14 | 16 | 5 | 8 | 66 | 64.0 |
| at Missouri | 02/13/ | 88-71 | W | 26-67 | .38 | 9-30 | .30 | 10-16 | .62 | 10 | 27 | 37 | 40.4 | 20 | 15 | 14 | 1 | 7 | 71 | 64.3 |
| Opponents | | 1543 | | 566-1460 | .388 | 123-416 | .296 | 288-422 | .682 | 291 | 679 | 970 | 40.4 | 454 | 261 | 383 | 87 | 114 | 1543 | 64.3 |
| Arkansas | | 1838 | | 641-1536 | .417 | 220-649 | .339 | 336-493 | .682 | 277 | 644 | 921 | 38.4 | 400 | 310 | 259 | 111 | 185 | 1838 | 76.6 |

Games played: 24
Points/game: 64.3
FG Pct: 38.8
3FG Pct: 29.6
FT Pct: 68.2

Rebounds/game: 40.4
Assists/game: 10.9
Turnovers/game: 16.0
Assist/turnover ratio: 0.7
Steals/game: 4.8
Blocks/game: 3.6



Arkansas Category Leaders (as of Feb 14, 2022) All games



| Points | G | Pts | Pts/G |
|---------------------|----|-----|-------|
| Amber Ramirez | 22 | 349 | 15.9 |
| Makayla Daniels | 21 | 305 | 14.5 |
| Samara Spencer | 23 | 273 | 11.9 |
| Sasha Goforth | 24 | 270 | 11.3 |
| Jersey Wolfenbarger | 22 | 170 | 7.7 |
| Erynn Barnum | 15 | 135 | 9.0 |
| Elauna Eaton | 24 | 97 | 4.0 |
| Rylee Langerman | 24 | 84 | 3.5 |
| Emrie Ellis | 20 | 72 | 3.6 |
| Marquesha Davis | 7 | 41 | 5.9 |
| Destinee Oberg | 17 | 26 | 1.5 |
| Ashlyn Sage | 12 | 16 | 1.3 |

| Scoring Average | G | Pts | Avg/G |
|---------------------|----|-----|-------|
| Amber Ramirez | 22 | 349 | 15.9 |
| Makayla Daniels | 21 | 305 | 14.5 |
| Samara Spencer | 23 | 273 | 11.9 |
| Sasha Goforth | 24 | 270 | 11.3 |
| Erynn Barnum | 15 | 135 | 9.0 |
| Jersey Wolfenbarger | 22 | 170 | 7.7 |
| Marquesha Davis | 7 | 41 | 5.9 |
| Elauna Eaton | 24 | 97 | 4.0 |
| Emrie Ellis | 20 | 72 | 3.6 |
| Rylee Langerman | 24 | 84 | 3.5 |
| Destinee Oberg | 17 | 26 | 1.5 |
| Ashlyn Sage | 12 | 16 | 1.3 |

| FG Percentage | FG | Att | Pct |
|---------------------|-----|-----|------|
| Destinee Oberg | 12 | 25 | .480 |
| Makayla Daniels | 99 | 221 | .448 |
| Samara Spencer | 99 | 227 | .436 |
| Sasha Goforth | 100 | 230 | .435 |
| Emrie Ellis | 30 | 69 | .435 |
| Amber Ramirez | 117 | 275 | .425 |
| Marquesha Davis | 14 | 33 | .424 |
| Erynn Barnum | 44 | 106 | .415 |
| Jersey Wolfenbarger | 64 | 159 | .403 |
| Rylee Langerman | 29 | 77 | .377 |
| Elauna Eaton | 28 | 91 | .308 |
| Ashlyn Sage | 5 | 19 | .263 |

| Field Goal Attempts | G | Att | Att/G |
|---------------------|----|-----|-------|
| Amber Ramirez | 22 | 275 | 12.5 |
| Sasha Goforth | 24 | 230 | 9.6 |
| Samara Spencer | 23 | 227 | 9.9 |
| Makayla Daniels | 21 | 221 | 10.5 |
| Jersey Wolfenbarger | 22 | 159 | 7.2 |

| Field Goals Made | G | Made | Made/G |
|---------------------|----|------|--------|
| Amber Ramirez | 22 | 117 | 5.3 |
| Sasha Goforth | 24 | 100 | 4.2 |
| Samara Spencer | 23 | 99 | 4.3 |
| Makayla Daniels | 21 | 99 | 4.7 |
| Jersey Wolfenbarger | 22 | 64 | 2.9 |

| 3-Point Percentage | 3FG | Att | Pct |
|---------------------|-----|-----|------|
| Amber Ramirez | 64 | 152 | .421 |
| Samara Spencer | 40 | 102 | .392 |
| Makayla Daniels | 33 | 99 | .333 |
| Rylee Langerman | 13 | 39 | .333 |
| Elauna Eaton | 26 | 79 | .329 |
| Jersey Wolfenbarger | 17 | 61 | .279 |
| Sasha Goforth | 16 | 60 | .267 |
| Ashlyn Sage | 4 | 15 | .267 |
| Erynn Barnum | 3 | 13 | .231 |
| Marquesha Davis | 1 | 6 | .167 |
| Emrie Ellis | 3 | 21 | .143 |
| Avery Hughes | 0 | 2 | .000 |

| 3-Point FG Attempts | G | Att | Att/G |
|---------------------|----|-----|-------|
| Amber Ramirez | 22 | 152 | 6.9 |
| Samara Spencer | 23 | 102 | 4.4 |
| Makayla Daniels | 21 | 99 | 4.7 |
| Elauna Eaton | 24 | 79 | 3.3 |
| Jersey Wolfenbarger | 22 | 61 | 2.8 |

| 3-Point FG Made | G | Made | Made/G |
|---------------------|----|------|--------|
| Amber Ramirez | 22 | 64 | 2.9 |
| Samara Spencer | 23 | 40 | 1.7 |
| Makayla Daniels | 21 | 33 | 1.6 |
| Elauna Eaton | 24 | 26 | 1.1 |
| Jersey Wolfenbarger | 22 | 17 | 0.8 |

| Free Throw Percent | FG | Att | Pct |
|---------------------|----|-----|-------|
| Ashlyn Sage | 2 | 2 | 1.000 |
| Amber Ramirez | 51 | 59 | .864 |
| Elauna Eaton | 15 | 18 | .833 |
| Makayla Daniels | 74 | 92 | .804 |
| Erynn Barnum | 44 | 62 | .710 |
| Emrie Ellis | 9 | 13 | .692 |
| Marquesha Davis | 12 | 18 | .667 |
| Sasha Goforth | 54 | 87 | .621 |
| Samara Spencer | 35 | 59 | .593 |
| Rylee Langerman | 13 | 23 | .565 |
| Destinee Oberg | 2 | 4 | .500 |
| Jersey Wolfenbarger | 25 | 56 | .446 |

| Free Throw Attempts | G | Att | Att/G |
|---------------------|----|-----|-------|
| Makayla Daniels | 21 | 92 | 4.4 |
| Sasha Goforth | 24 | 87 | 3.6 |
| Erynn Barnum | 15 | 62 | 4.1 |
| Amber Ramirez | 22 | 59 | 2.7 |
| Samara Spencer | 23 | 59 | 2.6 |

| Free Throws Made | G | Made | Made/G |
|------------------|----|------|--------|
| Makayla Daniels | 21 | 74 | 3.5 |
| Sasha Goforth | 24 | 54 | 2.3 |
| Amber Ramirez | 22 | 51 | 2.3 |
| Erynn Barnum | 15 | 44 | 2.9 |
| Samara Spencer | 23 | 35 | 1.5 |



Arkansas Category Leaders (as of Feb 14, 2022) All games



| Rebounds | G | Reb | Reb/G |
|---------------------|----------|------------|--------------|
| Sasha Goforth | 24 | 121 | 5.0 |
| Makayla Daniels | 21 | 109 | 5.2 |
| Amber Ramirez | 22 | 98 | 4.5 |
| Rylee Langerman | 24 | 96 | 4.0 |
| Jersey Wolfenbarger | 22 | 89 | 4.0 |

| Assists | G | No. | Ast/G |
|-----------------|----------|------------|--------------|
| Samara Spencer | 23 | 66 | 2.9 |
| Makayla Daniels | 21 | 61 | 2.9 |
| Amber Ramirez | 22 | 45 | 2.0 |
| Sasha Goforth | 24 | 38 | 1.6 |
| Rylee Langerman | 24 | 25 | 1.0 |

| Rebound Average | G | Reb | Avg/G |
|------------------------|----------|------------|--------------|
| Erynn Barnum | 15 | 79 | 5.3 |
| Makayla Daniels | 21 | 109 | 5.2 |
| Sasha Goforth | 24 | 121 | 5.0 |
| Amber Ramirez | 22 | 98 | 4.5 |
| Jersey Wolfenbarger | 22 | 89 | 4.0 |

| Steals | G | No. | Stl/G |
|-----------------|----------|------------|--------------|
| Makayla Daniels | 21 | 39 | 1.9 |
| Amber Ramirez | 22 | 30 | 1.4 |
| Samara Spencer | 23 | 27 | 1.2 |
| Rylee Langerman | 24 | 24 | 1.0 |
| Erynn Barnum | 15 | 18 | 1.2 |

| Offensive Rebounds | G | No. | Avg/G |
|---------------------------|----------|------------|--------------|
| Makayla Daniels | 21 | 41 | 2.0 |
| Sasha Goforth | 24 | 39 | 1.6 |
| Rylee Langerman | 24 | 34 | 1.4 |
| Jersey Wolfenbarger | 22 | 29 | 1.3 |
| Erynn Barnum | 15 | 25 | 1.7 |

| Blocked Shots | G | No. | Blk/G |
|----------------------|----------|------------|--------------|
| Sasha Goforth | 24 | 43 | 1.8 |
| Emrie Ellis | 20 | 19 | 1.0 |
| Jersey Wolfenbarger | 22 | 18 | 0.8 |
| Samara Spencer | 23 | 7 | 0.3 |
| Rylee Langerman | 24 | 7 | 0.3 |
| Erynn Barnum | 15 | 7 | 0.5 |

| Defensive Rebounds | G | No. | Avg/G |
|---------------------------|----------|------------|--------------|
| Amber Ramirez | 22 | 95 | 4.3 |
| Sasha Goforth | 24 | 82 | 3.4 |
| Makayla Daniels | 21 | 68 | 3.2 |
| Samara Spencer | 23 | 66 | 2.9 |
| Rylee Langerman | 24 | 62 | 2.6 |

| Minutes | G | No. | Min/G |
|---------------------|----------|------------|--------------|
| Amber Ramirez | 22 | 741 | 33.7 |
| Samara Spencer | 23 | 661 | 28.7 |
| Sasha Goforth | 24 | 653 | 27.2 |
| Makayla Daniels | 21 | 622 | 29.6 |
| Jersey Wolfenbarger | 22 | 474 | 21.5 |

| Fouls | G | No. | Per/G |
|---------------------|----------|------------|--------------|
| Rylee Langerman | 24 | 62 | 2.6 |
| Sasha Goforth | 24 | 60 | 2.5 |
| Jersey Wolfenbarger | 22 | 56 | 2.5 |
| Makayla Daniels | 21 | 54 | 2.6 |
| Samara Spencer | 23 | 35 | 1.5 |

| Turnovers | G | No. | TO/G |
|---------------------|----------|------------|-------------|
| Samara Spencer | 23 | 49 | 2.1 |
| Makayla Daniels | 21 | 32 | 1.5 |
| Jersey Wolfenbarger | 22 | 31 | 1.4 |
| Sasha Goforth | 24 | 30 | 1.3 |
| Amber Ramirez | 22 | 24 | 1.1 |

| Foulouts | G | No. |
|---------------------|----------|------------|
| Sasha Goforth | 24 | 3 |
| Jersey Wolfenbarger | 22 | 2 |
| Emrie Ellis | 20 | 1 |
| Rylee Langerman | 24 | 1 |
| Makayla Daniels | 21 | 1 |



Arkansas Points-Rebounds-Assists (as of Feb 14, 2022) All games



| Opponent | Date | Score | | 02 | 03 | 04 | 11 | 13 | 15 | 22 |
|-----------------|----------|-------|---|-----------|-----------|----------|----------|-----------|-----------|-----------|
| | | | | SPENCER,S | EATON,ELA | BARNUM,E | LANGERMA | GOFORTH,S | SAGE,ASHL | HUGHES,AV |
| TARLETON ST. | 11/10/21 | 85-33 | w | 12-3-2 | 11-2-0 | 12-6-2 | 2-2-3 | 8-5-2 | 6-0-0 | 0-0-1 |
| ARK.-PINE BLUFF | 11/12/21 | 96-53 | w | 14-3-4 | 15-7-1 | 15-6-1 | 5-1-0 | 11-4-3 | 0-3-1 | 0-0-0 |
| at UConn | 11/14/21 | 80-95 | L | 8-0-2 | 3-0-0 | 16-8-2 | 0-0-0 | 17-5-1 | DNP | DNP |
| at Arkansas St. | 11/19/21 | 94-71 | w | 16-6-2 | 5-1-0 | 5-4-1 | 8-6-3 | 8-4-1 | 3-1-0 | 0-1-0 |
| SMU | 11/22/21 | 65-58 | w | 6-3-2 | 0-0-0 | 18-9-0 | 0-4-0 | 8-8-2 | DNP | DNP |
| SAM HOUSTON | 11/27/21 | 92-66 | w | 12-1-3 | 0-0-0 | 6-3-0 | 4-2-1 | 7-6-4 | 0-1-0 | 0-0-0 |
| BELMONT | 11/28/21 | 83-63 | w | 13-1-3 | 6-2-0 | 15-7-1 | 8-2-0 | 10-2-1 | 0-0-0 | 0-0-0 |
| at UCF | 12/02/21 | 51-52 | L | 5-3-1 | 3-1-0 | 5-6-2 | 0-2-0 | 11-2-3 | DNP | DNP |
| CALIFORNIA | 12/05/21 | 84-67 | w | 9-2-2 | 2-1-0 | 9-4-4 | 3-3-0 | 19-4-0 | 0-0-0 | 0-0-0 |
| JACKSON ST. | 12/09/21 | 66-62 | w | 14-2-4 | 3-2-1 | DNP | 2-6-2 | 11-10-3 | DNP | DNP |
| LITTLE ROCK | 12/12/21 | 73-39 | w | 4-1-3 | 11-2-0 | DNP | 6-3-1 | 14-8-1 | 3-3-0 | 0-0-0 |
| vs Central Ark. | 12/18/21 | 82-44 | w | 15-1-6 | 6-2-1 | DNP | 3-8-3 | 17-4-1 | 4-4-1 | 0-0-1 |
| CREIGHTON | 12/21/21 | 72-81 | L | 10-6-3 | 6-0-1 | DNP | 0-4-1 | 11-7-2 | DNP | DNP |
| TENNESSEE | 01/02/22 | 63-70 | L | 8-6-0 | 4-3-0 | DNP | 0-4-2 | 9-4-0 | DNP | 0-0-0 |
| at Vanderbilt | 01/06/22 | 51-54 | L | 2-5-4 | 6-1-0 | DNP | 0-3-0 | 17-11-1 | DNP | DNP |
| MISSOURI | 01/09/22 | 83-73 | w | 3-4-3 | 0-0-1 | DNP | 17-5-0 | 10-1-0 | DNP | DNP |
| SOUTH CAROLINA | 01/16/22 | 52-61 | L | 6-4-1 | 0-0-0 | DNP | 1-2-0 | 8-3-2 | DNP | DNP |
| at Alabama | 01/20/22 | 99-71 | w | 18-3-5 | 6-1-0 | 8-4-1 | 3-2-1 | 11-3-2 | 0-0-0 | 0-0-0 |
| MISSISSIPPI ST. | 01/23/22 | 74-54 | w | 19-5-3 | 0-0-0 | 3-1-0 | 4-6-0 | 13-12-0 | 0-0-0 | 0-0-0 |
| LSU | 01/27/22 | 90-76 | w | 20-3-2 | 0-0-0 | 6-2-1 | 5-4-3 | 4-3-3 | 0-0-0 | 0-0-0 |
| at Tennessee | 01/31/22 | 83-86 | L | 17-4-4 | 3-3-0 | 5-5-0 | 1-6-1 | 10-3-1 | DNP | DNP |
| at Texas A&M | 02/03/22 | 64-77 | L | 20-7-3 | 1-3-0 | 8-5-0 | 4-11-2 | 2-3-2 | DNP | DNP |
| AUBURN | 02/10/22 | 68-66 | w | DNP | 3-1-0 | 4-9-1 | 4-7-2 | 16-5-2 | 0-0-0 | DNP |
| at Missouri | 02/13/22 | 88-71 | w | 22-7-4 | 3-0-0 | DNP | 4-3-0 | 18-4-1 | DNP | DNP |

| Opponent | Date | Score | | 23 | 24 | 25 | 43 | 55 |
|-----------------|----------|-------|---|-----------|----------|----------|-----------|------------|
| | | | | RAMIREZ,A | WOLFENBA | BERG,DES | DANIELS,M | ELLIS,EMRI |
| TARLETON ST. | 11/10/21 | 85-33 | w | 0-4-2 | 10-5-0 | 0-3-0 | 15-6-1 | 4-2-0 |
| ARK.-PINE BLUFF | 11/12/21 | 96-53 | w | 11-4-3 | 7-6-1 | 0-0-0 | 5-5-4 | 6-5-1 |
| at UConn | 11/14/21 | 80-95 | L | 20-2-2 | 0-4-0 | DNP | 5-6-3 | 6-4-0 |
| at Arkansas St. | 11/19/21 | 94-71 | w | 13-3-0 | DNP | 0-2-0 | 22-8-5 | 4-5-0 |
| SMU | 11/22/21 | 65-58 | w | 11-2-2 | 2-1-0 | DNP | 16-7-2 | 3-1-1 |
| SAM HOUSTON | 11/27/21 | 92-66 | w | 17-4-1 | 16-3-0 | 0-2-2 | 11-5-6 | 8-4-1 |
| BELMONT | 11/28/21 | 83-63 | w | 7-3-3 | 10-4-3 | 2-0-0 | 3-3-5 | 7-1-1 |
| at UCF | 12/02/21 | 51-52 | L | 3-2-3 | 6-3-1 | DNP | 18-6-1 | 0-0-0 |
| CALIFORNIA | 12/05/21 | 84-67 | w | 6-11-3 | 2-1-0 | 0-0-0 | 32-3-0 | 2-0-0 |
| JACKSON ST. | 12/09/21 | 66-62 | w | 9-0-3 | 7-4-0 | 4-2-2 | 16-8-3 | DNP |
| LITTLE ROCK | 12/12/21 | 73-39 | w | 14-6-0 | 4-5-2 | 10-10-3 | 7-2-5 | DNP |
| vs Central Ark. | 12/18/21 | 82-44 | w | DNP | 16-5-1 | 10-5-3 | 11-6-3 | DNP |
| CREIGHTON | 12/21/21 | 72-81 | L | DNP | 11-6-1 | 0-3-0 | 34-2-0 | DNP |
| TENNESSEE | 01/02/22 | 63-70 | L | 26-6-1 | 5-2-0 | 0-0-0 | 11-4-1 | 0-1-2 |
| at Vanderbilt | 01/06/22 | 51-54 | L | 15-4-1 | 0-2-0 | 0-0-1 | 7-9-2 | 4-2-2 |
| MISSOURI | 01/09/22 | 83-73 | w | 21-6-4 | 11-5-0 | DNP | 17-8-4 | 4-2-1 |
| SOUTH CAROLINA | 01/16/22 | 52-61 | L | 14-2-0 | 3-0-2 | 0-0-0 | 17-5-2 | 3-3-0 |
| at Alabama | 01/20/22 | 99-71 | w | 19-9-7 | 12-1-0 | 0-1-3 | 18-5-5 | 4-3-0 |
| MISSISSIPPI ST. | 01/23/22 | 74-54 | w | 17-4-2 | 3-3-2 | 0-0-0 | 15-5-3 | 0-1-0 |
| LSU | 01/27/22 | 90-76 | w | 25-3-2 | 8-6-4 | 0-0-0 | 20-5-4 | 2-0-0 |
| at Tennessee | 01/31/22 | 83-86 | L | 29-8-2 | 13-2-2 | DNP | 5-1-2 | 0-0-0 |
| at Texas A&M | 02/03/22 | 64-77 | L | 17-2-2 | 12-10-1 | DNP | DNP | 0-3-1 |
| AUBURN | 02/10/22 | 68-66 | w | 30-4-2 | DNP | 0-0-0 | DNP | 11-5-1 |
| at Missouri | 02/13/22 | 88-71 | w | 25-9-0 | 12-11-1 | DNP | DNP | 4-8-0 |



Arkansas Player High/Low Analysis (as of Feb 14, 2022) All games



Arkansas - INDIVIDUAL GAME HIGHS

| | | | |
|---------------------|--------------------------|---|--|
| Points | 34 | | Makayla Daniels vs Creighton (12/21/21) |
| | 32 | | Makayla Daniels vs California (12/05/21) |
| | 30 | | Amber Ramirez vs Auburn (02/10/22) |
| Field Goals Made | 29 | | Amber Ramirez at Tennessee (01/31/22) |
| | 26 | | Amber Ramirez vs Tennessee (01/02/22) |
| Field Goal Att. | 11 | | Makayla Daniels vs Creighton (12/21/21) |
| | 11 | | Makayla Daniels vs California (12/05/21) |
| FG Pct (min 5 made) | 25 | | Amber Ramirez vs Tennessee (01/02/22) |
| | 23 | | Amber Ramirez vs Auburn (02/10/22) |
| 3-Point FG Made | .875 | (7-8) | Jersey Wolfenbarger vs Central Ark. (12/18/21) |
| | .833 | (5-6) | Samara Spencer vs Tarleton St. (11/10/21) |
| 3-Point FG Att. | 5 | | Amber Ramirez vs Auburn (02/10/22) |
| | 5 | | Amber Ramirez at Tennessee (01/31/22) |
| | 5 | | Amber Ramirez vs LSU (01/27/22) |
| | 5 | | Samara Spencer vs Mississippi St. (01/23/22) |
| | 5 | | Amber Ramirez at Alabama (01/20/22) |
| | 5 | | Rylee Langerman vs Missouri (01/09/22) |
| | 5 | | Amber Ramirez at Vanderbilt (01/06/22) |
| | 5 | | Amber Ramirez vs Tennessee (01/02/22) |
| | 5 | | Makayla Daniels vs Creighton (12/21/21) |
| | 13 | | Amber Ramirez vs Tennessee (01/02/22) |
| | 3-Pt FG Pct (min 2 made) | 11 | |
| 11 | | | Jersey Wolfenbarger at Tennessee (01/31/22) |
| 11 | | | Amber Ramirez vs Ark.-Pine Bluff (11/12/21) |
| 11 | | | Elauna Eaton vs Ark.-Pine Bluff (11/12/21) |
| 1.000 | | (2-2) | Sasha Goforth at Missouri (02/13/22) |
| 1.000 | | (2-2) | Elauna Eaton at Alabama (01/20/22) |
| Free Throws Made | 1.000 | (2-2) | Makayla Daniels vs Central Ark. (12/18/21) |
| | 1.000 | (2-2) | Jersey Wolfenbarger vs Central Ark. (12/18/21) |
| | 1.000 | (2-2) | Rylee Langerman vs Belmont (11/28/21) |
| | 1.000 | (2-2) | Samara Spencer vs Tarleton St. (11/10/21) |
| | 1.000 | (2-2) | Ashlyn Sage vs Tarleton St. (11/10/21) |
| | 11 | | Amber Ramirez vs Missouri (01/09/22) |
| Free Throw Att. | 8 | | Erynn Barnum at UConn (11/14/21) |
| | 12 | | Amber Ramirez vs Missouri (01/09/22) |
| | 10 | | Sasha Goforth vs SMU (11/22/21) |
| FT Pct (min 3 made) | 10 | | Erynn Barnum at UConn (11/14/21) |
| | 1.000 | (7-7) | Sasha Goforth vs Central Ark. (12/18/21) |
| | 1.000 | (6-6) | Amber Ramirez vs California (12/05/21) |
| | 1.000 | (6-6) | Makayla Daniels vs California (12/05/21) |
| | 1.000 | (5-5) | Erynn Barnum vs Belmont (11/28/21) |
| | 1.000 | (5-5) | Sasha Goforth at UConn (11/14/21) |
| | 1.000 | (5-5) | Elauna Eaton vs Tarleton St. (11/10/21) |
| | 1.000 | (4-4) | Makayla Daniels vs Tennessee (01/02/22) |
| | 1.000 | (4-4) | Makayla Daniels at UCF (12/02/21) |
| | 1.000 | (3-3) | Sasha Goforth at Alabama (01/20/22) |
| | 1.000 | (3-3) | Samara Spencer vs Central Ark. (12/18/21) |
| | 1.000 | (3-3) | Makayla Daniels vs Little Rock (12/12/21) |
| | 1.000 | (3-3) | Elauna Eaton vs Belmont (11/28/21) |
| 1.000 | (3-3) | Amber Ramirez vs Sam Houston (11/27/21) | |
| Rebounds | 12 | | Sasha Goforth vs Mississippi St. (01/23/22) |
| | 11 | | Jersey Wolfenbarger at Missouri (02/13/22) |
| | 11 | | Rylee Langerman at Texas A&M (02/03/22) |



Arkansas Player High/Low Analysis (as of Feb 14, 2022) Conference games only



Arkansas - INDIVIDUAL GAME HIGHS

| | | | |
|--------------------------|-------|-------|--|
| Points | 30 | | Amber Ramirez vs Auburn (02/10/22) |
| | 29 | | Amber Ramirez at Tennessee (01/31/22) |
| | 26 | | Amber Ramirez vs Tennessee (01/02/22) |
| | 25 | | Amber Ramirez at Missouri (02/13/22) |
| Field Goals Made | 25 | | Amber Ramirez vs LSU (01/27/22) |
| | 10 | | Amber Ramirez vs Auburn (02/10/22) |
| Field Goal Att. | 10 | | Amber Ramirez vs LSU (01/27/22) |
| | 25 | | Amber Ramirez vs Tennessee (01/02/22) |
| | 23 | | Amber Ramirez vs Auburn (02/10/22) |
| FG Pct (min 5 made) | .778 | (7-9) | Amber Ramirez at Alabama (01/20/22) |
| | .714 | (5-7) | Jersey Wolfenbarger at Alabama (01/20/22) |
| 3-Point FG Made | 5 | | Amber Ramirez vs Auburn (02/10/22) |
| | 5 | | Amber Ramirez at Tennessee (01/31/22) |
| | 5 | | Amber Ramirez vs LSU (01/27/22) |
| | 5 | | Samara Spencer vs Mississippi St. (01/23/22) |
| | 5 | | Amber Ramirez at Alabama (01/20/22) |
| | 5 | | Rylee Langerman vs Missouri (01/09/22) |
| | 5 | | Amber Ramirez at Vanderbilt (01/06/22) |
| | 5 | | Amber Ramirez vs Tennessee (01/02/22) |
| 3-Point FG Att. | 13 | | Amber Ramirez vs Tennessee (01/02/22) |
| | 11 | | Amber Ramirez vs Auburn (02/10/22) |
| | 11 | | Jersey Wolfenbarger at Tennessee (01/31/22) |
| 3-Pt FG Pct (min 2 made) | 1.000 | (2-2) | Sasha Goforth at Missouri (02/13/22) |
| | 1.000 | (2-2) | Elauna Eaton at Alabama (01/20/22) |
| Free Throws Made | 11 | | Amber Ramirez vs Missouri (01/09/22) |
| | 7 | | Makayla Daniels vs LSU (01/27/22) |
| | 7 | | Makayla Daniels vs South Carolina (01/16/22) |
| Free Throw Att. | 12 | | Amber Ramirez vs Missouri (01/09/22) |
| | 9 | | Sasha Goforth vs Auburn (02/10/22) |
| FT Pct (min 3 made) | 1.000 | (4-4) | Makayla Daniels vs Tennessee (01/02/22) |
| | 1.000 | (3-3) | Sasha Goforth at Alabama (01/20/22) |
| Rebounds | 12 | | Sasha Goforth vs Mississippi St. (01/23/22) |
| | 11 | | Jersey Wolfenbarger at Missouri (02/13/22) |
| | 11 | | Rylee Langerman at Texas A&M (02/03/22) |
| | 11 | | Sasha Goforth at Vanderbilt (01/06/22) |
| Assists | 7 | | Amber Ramirez at Alabama (01/20/22) |
| | 5 | | Samara Spencer at Alabama (01/20/22) |
| | 5 | | Makayla Daniels at Alabama (01/20/22) |
| Steals | 4 | | Rylee Langerman at Missouri (02/13/22) |
| | 4 | | Amber Ramirez at Vanderbilt (01/06/22) |
| Blocked Shots | 5 | | Sasha Goforth vs Tennessee (01/02/22) |
| | 3 | | Sasha Goforth at Missouri (02/13/22) |
| | 3 | | Sasha Goforth vs Missouri (01/09/22) |
| Turnovers | 6 | | Samara Spencer at Missouri (02/13/22) |
| | 5 | | Amber Ramirez vs Auburn (02/10/22) |
| Fouls | 5 | | Sasha Goforth at Texas A&M (02/03/22) |
| | 5 | | Sasha Goforth vs Tennessee (01/02/22) |
| | 5 | | Makayla Daniels vs Tennessee (01/02/22) |
| | 5 | | Jersey Wolfenbarger vs Tennessee (01/02/22) |
| | 5 | | Emrie Ellis vs Tennessee (01/02/22) |
| | 5 | | Rylee Langerman vs Tennessee (01/02/22) |
| Minutes | 44 | | Amber Ramirez at Tennessee (01/31/22) |



2 Samara Spencer | Fr. | 5-7 | G | Fort Lauderdale, Fla. (St. Thomas Aquinas HS)

SEASON HIGHS

| | | | |
|-----------|----|----------------|----------|
| Points | 20 | @ Texas A&M | 2-3-22* |
| FG Made | 9 | @ Missouri | 2-13-22 |
| FG Att. | 21 | @ Missouri | 2-13-22* |
| 3FG Made | 5 | Miss. State | 1-23-22 |
| 3FG Att. | 8 | @ #7 Tennessee | 1-31-22* |
| FT Made | 6 | UAPB | 11-12-21 |
| FT Att. | 8 | UAPB | 11-12-21 |
| Off. Reb. | 2 | @ Vanderbilt | 1-6-22* |
| Def. Reb. | 7 | @ Missouri | 2-13-22* |
| Rebounds | 7 | @ Missouri | 2-13-22* |
| Assists | 6 | vs. UCA | 12-18-21 |
| Blocks | 1 | @ Missouri | 2-13-22* |
| Steals | 4 | Jackson State | 12-9-21 |
| Minutes | 43 | @ #7 Tennessee | 1-31-22 |

NOTES

- Won SEC Freshman of the Week for the fourth time on Feb. 15
- Scored 20 points and pulled down seven boards at A&M, both career-highs
- Earned SEC Freshman of the Week for the third time on Feb. 1
- Scored a career-best 20 points against #12 LSU
- Earned SEC Freshman of the Week again, scoring 19 against MSU and 18 at Bama
- Dropped in 16 points at Arkansas State
- Earned SEC Freshman of the Week Honors (Nov. 16)
- Back-to-back double figure performances to start her college career
- No. 72 overall recruit according to Blue Star at the time of her signing

CAREER HIGHS

(Same as Season Highs)

SEASON | CAREER SUPERLATIVES

| Stat | '21-'22 | Career |
|--------------------|---------|--------|
| Double Figure Pts | 14 | 14 |
| Double Figure Rebs | - | - |
| Double-Doubles | - | - |
| 5 + Assists | 2 | 2 |
| 5 + Blocks | - | - |
| 5 + Steals | - | - |
| Led Team in Pts | 2 | 2 |
| Led Team in Reb | 1 | 1 |
| 20+ Points | 3 | 3 |
| 30+ Points | - | - |

| Opponent | Date | qs | min | Total | | 3-Pointers | | Free throws | | Rebounds | | | Other | | | pts | avg | | | | |
|-----------------|--------|----|-----------|------------|---------------|------------|---------------|-------------|--------------|------------|-----------|-----------|-----------|------------|-----------|-----------|-----------|----------|-----------|------------|-------------|
| | | | | fg-fga | pct | 3fg-fga | pct | ft-fa | pct | off | def | tot | avg | pf | a | | | t/o | blk | stl | |
| TARLETON ST. | 11/10/ | | 17 | 5-6 | .83 | 2-2 | 1.00 | 0-2 | .00 | 0 | 3 | 3 | 3.0 | 3 | 2 | 2 | 0 | 1 | 12 | 12.0 | |
| ARK.-PINE BLUFF | 11/12/ | * | 21 | 3-5 | .60 | 2-3 | .66 | 6-8 | .75 | 1 | 2 | 3 | 3.0 | 2 | 4 | 3 | 0 | 1 | 14 | 13.0 | |
| at UConn | 11/14/ | | 17 | 3-6 | .50 | 0-1 | .00 | 2-2 | 1.00 | 0 | 0 | 0 | 2.0 | 1 | 2 | 1 | 0 | 1 | 8 | 11.3 | |
| at Arkansas St. | 11/19/ | | 23 | 6-11 | .54 | 2-5 | .40 | 2-3 | .66 | 2 | 4 | 6 | 3.0 | 0 | 2 | 0 | 0 | 1 | 16 | 12.5 | |
| SMU | 11/22/ | | 28 | 2-6 | .33 | 1-2 | .50 | 1-2 | .50 | 1 | 2 | 3 | 3.0 | 1 | 2 | 1 | 0 | 3 | 6 | 11.2 | |
| SAM HOUSTON | 11/27/ | * | 21 | 4-5 | .80 | 3-4 | .75 | 1-2 | .50 | 0 | 1 | 1 | 2.7 | 0 | 3 | 3 | 1 | 2 | 12 | 11.3 | |
| BELMONT | 11/28/ | * | 24 | 5-10 | .50 | 3-5 | .60 | 0-0 | .00 | 0 | 1 | 1 | 2.4 | 1 | 3 | 1 | 0 | 1 | 13 | 11.6 | |
| at UCF | 12/02/ | * | 35 | 2-6 | .33 | 1-5 | .20 | 0-0 | .00 | 0 | 3 | 3 | 2.5 | 2 | 1 | 0 | 1 | 0 | 5 | 10.8 | |
| CALIFORNIA | 12/05/ | * | 26 | 4-8 | .50 | 1-2 | .50 | 0-0 | .00 | 1 | 1 | 2 | 2.4 | 2 | 2 | 2 | 0 | 0 | 9 | 10.6 | |
| JACKSON ST. | 12/09/ | * | 27 | 4-9 | .44 | 3-5 | .60 | 3-4 | .75 | 1 | 1 | 2 | 2.4 | 1 | 4 | 4 | 0 | 4 | 14 | 10.9 | |
| LITTLE ROCK | 12/12/ | * | 24 | 2-7 | .28 | 0-1 | .00 | 0-0 | .00 | 1 | 0 | 1 | 2.3 | 4 | 3 | 3 | 0 | 0 | 4 | 10.3 | |
| vs Central Ark. | 12/18/ | * | 33 | 5-12 | .41 | 2-7 | .28 | 3-3 | 1.00 | 0 | 1 | 1 | 2.2 | 1 | 6 | 5 | 0 | 2 | 15 | 10.7 | |
| CREIGHTON | 12/21/ | * | 38 | 2-12 | .16 | 1-5 | .20 | 5-6 | .83 | 0 | 6 | 6 | 2.5 | 4 | 3 | 3 | 0 | 0 | 10 | 10.6 | |
| TENNESSEE | 01/02/ | * | 25 | 3-9 | .33 | 1-5 | .20 | 1-1 | 1.00 | 2 | 4 | 6 | 2.7 | 1 | 0 | 0 | 0 | 1 | 8 | 10.4 | |
| at Vanderbilt | 01/06/ | * | 26 | 1-10 | .10 | 0-5 | .00 | 0-0 | .00 | 2 | 3 | 5 | 2.9 | 2 | 4 | 1 | 1 | 1 | 2 | 9.9 | |
| MISSOURI | 01/09/ | * | 17 | 1-4 | .25 | 1-3 | .33 | 0-0 | .00 | 0 | 4 | 4 | 2.9 | 3 | 3 | 1 | 0 | 0 | 3 | 9.4 | |
| SOUTH CAROLINA | 01/16/ | * | 34 | 2-4 | .50 | 1-1 | 1.00 | 1-1 | 1.00 | 1 | 3 | 4 | 3.0 | 0 | 1 | 2 | 1 | 2 | 6 | 9.2 | |
| at Alabama | 01/20/ | * | 33 | 7-13 | .53 | 4-8 | .50 | 0-0 | .00 | 0 | 3 | 3 | 3.0 | 0 | 5 | 0 | 1 | 2 | 18 | 9.7 | |
| MISSISSIPPI ST. | 01/23/ | * | 35 | 6-12 | .50 | 5-8 | .62 | 2-4 | .50 | 0 | 5 | 5 | 3.1 | 2 | 3 | 1 | 0 | 2 | 19 | 10.2 | |
| LSU | 01/27/ | * | 38 | 8-15 | .53 | 3-5 | .60 | 1-6 | .16 | 1 | 2 | 3 | 3.1 | 2 | 2 | 2 | 0 | 1 | 20 | 10.7 | |
| at Tennessee | 01/31/ | * | 43 | 7-21 | .33 | 1-8 | .12 | 2-5 | .40 | 1 | 3 | 4 | 3.1 | 1 | 4 | 4 | 0 | 0 | 17 | 11.0 | |
| at Texas A&M | 02/03/ | * | 40 | 8-15 | .53 | 2-5 | .40 | 2-6 | .33 | 0 | 7 | 7 | 3.3 | 1 | 3 | 4 | 1 | 1 | 20 | 11.4 | |
| at Missouri | 02/13/ | * | 36 | 9-21 | .42 | 1-7 | .14 | 3-4 | .75 | 0 | 7 | 7 | 3.5 | 1 | 4 | 6 | 1 | 1 | 22 | 11.9 | |
| Totals | | | 19 | 661 | 99-227 | .43 | 40-102 | .39 | 35-59 | .59 | 14 | 66 | 80 | 3.5 | 35 | 66 | 49 | 7 | 27 | 273 | 11.9 |

Games played: 23
 Minutes/game: 28.7
 Points/game: 11.9
 FG Pct: 43.6
 3FG Pct: 39.2
 FT Pct: 59.3

Rebounds/game: 3.5
 Assists/game: 2.9
 Turnovers/game: 2.1
 Assist/turnover ratio: 1.3
 Steals/game: 1.2
 Blocks/game: 0.3

CAREER STATISTICS

| Season | gp-gs | min/avg | Total | | 3-Point | | F-Throws | | | Rebounds | | | | Scoring | | | | | | |
|--------------|--------------|-----------------|---------------|-------------|---------------|-------------|--------------|-------------|-----------|-----------|-----------|------------|-----------|----------|-----------|-----------|----------|-----------|------------|-------------|
| | | | fg-fga | pct | fg-fga | pct | ft-fa | pct | off | def | tot | avg | pf | fo | ast | to | blk | stl | pts | avg |
| 2021-2 | 23-19 | 661/28.7 | 99-227 | .436 | 40-102 | .392 | 35-59 | .593 | 14 | 66 | 80 | 3.5 | 35 | 0 | 66 | 49 | 7 | 27 | 273 | 11.9 |
| TOTAL | 23-19 | 661/28.7 | 99-227 | .436 | 40-102 | .392 | 35-59 | .593 | 14 | 66 | 80 | 3.5 | 35 | 0 | 66 | 49 | 7 | 27 | 273 | 11.9 |



3 Elauna Eaton | RFr. | 6-0 | G | Helena, Ark. (Nettleton HS)

SEASON HIGHS

| | | | |
|-----------|----|----------------|-----------|
| Points | 15 | UAPB | 11-12-21 |
| FG Made | 4 | Little Rock | 12-12-21* |
| FG Att. | 12 | UAPB | 11-12-21 |
| 3FG Made | 4 | UAPB | 11-12-21 |
| 3FG Att. | 11 | UAPB | 11-12-21 |
| FT Made | 5 | Tarleton | 11-10-21 |
| FT Att. | 5 | Tarleton | 11-10-21 |
| Off. Reb. | 1 | #7 Tennessee | 1-2-22* |
| Def. Reb. | 6 | UAPB | 11-12-21 |
| Rebounds | 7 | UAPB | 11-12-21 |
| Assists | 1 | @ #7 Tennessee | 1-31-22* |
| Blocks | 1 | vs. UCA | 12-18-21 |
| Steals | 2 | Ark. State | 11-19-21 |
| Minutes | 34 | Auburn | 2-10-22 |

CAREER HIGHS

(Same as Season Highs)

SEASON | CAREER SUPERLATIVES

| Stat | '21-'22 | Career |
|--------------------|---------|--------|
| Double Figure Pts | 3 | 3 |
| Double Figure Rebs | - | - |
| Double-Doubles | - | - |
| 5+ Assists | - | - |
| 5+ Blocks | - | - |
| 5+ Steals | - | - |
| Led Team in Pts | 1 | 1 |
| Led Team in Reb | 1 | 1 |
| 20+ Points | - | - |
| 30+ Points | - | - |

NOTES

- Got back into double-figures against Little Rock, scoring 11 points
- Two straight double-figure games to start her Arkansas career
- Missed her freshman season with an ACL injury
- Named the Arkansas Democrat-Gazette's Player of the Year following her final high school season
- Earned a spot on the Naismith Trophy High School Girls Watch List
- Named AAA 5A All-State in 2019, while earning AAA 6A All-State Honors in 2018
- Rated as the No. 9 Guard, No. 41 Overall Player in the nation when she committed
- Averaged 23.9 points per game and 7.9 rebounds per game during her senior season

| Opponent | Date | gs | min | Total | | 3-Pointers | | Free throws | | Rebounds | | | | pf | a | t/o | blk | stl | pts | avg |
|-----------------|--------|----------|------------|--------------|------------|--------------|------------|--------------|------------|----------|-----------|-----------|------------|-----------|----------|-----------|----------|----------|-----------|------------|
| | | | | fg-fga | pct | 3fg-fga | pct | ft-fga | pct | off | def | tot | avg | | | | | | | |
| TARLETON ST. | 11/10/ | 16 | 2-4 | .50 | 2-4 | .50 | 5-5 | 1.00 | 0 | 2 | 2 | 2.0 | 2 | 0 | 1 | 0 | 1 | 11 | 11.0 | |
| ARK.-PINE BLUFF | 11/12/ | 21 | 4-12 | .33 | 4-11 | .36 | 3-4 | .75 | 1 | 6 | 7 | 4.5 | 2 | 1 | 0 | 0 | 0 | 15 | 13.0 | |
| at UConn | 11/14/ | 16 | 1-2 | .50 | 1-2 | .50 | 0-0 | .00 | 0 | 0 | 0 | 3.0 | 1 | 0 | 0 | 0 | 1 | 3 | 9.7 | |
| at Arkansas St. | 11/19/ | * 16 | 2-6 | .33 | 1-3 | .33 | 0-0 | .00 | 0 | 1 | 1 | 2.5 | 0 | 0 | 0 | 0 | 2 | 5 | 8.5 | |
| SMU | 11/22/ | 12 | 0-1 | .00 | 0-1 | .00 | 0-0 | .00 | 0 | 0 | 0 | 2.0 | 1 | 0 | 0 | 0 | 0 | 0 | 6.8 | |
| SAM HOUSTON | 11/27/ | 15 | 0-3 | .00 | 0-2 | .00 | 0-0 | .00 | 0 | 0 | 0 | 1.7 | 2 | 0 | 1 | 0 | 0 | 0 | 5.7 | |
| BELMONT | 11/28/ | 14 | 1-3 | .33 | 1-2 | .50 | 3-3 | 1.00 | 0 | 2 | 2 | 1.7 | 0 | 0 | 0 | 0 | 0 | 6 | 5.7 | |
| at UCF | 12/02/ | 10 | 1-4 | .25 | 1-4 | .25 | 0-0 | .00 | 0 | 1 | 1 | 1.6 | 1 | 0 | 0 | 0 | 0 | 3 | 5.4 | |
| CALIFORNIA | 12/05/ | 12 | 0-2 | .00 | 0-2 | .00 | 2-2 | 1.00 | 0 | 1 | 1 | 1.6 | 2 | 0 | 0 | 0 | 0 | 2 | 5.0 | |
| JACKSON ST. | 12/09/ | 12 | 1-5 | .20 | 1-5 | .20 | 0-0 | .00 | 0 | 2 | 2 | 1.6 | 1 | 1 | 0 | 0 | 0 | 3 | 4.8 | |
| LITTLE ROCK | 12/12/ | 23 | 4-7 | .57 | 3-5 | .60 | 0-0 | .00 | 0 | 2 | 2 | 1.6 | 0 | 0 | 1 | 0 | 1 | 11 | 5.4 | |
| vs Central Ark. | 12/18/ | 27 | 2-10 | .20 | 2-9 | .22 | 0-0 | .00 | 0 | 2 | 2 | 1.7 | 0 | 1 | 0 | 1 | 0 | 6 | 5.4 | |
| CREIGHTON | 12/21/ | 28 | 2-3 | .66 | 2-3 | .66 | 0-0 | .00 | 0 | 0 | 0 | 1.5 | 2 | 1 | 0 | 0 | 0 | 6 | 5.5 | |
| TENNESSEE | 01/02/ | 22 | 1-4 | .25 | 1-2 | .50 | 1-2 | .50 | 1 | 2 | 3 | 1.6 | 1 | 0 | 1 | 0 | 0 | 4 | 5.4 | |
| at Vanderbilt | 01/06/ | 14 | 2-6 | .33 | 2-6 | .33 | 0-0 | .00 | 0 | 1 | 1 | 1.6 | 2 | 0 | 0 | 0 | 0 | 6 | 5.4 | |
| MISSOURI | 01/09/ | 9 | 0-1 | .00 | 0-1 | .00 | 0-0 | .00 | 0 | 0 | 0 | 1.5 | 0 | 1 | 0 | 0 | 0 | 0 | 5.1 | |
| SOUTH CAROLINA | 01/16/ | 2 | 0-2 | .00 | 0-2 | .00 | 0-0 | .00 | 0 | 0 | 0 | 1.4 | 1 | 0 | 0 | 0 | 0 | 0 | 4.8 | |
| at Alabama | 01/20/ | 8 | 2-2 | 1.00 | 2-2 | 1.00 | 0-0 | .00 | 0 | 1 | 1 | 1.4 | 1 | 0 | 4 | 0 | 0 | 6 | 4.8 | |
| MISSISSIPPI ST. | 01/23/ | 2 | 0-1 | .00 | 0-0 | .00 | 0-0 | .00 | 0 | 0 | 0 | 1.3 | 0 | 0 | 1 | 0 | 0 | 0 | 4.6 | |
| LSU | 01/27/ | 1 | 0-0 | .00 | 0-0 | .00 | 0-0 | .00 | 0 | 0 | 0 | 1.3 | 0 | 0 | 0 | 0 | 0 | 0 | 4.4 | |
| at Tennessee | 01/31/ | 15 | 1-4 | .25 | 1-4 | .25 | 0-0 | .00 | 0 | 3 | 3 | 1.3 | 1 | 0 | 1 | 0 | 0 | 3 | 4.3 | |
| at Texas A&M | 02/03/ | 16 | 0-3 | .00 | 0-3 | .00 | 1-2 | .50 | 0 | 3 | 3 | 1.4 | 1 | 0 | 0 | 0 | 0 | 1 | 4.1 | |
| AUBURN | 02/10/ | * 34 | 1-5 | .20 | 1-5 | .20 | 0-0 | .00 | 0 | 1 | 1 | 1.4 | 0 | 0 | 1 | 0 | 1 | 3 | 4.1 | |
| at Missouri | 02/13/ | 16 | 1-1 | 1.00 | 1-1 | 1.00 | 0-0 | .00 | 0 | 0 | 0 | 1.3 | 1 | 0 | 1 | 0 | 0 | 3 | 4.0 | |
| Totals | | 2 | 361 | 28-91 | .30 | 26-79 | .32 | 15-18 | .83 | 2 | 30 | 32 | 1.3 | 22 | 5 | 12 | 1 | 6 | 97 | 4.0 |

Games played: 24
 Minutes/game: 15.0
 Points/game: 4.0
 FG Pct: 30.8
 3FG Pct: 32.9
 FT Pct: 83.3

Rebounds/game: 1.3
 Assists/game: 0.2
 Turnovers/game: 0.5
 Assist/turnover ratio: 0.4
 Steals/game: 0.3
 Blocks/game: 0.0

CAREER STATISTICS

| Season | gp-gs | min/avg | Total | | 3-Point | | F-Throws | | Rebounds | | | | Scoring | | | | | | | |
|--------------|-------------|-----------------|--------------|-------------|--------------|-------------|--------------|-------------|----------|-----------|-----------|------------|-----------|----------|----------|-----------|----------|----------|-----------|------------|
| | | | fg-fga | pct | fg-fga | pct | ft-fga | pct | off | def | tot | avg | pf | fo | ast | to | blk | stl | pts | avg |
| 2021-2 | 24-2 | 361/15.0 | 28-91 | .308 | 26-79 | .329 | 15-18 | .833 | 2 | 30 | 32 | 1.3 | 22 | 0 | 5 | 12 | 1 | 6 | 97 | 4.0 |
| TOTAL | 24-2 | 361/15.0 | 28-91 | .308 | 26-79 | .329 | 15-18 | .833 | 2 | 30 | 32 | 1.3 | 22 | 0 | 5 | 12 | 1 | 6 | 97 | 4.0 |



4 Erynn Barnum | R.Jr. | 6-2 | F | Little Rock, Ark. (Little Rock Central HS)

SEASON HIGHS

| | | | |
|-----------|----|----------------|-----------|
| Points | 18 | SMU | 11-22-21 |
| FG Made | 8 | SMU | 11-22-21 |
| FG Att. | 16 | SMU | 11-22-21 |
| 3FG Made | 1 | @ #7 Tennessee | 1-31-22* |
| 3FG Att. | 4 | @ #2 UConn | 11-14-21 |
| FT Made | 8 | @ #2 UConn | 11-14-21 |
| FT Att. | 10 | @ #2 UConn | 11-14-21 |
| Off. Reb. | 4 | SMU | 11-22-21* |
| Def. Reb. | 6 | Auburn | 2-10-22 |
| Rebounds | 9 | Auburn | 2-10-22* |
| Assists | 4 | Cal | 12-5-21 |
| Blocks | 2 | Ark. State | 11-19-21* |
| Steals | 4 | Belmont | 11-28-21* |
| Minutes | 31 | @ UCF | 12-2-21 |

CAREER HIGHS

| | | | |
|-----------|----|--------------|-----------|
| Points | 18 | SMU | 11-22-21 |
| FG Made | 8 | SMU | 11-22-21 |
| FG Att. | 16 | SMU | 11-22-21 |
| 3FG Made | 1 | SMU | 11-22-21* |
| 3FG Att. | 4 | @ #2 UConn | 11-14-21 |
| FT Made | 8 | @ #2 UConn | 11-14-21* |
| FT Att. | 12 | Oral Roberts | 11-25-20 |
| Off. Reb. | 4 | SMU | 11-22-21* |
| Def. Reb. | 8 | ULM | 12-3-20* |
| Rebounds | 12 | Tulsa | 12-11-19 |
| Assists | 4 | Cal | 12-5-21 |
| Blocks | 4 | Little Rock | 12-21-19* |
| Steals | 4 | Belmont | 11-28-21* |
| Minutes | 31 | @ UCF | 12-2-21 |

Most Recent*

NOTES

- Pulled down a season-high nine boards in Arkansas' win over Auburn
- Was awesome against SMU, going for a career-best 18 points, and nine rebounds
- Averaged 7.7 points, 4.6 rebounds, 0.4 assists, 0.8 steals, 16.2 minutes per game last season
- Nine games scoring in double figures, one game with double figure rebounds
- Went for 12 points against LSU on the road
- Scored 15 points in Arkansas' near loss at Georgia, hitting seven of her 10 shots
- Made all four of her shots at Texas A&M in a 10-point performance
- Added 13 more at South Carolina
- Notched her second career double-double against Arkansas-Pine Bluff
- Went for a career-high 17 points in the Hogs' win over Louisiana Monroe

| Opponent | Date | gs | min | Total | | 3-Pointers | | Free throws | | Rebounds | | | | | pts | avg | | | | | |
|-----------------|--------|----|-----------|------------|---------------|------------|-------------|-------------|--------------|------------|-----------|-----------|-----------|------------|-----------|-----------|-----------|----------|-----------|------------|------------|
| | | | | fg-fga | pct | 3fg-fga | pct | ft-fa | pct | off | def | tot | avg | pf | | | a | t/o | blk | stl | |
| TARLETON ST. | 11/10/ | * | 20 | 3-7 | .42 | 0-0 | .00 | 6-8 | .75 | 2 | 4 | 6 | 6.0 | 2 | 2 | 0 | 1 | 3 | 12 | 12.0 | |
| ARK.-PINE BLUFF | 11/12/ | * | 18 | 6-8 | .75 | 1-1 | 1.00 | 2-2 | 1.00 | 2 | 4 | 6 | 6.0 | 2 | 1 | 1 | 2 | 4 | 15 | 13.5 | |
| at UConn | 11/14/ | * | 28 | 4-12 | .33 | 0-4 | .00 | 8-10 | .80 | 4 | 4 | 8 | 6.7 | 0 | 2 | 1 | 1 | 0 | 16 | 14.3 | |
| at Arkansas St. | 11/19/ | * | 19 | 2-6 | .33 | 0-0 | .00 | 1-2 | .50 | 2 | 2 | 4 | 6.0 | 3 | 1 | 2 | 2 | 0 | 5 | 12.0 | |
| SMU | 11/22/ | * | 30 | 8-16 | .50 | 1-3 | .33 | 1-4 | .25 | 4 | 5 | 9 | 6.6 | 1 | 0 | 2 | 0 | 0 | 18 | 13.2 | |
| SAM HOUSTON | 11/27/ | * | 14 | 2-7 | .28 | 0-1 | .00 | 2-2 | 1.00 | 1 | 2 | 3 | 6.0 | 2 | 0 | 1 | 0 | 1 | 6 | 12.0 | |
| BELMONT | 11/28/ | * | 20 | 5-9 | .55 | 0-0 | .00 | 5-5 | 1.00 | 2 | 5 | 7 | 6.1 | 1 | 1 | 1 | 0 | 4 | 15 | 12.4 | |
| at UCF | 12/02/ | * | 31 | 2-4 | .50 | 0-0 | .00 | 1-2 | .50 | 2 | 4 | 6 | 6.1 | 2 | 2 | 4 | 0 | 1 | 5 | 11.5 | |
| CALIFORNIA | 12/05/ | * | 22 | 1-4 | .25 | 0-0 | .00 | 7-9 | .77 | 2 | 2 | 4 | 5.9 | 1 | 4 | 2 | 0 | 0 | 9 | 11.2 | |
| at Alabama | 01/20/ | | 9 | 4-6 | .66 | 0-0 | .00 | 0-2 | .00 | 0 | 4 | 4 | 5.7 | 0 | 1 | 1 | 0 | 1 | 8 | 10.9 | |
| MISSISSIPPI ST. | 01/23/ | | 15 | 0-3 | .00 | 0-0 | .00 | 3-4 | .75 | 0 | 1 | 1 | 5.3 | 2 | 0 | 2 | 0 | 0 | 3 | 10.2 | |
| LSU | 01/27/ | | 17 | 2-4 | .50 | 0-0 | .00 | 2-2 | 1.00 | 0 | 2 | 2 | 5.0 | 1 | 1 | 1 | 0 | 1 | 6 | 9.8 | |
| at Tennessee | 01/31/ | | 20 | 2-8 | .25 | 1-2 | .50 | 0-0 | .00 | 1 | 4 | 5 | 5.0 | 4 | 0 | 0 | 1 | 5 | 9.5 | | |
| at Texas A&M | 02/03/ | | 14 | 2-6 | .33 | 0-2 | .00 | 4-6 | .66 | 0 | 5 | 5 | 5.0 | 1 | 0 | 0 | 1 | 1 | 8 | 9.4 | |
| AUBURN | 02/10/ | * | 21 | 1-6 | .16 | 0-0 | .00 | 2-4 | .50 | 3 | 6 | 9 | 5.3 | 2 | 1 | 3 | 0 | 1 | 4 | 9.0 | |
| Totals | | | 10 | 298 | 44-106 | .41 | 3-13 | .23 | 44-62 | .71 | 25 | 54 | 79 | 5.3 | 24 | 16 | 21 | 7 | 18 | 135 | 9.0 |

Games played: 15
 Minutes/game: 19.9
 Points/game: 9.0
 FG Pct: 41.5
 3FG Pct: 23.1
 FT Pct: 71.0

Rebounds/game: 5.3
 Assists/game: 1.1
 Turnovers/game: 1.4
 Assist/turnover ratio: 0.8
 Steals/game: 1.2
 Blocks/game: 0.5

SEASON | CAREER SUPERLATIVES

| Stat | '19-20 | '20-21 | '21-22 | Career |
|--------------------|--------|--------|--------|--------|
| Double Figure Pts | 4 | 9 | 5 | 18 |
| Double Figure Rebs | 1 | 1 | - | 2 |
| Double-Doubles | 1 | 1 | - | 2 |
| 5+ Assists | - | - | - | - |
| 5+ Blocks | - | - | - | - |
| 5+ Steals | - | - | - | - |
| Led Team in Pts | 1 | - | 3 | 4 |
| Led Team in Reb | 4 | 7 | 6 | 17 |
| 20+ Points | - | - | - | - |

CAREER STATISTICS

| Season | gp-gs | min/avg | Total | | 3-Point | | F-Throws | | Rebounds | | | | | Scoring | | | | | | |
|--------------|--------------|------------------|----------------|-------------|-------------|-------------|----------------|-------------|-----------|------------|------------|------------|------------|----------|-----------|-----------|-----------|-----------|------------|------------|
| | | | fg-fga | pct | fg-fga | pct | ft-fa | pct | off | def | tot | avg | pf | fo | ast | to | blk | stl | pts | avg |
| 2019-2 | 27-0 | 304/11.3 | 50-98 | .510 | 3-7 | .429 | 31-52 | .596 | 31 | 76 | 107 | 4.0 | 26 | 0 | 5 | 11 | 28 | 15 | 134 | 5.0 |
| 2020-2 | 28-0 | 454/16.2 | 85-145 | .586 | 1-7 | .143 | 44-87 | .506 | 34 | 94 | 128 | 4.6 | 56 | 0 | 11 | 30 | 23 | 21 | 215 | 7.7 |
| 2021-2 | 15-10 | 298/19.9 | 44-106 | .415 | 3-13 | .231 | 44-62 | .710 | 25 | 54 | 79 | 5.3 | 24 | 0 | 16 | 21 | 7 | 18 | 135 | 9.0 |
| TOTAL | 70-10 | 1056/15.1 | 179-349 | .513 | 7-27 | .259 | 119-201 | .592 | 90 | 224 | 314 | 4.5 | 106 | 0 | 32 | 62 | 58 | 54 | 484 | 6.9 |



|| Rylee Langerman | So. | 5-9 | G | Norman, Okla. (Christian Heritage HS)

SEASON HIGHS

| | | | |
|-----------|----|----------------|----------|
| Points | 17 | Missouri | 1-9-22 |
| FG Made | 6 | Missouri | 1-9-22 |
| FG Att. | 10 | Missouri | 1-9-22 |
| 3FG Made | 5 | Missouri | 1-9-22 |
| 3FG Att. | 6 | Missouri | 1-9-22 |
| FT Made | 4 | Ark. State | 11-19-21 |
| FT Att. | 5 | Ark. State | 11-19-21 |
| Off. Reb. | 5 | Auburn | 2-10-22 |
| Def. Reb. | 7 | @ Texas A&M | 2-3-22* |
| Rebounds | 11 | @ Texas A&M | 2-3-22 |
| Assists | 3 | #12 LSU | 1-27-22* |
| Blocks | 1 | @ Texas A&M | 2-3-22* |
| Steals | 4 | @ Missouri | 2-13-22 |
| Minutes | 33 | @ #7 Tennessee | 1-31-22* |

NOTES

- Ripped down 11 boards at A&M, a new career-best
- Lit Up Mizzou, going for a career-best 17 points off the bench
- Was a swiss army knife against AState, going for eight points, six boards, three assists and three steals
- Showed flashes in limited action during her freshman season
- Averaged 1.2 points, 1.1 rebounds, 0.5 assists, 0.1 steals, 7.1 minutes per game
- Scored four points on the road at SMU
- Also had four against Louisiana Monroe
- Hit at least one three in four of her 13 appearances
- Pulled down four rebounds against both Oral Roberts and Central Arkansas
- Also had a career-high four assists against UCA

CAREER HIGHS

| | | | |
|-----------|----|----------------|----------|
| Points | 17 | Missouri | 1-9-22 |
| FG Made | 6 | Missouri | 1-9-22 |
| FG Att. | 10 | Missouri | 1-9-22 |
| 3FG Made | 5 | Missouri | 1-9-22 |
| 3FG Att. | 6 | Missouri | 1-9-22 |
| FT Made | 4 | Ark. State | 11-19-21 |
| FT Att. | 5 | Ark. State | 11-19-21 |
| Off. Reb. | 5 | Auburn | 2-10-22 |
| Def. Reb. | 7 | @ Texas A&M | 2-3-22* |
| Rebounds | 11 | @ Texas A&M | 2-3-22 |
| Assists | 4 | UCA | 12-13-20 |
| Blocks | 1 | @ Texas A&M | 2-3-22* |
| Steals | 4 | @ Missouri | 2-13-22 |
| Minutes | 33 | @ #7 Tennessee | 1-31-22* |

SEASON | CAREER SUPERLATIVES

| Stat | '20-21 | '21-22 | Career |
|--------------------|--------|--------|--------|
| Double Figure Pts | - | 1 | 1 |
| Double Figure Rebs | - | 1 | 1 |
| Double-Doubles | - | - | - |
| 5+ Assists | - | - | - |
| 5+ Blocks | - | - | - |
| 5+ Steals | - | - | - |
| Led Team in Pts | - | - | - |
| Led Team in Reb | - | 2 | 2 |
| 20+ Points | - | - | - |
| 30+ Points | - | - | - |

| Opponent | Date | gs | min | Total | | 3-Pointers | | Free throws | | Rebounds | | | | pf | a | t/o | blk | stl | pts | avg |
|-----------------|--------|------|------|--------|-----|------------|-----|-------------|-----|----------|-----|-----|-----|----|----|-----|-----|-----|-----|-----|
| | | | | fg-fga | pct | 3fg-fga | pct | ft-fga | pct | off | def | tot | avg | | | | | | | |
| TARLETON ST. | 11/10/ | 12 | 1-2 | .50 | 0-0 | .00 | 0-0 | .00 | 2 | 0 | 2 | 2.0 | 0 | 3 | 1 | 0 | 0 | 2 | 2.0 | |
| ARK.-PINE BLUFF | 11/12/ | 14 | 2-4 | .50 | 1-2 | .50 | 0-1 | .00 | 0 | 1 | 1 | 1.5 | 4 | 0 | 1 | 0 | 1 | 5 | 3.5 | |
| at UConn | 11/14/ | 6 | 0-0 | .00 | 0-0 | .00 | 0-0 | .00 | 0 | 0 | 0 | 1.0 | 4 | 0 | 0 | 0 | 0 | 2.3 | | |
| at Arkansas St. | 11/19/ | 25 | 2-4 | .50 | 0-2 | .00 | 4-5 | .80 | 1 | 5 | 6 | 2.3 | 4 | 3 | 0 | 0 | 3 | 8 | 3.8 | |
| SMU | 11/22/ | * 24 | 0-0 | .00 | 0-0 | .00 | 0-0 | .00 | 0 | 4 | 4 | 2.6 | 3 | 0 | 1 | 0 | 0 | 3.0 | | |
| SAM HOUSTON | 11/27/ | 16 | 1-4 | .25 | 0-1 | .00 | 2-2 | 1.00 | 0 | 2 | 2 | 2.5 | 1 | 1 | 1 | 1 | 1 | 4 | 3.2 | |
| BELMONT | 11/28/ | 13 | 3-3 | 1.00 | 2-2 | 1.00 | 0-0 | .00 | 1 | 1 | 2 | 2.4 | 1 | 0 | 2 | 0 | 0 | 8 | 3.9 | |
| at UCF | 12/02/ | 9 | 0-0 | .00 | 0-0 | .00 | 0-0 | .00 | 0 | 2 | 2 | 2.4 | 3 | 0 | 1 | 0 | 0 | 3.4 | | |
| CALIFORNIA | 12/05/ | 16 | 1-1 | 1.00 | 1-1 | 1.00 | 0-0 | .00 | 2 | 1 | 3 | 2.4 | 2 | 0 | 1 | 0 | 1 | 3 | 3.3 | |
| JACKSON ST. | 12/09/ | 13 | 1-1 | 1.00 | 0-0 | .00 | 0-1 | .00 | 2 | 4 | 6 | 2.8 | 2 | 2 | 3 | 0 | 1 | 2 | 3.2 | |
| LITTLE ROCK | 12/12/ | 23 | 1-4 | .25 | 1-2 | .50 | 3-4 | .75 | 0 | 3 | 3 | 2.8 | 3 | 1 | 3 | 1 | 1 | 6 | 3.5 | |
| vs Central Ark. | 12/18/ | * 25 | 1-4 | .25 | 1-2 | .50 | 0-2 | .00 | 1 | 7 | 8 | 3.3 | 0 | 3 | 0 | 0 | 0 | 3 | 3.4 | |
| CREIGHTON | 12/21/ | * 25 | 0-5 | .00 | 0-3 | .00 | 0-0 | .00 | 2 | 2 | 4 | 3.3 | 1 | 1 | 0 | 1 | 2 | 0 | 3.2 | |
| TENNESSEE | 01/02/ | 21 | 0-2 | .00 | 0-2 | .00 | 0-0 | .00 | 3 | 1 | 4 | 3.4 | 5 | 2 | 2 | 1 | 2 | 0 | 2.9 | |
| at Vanderbilt | 01/06/ | 11 | 0-2 | .00 | 0-2 | .00 | 0-0 | .00 | 0 | 3 | 3 | 3.3 | 1 | 0 | 1 | 0 | 0 | 0 | 2.7 | |
| MISSOURI | 01/09/ | 25 | 6-10 | .60 | 5-6 | .83 | 0-0 | .00 | 2 | 3 | 5 | 3.4 | 1 | 0 | 0 | 1 | 1 | 17 | 3.6 | |
| SOUTH CAROLINA | 01/16/ | 13 | 0-1 | .00 | 0-1 | .00 | 1-2 | .50 | 1 | 1 | 2 | 3.4 | 4 | 0 | 0 | 0 | 0 | 1 | 3.5 | |
| at Alabama | 01/20/ | 18 | 1-3 | .33 | 1-3 | .33 | 0-0 | .00 | 0 | 2 | 2 | 3.3 | 3 | 1 | 0 | 0 | 1 | 3 | 3.4 | |
| MISSISSIPPI ST. | 01/23/ | 20 | 2-5 | .40 | 0-1 | .00 | 0-0 | .00 | 3 | 3 | 6 | 3.4 | 3 | 0 | 1 | 0 | 2 | 4 | 3.5 | |
| LSU | 01/27/ | 21 | 2-3 | .66 | 1-2 | .50 | 0-0 | .00 | 1 | 3 | 4 | 3.5 | 4 | 3 | 1 | 0 | 1 | 5 | 3.6 | |
| at Tennessee | 01/31/ | 33 | 0-2 | .00 | 0-2 | .00 | 1-2 | .50 | 2 | 4 | 6 | 3.6 | 3 | 1 | 2 | 1 | 2 | 1 | 3.4 | |
| at Texas A&M | 02/03/ | * 29 | 2-6 | .33 | 0-2 | .00 | 0-2 | .00 | 4 | 7 | 11 | 3.9 | 3 | 2 | 0 | 1 | 0 | 4 | 3.5 | |
| AUBURN | 02/10/ | * 31 | 2-6 | .33 | 0-2 | .00 | 0-0 | .00 | 5 | 2 | 7 | 4.0 | 3 | 2 | 0 | 0 | 1 | 4 | 3.5 | |
| at Missouri | 02/13/ | * 27 | 1-5 | .20 | 0-1 | .00 | 2-2 | 1.00 | 2 | 1 | 3 | 4.0 | 4 | 0 | 1 | 0 | 4 | 4 | 3.5 | |
| Totals | | 6 | 470 | 29-77 | .37 | 13-39 | .33 | 13-23 | .56 | 34 | 62 | 96 | 4.0 | 62 | 25 | 22 | 7 | 24 | 84 | 3.5 |

Games played: 24
 Minutes/game: 19.6
 Points/game: 3.5
 FG Pct: 37.7
 3FG Pct: 33.3
 FT Pct: 56.5

Rebounds/game: 4.0
 Assists/game: 1.0
 Turnovers/game: 0.9
 Assist/turnover ratio: 1.1
 Steals/game: 1.0
 Blocks/game: 0.3

CAREER STATISTICS

| Season | gp-gs | min/avg | Total | | 3-Point | | F-Throws | | Rebounds | | | | Scoring | | | | | | | |
|--------|-------|----------|--------|------|---------|------|----------|------|----------|-----|-----|-----|---------|----|-----|----|-----|-----|-----|-----|
| | | | fg-fga | pct | fg-fga | pct | ft-fga | pct | off | def | tot | avg | pf | fo | ast | to | blk | stl | pts | avg |
| 2020-2 | 13-0 | 92/7.1 | 5-16 | .313 | 4-10 | .400 | 2-4 | .500 | 2 | 12 | 14 | 1.1 | 10 | 0 | 7 | 9 | 1 | 1 | 16 | 1.2 |
| 2021-2 | 24-6 | 470/19.6 | 29-77 | .377 | 13-39 | .333 | 13-23 | .565 | 34 | 62 | 96 | 4.0 | 62 | 1 | 25 | 22 | 7 | 24 | 84 | 3.5 |
| TOTAL | 37-6 | 562/15.2 | 34-93 | .366 | 17-49 | .347 | 15-27 | .556 | 36 | 74 | 110 | 3.0 | 72 | 1 | 32 | 31 | 8 | 25 | 100 | 2.7 |



13 Sasha Goforth | So. | 6-1 | G | Fayetteville, Ark. (Fayetteville HS)

SEASON HIGHS

| | | | |
|-----------|----|--------------|----------|
| Points | 19 | Cal | 12-5-21 |
| FG Made | 7 | @ Missouri | 2-13-22* |
| FG Att. | 17 | @ #2 UConn | 11-14-21 |
| 3FG Made | 2 | @ Missouri | 2-13-22* |
| 3FG Att. | 5 | Missouri | 1-9-22* |
| FT Made | 7 | vs. UCA | 12-18-21 |
| FT Att. | 10 | SMU | 11-22-21 |
| Off. Reb. | 5 | @ Vanderbilt | 1-6-22* |
| Def. Reb. | 9 | Miss. State | 1-23-22 |
| Rebounds | 12 | Miss. State | 1-23-22 |
| Assists | 4 | Sam Houston | 11-27-21 |
| Blocks | 5 | #7 Tennessee | 1-2-22 |
| Steals | 3 | @ Alabama | 1-20-22* |
| Minutes | 39 | @ Missouri | 2-13-22 |

NOTES

- Was big against Auburn, going for 16 points and five boards
- Double-doubled again vs. MSU, scoring 13 points and pulling down 12 rebounds
- Notched her second double-double of the season against Vandy, going for 17 & 11
- Rejected a career-best five shots against the Lady Vols
- Double-doubled against JSU, her first double-double at Arkansas
- Scored a season-best 19 points against Cal
- Started every game during her freshman season at Oregon State
- Earned PAC-12 All-Freshman Team Honors

CAREER HIGHS

| | | | |
|-----------|----|---------------|----------|
| Points | 24 | San Francisco | 12-3-20 |
| FG Made | 8 | Washington | 1-26-21 |
| FG Att. | 17 | @ #2 UConn | 11-14-21 |
| 3FG Made | 6 | Washington | 1-26-21 |
| 3FG Att. | 8 | Stanford | 2-13-21 |
| FT Made | 9 | @ Oregon | 2-28-21 |
| FT Att. | 12 | San Francisco | 12-3-20 |
| Off. Reb. | 5 | @ Vanderbilt | 1-6-22* |
| Def. Reb. | 9 | Miss. State | 1-23-22* |
| Rebounds | 12 | Miss. State | 1-23-22 |
| Assists | 7 | Montana West | 11-28-20 |
| Blocks | 5 | #7 Tennessee | 1-2-22 |
| Steals | 4 | Utah | 12-8-20 |
| Minutes | 39 | @ Missouri | 2-13-22 |

*Most Recent

| Opponent | Date | gs | min | Total | | 3-Pointers | | Free throws | | Rebounds | | | | pf | a | t/o | blk | stl | pts | avg | |
|-----------------|--------|----|-----|--------|---------|------------|-------|-------------|-------|----------|-----|-----|-----|-----|----|-----|-----|-----|-----|------|------|
| | | | | fg-fga | pct | 3fg-fga | pct | ft-fa | pct | off | def | tot | avg | | | | | | | | |
| TARLETON ST. | 11/10/ | * | 23 | 3-8 | .37 | 0-4 | .00 | 2-4 | .50 | 2 | 3 | 5 | 5.0 | 1 | 2 | 1 | 0 | 0 | 8 | 8.0 | |
| ARK.-PINE BLUFF | 11/12/ | * | 19 | 4-6 | .66 | 1-2 | .50 | 2-3 | .66 | 1 | 3 | 4 | 4.5 | 3 | 3 | 1 | 3 | 0 | 11 | 9.5 | |
| at UConn | 11/14/ | * | 31 | 6-17 | .35 | 0-2 | .00 | 5-5 | 1.00 | 3 | 2 | 5 | 4.7 | 1 | 1 | 2 | 1 | 0 | 17 | 12.0 | |
| at Arkansas St. | 11/19/ | * | 15 | 3-6 | .50 | 1-2 | .50 | 1-2 | .50 | 0 | 4 | 4 | 4.5 | 5 | 1 | 1 | 1 | 0 | 8 | 11.0 | |
| SMU | 11/22/ | * | 33 | 3-12 | .25 | 0-1 | .00 | 2-10 | .20 | 5 | 3 | 8 | 5.2 | 1 | 2 | 1 | 1 | 2 | 8 | 10.4 | |
| SAM HOUSTON | 11/27/ | * | 24 | 3-10 | .30 | 0-3 | .00 | 1-1 | 1.00 | 2 | 4 | 6 | 5.3 | 0 | 4 | 1 | 3 | 1 | 7 | 9.8 | |
| BELMONT | 11/28/ | * | 20 | 4-5 | .80 | 1-2 | .50 | 1-2 | .50 | 0 | 2 | 2 | 4.9 | 0 | 1 | 1 | 2 | 0 | 10 | 9.9 | |
| at UCF | 12/02/ | * | 28 | 5-11 | .45 | 1-3 | .33 | 0-0 | .00 | 1 | 1 | 2 | 4.5 | 4 | 3 | 2 | 0 | 1 | 11 | 10.0 | |
| CALIFORNIA | 12/05/ | * | 38 | 6-15 | .40 | 1-4 | .25 | 6-7 | .85 | 1 | 3 | 4 | 4.4 | 1 | 0 | 2 | 2 | 3 | 19 | 11.0 | |
| JACKSON ST. | 12/09/ | * | 27 | 4-15 | .26 | 1-5 | .20 | 2-5 | .40 | 2 | 8 | 10 | 5.0 | 4 | 3 | 1 | 2 | 1 | 11 | 11.0 | |
| LITTLE ROCK | 12/12/ | * | 20 | 4-7 | .57 | 2-3 | .66 | 4-6 | .66 | 3 | 5 | 8 | 5.3 | 0 | 1 | 1 | 1 | 0 | 14 | 11.3 | |
| vs Central Ark. | 12/18/ | * | 21 | 4-6 | .66 | 2-3 | .66 | 7-7 | 1.00 | 1 | 3 | 4 | 5.2 | 1 | 1 | 0 | 2 | 0 | 17 | 11.8 | |
| CREIGHTON | 12/21/ | * | 36 | 4-8 | .50 | 2-3 | .66 | 1-2 | .50 | 1 | 6 | 7 | 5.3 | 4 | 2 | 3 | 4 | 0 | 11 | 11.7 | |
| TENNESSEE | 01/02/ | * | 22 | 4-9 | .44 | 0-2 | .00 | 1-1 | 1.00 | 2 | 2 | 4 | 5.2 | 5 | 0 | 2 | 5 | 0 | 9 | 11.5 | |
| at Vanderbilt | 01/06/ | * | 37 | 7-15 | .46 | 1-4 | .25 | 2-4 | .50 | 5 | 6 | 11 | 5.6 | 2 | 1 | 2 | 1 | 1 | 0 | 17 | 11.9 |
| MISSOURI | 01/09/ | * | 32 | 4-9 | .44 | 1-5 | .20 | 1-2 | .50 | 0 | 1 | 1 | 5.3 | 3 | 0 | 0 | 3 | 1 | 10 | 11.8 | |
| SOUTH CAROLINA | 01/16/ | * | 25 | 4-15 | .26 | 0-4 | .00 | 0-0 | .00 | 1 | 2 | 3 | 5.2 | 3 | 2 | 2 | 0 | 1 | 8 | 11.5 | |
| at Alabama | 01/20/ | * | 21 | 4-7 | .57 | 0-2 | .00 | 3-3 | 1.00 | 2 | 1 | 3 | 5.1 | 1 | 2 | 1 | 2 | 3 | 11 | 11.5 | |
| MISSISSIPPI ST. | 01/23/ | * | 31 | 5-9 | .55 | 0-0 | .00 | 3-5 | .60 | 3 | 9 | 12 | 5.4 | 1 | 0 | 1 | 2 | 0 | 13 | 11.6 | |
| LSU | 01/27/ | * | 20 | 2-6 | .33 | 0-1 | .00 | 0-0 | .00 | 0 | 3 | 3 | 5.3 | 3 | 3 | 0 | 1 | 1 | 4 | 11.2 | |
| at Tennessee | 01/31/ | * | 30 | 3-4 | .75 | 0-0 | .00 | 4-5 | .80 | 1 | 2 | 3 | 5.2 | 4 | 1 | 0 | 1 | 1 | 10 | 11.1 | |
| at Texas A&M | 02/03/ | * | 27 | 1-6 | .16 | 0-2 | .00 | 0-0 | .00 | 0 | 3 | 3 | 5.1 | 5 | 2 | 3 | 1 | 0 | 2 | 10.7 | |
| AUBURN | 02/10/ | * | 34 | 6-10 | .60 | 0-1 | .00 | 4-9 | .44 | 0 | 5 | 5 | 5.1 | 4 | 2 | 1 | 2 | 1 | 16 | 11.0 | |
| at Missouri | 02/13/ | * | 39 | 7-14 | .50 | 2-2 | 1.00 | 2-4 | .50 | 3 | 1 | 4 | 5.0 | 4 | 1 | 1 | 3 | 0 | 18 | 11.3 | |
| Totals | | | 24 | 653 | 100-230 | .43 | 16-60 | .26 | 54-87 | .62 | 39 | 82 | 121 | 5.0 | 60 | 38 | 30 | 43 | 16 | 270 | 11.3 |

Games played: 24
 Minutes/game: 27.2
 Points/game: 11.3
 FG Pct: 43.5
 3FG Pct: 26.7
 FT Pct: 62.1

Rebounds/game: 5.0
 Assists/game: 1.6
 Turnovers/game: 1.3
 Assist/turnover ratio: 1.3
 Steals/game: 0.7
 Blocks/game: 1.8

SEASON | CAREER SUPERLATIVES

| Stat | '20-21 | '21-22 | Career |
|--------------------|--------|--------|--------|
| Double Figure Pts | 12 | 16 | 28 |
| Double Figure Rebs | 1 | 3 | 4 |
| Double-Doubles | 1 | 3 | 4 |
| 5 + Assists | 1 | - | 1 |
| 5 + Blocks | - | 1 | 1 |
| 5 + Steals | - | - | - |
| Led Team in Pts | 3 | 2 | 5 |
| Led Team in Reb | 1 | 5 | 6 |
| 20 + Points | 2 | - | 2 |

CAREER STATISTICS

| Year | GP-GS | Min | Avg | Total | | 3-Point | | F-Throw | | | Rebounds | | | | PF | Ast | TO | Blk | Stl | Pts | Avg | |
|---------------------|-------|------|-----|-------|------|---------|-----|---------|-----|-----|----------|-----|-----|-----|-----|-----|----|-----|-----|-----|-----|------|
| | | | | FGA | Pct | FG | Pct | FT | FTA | Pct | Off | Def | Tot | Avg | | | | | | | | |
| 2020-21*20-20 | 588 | 29.4 | 77 | 184 | .418 | 24 | 67 | .358 | 53 | 74 | .716 | 6 | 66 | 72 | 3.6 | 46 | 34 | 50 | 19 | 15 | 231 | 11.6 |
| Oregon State Stats* | | | | | | | | | | | | | | | | | | | | | | |

| Season | gp-gs | min/avg | fg-fga | pct | fg-fga | pct | ft-fa | pct | off | def | tot | avg | pf | fo | ast | to | blk | stl | pts | avg |
|--------|-------|----------|---------|------|--------|------|-------|------|-----|-----|-----|-----|----|----|-----|----|-----|-----|-----|------|
| 2021-2 | 24-24 | 653/27.2 | 100-230 | .435 | 16-60 | .267 | 54-87 | .621 | 39 | 82 | 121 | 5.0 | 60 | 3 | 38 | 30 | 43 | 16 | 270 | 11.3 |
| TOTAL | 24-24 | 653/27.2 | 100-230 | .435 | 16-60 | .267 | 54-87 | .621 | 39 | 82 | 121 | 5.0 | 60 | 3 | 38 | 30 | 43 | 16 | 270 | 11.3 |



15 Ashlyn Sage | Fr. | 6-2 | G | Weatherford, Okla. (Weatherford HS)

SEASON HIGHS

| | | | |
|-----------|-----|-------------|-----------|
| Points | 6 | Tarleton | 11-10-21 |
| FG Made | 2 | Tarleton | 11-10-21 |
| FG Att. | 4 | Little Rock | 12-12-21 |
| 3FG Made | 2 | Tarleton | 11-10-21 |
| 3FG Att. | 3 | UAPB | 11-12-21 |
| FT Made | 2 | vs. UCA | 12-18-21 |
| FT Att. | 2 | vs. UCA | 12-18-21 |
| Off. Reb. | 2 | Little Rock | 12-12-21 |
| Def. Reb. | 3 | vs. UCA | 12-18-21 |
| Rebounds | 4 | vs. UCA | 12-18-21 |
| Assists | 1 | vs. UCA | 12-18-21* |
| Blocks | N/A | | |
| Steals | 1 | vs. UCA | 12-18-21* |
| Minutes | 19 | vs. UCA | 12-18-21 |

CAREER HIGHS

(Same as Season Highs)

SEASON | CAREER SUPERLATIVES

| Stat | '21-22 | Career |
|--------------------|--------|--------|
| Double Figure Pts | - | - |
| Double Figure Rebs | - | - |
| Double-Doubles | - | - |
| 5 + Assists | - | - |
| 5 + Blocks | - | - |
| 5 + Steals | - | - |
| Led Team in Pts | - | - |
| Led Team in Reb | - | - |
| 20 + Points | - | - |

NOTES

- Scored a season-best six points in the opener vs. Tarleton, hitting two threes
- No. 84 overall recruit in Premier Basketball's 2021 rankings
- A three-time All-Conference selection
- VYPE Top 100 in both 2020 and 2019
- Tulsa World Top Players
- Was a state qualifier in 2020
- Led the state of Oklahoma in both three-point percentage and free throw percentage in 2020

| Opponent | Date | gs | min | Total | | 3-Pointers | | Free throws | | Rebounds | | | | pf | a | t/o | blk | stl | pts | avg |
|-----------------|--------|----|-----|--------|-----|------------|-----|-------------|------|----------|-----|-----|-----|----|---|-----|-----|-----|-----|-----|
| | | | | fg-fga | pct | 3fg-fga | pct | ft-fga | pct | off | def | tot | avg | | | | | | | |
| TARLETON ST. | 11/10/ | 9 | 2-2 | 1.00 | 2-2 | 1.00 | 0-0 | .00 | 0 | 0 | 0 | 0.0 | 0 | 0 | 1 | 0 | 1 | 6 | 6.0 | |
| ARK.-PINE BLUFF | 11/12/ | 7 | 0-3 | .00 | 0-3 | .00 | 0-0 | .00 | 1 | 2 | 3 | 1.5 | 1 | 1 | 0 | 0 | 0 | 3 | 3.0 | |
| at Arkansas St. | 11/19/ | 3 | 1-2 | .50 | 1-2 | .50 | 0-0 | .00 | 1 | 0 | 1 | 1.3 | 0 | 0 | 1 | 0 | 0 | 3 | 3.0 | |
| SAM HOUSTON | 11/27/ | 4 | 0-0 | .00 | 0-0 | .00 | 0-0 | .00 | 1 | 0 | 1 | 1.3 | 0 | 0 | 0 | 0 | 0 | 2 | 2.3 | |
| BELMONT | 11/28/ | 4 | 0-1 | .00 | 0-1 | .00 | 0-0 | .00 | 0 | 0 | 0 | 1.0 | 0 | 0 | 0 | 0 | 0 | 1 | 1.8 | |
| CALIFORNIA | 12/05/ | 2 | 0-0 | .00 | 0-0 | .00 | 0-0 | .00 | 0 | 0 | 0 | 0.8 | 0 | 0 | 0 | 0 | 0 | 0 | 1.5 | |
| LITTLE ROCK | 12/12/ | 7 | 1-4 | .25 | 1-2 | .50 | 0-0 | .00 | 2 | 1 | 3 | 1.1 | 0 | 0 | 0 | 0 | 0 | 3 | 1.7 | |
| vs Central Ark. | 12/18/ | 19 | 1-3 | .33 | 0-1 | .00 | 2-2 | 1.00 | 1 | 3 | 4 | 1.5 | 1 | 1 | 0 | 0 | 1 | 4 | 2.0 | |
| at Alabama | 01/20/ | 5 | 0-2 | .00 | 0-2 | .00 | 0-0 | .00 | 0 | 0 | 0 | 1.3 | 0 | 0 | 0 | 0 | 0 | 1 | 1.8 | |
| MISSISSIPPI ST. | 01/23/ | 0 | 0-0 | .00 | 0-0 | .00 | 0-0 | .00 | 0 | 0 | 0 | 1.2 | 0 | 0 | 0 | 0 | 0 | 0 | 1.6 | |
| LSU | 01/27/ | 1 | 0-0 | .00 | 0-0 | .00 | 0-0 | .00 | 0 | 0 | 0 | 1.1 | 0 | 0 | 0 | 0 | 0 | 0 | 1.5 | |
| AUBURN | 02/10/ | 12 | 0-2 | .00 | 0-2 | .00 | 0-0 | .00 | 0 | 0 | 0 | 1.0 | 0 | 0 | 0 | 0 | 0 | 1 | 1.3 | |
| Totals | | 0 | 73 | 5-19 | .26 | 4-15 | .26 | 2-2 | 1.00 | 6 | 6 | 12 | 1.0 | 2 | 2 | 0 | 2 | 16 | 1.3 | |

Games played: 12
 Minutes/game: 6.1
 Points/game: 1.3
 FG Pct: 26.3
 3FG Pct: 26.7
 FT Pct: 100.0

Rebounds/game: 1.0
 Assists/game: 0.2
 Turnovers/game: 0.2
 Assist/turnover ratio: 1.0
 Steals/game: 0.2

CAREER STATISTICS

| Season | gp-gs | min/avg | Total | | 3-Point | | F-Throws | | Rebounds | | | | Scoring | | | | | | | |
|--------|-------|---------|--------|------|---------|------|----------|------|----------|-----|-----|-----|---------|----|-----|----|-----|-----|-----|-----|
| | | | fg-fga | pct | fg-fga | pct | ft-fga | pct | off | def | tot | avg | pf | fo | ast | to | blk | stl | pts | avg |
| 2021-2 | 12-0 | 73/6.1 | 5-19 | .263 | 4-15 | .267 | 2-2 | 1.00 | 6 | 6 | 12 | 1.0 | 2 | 0 | 2 | 2 | 0 | 2 | 16 | 1.3 |
| TOTAL | 12-0 | 73/6.1 | 5-19 | .263 | 4-15 | .267 | 2-2 | 1.00 | 6 | 6 | 12 | 1.0 | 2 | 0 | 2 | 2 | 0 | 2 | 16 | 1.3 |



22 Avery Hughes | Jr. | 5-7 | G | Bentonville, Ark. (Bentonville HS)

SEASON HIGHS

| | | | |
|-----------|-----|------------|-----------|
| Points | N/A | | |
| FG Made | N/A | | |
| FG Att. | 2 | UAPB | 11-12-21 |
| 3FG Made | N/A | | |
| 3FG Att. | 1 | #12 LSU | 1-27-22* |
| FT Made | N/A | | |
| FT Att. | N/A | | |
| Off. Reb. | N/A | | |
| Def. Reb. | 1 | Ark. State | 11-19-21 |
| Rebounds | 1 | Ark. State | 11-19-21 |
| Assists | 1 | vs. UCA | 12-18-21* |
| Blocks | N/A | | |
| Steals | 1 | vs. UCA | 12-18-21* |
| Minutes | 7 | UAPB | 11-12-21 |

CAREER HIGHS

| | | | |
|-----------|-----|-------------|-----------|
| Points | 6 | UAPB | 12-21-20* |
| FG Made | 2 | UAPB | 12-21-20* |
| FG Att. | 4 | Tulsa | 12-11-19 |
| 3FG Made | 2 | UAPB | 12-21-20* |
| 3FG Att. | 3 | Tulsa | 12-11-19 |
| FT Made | 1 | Stony Brook | 11-17-19 |
| FT Att. | 1 | Stony Brook | 11-17-19 |
| Off. Reb. | N/A | | |
| Def. Reb. | 1 | Ark. State | 11-19-21* |
| Rebounds | 1 | Ark. State | 11-19-21* |
| Assists | 2 | UAPB | 12-21-20* |
| Blocks | N/A | | |
| Steals | 1 | ULM | 12-3-20* |
| Minutes | 10 | UAPB | 12-21-20* |

*Most Recent

NOTES

- Dropped a career-best six points on UAPB, hitting two threes last season
- Scored her first-career points against McNeese State last season
- Finished her career as Bentonville's second leading scorer and set single game records for points (34) and free throws (20-for-22)
- Two-time all-conference and all-state selection leading Bentonville to the 2019 conference title and a state runner-up finish
- Honors include All-Arkansas Second-Team, All-Northwest Arkansas First-Team, Gatorade Player of the Week, two KURM Dream Team selections and team captain honors as a senior
- The first walk-on for Neighbors and his staff at Arkansas

| Opponent | Date | gs | min | Total | | 3-Pointers | | Free throws | | Rebounds | | | | Other | | | | | | | |
|-----------------|--------|----|-----|--------|-----|------------|-----|-------------|-----|----------|-----|-----|-----|-------|---|-----|-----|-----|-----|-----|-----|
| | | | | fg-fga | pct | 3fg-fga | pct | ft-fga | pct | off | def | tot | avg | pf | a | t/o | blk | stl | pts | avg | |
| TARLETON ST. | 11/10/ | | 3 | 0-1 | .00 | 0-0 | .00 | 0-0 | .00 | 0 | 0 | 0 | 0.0 | 0 | 1 | 0 | 0 | 0 | 0 | 0.0 | |
| ARK.-PINE BLUFF | 11/12/ | | 7 | 0-2 | .00 | 0-1 | .00 | 0-0 | .00 | 0 | 0 | 0 | 0.0 | 1 | 0 | 0 | 0 | 0 | 0 | 0.0 | |
| at Arkansas St. | 11/19/ | | 2 | 0-0 | .00 | 0-0 | .00 | 0-0 | .00 | 0 | 1 | 1 | 0.3 | 0 | 0 | 1 | 0 | 0 | 0.0 | | |
| SAM HOUSTON | 11/27/ | | 3 | 0-0 | .00 | 0-0 | .00 | 0-0 | .00 | 0 | 0 | 0 | 0.3 | 0 | 0 | 1 | 0 | 0 | 0.0 | | |
| BELMONT | 11/28/ | | 3 | 0-0 | .00 | 0-0 | .00 | 0-0 | .00 | 0 | 0 | 0 | 0.2 | 1 | 0 | 0 | 0 | 0 | 0.0 | | |
| CALIFORNIA | 12/05/ | | 2 | 0-0 | .00 | 0-0 | .00 | 0-0 | .00 | 0 | 0 | 0 | 0.2 | 0 | 0 | 0 | 0 | 0 | 0.0 | | |
| LITTLE ROCK | 12/12/ | | 4 | 0-0 | .00 | 0-0 | .00 | 0-0 | .00 | 0 | 0 | 0 | 0.1 | 0 | 0 | 0 | 0 | 0 | 0.0 | | |
| vs Central Ark. | 12/18/ | | 5 | 0-0 | .00 | 0-0 | .00 | 0-0 | .00 | 0 | 0 | 0 | 0.1 | 0 | 1 | 0 | 0 | 1 | 0.0 | | |
| TENNESSEE | 01/02/ | | 0 | 0-0 | .00 | 0-0 | .00 | 0-0 | .00 | 0 | 0 | 0 | 0.1 | 0 | 0 | 0 | 0 | 0 | 0.0 | | |
| at Alabama | 01/20/ | | 3 | 0-0 | .00 | 0-0 | .00 | 0-0 | .00 | 0 | 0 | 0 | 0.1 | 0 | 0 | 0 | 0 | 0 | 0.0 | | |
| MISSISSIPPI ST. | 01/23/ | | 0 | 0-0 | .00 | 0-0 | .00 | 0-0 | .00 | 0 | 0 | 0 | 0.1 | 0 | 0 | 0 | 0 | 0 | 0.0 | | |
| LSU | 01/27/ | | 2 | 0-1 | .00 | 0-1 | .00 | 0-0 | .00 | 0 | 0 | 0 | 0.1 | 0 | 0 | 0 | 0 | 0 | 0.0 | | |
| Totals | | | 0 | 34 | 0-4 | .00 | 0-2 | .00 | 0-0 | .00 | 0 | 1 | 1 | 0.1 | 2 | 2 | 2 | 0 | 1 | 0 | 0.0 |

Games played: 12
 Minutes/game: 2.8
 FG Pct: 0.0
 3FG Pct: 0.0

Rebounds/game: 0.1
 Assists/game: 0.2
 Turnovers/game: 0.2
 Assist/turnover ratio: 1.0
 Steals/game: 0.1

SEASON | CAREER SUPERLATIVES

| Stat | '19-20 | '20-21 | '21-22 | Career |
|--------------------|--------|--------|--------|--------|
| Double Figure Pts | - | - | - | - |
| Double Figure Rebs | - | - | - | - |
| Double-Doubles | - | - | - | - |
| 5 + Assists | - | - | - | - |
| 5 + Blocks | - | - | - | - |
| 5 + Steals | - | - | - | - |
| Led Team in Pts | - | - | - | - |
| Led Team in Reb | - | - | - | - |
| 20 + Points | - | - | - | - |

CAREER STATISTICS

| Season | gp-gs | min/avg | Total | | 3-Point | | F-Throws | | Rebounds | | | | Scoring | | | | | | | |
|--------|-------|---------|--------|------|---------|------|----------|------|----------|-----|-----|-----|---------|----|-----|----|-----|-----|-----|-----|
| | | | fg-fga | pct | fg-fga | pct | ft-fga | pct | off | def | tot | avg | pf | fo | ast | to | blk | stl | pts | avg |
| 2019-2 | 14-0 | 51/3.6 | 8-16 | .500 | 3-9 | .333 | 1-1 | 1.00 | 0 | 0 | 0 | 0.0 | 8 | 0 | 2 | 8 | 0 | 0 | 20 | 1.4 |
| 2020-2 | 7-0 | 45/6.4 | 3-7 | .429 | 3-6 | .500 | 3-3 | 1.00 | 0 | 2 | 2 | 0.3 | 2 | 0 | 5 | 3 | 0 | 2 | 12 | 1.7 |
| 2021-2 | 12-0 | 34/2.8 | 0-4 | .000 | 0-2 | .000 | 0-0 | .000 | 0 | 1 | 1 | 0.1 | 2 | 0 | 2 | 2 | 0 | 1 | 0 | 0.0 |
| TOTAL | 33-0 | 130/3.9 | 11-27 | .407 | 6-17 | .353 | 4-4 | 1.00 | 0 | 3 | 3 | 0.1 | 12 | 0 | 9 | 13 | 0 | 3 | 32 | 1.0 |



23 Amber Ramirez | Rsr. | 5-9 | G | San Antonio, Texas (Wagner HS) | TCU

SEASON HIGHS

| | | | |
|-----------|----|----------------|----------|
| Points | 30 | Auburn | 2-10-22 |
| FG Made | 10 | Auburn | 2-10-22* |
| FG Att. | 25 | #7 Tennessee | 1-2-22 |
| 3FG Made | 5 | Auburn | 2-10-22* |
| 3FG Att. | 13 | #7 Tennessee | 1-2-22 |
| FT Made | 11 | Missouri | 1-9-22 |
| FT Att. | 12 | Missouri | 1-9-22 |
| Off. Reb. | 1 | @ Missouri | 2-13-22* |
| Def. Reb. | 10 | Cal | 12-5-21 |
| Rebounds | 11 | Cal | 12-5-21* |
| Assists | 7 | @ Alabama | 1-20-22 |
| Blocks | 1 | @ Texas A&M | 2-3-22* |
| Steals | 4 | @ Vanderbilt | 1-6-22 |
| Minutes | 44 | @ #7 Tennessee | 1-31-22 |

NOTES

- Willied Arkansas to a win over Auburn, pouring in 30 points, a season-high
- Earned SEC Co-Player of the Week following dominant performances against LSU and Tennessee
- Dished a career-best 7 assists at Alabama
- Pulled down a career-best 11 rebounds against Cal
- Registered the 16th 20 point game of her career against UConn
- Went off for a career-high 35 against Alabama last season
- Had 22 against No. 3 UConn and made five treys last season
- Scored a season-high 23 points against No. 4 Baylor
- Named College Sports Madness National Player of the Week (Dec. 7, 2020)
- Bounced back against Wake Forest after her 2020-21 debut, going for 22 points
- Scored a season-high 29 points against Tennessee in 2019-20

CAREER HIGHS

| | | | |
|-----------|----|--------------|----------|
| Points | 35 | Alabama | 2-28-21 |
| FG Made | 12 | Alabama | 2-28-21 |
| FG Att. | 25 | #7 Tennessee | 1-2-22 |
| 3FG Made | 11 | SE Louisiana | 12-10-17 |
| 3FG Att. | 17 | SE Louisiana | 12-10-17 |
| FT Made | 11 | Missouri | 1-9-22 |
| FT Att. | 12 | Missouri | 1-9-22 |
| Off. Reb. | 2 | Auburn | 1-31-21 |
| Def. Reb. | 10 | Cal | 12-5-21 |
| Rebounds | 11 | Cal | 12-5-21 |
| Assists | 7 | @ Alabama | 1-20-22* |
| Blocks | 3 | @ No. 4 SC | 1-18-21 |
| Steals | 5 | UT Martin | 12-29-19 |
| Minutes | 45 | @ Missouri | 2-2-20 |

*Most Recent

| Opponent | Date | gs | min | Total | | 3-Pointers | | Free throws | | Rebounds | | | | | pf | a | t/o | blk | stl | pts | avg | |
|-----------------|--------|----|-----|--------|---------|------------|--------|-------------|-------|----------|-----|-----|-----|-----|----|----|-----|-----|-----|------|------|--|
| | | | | fg-fga | pct | 3fg-fga | pct | ft-fga | pct | off | def | tot | avg | | | | | | | | | |
| TARLETON ST. | 11/10/ | * | 23 | 0-4 | .00 | 0-3 | .00 | 0-0 | .00 | 1 | 3 | 4 | 4.0 | 0 | 2 | 0 | 0 | 0 | 0 | 0 | 0.0 | |
| ARK.-PINE BLUFF | 11/12/ | * | 18 | 4-12 | .33 | 3-11 | .27 | 0-0 | .00 | 0 | 4 | 4 | 4.0 | 0 | 3 | 0 | 0 | 0 | 11 | 5.5 | | |
| at UConn | 11/14/ | * | 29 | 8-17 | .47 | 3-6 | .50 | 1-2 | .50 | 0 | 2 | 2 | 3.3 | 2 | 2 | 0 | 1 | 0 | 20 | 10.3 | | |
| at Arkansas St. | 11/19/ | * | 30 | 5-11 | .45 | 2-6 | .33 | 1-2 | .50 | 0 | 3 | 3 | 3.3 | 1 | 0 | 1 | 1 | 0 | 13 | 11.0 | | |
| SMU | 11/22/ | * | 30 | 4-12 | .33 | 2-8 | .25 | 1-2 | .50 | 0 | 2 | 2 | 3.0 | 3 | 2 | 0 | 0 | 1 | 11 | 11.0 | | |
| SAM HOUSTON | 11/27/ | * | 26 | 5-7 | .71 | 4-5 | .80 | 3-3 | 1.00 | 0 | 4 | 4 | 3.2 | 2 | 1 | 2 | 0 | 2 | 17 | 12.0 | | |
| BELMONT | 11/28/ | * | 26 | 2-4 | .50 | 1-1 | 1.00 | 2-2 | 1.00 | 0 | 3 | 3 | 3.1 | 1 | 3 | 2 | 0 | 1 | 7 | 11.3 | | |
| at UCF | 12/02/ | * | 29 | 1-10 | .10 | 1-8 | .12 | 0-0 | .00 | 0 | 2 | 2 | 3.0 | 3 | 3 | 0 | 0 | 2 | 3 | 10.3 | | |
| CALIFORNIA | 12/05/ | * | 31 | 0-5 | .00 | 0-1 | .00 | 6-6 | 1.00 | 1 | 10 | 11 | 3.9 | 0 | 3 | 1 | 0 | 1 | 6 | 9.8 | | |
| JACKSON ST. | 12/09/ | * | 38 | 4-8 | .50 | 1-4 | .25 | 0-0 | .00 | 0 | 0 | 0 | 3.5 | 1 | 3 | 3 | 0 | 0 | 9 | 9.7 | | |
| LITTLE ROCK | 12/12/ | * | 31 | 5-10 | .50 | 4-8 | .50 | 0-0 | .00 | 0 | 6 | 6 | 3.7 | 2 | 0 | 1 | 0 | 3 | 14 | 10.1 | | |
| TENNESSEE | 01/02/ | * | 40 | 10-25 | .40 | 5-13 | .38 | 1-1 | 1.00 | 0 | 6 | 6 | 3.9 | 1 | 1 | 0 | 0 | 2 | 26 | 11.4 | | |
| at Vanderbilt | 01/06/ | * | 37 | 5-13 | .38 | 5-10 | .50 | 0-0 | .00 | 0 | 4 | 4 | 3.9 | 3 | 1 | 2 | 0 | 4 | 15 | 11.7 | | |
| MISSOURI | 01/09/ | * | 39 | 4-16 | .25 | 2-8 | .25 | 11-12 | .91 | 0 | 6 | 6 | 4.1 | 1 | 4 | 1 | 0 | 2 | 21 | 12.4 | | |
| SOUTH CAROLINA | 01/16/ | * | 39 | 5-8 | .62 | 2-3 | .66 | 2-2 | 1.00 | 0 | 2 | 2 | 3.9 | 0 | 0 | 0 | 0 | 2 | 14 | 12.5 | | |
| at Alabama | 01/20/ | * | 35 | 7-9 | .77 | 5-6 | .83 | 0-0 | .00 | 0 | 9 | 9 | 4.3 | 0 | 7 | 2 | 1 | 1 | 19 | 12.9 | | |
| at Missouri | 01/23/ | * | 38 | 6-15 | .40 | 3-9 | .33 | 2-2 | 1.00 | 0 | 4 | 4 | 4.2 | 0 | 2 | 1 | 0 | 2 | 17 | 13.1 | | |
| LSU | 01/27/ | * | 38 | 10-18 | .55 | 5-8 | .62 | 0-0 | .00 | 0 | 3 | 3 | 4.2 | 2 | 2 | 0 | 0 | 3 | 25 | 13.8 | | |
| at Tennessee | 01/31/ | * | 44 | 9-17 | .52 | 5-9 | .55 | 6-7 | .85 | 0 | 8 | 8 | 4.4 | 3 | 2 | 1 | 0 | 2 | 29 | 14.6 | | |
| at Texas A&M | 02/03/ | * | 40 | 5-16 | .31 | 2-6 | .33 | 5-6 | .83 | 0 | 2 | 2 | 4.3 | 1 | 2 | 1 | 1 | 0 | 17 | 14.7 | | |
| AUBURN | 02/10/ | * | 40 | 10-23 | .43 | 5-11 | .45 | 5-6 | .83 | 0 | 4 | 4 | 4.2 | 1 | 2 | 5 | 0 | 2 | 30 | 15.4 | | |
| at Missouri | 02/13/ | * | 40 | 8-15 | .53 | 4-8 | .50 | 5-6 | .83 | 1 | 8 | 9 | 4.5 | 2 | 0 | 1 | 0 | 0 | 25 | 15.9 | | |
| Totals | | | 22 | 741 | 117-275 | .42 | 64-152 | .42 | 51-59 | .86 | 3 | 95 | 98 | 4.5 | 29 | 45 | 24 | 3 | 30 | 349 | 15.9 | |

Games played: 22
 Minutes/game: 33.7
 Points/game: 15.9
 FG Pct: 42.5
 3FG Pct: 42.1
 FT Pct: 86.4

Rebounds/game: 4.5
 Assists/game: 2.0
 Turnovers/game: 1.1
 Assist/turnover ratio: 1.9
 Steals/game: 1.4
 Blocks/game: 0.1

SEASON | CAREER SUPERLATIVES

| Stat | '16-17 | '17-18 | '19-20 | '20-21 | '21-22 | Career |
|--------------------|--------|--------|--------|--------|--------|--------|
| Double Figure Pts | 7 | 18 | 21 | 21 | 17 | 84 |
| Double Figure Rebs | - | - | - | - | 1 | 1 |
| Double-Doubles | - | - | - | - | - | - |
| 5 + Assists | 2 | 7 | 2 | 1 | 1 | 13 |
| 5 + Blocks | - | - | - | - | - | - |
| 5 + Steals | - | - | 1 | - | - | 1 |
| Led Ark in Pts | - | - | 6 | 6 | 10 | 22 |
| Led Ark in Reb | - | - | 2 | - | 3 | 5 |
| 20 + Points | - | 3 | 7 | 5 | 7 | 22 |
| 30+ Points | - | 1 | - | 1 | 1 | 3 |

CAREER STATISTICS

| Year | GP-GS | Min | Avg | FG | FGA | Pct | FG | FGA | Pct | FT | FTA | Pct | Off | Def | Tot | Avg | PF | FO | Ast | TO | Blk | Stl | Pts | Avg |
|----------|-------|-----|------|-----|-----|------|----|-----|------|----|-----|------|-----|-----|-----|-----|----|----|-----|----|-----|-----|-----|------|
| 2016-17* | 23-5 | 559 | 24.3 | 67 | 196 | .342 | 39 | 106 | .368 | 17 | 20 | .850 | 1 | 45 | 46 | 2.0 | 35 | 0 | 32 | 27 | 11 | 15 | 190 | 8.3 |
| 2017-18* | 36-23 | 896 | 24.9 | 131 | 311 | .421 | 65 | 166 | .392 | 48 | 56 | .857 | 5 | 63 | 68 | 1.9 | 21 | | 103 | 57 | 4 | 30 | 375 | 10.4 |

| Season | gp-gs | min/avg | fg-fga | pct | fg-fga | pct | ft-fga | pct | off | def | tot | avg | pf | fo | ast | to | blk | stl | pts | avg |
|--------|-------|-----------|---------|------|---------|------|---------|------|-----|-----|-----|-----|----|----|-----|----|-----|-----|------|------|
| 2019-2 | 32-32 | 1045/32.1 | 164-371 | .442 | 106-237 | .447 | 36-39 | .923 | 8 | 93 | 101 | 3.2 | 27 | 0 | 60 | 31 | 10 | 36 | 470 | 14.7 |
| 2020-2 | 27-27 | 867/32.1 | 123-286 | .430 | 77-177 | .435 | 42-52 | .808 | 6 | 72 | 78 | 2.9 | 38 | 0 | 41 | 33 | 5 | 30 | 365 | 13.5 |
| 2021-2 | 22-22 | 741/33.7 | 117-275 | .425 | 64-152 | .421 | 51-59 | .864 | 3 | 95 | 98 | 4.5 | 29 | 0 | 45 | 24 | 3 | 30 | 349 | 15.9 |
| TOTAL | 81-81 | 2653/32.1 | 404-932 | .433 | 247-566 | .436 | 129-150 | .860 | 17 | 260 | 277 | 3.4 | 94 | 0 | 146 | 88 | 18 | 96 | 1184 | 14.6 |



24 Jersey Wolfenbarger | Fr. | 6-5 | G/F | Fort Smith, Ark. (Northside HS)

SEASON HIGHS

| | | | |
|-----------|----|----------------|-----------|
| Points | 16 | vs. UCA | 12-18-21* |
| FG Made | 7 | vs. UCA | 12-18-21 |
| FG Att. | 13 | @ #7 Tennessee | 1-31-22 |
| 3FG Made | 3 | @ #7 Tennessee | 1-31-22* |
| 3FG Att. | 11 | @ #7 Tennessee | 1-31-22 |
| FT Made | 3 | #12 LSU | 1-27-22* |
| FT Att. | 6 | Little Rock | 12-12-21* |
| Off. Reb. | 4 | Creighton | 12-21-21* |
| Def. Reb. | 8 | @ Missouri | 2-13-22 |
| Rebounds | 11 | @ Missouri | 2-13-22 |
| Assists | 4 | #12 LSU | 1-27-22 |
| Blocks | 2 | @ Texas A&M | 2-3-22* |
| Steals | 3 | #12 LSU | 1-27-22 |
| Minutes | 34 | Creighton | 12-21-21 |

NOTES

- Registered another double-double at Missouri, going for 12 points and 11 rebounds
- Notched her first career double-double, going for 12 points and 10 boards at A&M
- Was outstanding against #12 LSU, notching career-highs in both assists (4) and rebounds (6)
- Matched her season-high, making 7-8 FGs against UCA for 16 points
- Scored a career-best 16 points against Sam Houston
- FIBA U19 Gold Medalist
- No. 7 overall recruit, and No. 1 wing player in the ESPN HoopGurlz 2021 recruiting rankings at the time of her signing
- Consensus five-star player out of Northside High School
- Arkansas' first McDonald's All-American signee since 2016
- One of five finalists for the Jersey Mike's Naismith High School Player of the Year Award
- Arkansas' Gatorade Player of the year in 2020 and 2021

CAREER HIGHS

(Same as Season Highs)

SEASON | CAREER SUPERLATIVES

| Stat | '21-22 | Career |
|--------------------|--------|--------|
| Double Figure Pts | 10 | 10 |
| Double Figure Rebs | 2 | 2 |
| Double-Doubles | 2 | 2 |
| 5+ Assists | - | - |
| 5+ Blocks | - | - |
| 5+ Steals | - | - |
| Led Team in Pts | - | - |
| Led Team in Reb | 2 | 2 |
| 20+ Points | - | - |

| Opponent | Date | gs | min | Total | | 3-Pointers | | Free throws | | Rebounds | | | | pts | avg | | | | | | |
|-----------------|--------|----|-----|--------|--------|------------|-------|-------------|-------|----------|-----|-----|-----|-----|-----|----|----|----|----|------|-----|
| | | | | fg-fga | pct | 3fg-fga | pct | ft-fga | pct | off | def | tot | avg | | | | | | | | |
| TARLETON ST. | 11/10/ | * | 22 | 4-10 | .40 | 1-5 | .20 | 1-4 | .25 | 0 | 5 | 5 | 5.0 | 4 | 0 | 1 | 1 | 1 | 10 | 10.0 | |
| ARK.-PINE BLUFF | 11/12/ | | 21 | 2-6 | .33 | 1-2 | .50 | 2-4 | .50 | 4 | 2 | 6 | 5.5 | 3 | 1 | 2 | 1 | 1 | 7 | 8.5 | |
| at UConn | 11/14/ | | 15 | 0-1 | .00 | 0-1 | .00 | 0-0 | .00 | 0 | 4 | 4 | 5.0 | 2 | 0 | 1 | 1 | 1 | 0 | 5.7 | |
| SMU | 11/22/ | | 6 | 1-3 | .33 | 0-0 | .00 | 0-0 | .00 | 1 | 0 | 1 | 4.0 | 1 | 0 | 2 | 0 | 1 | 2 | 4.8 | |
| SAM HOUSTON | 11/27/ | | 17 | 5-8 | .62 | 3-4 | .75 | 3-6 | .50 | 2 | 1 | 3 | 3.8 | 3 | 0 | 1 | 0 | 0 | 16 | 7.0 | |
| BELMONT | 11/28/ | | 17 | 3-7 | .42 | 1-2 | .50 | 3-4 | .75 | 1 | 3 | 4 | 3.8 | 0 | 3 | 0 | 0 | 1 | 10 | 7.5 | |
| at UCF | 12/02/ | | 16 | 2-5 | .40 | 1-3 | .33 | 1-2 | .50 | 2 | 1 | 3 | 3.7 | 3 | 1 | 3 | 0 | 0 | 6 | 7.3 | |
| CALIFORNIA | 12/05/ | | 12 | 1-3 | .33 | 0-0 | .00 | 0-0 | .00 | 0 | 1 | 1 | 3.4 | 5 | 0 | 2 | 0 | 0 | 2 | 6.6 | |
| JACKSON ST. | 12/09/ | * | 27 | 3-11 | .27 | 1-6 | .16 | 0-2 | .00 | 0 | 4 | 4 | 3.4 | 3 | 0 | 0 | 0 | 0 | 7 | 6.7 | |
| LITTLE ROCK | 12/12/ | * | 27 | 1-4 | .25 | 0-0 | .00 | 2-6 | .33 | 1 | 4 | 5 | 3.6 | 2 | 2 | 2 | 2 | 0 | 4 | 6.4 | |
| vs Central Ark. | 12/18/ | * | 24 | 7-8 | .87 | 2-2 | 1.00 | 0-2 | .00 | 0 | 5 | 5 | 3.7 | 1 | 1 | 1 | 2 | 0 | 16 | 7.3 | |
| CREIGHTON | 12/21/ | * | 34 | 5-10 | .50 | 1-1 | 1.00 | 0-3 | .00 | 4 | 2 | 6 | 3.9 | 4 | 1 | 3 | 0 | 0 | 11 | 7.6 | |
| TENNESSEE | 01/02/ | * | 15 | 2-10 | .20 | 0-7 | .00 | 1-2 | .50 | 1 | 1 | 2 | 3.8 | 5 | 0 | 2 | 1 | 1 | 5 | 7.4 | |
| at Vanderbilt | 01/06/ | * | 20 | 0-3 | .00 | 0-0 | .00 | 0-0 | .00 | 1 | 1 | 2 | 3.6 | 1 | 0 | 1 | 2 | 0 | 0 | 6.9 | |
| MISSOURI | 01/09/ | * | 31 | 4-6 | .66 | 0-1 | .00 | 3-4 | .75 | 3 | 2 | 5 | 3.7 | 2 | 0 | 0 | 0 | 0 | 11 | 7.1 | |
| SOUTH CAROLINA | 01/16/ | * | 26 | 1-11 | .09 | 1-9 | .11 | 0-0 | .00 | 0 | 0 | 0 | 3.5 | 4 | 2 | 3 | 2 | 1 | 3 | 6.9 | |
| at Alabama | 01/20/ | * | 17 | 5-7 | .71 | 1-1 | 1.00 | 1-2 | .50 | 1 | 0 | 1 | 3.4 | 2 | 0 | 1 | 1 | 1 | 12 | 7.2 | |
| MISSISSIPPI ST. | 01/23/ | * | 22 | 1-6 | .16 | 0-2 | .00 | 1-2 | .50 | 1 | 2 | 3 | 3.3 | 1 | 2 | 0 | 1 | 0 | 3 | 6.9 | |
| LSU | 01/27/ | * | 22 | 2-6 | .33 | 1-2 | .50 | 3-5 | .60 | 1 | 5 | 6 | 3.5 | 1 | 4 | 2 | 0 | 3 | 8 | 7.0 | |
| at Tennessee | 01/31/ | * | 25 | 5-13 | .38 | 3-11 | .27 | 0-2 | .00 | 0 | 2 | 2 | 3.4 | 4 | 2 | 1 | 1 | 1 | 13 | 7.3 | |
| at Texas A&M | 02/03/ | * | 28 | 5-11 | .45 | 0-2 | .00 | 2-3 | .66 | 3 | 7 | 10 | 3.7 | 2 | 1 | 0 | 2 | 0 | 12 | 7.5 | |
| at Missouri | 02/13/ | * | 30 | 5-10 | .50 | 0-0 | .00 | 2-3 | .66 | 3 | 8 | 11 | 4.0 | 3 | 1 | 3 | 1 | 2 | 12 | 7.7 | |
| Totals | | | 15 | 474 | 64-159 | .40 | 17-61 | .27 | 25-56 | .44 | 29 | 60 | 89 | 4.0 | 56 | 21 | 31 | 18 | 14 | 170 | 7.7 |

Games played: 22
 Minutes/game: 21.5
 Points/game: 7.7
 FG Pct: 40.3
 3FG Pct: 27.9
 FT Pct: 44.6

Rebounds/game: 4.0
 Assists/game: 1.0
 Turnovers/game: 1.4
 Assist/turnover ratio: 0.7
 Steals/game: 0.6
 Blocks/game: 0.8

CAREER STATISTICS

| Season | gp-gs | min/avg | Total | | 3-Point | | F-Throws | | Rebounds | | | | Scoring | | | | | | | |
|--------|-------|----------|--------|------|---------|------|----------|------|----------|-----|-----|-----|---------|----|-----|----|-----|-----|-----|-----|
| | | | fg-fga | pct | fg-fga | pct | ft-fga | pct | off | def | tot | avg | pf | fo | ast | to | blk | stl | pts | avg |
| 2021-2 | 22-15 | 474/21.5 | 64-159 | .403 | 17-61 | .279 | 25-56 | .446 | 29 | 60 | 89 | 4.0 | 56 | 2 | 21 | 31 | 18 | 14 | 170 | 7.7 |
| TOTAL | 22-15 | 474/21.5 | 64-159 | .403 | 17-61 | .279 | 25-56 | .446 | 29 | 60 | 89 | 4.0 | 56 | 2 | 21 | 31 | 18 | 14 | 170 | 7.7 |



25 Destinee Oberg | Jr. | 6-3 | C | Burnsville, Minn. (John F. Kennedy HS)

SEASON HIGHS

| | | | |
|-----------|-----|---------------|-----------|
| Points | 10 | vs. UCA | 12-18-21* |
| FG Made | 5 | vs. UCA | 12-18-21 |
| FG Att. | 8 | vs. UCA | 12-18-21* |
| 3FG Made | N/A | | |
| 3FG Att. | N/A | | |
| FT Made | 2 | Little Rock | 12-12-21 |
| FT Att. | 2 | Little Rock | 12-12-21* |
| Off. Reb. | 6 | Little Rock | 12-12-21 |
| Def. Reb. | 4 | vs. UCA | 12-18-21* |
| Rebounds | 10 | Little Rock | 12-12-21 |
| Assists | 3 | @ Alabama | 1-20-22* |
| Blocks | 1 | Jackson State | 12-9-21* |
| Steals | 1 | #7 Tennessee | 1-2-22 |
| Minutes | 23 | vs. UCA | 12-18-21 |

CAREER HIGHS

| | | | |
|-----------|-----|--------------|-----------|
| Points | 10 | vs. UCA | 12-18-21* |
| FG Made | 5 | vs. UCA | 12-18-21 |
| FG Att. | 8 | vs. UCA | 12-18-21* |
| 3FG Made | N/A | | |
| 3FG Att. | N/A | | |
| FT Made | 2 | Little Rock | 12-12-21* |
| FT Att. | 2 | Little Rock | 12-12-21* |
| Off. Reb. | 6 | Little Rock | 12-12-21 |
| Def. Reb. | 4 | vs. UCA | 12-18-21* |
| Rebounds | 10 | Little Rock | 12-12-21 |
| Assists | 3 | @ Alabama | 1-20-22* |
| Blocks | 1 | Ark. State | 11-19-21* |
| Steals | 1 | #7 Tennessee | 1-2-22* |
| Minutes | 23 | vs. UCA | 12-18-21 |

Most Recent*

SEASON | CAREER SUPERLATIVES

| Stat | '19-20 | '20-21 | '21-22 | Career |
|--------------------|--------|--------|--------|--------|
| Double Figure Pts | - | - | 2 | 2 |
| Double Figure Rebs | - | - | 1 | 1 |
| Double-Doubles | - | - | 1 | 1 |
| 5+ Assists | - | - | - | - |
| 5+ Blocks | - | - | - | - |
| 5+ Steals | - | - | - | - |
| Led Team in Pts | - | - | - | - |
| Led Team in Reb | - | - | - | - |
| 20+ Points | - | - | - | - |

NOTES

- Delivered a career-best performance against Little Rock, double-doubling with 10 points and 10 rebounds
- Scored her first four collegiate points against Vanderbilt
- Made her collegiate debut against UT Martin, recording a block in her four minutes played
- Despite missing her junior season with injury, Prospects Nation rated Oberg as a 4.5-star prospect, the No. 6 post player and No. 38 overall recruit in the nation for the 2019 class
- As a sophomore, Oberg and the Academy of Holy Angels played to a third-place finish at the state tournament
- She averaged 16.6 points, 9.9 rebounds, 2.5 assists and 2.1 steals per game that season


| Opponent | Date | gs | min | Total | | 3-Pointers | | Free throws | | Rebounds | | | | | pts | avg | | | | |
|-----------------|--------|----|-----|--------|-----|------------|-----|-------------|-----|----------|-----|-----|-----|----|-----|-----|---|-----|-----|-----|
| | | | | fg-fga | pct | 3fg-fga | pct | ft-fga | pct | off | def | tot | avg | pf | | | a | t/o | blk | stl |
| TARLETON ST. | 11/10/ | 7 | 0-0 | .00 | 0-0 | .00 | 0-0 | .00 | 0-0 | 0 | 3 | 3 | 3.0 | 1 | 0 | 0 | 0 | 0 | 0.0 | |
| ARK.-PINE BLUFF | 11/12/ | 6 | 0-1 | .00 | 0-0 | .00 | 0-2 | .00 | 0-0 | 0 | 0 | 0 | 1.5 | 1 | 0 | 0 | 0 | 0 | 0.0 | |
| at Arkansas St. | 11/19/ | 6 | 0-0 | .00 | 0-0 | .00 | 0-0 | .00 | 0-0 | 0 | 2 | 2 | 1.7 | 3 | 0 | 0 | 1 | 0 | 0.0 | |
| SAM HOUSTON | 11/27/ | 4 | 0-2 | .00 | 0-0 | .00 | 0-0 | .00 | 0-0 | 2 | 0 | 2 | 1.8 | 1 | 2 | 0 | 0 | 0 | 0.0 | |
| BELMONT | 11/28/ | 4 | 1-2 | .50 | 0-0 | .00 | 0-0 | .00 | 0-0 | 0 | 0 | 0 | 1.4 | 0 | 0 | 0 | 1 | 0 | 2.0 | |
| CALIFORNIA | 12/05/ | 2 | 0-0 | .00 | 0-0 | .00 | 0-0 | .00 | 0-0 | 0 | 0 | 0 | 1.2 | 0 | 0 | 0 | 0 | 0 | 0.3 | |
| JACKSON ST. | 12/09/ | 19 | 2-3 | .66 | 0-0 | .00 | 0-0 | .00 | 0-0 | 1 | 1 | 2 | 1.3 | 2 | 2 | 1 | 1 | 0 | 4.0 | |
| LITTLE ROCK | 12/12/ | 17 | 4-8 | .50 | 0-0 | .00 | 2-2 | 1.00 | 6 | 4 | 10 | 2.4 | 1 | 3 | 1 | 0 | 0 | 10 | 2.0 | |
| vs Central Ark. | 12/18/ | 23 | 5-8 | .62 | 0-0 | .00 | 0-0 | .00 | 1 | 4 | 5 | 2.7 | 0 | 3 | 2 | 0 | 0 | 10 | 2.9 | |
| CREIGHTON | 12/21/ | 6 | 0-0 | .00 | 0-0 | .00 | 0-0 | .00 | 0-0 | 3 | 3 | 2.7 | 0 | 0 | 0 | 0 | 0 | 0 | 2.6 | |
| TENNESSEE | 01/02/ | 14 | 0-1 | .00 | 0-0 | .00 | 0-0 | .00 | 0-0 | 0 | 0 | 0 | 2.5 | 1 | 0 | 1 | 0 | 1 | 0 | 2.4 |
| at Vanderbilt | 01/06/ | 5 | 0-0 | .00 | 0-0 | .00 | 0-0 | .00 | 0-0 | 0 | 0 | 0 | 2.3 | 1 | 1 | 0 | 0 | 0 | 0 | 2.2 |
| SOUTH CAROLINA | 01/16/ | 1 | 0-0 | .00 | 0-0 | .00 | 0-0 | .00 | 0-0 | 0 | 0 | 0 | 2.1 | 0 | 0 | 0 | 0 | 0 | 0 | 2.0 |
| at Alabama | 01/20/ | 4 | 0-0 | .00 | 0-0 | .00 | 0-0 | .00 | 0-0 | 1 | 1 | 2.0 | 0 | 3 | 0 | 0 | 0 | 0 | 0 | 1.9 |
| MISSISSIPPI ST. | 01/23/ | 2 | 0-0 | .00 | 0-0 | .00 | 0-0 | .00 | 0-0 | 0 | 0 | 0 | 1.9 | 0 | 0 | 0 | 0 | 0 | 0 | 1.7 |
| LSU | 01/27/ | 1 | 0-0 | .00 | 0-0 | .00 | 0-0 | .00 | 0-0 | 0 | 0 | 0 | 1.8 | 0 | 0 | 0 | 0 | 0 | 0 | 1.6 |
| AUBURN | 02/10/ | 1 | 0-0 | .00 | 0-0 | .00 | 0-0 | .00 | 0-0 | 0 | 0 | 0 | 1.6 | 0 | 0 | 0 | 0 | 0 | 0 | 1.5 |
| Totals | | 0 | 122 | 12-25 | .48 | 0-0 | .00 | 2-4 | .50 | 10 | 18 | 28 | 1.6 | 11 | 14 | 5 | 3 | 1 | 26 | 1.5 |

Games played: 17
 Minutes/game: 7.2
 Points/game: 1.5
 FG Pct: 48.0
 FT Pct: 50.0

Rebounds/game: 1.6
 Assists/game: 0.8
 Turnovers/game: 0.3
 Assist/turnover ratio: 2.8
 Steals/game: 0.1
 Blocks/game: 0.2

CAREER STATISTICS

| Season | qp-gs | min/avg | Total | | 3-Point | | F-Throws | | Rebounds | | | | Scoring | | | | | | | |
|--------|-------|---------|--------|------|---------|------|----------|------|----------|-----|-----|-----|---------|----|-----|----|-----|-----|-----|-----|
| | | | fg-fga | pct | fg-fga | pct | ft-fga | pct | off | def | tot | avg | pf | fo | ast | to | blk | stl | pts | avg |
| 2019-2 | 8-0 | 28/3.5 | 3-6 | .500 | 0-0 | .000 | 2-2 | 1.00 | 1 | 4 | 5 | 0.6 | 3 | 0 | 0 | 3 | 1 | 0 | 8 | 1.0 |
| 2020-2 | 12-0 | 71/5.9 | 4-9 | .444 | 0-0 | .000 | 1-4 | .250 | 5 | 10 | 15 | 1.3 | 8 | 0 | 8 | 11 | 1 | 1 | 9 | 0.8 |
| 2021-2 | 17-0 | 122/7.2 | 12-25 | .480 | 0-0 | .000 | 2-4 | .500 | 10 | 18 | 28 | 1.6 | 11 | 0 | 14 | 5 | 3 | 1 | 26 | 1.5 |
| TOTAL | 37-0 | 221/6.0 | 19-40 | .475 | 0-0 | .000 | 5-10 | .500 | 16 | 32 | 48 | 1.3 | 22 | 0 | 22 | 19 | 5 | 2 | 43 | 1.2 |



30 Maryam Dauda | Fr. | 6-4 | F | Bentonville, Ark. (Bentonville HS)

SEASON HIGHS

| | |
|-----------|-----|
| Points | N/A |
| FG Made | N/A |
| FG Att. | N/A |
| 3FG Made | N/A |
| 3FG Att. | N/A |
| FT Made | N/A |
| FT Att. | N/A |
| Off. Reb. | N/A |
| Def. Reb. | N/A |
| Rebounds | N/A |
| Assists | N/A |
| Blocks | N/A |
| Steals | N/A |
| Minutes | N/A |

NOTES

- The 13th ranked player and top ranked post player in the ESPN HoopGurlz 2021 recruiting rankings at the time of her signing
- Consensus five star recruit out of Bentonville High School
- McDonald's All-American in 2021
- Naismith High School Player of the Year Semifinalist following her senior season
- Four-time All-Conference selection and three-time All-State selection
- Leading scorer, rebounder, and shot blocker in the history of Bentonville High School

CAREER HIGHS

(Same as Season Highs)

SEASON | CAREER SUPERLATIVES

| Stat | '21-22 | Career |
|--------------------|--------|--------|
| Double Figure Pts | - | - |
| Double Figure Rebs | - | - |
| Double-Doubles | - | - |
| 5 + Assists | - | - |
| 5 + Blocks | - | - |
| 5 + Steals | - | - |
| Led Team in Pts | - | - |
| Led Team in Reb | - | - |
| 20 + Points | - | - |

CAREER STATISTICS



43 Makayla Daniels | Jr. | 5-8 | G | Frederick, Md. (Frederick HS)

SEASON HIGHS

| | | | |
|-----------|----|--------------|-----------|
| Points | 34 | Creighton | 12-21-21 |
| FG Made | 11 | Creighton | 12-21-21* |
| FG Att. | 17 | Creighton | 12-21-21 |
| 3FG Made | 5 | Creighton | 12-21-21 |
| 3FG Att. | 8 | @ UCF | 12-2-21 |
| FT Made | 7 | #12 LSU | 1-27-22* |
| FT Att. | 8 | #12 LSU | 1-27-22* |
| Off. Reb. | 5 | @ Vanderbilt | 1-6-22 |
| Def. Reb. | 7 | SMU | 11-22-21 |
| Rebounds | 9 | @ Vanderbilt | 1-6-22 |
| Assists | 6 | Sam Houston | 11-27-21 |
| Blocks | 1 | vs. UCA | 12-18-21 |
| Steals | 6 | vs. UCA | 12-18-21 |
| Minutes | 38 | #12 LSU | 1-27-22* |

CAREER HIGHS

| | | | |
|-----------|----|--------------|-----------|
| Points | 34 | Creighton | 12-21-21 |
| FG Made | 11 | Creighton | 12-21-21* |
| FG Att. | 17 | Creighton | 12-21-21 |
| 3FG Made | 6 | Oral Roberts | 11-14-19 |
| 3FG Att. | 9 | @ Tennessee | 1-7-21 |
| FT Made | 8 | Belmont | 11-20-19 |
| FT Att. | 10 | Belmont | 11-20-19 |
| Off. Reb. | 5 | @ Vanderbilt | 1-6-22 |
| Def. Reb. | 9 | Alabama | 2-28-21 |
| Rebounds | 9 | @ Vanderbilt | 1-6-22* |
| Assists | 7 | @ SMU | 12-9-20 |
| Blocks | 1 | Tarleton | 11-10-21* |
| Steals | 6 | vs. UCA | 12-18-21 |
| Minutes | 39 | No. 8 TAMU | 1-10-21 |

*Most Recent

SEASON | CAREER SUPERLATIVES

| Stat | '19-20 | '20-21 | '21-22 | Career |
|--------------------|--------|--------|--------|--------|
| Double Figure Pts | 10 | 18 | 14 | 42 |
| Double Figure Rebs | - | - | - | - |
| Double-Doubles | - | - | - | - |
| 5+ Assists | 3 | 2 | 5 | 10 |
| 5+ Blocks | - | - | - | - |
| 5+ Steals | 1 | - | 1 | 2 |
| Led Team in Pts | 3 | 1 | 7 | 11 |
| Led Team in Reb | - | 1 | 5 | 6 |
| 20+ Points | 2 | 1 | 4 | 7 |
| 30+ Points | - | - | 2 | 2 |

NOTES

- Dropped a career-best 34 points against Creighton
- Swiped six steals against UCA, a career-best
- Lit up Cal, scoring 32 points in the win
- Stuffed the stat sheet against AState, going for 22 points, eight boards and five assists
- Reached double figures in her NCAA Tournament debut, going for 11 points
- Nearly double-doubled against Alabama, going for 15 points and nine rebounds
- Scored 21 against No. 12 Maryland, her first 20+ point game of the season
- Dished a career-best six assists against UT Martin in 2019-20
- Had a career-high five steals against Kansas State in 2019-20

| Opponent | Date | gs | min | Total | | 3-Pointers | | Free throws | | Rebounds | | | | pf | a | t/o | blk | stl | pts | avg | |
|-----------------|--------|----|-----|--------|--------|------------|-------|-------------|-------|----------|-----|-----|-----|-----|----|-----|-----|-----|-----|------|------|
| | | | | fg-fga | pct | 3fg-fga | pct | ft-fa | pct | off | def | tot | avg | | | | | | | | |
| TARLETON ST. | 11/10/ | * | 21 | 5-11 | .45 | 1-4 | .25 | 4-5 | .80 | 3 | 3 | 6 | 6.0 | 1 | 1 | 2 | 1 | 2 | 15 | 15.0 | |
| ARK.-PINE BLUFF | 11/12/ | * | 21 | 2-6 | .33 | 0-4 | .00 | 1-1 | 1.00 | 2 | 3 | 5 | 5.5 | 3 | 4 | 0 | 0 | 2 | 5 | 10.0 | |
| at UConn | 11/14/ | * | 28 | 2-11 | .18 | 1-5 | .20 | 0-1 | .00 | 2 | 4 | 6 | 5.7 | 4 | 3 | 2 | 0 | 0 | 5 | 8.3 | |
| at Arkansas St. | 11/19/ | * | 30 | 8-13 | .61 | 2-5 | .40 | 4-5 | .80 | 4 | 4 | 8 | 6.3 | 1 | 5 | 4 | 0 | 1 | 22 | 11.8 | |
| SMU | 11/22/ | * | 23 | 6-10 | .60 | 0-3 | .00 | 4-5 | .80 | 0 | 7 | 7 | 6.4 | 4 | 2 | 0 | 0 | 1 | 16 | 12.6 | |
| SAM HOUSTON | 11/27/ | * | 29 | 4-8 | .50 | 0-3 | .00 | 3-4 | .75 | 1 | 4 | 5 | 6.2 | 2 | 6 | 1 | 0 | 3 | 11 | 12.3 | |
| BELMONT | 11/28/ | * | 25 | 1-5 | .20 | 0-2 | .00 | 1-2 | .50 | 1 | 2 | 3 | 5.7 | 2 | 5 | 1 | 0 | 3 | 3 | 11.0 | |
| at UCF | 12/02/ | * | 37 | 5-10 | .50 | 4-8 | .50 | 4-4 | 1.00 | 2 | 4 | 6 | 5.8 | 4 | 1 | 0 | 0 | 3 | 18 | 11.9 | |
| CALIFORNIA | 12/05/ | * | 32 | 11-15 | .73 | 4-7 | .57 | 6-6 | 1.00 | 1 | 2 | 3 | 5.4 | 2 | 0 | 3 | 0 | 1 | 32 | 14.1 | |
| JACKSON ST. | 12/09/ | * | 37 | 5-13 | .38 | 1-4 | .25 | 5-6 | .83 | 4 | 4 | 8 | 5.7 | 2 | 3 | 0 | 0 | 1 | 16 | 14.3 | |
| LITTLE ROCK | 12/12/ | * | 24 | 2-6 | .33 | 0-3 | .00 | 3-3 | 1.00 | 0 | 2 | 2 | 5.4 | 2 | 5 | 1 | 0 | 0 | 7 | 13.6 | |
| vs Central Ark. | 12/18/ | * | 23 | 3-5 | .60 | 2-2 | 1.00 | 3-6 | .50 | 1 | 5 | 6 | 5.4 | 3 | 3 | 2 | 1 | 6 | 11 | 13.4 | |
| CREIGHTON | 12/21/ | * | 33 | 11-17 | .64 | 5-6 | .83 | 7-8 | .87 | 2 | 0 | 2 | 5.2 | 3 | 0 | 2 | 0 | 3 | 34 | 15.0 | |
| TENNESSEE | 01/02/ | * | 30 | 3-11 | .27 | 1-7 | .14 | 4-4 | 1.00 | 0 | 4 | 4 | 5.1 | 5 | 1 | 0 | 0 | 1 | 11 | 14.7 | |
| at Vanderbilt | 01/06/ | * | 35 | 2-14 | .14 | 1-6 | .16 | 2-4 | .50 | 5 | 4 | 9 | 5.3 | 4 | 2 | 3 | 0 | 0 | 7 | 14.2 | |
| MISSOURI | 01/09/ | * | 38 | 6-11 | .54 | 2-3 | .66 | 3-4 | .75 | 4 | 4 | 8 | 5.5 | 1 | 4 | 0 | 0 | 2 | 17 | 14.4 | |
| SOUTH CAROLINA | 01/16/ | * | 37 | 4-15 | .26 | 2-6 | .33 | 7-8 | .87 | 2 | 3 | 5 | 5.5 | 2 | 2 | 2 | 0 | 3 | 17 | 14.5 | |
| at Alabama | 01/20/ | * | 34 | 6-11 | .54 | 2-4 | .50 | 4-6 | .66 | 3 | 2 | 5 | 5.4 | 3 | 5 | 3 | 0 | 2 | 18 | 14.7 | |
| MISSISSIPPI ST. | 01/23/ | * | 33 | 6-13 | .46 | 1-7 | .14 | 2-2 | 1.00 | 2 | 3 | 5 | 5.4 | 3 | 3 | 1 | 0 | 2 | 15 | 14.7 | |
| LSU | 01/27/ | * | 38 | 5-9 | .55 | 3-6 | .50 | 7-8 | .87 | 1 | 4 | 5 | 5.4 | 3 | 4 | 4 | 0 | 2 | 20 | 15.0 | |
| at Tennessee | 01/31/ | * | 14 | 2-7 | .28 | 1-4 | .25 | 0-0 | .00 | 1 | 0 | 1 | 5.2 | 0 | 2 | 1 | 0 | 1 | 5 | 14.5 | |
| Totals | | | 21 | 622 | 99-221 | .44 | 33-99 | .33 | 74-92 | .80 | 41 | 68 | 109 | 5.2 | 54 | 61 | 32 | 2 | 39 | 305 | 14.5 |

Games played: 21
 Minutes/game: 29.6
 Points/game: 14.5
 FG Pct: 44.8
 3FG Pct: 33.3
 FT Pct: 80.4

Rebounds/game: 5.2
 Assists/game: 2.9
 Turnovers/game: 1.5
 Assist/turnover ratio: 1.9
 Steals/game: 1.9
 Blocks/game: 0.1

CAREER STATISTICS

| Season | gp-gs | min/avg | Total | | 3-Point | | F-Throws | | Rebounds | | | | Scoring | | | | | | | |
|--------|-------|-----------|---------|------|---------|------|----------|------|----------|-----|-----|-----|---------|----|-----|-----|-----|-----|-----|------|
| | | | fg-fga | pct | fg-fga | pct | ft-fa | pct | off | def | tot | avg | pf | fo | ast | to | blk | stl | pts | avg |
| 2019-2 | 32-32 | 716/22.4 | 107-216 | .495 | 25-56 | .446 | 60-77 | .779 | 7 | 48 | 55 | 1.7 | 67 | 1 | 77 | 44 | 2 | 45 | 299 | 9.3 |
| 2020-2 | 28-28 | 802/28.6 | 101-256 | .395 | 44-120 | .367 | 78-97 | .804 | 9 | 74 | 83 | 3.0 | 75 | 2 | 61 | 43 | 4 | 41 | 324 | 11.6 |
| 2021-2 | 21-21 | 622/29.6 | 99-221 | .448 | 33-99 | .333 | 74-92 | .804 | 41 | 68 | 109 | 5.2 | 54 | 1 | 61 | 32 | 2 | 39 | 305 | 14.5 |
| TOTAL | 81-81 | 2140/26.1 | 307-693 | .443 | 102-275 | .371 | 212-266 | .797 | 57 | 190 | 247 | 3.0 | 196 | 4 | 199 | 119 | 8 | 125 | 928 | 11.5 |



55 Emrie Ellis | Fr. | 6-3 | F | Vanoss, Okla. | Vanoss HS

SEASON HIGHS

| | | | |
|-----------|----|----------------|----------|
| Points | 11 | Auburn | 2-10-22 |
| FG Made | 4 | Auburn | 2-10-22 |
| FG Att. | 7 | Auburn | 2-10-22* |
| 3FG Made | 1 | #1 S. Carolina | 1-17-22* |
| 3FG Att. | 3 | #1 S. Carolina | 1-17-22* |
| FT Made | 3 | Auburn | 2-10-22 |
| FT Att. | 4 | Auburn | 2-10-22 |
| Off. Reb. | 3 | @ Missouri | 2-13-22 |
| Def. Reb. | 5 | @ Missouri | 2-13-22 |
| Rebounds | 8 | @ Missouri | 2-13-22 |
| Assists | 2 | @ Vanderbilt | 1-6-22* |
| Blocks | 5 | UAPB | 11-12-21 |
| Steals | 1 | @ Alabama | 1-20-22 |
| Minutes | 27 | Auburn | 2-10-22 |

CAREER HIGHS

(Same as Season Highs)

SEASON | CAREER SUPERLATIVES

| Stat | '21-22 | Career |
|--------------------|--------|--------|
| Double Figure Pts | 1 | 1 |
| Double Figure Rebs | - | - |
| Double-Doubles | - | - |
| 5+ Assists | - | - |
| 5+ Blocks | 1 | 1 |
| 5+ Steals | - | - |
| Led Team in Pts | - | - |
| Led Team in Reb | - | - |
| 20+ Points | - | - |

NOTES

- Blocked five shots against UAPB, the most by a freshman Hog since 2014
- No. 48 overall recruit in ASGR's 2021 recruiting rankings
- Named Ada News All-Area Co-Player of the Year in 2021 after leading Vanoss High School to the Class A State Final
- VYPE Top 100 in all four of her high school seasons
- Four-time Pontotoc County All-Conference
- Led the state of Oklahoma in rebounds & blocks in 2018

| Opponent | Date | gs | min | Total | | 3-Pointers | | Free throws | | Rebounds | | | | | pts | avg | | | | |
|-----------------|--------|----|-----|--------|-----|------------|-----|-------------|-----|----------|-----|-----|-----|----|-----|-----|----|-----|-----|-----|
| | | | | fg-fga | pct | 3fg-fga | pct | ft-fa | pct | off | def | tot | avg | pf | | | a | t/o | blk | stl |
| TARLETON ST. | 11/10/ | 15 | 2-2 | 1.00 | 0-0 | .00 | 0-0 | .00 | 1 | 1 | 2 | 2.0 | 3 | 0 | 1 | 2 | 0 | 4 | 4.0 | |
| ARK.-PINE BLUFF | 11/12/ | 16 | 3-6 | .50 | 0-1 | .00 | 0-0 | .00 | 2 | 3 | 5 | 3.5 | 0 | 1 | 1 | 5 | 0 | 6 | 5.0 | |
| at UConn | 11/14/ | 13 | 3-5 | .60 | 0-1 | .00 | 0-0 | .00 | 0 | 4 | 4 | 3.7 | 3 | 0 | 2 | 0 | 0 | 6 | 5.3 | |
| at Arkansas St. | 11/19/ | 15 | 2-4 | .50 | 0-2 | .00 | 0-0 | .00 | 1 | 4 | 5 | 4.0 | 4 | 0 | 1 | 4 | 0 | 4 | 5.0 | |
| SMU | 11/22/ | 11 | 1-4 | .25 | 0-2 | .00 | 1-2 | .50 | 0 | 1 | 1 | 3.4 | 2 | 1 | 1 | 0 | 0 | 3 | 4.6 | |
| SAM HOUSTON | 11/27/ | 15 | 3-6 | .50 | 1-3 | .33 | 1-2 | .50 | 2 | 2 | 4 | 3.5 | 3 | 1 | 3 | 1 | 0 | 8 | 5.2 | |
| BELMONT | 11/28/ | 17 | 3-7 | .42 | 1-3 | .33 | 0-0 | .00 | 0 | 1 | 1 | 3.1 | 1 | 1 | 1 | 2 | 0 | 7 | 5.4 | |
| at UCF | 12/02/ | 5 | 0-0 | .00 | 0-0 | .00 | 0-0 | .00 | 0 | 0 | 0 | 2.8 | 1 | 0 | 1 | 0 | 0 | 0 | 4.8 | |
| CALIFORNIA | 12/05/ | 5 | 0-1 | .00 | 0-1 | .00 | 2-2 | 1.00 | 0 | 0 | 0 | 2.4 | 2 | 0 | 1 | 0 | 0 | 2 | 4.4 | |
| TENNESSEE | 01/02/ | 11 | 0-5 | .00 | 0-2 | .00 | 0-0 | .00 | 1 | 0 | 1 | 2.3 | 5 | 2 | 0 | 1 | 0 | 0 | 4.0 | |
| at Vanderbilt | 01/06/ | 15 | 2-4 | .50 | 0-0 | .00 | 0-0 | .00 | 1 | 1 | 2 | 2.3 | 1 | 2 | 1 | 0 | 0 | 4 | 4.0 | |
| MISSOURI | 01/09/ | 9 | 2-5 | .40 | 0-0 | .00 | 0-0 | .00 | 0 | 2 | 2 | 2.3 | 0 | 1 | 0 | 0 | 0 | 4 | 4.0 | |
| SOUTH CAROLINA | 01/16/ | 23 | 1-4 | .25 | 1-3 | .33 | 0-0 | .00 | 1 | 2 | 3 | 2.3 | 4 | 0 | 0 | 1 | 0 | 3 | 3.9 | |
| at Alabama | 01/20/ | 13 | 2-4 | .50 | 0-1 | .00 | 0-0 | .00 | 1 | 2 | 3 | 2.4 | 0 | 0 | 1 | 0 | 1 | 4 | 3.9 | |
| MISSISSIPPI ST. | 01/23/ | 2 | 0-0 | .00 | 0-0 | .00 | 0-0 | .00 | 0 | 1 | 1 | 2.3 | 0 | 0 | 0 | 0 | 0 | 0 | 3.7 | |
| LSU | 01/27/ | 1 | 0-0 | .00 | 0-0 | .00 | 2-2 | 1.00 | 0 | 0 | 0 | 2.1 | 0 | 0 | 0 | 0 | 0 | 2 | 3.6 | |
| at Tennessee | 01/31/ | 1 | 0-0 | .00 | 0-0 | .00 | 0-0 | .00 | 0 | 0 | 0 | 2.0 | 0 | 0 | 0 | 0 | 0 | 0 | 3.4 | |
| at Texas A&M | 02/03/ | 6 | 0-1 | .00 | 0-1 | .00 | 0-0 | .00 | 2 | 1 | 3 | 2.1 | 2 | 1 | 2 | 1 | 0 | 0 | 3.2 | |
| AUBURN | 02/10/ | 27 | 4-7 | .57 | 0-0 | .00 | 3-4 | .75 | 1 | 4 | 5 | 2.2 | 1 | 1 | 0 | 2 | 0 | 11 | 3.6 | |
| at Missouri | 02/13/ | 12 | 2-4 | .50 | 0-1 | .00 | 0-1 | .00 | 3 | 5 | 8 | 2.5 | 1 | 0 | 0 | 0 | 0 | 4 | 3.6 | |
| Totals | | 0 | 232 | 30-69 | .43 | 3-21 | .14 | 9-13 | .69 | 16 | 34 | 50 | 2.5 | 33 | 11 | 16 | 19 | 1 | 72 | 3.6 |

Games played: 20
 Minutes/game: 11.6
 Points/game: 3.6
 FG Pct: 43.5
 3FG Pct: 14.3
 FT Pct: 69.2

Rebounds/game: 2.5
 Assists/game: 0.6
 Turnovers/game: 0.8
 Assist/turnover ratio: 0.7
 Steals/game: 0.1
 Blocks/game: 1.0

| CAREER STATISTICS | | | Total | | 3-Point | | F-Throws | | Rebounds | | | | Scoring | | | | | | | |
|-------------------|-------|----------|--------|------|---------|------|----------|------|----------|-----|-----|-----|---------|----|-----|----|-----|-----|-----|-----|
| Season | gp-gs | min/avg | fg-fga | pct | fg-fga | pct | ft-fa | pct | off | def | tot | avg | pf | fo | ast | to | blk | stl | pts | avg |
| 2021-2 | 20-0 | 232/11.6 | 30-69 | .435 | 3-21 | .143 | 9-13 | .692 | 16 | 34 | 50 | 2.5 | 33 | 1 | 11 | 16 | 19 | 1 | 72 | 3.6 |
| TOTAL | 20-0 | 232/11.6 | 30-69 | .435 | 3-21 | .143 | 9-13 | .692 | 16 | 34 | 50 | 2.5 | 33 | 1 | 11 | 16 | 19 | 1 | 72 | 3.6 |




Samara Spencer
Fr | 5-7 | G
Fort Lauderdale, Fla.



Elauna Eaton
RFr | 6-0 | G
Helena, Ark.




Erynn Barnum
RJr | 6-2 | F
Little Rock, Ark.



Rylee Langerman
So | 5-9 | G
Norman, Okla.



Sasha Goforth
So | 6-1 | G
Fayetteville, Ark.



Saylor Poffenbarger
Fr | 6-2 | G
Middletown, Md.



Ashlyn Sage
Fr | 6-2 | G
Weatherford, Okla.



Avery Hughes
Jr | 5-7 | G
Bentonville, Ark.



Amber Ramirez
RSr* | 5-9 | G
San Antonio, Texas



Jersey Wolfenbarger
Fr | 6-5 | G/F
Fort Smith, Ark.



Destinee Oberg
Jr | 6-3 | C
Burnsville, Minn.



Maryam Dauda
Fr | 6-4 | F
Bentonville, Ark.



Makayla Daniels
Jr | 5-8 | G
Frederick, Md.



Emrie Ellis
Fr | 6-3 | F
Vanoss, Okla.



Mike Neighbors
Head Coach
Fifth Season



Todd Schaefer
Associate Head Coach
Fifth Season



Pauline Love
Assistant Coach
Fifth Season



Lacey Goldwire
Assistant Coach
Third Season



Amber Shirey
Director of Operations



C'eira Ricketts
Director of SA Development



Jeff Brazil
Special Assistant to the HC &
Director of Video



Simone Rush
Athletic Trainer



Official Basketball Box Score -- Game Totals -- Final Statistics

Tarleton St. vs Arkansas 11/10/21 7:00 pm at Fayetteville, AR



Tarleton St. 33 • 0-1,0-0 WAC

| # | Player | Total | | | 3-Ptr | | | Rebounds | | | PF | TP | A | TO | Blk | Stl | Min |
|--------|-------------------|-------|-------|--------|-------|-----|--------|----------|-----|-----|----|----|---|----|-----|-----|-----|
| | | FG | FGA | FT-FTA | FG | FGA | FT-FTA | Off | Def | Tot | | | | | | | |
| 01 | Lucy Benson | f | 0-1 | 0-0 | 0-0 | 2 | 1 | 3 | 4 | 0 | 1 | 1 | 0 | 0 | 1 | 28 | |
| 00 | Malaya Kendrick | g | 3-11 | 0-0 | 0-0 | 0 | 10 | 10 | 3 | 6 | 0 | 1 | 0 | 1 | 0 | 15 | |
| 02 | Iyana Dorsey | g | 1-8 | 1-5 | 2-2 | 0 | 1 | 1 | 4 | 5 | 0 | 1 | 0 | 1 | 0 | 16 | |
| 23 | Jurnee President | g | 0-5 | 0-3 | 0-0 | 1 | 0 | 1 | 0 | 0 | 1 | 1 | 1 | 1 | 1 | 24 | |
| 25 | Seynabou Thiam | * | 3-5 | 0-0 | 0-0 | 0 | 1 | 1 | 0 | 6 | 1 | 2 | 4 | 1 | 1 | 17 | |
| 03 | Crystal Smith | g | 0-0 | 0-0 | 0-0 | 0 | 0 | 0 | 0 | 0 | 0 | 1 | 0 | 1 | 3 | 3 | |
| 04 | Emily Cunningham | g | 0-0 | 0-0 | 0-0 | 0 | 1 | 1 | 1 | 0 | 0 | 2 | 0 | 0 | 0 | 6 | |
| 05 | Kaitlyn Guillory | g | 0-0 | 0-0 | 0-0 | 0 | 0 | 0 | 0 | 0 | 0 | 0 | 0 | 0 | 0 | 4 | |
| 11 | Mason Jones | g | 0-0 | 0-0 | 0-0 | 0 | 0 | 0 | 1 | 0 | 1 | 4 | 0 | 0 | 0 | 7 | |
| 12 | Jenna Dick | g | 0-1 | 0-1 | 0-0 | 0 | 2 | 2 | 0 | 0 | 0 | 0 | 0 | 0 | 0 | 22 | |
| 21 | Nya Mitchels | g | 1-2 | 0-0 | 1-4 | 0 | 2 | 2 | 1 | 3 | 0 | 4 | 1 | 0 | 0 | 12 | |
| 22 | Tyler Jackson | g | 2-6 | 1-4 | 3-4 | 0 | 1 | 1 | 3 | 8 | 0 | 1 | 0 | 0 | 0 | 16 | |
| 31 | Emilia Axelsson | g | 0-2 | 0-1 | 1-2 | 0 | 0 | 0 | 1 | 1 | 0 | 1 | 0 | 0 | 0 | 9 | |
| 33 | Marissa Escamilla | g | 1-8 | 0-1 | 2-4 | 1 | 1 | 2 | 5 | 4 | 0 | 2 | 0 | 0 | 0 | 19 | |
| 41 | Hannah Matthews | g | 0-0 | 0-0 | 0-0 | 0 | 0 | 0 | 0 | 0 | 0 | 0 | 0 | 0 | 0 | 2 | |
| Team | | | | | | 3 | 4 | 7 | | | | 2 | | | | | |
| Totals | | | 11-49 | 2-15 | 9-16 | 7 | 24 | 31 | 24 | 33 | 3 | 23 | 6 | 5 | 200 | | |

| | | | | | | | |
|-------------|------------|-----------------|----------------|-----------------|-------------------|-------------------|---|
| 1st - FG %: | 4-16 25.0% | 2nd: 3-10 30.0% | 3rd: 0-12 0.0% | 4th: 4-11 36.4% | Game: 11-49 22.4% | Deadball Rebounds | 5 |
| 3FG %: | 0-3 0.0% | 1-2 50.0% | 0-5 0.0% | 1-5 20.0% | 2-15 13.3% | | |
| FT %: | 0-0 0.0% | 1-4 25.0% | 5-8 62.5% | 3-4 75.0% | 9-16 56.3% | | |

Arkansas 85 • 1-0,0-0 SEC

| # | Player | Total | | | 3-Ptr | | | Rebounds | | | PF | TP | A | TO | Blk | Stl | Min |
|--------|---------------------|-------|-------|--------|-------|-----|--------|----------|-----|-----|----|----|---|----|-----|-----|-----|
| | | FG | FGA | FT-FTA | FG | FGA | FT-FTA | Off | Def | Tot | | | | | | | |
| 04 | Erynn Barnum | f | 3-7 | 0-0 | 6-8 | 2 | 4 | 6 | 2 | 12 | 2 | 0 | 1 | 3 | 20 | | |
| 13 | Sasha Goforth | g | 3-8 | 0-4 | 2-4 | 2 | 3 | 5 | 1 | 8 | 2 | 1 | 0 | 0 | 23 | | |
| 23 | Amber Ramirez | g | 0-4 | 0-3 | 0-0 | 1 | 3 | 4 | 0 | 2 | 0 | 0 | 0 | 0 | 23 | | |
| 24 | Jersey Wolfenbarger | g | 4-10 | 1-5 | 1-4 | 0 | 5 | 5 | 4 | 10 | 0 | 1 | 1 | 1 | 22 | | |
| 43 | Makayla Daniels | g | 5-11 | 1-4 | 4-5 | 3 | 3 | 6 | 1 | 15 | 1 | 2 | 1 | 2 | 21 | | |
| 01 | Marquesha Davis | g | 2-5 | 0-0 | 1-2 | 0 | 4 | 4 | 2 | 5 | 1 | 1 | 0 | 1 | 12 | | |
| 02 | Samara Spencer | g | 5-6 | 2-2 | 0-2 | 0 | 3 | 3 | 12 | 2 | 2 | 0 | 0 | 1 | 17 | | |
| 03 | Elaua Eaton | g | 2-4 | 2-4 | 5-5 | 0 | 2 | 2 | 2 | 11 | 0 | 1 | 0 | 1 | 16 | | |
| 11 | Rylee Langerman | g | 1-2 | 0-0 | 0-0 | 2 | 0 | 2 | 0 | 2 | 3 | 1 | 0 | 0 | 12 | | |
| 15 | Ashlyn Sage | g | 2-2 | 2-2 | 0-0 | 0 | 0 | 0 | 0 | 6 | 0 | 1 | 0 | 1 | 9 | | |
| 22 | Avery Hughes | g | 0-1 | 0-0 | 0-0 | 0 | 0 | 0 | 0 | 0 | 1 | 0 | 0 | 0 | 7 | | |
| 25 | Destinee Oberg | g | 0-0 | 0-0 | 0-0 | 0 | 3 | 3 | 1 | 0 | 0 | 0 | 0 | 0 | 3 | | |
| 55 | Emrie Ellis | g | 2-2 | 0-0 | 0-0 | 1 | 1 | 2 | 3 | 4 | 0 | 1 | 2 | 0 | 15 | | |
| Team | | | | | | 3 | 2 | 5 | | | | | | | | | |
| Totals | | | 29-62 | 8-24 | 19-30 | 14 | 33 | 47 | 19 | 85 | 14 | 11 | 5 | 10 | 200 | | |

| | | | | | | | |
|-------------|------------|-----------------|------------------|-----------------|-------------------|-------------------|---|
| 1st - FG %: | 6-16 37.5% | 2nd: 7-14 50.0% | 3rd: 10-18 55.6% | 4th: 6-14 42.9% | Game: 29-62 46.8% | Deadball Rebounds | 6 |
| 3FG %: | 3-9 33.3% | 1-6 16.7% | 3-6 50.0% | 1-3 33.3% | 8-24 33.3% | | |
| FT %: | 5-8 62.5% | 6-11 54.5% | 4-6 66.7% | 4-5 80.0% | 19-30 63.3% | | |

Officials: Kaz Beverly, Eric Baker, Cameron Inouye
 Technical fouls: Tarleton St.-None. Arkansas-None.
 Attendance: 2614
 2021-22 Women's Basketball. Round: 0. Arkansas vs Tarleton St.. Played at Bud

| Score by periods | 1st | 2nd | 3rd | 4th | Total |
|------------------|-----|-----|-----|-----|-------|
| Tarleton St. | 8 | 8 | 5 | 12 | 33 |
| Arkansas | 20 | 21 | 27 | 17 | 85 |



Official Basketball Box Score -- Game Totals -- Final Statistics

Ark.-Pine Bluff vs Arkansas 11/12/21 12:00 pm at Fayetteville, AR



Ark.-Pine Bluff 53 • 0-2,0-0 SWAC

| # | Player | Total | | | 3-Ptr | | | Rebounds | | | PF | TP | A | TO | Blk | Stl | Min |
|--------|----------------------|-------|-------|--------|-------|-----|--------|----------|-----|-----|----|----|---|----|-----|-----|-----|
| | | FG | FGA | FT-FTA | FG | FGA | FT-FTA | Off | Def | Tot | | | | | | | |
| 23 | Khadajah Brown | f | 3-7 | 0-0 | 1-2 | 1 | 4 | 5 | 5 | 7 | 0 | 3 | 0 | 0 | 15 | | |
| 01 | Tyesha Juhann | g | 1-8 | 1-3 | 4-4 | 6 | 2 | 8 | 2 | 7 | 1 | 2 | 0 | 1 | 20 | | |
| 03 | Joyce Kennerson | g | 2-9 | 1-2 | 4-7 | 0 | 7 | 7 | 3 | 9 | 0 | 3 | 0 | 0 | 29 | | |
| 22 | ShiCoriya Orr | g | 0-3 | 0-0 | 1-0 | 0 | 1 | 1 | 0 | 0 | 1 | 3 | 0 | 1 | 16 | | |
| 24 | Bryana Langford | g | 1-6 | 0-1 | 0-0 | 0 | 0 | 0 | 0 | 2 | 2 | 0 | 1 | 0 | 15 | | |
| 02 | Sade Hudson | g | 5-12 | 0-2 | 5-8 | 0 | 6 | 6 | 1 | 15 | 0 | 1 | 0 | 0 | 28 | | |
| 04 | Kourtney Rittenberry | g | 1-1 | 0-0 | 0-0 | 0 | 0 | 0 | 0 | 2 | 2 | 0 | 1 | 0 | 3 | | |
| 05 | Shekinah Rachel | g | 2-5 | 1-2 | 0-0 | 0 | 6 | 6 | 2 | 5 | 0 | 1 | 0 | 0 | 19 | | |
| 12 | Marquita Cotten | g | 0-0 | 0-0 | 0-0 | 0 | 0 | 0 | 0 | 0 | 0 | 0 | 0 | 0 | 3 | | |
| 20 | Timiya Guevara | g | 0-2 | 0-0 | 0-0 | 1 | 1 | 2 | 0 | 0 | 0 | 3 | 0 | 1 | 20 | | |
| 25 | Kaila Walker | g | 1-4 | 0-1 | 0-0 | 1 | 1 | 2 | 2 | 2 | 1 | 1 | 0 | 0 | 13 | | |
| 32 | Stephanie Okowi | g | 0-1 | 0-0 | 2-2 | 1 | 1 | 2 | 2 | 2 | 0 | 1 | 0 | 0 | 4 | | |
| 40 | Morgan Christian | g | 0-1 | 0-1 | 0-0 | 0 | 0 | 0 | 1 | 0 | 1 | 0 | 0 | 0 | 4 | | |
| 54 | Maya Peat | g | 0-5 | 0-2 | 2-2 | 1 | 2 | 3 | 2 | 0 | 2 | 0 | 0 | 0 | 11 | | |
| Team | | | | | | 6 | 3 | 9 | | | | 1 | | | | | |
| Totals | | | 16-64 | 3-15 | 18-25 | 17 | 34 | 51 | 27 | 53 | 4 | 24 | 0 | 3 | 200 | | |

| | | | | | | | |
|-------------|------------|-----------------|-----------------|-----------------|-------------------|-------------------|-----|
| 1st - FG %: | 5-19 26.3% | 2nd: 2-14 14.3% | 3rd: 2-18 11.1% | 4th: 7-13 53.8% | Game: 16-64 25.0% | Deadball Rebounds | 5,2 |
| 3FG %: | 1-5 20.0% | 0-2 0.0% | 1-7 14.3% | 1-1 100.0% | 3-15 20.0% | | |
| FT %: | 2-2 100.0% | 5-8 62.5% | 5-8 62.5% | 6-7 85.7% | 18-25 72.0% | | |

Arkansas 96 • 2-0,0-0 SEC

| # | Player | Total | | | 3-Ptr | | | Rebounds | | | PF | TP | A | TO | Blk | Stl | Min |
|--------|---------------------|-------|-------|--------|-------|-----|--------|----------|-----|-----|----|----|----|----|-----|-----|-----|
| | | FG | FGA | FT-FTA | FG | FGA | FT-FTA | Off | Def | Tot | | | | | | | |
| 04 | Erynn Barnum | f | 6-8 | 1-1 | 2-2 | 2 | 4 | 6 | 2 | 15 | 1 | 1 | 2 | 4 | 18 | | |
| 02 | Samara Spencer | g | 3-5 | 2-3 | 6-8 | 1 | 2 | 3 | 2 | 14 | 4 | 3 | 0 | 1 | 21 | | |
| 13 | Sasha Goforth | g | 4-6 | 1-2 | 2-3 | 1 | 3 | 4 | 3 | 11 | 3 | 1 | 3 | 0 | 19 | | |
| 23 | Amber Ramirez | g | 4-12 | 3-11 | 0-0 | 0 | 4 | 4 | 0 | 11 | 3 | 0 | 0 | 0 | 18 | | |
| 43 | Makayla Daniels | g | 2-6 | 0-4 | 1-1 | 2 | 3 | 5 | 3 | 5 | 4 | 0 | 2 | 2 | 21 | | |
| 01 | Marquesha Davis | g | 1-4 | 0-2 | 5-8 | 0 | 2 | 2 | 1 | 7 | 1 | 1 | 1 | 0 | 11 | | |
| 03 | Elaua Eaton | g | 4-12 | 4-11 | 3-4 | 1 | 6 | 7 | 2 | 15 | 1 | 0 | 0 | 0 | 21 | | |
| 11 | Rylee Langerman | g | 2-4 | 1-2 | 0-1 | 0 | 1 | 1 | 4 | 5 | 0 | 1 | 0 | 1 | 14 | | |
| 15 | Ashlyn Sage | g | 0-3 | 0-3 | 0-0 | 1 | 2 | 3 | 1 | 0 | 1 | 0 | 0 | 0 | 7 | | |
| 22 | Avery Hughes | g | 0-2 | 0-1 | 0-0 | 0 | 0 | 0 | 0 | 0 | 0 | 0 | 0 | 0 | 7 | | |
| 24 | Jersey Wolfenbarger | g | 2-6 | 1-2 | 2-4 | 4 | 2 | 6 | 3 | 7 | 1 | 2 | 1 | 1 | 21 | | |
| 25 | Destinee Oberg | g | 0-1 | 0-0 | 0-2 | 0 | 0 | 0 | 0 | 1 | 0 | 0 | 0 | 0 | 6 | | |
| 55 | Emrie Ellis | g | 3-6 | 0-1 | 0-0 | 2 | 3 | 5 | 0 | 6 | 1 | 1 | 5 | 0 | 16 | | |
| Team | | | | | | 1 | 1 | 2 | | | | | | | | | |
| Totals | | | 31-75 | 13-43 | 21-33 | 15 | 33 | 48 | 23 | 96 | 20 | 10 | 12 | 9 | 200 | | |

| | | | | | | | |
|-------------|------------|-----------------|-----------------|-----------------|-------------------|-------------------|---|
| 1st - FG %: | 7-19 36.8% | 2nd: 9-20 45.0% | 3rd: 8-18 44.4% | 4th: 7-18 38.9% | Game: 31-75 41.3% | Deadball Rebounds | 5 |
| 3FG %: | 3-12 25.0% | 4-11 36.4% | 2-10 20.0% | 4-10 40.0% | 13-43 30.2% | | |
| FT %: | 1-1 100.0% | 9-15 60.0% | 9-10 90.0% | 2-7 28.6% | 21-33 63.6% | | |

Officials: Natosha Harris, William Smith, Bryan Enterline
 Technical fouls: Ark.-Pine Bluff-None. Arkansas-None.
 Attendance: 2425
 2021-22 Women's Basketball. Round: 0. Ark.-Pine Bluff vs Arkansas. Played at B

| Score by periods | 1st | 2nd | 3rd | 4th | Total |
|------------------|-----|-----|-----|-----|-------|
| Ark.-Pine Bluff | 13 | 9 | 10 | 21 | 53 |
| Arkansas | 18 | 31 | 27 | 20 | 96 |



Official Basketball Box Score -- Game Totals -- Final Statistics

Arkansas vs UConn 11/14/21 1:00 pm at Mansfield, CT



Arkansas 80 • 2-1,0-0 SEC

| # | Player | Total | | | 3-Ptr | | | Rebounds | | | PF | TP | A | TO | Blk | Stl | Min |
|----|-----------------|-------|------|--------|-------|-----|--------|----------|-----|-----|----|----|---|----|-----|-----|-----|
| | | FG | FGA | FT-FTA | FG | FGA | FT-FTA | Off | Def | Tot | | | | | | | |
| 01 | Marquesha Davis | f | 2-4 | 0-0 | 1-1 | 1 | 1 | 2 | 3 | 5 | 1 | 0 | 0 | 1 | 17 | | |
| 04 | Erynn Barnum | f | 4-12 | 0-4 | 8-10 | 4 | 4 | 8 | 0 | 16 | 2 | 1 | 1 | 0 | 28 | | |
| 13 | Sasha Goforth | g | 6-17 | 0-2 | 5-5 | 3 | 2 | 5 | 1 | 17 | 1 | 2 | 1 | 0 | 31 | | |
| 23 | Amber Ramirez | g | 8-17 | 3-6 | 1-2 | 0 | 2 | 2 | 2 | 20 | 2 | 0 | 1 | 0 | 29 | | |
| 43 | Makayla Daniels | g | 2-11 | 1-5 | 0-1 | 2 | 4 | 6 | 4 | 5 | 3 | 2 | 0 | 0 | 28 | | |
| 02 | Samara Spencer | g | 3-6 | 0-1 | 2-2 | 0 | 0 | 0 | 1 | 8 | 2 | 1 | 0 | 1 | 17 | | |
| 03 | Elaua Eaton | g | 1-2 | 1-2 | 0-0 | 0 | 0 | 0 | 1 | 3 | 0 | 0 | 0 | 1 | 16 | | |
| 11 | Rylee Langerman | g | 0-0 | 0-0 | 0-0 | 0 | 0 | 0 | 4 | 0 | 0 | | | | | | |



Official Basketball Box Score -- Game Totals -- Final Statistics

SMU vs Arkansas 11/22/21 7:00 pm at Fayetteville, AR



SMU 58 • 2-2,0-0 AAC

| # | Player | Total | | | 3-Ptr | | | Rebounds | | | PF | TP | A | TO | Blk | Stl | Min |
|-----------|--------------------|--------|--------|--------|-----------|--------|-----------|----------|-----------|-------|-------------|-------|----------|----|-----|-----|-----|
| | | FG-FGA | FG-FGA | FT-FTA | FG-FGA | FG-FGA | FT-FTA | Off | Def | Tot | | | | | | | |
| 12 | Savannah Wilkinson | r | 10-17 | 0-2 | 0-1 | 1 | 9 | 10 | 3 | 20 | 1 | 3 | 1 | 1 | 35 | | |
| 44 | Danielle Sanderlin | r | 0-3 | 0-0 | 0-0 | 1 | 5 | 6 | 2 | 0 | 0 | 0 | 0 | 14 | | | |
| 05 | Sydney Wiggins | g | 4-8 | 3-4 | 0-0 | 1 | 2 | 3 | 5 | 11 | 2 | 5 | 0 | 26 | | | |
| 10 | Jasmine Smith | g | 2-8 | 0-4 | 0-1 | 0 | 4 | 4 | 3 | 4 | 4 | 2 | 1 | 29 | | | |
| 13 | Reagan Bradley | g | 1-4 | 0-2 | 2-2 | 1 | 3 | 4 | 4 | 4 | 3 | 0 | 0 | 35 | | | |
| 00 | Tamia Jones | g | 0-0 | 0-0 | 0-0 | 1 | 0 | 1 | 0 | 0 | 0 | 0 | 0 | 0+ | | | |
| 02 | Keyanna Warthen | g | 0-0 | 0-0 | 0-0 | 1 | 3 | 4 | 1 | 0 | 2 | 2 | 0 | 7 | | | |
| 14 | Paige Bayliss | g | 1-3 | 0-1 | 5-6 | 1 | 4 | 5 | 2 | 7 | 0 | 0 | 1 | 16 | | | |
| 24 | JaQuia White | g | 0-1 | 0-0 | 0-0 | 1 | 1 | 2 | 4 | 0 | 0 | 1 | 0 | 15 | | | |
| 32 | Kayla White | g | 5-14 | 0-1 | 2-4 | 0 | 0 | 0 | 3 | 12 | 0 | 0 | 0 | 23 | | | |
| Team | | | | | | 1 | 0 | 1 | | | | | | | | | |
| Totals | | | 23-58 | 3-14 | 9-14 | 9 | 31 | 40 | 27 | 58 | 12 | 16 | 3 | 4 | 200 | | |
| 1st FG %: | | | 5-13 | 38.5% | 2nd: 2-15 | 13.3% | 3rd: 8-14 | 57.1% | 4th: 8-16 | 50.0% | Game: 23-58 | 39.7% | Deadball | | | | |
| 3FG %: | | | 0-2 | 0.0% | 0-3 | 0.0% | 2-3 | 66.7% | 1-6 | 16.7% | 3-14 | 21.4% | Rebounds | | | | |
| FT %: | | | 2-2 | 100.0% | 7-8 | 87.5% | 0-1 | 0.0% | 0-3 | 0.0% | 9-14 | 64.3% | 1 | | | | |

Arkansas 65 • 4-1,0-0 SEC

| # | Player | Total | | | 3-Ptr | | | Rebounds | | | PF | TP | A | TO | Blk | Stl | Min |
|-----------|---------------------|--------|--------|--------|-----------|--------|-----------|----------|-----------|-------|-------------|-------|----------|----|-----|-----|-----|
| | | FG-FGA | FG-FGA | FT-FTA | FG-FGA | FG-FGA | FT-FTA | Off | Def | Tot | | | | | | | |
| 04 | Erynn Barnum | r | 8-16 | 1-3 | 1-4 | 4 | 5 | 9 | 1 | 18 | 0 | 2 | 0 | 0 | 30 | | |
| 11 | Rylee Langerman | g | 0-0 | 0-0 | 0-0 | 0 | 4 | 4 | 3 | 0 | 0 | 1 | 0 | 24 | | | |
| 13 | Sasha Goforth | g | 3-12 | 0-1 | 2-10 | 5 | 3 | 8 | 1 | 8 | 2 | 1 | 1 | 23 | | | |
| 23 | Amber Ramirez | g | 4-12 | 2-8 | 1-2 | 0 | 2 | 2 | 3 | 11 | 2 | 0 | 0 | 30 | | | |
| 43 | Makayla Daniels | g | 6-10 | 0-3 | 4-5 | 0 | 7 | 7 | 4 | 16 | 2 | 0 | 0 | 23 | | | |
| 01 | Marquesha Davis | g | 0-0 | 0-0 | 1-2 | 0 | 0 | 0 | 1 | 1 | 0 | 0 | 0 | 3 | | | |
| 02 | Samara Spencer | g | 2-6 | 1-2 | 1-2 | 1 | 2 | 3 | 1 | 6 | 2 | 0 | 0 | 28 | | | |
| 03 | Elaina Eaton | g | 0-1 | 0-1 | 0-0 | 0 | 0 | 0 | 1 | 0 | 0 | 0 | 0 | 12 | | | |
| 24 | Jersey Wolfenbarger | g | 1-3 | 0-0 | 0-0 | 1 | 0 | 1 | 1 | 2 | 0 | 2 | 0 | 6 | | | |
| 55 | Emrie Ellis | g | 1-4 | 0-2 | 1-2 | 0 | 1 | 1 | 2 | 3 | 1 | 1 | 0 | 11 | | | |
| Team | | | | | | 2 | 3 | 5 | | | | | | | | | |
| Totals | | | 25-64 | 4-20 | 11-27 | 13 | 27 | 40 | 18 | 65 | 9 | 8 | 1 | 8 | 200 | | |
| 1st FG %: | | | 8-21 | 38.1% | 2nd: 4-13 | 30.8% | 3rd: 6-18 | 33.3% | 4th: 7-12 | 58.3% | Game: 25-64 | 39.1% | Deadball | | | | |
| 3FG %: | | | 1-6 | 16.7% | 1-5 | 20.0% | 0-5 | 0.0% | 2-4 | 50.0% | 4-20 | 20.0% | Rebounds | | | | |
| FT %: | | | 0-0 | 0.0% | 4-12 | 33.3% | 4-5 | 80.0% | 3-10 | 30.0% | 11-27 | 40.7% | 11,3 | | | | |

Officials: Angel Kent, Brian Garland, Roy Gulbeyan
 Technical fouls: SMU-None. Arkansas-None.
 Attendance: 3060
 2021-22 Women's Basketball. Round: 0. Arkansas vs SMU. Played at Bud Walton Ar

| Score by periods | 1st | 2nd | 3rd | 4th | Total |
|------------------|-----|-----|-----|-----|-------|
| SMU | 12 | 11 | 18 | 17 | 58 |
| Arkansas | 17 | 13 | 16 | 19 | 65 |



Official Basketball Box Score -- Game Totals -- Final Statistics

Sam Houston vs Arkansas 11/27/21 2:00 pm at Fayetteville, AR



Sam Houston 66 • 3-3,0-0 WAC

| # | Player | Total | | | 3-Ptr | | | Rebounds | | | PF | TP | A | TO | Blk | Stl | Min |
|-----------|--------------------|--------|--------|--------|-----------|--------|-----------|----------|-----------|-------|-------------|-------|----------|----|-----|-----|-----|
| | | FG-FGA | FG-FGA | FT-FTA | FG-FGA | FG-FGA | FT-FTA | Off | Def | Tot | | | | | | | |
| 11 | Courtney Cleveland | f | 8-18 | 1-1 | 5-7 | 1 | 2 | 3 | 2 | 22 | 0 | 5 | 0 | 1 | 34 | | |
| 21 | Madelyn Batista | f | 3-5 | 0-0 | 0-0 | 1 | 9 | 10 | 5 | 6 | 0 | 0 | 0 | 0 | 20 | | |
| 10 | Faith Cook | g | 2-7 | 0-3 | 1-2 | 1 | 2 | 3 | 3 | 5 | 2 | 5 | 0 | 26 | | | |
| 12 | Damaya Telemaque | g | 9-11 | 3-3 | 0-0 | 0 | 4 | 4 | 3 | 21 | 0 | 3 | 0 | 26 | | | |
| 13 | Kaylee Jefferson | g | 1-6 | 0-3 | 0-0 | 3 | 2 | 5 | 3 | 2 | 4 | 5 | 0 | 34 | | | |
| 00 | Sydney Kemp | g | 0-1 | 0-1 | 0-0 | 0 | 1 | 1 | 3 | 0 | 2 | 0 | 0 | 8 | | | |
| 02 | Kylie Scott | g | 0-1 | 0-0 | 0-0 | 0 | 0 | 0 | 1 | 0 | 1 | 0 | 0 | 4 | | | |
| 03 | Shuntorri Rodgers | g | 0-2 | 0-0 | 0-0 | 1 | 0 | 1 | 0 | 0 | 1 | 1 | 0 | 5 | | | |
| 14 | Raane Smith | g | 0-1 | 0-0 | 0-0 | 0 | 3 | 3 | 1 | 0 | 0 | 3 | 0 | 4 | | | |
| 15 | Devyn Wilson | g | 0-1 | 0-0 | 0-0 | 0 | 0 | 0 | 0 | 0 | 0 | 0 | 0 | 2 | | | |
| 22 | Braylyn Dollar | g | 1-4 | 0-0 | 0-0 | 1 | 1 | 2 | 4 | 2 | 0 | 0 | 0 | 6 | | | |
| 24 | LeAndra Echi | g | 1-1 | 0-0 | 0-0 | 0 | 0 | 0 | 0 | 2 | 0 | 1 | 0 | 23 | | | |
| 30 | Dendra Young | g | 3-4 | 0-0 | 0-0 | 0 | 1 | 1 | 1 | 6 | 0 | 1 | 0 | 8 | | | |
| Team | | | | | | 2 | 0 | 2 | | | | | | | | | |
| Totals | | | 28-62 | 4-11 | 6-9 | 10 | 25 | 35 | 26 | 66 | 10 | 23 | 2 | 4 | 200 | | |
| 1st FG %: | | | 11-14 | 78.6% | 2nd: 7-20 | 35.0% | 3rd: 2-17 | 11.8% | 4th: 8-11 | 72.7% | Game: 28-62 | 45.2% | Deadball | | | | |
| 3FG %: | | | 2-3 | 66.7% | 2-5 | 40.0% | 0-3 | 0.0% | 0-0 | 0.0% | 4-11 | 36.4% | Rebounds | | | | |
| FT %: | | | 1-2 | 50.0% | 1-1 | 100.0% | 4-6 | 66.7% | 0-0 | 0.0% | 6-9 | 66.7% | 2 | | | | |

Arkansas 92 • 5-1,0-0 SEC

| # | Player | Total | | | 3-Ptr | | | Rebounds | | | PF | TP | A | TO | Blk | Stl | Min |
|-----------|---------------------|--------|--------|--------|-----------|--------|-----------|----------|-----------|-------|-------------|-------|----------|----|-----|-----|-----|
| | | FG-FGA | FG-FGA | FT-FTA | FG-FGA | FG-FGA | FT-FTA | Off | Def | Tot | | | | | | | |
| 04 | Erynn Barnum | f | 2-7 | 0-1 | 2-2 | 1 | 2 | 3 | 2 | 6 | 0 | 1 | 0 | 1 | 14 | | |
| 02 | Samara Spencer | g | 4-5 | 3-4 | 1-2 | 0 | 1 | 1 | 0 | 12 | 3 | 3 | 1 | 21 | | | |
| 13 | Sasha Goforth | g | 3-10 | 0-3 | 1-1 | 2 | 4 | 6 | 0 | 7 | 4 | 1 | 3 | 24 | | | |
| 23 | Amber Ramirez | g | 5-7 | 4-5 | 3-3 | 0 | 4 | 4 | 2 | 17 | 1 | 2 | 0 | 26 | | | |
| 43 | Makayla Daniels | g | 4-8 | 0-3 | 3-4 | 1 | 4 | 5 | 2 | 11 | 6 | 1 | 0 | 29 | | | |
| 01 | Marquesha Davis | g | 3-6 | 1-2 | 4-5 | 2 | 2 | 4 | 1 | 11 | 0 | 1 | 0 | 12 | | | |
| 03 | Elaina Eaton | g | 0-3 | 0-2 | 0-0 | 0 | 0 | 0 | 2 | 0 | 0 | 1 | 0 | 15 | | | |
| 11 | Rylee Langerman | g | 1-4 | 0-1 | 2-2 | 0 | 2 | 2 | 1 | 4 | 1 | 1 | 1 | 16 | | | |
| 15 | Ashlyn Sage | g | 0-0 | 0-0 | 0-0 | 1 | 0 | 1 | 0 | 0 | 0 | 0 | 0 | 4 | | | |
| 22 | Avery Hughes | g | 0-0 | 0-0 | 0-0 | 0 | 0 | 0 | 0 | 0 | 0 | 1 | 0 | 3 | | | |
| 24 | Jersey Wolfenbarger | g | 5-8 | 3-4 | 3-6 | 2 | 1 | 3 | 3 | 16 | 0 | 1 | 0 | 17 | | | |
| 25 | Destinee Oberg | g | 0-2 | 0-0 | 0-0 | 2 | 0 | 2 | 1 | 0 | 2 | 0 | 0 | 4 | | | |
| 55 | Emrie Ellis | g | 3-6 | 1-3 | 1-2 | 2 | 2 | 4 | 3 | 8 | 1 | 3 | 1 | 0 | | | |
| Team | | | | | | 1 | 1 | 2 | | | | | | | | | |
| Totals | | | 30-66 | 12-28 | 20-27 | 14 | 23 | 37 | 17 | 92 | 18 | 16 | 6 | 11 | 200 | | |
| 1st FG %: | | | 10-19 | 52.6% | 2nd: 7-15 | 46.7% | 3rd: 6-16 | 37.5% | 4th: 7-16 | 43.8% | Game: 30-66 | 45.5% | Deadball | | | | |
| 3FG %: | | | 2-9 | 22.2% | 4-6 | 66.7% | 4-8 | 50.0% | 2-5 | 40.0% | 12-28 | 42.9% | Rebounds | | | | |
| FT %: | | | 3-5 | 60.0% | 3-5 | 60.0% | 8-10 | 80.0% | 6-7 | 85.7% | 20-27 | 74.1% | 4,2 | | | | |

Officials: Timothy Daley, Ifeyinwa Seales, Beverly Roberts
 Technical fouls: Sam Houston-None. Arkansas-None.
 Attendance: 3335
 2021-22 Women's Basketball. Round: 0. Arkansas vs Sam Houston. Played at Bud W

| Score by periods | 1st | 2nd | 3rd | 4th | Total |
|------------------|-----|-----|-----|-----|-------|
| Sam Houston | 25 | 17 | 8 | 16 | 66 |
| Arkansas | 25 | 21 | 24 | 22 | 92 |



Official Basketball Box Score -- Game Totals -- Final Statistics

Belmont vs Arkansas 11/28/21 7:00 pm at Fayetteville, AR



Belmont 63 • 3-3,0-0 OVC

| # | Player | Total | | | 3-Ptr | | | Rebounds | | | PF | TP | A | TO | Blk | Stl | Min |
|----|------------------|--------|--------|--------|--------|--------|--------|----------|-----|-----|----|----|---|----|-----|-----|-----|
| | | FG-FGA | FG-FGA | FT-FTA | FG-FGA | FG-FGA | FT-FTA | Off | Def | Tot | | | | | | | |
| 03 | Madison Bartley | f | 3-6 | 1-1 | 0-0 | 1 | 3 | 4 | 4 | 7 | 0 | 2 | 2 | 0 | 14 | | |
| 20 | Conley Chinn | f | 3-6 | 2-4 | 0-0 | 0 | 3 | 3 | 2 | 8 | 1 | 3 | 1 | 1 | 25 | | |
| 00 | Tuti Jones | g | 2-11 | 1-5 | 0-0 | 0 | 1 | 1 | 0 | 5 | 3 | 1 | 0 | 32 | | | |
| 11 | Destinee Wells | g | 9-15 | 1-4 | 1-2 | 0 | 5 | 5 | 2 | 20 | 3 | 2 | 0 | 30 | | | |
| 14 | Jamilyn Kinney | g | 1-5 | 1-4 | 0-0 | 0 | 5 | 5 | 2 | 3 | 2 | 3 | 0 | 27 | | | |
| 12 | Kilyn McGuff | g | 1-1 | 0-0 | 4-4 | 0 | 2 | 2 | 2 | 6 | 1 | 3 | 1 | 0 | | | |
| 21 | Blair Schoenwald | g | 0-2 | 0-0 | 0-0 | 0 | 1 | 1 | 0 | 0 | 0 | 0 | 0 | 7 | | | |
| 22 | Tessa Miller | g | 2-2 | 0-0 | 2-4 | 3 | 3 | 6 | 1 | 6 | 0 | 2 | 0 | 19 | | | |
| 23 | Nikki Baird | g | 2-4 | 2-4 | 0-0 | 0 | 2 | 2 | 0 | 6 | 0 | 1 | 1 | 0 | | | |
| 24 | Kiki Britzmann | g | 0-0 | 0-0 | 0-0 | 0 | 0 | | | | | | | | | | |



Official Basketball Box Score -- Game Totals -- Final Statistics
Creighton vs Arkansas
 12/21/21 1:00 pm at Fayetteville, AR



Creighton 81 • 8-3,3-0 Big East

| ## | Player | Total | | | 3-Ptr | | | Rebounds | | | PF | TP | A | TO | Blk | Stl | Min |
|--------|------------------|--------|--------|--------|--------|--------|--------|----------|-----|-----|----|----|---|----|-----|-----|-----|
| | | FG-FGA | FG-FGA | FT-FTA | FG-FGA | FG-FGA | FT-FTA | Off | Def | Tot | | | | | | | |
| 22 | Carly Bachelor | f | 4-10 | 1-3 | 2-2 | 2 | 3 | 5 | 2 | 11 | 1 | 2 | 0 | 1 | 1 | 31 | |
| 31 | Emma Ronsiek | f | 2-6 | 2-4 | 0-0 | 0 | 4 | 4 | 0 | 6 | 0 | 0 | 1 | 0 | 0 | 17 | |
| 02 | Tatum Rembao | g | 1-7 | 0-3 | 2-4 | 1 | 1 | 2 | 2 | 4 | 11 | 1 | 0 | 0 | 0 | 32 | |
| 15 | Lauren Jensen | g | 5-13 | 5-9 | 0-0 | 0 | 6 | 6 | 3 | 15 | 1 | 1 | 1 | 0 | 0 | 37 | |
| 33 | Payton Brotzki | g | 0-1 | 0-0 | 0-0 | 0 | 2 | 2 | 0 | 0 | 0 | 0 | 0 | 0 | 0 | 8 | |
| 13 | Rachael Saunders | g | 3-5 | 1-1 | 5-5 | 2 | 0 | 2 | 4 | 12 | 0 | 0 | 0 | 0 | 1 | 31 | |
| 14 | Mallory Brake | g | 1-2 | 0-0 | 0-0 | 1 | 1 | 2 | 1 | 2 | 0 | 0 | 0 | 0 | 0 | 5 | |
| 21 | Molly Mogensen | g | 3-5 | 2-2 | 3-4 | 3 | 4 | 7 | 3 | 11 | 4 | 4 | 0 | 0 | 0 | 18 | |
| 24 | Chloe Dworak | g | 0-0 | 0-0 | 0-0 | 0 | 0 | 0 | 1 | 0 | 0 | 0 | 0 | 0 | 0 | 0+ | |
| 30 | Morgan Maly | g | 8-13 | 3-8 | 1-1 | 1 | 3 | 4 | 1 | 20 | 1 | 1 | 0 | 1 | 21 | | |
| Team | | | | | | 3 | 2 | 5 | | | | | | | | | |
| Totals | | | 27-62 | 14-30 | 13-16 | 13 | 26 | 39 | 19 | 81 | 18 | 9 | 2 | 3 | 200 | | |

1st- FG %: 4-15 26.7% 2nd: 10-18 55.6% 3rd: 8-14 57.1% 4th: 5-15 33.3% Game: 27-62 43.5% Deadball Rebounds 2
 3FG %: 3-7 42.9% 7-11 63.6% 2-4 50.0% 2-8 25.0% 14-30 46.7%
 FT %: 5-5 100.0% 2-2 100.0% 4-7 57.1% 2-2 100.0% 13-16 81.3%

Arkansas 72 • 10-3,0-0 SEC

| ## | Player | Total | | | 3-Ptr | | | Rebounds | | | PF | TP | A | TO | Blk | Stl | Min |
|--------|---------------------|--------|--------|--------|--------|--------|--------|----------|-----|-----|----|----|---|----|-----|-----|-----|
| | | FG-FGA | FG-FGA | FT-FTA | FG-FGA | FG-FGA | FT-FTA | Off | Def | Tot | | | | | | | |
| 02 | Samara Spencer | g | 2-12 | 1-5 | 5-6 | 0 | 6 | 6 | 4 | 10 | 3 | 3 | 0 | 0 | 0 | 38 | |
| 11 | Rylee Langerman | g | 0-5 | 0-3 | 0-0 | 2 | 2 | 4 | 1 | 0 | 1 | 0 | 1 | 2 | 25 | | |
| 23 | Sasha Goforth | g | 4-8 | 2-3 | 1-2 | 1 | 6 | 7 | 4 | 11 | 2 | 3 | 4 | 0 | 36 | | |
| 24 | Jersey Wolfenbarger | g | 5-10 | 1-1 | 0-3 | 4 | 2 | 6 | 4 | 11 | 1 | 3 | 0 | 0 | 34 | | |
| 43 | Makayla Daniels | g | 11-17 | 5-6 | 7-8 | 2 | 0 | 2 | 3 | 34 | 0 | 2 | 0 | 3 | 33 | | |
| 03 | Elaua Eaton | g | 2-3 | 2-3 | 0-0 | 0 | 0 | 0 | 2 | 6 | 1 | 0 | 0 | 0 | 28 | | |
| 25 | Destinee Oberg | g | 0-0 | 0-0 | 0-0 | 0 | 3 | 3 | 0 | 0 | 0 | 0 | 0 | 0 | 6 | | |
| Team | | | | | | 1 | 2 | 3 | | | | | | | | | |
| Totals | | | 24-55 | 11-21 | 13-19 | 10 | 21 | 31 | 18 | 72 | 8 | 11 | 5 | 5 | 200 | | |

1st- FG %: 5-16 31.3% 2nd: 6-11 54.5% 3rd: 7-16 43.8% 4th: 6-12 50.0% Game: 24-55 43.6% Deadball Rebounds 1,2
 3FG %: 3-9 33.3% 4-5 80.0% 3-4 75.0% 1-3 33.3% 11-21 52.4%
 FT %: 0-1 0.0% 4-6 66.7% 3-6 50.0% 6-6 100.0% 13-19 68.4%

Officials: Teresa Stuck,Fatou Cissoko-Stephens,Dee Kantner
 Technical fouls: Creighton-None. Arkansas-None.
 Attendance: 3216
 2021-22 Women's Basketball. Round: 0. Arkansas vs Creighton. Played at Bud Wal

| Score by periods | 1st | 2nd | 3rd | 4th | Total |
|------------------|-----|-----|-----|-----|-------|
| Creighton | 16 | 29 | 22 | 14 | 81 |
| Arkansas | 13 | 20 | 20 | 19 | 72 |



Official Basketball Box Score -- Game Totals -- Final Statistics
Tennessee vs Arkansas
 01/02/22 12:00 pm at Fayetteville, AR



Tennessee 70 • 13-1,2-0 SEC

| ## | Player | Total | | | 3-Ptr | | | Rebounds | | | PF | TP | A | TO | Blk | Stl | Min |
|--------|-----------------|--------|--------|--------|--------|--------|--------|----------|-----|-----|----|----|---|----|-----|-----|-----|
| | | FG-FGA | FG-FGA | FT-FTA | FG-FGA | FG-FGA | FT-FTA | Off | Def | Tot | | | | | | | |
| 02 | Alexus Dye | f | 6-9 | 0-0 | 1-2 | 1 | 9 | 10 | 0 | 13 | 0 | 4 | 0 | 0 | 0 | 21 | |
| 20 | Tamari Key | c | 5-11 | 0-0 | 7-10 | 5 | 2 | 7 | 4 | 17 | 1 | 4 | 5 | 0 | 0 | 27 | |
| 04 | Jordan Walker | g | 3-8 | 1-2 | 6-8 | 2 | 5 | 7 | 2 | 13 | 3 | 2 | 0 | 1 | 30 | | |
| 21 | Tess Darby | g | 0-1 | 0-1 | 0-0 | 0 | 5 | 5 | 2 | 0 | 0 | 0 | 0 | 0 | 19 | | |
| 25 | Jordan Horston | g | 3-13 | 0-1 | 6-10 | 1 | 6 | 7 | 4 | 12 | 5 | 3 | 0 | 0 | 28 | | |
| 00 | Brooklynn Miles | g | 0-2 | 0-2 | 0-0 | 0 | 3 | 3 | 4 | 0 | 1 | 3 | 0 | 0 | 20 | | |
| 01 | Sara Puckett | g | 1-3 | 0-1 | 0-0 | 1 | 2 | 3 | 2 | 2 | 2 | 0 | 0 | 0 | 20 | | |
| 05 | Kaiya Wynn | g | 0-0 | 0-0 | 0-0 | 0 | 1 | 1 | 0 | 0 | 0 | 2 | 0 | 0 | 8 | | |
| 12 | Rae Burrell | g | 1-2 | 0-0 | 0-2 | 0 | 0 | 0 | 2 | 0 | 0 | 0 | 0 | 0 | 12 | | |
| 13 | Keyen Green | g | 4-4 | 0-0 | 3-4 | 0 | 2 | 2 | 2 | 11 | 1 | 2 | 0 | 0 | 13 | | |
| 31 | Emily Saunders | g | 0-0 | 0-0 | 0-0 | 0 | 1 | 1 | 1 | 0 | 0 | 0 | 1 | 0 | 2 | | |
| Team | | | | | | 0 | 4 | 4 | | | | | | | | | |
| Totals | | | 23-53 | 1-7 | 23-36 | 10 | 40 | 50 | 21 | 70 | 13 | 20 | 6 | 1 | 200 | | |

1st- FG %: 7-19 36.8% 2nd: 6-9 66.7% 3rd: 3-12 25.0% 4th: 7-13 53.8% Game: 23-53 43.4% Deadball Rebounds 9
 3FG %: 1-3 33.3% 0-0 0.0% 0-2 0.0% 0-2 21.4% 1-7 14.3%
 FT %: 5-6 83.3% 3-6 50.0% 4-8 50.0% 11-16 68.8% 23-36 63.9%

Arkansas 63 • 10-4,0-1 SEC

| ## | Player | Total | | | 3-Ptr | | | Rebounds | | | PF | TP | A | TO | Blk | Stl | Min |
|--------|---------------------|--------|--------|--------|--------|--------|--------|----------|-----|-----|----|----|---|----|-----|-----|-----|
| | | FG-FGA | FG-FGA | FT-FTA | FG-FGA | FG-FGA | FT-FTA | Off | Def | Tot | | | | | | | |
| 02 | Samara Spencer | g | 3-9 | 1-5 | 1-1 | 2 | 4 | 6 | 1 | 8 | 0 | 0 | 0 | 1 | 25 | | |
| 13 | Sasha Goforth | g | 4-9 | 0-2 | 1-1 | 2 | 2 | 4 | 5 | 9 | 0 | 2 | 5 | 0 | 22 | | |
| 23 | Amber Ramirez | g | 10-25 | 5-13 | 1-1 | 0 | 6 | 6 | 1 | 26 | 1 | 0 | 0 | 2 | 40 | | |
| 24 | Jersey Wolfenbarger | g | 2-10 | 0-7 | 1-2 | 1 | 1 | 2 | 5 | 5 | 0 | 2 | 1 | 1 | 15 | | |
| 43 | Makayla Daniels | g | 3-11 | 1-7 | 4-4 | 0 | 4 | 4 | 5 | 11 | 1 | 0 | 0 | 1 | 30 | | |
| 03 | Elaua Eaton | g | 1-4 | 1-2 | 1-2 | 1 | 2 | 3 | 1 | 4 | 0 | 1 | 0 | 0 | 22 | | |
| 11 | Rylee Langerman | g | 0-2 | 0-2 | 0-0 | 3 | 1 | 4 | 5 | 0 | 2 | 2 | 1 | 2 | 21 | | |
| 22 | Avery Hughes | g | 0-0 | 0-0 | 0-0 | 0 | 0 | 0 | 0 | 0 | 0 | 0 | 0 | 0 | 0+ | | |
| 25 | Destinee Oberg | g | 0-1 | 0-0 | 0-0 | 0 | 0 | 0 | 1 | 0 | 0 | 1 | 0 | 1 | 14 | | |
| 55 | Emrie Ellis | g | 0-5 | 0-2 | 0-0 | 1 | 0 | 1 | 5 | 0 | 2 | 0 | 1 | 0 | 11 | | |
| Team | | | | | | 2 | 4 | 6 | | | | | | | | | |
| Totals | | | 23-76 | 8-40 | 9-11 | 12 | 24 | 36 | 29 | 63 | 6 | 9 | 8 | 8 | 200 | | |

1st- FG %: 6-18 33.3% 2nd: 7-21 33.3% 3rd: 5-17 29.4% 4th: 5-20 25.0% Game: 23-76 30.3% Deadball Rebounds 3
 3FG %: 1-7 14.3% 2-10 20.0% 2-9 22.2% 3-14 21.4% 8-40 20.0%
 FT %: 4-5 80.0% 1-1 100.0% 2-2 100.0% 2-3 66.7% 9-11 81.8%

Officials: Timothy Daley,Angelica Suffren,Pualani Spurlock-Welsh
 Technical fouls: Tennessee-None. Arkansas-None.
 Attendance: 3655
 2021-22 Women's Basketball. Round: 0. Arkansas vs Tennessee. Played at Bud Wal

| Score by periods | 1st | 2nd | 3rd | 4th | Total |
|------------------|-----|-----|-----|-----|-------|
| Tennessee | 20 | 15 | 10 | 25 | 70 |
| Arkansas | 17 | 17 | 14 | 15 | 63 |



Official Basketball Box Score -- Game Totals -- Final Statistics
Arkansas vs Vanderbilt
 01/06/22 7:30 pm at Nashville, TN



Arkansas 51 • 10-5,0-2 SEC

| ## | Player | Total | | | 3-Ptr | | | Rebounds | | | PF | TP | A | TO | Blk | Stl | Min |
|--------|---------------------|--------|--------|--------|--------|--------|--------|----------|-----|-----|----|----|---|----|-----|-----|-----|
| | | FG-FGA | FG-FGA | FT-FTA | FG-FGA | FG-FGA | FT-FTA | Off | Def | Tot | | | | | | | |
| 02 | Samara Spencer | g | 1-10 | 0-5 | 0-0 | 2 | 3 | 5 | 2 | 2 | 4 | 1 | 1 | 1 | 26 | | |
| 13 | Sasha Goforth | g | 7-15 | 1-4 | 2-4 | 5 | 6 | 11 | 2 | 17 | 1 | 2 | 1 | 0 | 37 | | |
| 23 | Amber Ramirez | g | 5-13 | 5-10 | 0-0 | 0 | 4 | 4 | 3 | 15 | 1 | 2 | 0 | 4 | 37 | | |
| 24 | Jersey Wolfenbarger | g | 0-3 | 0-0 | 0-0 | 1 | 1 | 2 | 1 | 0 | 0 | 1 | 2 | 0 | 20 | | |
| 43 | Makayla Daniels | g | 2-14 | 1-6 | 2-4 | 5 | 4 | 9 | 4 | 7 | 2 | 3 | 0 | 0 | 35 | | |
| 03 | Elaua Eaton | g | 2-6 | 2-6 | 0-0 | 0 | 1 | 1 | 2 | 6 | 0 | 0 | 0 | 0 | 14 | | |
| 11 | Rylee Langerman | g | 0-2 | 0-2 | 0-0 | 0 | 3 | 3 | 1 | 0 | 0 | 1 | 0 | 0 | 11 | | |
| 25 | Destinee Oberg | g | 0-0 | 0-0 | 0-0 | 0 | 0 | 0 | 1 | 0 | 1 | 0 | 0 | 0 | 5 | | |
| 55 | Emrie Ellis | g | 2-4 | 0-0 | 0-0 | 1 | 1 | 2 | 1 | 4 | 2 | 1 | 0 | 0 | 15 | | |
| Team | | | | | | 3 | 5 | 8 | | | | | | | | | |
| Totals | | | 19-67 | 9-33 | 4-8 | 17 | 28 | 45 | 17 | 51 | 11 | 12 | 4 | 5 | 200 | | |

1st- FG %: 4-15 20.0% 2nd: 6-19 31.6% 3rd: 5-14 35.7% 4th: 5-19 26.3% Game: 19-67 28.4% Deadball Rebounds 1
 3FG %: 1-7 14.3% 4-11 36.4% 2-10 20.0% 2-5 40.0% 9-33 27.3%
 FT %: 0-1 0.0% 2-2 100.0% 2-3 66.7% 0-2 0.0% 4-8 50.0%

Vanderbilt 54 • 10-5,1-0 SEC

| ## | Player | Total | | | 3-Ptr | | | Rebounds | | | PF | TP | A | TO | Blk | Stl | Min |
|----|-------------------|--------|--------|--------|--------|--------|--------|----------|-----|-----|----|----|---|----|-----|-----|-----|
| | | FG-FGA | FG-FGA | FT-FTA | FG-FGA | FG-FGA | FT-FTA | Off | Def | Tot | | | | | | | |
| 15 | Brinae Alexander | f | 6-17 | 1-3 | 3-5 | 2 | 1 | 3 | 0 | 16 | 0 | 0 | 1 | 2 | 36 | | |
| 50 | Kaylon Smith | g | 4-8 | 0-0 | 2-4 | 2 | 7 | 9 | 3 | 10 | 0 | 0 | 0 | 0 | 31 | | |
| 03 | Jordyn Cambridge | g | 1-6 | 0-2 | 3-4 | 1 | 7 | 8 | 2 | 5 | 4 | 0 | 1 | 0 | 30 | | |
| 12 | Demi Washington | g | 4-9 | 0-0 | 0-2 | 1 | 8 | 9 | 2 | 8 | 2 | 0 | 0 | 1 | 32 | | |
| 21 | Bella LaChance | g | 0-0 | 0-0 | 0-0 | 0 | 0 | 0 | 0 | 0 | 0 | 0 | 0 | 0 | 4 | | |
| 05 | Yaubryon Chambers | g | 0-0 | 0-0 | 0-0 | 0 | 0 | 0 | 0 | 0 | 0 | 0 | 0 | 0 | 1 | | |
| 13 | De'Mauri Flournoy | g | 0-2 | 0-2 | 0-0 | | | | | | | | | | | | |



Official Basketball Box Score -- Game Totals -- Final Statistics
South Carolina vs Arkansas
01/16/22 2:30 pm at Fayetteville, AR



South Carolina 61 • 17-1,5-1 SEC

| ## | Player | Total | | | 3-Ptr | | | Rebounds | | | PF | TP | A | TO | Blk | Stl | Min |
|-------------|--------------------|--------|--------|-----------|--------|-----------|--------|-----------|-------|-------------|-------|----------|---|----|-----|-----|-----|
| | | FG-FGA | FG-FGA | FT-FTA | FG-FGA | FG-FGA | FT-FTA | Off | Def | Tot | | | | | | | |
| 04 | Aliyah Boston | r | 6-13 | 0-2 | 7-7 | 5 | 8 | 13 | 2 | 19 | 1 | 3 | 0 | 1 | 32 | | |
| 05 | Victoria Saxton | r | 2-3 | 0-0 | 0-0 | 3 | 6 | 9 | 1 | 4 | 2 | 3 | 6 | 1 | 29 | | |
| 01 | Zia Cooke | g | 1-7 | 0-2 | 2-2 | 1 | 3 | 4 | 0 | 4 | 1 | 4 | 0 | 1 | 20 | | |
| 03 | Destanni Henderson | g | 7-17 | 4-7 | 1-2 | 0 | 1 | 1 | 3 | 19 | 3 | 4 | 1 | 1 | 38 | | |
| 12 | Brea Beal | g | 2-3 | 1-1 | 0-0 | 1 | 2 | 3 | 2 | 5 | 0 | 1 | 0 | 1 | 25 | | |
| 10 | Kamilla Cardoso | g | 0-1 | 0-0 | 0-0 | 0 | 1 | 1 | 0 | 0 | 0 | 2 | 0 | 0 | 6 | | |
| 11 | Destiny Littleton | g | 2-5 | 2-5 | 0-0 | 0 | 5 | 5 | 0 | 6 | 2 | 0 | 1 | 0 | 23 | | |
| 15 | Laeticia Amihere | g | 1-1 | 0-0 | 2-2 | 0 | 1 | 1 | 2 | 4 | 1 | 2 | 0 | 0 | 12 | | |
| 20 | Sanja Feagin | g | 0-0 | 0-0 | 0-0 | 0 | 0 | 0 | 0 | 0 | 0 | 0 | 0 | 1 | 1 | | |
| 24 | LeLe Grissett | g | 0-0 | 0-0 | 0-2 | 0 | 3 | 3 | 1 | 0 | 0 | 0 | 0 | 0 | 7 | | |
| 44 | Saniya Rivers | g | 0-1 | 0-1 | 0-0 | 0 | 1 | 1 | 1 | 0 | 0 | 0 | 0 | 0 | 7 | | |
| Team | | | | | | 1 3 4 | | | | | | | | | | | |
| Totals | | | 21-51 | 7-18 | 12-15 | 11 | 34 | 45 | 12 | 61 | 10 | 19 | 9 | 5 | 200 | | |
| 1st - FG %: | | 6-14 | 42.9% | 2nd: 6-16 | 37.5% | 3rd: 5-11 | 45.5% | 4th: 4-10 | 40.0% | Game: 21-51 | 41.2% | Deadball | | | | | |
| 3FG %: | | 3-7 | 42.9% | 1-6 | 16.7% | 3-4 | 75.0% | 0-1 | 0.0% | 7-18 | 38.9% | Rebounds | | | | | |
| FT %: | | 3-4 | 75.0% | 5-5 | 100.0% | 2-2 | 100.0% | 2-4 | 50.0% | 12-15 | 80.0% | 3,2 | | | | | |

Arkansas 52 • 11-6,1-3 SEC

| ## | Player | Total | | | 3-Ptr | | | Rebounds | | | PF | TP | A | TO | Blk | Stl | Min |
|-------------|---------------------|--------|--------|-----------|--------|-----------|--------|-----------|--------|-------------|-------|----------|---|----|-----|-----|-----|
| | | FG-FGA | FG-FGA | FT-FTA | FG-FGA | FG-FGA | FT-FTA | Off | Def | Tot | | | | | | | |
| 02 | Samara Spencer | g | 2-4 | 1-1 | 1-1 | 1 | 3 | 4 | 0 | 6 | 1 | 2 | 1 | 2 | 34 | | |
| 13 | Sasha Goforth | g | 4-15 | 0-4 | 0-0 | 1 | 2 | 3 | 3 | 8 | 2 | 2 | 0 | 1 | 25 | | |
| 23 | Amber Ramirez | g | 5-8 | 2-3 | 2-2 | 0 | 2 | 2 | 0 | 14 | 0 | 0 | 0 | 2 | 39 | | |
| 24 | Jersey Wolfenbarger | g | 1-11 | 1-9 | 0-0 | 0 | 0 | 0 | 4 | 3 | 2 | 3 | 2 | 1 | 26 | | |
| 43 | Makayla Daniels | g | 4-15 | 2-6 | 7-8 | 2 | 3 | 5 | 2 | 17 | 2 | 2 | 0 | 3 | 37 | | |
| 03 | Elaua Eaton | g | 0-2 | 0-2 | 0-0 | 0 | 0 | 0 | 1 | 0 | 0 | 0 | 0 | 0 | 2 | | |
| 11 | Rylee Langerman | g | 0-1 | 0-1 | 1-2 | 1 | 1 | 2 | 4 | 1 | 0 | 0 | 0 | 0 | 13 | | |
| 25 | Destinee Oberg | g | 0-0 | 0-0 | 0-0 | 0 | 0 | 0 | 0 | 0 | 0 | 0 | 0 | 0 | 1 | | |
| 55 | Emrie Ellis | g | 1-4 | 1-3 | 0-0 | 1 | 2 | 3 | 4 | 3 | 0 | 0 | 1 | 0 | 23 | | |
| Team | | | | | | 2 4 6 | | | | | | | | | | | |
| Totals | | | 17-60 | 7-29 | 11-13 | 8 | 17 | 25 | 18 | 52 | 7 | 10 | 4 | 9 | 200 | | |
| 1st - FG %: | | 4-14 | 28.6% | 2nd: 5-16 | 31.3% | 3rd: 4-18 | 22.2% | 4th: 4-12 | 33.3% | Game: 17-60 | 28.3% | Deadball | | | | | |
| 3FG %: | | 3-7 | 42.9% | 2-8 | 25.0% | 1-9 | 11.1% | 1-5 | 20.0% | 7-29 | 24.1% | Rebounds | | | | | |
| FT %: | | 2-2 | 100.0% | 2-3 | 66.7% | 1-2 | 50.0% | 6-6 | 100.0% | 11-13 | 84.6% | 1,2 | | | | | |

Officials: Natasha Samy, Roy Gulbeyan, Eric Brewton
 Technical fouls: South Carolina-None, Arkansas-None.
 Attendance: 4265
 2021-22 Women's Basketball. Round: 0. Arkansas vs South Carolina. Played at Bu

| Score by periods | 1st | 2nd | 3rd | 4th | Total |
|------------------|-----|-----|-----|-----|-------|
| South Carolina | 18 | 18 | 15 | 10 | 61 |
| Arkansas | 13 | 14 | 10 | 15 | 52 |



Official Basketball Box Score -- Game Totals -- Final Statistics
Mississippi St. vs Arkansas
01/23/22 3:00 pm at Fayetteville, AR



Mississippi St. 54 • 11-7,2-4 SEC

| ## | Player | Total | | | 3-Ptr | | | Rebounds | | | PF | TP | A | TO | Blk | Stl | Min |
|-------------|-------------------|--------|--------|-----------|--------|-----------|--------|-----------|-------|-------------|-------|----------|---|----|-----|-----|-----|
| | | FG-FGA | FG-FGA | FT-FTA | FG-FGA | FG-FGA | FT-FTA | Off | Def | Tot | | | | | | | |
| 05 | Rickey Jackson | r | 4-15 | 0-4 | 0-0 | 0 | 4 | 4 | 0 | 8 | 2 | 2 | 2 | 0 | 38 | | |
| 25 | Denae Carter | r | 0-0 | 0-0 | 2-2 | 4 | 4 | 8 | 5 | 2 | 1 | 0 | 3 | 0 | 25 | | |
| 00 | Anastasia Hayes | g | 7-14 | 1-4 | 2-4 | 0 | 3 | 3 | 1 | 17 | 1 | 3 | 0 | 2 | 34 | | |
| 01 | Myah Taylor | g | 1-7 | 1-5 | 0-2 | 0 | 3 | 3 | 3 | 3 | 3 | 4 | 0 | 0 | 36 | | |
| 02 | Jerika Jordan | g | 3-8 | 0-2 | 0-0 | 1 | 4 | 5 | 0 | 6 | 0 | 1 | 0 | 1 | 20 | | |
| 10 | Aislynn Hayes | g | 0-3 | 0-3 | 0-0 | 0 | 0 | 0 | 1 | 0 | 0 | 0 | 0 | 0 | 6 | | |
| 22 | Charlotte Kohl | g | 2-3 | 0-0 | 3-4 | 3 | 1 | 4 | 3 | 7 | 1 | 2 | 1 | 0 | 15 | | |
| 23 | Caterion Thompson | g | 4-7 | 3-4 | 0-0 | 2 | 2 | 4 | 0 | 11 | 0 | 1 | 0 | 1 | 24 | | |
| 24 | Ashley Jones | g | 0-1 | 0-0 | 0-0 | 0 | 1 | 1 | 0 | 0 | 0 | 0 | 0 | 0 | 2 | | |
| Team | | | | | | 1 1 2 | | | | | | | | | | | |
| Totals | | | 21-58 | 5-22 | 7-12 | 11 | 23 | 34 | 13 | 54 | 8 | 13 | 6 | 4 | 200 | | |
| 1st - FG %: | | 6-16 | 37.5% | 2nd: 5-14 | 35.7% | 3rd: 7-14 | 50.0% | 4th: 3-14 | 21.4% | Game: 21-58 | 36.2% | Deadball | | | | | |
| 3FG %: | | 1-3 | 33.3% | 3-8 | 37.5% | 1-4 | 25.0% | 0-7 | 0.0% | 5-22 | 22.7% | Rebounds | | | | | |
| FT %: | | 2-2 | 100.0% | 0-0 | 0.0% | 2-4 | 50.0% | 3-6 | 50.0% | 7-12 | 58.3% | 2,4 | | | | | |

Arkansas 74 • 13-6,3-3 SEC

| ## | Player | Total | | | 3-Ptr | | | Rebounds | | | PF | TP | A | TO | Blk | Stl | Min |
|-------------|---------------------|--------|--------|-----------|--------|------------|--------|-----------|-------|-------------|-------|----------|---|----|-----|-----|-----|
| | | FG-FGA | FG-FGA | FT-FTA | FG-FGA | FG-FGA | FT-FTA | Off | Def | Tot | | | | | | | |
| 02 | Samara Spencer | g | 6-12 | 5-8 | 2-4 | 0 | 5 | 5 | 2 | 19 | 3 | 1 | 0 | 2 | 35 | | |
| 13 | Sasha Goforth | g | 5-9 | 0-0 | 3-5 | 3 | 9 | 12 | 1 | 13 | 0 | 1 | 2 | 0 | 31 | | |
| 23 | Amber Ramirez | g | 6-15 | 3-9 | 2-2 | 0 | 4 | 4 | 0 | 17 | 2 | 1 | 0 | 2 | 38 | | |
| 24 | Jersey Wolfenbarger | g | 1-6 | 0-2 | 1-2 | 1 | 2 | 3 | 1 | 3 | 2 | 0 | 1 | 0 | 22 | | |
| 43 | Makayla Daniels | g | 6-13 | 1-7 | 2-2 | 2 | 3 | 5 | 3 | 15 | 3 | 1 | 0 | 2 | 33 | | |
| 03 | Elaua Eaton | g | 0-1 | 0-0 | 0-0 | 0 | 0 | 0 | 0 | 0 | 0 | 1 | 0 | 0 | 2 | | |
| 04 | Erynn Barnum | g | 0-3 | 0-0 | 3-4 | 0 | 1 | 1 | 2 | 3 | 0 | 2 | 0 | 0 | 15 | | |
| 11 | Rylee Langerman | g | 2-5 | 0-1 | 0-0 | 3 | 3 | 6 | 3 | 4 | 0 | 1 | 0 | 2 | 20 | | |
| 15 | Ashlyn Sage | g | 0-0 | 0-0 | 0-0 | 0 | 0 | 0 | 0 | 0 | 0 | 0 | 0 | 0 | 0+ | | |
| 22 | Avery Hughes | g | 0-0 | 0-0 | 0-0 | 0 | 0 | 0 | 0 | 0 | 0 | 0 | 0 | 0 | 0+ | | |
| 25 | Destinee Oberg | g | 0-0 | 0-0 | 0-0 | 0 | 0 | 0 | 0 | 0 | 0 | 0 | 0 | 0 | 2 | | |
| 55 | Emrie Ellis | g | 0-0 | 0-0 | 0-0 | 0 | 1 | 1 | 0 | 0 | 0 | 0 | 0 | 0 | 2 | | |
| Team | | | | | | 6 1 7 | | | | | | | | | | | |
| Totals | | | 26-64 | 9-27 | 13-19 | 15 | 29 | 44 | 12 | 74 | 10 | 8 | 3 | 8 | 200 | | |
| 1st - FG %: | | 6-15 | 40.0% | 2nd: 5-19 | 26.3% | 3rd: 11-18 | 61.1% | 4th: 4-12 | 33.3% | Game: 26-64 | 40.6% | Deadball | | | | | |
| 3FG %: | | 1-7 | 14.3% | 2-10 | 20.0% | 4-6 | 66.7% | 2-4 | 50.0% | 9-27 | 33.3% | Rebounds | | | | | |
| FT %: | | 3-6 | 50.0% | 0-0 | 0.0% | 6-7 | 85.7% | 4-6 | 66.7% | 13-19 | 68.4% | 2 | | | | | |

Officials: Karleena Tobin, Bryan Enterline, Dee Kantner
 Technical fouls: Mississippi St.-None, Arkansas-None.
 Attendance: 4177
 2021-22 Women's Basketball. Round: 0. Arkansas vs Mississippi St.. Played at Bu

| Score by periods | 1st | 2nd | 3rd | 4th | Total |
|------------------|-----|-----|-----|-----|-------|
| Mississippi St. | 15 | 13 | 17 | 9 | 54 |
| Arkansas | 16 | 12 | 32 | 14 | 74 |



Official Basketball Box Score -- Game Totals -- Final Statistics
Arkansas vs Alabama
01/20/22 8:00 pm at Tuscaloosa, AL



Arkansas 99 • 12-6,2-3 SEC

| ## | Player | Total | | | 3-Ptr | | | Rebounds | | | PF | TP | A | TO | Blk | Stl | Min |
|--------|---------------------|--------|--------|--------|--------|--------|--------|----------|-----|-----|----|----|---|----|-----|-----|-----|
| | | FG-FGA | FG-FGA | FT-FTA | FG-FGA | FG-FGA | FT-FTA | Off | Def | Tot | | | | | | | |
| 02 | Samara Spencer | g | 7-13 | 4-8 | 0-0 | 0 | 3 | 3 | 0 | 18 | 5 | 0 | 1 | 2 | 33 | | |
| 13 | Sasha Goforth | g | 4-7 | 0-2 | 3-3 | 2 | 1 | 3 | 1 | 11 | 2 | 1 | 2 | 3 | 21 | | |
| 23 | Amber Ramirez | g | 7-9 | 5-6 | 0-0 | 0 | 9 | 9 | 0 | 19 | 7 | 2 | 0 | 1 | 35 | | |
| 24 | Jersey Wolfenbarger | g | 5-7 | 1-1 | 1-2 | 1 | 0 | 1 | 2 | 12 | 0 | 1 | 1 | 1 | 17 | | |
| 43 | Makayla Daniels | g | 6-11 | 2-4 | 4-6 | 3 | 2 | 5 | 3 | 18 | 5 | 3 | 0 | 2 | 34 | | |
| 03 | Elaua Eaton | g | 2-2 | 2-2 | 0-0 | 0 | 1 | 1 | 1 | 6 | 0 | 4 | 0 | 0 | 8 | | |
| 04 | Erynn Barnum | g | 4-6 | 0-0 | 0-2 | 0 | 4 | 4 | 0 | 8 | 1 | 1 | 0 | 1 | 9 | | |
| 11 | Rylee Langerman | g | 1-3 | 1-3 | 0-0 | 0 | 2 | 2 | 3 | 3 | 1 | 0 | 0 | 1 | 18 | | |
| 15 | Ashlyn Sage | g | 0-2 | 0-2 | 0-0 | 0 | 0 | 0 | 0 | 0 | 0 | 0 | 0 | 0 | 5 | | |
| 22 | Avery Hughes | g | 0-0 | 0-0 | 0-0 | 0 | 0 | 0 | 0 | 0 | 0 | 0 | 0 | 0 | 3 | | |
| 25 | Destinee Oberg | g | 0-0 | 0-0 | 0-0 | 0 | 1 | 1 | 0 | 0 | 3 | 0 | 0 | 0 | 4 | | |
| 55 | Emrie Ellis | g | 2-4 | 0-1 | 0-0 | 1 | 2 | 3 | 0 | 4 | 0 | 1 | 0 | 1 | 13 | | |
| Team | | | | | | 0 5 5 | | | | | | | | | | | |
| Totals | | | 38-64 | 15-29 | 8-13 | 7 | 30 | 37 | 10 | 99 | 24 | | | | | | |



Official Basketball Box Score -- Game Totals -- Final Statistics
Arkansas vs Tennessee
 01/31/22 7:00 pm at Knoxville, TN



Arkansas 83 • 14-7,4-4 SEC

| ## | Player | g | Total | | | 3-Ptr | | | Rebounds | | | PF | TP | A | TO | Blk | Stl | Min |
|-------------|---------------------|---|--------|--------|-----------|--------|-----------|--------|-----------|-------|-------------|----|-------|----------|-----|-----|-----|-----|
| | | | FG-FGA | FG-FGA | FT-FTA | FG-FGA | FG-FGA | FT-FTA | Off | Def | Tot | | | | | | | |
| 02 | Samara Spencer | g | 7-21 | 1-8 | 2-5 | 1 | 3 | 4 | 1 | 17 | 4 | 4 | 0 | 0 | 0 | 43 | | |
| 13 | Sasha Goforth | g | 3-4 | 0-0 | 4-5 | 1 | 2 | 3 | 4 | 10 | 1 | 0 | 1 | 1 | 30 | | | |
| 23 | Amber Ramirez | g | 9-17 | 5-9 | 6-7 | 0 | 8 | 8 | 3 | 29 | 2 | 1 | 0 | 2 | 44 | | | |
| 24 | Jersey Wolfenbarger | g | 5-13 | 3-11 | 0-2 | 0 | 2 | 2 | 4 | 13 | 2 | 1 | 1 | 1 | 25 | | | |
| 43 | Makayla Daniels | g | 2-7 | 1-4 | 0-0 | 1 | 0 | 1 | 0 | 5 | 2 | 1 | 0 | 1 | 14 | | | |
| 03 | Elaua Eaton | g | 1-4 | 1-4 | 0-0 | 0 | 3 | 3 | 1 | 3 | 0 | 1 | 0 | 0 | 15 | | | |
| 04 | Erynn Barnum | g | 2-8 | 1-2 | 0-0 | 1 | 4 | 5 | 4 | 5 | 0 | 0 | 0 | 1 | 20 | | | |
| 11 | Rylee Langerman | g | 0-2 | 0-2 | 1-2 | 2 | 4 | 6 | 3 | 1 | 1 | 2 | 1 | 2 | 33 | | | |
| 55 | Emrie Ellis | g | 0-0 | 0-0 | 0-0 | 0 | 0 | 0 | 0 | 0 | 0 | 0 | 0 | 0 | 1 | | | |
| Team | | | | | | 5 | 3 | 8 | | | | | | | | | | |
| Totals | | | 29-76 | 12-40 | 13-21 | 11 | 29 | 40 | 20 | 83 | 12 | 10 | 3 | 8 | 225 | | | |
| 1st - FG %: | | | 8-20 | 40.0% | 2nd: 8-18 | 44.4% | 3rd: 6-16 | 37.5% | 4th: 4-15 | 26.7% | Game: 29-76 | | 38.2% | Deadball | | | | |
| 3FG %: | | | 4-11 | 36.4% | 3-9 | 33.3% | 2-11 | 18.2% | 2-6 | 33.3% | 12-40 | | 30.0% | Rebounds | | | | |
| FT %: | | | 1-1 | 100.0% | 1-3 | 33.3% | 3-4 | 75.0% | 7-9 | 77.8% | 13-21 | | 61.9% | 5 | | | | |

Tennessee 86 • 19-2,8-1 SEC

| ## | Player | g | Total | | | 3-Ptr | | | Rebounds | | | PF | TP | A | TO | Blk | Stl | Min |
|-------------|-----------------|---|--------|--------|-----------|--------|-----------|--------|-----------|-------|-------------|----|-------|----------|-----|-----|-----|-----|
| | | | FG-FGA | FG-FGA | FT-FTA | FG-FGA | FG-FGA | FT-FTA | Off | Def | Tot | | | | | | | |
| 02 | Alexus Dye | f | 2-7 | 0-0 | 0-0 | 1 | 1 | 2 | 2 | 4 | 0 | 2 | 0 | 1 | 14 | | | |
| 12 | Rae Burrell | f | 7-19 | 3-6 | 4-5 | 3 | 5 | 8 | 3 | 21 | 0 | 3 | 0 | 1 | 39 | | | |
| 20 | Tamari Key | c | 3-8 | 0-0 | 8-9 | 4 | 5 | 9 | 4 | 14 | 1 | 2 | 4 | 0 | 38 | | | |
| 04 | Jordan Walker | g | 3-7 | 1-4 | 1-2 | 2 | 6 | 8 | 3 | 8 | 6 | 2 | 0 | 1 | 27 | | | |
| 25 | Jordan Horston | g | 11-27 | 0-6 | 2-4 | 3 | 8 | 11 | 2 | 24 | 6 | 4 | 1 | 1 | 40 | | | |
| 00 | Brooklynn Miles | g | 1-4 | 0-1 | 0-0 | 2 | 2 | 4 | 0 | 2 | 2 | 0 | 0 | 0 | 12 | | | |
| 01 | Sara Puckett | g | 4-8 | 2-4 | 0-0 | 1 | 9 | 10 | 4 | 10 | 2 | 1 | 2 | 0 | 34 | | | |
| 21 | Tess Darby | g | 1-2 | 1-2 | 0-0 | 2 | 2 | 4 | 3 | 3 | 2 | 2 | 0 | 0 | 21 | | | |
| Team | | | | | | 3 | 1 | 4 | | | | | | | | | | |
| Totals | | | 32-82 | 7-23 | 15-20 | 21 | 39 | 60 | 21 | 86 | 19 | 16 | 7 | 4 | 225 | | | |
| 1st - FG %: | | | 7-19 | 36.8% | 2nd: 6-19 | 31.6% | 3rd: 8-18 | 44.4% | 4th: 7-17 | 41.2% | Game: 32-82 | | 39.0% | Deadball | | | | |
| 3FG %: | | | 2-7 | 28.6% | 1-4 | 25.0% | 1-4 | 25.0% | 2-5 | 40.0% | 7-23 | | 30.4% | Rebounds | | | | |
| FT %: | | | 3-4 | 75.0% | 0-0 | 0.0% | 4-6 | 66.7% | 6-7 | 85.7% | 15-20 | | 75.0% | 5 | | | | |

Officials: Brian Garland, Karen Preato, Felicia Grinter
 Technical fouls: Arkansas-None. Tennessee-None.
 Attendance: 7071
 2021-22 Women's Basketball. Round: 0. Arkansas vs Tennessee. Played at Thompson

| Score by periods | 1st | 2nd | 3rd | 4th | OT | Total |
|------------------|-----|-----|-----|-----|----|-------|
| Arkansas | 21 | 20 | 17 | 17 | 8 | 83 |
| Tennessee | 19 | 13 | 21 | 22 | 11 | 86 |



Official Basketball Box Score -- Game Totals -- Final Statistics
Arkansas vs Texas A&M
 02/03/22 8:00 pm at Bryan-College Station, TX



Arkansas 64 • 14-8,4-5 SEC

| ## | Player | g | Total | | | 3-Ptr | | | Rebounds | | | PF | TP | A | TO | Blk | Stl | Min |
|-------------|---------------------|---|--------|--------|-----------|--------|-----------|--------|-----------|-------|-------------|----|-------|----------|-----|-----|-----|-----|
| | | | FG-FGA | FG-FGA | FT-FTA | FG-FGA | FG-FGA | FT-FTA | Off | Def | Tot | | | | | | | |
| 02 | Samara Spencer | g | 8-15 | 2-5 | 2-6 | 0 | 7 | 7 | 1 | 20 | 3 | 4 | 1 | 1 | 40 | | | |
| 11 | Rylee Langerman | g | 2-6 | 0-2 | 0-2 | 4 | 7 | 11 | 3 | 4 | 2 | 0 | 1 | 0 | 29 | | | |
| 13 | Sasha Goforth | g | 1-6 | 0-2 | 0-0 | 0 | 3 | 3 | 5 | 2 | 3 | 1 | 0 | 0 | 27 | | | |
| 23 | Amber Ramirez | g | 5-16 | 2-6 | 5-6 | 0 | 2 | 2 | 1 | 17 | 2 | 1 | 1 | 0 | 40 | | | |
| 24 | Jersey Wolfenbarger | g | 5-11 | 0-2 | 2-3 | 3 | 7 | 10 | 2 | 12 | 1 | 0 | 2 | 0 | 28 | | | |
| 03 | Elaua Eaton | g | 0-3 | 0-3 | 1-2 | 0 | 3 | 3 | 1 | 1 | 0 | 0 | 0 | 0 | 16 | | | |
| 04 | Erynn Barnum | g | 2-6 | 0-2 | 4-6 | 0 | 5 | 5 | 1 | 8 | 0 | 0 | 1 | 1 | 14 | | | |
| 55 | Emrie Ellis | g | 0-1 | 0-1 | 0-0 | 2 | 1 | 3 | 2 | 0 | 1 | 2 | 1 | 0 | 6 | | | |
| Team | | | | | | 1 | 1 | 2 | | | | | | | | | | |
| Totals | | | 23-64 | 4-23 | 14-25 | 10 | 36 | 46 | 16 | 64 | 11 | 10 | 8 | 2 | 200 | | | |
| 1st - FG %: | | | 6-16 | 37.5% | 2nd: 6-16 | 37.5% | 3rd: 6-13 | 46.2% | 4th: 5-19 | 26.3% | Game: 23-64 | | 35.9% | Deadball | | | | |
| 3FG %: | | | 0-2 | 0.0% | 2-11 | 18.2% | 1-6 | 16.7% | 1-4 | 25.0% | 4-23 | | 17.4% | Rebounds | | | | |
| FT %: | | | 2-3 | 66.7% | 5-9 | 55.6% | 5-10 | 50.0% | 5-7 | 71.4% | 14-25 | | 56.0% | 3 | | | | |

Texas A&M 77 • 12-9,2-7 SEC

| ## | Player | g | Total | | | 3-Ptr | | | Rebounds | | | PF | TP | A | TO | Blk | Stl | Min |
|-------------|-----------------|---|--------|--------|-----------|--------|------------|--------|-----------|-------|-------------|----|-------|----------|-----|-----|-----|-----|
| | | | FG-FGA | FG-FGA | FT-FTA | FG-FGA | FG-FGA | FT-FTA | Off | Def | Tot | | | | | | | |
| 32 | Aaliyah Patty | f | 2-9 | 0-0 | 4-4 | 7 | 12 | 19 | 4 | 8 | 1 | 0 | 0 | 2 | 28 | | | |
| 02 | Qadashah Hoppie | g | 3-8 | 1-2 | 2-3 | 0 | 6 | 6 | 2 | 9 | 2 | 2 | 0 | 1 | 32 | | | |
| 03 | Destiny Pitts | g | 4-14 | 1-2 | 2-2 | 2 | 10 | 12 | 2 | 11 | 2 | 1 | 1 | 2 | 37 | | | |
| 05 | Jordan Nixon | g | 2-13 | 1-6 | 3-3 | 0 | 4 | 4 | 4 | 8 | 4 | 2 | 0 | 0 | 29 | | | |
| 11 | Kayla Wells | g | 10-23 | 4-9 | 6-8 | 2 | 2 | 4 | 1 | 30 | 3 | 2 | 0 | 1 | 38 | | | |
| 13 | Jada Malone | g | 0-0 | 0-0 | 0-0 | 0 | 0 | 0 | 0 | 0 | 0 | 0 | 0 | 0 | 0+ | | | |
| 14 | Maliyah Johnson | g | 0-0 | 0-0 | 0-0 | 0 | 0 | 0 | 0 | 0 | 0 | 0 | 0 | 0 | 1 | | | |
| 22 | Kenyal Perry | g | 0-0 | 0-0 | 0-0 | 0 | 0 | 0 | 0 | 0 | 0 | 0 | 1 | 0 | 0+ | | | |
| 23 | McKinzie Green | g | 3-4 | 0-0 | 0-0 | 1 | 1 | 2 | 1 | 6 | 0 | 0 | 0 | 0 | 17 | | | |
| 24 | Sahara Jones | g | 0-1 | 0-0 | 0-0 | 1 | 1 | 2 | 0 | 0 | 0 | 0 | 0 | 0 | 7 | | | |
| 44 | Sydney Roby | g | 2-5 | 0-0 | 1-3 | 5 | 1 | 6 | 2 | 5 | 0 | 0 | 0 | 0 | 11 | | | |
| Team | | | | | | 2 | 2 | 4 | | | | | | | | | | |
| Totals | | | 26-77 | 7-19 | 18-23 | 19 | 39 | 58 | 19 | 77 | 12 | 7 | 2 | 6 | 200 | | | |
| 1st - FG %: | | | 9-22 | 40.9% | 2nd: 6-17 | 35.3% | 3rd: 10-24 | 41.7% | 4th: 1-14 | 7.1% | Game: 26-77 | | 33.8% | Deadball | | | | |
| 3FG %: | | | 3-7 | 42.9% | 2-4 | 50.0% | 1-3 | 33.3% | 1-5 | 20.0% | 7-19 | | 36.8% | Rebounds | | | | |
| FT %: | | | 2-4 | 50.0% | 2-3 | 66.7% | 4-5 | 80.0% | 10-11 | 90.9% | 18-23 | | 78.3% | 1 | | | | |

Officials: Felicia Grinter, Katie Lukanich, Michael McConnell
 Technical fouls: Arkansas-None. Texas A&M-None.
 Attendance: 3092
 2021-22 Women's Basketball. Round: 0. Arkansas vs Texas A&M. Played at Reed Ar

| Score by periods | 1st | 2nd | 3rd | 4th | Total |
|------------------|-----|-----|-----|-----|-------|
| Arkansas | 14 | 16 | 18 | 16 | 64 |
| Texas A&M | 23 | 16 | 25 | 13 | 77 |



Official Basketball Box Score -- Game Totals -- Final Statistics
Auburn vs Arkansas
 02/10/22 7:00 pm at Fayetteville, AR



Auburn 66 • 9-13,1-10 SEC

| ## | Player | g | Total | | | 3-Ptr | | | Rebounds | | | PF | TP | A | TO | Blk | Stl | Min |
|-------------|----------------------|---|--------|--------|-----------|--------|-----------|--------|-----------|-------|-------------|----|-------|----------|-----|-----|-----|-----|
| | | | FG-FGA | FG-FGA | FT-FTA | FG-FGA | FG-FGA | FT-FTA | Off | Def | Tot | | | | | | | |
| 14 | Jala Jordan | f | 4-7 | 3-5 | 2-2 | 0 | 6 | 6 | 3 | 13 | 0 | 1 | 1 | 1 | 20 | | | |
| 02 | Sania Wells | g | 2-4 | 0-1 | 2-2 | 0 | 2 | 2 | 4 | 6 | 3 | 1 | 1 | 0 | 14 | | | |
| 03 | Annie Hughes | g | 1-5 | 1-4 | 0-0 | 0 | 0 | 0 | 1 | 3 | 1 | 0 | 0 | 1 | 19 | | | |
| 05 | Aicha Coulibaly | g | 4-16 | 0-3 | 4-5 | 1 | 4 | 5 | 1 | 12 | 4 | 4 | 1 | 2 | 37 | | | |
| 23 | Honesty Scott-Grayso | g | 10-16 | 1-3 | 2-4 | 2 | 6 | 8 | 0 | 23 | 3 | 2 | 0 | 1 | 37 | | | |
| 00 | Amoura Graves | g | 1-4 | 0-0 | 2-2 | 4 | 1 | 5 | 3 | 4 | 1 | 0 | 0 | 0 | 29 | | | |
| 01 | Xaria Wiggins | g | 0-1 | 0-0 | 0-0 | 0 | 0 | 0 | 0 | 0 | 0 | 0 | 0 | 0 | 5 | | | |
| 12 | Mar'shaun Bostic | g | 1-2 | 0-0 | 1-1 | 0 | 2 | 2 | 1 | 3 | 2 | 3 | 0 | 2 | 24 | | | |
| 51 | Precious Johnson | g | 1-3 | 0-0 | 0-0 | 2 | 4 | 6 | 3 | 2 | 0 | 2 | 2 | 1 | 15 | | | |
| Team | | | | | | 4 | 0 | 4 | | | | | | | | | | |
| Totals | | | 24-58 | 5-16 | 13-16 | 13 | 25 | 38 | 16 | 66 | 14 | 16 | 5 | 8 | 200 | | | |
| 1st - FG %: | | | 8-17 | 47.1% | 2nd: 5-18 | 27.8% | 3rd: 8-13 | 61.5% | 4th: 3-10 | 30.0% | Game: 24-58 | | 41.4% | Deadball | | | | |
| 3FG %: | | | 1-5 | 20.0% | 3-7 | 42.9% | 1-2 | 50.0% | 0-2 | 0.0% | 5-16 | | 31.3% | Rebounds | | | | |
| FT %: | | | 2-3 | 66.7% | 4-5 | 80.0% | 2-2 | 100.0% | 5-6 | 83.3% | 13-16 | | 81.3% | 1,2 | | | | |

Arkansas 68 • 15-8,5-5 SEC

| ## | Player | g | Total | | | 3-Ptr | | | Rebounds | | | PF | TP | A | TO | Blk | Stl | Min |
|----|--------------|---|--------|--------|--------|--------|--------|--------|----------|-----|-----|----|----|---|----|-----|-----|-----|
| | | | FG-FGA | FG-FGA | FT-FTA | FG-FGA | FG-FGA | FT-FTA | Off | Def | Tot | | | | | | | |
| 04 | Erynn Barnum | f | 1-6 | 0-0 | 2-4 | 3 | 6 | 9 | 2 | 4 | 1 | 3 | 0 | | | | | |