

ARKANSAS RAZORBACKS

MBB SID: Mike Cawood
EMAIL: tmcaewood@uark.edu
CELL: 479-236-2090

GAME 23: MISSISSIPPI STATE BULLDOGS VS ARKANSAS RAZORBACKS

FEB. 5, 2022 • SATURDAY • 7:30 PM (CT) • FAYETTEVILLE, ARK. • BUD WALTON ARENA (19,200)/NOLAN RICHARDSON COURT

| 2021-22 SCHEDULE / RESULTS | | | | | |
|---|-----------|----------------------------|---------------------------|-------------|----------------------|
| Date | Day | ARK RANK AP/COACH | OPPONENT Rank AP/Coach | Television | Time (CT)/ Result |
| Nov. 9 | Tues | #16/15 | MERCER | SECN+ | W 74 61 |
| Fayetteville, Ark. // Bud Walton Arena • Nolan Richardson Court | | | | | |
| Nov. 13 | Sat | #16/15 | GARDNER-WEBB | SECN+ | W 86 69 |
| Fayetteville, Ark. // Bud Walton Arena • Nolan Richardson Court | | | | | |
| Nov. 17 | Wed | #16/15 | NORTHERN IOWA | SECN+ | W 93 80 |
| Fayetteville, Ark. // Bud Walton Arena • Nolan Richardson Court | | | | | |
| Nov. 22 | Mon | #13/12 | vs. Kansas State | ESPNEWS | W 72 64 |
| Kansas City, Mo. // T-Mobile Center // Hall of Fame Classic | | | | | |
| Nov. 23 | Tues | #13/12 | vs. Cincinnati | ESPN2 | W 73 67 |
| Kansas City, Mo. // T-Mobile Center // Hall of Fame Classic | | | | | |
| Nov. 28 | Sun | #13/12 | Penn | SEC Network | W 76 60 |
| Fayetteville, Ark. // Bud Walton Arena • Nolan Richardson Court | | | | | |
| Dec. 1 | Wed | #10/9 | CENTRAL ARKANSAS | SECN+ | W 97 60 |
| Fayetteville, Ark. // Bud Walton Arena • Nolan Richardson Court | | | | | |
| Dec. 4 | Sat | #10/9 | LITTLE ROCK | SEC Network | W 93 78 |
| Fayetteville, Ark. // Bud Walton Arena • Nolan Richardson Court | | | | | |
| Dec. 7 | Tues | #12/10 | CHARLOTTE | SEC Network | W 86 66 |
| Fayetteville, Ark. // Bud Walton Arena • Nolan Richardson Court | | | | | |
| Dec. 11 | Sat | #12/10 | vs. Oklahoma | ESPN2 | L 66 88 |
| Tulsa, Okla. // BOK Center | | | | | |
| Dec. 18 | Sat | #12/19 | vs. HOFSTRA | -- | L 81 89 |
| North Little Rock, Ark. // Simmons Bank Arena | | | | | |
| Dec. 21 | Tues | RV/RV | ELON | SEC Network | W 81 55 |
| Fayetteville, Ark. // Bud Walton Arena • Nolan Richardson Court | | | | | |
| Dec. 29 | Wed | --/RV | at Mississippi State * | SEC Network | L 68 81 |
| Starkville, Miss. // Humphrey Coliseum | | | | | |
| Jan. 4 | Tues | --/RV | VANDERBILT * | SEC Network | L 74 75 |
| Fayetteville, Ark. // Bud Walton Arena • Nolan Richardson Court | | | | | |
| Jan. 8 | Sat | --/RV | at Texas A&M * | SEC Network | L 81 86 |
| Bryan-College Station, Texas // Reed Arena | | | | | |
| Jan. 12 | Wed | --/-- | MISSOURI * | SEC Network | W 87 43 |
| Fayetteville, Ark. // Bud Walton Arena • Nolan Richardson Court | | | | | |
| Jan. 15 | Sat | --/-- | at #12/12 LSU * | ESPN2 | W 65 58 |
| Baton Rouge, La. // Pete Maravich Assembly Center | | | | | |
| Jan. 18 | Tues | --/-- | SOUTH CAROLINA * | SEC Network | W 75 59 |
| Fayetteville, Ark. // Bud Walton Arena • Nolan Richardson Court | | | | | |
| Jan. 22 | Sat | RV/RV | TEXAS A&M * | SEC Network | W OT 76 73 |
| Fayetteville, Ark. // Bud Walton Arena • Nolan Richardson Court | | | | | |
| Jan. 26 | Wed | --/-- | at Ole Miss * | SEC Network | W 64 55 |
| Oxford, Miss. // Sandy and John Black Pavilion at Ole Miss | | | | | |
| Jan. 29 | Sat | --/-- | WEST VIRGINIA % | ESPN2 | W 77 68 |
| Fayetteville, Ark. // Bud Walton Arena • Nolan Richardson Court | | | | | |
| Feb. 2 | Wed | RV/RV | at Georgia * | ESPNU | W 99 73 |
| Athens, Ga. // Stegeman Coliseum | | | | | |
| Feb. 5 | Sat | --/-- | MISSISSIPPI STATE * | SEC Network | 7:30 pm |
| Fayetteville, Ark. // Bud Walton Arena • Nolan Richardson Court | | | | | |
| Feb. 8 | Tues | --/-- | AUBURN * | ESPN2 | 6:00 pm |
| Fayetteville, Ark. // Bud Walton Arena • Nolan Richardson Court | | | | | |
| Feb. 12 | Sat | --/-- | at Alabama * | SEC Network | 11:00 am |
| Tuscaloosa, Ala. // Coleman Coliseum | | | | | |
| Feb. 15 | Tues | --/-- | at Missouri * | SEC Network | 8:00 pm |
| Columbia, Mo. // Mizzou Arena | | | | | |
| Feb. 19 | Sat | --/-- | TENNESSEE * | ESPN/2 | 1 or 3 pm |
| Fayetteville, Ark. // Bud Walton Arena • Nolan Richardson Court | | | | | |
| Feb. 22 | Tues | --/-- | at Florida * | ESPN/2 | 6:00 pm |
| Gainesville, Fla. // Exactech Arena at Stephen C. O'Connell Center | | | | | |
| Feb. 26 | Sat | --/-- | KENTUCKY * | CBS | 1:00 pm |
| Fayetteville, Ark. // Bud Walton Arena • Nolan Richardson Court | | | | | |
| Mar. 2 | Wed | --/-- | LSU * | ESPN2/U | 8:00 pm |
| Fayetteville, Ark. // Bud Walton Arena • Nolan Richardson Court | | | | | |
| Mar. 5 | Sat | --/-- | at Tennessee * | ESPN/2 | 11 am or 1 pm |
| Knoxville, Tenn. // Thompson-Boling Arena | | | | | |
| Mar. 9-13 | Wed-Sun | SEC Tournament ^ | | | |
| Tampa, Fla. // Amalie Arena | | | | | |
| Mar. 17-20 | Thurs-Sun | NCAA 1st and 2nd Rounds \$ | | | |
| Portland • Buffalo • Indianapolis • Fort Worth • Milwaukee • Greenville (S.C.) • Pittsburgh • San Diego | | | | | |
| Mar. 24-27 | Thurs-Sun | NCAA Regional Rounds \$ | | | |
| San Francisco • San Antonio • Philadelphia • Chicago | | | | | |
| Apr. 2-4 | Sat-Mon | NCAA Final Four \$ | | | |
| New Orleans, La. (Mercedes-Benz Superdome) | | | | | |

* - Southeastern Conference game
^ - SEC Tournament

% - SEC/Big 12 Challenge
\$ = NCAA Championship

| | | | | | | | | |
|--------------------|---------------------------|---------------|-----------------|-------------------|------------------|----------------|--------------------|---------------------|
| 1994 NCAA CHAMPION | 3 NAISMITH HALL OF FAMERS | 6 FINAL FOURS | 10 ELITE EIGHTS | 11 SWEET SIXTEENS | 33 ALL AMERICANS | 35 NCAA BERTHS | 40 NBA DRAFT PICKS | 1995 NCAA RUNNER-UP |
|--------------------|---------------------------|---------------|-----------------|-------------------|------------------|----------------|--------------------|---------------------|

@RazorbackMBB @EricMusselman || @RazorbackMBBRec @ericpmusselman @RazorbackMBB www.ArkansasRazorbacks.com

RV/RV ARKANSAS RAZORBACKS

Eric Musselman (San Diego '87)
at UA: 62-24 (3rd) Collegiate: 172-58 (6th)

MISSISSIPPI STATE BULLDOGS

Ben Howland (Weber State '79)
at MSU: 130-89 (7th) Career: 531-295 (26th)

— GAME COVERAGE —

TELEVISION: SEC NETWORK
Kevin Fitzgerald (PxP) || Dane Bradshaw (Analyst)

RADIO: LEARFIELD RAZORBACK SPORTS NETWORK
Chuck Barrett (PxP) || Matt Zimmerman (Analyst)

SATELLITE RADIO:
Sirius: -- || XM: 383 || Online Channel: 973

ONLINE:
LIVE STATS: www.ArkansasStateBroadcast.com
STREAMING VIDEO: www.WatchESPN.com

Versus Mississippi State

- This will be the 67th all-time meeting between Arkansas and Mississippi State. The Razorbacks own a 34-32 advantage in the series. Since Arkansas joined the SEC for the 1991-92 season, Arkansas holds a 29-28 advantage.
- The series is dominated by the home team with Arkansas owning a 22-8 advantage in games played in Fayetteville and the Bulldogs owning a 23-7 advantage in games played in Starkville.
- LAST TIME — MISS ST: 81 - ARK: 68 (Dec. 29, 2021 @ Starkville)**
- Mississippi State sank 22-of-28 free throws, compared to 10-of-14 at the line by Arkansas, to secure a 13-point, 81-68 victory in the team's SEC opener. JD Notae did not play due to COVID safety protocols.
- The Bulldogs led by two, 33-31, at halftime and the game stayed tight until midway through the second half. Iverson Molinar sank a jumper with 11:48 left to put Mississippi State up 10 (57-47). The Bulldogs maintained a double-digit lead the rest of the way.
- Tolu Smith led the Bulldogs with 18 points, making 8-of-10 at the free throw line. Molinar added 16, Shakeel Moore scored 15 and D.J. Jefferies had 10. Garrison Brooks had 10 boards to the Bulldogs.
- Stanley Umude led the way for Arkansas with 19 points. Davonte Davis, who battled foul trouble, contributed 15 points with five rebounds, four assists and two steals in 26:03 minutes played.

Notae Is More than Just A Scorer

- Last time out, JD Notae "only" scored 23 points at Georgia and fell to 2nd in the SEC in overall scoring (18.95 ppg - trailing Scotty Pippen Jr. by seven points at 19.29 ppg) and SEC only scoring (20.88 ppg - trailing Pippen at 20.89 ppg).
- Notae added nine rebounds, six assists and three steals at Georgia.
- JD Notae is the first Hog to get 23+ points, 9+ rebounds and 6+ assists in AN SEC GAME since Courtney Fortson in an OT win versus Auburn on 2/6/2010 (24-10-7) (HogStats).**
- Jon Rothstein said: "Arkansas' JD Notae has quietly been as consistent as any guard in the SEC this season."
- Notae getting it done on both ends of the floor. He is the **only player in the SEC to rank among the SEC top 15 in scoring (2nd), assists (12th), steals (1st) and defensive rebounds (14th).**

If There is a J-Will; There is a Way

- Jaylin Williams is playing phenomenal basketball since SEC play began and even better during the Hogs' seven-game win streak.
- Over the last 10 games (including 9 SEC games), Williams has:**
 - ^ Led the team in rebounding 9x with six double-digit efforts.
 - ^ Led the team in steals 4x including a career-high 6 versus Texas A&M
 - ^ Averaging 12.6 ppg and 10.2 rpg with 24 assists, 17 blocked shots and a team-best 20 steals while leading the team in free throws (36-of-46 for an impressive 78.3%).

| SERIES INFO: | | | ALL | SEC |
|-------------------------------|-------|-------|-----|-----|
| OVERALL ... (ARK-OPP) | 34-32 | 29-18 | | |
| Home:..... (ARK-OPP) | 22-8 | 21-7 | | |
| Away:..... (ARK-OPP) | 7-23 | 6-22 | | |
| Neutral:..... (ARK-OPP) | 5-1 | 2-0 | | |

| MOST RECENT MEETINGS: | | | | |
|-----------------------|------|-------|-------|---|
| 02/07/15 | W | 61-41 | | H |
| 02/21/15 | 18/- | W | 65-61 | A |
| 01/09/16 | W | 82-68 | | H |
| 02/09/16 | L | 78-46 | | A |
| 01/10/17 | L | 84-78 | | H |
| 01/02/18 | 22/- | L | 78-75 | A |
| 02/16/19 | L | 77-67 | | A |
| 01/22/20 | L | 77-70 | | A |
| 02/15/20 | L | 78-77 | | H |
| 02/20/21 | W | 61-45 | | H |
| 12/29/21 | L | 81-68 | | A |

| NCAA STAT COMPARISON (BOLD = Leads SEC) | | | | |
|---|-------|----------------|------|-------|
| 79.3 | 25th | Scoring Off. | 74.3 | 104th |
| 68.5 | 171st | Scoring Def. | 66.5 | 111th |
| +10.7 | 40th | Scoring Margin | +7.8 | 82nd |
| .459 | 88th | F6% | .476 | 30th |
| .417 | 108th | F6% Def. | .433 | 201st |
| .310 | 298th | 3PT% | .327 | 232nd |
| 6.4 | 274th | 3PT Made/Gm | 5.7 | 315th |
| .342 | 229th | 3PT% Def. | .338 | 204th |
| .744 | 75th | FT% | .726 | 131st |
| +6.1 | 30th | Reb. Margin | +7.9 | 13th |
| 15.3 | 50th | Assists/Gm | 13.9 | 131st |
| 1.17 | 85th | A/T0 Ratio | 1.10 | 123rd |
| +2.3 | 62nd | T0 Margin | +0.5 | 169th |
| 4.4 | 63rd | Blocks/Gm | 3.7 | 112th |
| 8.2 | 54th | Steals/Gm | 8.4 | 42nd |
| 16.7 | 180th | Fouls/Gm | 15.4 | 90th |

- 8th NCAA/1st SEC in Steals (2.38 avg)
- 2nd SEC/44th NCAA in Scoring (19.0 ppg)
- 12th SEC in Assists (3.5)
- Led Team in Pts 10x
- Led Team in Ass 9x

- AT GEORGIA:
- Season-high 31 PTS
- Career-high 6 3-PT (6-of-8)
- Season-high 4 AST
- Added 2 steals & 2 blocked shots

- Leads team in Charges Taken (30)
- 2nd SEC/25th NCAA in Rebs (9.2)
- 2nd SEC/10th NCAA in Def Reb (7.57 avg)
- Avg double-double in 7-Win Streak (14.4 / 10.6)

| NCAA'S BEST PASSING BIG MEN (6'10" - 7'0") | | | |
|--|------|------|-----------|
| Player, School | HT | Avg. | (Tot/Gms) |
| Neal Quinn, Lafayette | 7-0 | 4.0 | (80/20) |
| Max Fiedler, Rice | 6-11 | 3.2 | (68/21) |
| Isaiah Mobley, Southern Cal | 6-10 | 3.1 | (69/22) |
| Grant Golden, Richmond | 6-10 | 3.1 | (68/22) |
| Jaylin Williams, ARK | 6-10 | 3.0 | (65/22) |

THE RAZORBACKS

| No. | Name | | Pos. | Yr. | Ht. | Wt. | Hometown | High School / Previous School | Wing Span | Standing Reach | Vertical | Max Vertical |
|-----|----------------------|-------------|------|--------|------|-----|--------------------|---|-----------|----------------|----------|--------------|
| 0 | Stanley Umude | Uh-Moo-day | G | Gr.Sr. | 6-6 | 210 | San Antonio, Texas | Warren HS / South Dakota | 6' 10" | 8' 6" | 35" | 42" |
| 1 | JD Notae | No-Tay | G | ✪ Sr. | 6-2 | 190 | Covington, Ga. | Newton HS / Jacksonville | 6' 6.5" | 8' 0" | 33" | 42" |
| 2 | Khalen "KK" Robinson | Kay-lin | G | ✪ So. | 6-0 | 180 | Little Rock, Ark. | Oak Hill (Va.) Academy | 6' 7" | 8' 0" | 31" | 37" |
| 3 | Trey Wade | | F | Gr.Sr. | 6-6 | 225 | Marietta, Ga. | South Cobb HS / Wichita State | 6' 11" | 8' 7" | 31.5" | 38" |
| 4 | Davonte "Devo" Davis | | G | ✪ So. | 6-4 | 185 | Jacksonville, Ark. | Jacksonville HS | 6' 7" | 8' 3" | 30 | 35" |
| 5 | Au'Diese Toney | Awe-Deece | G | ✪ Sr. | 6-6 | 205 | Huntsville, Ala. | Trinity Christian (N.C.) Academy / Pittsburgh | 6' 8" | 8' 5" | 34.5" | 40.5" |
| 10 | Jaylin Williams | | F | ✪ So. | 6-10 | 240 | Fort Smith, Ark. | Fort Smith Northside HS | 7' 1.5" | 9' 0" | 26" | 35" |
| 11 | Chris Lykes | "Likes" | G | Gr.Sr. | 5-7 | 160 | Mitchellville, Md. | Gonzaga College (D.C.) HS / Miami | 5' 11" | 7' 1" | 34" | 45" |
| 13 | Chance Moore | | G | Fr. | 6-5 | 190 | Brookhaven, Ga. | McEachern HS | 6' 9" | 8' 8.5" | 29" | 37" |
| 14 | Jaxson Robinson | | G | ✪ So. | 6-6 | 190 | Ada, Okla. | Ada HS / Texas A&M | 7' 0" | 8' 7" | 30" | 33.5" |
| 20 | Kamani Johnson | Kuh-ma-Nee | F | R-Jr. | 6-7 | 230 | Brooklyn, N.Y. | Holy Spirit (Ga.) Prep School / Little Rock | 6' 10" | 8' 9" | 29" | 35" |
| 21 | Cade Arbogast | Are-Bo-gast | G | So. | 6-3 | 170 | Concord, Calif. | De La Salle HS / Lane (Ore.) CC | 6' 3" | 8' 0" | 26" | 31" |
| 23 | Connor Vanover | | F | ✪ Jr. | 7-3 | 225 | Little Rock, Ark. | Findlay (Nev.) Prep / California | 7' 5.5" | 9' 10" | 21" | 24.5" |
| 45 | Lawson Blake | | F | Fr. | 6-10 | 225 | Fayetteville, Ark. | Fayetteville HS / Link Year Prep (Mo.) | 6' 6" | 8' 7" | 31.5" | 38" |

*** - WILL BE GRANTED AN EXTRA YEAR OF ELIGIBILITY BY THE NCAA DUE TO COVID in 2020-21**

Head Coach: Eric Musselman (San Diego, 1987)

Assistant Coach: Clay Moser (Wisconsin-La Crosse, 1987)

Assistant Coach: Gus Argenal (UC Davis, 2004) • pronounced *Are-GIN-nall*

Assistant Coach: Keith Smart (Indiana, 1995)

Director of Operations: Anthony Ruta (Arizona State, 2012) • pronounced *ROO-tah*

Director of Recruiting/Asst. Dir. of Operations: Michael Musselman (San Diego, 2018)

Head Athletic Trainer: Matt Townsend (Idaho, 2017)

Graduate Assistants: Caleb Cline (South Dakota, 2020) • Raheem Martin (Greensboro College, 2016) • Jake Alburtus (Western Michigan, 2020) • Markus Black (Florida A&M, 2010) • Sam Little (Texas, 2020) • Ty McHone (Charlotte, 2019) • Trey Smith (Findlay, 2020) • Camden Taylor (North Carolina A&T, 2019)

Director of Scouting and Analytics: Hays Myers (LSU, 2016)

Director of Player Development: Mike Ekanem (Texas Lutheran, 2005) • pronounced *EE-con-EM*

Director of Internal Operations: Riley Hall (Arkansas, 2016)

Recruiting Coordinator: Ronnie Brewer Jr. (Arkansas, 2015)

Asst. Director for Basketball Operations: Jon Blake (Arkansas, 2015)

Head Strength Coach: Dave Richardson (Louisiana-Monroe, 1989)



0 • Stanley UMUDE
South Dakota '21 • General Studies
2nd Undergrad: Arts & Sciences



1 • JD NOTAE
Recreation and Sport Management



2 • Khalin "KK" ROBINSON
Recreation and Sport Management



3 • Trey WADE
Wichita State '21 • General Studies
Master's in Adult & Lifelong Learning



4 • Davonte "Devo" DAVIS
Recreation and Sport Management



5 • Au'Diese TONEY
Communications



10 • Jaylin WILLIAMS
Recreation and Sport Management



11 • Chris LYKES
Miami '21 • Sport Admin/Marketing
2nd Undergrad: Arts & Sciences



13 • Chance MOORE
Recreation and Sport Management



14 • Jaxson ROBINSON
Arts and Sciences



20 • Kamani JOHNSON
Communications



21 • Cade ARBOGAST
Communications



23 • Connor VANOVER
Communications



45 • Lawson BLAKE
Exercise Science



Eric MUSSELMAN
Head Coach



Clay MOSER
Assistant Coach



Gus ARGENAL
Assistant Coach



Keith SMART
Assistant Coach



Anthony RUTA
Director of Basketball Operations



Hays MYERS
Director of Scouting & Analytics



Michael MUSSELMAN
Dir. of Recruiting/Asst. Dir. Ops



Riley HALL
Director of Internal Operations



Mike EKANEM
Dir. of Player Development



Ronnie BREWER Jr.
Recruiting Coordinator

ABOUT ARKANSAS

Location.....Fayetteville, Ark.
Enrollment.....27,559
Founded.....1871
Colors.....Cardinal (PMS 201) and White
Nickname.....Razorbacks
Conference.....Southeastern (SEC)
System President.....Dr. Donald R. Bobbitt (Arkansas, 1980)
Interim Chancellor ...Dr. Charles F. Robinson (Houston, 1987)
Vice Chancellor / AD.....Hunter Yurachek (Guilford, 1990)
Faculty Representative.....Gerald Jordan (Arkansas, 1970)
Deputy AD/MBB Admin....Clayton Hamilton (Arkansas, 1994)
Arena (Capacity).....Bud Walton Arena (19,200)

HISTORY

First Year of Basketball.....1923-24
Seasons.....99th
Head Coaches.....13
Overall Conference Championships.....24 (2 SEC, 22 SWC)
NCAA Tournament Record / App.....45-33 (.577) / 34
NIT Record / App.....6-5 / 4
SEC Tournament Record.....29-28

CLICK NAME
TO LISTEN TO
HOGPODS

JD NOTAE

JAYLIN WILLIAMS

DEVO DAVIS

CHRIS LYKES

AU'DIESE TONEY

• **During the 7 game win streak, Williams has:**

- ^ Recorded a double-double 4x - and four of his five double-doubles this season (and for his career).
- ^ Scored in double figures 7x - including a career-high 19 vs South Carolina and 18 at Ole Miss.
- ^ Grabbed double-digit rebounds 4x - including a career-high 15 versus West Virginia (who only had 26 as a team).
- ^ Made 6 of his 9 3-pointers on the season with half of his season steals (17 of 33) and over 1/3 of his blocked shots (11 of 29).

Stan The Man

- Stanley Umude led the Hogs to the win at Georgia with a season-high 31 points, a season-high four assists and making a career-high six 3-pointers made.
- ^ Added four rebounds, two steals and two blocked shots
- ^ Hit a layup with 3:26 left in the first half to give Arkansas a 1-point lead (44-43) – a lead the Hogs would not relinquish
- ^ Also, up 4 (32-28) with 4 minutes left in the 1st half, Umude scored 23 points – including back-to-back 3's to end the run for a 23-point lead – as part of a 41-14 run that went to the 10-minute mark of the 2nd half. **VIDEO: MUSS ON THE 3's**
- **Stanley Umude is the only Hog in the last 25 years to get 31+ pts, 4+ rebounds, 4+ assists, 2+ steals and 2+ blocks in a game. (HogStats)**

Most Wins Among SEC Since Muss Arrival

- Since Eric Musselman's arrival, Arkansas leads the SEC in overall wins (62) and overall home wins (42).

^ **Win totals are thru Feb. 2**

| OVERALL WINS | SEC ONLY WINS | OVERALL HOME WINS | SEC HOME WINS |
|---------------|---------------|-------------------|---------------|
| ARK 62 | UK 30 | ARK 42 | LSU 18 |
| AUB 59 | BAMA 28 | LSU 37 | BAMA 17 |
| LSU 56 | AUB 28 | TENN 36 | AUB 17 |
| BAMA 56 | LSU 27 | AUB 36 | UK 17 |
| UK 52 | ARK 26 | MS ST 35 | ARK 16 |
| MS ST 52 | TENN 25 | UK 35 | MS ST 16 |
| TENN 50 | MS ST 24 | Ole Miss 32 | TENN 16 |
| FLA 48 | FLA 24 | BAMA 32 | FLA 14 |

Defensive Firsts During Win Streak

- Arkansas has held its opponents below 40% shooting from the field in all six, including 29.2% vs Mizzou.
- ^ The last time Arkansas held six-straight opponents to less than 40% shooting was games 7-12 of the 2013-14 season.
- ^ **Arkansas is the only school to hold 6-straight, major-conference opponents under 40% shooting this season. (HogStats)**
- Arkansas has held its opponents below 31% shooting from 3-point range in all six games.
- **For the first time in program history versus SEC competition, Arkansas held its opponents below 40% shooting in five straight games.**
- ^ **Arkansas is the only SEC school in the last 15 years to hold five-straight league opponents shooting under 35% (34.8%) AND force at least 90 turnovers in a five-game span.** (Jared Burson, ESPN researcher)
- ^ It is also the first time any Musselman-coached college team has held opponents to shooting below 40% in five straight.
- **For the first time since Arkansas joined the SEC, the Razorbacks held league opponents below 60 points in back-to-back road games:** LSU only scored 58 (Jan. 15) and Ole Miss was held to 55 Wednesday.
- ^ The last time Arkansas held conference opponents below 60 in back-to-back road games was holding TCU (L, 51-45) and Baylor (W, 88-59) in 1989 while members of the Southwest Conference..

Razorbacks Just 8-of-12 at FT Line at Ole Miss and 4-of-7 at UGA

- Arkansas entered the Ole Miss game making 17.5 free throws per game and led the NCAA with 332 free throws made.
- Arkansas did not attempt a free throw in Oxford until 17:27 in the second half and finished 8-of-12 as Ole Miss fouled late in the game to stop the clock.
- It was the fewest free throws by Arkansas since making four (4-of-7) at Oklahoma State last season in the SEC-Big 12 Challenge ... but more on than two bullet points below.
- The 12 free throw attempts were the fewest for the Razorbacks in an SEC win since having 11 against LSU on Feb. 2, 2019.
- After that, and despite going 28-of-34 at the line versus West Virginia, Arkansas fell to 2nd in the NCAA in FT made.
- The Hogs then fell to 3rd in the NCAA in FT made after going just 4-of-7 at the line in Athens Wednesday. The good news, Arkansas more than made up for it by tying a season-high with 15 3-pointers made and shooting 53.6% from deep.

Freebies; A Musselman Trademark • 3rd NCAA in FT Made & 1st SEC in FT%

- **Arkansas ranks third the NCAA by making 372 free throws and ranks fifth in attempts (500).**
- ^ Arkansas had season highs in both free throws made (29) and attempted (35) versus Elon.
- ^ Arkansas was 28-of-34 at the line versus West Virginia.
- ^ The Hogs also lived at the line in the win over South Carolina, going 27-of-33 at the stripe.
- ^ The Razorbacks made a combined 42 freebies in two games against the Aggies (21-of-29 at A&M and 21-of-25 versus A&M).
- ^ Arkansas also made at least 20 free throws in both games of Hall of Fame Classic – K-State (27-of-34) and Cincy (24-of-34).
- **When getting to the line, Arkansas is very productive as it LEADS THE SEC in free throw percentage at 74.4%.**
- In general, Eric Musselman's collegiate teams do a great job getting to the free throw line. In fact, his teams have either ranked 1st or 2nd in their respective leagues and among the NCAA top 25 in each of his first six years.
- Below are Musselman's teams' ranking in the **NCAA (first)** and in their **respective leagues (second)** in the categories:

| | 2015-16 | 2016-17 | 2017-18 | 2018-19 | 2019-20 | 2020-21 | 2021-22 | |
|---------------------|--------------|---------------|---------------|---------------|--------------|--------------|----------------|--|
| FT Att (NCAA/Conf) | 2 / 1 | 13 / 1 | 16 / 2 | 16 / 1 | 8 / 2 | 4 / 1 | 5 / 1 | |
| FT Made (NCAA/Conf) | 1 / 1 | 24 / 2 | 9 / 1 | 17 / 1 | 3 / 1 | 2 / 1 | 3 / 1 | |

INDIVIDUALLY

- 2016-17 Jordan Caroline: 10th in NCAA in FT Att (251) • Marcus Marshall 33rd in FT made (164)
- 2017-18 Jordan Caroline: 8th in NCAA in FT Att (251) and 26th in FT made (178)
- 2019-20 **Mason Jones led the NCAA in free throws made (233) and attempted (282)**
- 2020-21 **Moses Moody ranked 2nd in the NCAA in free throws made (151) and attempted (186)**
- **2021-22 Chris Lykes ranks 4th in the SEC in free throws made (77)**

Au'Diese Toney ranks 8th in the SEC in free throws made (71) and JD Notae ranks 23rd (54).

RAZORBACKS DURING 7-GAME WIN STREAK

JD NOTAE

19.3 ppg 4.3 rpg 28 assists 5 blk 11 stl

JAYLIN WILLIAMS

14.4 ppg 10.6 rpg 31-37 FT 11 blk 17 stl

AU'DIESE TONEY

10.7 ppg 4.7 rpg 14 off reb 22-27 FT 7 stl

STANLEY UMUDE

11.9 ppg 5.4 rpg 10 ast 10 blk 10 st

TREY WADE

7.1 ppg 3.0 rpg 64.3 FG% 5-8 3PT 10 ast

DAVONTE DAVIS

6.0 ppg 4.6 rpg 12 off reb 16 ast 6 st

UGA WIN WAS MICROCOSM

- Georgia shot 45.3% FG ad 47.1% 3PT and snapped a streak of six straight games of Razorback opponents shooting below 40% FG and 31% 3PT. However, Arkansas did make significant improvement from the 1st half to the 2nd.
- UGA 1st HALF** 58.3% FG • 63.6% 3PT 11 ast / 9 TO
- UGA 2nd HALF** 34.5% FG • 16.7% 3PT 5 ast / 10 TO

ARKANSAS SPURTABILITY

- **Mercer:** Went on an **18-3** over an eight-minute span to claim a 74-61 victory.
- **Gardner-Webb:** Went on a **14-0** run and ultimately **out-scored GWU 29-5** to put the Hogs up 18 (44-26).
- **Northern Iowa:** Went on a **21-5** run over the final 4:10 to give Arkansas the 13-point win. Specifically, **Arkansas was down one (79-78 with 3:13 left) before going on a 13-0 run for a 90-78 cushion with 50 seconds left.**
- **Kansas State:** Arkansas did not have a double-digit run, but had an 8-0 run and a 7-0 run as part of an **overall 26-9** run over 10:29.
- **Penn:** Went on a **22-6** run over 7:14, spanning 3:04 in the first half to 15:50 of the second.
- **UCA:** Had an **11-0** run in the first half and **started the second half with another 11-0** run. Then, midway through the second half, had a **20-2** run (including runs of 8-0 and 12-0) to put the game out of reach.
- **Charlotte:** In the first half and the game tied 14-14, went on a **17-4** run (including a 9-0 spurt). In the second half, outscored Charlotte **13-2 (including a 10-0 run) to close the game.**
- **Elon:** Down five, Arkansas **closed the first half with 17-0** run to lead 38-26. In the second half, went on a **16-2** run (to lead by 30) and had a 13-2 run.
- **Missouri:** Arkansas **opened the game with a 26-3** run (with a 19-0 run) and **closed the first half on a 19-6** run.
- **at LSU:** The Tigers took its largest lead (56-48 with 9:01 left), before Arkansas **closed the game with a 17-2** run. First, the Hogs had a 10-0 run to lead by two. LSU tied the game (58-58) with a dunk at 2:17. Arkansas then scored the final seven points of the game for the win.
- **S Car:** Down 7 at halftime, Arkansas **opened the second half with an 18-1** run (including a 13-0 run on the back-end).
- **TX A&M:** **Opened the game with a 20-4** run including a 10-0 run to cap the spurt.
- **at Ole Miss:** Up three with 11:51 left, Arkansas went on a **15-2** run (including a 13-0 spurt) to lead by 16 with 4:26 left.
- **West Va:** Started the game with a 16-5 run. Used **14-4** run early in the second half to take largest lead of 19. Its best run of 8-0 came after WVU turned the 19-pt deficit to 5.
- **at Georgia:** Arkansas' best scoring run was just 8-0. However, the Hogs still put together an impressive run to put the game out of reach. Down 4 (43-39), **Arkansas closed the first half with a 14-4** run to lead 53-47 at the break. The Hogs **opened the second half with a 12-2** run. Spanning 13:41 (end of 1st and start of 2nd), Arkansas out-scored the Bulldogs 41-14 to lead by 23.

2021-22 MISCELLANEOUS STATS

DOUBLE-FIGURE SCORING GAMES

| Player | 17-18 | 18-19 | 19-20 | 20-21 | 21-22 | Career |
|-------------|-------|-------|-------|-------|-------|--------|
| Davis | NA | NA | NA | 14 | 9 | 23 |
| Johnson | NA | 5 | 15 | RS | 1 | 21 |
| Lykes | 16 | 27 | 21 | 2* | 9 | 75 |
| Moore | NA | NA | NA | NA | - | - |
| Notae | 23 | 24 | RS | 21 | 21 | 89 |
| J. Robinson | NA | NA | NA | 0 | 1 | 1 |
| K. Robinson | NA | NA | NA | 1 | - | 1 |
| Toney | NA | 9 | 14 | 12 | 13 | 48 |
| Umude | 0 | 19 | 28 | 24 | 11 | 82 |
| Vanover | NA | 9 | RS | 7 | 2 | 18 |
| Wade | 9 | JC | 9 | 3 | 2 | 23 |
| Williams | NA | NA | NA | 1 | 10 | 11 |

20+ POINT SCORING GAMES

| Player | 17-18 | 18-19 | 19-20 | 20-21 | 21-22 | Career |
|---------|-------|-------|-------|-------|-------|--------|
| Davis | NA | NA | NA | 1 | 1 | 2 |
| Johnson | NA | 0 | 3 | RS | - | 3 |
| Lykes | 0 | 10 | 6 | 1* | 2 | 19 |
| Notae | 7 | 8 | RS | 5 | 7 | 27 |
| Toney | NA | 1 | 2 | 3 | 1 | 7 |
| Umude | 0 | 8 | 9 | 14 | 2 | 33 |
| Vanover | NA | 1 | RS | 1 | - | 2 |
| Wade | 1 | JC | 1 | 1 | - | 3 |

30+/40+ POINT SCORING GAMES

| Player | 17-18 | 18-19 | 19-20 | 20-21 | 21-22 | Career |
|---------|-------|-------|-------|-------|-------|--------|
| Johnson | NA | 0/0 | 2/0 | RS | 0/0 | 2 / 0 |
| Notae | 1/0 | 1/1 | RS | 0/0 | 2/0 | 4 / 1 |
| Umude | 0/0 | 1/0 | 0/0 | 5/1 | 1/0 | 7 / 1 |

3+ THREE-POINTERS IN A GAME

| Player | 17-18 | 18-19 | 19-20 | 20-21 | 21-22 | Career |
|-------------|-------|-------|-------|-------|-------|--------|
| Davis | NA | NA | NA | 1 | 1 | 2 |
| Lykes | 5 | 10 | 6 | 1* | 2 | 24 |
| Notae | 7 | 11 | RS | 7 | 7 | 32 |
| J. Robinson | NA | NA | NA | 0 | 2 | 2 |
| K. Robinson | NA | NA | NA | 1 | - | 1 |
| Toney | NA | 0 | 1 | 1 | - | 2 |
| Umude | 0 | 1 | 2 | 5 | 2 | 10 |
| Vanover | NA | 1 | RS | 1 | - | 2 |
| Wade | 1 | JC | 2 | 1 | - | 4 |

5+ THREE-POINTERS IN A GAME

| Player | 17-18 | 18-19 | 19-20 | 20-21 | 21-22 | Career |
|---------|-------|-------|-------|-------|-------|--------|
| Lykes | 0 | 2 | 2 | 0* | - | 4 |
| Notae | 2 | 4 | RS | 0 | 2 | 8 |
| Umude | 0 | 0 | 0 | 2 | 1 | 3 |
| Vanover | NA | 1 | RS | 0 | - | 1 |

DOUBLE FIGURE REBOUNDING GAMES

| Player | 17-18 | 18-19 | 19-20 | 20-21 | 21-22 | Career |
|----------|-------|-------|-------|-------|-------|--------|
| Johnson | NA | 1 | 6 | RS | - | 7 |
| Notae | 2 | 3 | RS | 0 | 1 | 6 |
| Toney | NA | 1 | 1 | 2 | 1 | 5 |
| Umude | 0 | 4 | 5 | 5 | - | 14 |
| Vanover | NA | 0 | RS | 2 | - | 2 |
| Wade | 1 | JC | 3 | 1 | - | 5 |
| Williams | NA | NA | NA | 4 | 8 | 12 |

DOUBLE FIGURE ASSISTS GAMES

| Player | 17-18 | 18-19 | 19-20 | 20-21 | 21-22 | Career |
|--------|-------|-------|-------|-------|-------|--------|
| Notae | 0 | 1 | RS | 0 | - | 1 |

DOUBLE-DOUBLES

| Player | 17-18 | 18-19 | 19-20 | 20-21 | 21-22 | Career |
|----------|-------|-------|-------|-------|-------|--------|
| Johnson | NA | 0 | 4 | RS | - | 4 |
| Notae | 2 | 3 | RS | 0 | 1 | 6 |
| Toney | NA | 0 | 1 | 2 | 1 | 4 |
| Umude | 0 | 3 | 5 | 5 | - | 13 |
| Wade | 1 | JC | 2 | 0 | - | 3 |
| Williams | NA | NA | NA | 0 | 5 | 5 |

TRIPLE-DOUBLES

| Player | 17-18 | 18-19 | 19-20 | 20-21 | 21-22 | Career |
|--------|-------|-------|-------|-------|-------|--------|
| Notae | 0 | 1 | RS | 0 | - | 1 |

5+ ASSIST GAMES

| Player | 17-18 | 18-19 | 19-20 | 20-21 | 21-22 | Career |
|----------|-------|-------|-------|-------|-------|--------|
| Davis | NA | NA | NA | 2 | 6 | 8 |
| Johnson | NA | 0 | 3 | RS | - | 3 |
| Lykes | 6 | 6 | 3 | 2* | 2 | 19 |
| Notae | 2 | 9 | RS | 3 | 8 | 22 |
| Toney | NA | 0 | 0 | 2 | - | 2 |
| Umude | 0 | 1 | 3 | 7 | - | 11 |
| Wade | 0 | JC | 0 | 2 | - | 2 |
| Williams | NA | NA | NA | 0 | 5 | 5 |

3+ STEALS IN A GAME

| Player | 17-18 | 18-19 | 19-20 | 20-21 | 21-22 | Career |
|----------|-------|-------|-------|-------|-------|--------|
| Davis | NA | NA | NA | 2 | 2 | 4 |
| Johnson | NA | 1 | 0 | RS | - | 1 |
| Lykes | 1 | 4 | 2 | 1* | 2 | 10 |
| Notae | 11 | 8 | RS | 6 | 7 | 32 |
| Toney | NA | 1 | 4 | 1 | 1 | 7 |
| Umude | 0 | 2 | 1 | 2 | 1 | 6 |
| Vanover | NA | 0 | RS | 1 | - | 1 |
| Wade | 1 | JC | 1 | 1 | 1 | 4 |
| Williams | NA | NA | NA | 0 | 3 | 3 |

3+ BLOCKS IN A GAME

| Player | 17-18 | 18-19 | 19-20 | 20-21 | 21-22 | Career |
|----------|-------|-------|-------|-------|-------|--------|
| Johnson | NA | 0 | 0 | RS | 1 | 1 |
| Notae | 1 | 2 | RS | 1 | 1 | 5 |
| Umude | 0 | 5 | 6 | 1 | 1 | 13 |
| Vanover | NA | 5 | RS | 8 | 1 | 14 |
| Wade | 2 | JC | 1 | 0 | 1 | 4 |
| Williams | NA | NA | NA | 1 | 4 | 5 |

Defensive Improvement Since SEC Play Began

| | | | |
|--------------------|-------------------------------------|-------------------------------------|--------------------------|
| • SCORING DEFENSE: | PRE-SEC: 69.8 (212th NCAA/12th SEC) | CURRENT: 68.5 (171st NCAA/11th SEC) | SEC ONLY: 67.0 (2nd SEC) |
| FG% DEFENSE: | PRE-SEC: .429 (214th NCAA/10th SEC) | CURRENT: .417 (108th NCAA/7th SEC) | SEC ONLY: .406 (3rd SEC) |
| 3PT% DEFENSE: | PRE-SEC: .364 (303rd NCAA/13th SEC) | CURRENT: .364 (229th NCAA/12th SEC) | SEC ONLY: .317 (6th SEC) |
| Opp 3's Made/GM: | PRE-SEC: 9.3 | CURRENT: 8.0 | SEC ONLY: 6.3 |

DEFENSE OVER THE LAST 7 vs PREVIOUS 15

| | | | | |
|----------|-------------------|--------------------|------------|----------|
| LAST 7 | 144-392 FG (.367) | 41-145 3PT (.283) | 16.9 TO/gm | 61.3 ppg |
| Prev. 15 | 376-854 FG (.440) | 135-369 3PT (.366) | 14.7 TO/gm | 71.9 ppg |

UGA Win was Near Mirror of 2021 Victory over 'Dogs

| | |
|--|--|
| Last Year: W, 99-69 (30-pt win) | This Year: W, 99-73 (26-pt win) |
| Last Year: Halftime ARK led 43-37 (6 pts) | This Year: Halftime ARK led 53-47 (6 pts) |
| Last Year: ARK had 24 assists | This Year: ARK had 23 assists |
| Last Year: ARK Opened 2nd Half with 18-6 run | This Year: ARK Opened 2nd half with 17-7 run |
| Last Year: ARK shot 52.2% FG & 57.1% 3PT | This Year: ARK shot 56.3% FG and 53.6% 3PT |

Razorbacks Top 50 Pts in First Half; 14th Time w/ 50-Plus in a Half Under Muss

- Arkansas scored a season-high 53 first half points at Georgia but allowed a season-high 47 first half points.
- ^ The last time Arkansas scored at least 50 points in the first half was 63 in the 2020-21 season opener versus Miss Valley St.
- ^ The last time Arkansas scored at least 50 points in the first half in an SEC game was March 2020 versus LSU with 55.
- ^ With 100 points combined points in the first half, it marked the first time Arkansas had a game with combined 100-plus points in the first half since 2015 versus Auburn with 105 points (ARK: 58 to AUB: 47).
- Arkansas has scored at least 50 points in a half 14 times in the Musselman era (4x in the 1st half – 10x in the 2nd half)

Offense Gets Hogs to 7th Heaven

- In the first six wins of the seven-game win streak, it was all based on Arkansas' defense. However, Arkansas extended the win streak to seven at Georgia thanks to an offensive explosion ... and a strong second-half defensive performance.
- ^ Arkansas tied a season-high by making 40 FG and shot 56.3% from the field (2nd best behind 56.7% vs Little Rock)
- ^ Arkansas made a season-high 15 3-pointers and shot a season-high 53.6% from deep
- ^ Arkansas tied a season-high 23 assists (also had 23 versus Gardner-Webb)

Winning 1st 6, Defense Was the Constant

- Arkansas has won five straight and done so somewhat differently, but strong defense has been the constant.
- Versus Missouri, Arkansas put together one of its best offensive efforts and used an impressive run to start the game.
- ^ The Hogs won by 44 points, their second-largest margin of victory ever in an SEC game, thanks to holding the Tigers to 19 first half points.
- ^ Arkansas held the Tigers to 29.2% shooting from the field and 12.5% from 3-point range while forcing 23 turnovers.
- ^ The Hogs only committed eight turnovers with 18 assists.
- At LSU, Arkansas had one of its better defensive efforts and used an impressive run to end the game.
- ^ The Hogs held LSU to 58 points – the third-lowest point total by LSU in the Will Wade era.
- ^ The Hogs committed a season-high 19 turnovers with a season-low eight assists while forcing 16 turnovers.
- South Carolina, Arkansas allowed 40 first-half points but only allowed 19 in the second half.
- ^ Despite allowing 40 first-half, points, the Hogs held South Carolina to 59 points for the game.
- ^ The Hogs committed 11 turnovers and forced 18 but once again had a season-low eight assists.
- ^ The last time a team scored 40 in the 1st and less than 20 in the second was Houston (49 and 12) on Jan. 6, 1979. (HogStats)
- Texas A&M, Arkansas was on pace for another impressive defensive effort, but the overtime period skewed some numbers.
- ^ Arkansas held A&M to only had 58 points with 58 seconds left before Quenton Jackson made three free throws to get to 61 then Hassan Diarra hit a 3-pointer with 9 seconds left to force OT.
- ^ Arkansas held A&M to 37.1% FG (entered shooting 46.4%) and 30.8% from 3-PT (entered shooting 35.4%).
- ^ Arkansas forced 19 turnovers.
- At Ole Miss, Arkansas had its second-best night from 3-point range for the season, making 44.4% (8-of-18). Ole Miss entered the game 2nd in the SEC in 3-PT FG% at 28.5%.
- ^ Arkansas held Ole Miss 10 percentage points below the Rebels season averages both overall and from 3-pt range. Ole Miss entered the game shooting 43.2% FG and 32.7% 3PT but was held to 34.5% FG and 22.2% 3PT

The Runs ...

- Versus Missouri, Arkansas had a 26-3 run (including a 19-0 spurt) over the first 9:34.
- ^ The Hogs held Missouri to 1-of-11 shooting (1-5 3PT) with 5 rebounds (2 offensive)
- ^ Missouri committed seven turnovers and had just one steal
- ^ Arkansas was 11-of-15 shooting (2-2 3 PT) with 10 rebounds (8 defensive)
- ^ Arkansas had seven assists, two blocked shots and two steals.
- At LSU, Arkansas had a 17-2 run (including a 10-0 run to erase a 9-point deficit and a 7-0 run to end the game) over the final 9:01.
- ^ The Hogs held LSU to 1-of-9 shooting (0-3 3PT) with 5 rebounds (0 offensive)
- ^ LSU committed six turnovers and had just one steal (which led to a turnover)
- ^ Arkansas was 6-of-14 shooting (3-6 3 PT) with 12 rebounds (4 offensive)
- ^ Arkansas had three assists and four steals.
- Versus South Carolina, Arkansas had a 22-6 run (including an 18-1 run with a 13-0 spurt to erase a 7-point deficit) over the first 9:29 of the second half.
- ^ The Hogs held South Carolina to 1-of-14 shooting (0-6 3PT) with 7 turnovers
- ^ Arkansas was 9-of-19 with six assists, three blocked shots and two steals with just three turnovers.
- Versus Texas A&M, Arkansas opened the game with a 20-4 run (including a 10-0 spurt) over the first 8:13.
- ^ The Hogs held the Aggies to 1-of-10 shooting (1-5 3PT) with 5 rebounds (2 offensive)
- ^ Arkansas started 8-of-14 (.571) from the field with six assists while grabbing 10 rebounds (7 defensive)
- At Ole Miss, Arkansas was up three with 9:53 left before going on a 13-0 run until 4:26.
- ^ The Hogs held the Rebels scoreless for 5:09 and 0-of-6 shooting with 2 rebounds
- ^ Arkansas was 5-of-7 from the field (with five assists), was 3-of-4 at the line and had six rebounds
- Versus West Virginia, Arkansas opened the game with a 16-5 run.

- ^ **Arkansas opened the second half with a 14-4 run for a 19-point lead.** Arkansas held WVU to 1-of-4 shooting and forced three turnovers while Arkansas was 6-of-9 shooting with three assists, two steals, a blocked shot and just one turnover.
- **at Georgia:** Arkansas' best scoring run was just 8-0. However, the Hogs still put together an impressive run to put the game out of reach. Down 4 (43-39), **Arkansas closed the first half with a 14-4 run** to lead 53-47 at the break. The Hogs **opened the second half with a 12-2 run.** Spanning 13:41 (end of 1st and start of 2nd), Arkansas out-scored the Bulldogs 41-14 to lead by 23.

A First For Everything

- **VERSUS MISSOURI** and for the first time this season, Arkansas started JD Notae, Au'Diese Toney, Trey Wade, Kamani Johnson and Jaylin Williams.
 - ^ Not only was the Missouri game the first time that group had started ... **IT MARKED THE FIRST TIME THIS SEASON THOSE SAME FIVE WERE EVER BEEN ON THE FLOOR TOGETHER AT THE SAME TIME.**
- **At LSU** and due to an injury to Kamani Johnson, Arkansas started JD Notae, Au'Diese Toney, Stanley Umude, Trey Wade and Jaylin Williams.
 - ^ Not only was the LSU game the first time that group had started ... **IT TOO MARKED THE FIRST TIME THIS SEASON THOSE SAME FIVE WERE EVER BEEN ON THE FLOOR TOGETHER AT THE SAME TIME.**
 - **The above LSU lineup has been used in six straight and are 6-0. The quintet are just the second starting five this season Arkansas has used multiple times this season.**
 - The lineups were the eighth and ninth different starting lineups this season.
 - ^ Of the nine different starting lineups, the only other lineup two be used more than once consisted of Davonte Davis, JD Notae, Au'Diese Toney, Jaylin William and Connor Vanover. That group posted an 8-1 record.

Fewest Points In a Half

- Arkansas held **Missouri** to 15 first-half points. It ties for the 11th-fewest points scored by an opponent (according to records dating back to 1969-70) and the fewest since holding Mississippi State to a record-low 9 first-half points on Feb. 7, 2015.
- Arkansas held **South Carolina** to 19 second-half points. It ties for the 11th-fewest points scored by an opponent and the fewest since holding Savannah State to 18 second-half points o Dec. 12, 2013.

Opponents Not Getting Many 2nd Chances

- Arkansas is 6th in the SEC in rebounds per game (38.41). **HOWEVER**, when opponents miss, Arkansas will likely get the defensive rebound.
- **Arkansas is 2nd the SEC in defensive rebounds percentage (.774).** Kentucky leads the SEC in defensive rebound pct at .778. **Opponents have only managed 175 total offensive rebounds this season – second fewest in the SEC –** compared to 600 Arkansas defensive boards.
- **Arkansas has held opponents single-digit offensive rebounds in 17 of 22 games.**
 - Versus UCA, only two Bears recorded a single offensive rebound (one each) while the "team" had three offensive rebounds
 - Charlotte had ZERO offensive rebounds in the first half and finished with four for the game.
 - ^ K-State (12), Mississippi State (15), LSU (11), South Carolina (15) and Texas A&M (1/22) are the only teams to grab double-digit offensive rebounds.
- **Arkansas opponents have scored 9 or fewer second-chance points in 17 of 22 games this year including:**
 - 2 by UCA
 - 3 (2x) by Mercer, Gardner-Webb
 - 4 by Cincinnati
 - 6 (5x) by Little Rock, Charlotte, Oklahoma, Missouri, at Georgia
 - 7 by Penn
 - 8 (3x) by Kansas State, Hofstra, Elon,
 - 9 (4x) by Vanderbilt, Texas A&M (1/8), Texas A&M (1/22), Ole Miss
 - ^ Northern Iowa (16), Mississippi State (14), LSU (10) and South Carolina (12) are the only teams to score double-digit, second-chance points.

3-Ball Streak Ends After 33 Years

- Arkansas had made a 3-pointer in 1,092 games prior to going 0-of-11 from deep in the 16-point win over South Carolina on Jan 18. **The last game Arkansas did not make a 3-pointer was when the Razorbacks went 0-for-2 at Texas on Jan. 07, 1989.**
 - ^ It was the third-longest active streak in the NCAA behind UNLV (1,144 games) and Duke (1,130 games).
 - ^ **IRONICALLY**, Arkansas made its 1,000th straight triple (by Mason Jones) versus South Carolina in Columbia in 2019.
 - ^ **IRONICALLY**, Vanderbilt had its 3-ponit streak end at of 1,080 games nearly two years ago to the date, going 0-of-25 in a home loss to Tennessee on Jan. 15, 2020. Kentucky is the only other SEC school to have a streak of 3-poniters made go over 1,000 games. The Wildcats drained a triple in 1.047 game before going 0-of-6 in an NCAA first round win over Davidson in 2018.
 - ^ UNLV and Princeton are the only two teams to make a 3-pointer in every game they have played since the 3-point line was adopted for the 1986-87 season.
 - ^ According to @sports_ref database, Arkansas's 16-ponit win was the largest margin of victory in a game which the winning team did not make a 3-pointer. **IRONICALLY**, the previous record was 10 points by Alabama in a win over South Carolina on Jan. 12, 2011.
- **Arkansas only made one 3-pointer 22 times during the 1,092-game streak.**
 - ^ The last time Arkansas made just one (1-of-9) was in the Hog's 2021 Sweet 16 win over Oral Roberts (by Jalen Tate).
 - ^ Prior to that, Arkansas only made one triple on Feb. 9, 2016 versus Mississippi State.
 - ^ Five of the 22 times, Lee Mayberry saved the streak by making Arkansas' one and only 3-pointer,
 - ^ Arkansas is now 7-0 in games it did not make a 3-pointer since 1986-87. (HogStats.com)

New 3-Point Streak Starts

- Arkansas started a new streak by making seven 3-pointers versus Texas A&M.
 - ^ However, Arkansas made 4 of its first 6 from 3PT range in the first 8:13 but was just 3-of-14 the final 36:47
 - ^ Arkansas almost shot better from 3PT range (.350) than it did from the field overall (.375).
- Then at Ole Miss, Arkansas had its then second-best shooting game from deep, making 44.4% (8-of-18).
 - ^ Trey Wade (2-of-2) and Jaylin Williams (2-of-3) were a combined 4-of-5 while JD Notae was 4-of-10.
- At Georgia, Arkansas made a season-best 15 3-pointers and made a season-best 56.3% from deep (15-of-28).

2021-22 MISCELLANEOUS STATS

RECORD BREAKDOWN

| | | |
|------------------------------|---------------|-----------------|
| At Home | 2021-22: 12-1 | Muss Era: 42-6 |
| On The Road | 2021-22: 2-2 | Muss Era: 11-14 |
| Neutral Site | 2021-22: 2-2 | Muss Era: 8-4 |
| White "Razorback" Uni | 2021-22: 4-0 | Muss Era: 17-0 |
| White "94 "Razorback" Uni | 2021-22: 4-1 | Muss Era: 18-5 |
| White "Hog" Uni | 2021-22: 4-1 | Muss Era: 13-3 |
| White "Arkansas" Uni | 2021-22: 1-0 | Muss Era: 1-0 |
| Cardinal "Arkansas" Uni | 2021-22: 1-2 | Muss Era: 10-14 |
| Cardinal "Razorback" Uni | 2021-22: 1-1 | Muss Era: 1-1 |
| Cardinal Camo "Arkansas" Uni | 2021-22: 1-0 | Muss Era: 1-0 |
| Cardinal "Hog" Uni | 2021-22: 1-0 | Muss Era: 1-0 |
| Anthracite Uni | 2021-22: 0-0 | Muss Era: 0-1 |

GENERAL

| | | |
|-----------------------|---------------|-----------------|
| When ARK controls tip | 2021-22: 13-5 | Muss Era: 41-12 |
| When OPP controls tip | 2021-22: 4-0 | Muss Era: 21-12 |
| When ARK scores first | 2021-22: 14-1 | Muss Era: 39-9 |
| When OPP scores first | 2021-22: 3-4 | Muss Era: 23-15 |

LEADS AND DEFICITS

| | | |
|---|--|-----------------|
| Leading at the half | 2021-22: 13-1 | Muss Era: 47-3 |
| 2021-22: home: 10-1 road: 2-0 neutral 1-0 | | |
| Trailing at the half | 2021-22: 4-4 | Muss Era: 15-21 |
| 2021-22: home: 2-0 road: 1-2 neutral: 1-2 | | |
| Tied at the half | 2021-22: 0-0 | Muss Era: 0-0 |
| 2021-22: home: 0-0 road: 0-0 neutral 0-0 | | |
| With 5:00 left | Leading: 15-0 Trailing: 1-5 Tied: 1-0 | |
| • Muss Era | Leading: 55-3 Trailing: 5-20 Tied: 2-1 | |
| With 2:00 left | Leading: 14-0 Trailing: 1-5 Tied: 1-0 | |
| • Muss Era | Leading: 57-4 Trailing: 3-18 Tied: 1-2 | |

| | |
|---------------------------------|-----|
| Games decided by 1-to-5 points | 1-2 |
| Games decided by 6-to-10 points | 5-1 |
| Overtime games | 1-0 |

OFFENSE

| | | |
|-----------------------------|--------------|-----------------|
| Scoring less than 70 points | 2021-22: 2-2 | Muss Era: 11-8 |
| Scoring 70-79 points | 2021-22: 7-1 | Muss Era: 21-13 |
| Scoring 80-89 points | 2021-22: 4-2 | Muss Era: 17-3 |
| Scoring 90-99 points | 2021-22: 4-0 | Muss Era: 10-0 |
| Scoring 100+ points | 2021-22: 0-0 | Muss Era: 3-0 |
| 1-2 Hogs in Double Figures | 2021-22: 0-2 | Muss Era: 2-7 |
| 3 Hogs in Double Figures | 2021-22: 6-2 | Muss Era: 23-12 |
| 4 Hogs in Double Figures | 2021-22: 9-1 | Muss Era: 26-3 |
| 5-7 Hogs in Double Figures | 2021-22: 2-0 | Muss Era: 19-2 |
| 8+ Hogs in Double Figures | 2021-22: 0-0 | Muss Era: 1-0 |
| At least 1 Hog Scores 20+ | 2021-22: 7-4 | Muss Era: 26-10 |
| 2+ Hogs Score 20+ | 2021-22: 1-1 | Muss Era: 15-7 |

| | |
|------------------------|--|
| FG% (Muss Era) | at least 50%: 6-0 (17-1) < 50%: 11-5 (45-23) |
| 3FG% (Muss Era) | at least 33%: 6-1 (32-7) < 33%: 11-4 (30-17) |

REBOUNDING/TURNOVERS

| | | |
|----------------------------|---------------|-----------------|
| Out-rebounding opponent | 2021-22: 14-1 | Muss Era: 35-4 |
| Out-rebounded by opp. | 2021-22: 1-4 | Muss Era: 22-20 |
| Rebounds are even | 2021-22: 2-0 | Muss Era: 4-1 |
| Grabbing 10+ off reb | 2021-22: 13-2 | Muss Era: 33-12 |
| Forcing 15+ turnovers | 2021-22: 9-2 | Muss Era: 34-13 |
| Committing less than 15 TO | 2021-22: 11-1 | Muss Era: 45-11 |

BY MONTH

| | |
|-------------|-----|
| In November | 6-0 |
| In December | 4-3 |
| In January | 6-2 |
| In February | 1-0 |
| In March | 0-0 |

LED HIS TEAM IN SCORING (INCLUDES TIES)

| Player | 17-18 | 18-19 | 19-20 | 20-21 | 21-22 | Career |
|-------------|-------|-------|-------|-------|-------|--------|
| Davis | NA | NA | NA | 3 | 1 | 4 |
| Johnson | NA | 0 | 5 | RS | - | 5 |
| Lykes | 3 | 13 | 11 | 1 | 2 | 30 |
| Notae | 15 | 16 | RS | 7 | 8 | 46 |
| J. Robinson | NA | NA | NA | 0 | - | 0 |
| Toney | NA | 0 | 3 | 1 | 3 | 7 |
| Umude | 0 | 13 | 13 | 14 | 4 | 44 |
| Vanover | NA | 1 | RS | 2 | 2 | 5 |
| Wade | 5 | JC | 3 | 1 | - | 9 |
| Williams | NA | NA | NA | 0 | 1 | 1 |

LED HIS TEAM IN REBOUNDING (INCLUDES TIES)

| Player | 17-18 | 18-19 | 19-20 | 20-21 | 21-22 | Career |
|-----------------|-------|-------|-------|-------|-------|--------|
| Davis | NA | NA | NA | 2 | - | 2 |
| Johnson | NA | 2 | 8 | RS | 1 | 111 |
| Lykes (assists) | 6 | 12 | 10 | 1 | - | 28 |
| Notae | 3 | 13 | RS | 0 | 4 | 21 |
| J. Robinson | NA | NA | NA | 0 | 1 | 1 |
| Toney | NA | 12 | 5 | 2 | 3 | 22 |
| Umude | 0 | 8 | 13 | 12 | 1 | 34 |
| Vanover | NA | 3 | RS | 5 | - | 8 |
| Wade | 5 | JC | 7 | 5 | - | 17 |
| Williams | NA | NA | NA | 7 | 14 | 21 |

ARKANSAS IN 2020-21 RANKINGS

Thru Feb 3, 2022



TEAM IN THE NCAA/SEC

| | NCAA | SEC | NO. |
|--|------|-----|-------|
| 3-pt Field Goal Attempts (350 ranked) | 198 | 8 | 451 |
| Assist Turnover Ratio (350 ranked) | 85 | 4 | 1.17 |
| Assists Per Game (350 ranked) | 50 | 3 | 15.3 |
| Blocked Shots Per Game (350 ranked) | 63 | 8 | 4.4 |
| Defensive Rebounds per Game (350 ranked) | 55 | 2 | 27.27 |
| Fewest Fouls (350 ranked) | 238 | 8 | 367 |
| Fewest Turnovers (350 ranked) | 229 | 7 | 287 |
| Field-Goal Percentage (350 ranked) | 88 | 3 | 45.9 |
| Field-Goal Percentage Defense (350 ranked) | 108 | 7 | 41.7 |
| Free Throw Attempts (350 ranked) | 5 | 1 | 500 |
| Free Throws Made (350 ranked) | 3 | 1 | 372 |
| Free-Throw Percentage (350 ranked) | 75 | 1 | 74.4 |
| Offensive Rebounds Per Game (350 ranked) | 105 | 11 | 11.14 |
| Personal Fouls Per Game (350 ranked) | 180 | 7 | 16.7 |
| Rebound Margin (350 ranked) | 30 | 3 | 6.1 |
| Scoring Defense (350 ranked) | 171 | 11 | 68.5 |
| Scoring Margin (350 ranked) | 40 | 5 | 10.7 |
| Scoring Offense (350 ranked) | 25 | 4 | 79.3 |
| Steals Per Game (350 ranked) | 54 | 7 | 8.2 |
| Three Pt FG Defense (350 ranked) | 229 | 12 | 34.2 |
| Three-Point Field Goals Per Game (350 ranked) | 274 | 12 | 6.4 |
| Three-Point Field-Goal Percentage (350 ranked) | 298 | 12 | 31 |
| Total 3-point FGM (350 ranked) | 244 | 12 | 140 |
| Total Assists (350 ranked) | 40 | 3 | 337 |
| Total Blocks (350 ranked) | 46 | 7 | 97 |
| Total Rebounds (350 ranked) | 49 | 5 | 845 |
| Total Rebounds Per Game (350 ranked) | 56 | 6 | 38.41 |
| Total Steals (350 ranked) | 40 | 6 | 180 |
| Turnover Margin (348 ranked) | 62 | 6 | 2.3 |
| Turnovers Forced (350 ranked) | 48 | 7 | 15.36 |
| Turnovers Per Game (350 ranked) | 186 | 6 | 13 |
| Won-Lost Percentage (350 ranked) | 37 | 3 | 77.3 |

RAZORBACKS IN THE NCAA/SEC

| | PLAYER | NCAA | SEC | NO. |
|--|-----------------|------|-----|--------|
| 3-pt Field Goal Attempts (350 ranked) | JD Notae | 48 | 3 | 152 |
| Assist Turnover Ratio (348 ranked) | Davonte Davis | 196 | 8 | 1.63 |
| | JD Notae | 304 | 13 | 1.28 |
| Assists Per Game (350 ranked) | JD Notae | 210 | 12 | 3.5 |
| | Davonte Davis | 232 | 14 | 3.4 |
| | Jaylin Williams | 350 | 18 | 3 |
| Blocked Shots Per Game (346 ranked) | Jaylin Williams | 112 | 5 | 1.32 |
| | Stanley Umude | 278 | 16 | 0.91 |
| Defensive Rebounds per Game (347 ranked) | Jaylin Williams | 9 | 2 | 7.59 |
| Double Doubles (269 ranked) | Jaylin Williams | 77 | 4 | 5 |
| Field-Goal Percentage (313 ranked) | JD Notae | 236 | 7 | 43.5 |
| Free Throw Attempts (345 ranked) | Au'Diese Toney | 140 | 7 | 92 |
| | Chris Lykes | 147 | 10 | 91 |
| | Jaylin Williams | 319 | 20 | 74 |
| | JD Notae | 345 | 21 | 72 |
| Free Throws Made (347 ranked) | Chris Lykes | 98 | 4 | 77 |
| | Au'Diese Toney | 133 | 8 | 71 |
| | JD Notae | 333 | 23 | 54 |
| Free-Throw Percentage (350 ranked) | Chris Lykes | 82 | 6 | 84.6 |
| | Au'Diese Toney | 235 | 12 | 77.2 |
| | JD Notae | 276 | 15 | 75 |
| Minutes Per Game (350 ranked) | JD Notae | 199 | 3 | 32:57 |
| Offensive Rebounds Per Game (349 ranked) | Au'Diese Toney | 179 | 11 | 2.32 |
| Points Per Game (350 ranked) | JD Notae | 44 | 2 | 19 |
| Rebounds Per Game (349 ranked) | Jaylin Williams | 26 | 2 | 9.1 |
| Steals Per Game (340 ranked) | JD Notae | 8 | 1 | 2.38 |
| | Jaylin Williams | 207 | 18 | 1.5 |
| | JD Notae | 160 | 4 | 2.29 |
| Three-Point Field Goals Per Game (344 ranked) | JD Notae | 146 | 4 | 48 |
| Three-Point Field-Goal Percentage (103 ranked) | -- | | | |
| Total 3-point FGM (334 ranked) | JD Notae | 182 | 11 | 75 |
| Total Assists (347 ranked) | JD Notae | 191 | 13 | 74 |
| | Jaylin Williams | 291 | 17 | 65 |
| Total Blocks (344 ranked) | Jaylin Williams | 92 | 6 | 29 |
| | Stanley Umude | 225 | 14 | 20 |
| Total Field Goal Attempts (348 ranked) | JD Notae | 14 | 1 | 340 |
| Total Field Goals Made (337 ranked) | JD Notae | 31 | 1 | 148 |
| Total Minutes (350 ranked) | JD Notae | 199 | 4 | 691:47 |
| | Au'Diese Toney | 274 | 8 | 672:20 |
| Total Points (343 ranked) | JD Notae | 41 | 2 | 398 |
| Total Rebounds (343 ranked) | Jaylin Williams | 21 | 2 | 201 |
| Total Steals (323 ranked) | JD Notae | 6 | 1 | 50 |
| | Jaylin Williams | 139 | 13 | 33 |

Near Perfect 10

- Jaylin Williams has been outstanding in SEC play, especially **the last the last eight games where he collected his first, second, third, fourth and fifth career double-doubles.**
- He was a strong candidate for SEC Player of the Week Jan. 17 with double-doubles each in wins over Missouri and LSU. The next week, he was **tabbed SEC co-Player of the Week Jan. 24.**
- He did not have a double-double versus South Carolina, but he did score a career-high 19 points with nine boards in just 26:20 played (only played 7:22 in the first half due to foul trouble).
- DURING THE 7-GAME WIN STREAK, he is averaging 14.4 pts and 10.6 rebs.**
- SINCE SEC PLAY BEGAN:**
 - In the SEC opener at Mississippi State, he had six assists and three blocked shots
 - He added 10 rebounds in the Vandy game.
 - He tied a **then career high with 13 rebounds** at LSU.
 - Followed that with a **career-high 19 points** versus South Carolina.
 - Had a **career-high six steals** versus with a double-double in the Texas A&M win
 - Just missed his career-high with 18 points at Ole Miss, making 2-of-3 from 3-point range.
 - Had a **career-high 15 rebounds** versus West Virginia.
 - Also set career highs in free throws twice over the span, making 7-of-8 at the line versus Missouri then topping that by making 9-of-10 versus South Carolina.

6-GAME WIN STREAK

| | | | | | | | |
|-------------|--------------|--------------|-------------------|------------|--------|--------|-----------|
| MISSOURI | 3-7 FG | 7-8 FT | (1-9) 10 rebs | 3 assists | 0 BLK | 2 STL | 13 pts |
| at LSU | 4-7 FG | 2-2 FT | (1-12) 13 rebs | 1 assist | 1 BLK | 3 STL | 11 pts |
| S CARO | 5-11 FG | 9-10 FT | (3-6) 9 rebs | 2 assists | 0 BLK | 1 STL | 19 pts |
| TX A&M | 5-10 FG | 3-3 FT | (1-10) 11 rebs | 3 assist | 3 BLK | 6 STL | 14 pts |
| at Ole Miss | 6-10 FG | 4-5 FT | (1-7) 8 rebs | 3 assists | 3 BLK | 2 STL | 18 pts |
| WEST VA | 3-13 FG | 5-7 FT | (1-14) 15 rebs | 1 assist | 2 BLK | 2 STL | 12 pts |
| at Georgia | 6-9 FG | 1-2 FT | (0-8) 8 rebs | 1 assist | 2 BLK | 1 STL | 14 pts |
| 7 GM TOT. | 32-67 (.478) | 31-37 (.838) | 74 reb (10.6 avg) | 14 assists | 11 BLK | 17 STL | 14.4 avg. |

JD Getting It Done on Both Ends

OFFENSE

- Ranks second the SEC in overall scoring (18.95 ppg) and ranks second with an impressive 20.88 ppg in league games
- Has only led the team in scoring 10 times (**but has done so in 5 of the last 8**)
- Is the only Razorback to score in double figures in every game he has played this season.
- Ranks 12th in the SEC in assists per game (3.5)
- Has led the team in assists nine times (**but has done so in 5 of the last 9**)
- Had a season-best nine assists vs Northern Iowa and has had at least 5 helpers 8x.

DEFENSE

- Leads the SEC and ranks 8th in the NCAA in steals (2.38)
- Has a steal in all 21 games and had at least two steals in 15 of his 21 games
- Had seven steals in the season opener versus Mercer
- Had five steals versus Vandy (was a factor in Pippen Jr. having 7 turnovers in the game)
- Added four steals versus Charlotte and has tallied three on four occasions.
- Ranks 14th the SEC in defensive rebounds (4.05)
- Had 10 defensive boards in getting a double-double vs Charlotte (23 and 10)
- After getting zero boards vs West Virginia, had 9 at Georgia
- Has seven games with at least 5 defensive boards

Notae Notables

- JD Notae ranks 1st in the SEC in steals, 2nd in scoring and 12th in assists.
- He is 1 OF 4 PLAYERS in the league to rank among the top 15 in scoring, assists and steals.**
- Santiago Vescov, Kennedy Chandler and Scotty Pippen Jr. are also among the top 15.
- BIG GAMES**
- Scored 30 in the season opener versus Mercer.** Added a career-high seven steals.
 - He was the sixth Razorback to score at least 30 in a season opener.
 - It marked the 134th time in Arkansas history a player has scored at least 30 points and Notae was the 50th Razorback to accomplish the feat.
- Scored a game-high 28 in the win over Penn.** Added nine rebounds and five assists.
 - Was 13-of-24 from the field
 - When Penn got to within 10 with 4:11 left, Notae went on a personal 8-0 run to put Arkansas up 18 with 27 seconds left.
- Versus Northern Iowa, JD Notae just missed his second career triple-double** with 17 points, 9 assists and 8 rebounds. Oh, by the way, he only committed one turnover in 38:52 minutes played.
 - Notae is the first Razorback to get at least 17 points, 8 rebounds and 9 assists in a game since Courtney Fortson's triple-double (20-10-11) against North Carolina Central on 12/10/2008. (HogStats)
- Versus Charlotte,** recorded his sixth career double-double with 23 points and 10 rebounds. He added four steals as well.
- At Texas A&M,** scored 31.
 - It was his fourth career 30+ point game (second of the season) and his best effort as a Razorback.
 - Scored 12 points to start game as Arkansas raced out to a 20-9 lead.
 - Scored seven in a 13-3 run to cut Arkansas deficit from 11 to 1 with 1:08 to play.
- Versus South Carolina,** had 17 points, 7 rebounds, 5 assists and tied his career-high with three blocked shots.

JWill-ing Passer • Hits the Boards • Takes Charges

PASSING

- Jaylin Williams ranks 18th in the SEC in assists (3.0).
 - Posted a then career-highs of 5 assists in each of the first 2 games (Mercer and Garner-Webb)
 - Then, **had a career-high seven assists versus Northern Iowa.**
 - He also led the team with:
 - four assists versus Cincinnati
 - six assists vs Penn
 - six assists at Mississippi State

• WILLIAMS IS 1 OF 12 PLAYERS IN THE NCAA, 6-9 OR TALLER, TO AVERAGE 3.0 ASSISTS PER GAME

STEALS

- Jaylin Williams is 2nd on the team and 18th in the SEC in steals with 33 (1.52 avg).
 - Had a career-high six steals at home vs Texas A&M.**
 - Had a then career-high three steals vs Charlotte and at LSU.**
 - Impressive to have that many steals as the man he guards (a post player) does not have the ball that often like guards.
 - LEADS THE TEAM IN DEFENSIVE BALL TOUCHES** (including deflections, steals and blocked shots) **with 145** ahead of SEC steals leader JD Notae's 139.

REBOUNDING

- Jaylin Williams has pulled down at least eight rebounds in 17 of the 22 games this season, including eight games with double-digit rebounds (12 for his career).
 - Has double-digit rebounds in 6 of the last 9** (getting "just" 9 vs USC, 8 at Ole Miss and 8 at Georgia)
 - Has double-doubles in 5 of the last 8** (getting "just" 19 & 9 vs USC and 18 & 8 at Ole Miss)
 - Ranks 2nd in the SEC (**9th NCAA**) in defensive rebounds (7.59)
 - Ranks 2nd in the SEC (**26th NCAA**) in overall rebounds (9.1)
 - Had a career-high 15 rebounds – including 14 defensive – vs West Virginia**
 - Pulled down a then career-high 13 rebounds twice this season**
 - 1st had 13 vs UCA, including 9 defensive (8 defensive in the first half alone)
 - 2nd had 13 at LSU, including 12 defensive
 - Other double-digit rebound games:**
 - 11 vs Cincy • 11 vs Mizzou • 11 vs Texas A&M • 10 vs Vandy • 10 at LSU
 - Recorded nine boards versus Penn and South Carolina.

TAKING CHARGES

- Jaylin Williams led the team by taking 16 charges last season and leads the team by taking 30 charges this season. He has taken multiple charges in a game 9x this season.
 - Williams took four charges twice:**
 - Vs Cincinnati, including one with nine seconds left to help seal the win.
 - At LSU, including one with 59 seconds left that helped secure the win.
 - Williams took **three charges 3x:** versus Gardner-Webb, at TX A&M (1/8) and at Georgia.
 - Williams took **two charges 4x:** UCA, Texas A&M (2/22), Ole Miss and West Virginia.

Taking Charge - A Fort Smith Northside Calling Card

- Jaylin Williams took three charges in the win at Georgia to give him 30 for the season.
- Over the last six seasons (only years available), **Williams has the most charges with 30.** Isaiah Joe previously had the mark for the most charges taken in a season with 27.
 - Williams has taken four charges in a game twice this season (vs Cincinnati and at LSU)
 - Williams has taken three charges in a game three times as well (versus Gardner-Webb, at Texas A&M at Georgia)
- Both Williams and Joe were teammates at Fort Smith Northside High School.**
 - Joe took 27 charges his freshman season at Arkansas and 24 as a sophomore.

Williams Named SEC co-Player of the Week

- Jaylin Williams averaged 16.5 points and 10.0 rebounds last week to be named SEC co-Player of the Week. He shared the honor with Auburn's Walker Kessler.
- He followed that with an 18-point, 8-rebound, 3-assist, 3-blocked shot and 2-steal performance at Ole Miss Wednesday, while taking two charges.
- Williams posted a career-high with 19 points and made a career-high 9-of-10 at the free throw line in a win over South Carolina. He added a career-high six steals while recording his fourth double-double in five games in Saturday's overtime win over Texas A&M.
- Overall versus Texas A&M, Williams became **the first major conference Division I player to have at least 14 points, 11 rebounds, six steals, three blocked shots and three assists since November 2010**, according to Sports Reference.
- vs. South Carolina**
 - Only played 26 minutes due to foul trouble but still scored a career-high 19 – hitting a career-high 9-of-10 free throws.
 - Was one rebound shy of a double-double.
 - Played 7:22 in the first half and 18:58 in the second. Was +24 for the game and +24 in the second half as Arkansas outscored the Gamecocks by 23 in the period (42-19). Had 10 points, eight rebounds, two assists and a steal in the second half alone.
- vs. Texas A&M**
 - Record his fifth double-double of the season with 14 points and 11 rebounds.
 - Added a career-high six steals with three assists and three blocked shots.
 - After a 9-0 A&M run to get to within one (51-50), converted an old-fashion 3-point play to end the spurt.
 - With Arkansas up one in overtime, had a dunk for a 3-point lead, 71-68 at 2:31.
 - Later (0:42), A&M hit a 3-pointer to get to within one (72-71). Williams then hit a jumper with 13 seconds left on the game clock (two ticks on the shot clock) to put the Hogs up 3.



ERIC MUSSELMAN LIVE RADIO SHOW

Once again, there will be 12 Arkansas basketball radio shows, all starting at 7 pm, at Sassy's BBQ and Grille (Steamboat Dr.) in Fayetteville.

Monday, Nov. 15
Monday, Nov. 29
Monday, Dec. 6
Monday, Dec. 13
Monday, Dec. 20
Monday, Jan. 3

Monday, Jan. 10
Monday, Jan. 17
Monday, Jan. 24
Monday, Jan. 31
Monday, Feb 7
Monday, Feb. 28



COURTSIDE WITH ERIC MUSSELMAN

There will be 10, 30-minute television shows featuring head coach Eric Musselman and co-host Chuck Barrett. Each show will air on Sunday, Please check local listings for times and channels in your area.

Sunday, Jan. 2
Sunday, Jan. 9
Sunday, Jan. 16
Sunday, Jan. 23
Sunday, Jan. 30

Sunday, Feb. 6
Sunday, Feb 13
Sunday, Feb 20
Sunday, Feb 27
Sunday, Mar 6



ARKANSAS
SPORTS PROPERTIES

LEARFIELD



RAZORBACK SPORTS NETWORK RADIO AFFILIATES

| | | | |
|-------------------------|-------------------|--------------------|-------------------|
| Batesville (Games) | KWOZ-FM - 103.3 | Glenwood | KHGZ-AM - 670 |
| Batesville (Coach Show) | KBTA-AM - 1340 | Hot Springs / Mena | KTTG-FM - 96.3 |
| Camden | KAMD-FM - 97.1 | Jonesboro | KEGI-FM - 100.5 |
| Camden (Coach Show) | KCXY-FM - 95.3 | Joplin, Mo. | KHST - FM - 101.7 |
| Crossett | KAGH-FM - 104.9 | Little Rock | KABZ-FM - 103.7 |
| Crossett | KAGH-AM - AM 800 | Magnolia | KZHE-FM - 100.5 |
| DeQueen | KDQN-FM - 92.1 | Marshall | KBCN-FM - 104.3 |
| DeWitt | KDEW-FM - 97.3 | Monett, MO | KKBL-FM - 95.9 |
| El Dorado | KAGL-FM - 93.3 | Monticello | KGPO-FM - 99.9 |
| Fayetteville | KQSM-FM - 92.1 | Morrilton | KCON-FM - 99.3 |
| Fayetteville (Games) | KYNG-AM - AM 1590 | Mountain Home | KOMT-FM - 93.5 |
| Fayetteville | KAKS-FM - 99.5 | Ozark | KDYN-FM - 96.7 |
| Fayetteville | KUOA-FM - 95.3 | Ozark | KDYN-AM - AM 1540 |
| Fayetteville | KUOA-AM - 1290 | Searcy | KRZS-FM - 99.1 |
| Forrest City | KBFC-FM - 93.5 | Texarkana | KKTK-AM - 1400 |
| Fort Smith | KERX-FM - 95.3 | Wynne | KWYN-FM - 92.5 |
| Glenwood | KHGZ-FM - 98.9 | | |

TAKING CHARGE

- According to records available (back to 2016-17), the following is a breakdown of the Razorbacks taking charges.

| Year | Team Tot | Player Leaders |
|----------|-----------------------|---|
| 2016-17: | 24 | 5 by Dustin Thomas and Anton Beard |
| 2017-18: | 47 | 8 by 3 players |
| 2018-19: | 71 | 27 by Isaiah Joe |
| | 24 by Gabe Osabuohien | |
| 2019-20: | 43 | 18 by Isaiah Joe (missed 5 games to injury) |
| 2020-21: | 60 | 16 by Jaylin Williams |
| 2021-22: | 53 | 30 BY JAYLIN WILLIAMS |

Toney Tops 1K

- Au'Diese Toney scored his 1,000th point at Georgia with a fastbreak layup at the 8:32 mark of the first half at Georgia. He entered the needing just four points and now has 1,006.
- Part of his success this year has been his career year at the free throw line. He has made a career-best 71 free throws while shooting a career-best 77.2% from the stripe.
 - He was a 66.2% FT shooter in his three years at Pitt.
- Toney is also shooting a career-best 58.95% from the field. He was just a 42.6% shooter from the field in three years at Pitt.

Au'Some In KC

- Au'Diese Toney was named **Hall of Fame Classic MVP** as he led the team in both scoring (16.0 avg) and rebounding (9.0 avg).
 - Scored 13 vs K-State and 19 vs Cincinnati while grabbing nine rebounds in each game.
 - Was a combined 12-of-15 at the free throw line in Kansas City.

Toney Returns to Form, Especially Last 6

- Au'Diese Toney was the team's second-leading scorer through the first eight games. His production was down in games 9-13 before returning to form of late and reclaim his spot as the team's second-leading scorer at 11.0 ppg.
- Versus Vandy**, Au'Diese Toney had his first 20-point game as a Razorback, scoring 16 of his 20 in the 2nd half (5-of-5 FG)
 - Tied a season-high with three assists.
 - Was 6-of-7 from the field - including 5-of-5 in the 2nd half
 - Was 7-of-9 at the free throw line.
- Toney played a season 38:40 **at LSU** (including the whole second half).
 - Had 12 points (4-of-8 FG - 4-of-6 FT) with four rebounds.
 - Didn't get credit for a rebound, but after JD Notae missed the front end of a 1-and-1 with Arkansas up three and 22 seconds left, Toney tipped the miss that Stanley Umude corralled and turned into a layup for a 5-point cushion.*
- Versus South Carolina**, Toney pumped in 13 points with **eight rebounds (5 offensive) and a season-high three steals**.
- At Ole Miss**, his offensive line was not off the charts. However, he was +12 - the only Razorback in double digits for Plus-Minus. What didn't show up was his stellar defense as he was named the team's defensive player of the game.
- Versus West Virginia**, Toney turned in his best offensive and defensive game since the Hall of Fame Classic. First, he scored a team-best 19 points (6-of-8 FG and 7-of-8 FT) with seven rebounds and a season-high three assists. On defense, he held WVU's leading scorer Taz Sherman to 4-of-11 shooting and seven of Sherman's 15 points came in the final 2 minutes.

LAST 6 GAMES

| | | | | | | |
|---------------|-----------------|-----------------|----------------|-----------------|-----------------|------------------------|
| at LSU | 4-8 FG | 4-6 FT | 4 rebs | 0 ast | 1 steal | |
| S CAR | 5-12 FG | 3-4 FT | 8 rebs | 1 ast | 3 steals | 20:00 in 2nd half |
| TX A&M | 4-8 FG | 4-4 FT | 6 rebs | 1 ast | 1 steal | 20:00 in 2nd half |
| at OM | 2-5 FG | 3-4 FT | 5 rebs | 1 ast | 1 steal | 20:00 in 2nd half |
| WEST VA | 6-8 FG | 7-8 FT | 7 rebs | 3 ast | 0 steals | 20:00 in 2nd half |
| at UGA | 4-6 FG | 1-1 FT | 1 reb | 1 ast | 1 steal | |
| TOTALS | 25-47 FG | 22-27 FT | 5.8 rpg | 1.17 apg | 1.15 spg | Avg 36.5 min/gm |

Très Magnifique vs Mizzou and at Ole Miss

- Trey Wade was a late arrival to summer workouts as they waited for paperwork to clear. Then, he injured his knee and missed another month in the preseason.
 - However, Wade is one of six Razorbacks to play in all 20 games although his production has been inconsistent at best until the Razorbacks' five-game winning streak.
- | | | | | | | | | | |
|--------------------|------------------|-----------------|----------------|---------------|----------------|--------------|--------------|--------------|---------------|
| GMS 1-15 | 130 min | 12-25 FG | 2-5 3PT | 2-4 FT | 20 rebs | 8 AST | 4 BLK | 2 STL | 28 pts |
| GM16 vs MIZ | 31:55 min | 7-10 FG | 1-1 3PT | 2-3 FT | 5 rebs | 3 AST | 2 BLK | 3 STL | 17 pts |
| GM20 at OM | 39:40 min | 5-5 FG | 2-2 3PT | 0-1 FT | 5 rebs | 4 AST | 0 BLK | 0 STL | 12 pts |
- Wade had only scored 10 points in the seven games prior to Missouri but scored 12 alone in the 1st half vs Mizzou
 - Wade had a 12 defensive ball touches - the second-best, single-game total by a Razorback this season.
 - Had seven deflections three steals and two blocked shots
 - At Ole Miss, Wade did not miss a shot (5-5 FG; 2-2 3 PT) with 4 assists and five rebounds.

Umude Opens SEC Play in Fine Fashion

- Stanley Umude is coming off his best game as a Razorback with 31 pints at Georgia. Overall, his play has been solid since SEC play began, including the opening two games in the league.
- Umude scored 19 points in the SEC opener at Miss State and followed that with a season-high

20-MINUTE MEN

- Times a Razorback has played all 20 minutes of a half - all second half unless **(noted)**.

| | | | |
|-----------------|-----|----------------|----|
| JD Notae | 10x | Au'Diese Toney | 8x |
| Jaylin Williams | 3x | Stanley Umude | 3x |
| Davonte Davis | 2x | Trey Wade | 2x |
| Chris Lykes | 1x | | |

| | |
|-------------|--|
| vs Mercer | JD Notae, Au'Diese Toney |
| vs UNI | JD Notae, Au'Diese Toney, Chris Lykes |
| vs Cincy | JD Notae |
| vs Penn | JD Notae, Davonte Davis |
| vs LR | Au'Diese Toney |
| vs Okla | JD Notae, Au'Diese Toney, Davonte Davis |
| at Miss St | Jaylin Williams |
| vs Vandy | JD Notae, Stanley Umude |
| vs Mizzou | JD Notae (1st) |
| at LSU | Jaylin Williams, Au'Diese Toney |
| vs USC | JD Notae |
| vs TX A&M | Jaylin Williams, Stanley Umude (5 in OT), Au'Diese Toney (5 in OT) |
| at Ole Miss | JD Notae, Au'Diese Toney, Trey Wade |
| vs WVU | JD Notae, Au'Diese Toney, Trey Wade |
| at UGA | Stanley Umude (1st) |

- 28 points vs Vandy.
- Both outputs were team highs for those games.

1ST 2 SEC GAMES

| | | | | | |
|---------------|----------|---------|--------|----------|--------|
| at Miss State | 7-12 FG | 2-4 3PT | 3-4 FT | 2 steals | 19 pts |
| vs Vandy | 11-20 FG | 3-7 3PT | 3-4 FT | 3 steals | 28 pts |

THEN IN BACK-TO-BACK HOME WINS

| | | | | | | | | | |
|--------|---------|---------|--------|-------|-------|------|-------|-------|--------|
| S CAR | 4-8 FG | 0-2 3PT | 4-6 FT | 6 reb | 0 ast | 1 TO | 2 blk | 2 stl | 12 pts |
| TX A&M | 5-14 FG | 1-5 3PT | 4-4 FT | 7 reb | 3 ast | 0 TO | 1 blk | 3 stl | 15 pts |

- Umude ranked 9th in the NCAA in scoring last season (21.6 ppg) at South Dakota.

Davis Has Career Game vs Oklahoma

- Davonte Davis was the lone bright spot in the loss to Oklahoma.
 - Scored a career-high 26 points** - his 2nd career 20-point game • previous career-high was 20 vs Georgia (1/9/21)
 - Made and took a career-high 9-of-21 FG
 - Made and took a career-high 4-of-8 3PT - entered the game with just 6 career 3's made in 39 games**
 - Played a career-high 38:56 minutes

Lykes Likes Line (Clutch Inside 3 Minutes)

- Chris Lykes was an uncharacteristic 3-of-6 at the free throw line in the overtime win over Texas A&M and he did not attempt a free throw at Ole Miss before going 4-of-4 vs WVU.
 - However, he still ranks 4th in the SEC in free throws made (77).**
 - He made 21 straight at the free throw line spanning five games** (missed his final attempt vs Vandy).
 - Inside the final 3 minutes of game, Lykes is 34-of-37 (91.9%) at the free throw line.**
- ### BIG GAMES FOR LYKES
- He **led the team in scoring in back-to-back games** with 26 points versus Northern Iowa and 14 versus Kansas State.
 - The 26-point performance versus UNI was two points off his career high and his 17th career 20-point game. **It was just the 11th time since Arkansas joined the SEC (1991-92) that a Razorback scored 26+ points off the bench.** (HogStats)
 - Versus K-State, scored a game-high 14 pts (tied) and was 10-of-10 from the free throw line inside the final 1:46 to seal the win.
 - Versus **Cincinnati**, Lykes was 8-of-10 from the free throw line, including 4-of-4 inside the final 21 seconds to seal the win.
 - He only scored nine points versus UCA but had a season-high five assists.
 - Versus **Hofstra**, Lykes made four 3's to tie a season high and had a season-high three steals.
 - Lykes was 4-of-9 vs Hofstra and he was 4-of-7 versus UNI
 - Between those games (7 game span) he was just 4-of-22 from deep.
 - Lykes led Arkansas versus **Elon**, scoring 21 points on just eight field goal attempts. He was 12-of-12 at the line.
 - At Georgia**, Lykes only scored nine points but he had season-highs in assists (7) and steals (4). Three of the steals came on UGA inbound passes after a Razorback score.


SIGNING CLASS OF 2022

- **HIGHEST RATED RECRUITING CLASS IN SCHOOL HISTORY (#2 247SPORTS COMPOSITE - #2 ESPN - #3 247SPORTS - #5 RIVALS)**
- **Only school with FIVE on the Sports Illustrated All-American SI99. All five are also McDonald's All-American nominees.**
- First time to sign two, 5-stars (Nick Smith Jr., and Jordan Walsh) in the same class
- In fact, Arkansas now has only signed six, 5-stars since 2004. Smith and Walsh are the only two Razorback signees to rank among the ESPN top 10 (dating back to 2007).
- **Nick Smith Jr., and Jordan Walsh are on the 2022 Jersey Mike's Naismith High School Trophy Watch List and both are 1 of 25 on its All-Midseason Team.**
- **Arkansas had never had a class with at least four players among the ESPN top 100 until Eric Musselman's arrival and his staff has done so twice (class of 2020 and class of 2022)**
- Since 2004, only four recruiting classes have ranked among the top 10 and Musselman's staff owns two of those - class of 2020 was #5 ESPN / #9 247Sports and class of 2022 ranks #2 in both ESPN and 247Sports.




Barry Dunning Jr.
6-6, 195, G
Mobile, Ala.
McGill Toolen Catholic HS

- **#78 on the SI99 All-American list**
- **McDonald's All-American Nominee**
- 4-Star - 76th overall by ESPN / #20 small forward in the nation
- 4-Star - 91st overall by 247Sports Composite / #25 small forward in the nation
- 3-star - 125th overall by 247Sports / #32 small forward in the nation
- 3-Star - 131st overall by Rivals / #36 small forward in the nation
- **Rated #1 player in the state of Alabama by ESPN, 247Composite, 247Sports**
- **2021 Gatorade Alabama Player of the Year**
- 2021 first team Class 6A All-State selection by the Alabama Sports Writers Association
- 1 of 5 statewide players selected to the ASWA Super All-State Team
- Averaged 21.5 points and 11.3 rebounds per game as a junior for the Yellow Jackets ... Also recorded 3.1 assists, 2.1 steals and 1.8 blocks per game




Derrian Ford
6-4, 210, G
Magnolia, Ark.
Magnolia HS

- **#71 on the SI99 All-American list**
- **McDonald's All-American Nominee**
- 4-Star - 55th overall by 247Composite / #10 combo guard in the nation
- 4-Star - 58th overall by Rivals / #11 shooting guard in the nation
- 4-Star - 59th overall by 247Sports / #11 combo guard in the nation
- 4-Star - 68th overall by ESPN / #13 shooting guard in the nation
- **2021 Gatorade Arkansas Player of the Year**
- Rated #3 player in the state of Arkansas by ESPN and 247Sports
- **2021 Class 4A Player of the Year by the Arkansas Basketball Coaches Association**
- 2021 Arkansas Democrat-Gazette first team All-Arkansas Preps (all divisions)
- Led the Panthers to a 23-1 record and the Class 4A semifinals in 2021
- Averaged 23.2 points, 7.1 rebounds and 3.0 assists as a junior
- Class 4A State Tournament MVP as a freshman and sophomore, leading his team to back-to-back championships (2019 and 2020) ... Had 54-game win streak snapped in the 2021 4A state semifinals, falling to Morrilton
- As a sophomore, tabbed first team Arkansas All-State team by MaxPreps
- Has a 4.0 GPA



Joseph Pinion
6-6, 185, F
Morrilton, Ark.
Morrilton HS

- **#93 on the SI99 All-American list**
- **McDonald's All-American Nominee**
- 4-Star - 93rd overall by ESPN / #16 shooting guard in the nation
- 4-star - 98th overall by 247Sports Composite / #27 small forward in the nation
- 3-Star - 125th overall by Rivals / #34 small forward in the nation
- 3-Star - 135th overall by 247Sports / #34 small forward in the nation
- **2021 Arkansas Democrat-Gazette first team All-Arkansas Preps (all divisions)**
- Led Morrilton to the 2021 Class 4A title game as a junior
- Averaged 17.2 points, 6.4 rebounds, 3 assists, 2 steals and 1 block per game as a junior ... Shot 58% from two-point range, 40 percent from three and 74 percent at the free throw line
- As a sophomore, averaged 18 points, 7.9 rebounds, 1.3 assists, 1.6 steals and 1.4 steals ... As a freshman, averaged 12.3 points, 4.4 rebounds, 2 assists, 1 steal and 1 block



Nick Smith Jr.
6-5, 185, G
North Little Rock, Ark.
North Little Rock HS

- **1 of 10 semifinalist for the Jersey's Mike's Naismith HS Boys Player of the Year**
- **McDONALD'S ALL-AMERICAN**
- **#3 on the SI99 All-American list**
- **Was on the Jersey Mike's Naismith High School Boys Midseason Team**
- **5-Star - 6th overall by ESPN / #4 shooting guard in the nation**
- **5-star - 5th overall by 247Sports / #1 combo guard in the nation**
- **5-Star - 6th overall by 247Composite / #2 combo guard in the nation**
- **5-Star - 16th overall by Rivals / #2 point guard in the nation**
- **At #6 by ESPN, is the third-highest rated player to ever sign with Arkansas trailing Corliss Williamson (ranked either #1 or #2 by all the recruiting services) and Al Jefferson (ranked #3 by 247Sports and #4 by Rivals in 2004).**
- **On the 2021-22 Jersey Mike's Naismith National High School Player of the Year Watch List**
- Consensus #1 player from Arkansas by the recruiting websites
- **2021 MaxPreps Arkansas High School Basketball Player of the Year**
- 2021 Arkansas Democrat-Gazette All-Arkansas Preps (all divisions) Player of the Year ... Averaged 25 points, 5 rebounds and 4 assists
- 2020 Arkansas Democrat-Gazette All-Arkansas Preps Underclassman of the Year ... Averaged 21.3 points, 3 rebounds and 3 steals
- Played at Sylvan Hills as a junior and sophomore
- In the summer of 2021, led Brad Beal Elite AAU team to a 6-2 record and the finals of Peach Jam while averaging 18.6 points, 3 rebounds and 3 assists per game ... Scored 31 points (10-of-18 shooting) in the championship game and became the first player since NBA star Michael Porter Jr. to score more than 30 in the finals.



Jordan Walsh
6-7, 200, F
Desoto, Texas
Link Year (Mo.) Academy

- **McDONALD'S ALL-AMERICAN**
- **#32 on the SI99 All-American list**
- **Was on the 25-man Jersey Mike's Naismith High School Boys Midseason Team**
- **5-Star - 10th overall by ESPN / #4 small forward in the nation**
- **5-Star - 18th overall by 247Composite / #5 small forward in the nation**
- **5-Star - 20th overall by 247Sports / #6 small forward in the nation**
- 4-Star - 31st overall by Rivals / #11 small forward in the nation
- **Rated #1 player from Texas by ESPN and #2 in the state by 247Sports**
- **On the 2021-22 Jersey Mike's Naismith National High School Player of the Year Watch List**
- 2021 4A All-State as named by the Texas Association of Basketball Coaches
- In the summer of 2021, played for Drive Nation program on the Nike EYBL circuit and averaged 12.3 points, 7.4 points and 3.3 assists while shooting better than 50% inside the arc ... Tallied three double-doubles, including a 17-point, 10-rebound, 4-assist effort
- As a junior at Oak Cliff's Faith and Family Academy, averaged 18 points, 11 rebounds, five assists, 2.4 steals and 2.3 blocks per game for a squad that finished 25-6 and advanced to the Class 4A state semifinals
- Also led the Eagles to the state semifinals as a sophomore before the remainder of the state tournament was canceled due to COVID-19
- As a freshman, led Faith and Family to a 36-6 record and its first Class 4A state title ... In fact, his dunk just before the final buzzer provided the 53-51 victory against Liberty Hill



2021-22 SEC STANDINGS

Through Feb. 3, 2022



| | SEC | PCT. | HOME | AWAY | OVERALL | PCT. | HOME | ROAD | NEUTRAL | STRK |
|-------------------|------------|-------------|------------|------------|-------------|-------------|-------------|------------|------------|-----------|
| Auburn | 9-0 | 1.000 | 5-0 | 4-0 | 21-1 | .955 | 12-0 | 6-0 | 3-1 | W18 |
| Kentucky | 7-2 | .750 | 5-0 | 2-2 | 18-4 | .818 | 14-0 | 3-3 | 1-1 | W3 |
| Arkansas | 6-3 | .667 | 3-1 | 3-2 | 17-5 | .773 | 12-1 | 3-2 | 2-2 | W7 |
| Tennessee | 6-3 | .667 | 5-0 | 1-3 | 15-6 | .714 | 12-0 | 2-4 | 1-2 | W1 |
| Mississippi State | 5-3 | .625 | 5-0 | 0-3 | 14-7 | .667 | 12-1 | 0-4 | 2-2 | W1 |
| Alabama | 4-5 | .444 | 3-1 | 1-4 | 14-8 | .636 | 10-1 | 1-5 | 3-2 | L1 |
| Florida | 4-5 | .444 | 2-2 | 2-3 | 14-8 | .636 | 9-3 | 2-4 | 3-1 | W2 |
| LSU | 4-5 | .444 | 3-2 | 1-3 | 16-6 | .727 | 11-2 | 1-4 | 4-0 | L1 |
| South Carolina | 4-5 | .444 | 2-2 | 2-3 | 13-8 | .619 | 9-2 | 2-5 | 2-1 | L2 |
| Texas A&M | 4-5 | .444 | 2-2 | 2-3 | 15-7 | .682 | 10-2 | 3-3 | 2-2 | L5 |
| Vanderbilt | 3-6 | .333 | 1-3 | 2-3 | 11-10 | .524 | 6-6 | 4-4 | 1-0 | 11 |
| Ole Miss | 3-6 | .333 | 2-3 | 1-3 | 12-10 | .545 | 10-4 | 1-3 | 1-3 | W2 |
| Missouri | 2-6 | .250 | 1-3 | 1-3 | 8-13 | .381 | 6-5 | 1-6 | 1-2 | L4 |
| Georgia | 1-8 | .111 | 1-3 | 0-5 | 6-16 | .273 | 6-8 | 0-6 | 0-2 | L2 |

AP (Jan 31)

| | |
|------------------------|-------------------|
| 1 AUBURN (49) | 20-1 1,508 |
| 2 Gonzaga (12) | 17-2 1,475 |
| 3 UCLA | 16-2 1,338 |
| 4 Purdue | 18-3 1,282 |
| 5 KENTUCKY | 17-4 1,195 |
| 6 Houston | 18-2 1,164 |
| 7 Arizona | 17-2 1,159 |
| 8 Baylor | 18-3 1,141 |
| 9 Duke | 17-3 1,107 |
| 10 Kansas | 17-3 1,014 |
| 11 Wisconsin | 17-3 938 |
| 12 Villanova | 16-5 807 |
| 13 Michigan State | 16-4 751 |
| 14 Texas Tech | 16-5 741 |
| 15 Providence | 18-2 709 |
| 16 Ohio State | 13-5 548 |
| 17 UConn | 15-4 483 |
| 18 Illinois | 15-5 455 |
| 19 Southern California | 18-3 337 |
| 20 Iowa State | 16-5 324 |
| 21 Xavier | 15-5 255 |
| 22 TENNESSEE | 14-6 234 |
| 23 Texas | 16-5 203 |
| 24 Marquette | 15-7 188 |
| 25 LSU | 16-5 180 |

RECEIVING VOTES: **ALABAMA 97**, Murray State 42, Saint Mary's 32, Boise State 32, Miami (FL) 29, Indiana 22, Davidson 10, **ARKANSAS 7**, Iowa 6, Iowa 6, TCU 4, Notre Dame 4, Loyola Chicago 4, Colorado State 3, Toledo 1.

COACHES (Jan 31)

| | |
|------------------------|-----------------|
| 1 AUBURN (16) | 20-1 784 |
| Gonzaga (16) | 17-2 784 |
| 3 Purdue | 18-3 691 |
| 4 UCLA | 16-2 647 |
| 5 Arizona | 17-2 618 |
| 6 Duke | 17-3 604 |
| 7 KENTUCKY | 17-4 595 |
| 8 Baylor | 18-3 584 |
| 9 Houston | 18-2 567 |
| 10 Kansas | 17-3 511 |
| 11 Wisconsin | 17-3 478 |
| 12 Villanova | 16-5 461 |
| 13 Michigan St | 16-4 405 |
| 14 Texas Tech | 16-5 386 |
| 15 Providence | 18-2 384 |
| 16 Ohio St. | 13-5 296 |
| 17 Connecticut | 15-4 260 |
| 18 Illinois | 15-5 256 |
| 19 Southern California | 18-3 199 |
| 20 TENNESSEE | 14-6 147 |
| 21 Texas | 16-5 134 |
| 22 Iowa State | 16-5 129 |
| 23 Xavier | 15-5 113 |
| 24 Marquette | 15-7 80 |
| 25 LSU | 16-5 78 |

RECEIVING VOTES: **ALABAMA 39**; Boise State 27; Saint Mary's 22; Colorado St. 22; Miami-Florida 19; Indiana 16; Texas Christian 10; Murray St. 9; Wake Forest 8; Davidson 8; Iowa 7; Florida State 7; Seton Hall 5; Notre Dame 3; **ARKANSAS 3**; Wyoming 1; Toledo 1; **OKLAHOMA 1**.

UPCOMING SEC SCHEDULE

| Saturday, February 5 | TV | CT |
|---------------------------------|---------|----------|
| *Auburn at Georgia | SEC | 12:00 pm |
| *Tennessee at South Carolina | CBS | 12:00 pm |
| *Ole Miss at Florida | SEC | 2:30 pm |
| *Missouri at Texas A&M | ESPN2 | 3:00 pm |
| *LSU at Vanderbilt | SEC | 5:00 pm |
| *Kentucky at Alabama | ESPN | 7:00 pm |
| *Miss State at Arkansas | SEC | 7:30 pm |
| Tuesday, February 8 | TV | CT |
| *Auburn at Arkansas | ESPN/2 | 6:00 pm |
| *Kentucky at South Carolina | ESPN/2 | 6:00 pm |
| *LSU at Texas A&M | SEC | 6:00 pm |
| *Missouri at Vanderbilt | SEC | 8:00 pm |
| Wednesday, February 9 | TV | CT |
| *Georgia at Florida | SEC | 5:30 pm |
| *Alabama at Ole Miss | SEC | 7:30 pm |
| *Tennessee at Mississippi State | ESPN2/U | 8:00 pm |

HOGS RANKING BY WEEK

| WEEK | AP | COACH | NET |
|-----------|-----------|------------|---------|
| Preseason | 16 | 15 | No Poll |
| Ncv. 15 | 16 | No Poll | No Poll |
| Ncv. 22 | 13 | 12 | No Poll |
| Ncv. 29 | 10 | 9 | No Poll |
| Dec. 6 | 12 | 10 | 44 |
| Dec. 13 | 24 | 19 | 67 |
| Dec. 20 | (31) RV-9 | (26) RV-36 | 91 |
| Dec. 27 | -- | (26) RV-36 | 90 |
| Jan. 3 | -- | (30) RV-15 | 90 |
| Jan. 10 | -- | -- | 92 |
| Jan. 17 | -- | -- | 56 |
| Jan. 24 | -- | -- | 55 |
| Jan. 31 | (33) RV-7 | (T39) RV-3 | 46 |
| Feb. 7 | | | |
| Feb. 14 | | | |
| Feb. 21 | | | |
| Feb. 28 | | | |
| Mar. 7 | | | |
| Mar. 14 | | | |
| Apr. 5 | | | |

ARKANSAS IN THE POLLS

Ranking in AP Poll unless " * " indicating only ranked in the Coaches Poll

| As | Overall | H | A | N | Last Meeting | Last Win |
|--------|---------|--------|--------|----------|---|--|
| As #1 | 16-4 | 8-0 | 6-2 | 2-2 | W, 97-79 vs #14 Georgetown @MEM (11/27/94) | Same |
| As #2 | 38-4 | 17-1 | 7-0 | 14-3 | W, 76-72 vs #2 Duke @NCAA (4/4/94) | Same |
| As #3 | 29-5 | 13-0 | 10-5 | 6-0 | W, 97-79 vs Tennessee (1/7/95) | Same |
| As #4 | 13-2 | 8-0 | 3-2 | 2-0 | W, 94-71 at Missouri (12/3/94) | Same |
| As #5 | 13-8 | 1-1 | 2-4 | 10-3 | L (OT), 93-95 vs #3 Kentucky @SEC (3/12/95) | 69-58 vs #20 Alabama @SEC (3/11/95) |
| As #6 | 18-3 | 6-0 | 5-0 | 7-3 | L, 78-89 vs #1 UCLA @NCAA (4/3/95) | 75-68 vs #4 N. Carolina @NCAA (4/1/95) |
| As #7 | 18-1 | 4-0 | 7-0 | 7-1 | W, 68-66 vs Auburn (3/4/95) | Same |
| As #8 | 9-10 | 6-1 | 1-5 | 2-4 | L, 71-78 vs LSU @SEC (3/13/21) | 70-64 vs Missouri @SEC (3/12/21) |
| As #9 | 22-5 | 5-1 | 6-1 | 11-3 | W, 94-92 vs #5 Kentucky (1/29/95) | Same |
| As #10 | 17-4 | 8-1 | 2-1 | 6-2 | W, 93-78 vs Little Rock (12/4/21) | Same |
| As #11 | 20-6 | 10-2 | 6-4 | 4-0 | W, 89-73 vs South Carolina (2/15/92) | Same |
| As #12 | 22-9 | 11-0 | 8-5 | 2-4 | L, 88-66 vs Oklahoma (12/11/21) | 86-66 vs Charlotte (12/8/21) |
| As #13 | 17-5 | 11-1 | 3-4 | 3-0 | W, 76-60 vs Penn (11/28/21) | Same |
| As #14 | 28-4 | 12-0 | 8-1 | 8-3 | W, 93-83 vs Vanderbilt (2/7/98) | Same |
| As #15 | 15-3 | 4-1 | 9-1 | 2-1 | L, 54-63 vs Southern Miss (11/18/00) | 90-68 vs Tennessee State (11/17/00) |
| As #16 | 17-6 | 12-1 | 3-4 | 2-1 | W, 93-80 vs UNI (11/17/21) | Same |
| As #17 | 15-8 | 5-0 | 5-2 | ****5-6 | L, 72-82 vs #21 Iowa @NCAA (3/13/99) | 94-80 vs Siena @NCAA (3/11/99) |
| As #18 | 18-9 | *9-4 | 7-4 | 2-1 | L, 78-81 vs LSU (3/7/15) | 78-74 at South Carolina (3/5/15) |
| As #19 | 16-7 | 8-2 | 3-3 | 5-2 | L, 82-96 vs Ole Miss (1/17/15) | 67-45 vs Wofford (11/9/07) |
| As #20 | 24-4 | **11-0 | 1-0 | ****12-4 | W, 83-75 vs LSU (2/27/21) | Same |
| As #21 | 6-4 | 3-0 | 0-1 | 3-3 | L, 78-87 vs #15 N. Carolina @NCAA (3/21/15) | 56-53 vs Wofford @NCAA (3/19/15) |
| As #22 | 8-5 | 4-1 | 2-3 | 2-1 | L, 77-78 at Auburn (1/6/18) | 84-79 (OT) vs Miss State @SEC (3/6/99) |
| As #23 | 5-1 | 4-0 | 1-1 | 0-0 | W, 82-70 vs Vanderbilt (1/10/15) | Same |
| As #24 | 7-1 | 4-0 | 3-0 | 0-1 | L, 89-81 vs Hofstra @ NLR (12/18/21) | Same |
| As #25 | 5-2 | 5-0 | 0-1 | 0-1 | W, 94-77 vs Iowa (11/30/14) | Same |
| TOT. | 412-122 | 189-17 | 108-56 | 115-49 | | |

ARKANSAS VERSUS THE POLLS

Ranking in AP Poll unless * indicating only ranked in the Coaches Poll

| Vs | Overall | H | A | N | Last Meeting | Last Win |
|---------------|------------|------------|------------|-------------|---|---------------------------------------|
| Vs #1 | 1-11 | 0-2 | 0-2 | 1-7 | L, 63-78 vs Kentucky (3/15/15) | 65-64 vs North Carolina @PB (2/12/84) |
| Vs #2 | 6-8 | 5-2 | 0-5 | 1-1 | W, 80-69 vs Florida (2/5/13) | Same |
| Vs #3 | 0-15 | 0-1 | 0-3 | 0-11 | L, 72-81 vs Baylor @ NCAA (3/29/21) | -- |
| Vs #4 | 5-12 | 2-2 | 1-7 | 2-3 | L, 66-70 at Kentucky (2/26/19) | 96-88 vs Oklahoma (12/30/08) |
| Vs #5 | 4-4 | 4-1 | 0-1 | 0-2 | W, 74-71 vs Texas A&M (1/27/16) | Same |
| Vs #6 | 6-11 | 3-3 | 0-5 | 3-3 | W, 81-66 vs Alabama (2/25/21) | Same |
| Vs #7 | 1-5 | 1-0 | 0-1 | 0-4 | W, 67-64 vs Texas (1/6/09) | Same |
| Vs #8 | 3-4 | 2-0 | 1-3 | 0-1 | L, 65-82 vs Kentucky @SEC (3/12/17) | 88-61 vs Alabama (1/6/07) |
| Vs #9 | 2-5 | 0-0 | 1-4 | 1-1 | L, 74-79 at Tennessee (2/6/21) | 91-82 vs Arizona @NCAA (4/2/94) |
| Vs #10 | 5-4 | 2-2 | 2-1 | 1-1 | W (OT), 86-81 at Missouri (2/13/21) | Same |
| Vs #11 | 5-8 | 2-2 | 1-4 | 2-2 | L (OT), 76-79 vs Auburn (2/4/20) | 104-93 vs Missouri (12/5/95) |
| Vs #12 | 7-9 | 2-2 | 2-4 | *3-3 | W, 65-58 at LSU (1/15/22) | Same |
| Vs #13 | 6-3 | 3-0 | 0-1 | 3-2 | L, 66-84 vs Tennessee @SEC (3/10/18) | 87-85 vs Kentucky (1/14/14) |
| Vs #14 | 5-7 | 3-2 | 0-3 | 2-2 | L, 64-67 at Texas Tech (1/26/19) | 91-82 vs Auburn (2/27/18) |
| Vs #15 | 3-5 | 3-0 | 0-2 | 0-3 | L, 78-88 vs N. Carolina @NCAA (3/21/15) | 98-88 vs Mississippi State (1/7/12) |
| Vs #16 | 3-7 | 1-2 | 0-4 | 2-1 | L, 73-80 at Tennessee (3/3/10) | 72-52 vs LSU (12/07) |
| Vs #17 | 3-3 | 1-2 | 1-0 | 1-1 | W (OT), 71-67 at Kentucky (2/27/14) | Same |
| Vs #18 | 5-7 | 1-2 | 2-3 | 2-2 | L, 67-84 at Ole Miss (1/19/19) | 80-73 at Ole Miss (1-31-10) |
| Vs #19 | 8-3 | 3-1 | 3-1 | 2-1 | W, 90-89 at LSU (2/2/19) | Same |
| Vs #20 | 10-5 | 4-2 | 1-2 | 5-1 | L, 69-92 at Texas A&M (1/2/16) | 66-64 vs Michigan (1/21/12) |
| Vs #21 | 5-3 | 2-1 | 1-0 | 2-2 | W, 68-66 vs TX Tech @NCAA (3/21/21) | Same |
| Vs #22 | 4-2 | 4-1 | 0-1 | 0-0 | W (OT), 77-76 vs Kentucky (2/23/11) | Same |
| Vs #23 | 3-7 | 1-2 | 0-3 | 2-2 | W, 80-72 vs Florida @SEC (3/9/18) | Same |
| Vs #24 | 2-4 | 1-2 | *0-1 | *1-1 | *L, 59-90 at Alabama (1/16/21) | *86-72 vs Indiana @NCAA (3/21/08) |
| Vs #25 | 4-4 | *3-2 | 0-0 | 1-2 | L, 72-81 vs Florida (12/29/16) | 82-74 vs Vanderbilt (1/31/16) |
| TOT. | 104-156 | 53-36 | 15-61 | 36-59 | L, 72-81 vs #3 Baylor @NCAA (3/29/21) | 68-66 vs #21 TX Tech @NCAA (3/21/21) |

LAST TIME HOGS WON AS TOP 25

| | HOME | ROAD | NEUTRAL |
|-------------------|----------|-------------|----------|
| #1: Miss State | 3/5/94 | LSU | 3/2/94 |
| #2: NW (La) St | 12/4/93 | Baylor | 1/26/91 |
| #3: Tennessee | 1/7/95 | Ole Miss | 1/4/95 |
| #4: Jackson St. | 11/30/94 | Missouri | 12/03/94 |
| #5: Miss State | 1/11/95 | Tennessee | 1/29/94 |
| #6: Montevallo | 2/5/94 | UAB | 1/27/90 |
| #7: Auburn | 3/4/95 | Florida | 2/28/95 |
| #8: Montevallo | 2/25/95 | LSU | 2/22/95 |
| #9: Kentucky | 1/29/95 | S. Carolina | 1/21/95 |
| #10: Little Rock | 12/4/21 | Alabama | 2/15/95 |
| #11: S. Carolina | 2/15/92 | Alabama | 11/29/89 |
| #12: Charlotte | 12/7/21 | S. Carolina | 3/2/21 |
| #13: Penn | 11/28/21 | S. Carolina | 1/9/93 |
| #14: Vanderbilt | 2/7/98 | Alabama | 2/13/93 |
| #15: Tenn State | 11/27/00 | Miss State | 1/31/98 |
| #16: UNI | 11/17/21 | S. Alabama | 12/30/91 |
| #17: SE Mo. State | 11/27/82 | Florida | 2/6/93 |
| #18: Texas A&M | 2/24/15 | S. Carolina | 3/5/15 |
| #19: Wofford | 11/9/07 | Wake Forest | 12/23/98 |
| #20: LSU | 2/27/21 | LSU | 1/22/99 |
| #21: North Texas | 12/05/00 | -- | (0-1) |
| #22: Providence | 1/23/99 | Memphis | 1/10/98 |
| #23: Vanderbilt | 1/10/15 | Georgia | 1/6/15 |
| #24: Florida | 2/16/21 | Ole Miss | 2/14/15 |
| #25: Iowa | 11/30/14 | -- | (0-1) |

LAST TIME HOGS WON VS TOP 25

| | HOME | ROAD | NEUTRAL |
|-----------------|----------|-------------|---------|
| #1: -- | (0-2) | -- | (0-2) |
| #2: Florida | 2/5/13 | -- | (0-5) |
| #3: -- | (0-1) | -- | (0-3) |
| #4: Oklahoma | 12/30/08 | Kentucky | 2/9/94 |
| #5: Texas A&M | 1/27/16 | -- | (0-1) |
| #6: Alabama | 2/24/21 | -- | (0-5) |
| #7: Texas | 1/6/09 | -- | (0-1) |
| #8: Alabama | 1/6/07 | Kentucky | 1/25/92 |
| #9: -- | -- | Arizona | 12/6/92 |
| #10: Florida | 2/18/06 | Missouri | 2/13/21 |
| #11: Missouri | 12/5/95 | Texas | 2/1/79 |
| #12: Texas | 2/6/82 | LSU | (2-4) |
| #13: Kentucky | 1/14/14 | -- | (0-1) |
| #14: Auburn | 2/27/18 | -- | (0-3) |
| #15: Miss State | 1/7/12 | -- | (0-2) |
| #16: LSU | 1/20/07 | -- | (0-4) |
| #17: Ole Miss | 2/5/10 | Kentucky | 2/27/14 |
| #18: Vanderbilt | 3/1/08 | Ole Miss | 1/31/08 |
| #19: Auburn | 3/5/00 | LSU | 2/2/19 |
| #20: Michigan | 1/21/12 | Alabama | 2/28/01 |
| #21: Texas A&M | 2/15/18 | S. Carolina | 2/15/17 |
| #22: Kentucky | 2/23/11 | -- | (0-1) |
| #23: LSU | 3/3/92 | Texas | 3/3/91 |
| #24: UAB | 1/2/00 | -- | (0-1*) |
| #25: Vanderbilt | 1/31/12 | -- | (0-0) |

VERSUS 2021-22 OPPONENTS

NON-CONFERENCE

| School | Gms | Series Record | H | A | N | Last Meeting |
|------------------|-----|-----------------------|-----|-----|-----|----------------------------|
| Central Arkansas | 7 | Arkansas Leads, 7-0 | 4-0 | 3-0 | 0-0 | H - W, 100-75 (12/12/20) |
| Charlotte | 2 | Arkansas Leads, 2-0 | 2-0 | 0-0 | 0-0 | H - W, 86-66 (12/07/21) |
| Cincinnati | 5 | Arkansas Trails, 2-3 | 0-1 | 0-1 | 2-1 | N - W, 73-67 (11/23/21) |
| Elon | 2 | Arkansas Leads, 2-0 | 2-0 | 0-0 | 0-0 | W - H, 81-55 (12/21/21) |
| Gardner-Webb | 2 | Arkansas Leads, 2-0 | 2-0 | 0-0 | 0-0 | H - W, 86-69 (11/13/21) |
| Hofstra | 3 | Arkansas Leads, 2-1 | 1-0 | 0-0 | 1-1 | N - 89-81 @ NLR (12/18/21) |
| Kansas State | 12 | Arkansas Trails, 4-8 | 2-1 | 1-2 | 1-5 | N - W, 72-64 (11/22/21) |
| Little Rock | 1 | Arkansas Leads, 1-0 | 1-0 | 0-0 | 0-0 | H - W, 93-78 (12/04/21) |
| Mercer | 6 | Arkansas Leads, 5-1 | 2-0 | 0-0 | 3-1 | H - W, 74-61 (11/09/21) |
| Northern Iowa | 1 | Arkansas Leads, 1-0 | 1-0 | 0-0 | 0-0 | H - W, 93-80 (11/17/21) |
| Oklahoma | 29 | Arkansas Leads, 16-13 | 8-5 | 3-7 | 5-1 | N - L, 88-66 (12/11/21) |
| Penn | 1 | Arkansas Leads, 1-0 | 1-0 | 0-0 | 0-0 | H - W, 76-60 (1/28/21) |
| West Virginia | 2 | Arkansas Leads, 2-0 | 1-0 | 0-0 | 1-0 | H - W, 77-68 (01/29/22) |

SOUTHEASTERN CONFERENCE

| School | Gms | Series Record | H | A | N | Last Meeting |
|-------------------|------|------------------------|-------|-------|------|----------------------------|
| Alabama | 65 | Arkansas Leads, 36-29 | 20-6 | 8-21 | 8-2 | H - W, 81-66 (02/24/21) |
| • SEC Only | 55 | Arkansas Leads, 29-26 | 20-6 | 8-19 | 1-1 | |
| Auburn | 56 | Arkansas Leads, 36-20 | 22-5 | 13-14 | 1-1 | H - W, 75-73 (01/20/21) |
| • SEC Only | 55 | Arkansas Leads, 36-19 | 22-5 | 13-14 | 1-0 | |
| Florida | 39 | Arkansas Trails, 13-26 | 9-7 | 2-14 | 2-5 | H - W, 75-64 (02/16/21) |
| • SEC Only | SAME | | | | | |
| Georgia | 41 | Arkansas Leads, 25-16 | 12-3 | 6-10 | 6-3 | A - W, 99-73 (02/02/22) |
| • SEC Only | SAME | | | | | |
| Kentucky | 45 | Arkansas Trails, 12-33 | 7-8 | 4-15 | 1-10 | A - W, 81-80 (02/09/21) |
| • SEC Only | 40 | Arkansas Trails, 12-28 | 7-8 | 4-13 | 1-8 | |
| LSU | 73 | Arkansas Leads, 39-34 | 21-8 | 13-19 | 5-7 | A - W, 65-58 (01/15/22) |
| • SEC Only | 64 | Arkansas Leads, 35-29 | 21-8 | 12-18 | 2-3 | |
| Ole Miss | 84 | Arkansas Leads, 51-33 | 17-11 | 10-20 | 24-2 | A - W, 64-55 (01/26/22) |
| • SEC Only | 55 | Arkansas Leads, 29-27 | 17-10 | 10-18 | 1-0 | |
| Mississippi State | 66 | Arkansas Leads, 34-32 | 22-8 | 7-23 | 5-1 | A - L, 81-68 (12/29/21) |
| • SEC Only | 57 | Arkansas Leads, 29-28 | 21-7 | 6-21 | 2-0 | |
| Missouri | 57 | Arkansas Leads, 31-26 | 18-10 | 11-16 | 2-0 | H - W, 87-43 (01/12/22) |
| • SEC Only | 20 | Arkansas Leads, 12-8 | 8-2 | 3-6 | 1-0 | |
| South Carolina | 37 | Arkansas Leads, 22-15 | 12-5 | 7-8 | 3-2 | H - W, 75-59 (01/18/22) |
| • SEC Only | SAME | | | | | |
| Tennessee | 44 | Arkansas Trails, 21-23 | 11-4 | 4-14 | 6-5 | A - L, 79-74 (01/06/21) |
| • SEC Only | 40 | Arkansas Trails, 18-22 | 11-4 | 4-14 | 3-4 | |
| Texas A&M | 163 | Arkansas Leads, 105-58 | 60-15 | 38-39 | 7-4 | H - W, 76-73 OT (01/24/22) |
| • SEC Only | 17 | Arkansas Leads, 10-7 | 8-1 | 2-6 | 0-0 | |
| Vanderbilt | 42 | Arkansas Leads, 29-13 | 16-4 | 8-8 | 5-1 | H - L, 75-74 (01/04/21) |
| • SEC Only | 40 | Arkansas Leads, 28-12 | 15-4 | 8-7 | 5-1 | |

AT THE SEC TOURNEY

| | |
|---------------|-------|
| Overall: | 28-28 |
| 1st Rd: | 4-10 |
| 2nd Rd: | 1-2 |
| Quarterfinal: | 15-2 |
| Semifinal: | 7-8 |
| Final: | 1-6 |

RECORD BY OPPONENT

| Opponent | Record | Last Meeting |
|-------------------|--------|------------------------|
| Alabama | 1-1 | 1995, W, 69-58 (Semis) |
| Auburn | 1-0 | 2000, W, 75-67 (Final) |
| Florida | 2-5 | 2019, L, 66-50 (2nd) |
| Georgia | 6-3 | 2015, W, 60-49 (Semis) |
| Kentucky | 1-9 | 2017, L, 82-65 (Final) |
| LSU | 2-3 | 2021, L, 78-71 (Semis) |
| Ole Miss | 1-0 | 2017, W, 73-72 (Quart) |
| Mississippi State | 2-0 | 2007, W, 81-72 (Semis) |
| Missouri | 1-0 | 2021, W, 70-64 (Quart) |
| South Carolina | 3-2 | 2018, W, 69-64 (2nd) |
| Tennessee | 3-4 | 2018, L, 84-66 (Semis) |
| Texas A&M | 0-0 | n/a |
| Vanderbilt | 5-1 | 2020, W, 86-73 (1st) |

AT THE NCAA TOURNEY

| | |
|------------------------------|-------|
| Overall: | 45-33 |
| 1st Rd: | 17-8 |
| 2nd Rd: | 10-10 |
| Sweet 16: | 7-5 |
| Elite 8: | 6-4 |
| Final Four: | 2-4 |
| Championship: | 1-1 |
| Regional/Final Consolations: | 2-1 |

RECORD BY OPPONENT

| Opponent | Record | Last Meeting |
|------------------|--------|------------------------------|
| Alabama | 1-0 | 1991, W, 93-70 (Sweet 16) |
| Arizona | 1-0 | 1994, W, 91-82 (Final 4) |
| Arizona State | 1-0 | 1991, W, 97-90 (2nd) |
| Baylor | 0-1 | 2021, L, 81-72 (Elite 8) |
| Bucknell | 0-1 | 2006, L, 59-55 (1st) |
| Butler | 0-1 | 2018, L, 79-62 (1st) |
| Cal St-Fullerton | 1-0 | 1979, W, 61-58 (Elite 8) |
| Cincinnati | 0-1 | 1958, L, 97-62 (Final 4 con) |
| Colgate | 1-0 | 2021, W, 85-68 (1st) |
| Dayton | 1-0 | 1990, W, 86-84 (2nd) |
| Duke | 1-1 | 1994, W, 76-72 (Final) |
| Georgetown | 1-1 | 2001, L, 63-61 (1st) |
| Georgia State | 1-0 | 1991, W, 117-76 (1st) |
| Holy Cross | 1-0 | 1993, W, 94-64 (1st) |
| Indiana | 1-0 | 2008, W, 86-72 (1st) |
| Indiana State | 0-1 | 1980, L, 73-71 (Elite 8) |
| Iowa | 1-1 | 1999, L, 82-72 (2nd) |
| Kansas | 0-1 | 1991, L, 93-71 (Elite 8) |
| Kansas State | 0-2 | 1982, L, 65-64 (2nd) |
| Kentucky | 0-1 | 1979, L, 64-59 (Final 4) |
| LSU | 0-1 | 1981, L, 75-56 (Sweet 16) |
| Louisville | 2-2 | 1989, L, 93-74 (2nd) |
| Loyola-Marymount | 1-0 | 1989, W, 120-101 (1st) |
| Marquette | 1-0 | 1996, W, 65-56 (2nd) |
| UMass | 0-1 | 1996, L, 79-63 (Sweet 16) |
| Memphis | 1-1 | 1995, W, 96-91 OT (Sweet 16) |
| Mercer | 1-0 | 1981, W, 73-67 (1st) |
| Miami (Fla.) | 0-1 | 2000, L, 75-71 (1st) |
| Michigan | 1-0 | 1994, W, 76-68 (Elite 8) |
| Murray State | 1-0 | 1992, W, 80-60 (1st) |
| Nebraska | 1-0 | 1998, W, 74-65 (1st) |

#PROHOGS

40

NBA Draft
Selections

16

All-Star Game
Appearances

14

All-Defensive
Team Honors



PATRICK BEVERLEY

- 10th Year in NBA
- 3x NBA All-Defensive Team
- 2009 - 2nd RD/42nd overall



DANIEL GAFFORD

- 3rd Year in NBA
- 2019 - 2nd RD/38th overall



ISAIAH JOE

- 2nd Year in NBA
- 2020 - 2nd RD/49th overall



JOE JOHNSON

- 18th Year in NBA
- Signed 10-day on Dec. 22
- 2001 - 1st RD/10th overall



MASON JONES

- 2nd Year in NBA
- Two-Way Contract



MOSES MOODY

- 1st Year in NBA
- 1st Hog to be "1 & Done"
- 2021 - 1st RD/14th Pick



BOBBY PORTIS

- 7th Year in NBA
- 2021 NBA Champion
- 2015 - 1st RD/22nd overall

13

First Round
Draft Picks

7

All-NBA
Selections

5

NBA
Champions



PROHOGS AROUND THE WORLD

| | |
|------------------|-----------------------------------|
| Adrio Bailey | Sopron KC (Hungary) |
| Jaylen Barford | Astana (Kazakhstan) |
| Coty Clarke | Nagoya DD (Japan) |
| Jeantal Cylla | Union SF (Argentina) |
| Jabril Durham | Fortitudo (Italy) |
| Courtney Fortson | Bney Herzliya (Israel) |
| Sergio Gipson | Triplets (USA BIG3) |
| Dusty Hannahs | Adelaide 36ers (Australia) |
| Delvon Johnson | Usti n/Labem (Czech Republic) |
| Moses Kingsley | Ionikos (Greece) |
| Daryl Macon | Panathinaikos (Greece) |
| Rashad Madden | Brno (Czech Republic) |
| Jannero Pargo | Triplets (USA BIG3) |
| Michael Qualls | Craiova (Romania) |
| Justin Smith | Raptors 905 (NBA G League) |
| Jalen Tate | Giessen 46ers (Germany) |
| Charles Thomas | Nantes (France) |
| Dustin Thomas | Ironi Nahariya (Israel) |
| Sony Weems | Guangdong Southern Tigers (China) |
| Jimmy Whitt Jr. | Canton Charge (NBA G League) |





ERIC MUSSELMAN

ARKANSAS HEAD COACH

San Diego, 1987

62-24 • 2nd year as Arkansas head coach
172-58 • 7th year as collegiate head coach
503-291 • 14 seasons as professional head coach

- 1996 USBL Coach of the Year
- 2003 NBA Coach of the Year Runner-Up
- 2012 NBA D-League Coach of the Year
- 2016 Bleacher Report's Mountain West Coach of the Year
- 2017 USBWA District VIII Coach of the Year
- 2018 USBWA District VIII Coach of the Year
- 2018 NABC District 17 Coach of the Year
- 2018 Mountain West Coach of the Year
- **2021 Jim Phelan Coach of the Year Finalist**
- **2021 Werner Ladder Naismith Coach of the Year Semifinalist**
- **2021 Basketball Times Midlands District Coach of the Year**

COLLEGIATE HEAD COACHING RECORD

| Year | Overall | Conf | Finish | Conf Tourn | NCAA/CBI Postseason |
|---------------|---------------|--------------|-----------------|------------|----------------------------------|
| 2015-16 | 24-14 | 10-8 | MW (T4th) | 1-1 | 5-1 • CBI Champion |
| 2016-17 | 28-7 | 14-4 | MW (1st) | 3-0 * | 0-1 • #12 seed NCAA 1st Rd |
| 2017-18 | 29-8 | 15-3 | MW (1st) | 1-1 | 2-1 • #7 seed NCAA Sweet 16 |
| 2018-19 | 29-5 | 15-3 | MW (1st) | 1-1 | 0-1 • #7 seed NCAA 1st Rd |
| 2019-20 | 20-12 | 7-11 | SEC (T10th) | 1-0 + | Canceled |
| 2020-21 | 25-7 | 13-4 | SEC (2nd) | 1-1 | 3-1 • #3 seed Elite 8 |
| 2021-22 | 17-5 | 6-3 | | | |
| Totals | 172-58 | 80-36 | | 8-4 | 10-5 (5-4 NCAA / 5-1 CBI) |

* - Tournament champion / + - SEC Tourney canceled after Rd 1

MUSSELMAN'S CAREER AS HEAD COACH

NOTE: Professional basketball **DOES NOT** count postseason toward season W-L record nor to head coach W-L record

| Year | Team | League | Record | Note for the Season | Reg. Season Div./Conf. Finish | Postseason |
|---------|-----------------|----------|--------|---|----------------------------------|-------------------------------|
| 1989-90 | Rapid City | CBA | 42-14 | MOST WINS IN CBA | 1st National Conf. | Finals (8-8) * |
| 1991-92 | Rapid City | CBA | 37-19 | 2nd-most wins in CBA | 1st National Conf. | Finals (9-7) * |
| 1992-93 | Rapid City | CBA | 44-12 | MOST WINS IN CBA | 1st National Conf. | Conf. Finals (5-3) * |
| 1993-94 | Rapid City | CBA | 37-19 | MOST WINS IN CBA | 1st National Conf. | Conf. Finals (5-5) * |
| 1994-95 | Rapid City | CBA | 31-25 | 6th-most wins in CBA | 5th National Conf. | Conf. 1st Rd (0-2) * |
| 1995-96 | Florida | CBA | 41-15 | MOST WINS IN CBA | 1st National Conf. | Conf. Finals (5-3) * |
| 1996-97 | Florida | CBA | 38-18 | 2nd-most wins in CBA | 1st American Conf. | Finals (7-6) * |
| 1995 | Florida | USBL | 25-2 | MOST WINS IN USBL | 1st Overall | Champion (1-0) * |
| 1996 | Florida | USBL | 28-1 | MOST WINS IN USBL | 1st Southern Div. | Champion (3-0) * |
| 2002-03 | Golden State | NBA | 38-44 | 6th Pacific Division | 11th Western Conf. | -- |
| 2003-04 | Golden State | NBA | 37-45 | T4th Pacific Division | 11th Western Conf. | -- |
| 2006-07 | Sacramento | NBA | 33-49 | 5th Pacific Division | 11th Western Conf. | -- |
| 2010-11 | Reno | D-League | 34-16 | 2nd-most wins in NBADL | 1st Western Conf. | Semifinals (2-3) * |
| 2011-12 | Los Angeles | D-League | 38-12 | MOST WINS IN NBADL | 1st Western Conf. | Finals (5-2) * |
| 2015-16 | Nevada | NCAA | 24-14 | Led NCAA in FT Made | T4th Mountain West | CBI Champion (5-1) |
| 2016-17 | Nevada | NCAA | 28-7 | T16th for Most wins NCAA | 1st Mountain West | #12 seed - NCAA 1st Rd (0-1) |
| 2017-18 | Nevada | NCAA | 29-8 | 2nd in NCAA in A-T0 ratio | 1st Mountain West | #7 seed - NCAA Sweet 16 (2-1) |
| 2018-19 | Nevada | NCAA | 29-5 | 7th in NCAA in W-L% | 1st Mountain West | #7 seed - NCAA 1st Rd (0-1) |
| 2019-20 | Arkansas | NCAA | 20-12 | Led NCAA in 3Pt% Def | T10th SEC | Canceled |
| 2020-21 | Arkansas | NCAA | 25-7 | NCAA: 2nd FT/11th Scoring | 2nd SEC | #3 seed - NCAA Elite 8 (3-1) |
| 2021-22 | Arkansas | NCAA | 17-5 | | | |
| 2010 | Dominican Team | | 5-1 | Silver Medal Centrobasket Championship | | |
| 2011 | Venezuelan Team | | 12-9 | 5th FIBA Americas Championship | | |
| 2012 | Venezuelan Team | | 7-4 | Silver Medal FIBA South American Championship | | |

MUSSELMAN COMPOSITE COACHING RECORD

| | | Overall | Conf | Conf Tourn | NCAA/CBI | ALL POST |
|---------------|----------------------|---------|----------------------|------------|-----------|----------|
| COLLEGIATE | 7th Yr | 155-53 | 74-33 | 8-4 | 5-4 / 5-1 | 18-9 |
| | Nevada 4 yrs | 110-34 | 54-18 | 6-3 | 2-3 / 5-1 | 13-7 |
| | Arkansas 3rd yr | 62-24 | 26-18 | 2-1 | 3-1 / --- | 5-2 |
| PROFESSIONAL | 14 Seasons | 503-291 | (50-39 Postseason *) | | | |
| | CBA 7 years | 270-122 | (39-34 Postseason*) | | | |
| | Rapid City 5 years | 191-89 | (27-25 Postseason *) | | | |
| | Florida 2 years | 79-33 | (12-9 Postseason *) | | | |
| | USBL 2 years | 53-3 | (4-0 Postseason *) | | | |
| | Florida 2 years | 53-3 | (4-0 Postseason *) | | | |
| | NBA 3 years | 108-138 | -- | | | |
| | Golden State 2 years | 75-89 | -- | | | |
| | Sacramento 1 year | 33-49 | -- | | | |
| | D-League 2 years | 72-28 | (7-5 Postseason *) | | | |
| | Reno 1 year | 34-16 | (2-3 Postseason *) | | | |
| | Los Angeles 1 year | 28-12 | (5-2 Postseason *) | | | |
| INTERNATIONAL | 3 Years | 24-14 | -- | | | |
| | Dominican 1 years | 5-1 | -- | | | |
| | Venezuelan 2 years | 19-13 | -- | | | |

* - Note, professional basketball does not include playoff results in W-L record

* - Musselman's pro record including playoffs is 553-330

MUSSELMAN STOPS BY YEAR

| | | | |
|------------|---------------------------------|--------------------------|-------|
| 1989-90 | Head Coach | Rapid City Thrillers | CBA |
| 1990-91 | Asst. Coach | Minnesota Timberwolves | NBA |
| 1991-92 | Head Coach | Rapid City Thrillers | CBA |
| 1992-93 | Head Coach | Rapid City Thrillers | CBA |
| 1993-94 | Head Coach | Rapid City Thrillers | CBA |
| 1994-95 | Head Coach | Rapid City Thrillers | CBA |
| Spring '95 | Head Coach | Florida Sharks | USBL |
| 1995-96 | Head Coach | Florida Beachdogs | CBA |
| Spring '96 | Head Coach | Florida Sharks | USBL |
| 1996-97 | Head Coach | Florida Beachdogs | CBA |
| 1998-99 | Asst. Coach | Orlando Magic | NBA |
| 1999-00 | Asst. Coach | Orlando Magic | NBA |
| 2000-01 | Asst. Coach | Atlanta Hawks | NBA |
| 2001-02 | Asst. Coach | Atlanta Hawks | NBA |
| 2002-03 | Head Coach | Golden State Warriors | NBA |
| 2003-04 | Head Coach | Golden State Warriors | NBA |
| 2004-05 | Asst. Coach | Memphis Grizzlies | NBA |
| 2005-06 | Asst. Coach | Memphis Grizzlies | NBA |
| 2006-07 | Head Coach | Sacramento Kings | NBA |
| 2007-10 | • DID NOT COACH FOR 3 SEASONS • | | |
| 2010-11 | Head Coach | Reno Bighorns | NBADL |
| 2011-12 | Head Coach | Los Angeles Defenders | NBADL |
| 2012-13 | Asst. Coach | Arizona State Sun Devils | NCAA |
| 2013-14 | Assoc. HC | Arizona State Sun Devils | NCAA |
| 2014-15 | Assoc. HC | LSU Tigers | NCAA |
| 2015-16 | Head Coach | Nevada Wolf Pack | NCAA |
| 2016-17 | Head Coach | Nevada Wolf Pack | NCAA |
| 2017-18 | Head Coach | Nevada Wolf Pack | NCAA |
| 2018-19 | Head Coach | Nevada Wolf Pack | NCAA |
| 2019-20 | Head Coach | Arkansas Razorbacks | NCAA |
| 2020-21 | Head Coach | Arkansas Razorbacks | NCAA |
| 2021-22 | Head Coach | Arkansas Razorbacks | NCAA |



MUSSELMAN AT A GLANCE

Eric Musselman was named Arkansas' 13th head men's basketball coach on April 7, 2019. He has over 30 years of coaching experience, including his seventh as a collegiate head coach and 14 as a professional head coach.

In his first six years as a collegiate head coach, Musselman has won at least 20 games each season (24, 28, 29, 29, 20 and 20), advanced to all five postseasons played (including four straight NCAA tournaments) and reached two NCAA Sweet 16's, including an Elite 8 appearance with the Razorbacks in 2021.

Prior to entering the collegiate head coaching ranks, Musselman was a head coach for seven professional teams, including two seasons with the Golden State Warriors (2002-04) and one with the Sacramento Kings (2006-07). He won over 550 games as a professional head coach with a combined winning percentage of .626 (553-330).

Musselman played collegiately at the University of San Diego and helped the Toreros to NCAA Tournament berths in 1984 and 1987. He was recipient of the program's Bugelli Leadership Award as a senior.

Musselman is married to Danyelle Sargent Musselman, who has worked at ESPN, Fox Sports and the NFL Network as a broadcaster. Musselman has two sons, Michael and Matthew, and the couple has a daughter, Mariah.

Musselman's father Bill was also an NBA head coach and they were the first father-son combination to become head coaches in the NBA.

MUSSELMAN DID YOU KNOWS

- Named General Manager of CBA's Rapid City Thrillers at age of 22. The next year, became head coach of the Thrillers at he age of 23, the youngest coach in CBA history.
- From 1990-1997, had 26 players called up to the NBA, the highest number in the league during that span.
- Is the only person in CBA history to coach in five league All-Star Games (1990, 1992, 1993, 1994, 1997)
- The first coach in professional basketball history to win 100 games by the age of 28.
- At the age of 37, named head coach of the Golden State Warriors and was the youngest head coach ever hired by an NBA team at the time.
- He and his father, Bill, were first father-son combination to both become head coaches in NBA history.
- In 2003, was runner-up to Gregg Popovich for NBA Coach of the Year Award voting (231 points, including 26 first-place votes).
- Is the CBA's third all-time winningest coach (270-122 in seven seasons) and the most successful coach (54-3 in two seasons) in the history of the United States Basketball League.
- Led CBA in scoring (116.7 ppg) in 1992-93 and was 2nd in NBA in scoring (102.4 ppg) in 2002-03.
- Only needed 130 games to win his 100th game as a collegiate head coach. He was the 27th-fastest coach in NCAA history to reach 100 wins but was the ninth-fastest since 1970.
- In his first season at Arkansas, the Razorbacks led the NCAA in 3-point field goal percentage defense.

MUSSELMAN VS. ALL OPPONENTS

| Opponent | Overall | at Nevada | at Arkansas | Last Meeting |
|--------------------------|------------|------------|-------------|-----------------|
| Abilene Christian | 1-0 | 0-0 | 1-0 | 12/20/20 |
| Air Force | 7-0 | 7-0 | 0-0 | 03/05/19 |
| Akron | 1-0 | 1-0 | 0-0 | 12/22/18 |
| Alabama | 2-1 | 0-0 | 2-1 | 02/24/21 |
| Arizona State | 1-0 | 1-0 | 0-0 | 12/07/18 |
| Arkansas-Little Rock | 1-0 | 1-0 | 0-0 | 11/16/18 |
| Auburn | 2-1 | 0-0 | 2-1 | 01/20/21 |
| Austin Peay | 1-0 | 0-0 | 1-0 | 11/12/19 |
| Baylor | 0-1 | 0-0 | 0-1 | 03/29/21 |
| Boise State | 7-2 | 7-2 | 0-0 | 02/02/19 |
| Bradley | 1-0 | 1-0 | 0-0 | 12/03/16 |
| Buffalo | 1-0 | 1-0 | 0-0 | 11/25/16 |
| BYU | 1-0 | 1-0 | 0-0 | 11/06/18 |
| Cal State Fullerton | 0-1 | 0-1 | 0-0 | 11/28/15 |
| California Baptist | 1-0 | 1-0 | 0-0 | 11/19/18 |
| Central Arkansas | 2-0 | 0-0 | 2-0 | 12/01/21 |
| Charlotte | 1-0 | 0-0 | 1-0 | 12/11/21 |
| Cincinnati | 2-0 | 1-0 | 1-0 | 11/23/21 |
| Coastal Carolina | 1-0 | 1-0 | 0-0 | 11/13/15 |
| Colgate | 1-0 | 0-0 | 1-0 | 03/19/21 |
| Colorado State | 7-1 | 7-1 | 0-0 | 02/02/19 |
| Davidson | 1-0 | 1-0 | 0-0 | 11/21/17 |
| Drake | 1-0 | 1-0 | 0-0 | 12/12/15 |
| Eastern Washington | 1-0 | 1-0 | 0-0 | 03/21/16 |
| Elon | 1-0 | 0-0 | 1-0 | 12/21/21 |
| Florida | 1-2 | 0-1 | 1-1 | 02/16/21 |
| Fresno Pacific | 1-0 | 1-0 | 0-0 | 12/09/15 |
| Fresno State | 6-3 | 6-3 | 0-0 | 02/23/19 |
| Gardner-Webb | 1-0 | 0-0 | 1-0 | 11/13/21 |
| Georgia | 2-1 | 0-0 | 2-1 | 02/02/22 |
| Georgia Tech | 1-0 | 0-0 | 1-0 | 11/25/19 |
| Grand Canyon | 1-0 | 1-0 | 0-0 | 12/09/18 |
| Hawai'i | 1-1 | 1-1 | 0-0 | 11/24/17 |
| Hofstra | 0-1 | 0-0 | 0-1 | 12/18/21 |
| Holy Names | 1-0 | 1-0 | 0-0 | 11/30/15 |
| Idaho | 1-0 | 1-0 | 0-0 | 11/10/17 |
| Illinois State | 1-0 | 1-0 | 0-0 | 11/29/17 |
| Indiana | 1-0 | 0-0 | 1-0 | 12/29/19 |
| Iona | 1-1 | 1-1 | 0-0 | 11/26/16 |
| Iowa State | 0-1 | 0-1 | 0-0 | 03/16/17 |
| Kansas State | 1-0 | 0-0 | 1-0 | 11/2/21 |
| Kentucky | 1-1 | 0-0 | 1-1 | 02/09/21 |
| Little Rock | 1-0 | 0-0 | 1-0 | 12/04/21 |
| Lipscomb | 1-0 | 0-0 | 1-0 | 12/05/20 |
| LSU | 3-3 | 0-0 | 3-3 | 01/15/22 |
| Loyola-Chicago | 1-1 | 1-1 | 0-0 | 11/28/18 |
| Loyola Marymount | 1-0 | 1-0 | 0-0 | 11/14/16 |
| Ole Miss | 2-0 | 0-0 | 2-0 | 01/27/21 |
| Massachusetts | 1-0 | 1-0 | 0-0 | 11/23/18 |
| Mercer | 1-0 | 0-0 | 2-0 | 11/09/21 |
| Mississippi State | 1-3 | 0-0 | 1-3 | 12/29/21 |
| Mississippi Valley | 1-0 | 0-0 | 1-0 | 11/25/20 |
| Missouri | 4-2 | 0-0 | 4-2 | 01/12/22 |
| Montana | 2-0 | 1-0 | 1-0 | 11/16/19 |
| Montana State | 1-0 | 1-0 | 0-0 | 11/15/15 |
| Morehead State | 2-1 | 2-1 | 0-0 | 04/01/16 |
| New Mexico | 5-3 | 5-3 | 0-0 | 02/09/19 |
| North Texas | 2-0 | 0-0 | 2-0 | 11/29/20 |
| Northern Iowa | 1-0 | 0-0 | 1-0 | 11/17/21 |

MUSSELMAN VS. ALL OPPONENTS

| Opponent | Overall | at Nevada | at Arkansas | Last Meeting |
|-----------------------|------------|------------|-------------|-----------------|
| Northern Kentucky | 1-0 | 0-0 | 1-0 | 11/30/19 |
| Oakland | 1-0 | 1-0 | 0-0 | 11/23/16 |
| Ole Miss | 0-3 | 0-0 | 3-0 | 01/27/22 |
| Oklahoma | 0-1 | 0-0 | 0-1 | 12/11/21 |
| Oklahoma State | 0-1 | 0-0 | 0-1 | 01/30/21 |
| Oral Roberts | 2-0 | 0-0 | 2-0 | 03/27/21 |
| Oregon State | 1-1 | 1-1 | 0-0 | 11/18/16 |
| Pacific | 4-0 | 4-0 | 0-0 | 11/09/18 |
| Penn | 1-0 | 0-0 | 1-0 | 11/28/21 |
| Portland State | 1-0 | 1-0 | 0-0 | 11/25/15 |
| Radford | 1-0 | 1-0 | 0-0 | 12/17/17 |
| Rhode Island | 1-0 | 1-0 | 0-0 | 11/13/17 |
| Rice | 1-0 | 0-0 | 1-0 | 11/05/19 |
| Saint Mary's | 0-1 | 0-1 | 0-0 | 11/11/16 |
| San Diego State | 3-7 | 3-7 | 0-0 | 03/0/19 |
| San Francisco | 0-1 | 0-1 | 0-0 | 12/23/17 |
| San Jose State | 6-0 | 6-0 | 0-0 | 01/09/19 |
| Santa Clara | 2-0 | 2-0 | 0-0 | 11/15/17 |
| South Carolina | 2-1 | 0-0 | 2-1 | 01/18/22 |
| South Dakota | 1-0 | 0-0 | 1-0 | 11/22/19 |
| South Dakota State | 1-0 | 1-0 | 0-0 | 12/15/18 |
| Southern | 1-0 | 0-0 | 1-0 | 12/09/20 |
| Southern Cal | 1-0 | 1-0 | 0-0 | 12/01/18 |
| Southern Illinois | 1-0 | 1-0 | 0-0 | 12/22/17 |
| Tennessee | 1-2 | 0-0 | 1-2 | 01/06/21 |
| Texas | 1-0 | 1-0 | 0-0 | 03/16/18 |
| Texas A&M | 3-2 | 0-0 | 3-2 | 01/22/22 |
| Texas Tech | 1-0 | 0-0 | 1-0 | 03/21/21 |
| TCU | 1-1 | 0-1 | 1-0 | 01/25/20 |
| Texas Southern | 1-0 | 0-0 | 1-0 | 11/19/19 |
| Texas Tech | 0-1 | 0-1 | 0-0 | 12/05/17 |
| Towson | 1-0 | 1-0 | 0-0 | 12/21/16 |
| Tulsa | 2-0 | 1-0 | 1-0 | 12/14/19 |
| UC Davis | 1-0 | 1-0 | 0-0 | 12/19/17 |
| UC Irvine | 2-0 | 2-0 | 0-0 | 12/02/17 |
| UC Santa Barbara | 1-0 | 1-0 | 0-0 | 12/22/16 |
| UNLV | 7-2 | 7-2 | 0-0 | 02/27/19 |
| UT Arlington | 1-0 | 0-0 | 1-0 | 12/02/20 |
| Utah | 1-0 | 1-0 | 0-0 | 12/29/18 |
| Utah State | 7-2 | 7-2 | 0-0 | 03/02/19 |
| Valparaiso | 1-0 | 0-0 | 1-0 | 12/21/19 |
| Vanderbilt | 3-1 | 0-0 | 3-1 | 01/04/22 |
| Vermont | 1-0 | 1-0 | 0-0 | 03/23/16 |
| Washington | 1-0 | 1-0 | 0-0 | 12/11/16 |
| West Virginia | 1-0 | 0-0 | 1-0 | 01/29/22 |
| Western Kentucky | 0-1 | 0-0 | 0-1 | 12/07/19 |
| Wichita State | 0-1 | 0-1 | 0-0 | 12/22/15 |
| Wyoming | 5-1 | 5-1 | 0-0 | 02/16/19 |

Totals 172-58 110-34 62-24

MUSSELMAN VS. CONFERENCES

| | | | | | |
|-------------------|-----|-----------------|-------|----------------|-------|
| American Athletic | 4-0 | CAA | 2-1 | Ohio Valley | 3-1 |
| American East | 1-0 | C-USA | 4-1 | Pac-12 | 5-1 |
| ACC | 1-0 | Horizon League | 2-0 | Patriot League | 1-0 |
| Atlantic Sun | 2-0 | Ind./Non D-1 | 2-0 | SEC | 27-20 |
| Atlantic 10 | 3-0 | Ivy League | 1-0 | SoCon | 1-0 |
| Big East | 0-0 | MAAC | 1-1 | Southland | 2-0 |
| Big Sky | 6-0 | Mid-American | 1-0 | SWAC | 3-0 |
| Big South | 3-0 | MEAC | 0-0 | Summit League | 4-0 |
| Big Ten | 1-0 | Missouri Valley | 7-2 | Sun Belt | 4-0 |
| Big 12 | 5-6 | Mountain West | 60-21 | WCC | 8-2 |
| Big West | 5-2 | Northeast | 0-0 | WAC | 2-0 |

MUSSELMAN RECORD BREAKDOWN

| | |
|---------------------------|-----------------------------|
| OVERALL: | 172-59 |
| - AT ARKANSAS..... | 62-24 |
| Home:..... | 100-11.....42-6 at Arkansas |
| Away:..... | 46-33.....12-14 at Arkansas |
| Neutral:..... | 26-14.....8-4 at Arkansas |

| | |
|---------------------------|----------------------------|
| CONFERENCE GAMES: | 80-36 |
| - AT ARKANSAS..... | 26-18 |
| Home:..... | 48-11.....17-6 at Arkansas |
| Away:..... | 32-25.....9-12 at Arkansas |

| | |
|---------------------------------|------------------------------------|
| VS RANKED TEAMS:.... 6-9 | AS RANKED TEAM: 56-16 |
| - AT ARKANSAS.....4-6 | - AT ARKANSAS.....18-4 |
| Home:..... | 1-3 / 1-3 at Ark |
| Away:..... | 2-3 / 2-2 at Ark |
| Neutral:..... | 3-3 / 1-1 at Ark |
| Home:..... | 29-1 / 11-0 at Ark |
| Away:..... | 13-6 / 1-0 at Ark |
| Neutral:..... | 14-9 / 6-4 at Ark |

| | |
|-------------------------|-----------------------------|
| RECORD BY MONTH: | |
| November:..... | 40-4.....15-0 at Arkansas |
| December:..... | 36-11.....15-4 at Arkansas |
| January:..... | 38-17.....14-11 at Arkansas |
| February:..... | 32-12.....10-6 at Arkansas |
| March:..... | 24-14.....8-3 at Arkansas |
| April:..... | 1-0.....0-0 at Arkansas |

| | |
|----------------------------------|--------------|
| WHEN LEADING AT HALFTIME: | 131-7 |
| at Arkansas | 47-3 |

| | |
|-----------------------------------|--------------|
| WHEN TRAILING AT HALFTIME: | 40-50 |
| at Arkansas | 15-21 |

| | |
|-------------------------------|------------|
| WHEN TIED AT HALFTIME: | 2-1 |
| at Arkansas | 0-0 |

| | |
|----------------------------|---------------|
| OUT-REBOUNDING OPP: | 105-14 |
| at Arkansas | 35-4 |

| | |
|-----------------------------|--------------|
| BEING OUT-REBOUNDED: | 56-41 |
| at Arkansas | 23-19 |

| | |
|---------------------------|-------------|
| REBOUNDS ARE EVEN: | 11-2 |
| at Arkansas | 4-1 |

| | |
|----------------------------|---------------|
| WHEN SCORING FIRST: | 105-25 |
| at Arkansas | 39-9 |

| | |
|------------------------------------|--------------|
| WHEN OPPONENT SCORES FIRST: | 67-33 |
| at Arkansas | 23-15 |

| | |
|------------------------------|--------------|
| ONE-POSSESSION GAMES: | 21-13 |
| at Arkansas | 6-5 |

| | |
|------------------------|------------|
| OVERTIME GAMES: | 9-6 |
| at Arkansas | 3-3 |

| | |
|----------------------------------|--------------|
| GAMES DECIDED BY 1-5 PTS: | 34-23 |
| at Arkansas | 10-9 |

| | |
|-----------------------------------|--------------|
| GAMES DECIDED BY 6-10 PTS: | 29-16 |
| at Arkansas | 14-8 |

| | |
|------------------------------------|--------------|
| GAMES DECIDED BY 11-19 PTS: | 54-12 |
| at Arkansas | 21-4 |

| | |
|--------------------------------------|-------------|
| GAMES DECIDED BY 20-PLUS PTS: | 45-7 |
| at Arkansas | 17-3 |

| | |
|---------------------------------------|-------------|
| SHOOTING 50 PERCENT OR BETTER: | 56-2 |
| at Arkansas | 18-1 |

| | |
|---------------------------------------|---------------|
| SHOOTING PCT. BETTER THAN OPP: | 143-11 |
| at Arkansas | 54-6 |

| | |
|--------------------------------------|--------------|
| SHOOTING PCT. WORSE THAN OPP: | 28-46 |
| at Arkansas | 8-18 |

| | |
|-----------------------------------|------------|
| SHOOTING PCT. SAME AS OPP: | 1-1 |
| at Arkansas | 0-0 |

| | |
|-------------------------------|-------------|
| OUT-SCORING OPP BENCH: | 82-7 |
| at Arkansas | 29-6 |

| | |
|---------------------------------|--------------|
| OUT-SCORED BY OPP BENCH: | 83-41 |
| at Arkansas | 30-17 |

| | |
|----------------------------|------------|
| BENCH SCORING EVEN: | 7-1 |
| at Arkansas | 3-1 |

MOST POINTS BY A MUSSELMAN TEAM

| | | | |
|--|--------------|--------------------------|--------------------------|
| NOTE: MISSING RESULTS FROM RAPID CITY (CBA) AND FLORIDA (USBL) | | | |
| 142 | Arkansas | Mississippi Valley State | 11/25/20 W, 142-62 |
| 138 | LA D-Fenders | Erie BayHawks | 02/06/12 W, 138-107 |
| 135 | LA D-Fenders | Stockton Kings | 11/28/11 W, 135-103 |
| 135 | Sacramento | Charlotte Bobcats | 02/28/07 W, 135-120 |
| 135 | Golden State | Orlando Magic | 11/16/02 W, 135-92 |
| 133 | Golden State | at Milwaukee Bucks | 03/08/03 L, 133-138 (OT) |
| 132 | LA D-Fenders | Rio Grande Valley Vipers | 12/05/11 W, 132-126 |
| 128 | Sacramento | Los Angeles Lakers | 12/29/06 L, 128-132 (OT) |
| 128 | Golden State | Utah Jazz | 04/08/03 W, 128-102 |
| 127 | LA D-Fenders | Canton Charge | 01/30/12 W, 127-87 |
| 127 | Reno | Idaho Stampede | 12/01/10 W, 127-117 |
| 126 | Reno | Rio Grande Valley Vipers | 004/20/11 L, 126-134 |

PLAYER GAME HIGHS:

| | |
|---------------------|---|
| MOST POINTS: | |
| at Nevada: | 45 Jordan Caroline at New Mexico 01/07/17 |
| | 40 Jordan Caroline at Colorado St 02/06/19 |
| | 37 D.J. Fenner vs UNLV 02/08/17 |
| | 34 Marquize Coleman at Hawai'i 11/16/15 |
| | 33 Caleb Martin at Utah 12/29/18 |
| | 32 Marcus Marshall at Wyoming 01/14/17 |
| | 32 Marcus Marshall at Washington 12/11/16 |
| | 32 Tyrone Criswell vs Eastern Washington 03/21/16 |
| | 30 4x |

| | |
|--------------|---|
| at Arkansas: | 41 Mason Jones vs Tulsa 12/14/19 |
| | 40 Mason Jones vs Auburn 02/04/20 |
| | 38 Mason Jones vs Miss State 02/15/20 |
| | 37 Mason Jones vs Tennessee 02/26/20 |
| | 36 Mason Jones vs LSU 03/04/20 |
| | 34 Mason Jones vs South Carolina 01/29/20 |
| | 34 Isaiah Joe at Ole Miss 01/11/20 |
| | 33 Isaiah Joe vs Texas Southern 11/19/19 |
| | 32 Mason Jones vs Rice 11/05/19 |
| | 31 Stanley Umude at Georgia 02/02/22 |
| | 31 JD Notae at Texas A&M 01/08/22 |
| | 30 4x - Last: JD Notae vs Mercer 11/09/21 |

Season Opener: 32 Mason Jones vs Rice 11/05/19
SEC Opener 17 Isaiah Joe & Mason Jones vs TX A&M 01/04/20
SEC Game: 40 Mason Jones vs Auburn 02/04/20
SEC Tourney: 28 Moses Moody vs LSU 03/13/20
NCAA Tourney: 27, Justin Smith vs Colgate 03/19/21
Bud Walton: 41 Mason Jones vs Tulsa 12/14/19
Road Game: 34 Isaiah Joe at Ole Miss 01/11/20
Neutral Site: 28 Moses Moody vs LSU 03/13/20
Ranked Opp: 40 Mason Jones vs Auburn 02/04/20
Frosh: 28 (4x) Moses Moody (Bama, USC, TX A&M, LSU)
Soph: 34 Isaiah Joe at Ole Miss 01/11/20
Junior: 41 Mason Jones vs Tulsa 12/14/19
Senior+: 31 (2x) Notae at TX A&M and Umude at Georgia

| | |
|-------------------------------|--|
| MOST FIELD GOALS MADE: | |
| at Nevada: | 17 Jordan Caroline at New Mexico 01/07/17 |
| | 13 Cody Martin vs Utah State 02/17/18 |
| | 12 Jordan Caroline at UNLV 02/25/17 |
| | 12 Cameron Oliver vs Eastern Washington 03/21/16 |
| | 12 D.J. Fenner v UNLV 02/08/17 |
| at Arkansas: | 14 Jimmy Whitt Jr. vs Vanderbilt 01/15/20 |
| | 12 Stanley Umude at Georgia 02/02/22 |
| | 12 Mason Jones vs Auburn 02/04/20 |
| | 12 Mason Jones vs Tulsa 12/14/19 |
| | 12 Mason Jones vs Rice 11/05/19 |

| | |
|------------------------------|---|
| MOST 3-POINTERS MADE: | |
| at Nevada: | 8 Marcus Marshall at UNLV 02/25/17 |
| | 7 6x |
| at Arkansas: | 8 Mason Jones at Texas A&M 03/07/20 |
| | 7 Isaiah Joe at Ole Miss 01/11/20 |
| | 6 Stanley Umude at Georgia 02/02/22 |
| | 6 Isaiah Joe at Texas A&M 03/07/20 |
| | 6 Isaiah Joe at Indiana 12/29/19 |
| | 6 Isaiah Joe vs Texas Southern 11/19/19 |

| | |
|-------------------------------|---|
| MOST FREE THROWS MADE: | |
| at Nevada: | 15 Marcus Marshall vs Boise State 02/22/17 |
| | 15 Marquize Coleman vs UNLV 01/23/16 |
| | 15 Marquize Coleman at Hawai'i 11/16/15 |
| | 14 Jordan Caroline vs Rhode Island 11/13/17 |
| | 14 Marcus Marshall at Wyoming 01/14/17 |
| at Arkansas: | 18 Mason Jones vs Miss State 02/15/20 |
| | 16 Moses Moody vs Alabama 02/24/21 |
| | 15 Mason Jones vs South Carolina 01/29/20 |
| | 12 Chris Lykes vs Elon 12/21/21 |
| | 12 Mason Jones vs LSU 03/04/20 |
| | 12 Isaiah Joe vs Tennessee 02/26/20 |
| | 12 Mason Jones vs Tulsa 12/14/19 |

| | |
|-----------------------|--|
| MOST REBOUNDS: | |
| at Nevada: | 24 Cameron Oliver vs Fresno State 02/1/16 |
| | 21 Cameron Oliver at UNLV 02/20/16 |
| | 17 Cameron Oliver vs Colorado State 03/04/17 |
| | 16 6x |
| at Arkansas: | 17 Justin Smith vs Oral Roberts 12/20/20 |
| | 16 Connor Vanover vs North Texas 11/28/20 |
| | 15 Jaylin Williams vs West Virginia 01/29/22 |
| | 15 Jimmy Whitt Jr. vs LSU 03/04/20 |
| | 14 Justin Smith vs Oral Roberts 03/27/21 |
| | 13 Jaylin Williams at LSU 01/15/22 |
| | 13 Jaylin Williams vs UCA 12/01/21 |
| | 12 4X - Last: Justin Smith vs Colgate 03/19/21 |

Season Opener: 11 Au'Diese Toney vs Mercer 11/09/21
SEC Opener 6 Mason Jones vs Texas A&M 01/04/20
SEC Game: 15 Jimmy Whitt Jr. vs LSU 03/04/20
SEC Tourney: 9 Moses Moody vs LSU 03/13/20
NCAA Tourney: 14 Justin Smith vs Oral Roberts 03/27/21
Bud Walton: 17 Justin Smith vs Oral Roberts 12/20/20
Road Game: 13 Jaylin Williams at LSU 01/15/22
Neutral Site: 12 Justin Smith vs Colgate 03/19/21
Ranked Opp: 13 Jaylin Williams at #12 LSU 01/15/22
Frosh: 10 (5x) last by Jaylin Williams vs Texas Tech 03/21/21
Soph: 16 Connor Vanover vs North Texas 11/28/20
Junior: 12 Mason Jones vs South Carolina 01/29/20
Senior+: 17 Justin Smith vs Oral Roberts 12/20/20

| | |
|---------------------------------|---|
| MOST OFFENSIVE REBOUNDS: | |
| at Nevada: | 11 AJ West at Pacific 11/21/15 |
| | 8 Cameron Oliver vs Fresno State 02/1/16 |
| at Arkansas: | 11 Justin Smith vs Oral Roberts 03/27/21 |
| | 10 Justin Smith vs Oral Roberts 12/12/20 |
| | 6 Au'Diese Toney vs Cincinnati 11/23/21 |
| | 6 Justin Smith vs UT Arlington 12/02/20 |
| | 6 Reggie Chaney at Missouri 02/08/20 |
| | 5 8x - Last: Au'Diese Toney vs USC 01/18/22 |

| | |
|---------------------------------|--|
| MOST DEFENSIVE REBOUNDS: | |
| at Nevada: | 16 Cameron Oliver vs Fresno State 02/1/16 |
| | 14 Cameron Oliver vs Colorado State 03/04/17 |
| | 14 Cameron Oliver at Wyoming 01/14/17 |
| | 13 Cameron Oliver vs Colorado State 03/11/17 |
| | 13 Cameron Oliver at Air Force 02/15/17 |
| at Arkansas: | 15 Jaylin Williams vs West Virginia 01/29/22 |
| | 14 Connor Vanover vs North Texas 11/28/20 |
| | 14 Jimmy Whitt Jr. vs LSU 03/04/20 |
| | 13 Jaylin Williams at LSU 01/15/22 |
| | 11 Jaylin Williams vs UCA 12/01/21 |
| | 11 Mason Jones vs South Carolina 01/29/20 |
| | 10 Jaylin Williams vs Texas A&M 01/22/22 |
| | 10 Jaylin Williams vs Missouri 01/12/22 |
| | 10 Jaylin Williams at Texas A&M 01/08/22 |
| | 10 JD Notae vs Charlotte 12/07/21 |

| | |
|----------------------|---|
| MOST ASSISTS: | |
| at Nevada: | 11 Cody Martin vs BYU 11/06/18 |
| | 11 Cody Martin vs Colorado State 02/25/18 |
| | 11 Marquize Coleman vs Holy Names 11/30/15 |
| | 10 Cody Martin vs Little Rock 11/16/18 |
| | 10 Cody Martin vs Pacific 11/09/18 |
| | 10 Marcus Marshall vs Colorado State 03/04/17 |
| at Arkansas: | 11 Jalen Tate vs UCA 12/12/21 |
| | 10 Jalen Tate vs Georgia 01/09/21 |
| | 9 Mason Jones at Ole Miss 01/11/20 |
| | 8 Davonte Davis vs Charlotte 12/07/21 |
| | 8 Jalen Tate at Vanderbilt 01/23/21 |
| | 8 Mason Jones vs Vanderbilt 01/15/20 |

Season Opener: 7 Isaiah Joe vs Rice 11/05/19
SEC Opener 5 Jalen Harris vs Texas A&M 01/04/20
SEC Game: 10 Jalen Tate vs Georgia 01/09/21
SEC Tourney: 6 Mason Jones vs Vanderbilt 03/11/20
NCAA Tourney: 6 Jalen Tate vs Oral Roberts 03/27/21
Bud Walton: 11 Jalen Tate vs Central Arkansas 12/12/12
Road Game: 9 Mason Jones at Ole Miss 01/11/20
Neutral Site: 6 Jalen Tate vs Oral Roberts 03/27/21
Ranked Opp: 6 by Jalen Tate at Tennessee 01/06/21
Frosh: 6 Davonte Davis (2x) vs Georgia and vs LSU
Soph: 8 Davonte Davis vs Charlotte 12/07/21
Junior: 9 Mason Jones at Ole Miss 01/11/20
Senior+: 11 Jalen Tate vs Central Arkansas 12/12/12

| | |
|---------------------|---|
| MOST STEALS: | |
| at Nevada: | 5 Caleb Martin vs California Baptist 11/19/18 |
| | 5 Jordan Caroline at San Diego St 02/12/17 |
| | 5 Marquize Coleman at New Mexico 12/30/15 |
| | 4 17x |
| at Arkansas: | 7 JD Notae vs Mercer 11/09/21 |
| | 7 JD Notae vs Vanderbilt 01/04/22 |
| | 6 Jaylin Williams vs Texas A&M 01/22/22 |
| | 5 6x: last Justin Smith vs Colgate 03/19/21 |

Season Opener: 7 JD Notae vs Mercer 11/09/21
SEC Opener 3 Mason Jones vs Texas A&M 01/04/20
SEC Game: 7 last JD Notae vs Vanderbilt 01/04/21
SEC Tourney: 4 Davonte Davis vs LSU 03/13/20
NCAA Tourney: 5 Justin Smith vs Colgate 03/19/21
Bud Walton: 7 JD Notae vs Mercer 11/09/21
Road Game: 5 (2x) last JD Notae at South Carolina
Neutral Site: 4 Davonte Davis vs LSU 03/13/20
Ranked Opp: 4 Desi Sills vs Auburn 02/04/20
Frosh: 4 Davonte Davis vs LSU 03/13/20
Soph: 6 Jaylin Williams vs Texas A&M 01/22/22
Junior: 5 (4x) last JD Notae vs Colgate 03/19/21
Senior+: 7 JD Notae vs Mercer 11/09/21

| | |
|----------------------------|--|
| MOST BLOCKED SHOTS: | |
| at Nevada: | 6 Cameron Oliver vs Morehead State 04/01/16 |
| | 5 7x |
| at Arkansas: | 6 Connor Vanover vs North Texas 11/28/20 |
| | 5 Connor Vanover at Oklahoma St. 01/30/21 |
| | 5 Connor Vanover vs Ole Miss 01/27/21 |
| | 5 Adrio Bailey vs Valpo 12/21/19 |
| | 5 Adrio Bailey vs Texas Southern 11/19/19 |
| | 4 5x - Last Connor Vanover at S. Carolina 02/03/21 |

Season Opener: 3 Connor Vanover vs Miss Valley 11/25/20
SEC Opener: 3 Jaylin Williams at Mississippi State 12/29/21
SEC Game: 5 Connor Vanover vs Ole Miss 01/27/21
SEC Tourney: 3 (3x) last Ethan Henderson vs LSU 03/13/21
NCAA Tourney: 3 Moses Moody vs Oral Roberts 03/27/21
Bud Walton: 6 Connor Vanover vs North Texas 11/28/20
Road Game: 5 Connor Vanover at Oklahoma State 01/30/21
Neutral Site: 5 Adrio Bailey vs Valpo 12/21/19
Ranked Opp: 4 Jalen Tate vs Alabama 02/24/21
Frosh: 4 Jaylin Williams vs LSU 02/27/21
Soph: 6 Connor Vanover vs North Texas 11/28/20
Junior: 3 (2x) last Ethan Henderson vs LSU 03/13/21
Senior+: 5 Adrio Bailey 2x

TEAM GAME HIGHS:

| MOST POINTS: | | | |
|--------------|-----|----------------------------|------------------|
| at Nevada: | 119 | vs Fresno State 12/09/15 | W, 119-70 |
| | 110 | vs UMass 11/23/18 | W, 110-87 |
| | 108 | vs Holy Names 11/30/15 | W, 108-57 |
| | 105 | at New Mexico 01/07/17 | W, 105-104 (OT) |
| | 104 | vs UNLV 02/08/17 | W, 104-77 |
| | 103 | at Wyoming 01/24/18 | L, 103-104 (2OT) |
| | 102 | vs Fresno State 01/31/18 | W, 102-92 |
| | 101 | at UNLV 02/28/18 | W, 101-75 |
| | 100 | vs Colorado State 01/23/19 | W, 100-60 |

| | | | |
|--------------|-----------|-------------------------------------|-----------------|
| at Arkansas: | 142 | vs Mississippi Valley 11/25/20 | W, 142-62 |
| | 101 | at South Carolina 03/02/21 | W, 101-73 |
| | 100 | vs Central Arkansas 12/12/12 | W, 100-75 |
| | 99 | at Georgia 02/02/22 | W, 99-73 |
| | 99 | vs Georgia 01/09/21 | W, 99-69 |
| | 99 | vs LSU 03/04/20 | W, 99-90 |
| | 98 | vs Tulsa 12/14/19 | W, 98-79 |
| | 97 | vs Central Arkansas 12/01/21 | W, 97-60 |
| | 97 | at Auburn 12/30/20 | W, 97-89 |

| MOST FIELD GOALS MADE: | | | |
|------------------------|----|---------------------------|--|
| at Nevada: | 40 | vs UMass 11/23/18 | |
| | 40 | vs Fresno State 12/09/15 | |
| | 40 | vs Holy Names 11/30/15 | |
| | 38 | vs San Jose State 0/09/19 | |
| | 38 | vs UNLV 02/08/17 | |

| | | | |
|--------------|-----------|-------------------------------------|--|
| at Arkansas: | 48 | vs Mississippi Valley 11/25/20 | |
| | 40 | at Georgia 02/02/22 | |
| | 40 | vs Central Arkansas 12/01/21 | |
| | 40 | vs Central Arkansas 12/12/20 | |
| | 37 | at South Carolina 03/02/21 | |
| | 37 | vs Rice 11/05/19 | |

| MOST FIELD GOALS ATTEMPTED: | | | |
|-----------------------------|----|-----------------------------|--|
| at Nevada: | 80 | at UNLV 02/20/16 | |
| | 77 | vs Colorado State 02/25/18 | |
| | 75 | at New Mexico 01/07/17 | |
| | 74 | 3x last vs Wyoming 01/03/18 | |

| | | | |
|--------------|-----------|-------------------------------------|--|
| at Arkansas: | 86 | vs Mississippi Valley 11/25/20 | |
| | 77 | vs Oral Roberts 12/20/20 | |
| | 76 | at LSU 01/13/21 | |
| | 76 | vs Central Arkansas 12/12/20 | |
| | 73 | vs Central Arkansas 12/01/21 | |
| | 71 | at Georgia 02/02/22 | |
| | 71 | vs Missouri 01/02/21 | |
| | 71 | vs Texas Southern 11/19/19 | |

| BEST FIELD GOAL PERCENTAGE: | | | |
|-----------------------------|--------------|--------------------------|--|
| at Nevada: | .615 (40-65) | vs UMass 11/23/18 | |
| | .597 (40-67) | vs Fresno State 12/09/15 | |
| | .597 (40-67) | vs Holy Names 11/30/15 | |
| | .593 (32-54) | at Utah State 02/17/18 | |
| | .589 (33-56) | vs Fresno State 01/31/18 | |

| | | | |
|--------------|---------------------|--------------------------------|--|
| at Arkansas: | .571 (36-63) | at Vanderbilt 01/23/21 | |
| | .567 (34-60) | vs Little Rock 12/04/21 | |
| | .567 (34-60) | vs Tulsa 12/14/19 | |
| | .563 (40-71) | at Georgia 02/02/22 | |
| | .558 (48-86) | vs Mississippi Valley 11/25/20 | |
| | .552 (37-67) | at South Carolina 03/02/21 | |
| | .552 (37-67) | vs Rice 11/05/19 | |

| MOST 3-POINT FIELD GOALS MADE: | | | |
|--------------------------------|----|-------------------------|--|
| at Nevada: | 17 | at Pacific 11/18/17 | |
| | 15 | vs Pacific 11/09/18 | |
| | 15 | at Air Force 01/06/18 | |
| | 15 | at Santa Clara 11/15/17 | |
| | 15 | at New Mexico 01/07/17 | |

| | | | |
|--------------|-----------|---------------------------------|--|
| at Arkansas: | 20 | vs Mississippi Valley 11/25/20 | |
| | 15 | at Georgia 02/02/22 | |
| | 15 | at South Carolina 03/02/21 | |
| | 14 | at Texas A&M 03/07/20 | |
| | 13 | vs Gardner-Webb 11/13/21 | |

| MOST 3-POINT FIELD GOALS ATTEMPTED: | | | |
|-------------------------------------|----|--------------------------------|--|
| at Nevada: | 39 | vs South Dakota State 12/15/18 | |
| | 37 | at Fresno State 01/12/19 | |
| | 37 | vs San Jose State 02/21/18 | |
| | 34 | vs San Jose State 01/09/19 | |
| | 34 | at Pacific 11/18/17 | |

| | | | |
|--------------|----|--------------------------------|--|
| at Arkansas: | 40 | vs Mississippi Valley 11/25/20 | |
| | 34 | vs Lipscomb 12/05/20 | |
| | 33 | at South Carolina 03/02/21 | |
| | 33 | vs Southern 12/09/20 | |
| | 32 | at Texas A&M 03/07/20 | |

| BEST 3-POINT FIELD GOAL PERCENTAGE: | | | |
|-------------------------------------|--------------|-------------------------------|--|
| at Nevada: | .600 (6-10) | vs Morehead State 03/30/16 | |
| | .588 (10-17) | at Fresno State 12/27/17 | |
| | .579 (11-19) | vs Southern Illinois 12/22/17 | |
| | .550 (11/20) | vs Oakland 11/23/16 | |
| | .542 (13-24) | at UNLV 02/28/18 | |
| | .542 (13-24) | at Air Force 02/15/17 | |

| | | | |
|--------------|---------------------|---------------------------------|--|
| at Arkansas: | .667 (6-9) | vs TCU 01/25/20 | |
| | .571 (12-21) | vs Georgia 01/09/21 | |
| | .536 (15-28) | at Georgia 02/02/22 | |
| | .500 (20-40) | vs Mississippi Valley 11/25/20 | |
| | .481 (13-27) | vs Gardner-Webb 11/13/21 | |
| | .480 (12-25) | vs Missouri 02/22/20 | |

| MOST FREE THROWS MADE: | | | |
|------------------------|----|----------------------------|--|
| at Nevada: | 39 | vs Morehead State 04/01/16 | |
| | 36 | vs Rhode Island 11/13/17 | |
| | 35 | vs Tulsa 11/22/18 | |
| | 31 | at Wyoming 01/14/17 | |
| | 30 | at Wyoming 01/24/18 | |

| | | | |
|--------------|-----------|-----------------------------------|--|
| at Arkansas: | 36 | vs LSU 03/04/20 | |
| | 29 | vs Elon 12/21/21 | |
| | 28 | vs West Virginia 01/29/22 | |
| | 28 | at Missouri 02/08/20 | |
| | 27 | vs South Carolina 01/18/22 | |
| | 27 | vs Kansas State 11/22/21 | |
| | 27 | vs Alabama 02/24/21 | |
| | 27 | vs Tennessee 02/26/20 | |

| MOST FREE THROWS ATTEMPTED: | | | |
|-----------------------------|----|----------------------------|--|
| at Nevada: | 45 | vs Morehead State 04/01/16 | |
| | 44 | vs Rhode Island 11/13/17 | |
| | 43 | at Pacific 11/21/15 | |
| | 42 | vs Tulsa 11/22/18 | |

| | | | |
|--------------|----|----------------------------|--|
| at Arkansas: | 54 | vs LSU 03/04/20 | |
| | 43 | vs Alabama 02/24/21 | |
| | 40 | vs South Carolina 01/29/20 | |
| | 39 | at Missouri 02/08/20 | |
| | 36 | at Tennessee 02/11/20 | |

| BEST FREE THROW PERCENTAGE: | | | |
|-----------------------------|--------------|---------------------------------|--|
| at Nevada: | .929 (13-14) | vs Loyola-Chicago 03/22/18 | |
| | .929 (13-14) | at Cal State Fullerton 11/28/15 | |
| | .900 (18-20) | at Pacific 11/18/17 | |
| | .889 (16-18) | at Fresno State 12/27/17 | |
| | .885 (23-26) | vs Montana 03/16/16 | |
| | .885 (23-26) | at Hawai'i 11/16/15 | |

| | | | |
|--------------|---------------------|-------------------------------|--|
| at Arkansas: | .944 (17-18) | vs Oklahoma 12/11/21 | |
| | .944 (17-18) | at LSU 01/08/20 | |
| | .929 (13-14) | vs Mississippi State 02/02/21 | |
| | .923 (12-13) | at South Carolina 03/02/21 | |
| | .917 (11-12) | vs South Dakota 11/22/19 | |

| MOST REBOUNDS: | | | |
|----------------|----|----------------------------|--|
| at Nevada: | 61 | at Pacific 11/21/15 | |
| | 60 | vs Fresno Pacific 12/09/15 | |
| | 57 | vs Fresno State 02/13/16 | |
| | 53 | at UNLV 02/20/16 | |
| | 50 | vs San Jose State 12/28/16 | |

| | | | |
|--------------|-----------|-------------------------------------|--|
| at Arkansas: | 58 | Oral Roberts 12/20/20 | |
| | 58 | vs Mississippi Valley 11/25/20 | |
| | 54 | vs Lipscomb 12/05/20 | |
| | 47 | vs Central Arkansas 12/01/21 | |
| | 46 | at Texas A&M 01/08/22 | |
| | 46 | vs Southern 12/09/20 | |

| MOST OFFENSIVE REBOUNDS: | | | |
|--------------------------|----|----------------------------|--|
| at Nevada: | 25 | at Pacific 11/21/15 | |
| | 19 | vs Fresno Pacific 12/09/15 | |
| | 19 | vs Fresno State 02/13/16 | |
| | 19 | vs Florida 03/21/19 | |

| | | | |
|--------------|-----------|----------------------------------|--|
| at Arkansas: | 24 | vs Oral Roberts 12/20/20 | |
| | 20 | at Texas A&M 01/08/22 | |
| | 20 | vs Mississippi Valley 11/25/20 | |
| | 18 | vs Cincinnati 11/23/21 | |
| | 18 | vs Oral Roberts 03/27/21 | |

| MOST DEFENSIVE REBOUNDS: | | | |
|--------------------------|----|----------------------------|--|
| at Nevada: | 43 | vs Fresno State 02/13/16 | |
| | 42 | vs San Jose State 12/28/16 | |
| | 41 | vs Fresno Pacific 12/09/15 | |
| | 40 | vs Little Rock 11/16/18 | |
| | 38 | vs Mew Mexico 02/09/19 | |

| | | | |
|--------------|----|--------------------------------|--|
| at Arkansas: | 44 | vs Lipscomb 12/05/20 | |
| | 38 | vs Mississippi Valley 11/25/20 | |
| | 36 | vs LSU 02/27/21 | |
| | 36 | vs Valparaiso 12/21/19 | |
| | 35 | vs Rice 11/05/19 | |

| MOST ASSISTS: | | | |
|---------------|----|----------------------------|--|
| at Nevada: | 29 | vs Holy Names 11/30/15 | |
| | 27 | at Santa Clara 11/15/17 | |
| | 25 | vs Illinois State 11/29/17 | |
| | 25 | at New Mexico 01/07/17 | |
| | 24 | vs UC Davis 12/19/17 | |

| | | | |
|--------------|-----------|-------------------------------------|--|
| at Arkansas: | 26 | vs Central Arkansas 12/12/20 | |
| | 26 | vs Mississippi Valley 11/25/20 | |
| | 23 | at Georgia 02/02/22 | |
| | 23 | vs Gardner-Webb 11/13/21 | |
| | 22 | vs Central Arkansas 12/01/21 | |
| | 22 | at Vanderbilt 01/23/21 | |

| MOST STEALS: | | | |
|--------------|----|----------------------------|--|
| at Nevada: | 15 | vs San Jose State 01/09/19 | |
| | 15 | vs Utah State 01/02/19 | |
| | 12 | vs New Mexico 01/28/17 | |
| | 13 | at New Mexico 12/30/15 | |
| | 11 | 4x | |

| | | | |
|--------------|-----------|--------------------------------------|--|
| at Arkansas: | 16 | vs Central Arkansas 12/01/21 | |
| | 15 | at Georgia Tech 11/25/19 | |
| | 14 | vs Texas A&M 01/22/22 | |
| | 14 | at Auburn 02/04/20 | |
| | 14 | vs Rice 11/05/19 | |
| | 13 | 4x: last vs Missouri 01/12/22 | |

| MUSS TEAMS IN THE NCAA/CONFERENCE STATS | | | | | | |
|---|---------------|---------------|---------------|---------------|---------------|----------------|
| | 2015-16 | 2016-17 | 2017-18 | 2018-19 | 2019-20 | 2020-21 |
| 3-pt FG Att | 176 / 8 | 37 / 2 | 29 / 2 | 51 / 2 | 115 / 5 | 26 / 3 |
| A-Turnover Ratio | 232 / 9 | 13 / 1 | 2 / 1 | 15 / 1 | 140 / 4 | 103 / 2 |
| Assists/Gm | 220 / 9 | 32 / 1 | 27 / 2 | 75 / 3 | 226 / 10 | 80 / 4 |
| Blocks/Gm | 7 / 1 | 64 / 3 | 74 / 2 | 100 / 2 | 84 / 9 | 17 / 4 |
| Def Reb/Gm | 19 / 1 | 31 / 2 | 92 / 6 | 31 / 2 | 287 / 12 | 33 / 2 |
| Fewest Fouls | 342 / 11 | 105 / 3 | 253 / 9 | 184 / 6 | 322 / 12 | 329 / 13 |
| Fewest TO | 335 / 11 | 59 / 1 | 24 / 1 | 21 / 1 | 59 / 1 | 320 / 10 |
| FG Pct | 251 / 9 | 146 / 5 | 60 / 3 | 68 / 4 | 147 / 6 | 100 / 4 |
| FG Pct Defense | 28 / 2 | 120 / 7 | 140 / 4 | 42 / 3 | 169 / 12 | 70 / 5 |
| FT Attempts | 2 / 1 | 13 / 1 | 16 / 2 | 16 / 1 | 8 / 2 | 4 / 1 |
| FT Made | 1 / 1 | 24 / 2 | 9 / 2 | 17 / 1 | 3 / 1 | 2 / 1 |
| FT Pct | 43 / 2 | 159 / 6 | 66 / 2 | 167 / 6 | 102 / 6 | 68 / 4 |
| Off Reb/Gm | 76 / 2 | 132 / 3 | 255 / 7 | 205 / 6 | 325 / 14 | 44 / 8 |
| Fouls/Gm | 275 / 8 | 35 / 1 | 95 / 1 | 126 / 3 | 311 / 11 | 131 / 3 |
| Reb Margin | 4 / 2 | 72 / 1 | 232 / 81 | 97 / 3 | 342 / 14 | 56 / 3 |
| Scoring Defense | 177 / 5 | 151 / 6 | 191 / 6 | 55 / 1 | 185 / 9 | 189 / 8 |
| Scoring Margin | 117 / 5 | 39 / 1 | 27 / 1 | 9 / 1 | 70 / 4 | 24 / 1 |
| Scoring Offense | 113 / 5 | 37 / 1 | 18 / 2 | 28 / 1 | 56 / 5 | 11 / 2 |
| Steals/Gm | 98 / 3 | 262 / 8 | 176 / 6 | 172 / 4 | 41 / 1 | 48 / 4 |
| 3 Pt FG Defense | 59 / 2 | 18 / 2 | 20 / 1 | 113 / 3 | 1 / 1 | 174 / 9 |
| 3 PT FG/Game | 323 / 11 | 33 / 2 | 31 / 3 | 74 / 3 | 143 / 4 | 169 / 5 |
| 3 PT FG Pct | 314 / 11 | 42 / 1 | 26 / 2 | 155 / 6 | 175 / 5 | 198 / 7 |
| 3 PT FGM | 251 / 9 | 22 / 2 | 15 / 2 | 59 / 2 | 129 / 4 | 39 / 4 |
| Total Assists | 112 / 2 | 30 / 2 | 10 / 1 | 69 / 2 | 251 / 10 | 12 / 1 |
| Total Blocks | 3 / 1 | 50 / 3 | 44 / 1 | 88 / 2 | 81 / 7 | 3 / 2 |
| Total Rebounds | 2 / 1 | 25 / 3 | 44 / 2 | 63 / 2 | 306 / 14 | 4 / 3 |
| Total Rebs/Gm | 18 / 1 | 41 / 1 | 171 / 6 | 72 / 4 | 322 / 14 | 18 / 2 |
| Total Steals | 40 / 3 | 208 / 9 | 85 / 2 | 157 / 4 | 34 / 1 | 5 / 2 |
| Turnover Margin | 184 / 5 | 169 / 7 | 22 / 2 | 22 / 1 | 9 / 1 | 58 / 2 |
| Turnovers Forced | 154 / 5 | 306 / 10 | 191 / 6 | 127 / 3 | 29 / 1 | 52 / 7 |
| Fewest TO/Gm | 208 / 7 | 26 / 2 | 4 / 1 | 13 / 1 | 47 / 1 | 151 / 3 |
| W-L Pct | 93 / 3 | 17 / 1 | 17 / 1 | 7 / 1 | 89 / 5 | 17 / 2 |

| MOST BLOCKED SHOTS: | | | |
|---------------------|----|--------------------------|--|
| at Nevada: | 11 | at Oregon State 12/05/15 | |
| | 10 | at Wyoming 01/20/16 | |
| | 10 | vs Holy Names 11/30/15 | |
| | 9 | vs UNLV 03/08/18 | |
| | 9 | at New Mexico 01/07/17 | |

| | | | |
|--------------|-----------|------------------------------|--|
| at Arkansas: | 11 | vs Alabama 02/24/21 | |
| | 10 | vs Elon 12/21/21 | |
| | 10 | vs Texas Southern 11/19/19 | |
| | 8 | vs Central Arkansas 12/12/20 | |
| | 8 | vs Southern 12/09/20 | |
| | 8 | vs North Texas 11/28/20 | |
| | 8 | at Texas A&M 03/07/20 | |
| | 8 | vs Valparaiso 12/21/19 | |

| MOST TURNOVERS: | | | |
|-----------------|----|-----------------------------|--|
| at Nevada: | 21 | at Texas Tech 12/05/17 | |
| | 21 | vs Morehead State 03/30/16 | |
| | 20 | vs Fresno Pacific 12/09/15 | |
| | 20 | at San Diego State 03/11/16 | |

| | | | |
|--------------|----|-----------------------|--|
| at Arkansas: | 21 | vs Rice 11/05/19 | |
| | 20 | vs Missouri 03/12/21 | |
| | 20 | at Tennessee 01/06/21 | |

| | | |
|-------------|---------------|-------------------------------------|
| 3 PT MADE | 17 | vs Northern Iowa 11/17/21 |
| | 15 | at Alabama 01/16/21 |
| | 15 | at Auburn 12/30/20 |
| | 14 | at Kentucky 02/09/21 |
| | 13 | vs Oklahoma 12/11/21 |
| | 13 | vs Gardner-Webb 11/13/21 |
| | 13 | vs Mercer 11/09/21 |
| | 13 | at Missouri 02/13/21 |
| | 13 | vs Mississippi Valley 11/25/20 |
| 3 PT ATT | 39 | vs Mississippi Valley 11/25/20 |
| | 37 | vs Northern Iowa 11/17/21 |
| | 33 | vs Alabama 02/24/21 |
| | 32 | at Missouri 02/13/21 |
| | 31 | 5x - Last: vs Gardner-Webb 11/13/21 |
| 3 PT PCT | .591 (13-22) | vs Oklahoma 12/11/21 |
| | .538 (14-26) | at Kentucky 02/09/21 |
| | .533 (8-15) | vs Baylor 03/29/21 |
| | .517 (15-29) | at Auburn 12/30/20 |
| | .474 (9-19) | vs LSU 03/13/21 |
| FT MADE | 34 | at Missouri 02/08/20 |
| | 28 | vs Missouri 01/02/21 |
| | 27 | at Mississippi State 01/22/20 |
| | 25 | at Ole Miss 01/11/20 |
| FT ATTEMPTS | 44 | at Missouri 02/08/20 |
| | 39 | vs Missouri 01/02/21 |
| | 33 | vs South Carolina 01/29/20 |
| | 31 | at Texas A&M 03/07/20 |
| | 31 | at Mississippi State 01/22/20 |
| FT PCT | 1.000 (13-13) | at Ole Miss 01/26/22 |
| | 1.000 (14-14) | vs Florida 02/16/21 |
| | .962 (25-26) | at Ole Miss 01/11/20 |
| | .950 (19-20) | vs Texas A&M 10/12/22 |
| | .909 (10-11) | vs Charlotte 12/07/21 |
| REBOUNDS | 53 | at LSU 01/08/20 |
| | 52 | at Missouri 02/08/20 |
| | 51 | vs Missouri 01/02/21 |
| | 48 | at LSU 01/13/21 |
| OFF REB | 23 | at LSU 01/08/20 |
| | 16 | at Missouri 02/08/20 |
| | 15 | 6x last vs South Carolina 01/18/22 |
| DEF REB | 41 | vs Missouri 01/02/21 |
| | 37 | at Georgia Tech 11/25/19 |
| | 35 | vs Kentucky 01/18/20 |
| | 34 | 2x - last at Alabama 01/16/21 |
| ASSISTS | 18 | vs Oklahoma 12/11/21 |
| | 18 | at Kentucky 02/09/21 |
| | 18 | at Alabama 01/16/21 |
| | 17 | vs Hofstra 12/18/21 |
| | 17 | vs Northern Iowa 11/17/21 |
| | 17 | vs Gardner-Webb 11/13/21 |
| | 17 | vs Mercer 11/09/21 |
| | 17 | vs Baylor 03/29/21 |
| | 17 | vs Colgate 03/19/21 |
| | 17 | at Tennessee 02/11/20 |
| STEALS | 12 | at Mississippi State 12/29/21 |
| | 12 | at Alabama 01/16/21 |
| | 11 | vs Texas A&M 01/22/22 |
| | 10 | at Texas A&M 01/08/22 |
| | 10 | vs LSU 03/13/21 |
| | 10 | at Oklahoma State 01/30/21 |
| | 10 | at Tennessee 01/06/21 |
| | 10 | vs Northern Kentucky 11/30/19 |
| BLOCKS | 9 | at Texas A&M 01/08/22 |
| | 9 | vs Auburn 01/20/21 |
| | 9 | at Tennessee 01/06/21 |
| | 7 | at Oklahoma State 01/30/21 |
| | 7 | vs Oral Roberts 12/20/20 |
| TURNOVERS | 27 | vs Rice 11/05/19 |
| | 26 | vs Mississippi State 02/02/21 |
| | 25 | vs Central Arkansas 12/01/21 |
| | 24 | at Georgia Tech 11/25/19 |
| | 24 | vs Texas Southern 11/19/19 |
| FOULS | 35 | vs LSU 03/04/20 |
| | 33 | vs South Carolina 01/29/20 |
| | 32 | vs Alabama 02/24/21 |
| | 29 | vs West Virginia 01/29/22 |
| | 29 | vs Missouri 01/02/21 |

ARKANSAS TEAM GAME LOWS:

| | | |
|------------|--------------|-------------------------------|
| FEWEST PTS | 59 | at Alabama 01/16/21 |
| | 59 | at Florida 02/18/20 |
| | 61 | vs Mississippi State 02/02/21 |
| | 61 | at Tennessee 02/11/20 |
| | 62 | at Georgia Tech 11/25/19 |
| FEWEST FG | 15 | at Tennessee 02/11/20 |
| | 19 | vs Missouri 01/02/21 |
| | 19 | vs Kentucky 01/18/20 |
| | 20 | vs North Texas 11/12/19 |
| | 20 | vs Montana 11/16/19 |
| FEWEST FGA | 45 | vs North Texas 11/12/19 |
| | 46 | vs Austin Peay 12/03/19 |
| | 49 | at Tennessee 02/11/20 |
| LOWEST FG% | .268 (19-71) | vs Missouri 01/02/21 |

| | | |
|----------------|--------------|--------------------------------------|
| | .306 (15-49) | at Tennessee 02/11/20 |
| | .333 (21-63) | at Alabama 01/16/21 |
| | .333 (19-57) | vs Kentucky 01/18/20 |
| | .342 (26-79) | at LSU 01/13/21 |
| FEWEST 3PT FG | 0 | vs South Carolina 01/18/22 |
| | 1 | vs Oral Roberts 03/27/21 |
| | 2 | vs Mississippi State 02/02/21 |
| | 3 | vs West Virginia 01/29/22 |
| | 3 | vs Charlotte 12/07/21 |
| | 3 | vs Penn 11/28/21 |
| | 3 | vs Cincinnati 11/23/21 |
| | 3 | vs Kansas State 11/22/21 |
| | 3 | vs Northern Kentucky 11/30/19 |
| | 3 | at Missouri 02/08/20 |
| | 3 | at Florida 02/18/20 |
| FEWEST 3 FGA | 9 | vs Oral Roberts 03/27/21 |
| | 9 | vs TCU 01/25/20 |
| | 11 | vs South Carolina 01/18/22 |
| | 11 | vs Baylor 03/29/21 |
| | 13 | vs Charlotte 12/07/21 |
| LOWEST 3 PT% | .000 (0-11) | vs South Carolina 01/18/22 |
| | .111 (1-9) | vs Oral Roberts 03/27/21 |
| | .118 (2-17) | vs Mississippi State 02/02/21 |
| | .136 (3-22) | vs Kansas State 11/22/21 |
| | .167 (4-24) | vs Oral Roberts 12/20/20 |
| | .167 (3-18) | vs Northern Kentucky 11/30/19 |
| | .176 (3-17) | vs Penn 11/28/21 |
| | .176 (3-17) | vs Cincinnati 11/23/21 |
| FEWEST FT | 4 | at Georgia 02/02/22 |
| | 4 | at Oklahoma State 01/30/21 |
| | 6 | at Mississippi State 01/22/20 |
| | 7 | vs Rice 11/05/19 |
| FEWEST FTA | 7 | at Georgia 02/02/22 |
| | 7 | at Oklahoma State 01/30/21 |
| | 8 | at Ole Miss 01/26/22 |
| | 8 | vs Central Arkansas 12/12/20 |
| LOWEST FT% | .471 (8-17) | vs Southern 12/09/20 |
| | .500 (13-26) | vs Central Arkansas 12/01/21 |
| | .533 (8-15) | vs Vanderbilt 01/15/20 |
| | .545 (6-11) | at Mississippi State 01/22/20 |
| | .563 (9-16) | vs Penn 11/28/21 |
| FEWEST REBS | 23 | vs Missouri 02/22/20 |
| | 24 | vs North Texas 11/12/19 |
| | 24 | at LSU 01/08/20 |
| | 25 | at Texas A&M 03/07/20 |
| FEWEST OFF REB | 2 | vs Missouri 02/22/20 |
| | 3 | at LSU 01/08/20 |
| | 3 | at Georgia Tech 11/25/19 |
| | 4 | at Ole Miss 01/26/22 |
| | 4 | vs North Texas 11/12/19 |
| FEWEST DEF REB | 15 | at Florida 02/18/20 |
| | 18 | at Tennessee 02/11/20 |
| | 18 | vs TCU 01/25/20 |
| | 19 | vs Mississippi State 02/15/20 |
| FEWEST ASSISTS | 6 | at Tennessee 02/11/20 |
| | 7 | vs Kansas State 11/22/21 |
| | 7 | vs Missouri 01/02/21 |
| | 7 | at Alabama 02/01/20 |
| | 8 | 8x - last vs South Carolina 01/18/22 |
| FEWEST STEALS | 0 | vs Texas Tech 03/21/21 |
| | 2 | at Tennessee 01/06/21 |
| | 4 | vs West Virginia 01/29/22 |
| | 4 | at Western Kentucky 12/07/19 |
| | 4 | vs Mississippi State 02/15/20 |
| | 4 | vs LSU 03/04/20 |
| FEWEST BLOCKS | 1 | vs Texas Tech 03/21/21 |
| | 1 | vs Georgia 01/09/21 |
| | 1 | vs Northern Kentucky 11/30/19 |
| | 1 | vs South Carolina 01/29/20 |
| | 1 | vs Mississippi State 02/15/20 |
| | 1 | at Florida 02/18/20 |
| FEWEST TO | 5 | vs Northern Iowa 11/17/21 |
| | 5 | vs LSU 03/04/20 |
| | 6 | at Kentucky 02/09/21 |
| | 6 | at Georgia 02/29/20 |
| | 7 | 5x |
| FOULS | 6 | vs Mercer 11/09/21 |
| | 10 | vs Southern 12/09/20 |
| | 12 | vs Mississippi Valley 11/25/20 |
| | 14 | 6x: Last: at Ole Miss 01/26/22 |

OPPONENT GAME LOWS (at Ark):

| | | |
|------------|----|---------------------------------|
| FEWEST PTS | 43 | vs Missouri 01/12/22 |
| | 43 | vs Rice 11/05/19 |
| | 43 | vs North Texas 11/12/19 |
| | 44 | vs Southern 12/09/20 |
| | 45 | vs Mississippi State 02/02/21 |
| FEWEST FG | 14 | vs Missouri 01/12/22 |
| | 15 | vs Mississippi State 02/02/21 |
| | 15 | vs Lipscomb 12/05/20 |
| | 16 | vs Rice 11/05/19 |
| | 17 | vs North Texas 11/12/19 |
| | 18 | 2x - Last: vs Southern 12/09/20 |
| FEWEST FGA | 45 | vs Texas A&M 01/04/20 |
| | 46 | at Florida 02/18/20 |
| | 48 | vs Vanderbilt 01/15/20 |
| | 48 | vs Missouri 01/12/22 |

| | | |
|-----------------|--------------|--------------------------------------|
| | 49 | vs Mississippi State 02/02/21 |
| LOWEST FG% | .254 (15-59) | vs Lipscomb 12/05/20 |
| | .286 (18-63) | vs Southern 12/09/20 |
| | .286 (16-56) | vs Rice 11/05/19 |
| | .292 (14-48) | vs Missouri 01/12/22 |
| | .306 (15-49) | vs Mississippi State 02/20/21 |
| FEWEST 3PT FG | 1 | vs Ole Miss 01/27/21 |
| | 1 | vs Southern 12/09/20 |
| | 2 | vs Missouri 01/12/22 |
| | 2 | vs North Texas 11/28/20 |
| | 2 | vs Rice 11/05/19 |
| | 2 | vs North Texas 11/12/19 |
| | 2 | vs Montana 11/16/19 |
| | 2 | vs Texas Southern 11/19/19 |
| | 2 | at Georgia Tech 11/25/19 |
| FEWEST 3 FGA | 7 | vs Mississippi State 02/15/20 |
| | 11 | vs Texas Southern 11/19/19 |
| | 12 | vs South Dakota 11/22/19 |
| | 12 | at Georgia Tech 11/25/19 |
| LOWEST 3 PT% | .063 (1-16) | vs Ole Miss 01/27/21 |
| | .077 (1-13) | vs Southern 12/09/20 |
| | .080 (2-25) | vs Rice 11/05/19 |
| | .118 (2-17) | vs North Texas 11/12/19 |
| | .125 (2-16) | vs Missouri 01/12/22 |
| | .125 (2-16) | vs Montana 11/16/19 |
| FEWEST FT | 3 | vs Alabama 02/24/21 |
| | 3 | vs Mississippi Valley 11/25/20 |
| | 5 | vs Elon 12/21/21 |
| | 6 | vs LSU 02/27/21 |
| | 7 | 3x - Last: vs Southern 12/09/20 |
| FEWEST FTA | 3 | vs Alabama 02/24/21 |
| | 6 | vs Mississippi Valley 11/25/20 |
| | 9 | vs Elon 12/21/21 |
| | 10 | vs Texas A&M 03/06/21 |
| | 10 | vs Southern 12/09/20 |
| LOWEST FT% | .375 (3-8) | vs Alabama 02/24/21 |
| | .467 (7-15) | vs Central Arkansas 12/01/21 |
| | .500 (12-24) | vs South Carolina 01/18/22 |
| | .500 (6-12) | vs LSU 02/27/21 |
| | .500 (9-18) | at Indiana 12/29/19 |
| FEWEST REBS | 21 | vs Charlotte 12/01/21 |
| | 22 | vs Mercer 11/09/21 |
| | 26 | vs West Virginia 01/29/22 |
| | 27 | vs Elon 12/21/21 |
| | 27 | vs Rice 11/05/19 |
| | 28 | vs Penn 11/28/21 |
| | 28 | at Tennessee 01/06/21 |
| | 28 | vs Abilene Christian 12/20/20 |
| | 28 | vs Mississippi State 02/15/20 |
| FEWEST OFF REBS | 4 | vs Charlotte 12/01/21 |
| | 4 | vs Mercer 11/09/21 |
| | 4 | vs Mississippi State 02/15/20 |
| | 4 | vs Vanderbilt 01/15/20 |
| | 5 | vs Oklahoma 12/11/21 |
| | 5 | vs Central Arkansas 12/01/21 |
| | 5 | vs Gardner-Webb 11/13/21 |
| | 5 | vs Missouri 03/12/21 |
| | 5 | vs South Carolina 01/29/20 |
| | 5 | vs Northern Kentucky 11/30/19 |
| FEWEST DEF REBS | 17 | vs Charlotte 12/01/21 |
| | 18 | vs Mercer 11/09/21 |
| | 18 | vs Baylor 03/29/21 |
| | 19 | vs West Virginia 01/29/22 |
| | 19 | vs Elon 12/21/21 |
| FEWEST ASSISTS | 5 | vs Southern 12/09/20 |
| | 6 | vs Florida 02/16/21 |
| | 6 | at Ole Miss 01/11/20 |
| | 6 | at Missouri 02/08/20 |
| | 7 | 4x - Last: vs Kansas State 11/22/21 |
| FEWEST STEALS | 0 | vs Vanderbilt 01/15/20 |
| | 1 | vs Cincinnati 11/23/21 |
| | 1 | at Kentucky 02/09/21 |
| | 1 | at LSU 01/08/20 |
| | 2 | vs LSU 02/27/21 |
| | 2 | at Georgia 02/29/20 |
| FEWEST BLOCKS | 0 | vs Hofstra 12/18/21 |
| | 0 | vs Georgia 01/09/21 |
| | 0 | vs Southern 12/09/20 |
| | 0 | vs North Texas 11/12/19 |
| | 0 | vs Austin Peay 12/03/19 |
| | 1 | 13x - Last: vs Vanderbilt 01/04/21 |
| FEWEST TO | 5 | at Tennessee 01/06/21 |
| | 7 | vs Lipscomb 12/05/20 |
| | 8 | vs LSU 02/27/21 |
| | 9 | 4x - Last: vs West Virginia 01/29/22 |
| FEWEST FOULS | 12 | at Tennessee 01/06/21 |
| | 12 | vs Central Arkansas 12/12/20 |
| | 14 | at Georgia 02/02/22 |
| | 14 | vs Penn 11/28/21 |
| | 14 | vs Northern Iowa 11/17/21 |
| | 14 | vs LSU 03/13/21 |
| | 14 | at South Carolina 03/02/21 |
| | 14 | at Oklahoma State 01/30/21 |

IN HIS FIRST SIX YEARS AS A COLLEGIATE HEAD COACH

- » Led the NCAA in 3-pt FG Pct Defense (2020)
- » Led the NCAA in Free Throws Made (2016)
- » Ranked 1st (3x) or 2nd (3x) six times in the league in FT Made
- » Ranked 1st (4x) or 2nd (2x) six times in the league in FT Attempts
- » 6x - Ranked among NCAA top 25 in FT Made AND FT Attempts
- » 4x - Led the league in Scoring Margin (2017, '18, '19, '21)
- » 4x - Led the league in Fewest Turnovers (2017, '18, '19, '20)
- » 3x - Led the league in Overall W-L Percentage (2017, '18, '19)
- » 3x - Led the league in Assist-To-TO Ratio (2017, '18, '19)
- » 3x - In NCAA top 20 in 3PTFG% Defense (2017, '18, '20)

OTHER TEAM HIGHLIGHTS

- » 2nd in the NCAA in Assist-To-TO Ratio (2018)
- » 2nd in the NCAA in Total Rebounds (2016)
- » 2nd in the NCAA in Free Throws Made (2021)
- » 3rd in the NCAA in Total Blocked Shots (2016)
- » 4th in the NCAA in Rebound Margin (2016)
- » 4th in the NCAA in Fewest TO Per Gm (2018)
- » 7th in the NCAA in Blocks Per Game (2016)
- » 9th in the NCAA in Scoring Margin (2019)
- » 9th in the NCAA in Turnover Margin (2020)
- » 10th in the NCAA in Total Assists (2018)

PLAYER HIGHLIGHTS

- » 6 Players in the NBA over past three years
- » 4x - Player led his league in 3-PT FG Made AND 3-PT FG Attempts
- » 3x - Player led his league in points scored
- » 4 All-American Honors (Caleb Martin 2x, Mason Jones, Moses Moody)
- » 2 Conference Players of the Year
- » 2 Conference Freshman of the Year
- » 3 Conference Newcomers of the Year
- » 5 All-Defensive Team Honors
- » 3 Conference 6th Man Award
- » 1 Conference Defensive Player of the Year
- » 17 All-Conference Honors

MUSSELMAN MILESTONE WINS

OVERALL

| | | | |
|-----|----------|--|--------|
| 1 | 11/13/15 | vs Coastal Carolina (Honolulu, Hawaii) | 73-56 |
| 100 | 01/24/19 | Colorado State (Reno, Nev.) | 100-60 |
| 150 | 03/02/21 | at South Carolina (Columbia, S.C.) | 101-73 |

AT ARKANSAS

| | | | |
|----|----------|----------------------------------|-------|
| 1 | 11/05/19 | Rice (Fayetteville, Ark.) | 91-43 |
| 50 | 11/23/21 | vs Cincinnati (Kansas City, Mo.) | 73-67 |

MUSSELMAN PLAYERS OF NOTE

CODY MARTIN

NEVADA

- Charlotte Hornets (Free Agent) • 2019-pres.
- 2x All-Mountain West (2018 and 2019)
- 2018 Mountain West Defensive Player of the Year

CALEB MARTIN

NEVADA

- Hornets (2019 2nd Rd / 36th pick) • Heat 2021-pres.
- 2x First Team All-America (2018 and 2019)
- 2018 Mountain West Player & Newcomer of the Year

JORDAN CAROLINE

NEVADA

- 3x First Team All-Mountain West (2018 and 2019)

CAM OLIVER

NEVADA

- Rockets (2021 Free Agent) • South Bay Lakers 2021-pres.
- Led Australian NBL in rebounding in 2020; named All-NBA

JALEN HARRIS

NEVADA

- Toronto Raptors (2nd Rd / 59th pick) • 2020

ISAIAH JOE

ARKANSAS

- Philadelphia 76ers (2nd Rd • 49th pick) • 2020-pres

MASON JONES

ARKANSAS

- Rockets & 76ers (2020 Free Agent) • South Bay Lakers 2021
- 2020 All-American
- 2020 SEC Player of the Year

MOSES MOODY

ARKANSAS

- Golden State Warriors (1st Rd • 14th pick) • 2021
- 1st "one-and-done" in Arkansas history
- 2021 All-American
- 2021 SEC Freshman & Newcomer of the Year

JD NOTAE

ARKANSAS

- 2021 Bleacher Report's National and SEC 6th Man of the Year

MUSSELMAN RECORD • POINTS SCORED

| | |
|------------------------------------|--------------|
| Scoring Below 50 Points: | 0-0 |
| - At Arkansas | 0-0 |
| Home: | 0-0 |
| Away: | 0-0 |
| Neutral: | 0-0 |
| Scoring 50-59 Points: | 0-9 |
| - At Arkansas: | 0-1 |
| Home: | 0-1 |
| Away: | 0-6 |
| Neutral: | 0-2 |
| Scoring 60-69 Points: | 19-17 |
| - At Arkansas | 11-6 |
| Home: | 10-4 |
| Away: | 5-9 |
| Neutral: | 4-4 |
| Scoring 70-79 Points: | 58-22 |
| - At Arkansas | 20-11 |
| Home: | 34-5 |
| Away: | 14-12 |
| Neutral: | 10-5 |
| Scoring 80-89 Points: | 59-5 |
| - At Arkansas | 17-3 |
| Home: | 35-0 |
| Away: | 15-3 |
| Neutral: | 9-2 |
| Scoring 90-99 Points: | 25-1 |
| - At Arkansas | 10-0 |
| Home: | 15-0 |
| Away: | 9-1 |
| Neutral: | 1-0 |
| Scoring 100 or More Points: | 11-1 |
| - At Arkansas | 3-0 |
| Home: | 7-0 |
| Away: | 3-1 |
| Neutral: | 1-0 |

BEST WINNING PERCENTAGE among active NCAA Division I head coaches

(min 5 yrs • Division I wins)

(https://stats.NCAA.org/head_coaches • Thru Feb. 3)

| | | | | |
|----|---------------------------------|-------------|---------------|---------------|
| 1 | Mark Few, Gonzaga | .836 | 648-127 | 23rd yr |
| 2 | Chris Jans, New Mexico State | .770 | 134-40 | 6th yr |
| 3 | Bill Self, Kansas | .768 | 747-226 | 29th yr |
| 4 | Mike Krzyzewski, Duke | .765 | 1188-364 | 47th yr |
| 5 | John Calipari, Kentucky | .764 | 760-235 | 30th yr |
| 6 | Brian Dutcher, San Diego St. | .758 | 108-36 | 5th yr |
| 7 | ERIC MUSSELMAN, ARKANSAS | .748 | 172-58 | 7th yr |
| 8 | Bruce Pearl, Auburn | .723 | 621-238 | 26th yr |
| 9 | Tony Bennett, Virginia | .722 | 377-145 | 15th yr |
| 10 | Tom Izzo, Michigan State | .719 | 660-258 | 27th yr |



MUSSELMAN RECORD • POINTS ALLOWED

| | |
|--|--------------|
| Opponent Scores Below 50 Points: | 8-0 |
| - At Arkansas | 6-0 |
| Home: | 7-0 |
| Away: | 1-0 |
| Neutral: | 0-0 |
| Opponent Scores 50-59 Points: | 29-1 |
| - At Arkansas | 11-0 |
| Home: | 20-1 |
| Away: | 8-0 |
| Neutral: | 1-0 |
| Opponent Scores 60-69 Points: | 68-6 |
| - At Arkansas | 24-0 |
| Home: | 42-0 |
| Away: | 12-2 |
| Neutral: | 14-4 |
| Opponent Scores 70-79 Points: | 47-20 |
| - At Arkansas | 15-10 |
| Home: | 25-6 |
| Away: | 15-11 |
| Neutral: | 7-3 |
| Opponent Scores 80-89 Points: | 18-20 |
| - At Arkansas | 5-10 |
| Home: | 7-3 |
| Away: | 8-13 |
| Neutral: | 3-4 |
| Opponent Scores 90-99 Points: | 2-6 |
| - At Arkansas | 1-3 |
| Home: | 2-2 |
| Away: | 0-3 |
| Neutral: | 0-1 |
| Opponent Scores 100 or More Points: | 1-2 |
| - At Arkansas | 0-0 |
| Home: | 0-0 |
| Away: | 1-2 |
| Neutral: | 0-0 |



STANLEY UMUDE

Pronounced: UH-Moo-day

Gr.Sr. | G | 6-6 | 210 | San Antonio, Texas | Warren HS | Univ. of South Dakota



@StanleyUmude_

@stanleyumude

GENERAL:

• Made the Department's Honor Roll (3.0-3.49 GPA) for Fall 2021

• Member of the Southeastern Conference Men's and Women's Basketball Leadership Council.
• Played four seasons at South Dakota ... Tabbed **first team All-Summit League twice** (2021 and 2019) and earned second team all-league honors in 2020 ... **Ranked ninth in the NCAA in scoring** (21.6) in 2020-21 ... Graduated from South Dakota in the spring of 2021 with a Bachelor of General Studies degree ... Scored 1,520 points in his career to rank 11th on the Coyotes' all-time list while pulling down 549 rebounds with 183 assists, 91 blocked shots (8th in USD history) and 55 steals.

• **Grabbed 600th career rebound vs Hofstra ... Recorded 100th career blocked shot at Miss State ... Handed out his 200th career assist vs Texas A&M ... Eclipsed 1,700 career points vs South Carolina**

2021-22 HIGHLIGHTS:

- **UNI:** Just missed a double-double with 10 points and 9 rebounds (including 8 defensive).
- **Penn:** Had 19 points and seven rebounds in the win ... Made 7-of-10 FG / 2-of-3 3PT.
- **UCA:** Threatened another double-double with a game-high 19 points with eight rebounds, two steals and two blocked shots ... Was a bright spot with 14 first-half points, including nine over the final 8 minutes (Arkansas was down 2 then led by six at the half).
- **@ Miss State:** Tied then season-high with a team-best 19 points (7-of-12 FG and 2-of-4 3PT)
- **Vandy:** Pumped in 28 points, 11 FG made and 3 3's made ... Scored 18 first-half points including 16 of the team's first 21 points.
- **Mizzou:** Had a season-high three blocked shots (one off his career high) and added five rebounds, two assists and a steal
- **@ LSU:** Pulled down an SEC-best six rebounds ... Sealed the win with an offensive rebound and put-back with 22 seconds (it was his lone offensive board, getting Au'Diese Toney's tip off a missed JD Notae free throw).
- **South Carolina:** For the second straight game, had an SEC-best six rebounds ... Also had SEC bests in free throws made (4) and attempts (6)
- **Texas A&M:** Had his best overall game with 15 points, SEC-best seven rebounds, season-high three assists and tying a career high with three steals ... Did so while playing a career-high 43:41 ... Had a highlight reel dunk with 1.2 seconds left to put the Hogs up three (76-73).
- **West Virginia:** With JD Notae battling foul trouble, Umude carried the offense in the first half with nine points and five rebounds (two offensive) ... Finished with 12 points and eight boards (four offensive) and two blocked shots ... Only played 7:39 in the second half and, after the game, Coach Muss said, "I thought Stan was awesome. Quite frankly, it will gnaw on me that he didn't get more of an opportunity the last 11 minutes because he certainly deserved it." ... Teamed with Trey Wade to hold sharp-shooting Sean McNeil to just 3-of-11 shooting (1-of-6 from 3-point).
- **@ Georgia:** Led the Hogs to the win with a **season-high 31 points, a season-high four assists** and making a **career-high six 3-pointers made** ... Added two steals and two blocked shots ... Hit a layup with 3:26 left in the first half to give Arkansas a 1-point lead (44-43) — a lead the Hogs would not relinquish ... Also, up 4 (32-28) with 4 minutes left in the 1st half, Umude **scored 23 points** — including back-to-back 3's to end the run for a 23-point lead — **as part of a 41-14 run** that went to the 10-minute mark of the 2nd half ... [Hear Muss talk about the back-to-back 3's.](#)

DOUBLE-DOUBLES (13)

SOPHOMORE @ South Dakota (3)
12/29/18 • at North Dakota State 17 pts 11 reb
02/07/19 • OMAHA 24 pts 10 reb
02/20/19 • DENVER 18 pts 10 reb

JUNIOR @ South Dakota (5)
11/30/19 • at Northern Arizona ^ 18 pts 14 reb
12/02/19 • at Washington ^ 17 pts 13 reb
12/06/19 • MOUNT MARTY ^ 19 pts 14 reb
01/19/20 • at South Dakota State 11 pts 10 reb
01/30/20 • at Denver 23 pts 13 reb

SENIOR @ South Dakota (5)
12/01/20 • at Nebraska 25 pts 12 reb
12/12/20 • vs South Dakota State 41 pts 11 reb
01/03/21 • DENVER 27 pts 11 reb
01/23/21 • at Western Illinois 14 pts 11 reb
02/13/21 • at North Dakota 26 pts 13 reb

^ - Consecutive games

• **Led his team/ARK in Pts:** 44 / 4
• **Led his team/ARK in Reb:** 37 / 1
• **Led his team/ARK Assists:** 8 / 0
• **Led his tm/ARK in PTS+REB Same Gm ...** 13 / 0
• **Led his tm/ARK in P+R+A Same Gm ...** 4 / 0
• **CAREER: Double-figure Pts:** 82 / 11
Double-figure Rebs: 14 / 0
20-pt gms: 33 / 2
30-pt gms - 40-pt gms: 6 - 1
Gms with a 3PT FG: 72 / 12
Gms with 3+ PT FG: 11 / 2
Gms with 3+ Assists: 33 / 3
Gms with 5+ Rebs: 69 / 8



PERSONAL BESTS

POINTS

Season: 31 at Georgia (02/02/22)
Career: 41 vs South Dakota State (12/12/20)
SEC: 31 at Georgia (02/02/22)

FG MADE

Season: 12 at Georgia (02/02/22)
Career: 17 vs South Dakota State (12/12/20)
SEC: 12 at Georgia (02/02/22)

FG ATTEMPTED

Season: 20 (2x) last at Georgia (02/02/22)
Career: 26 vs South Dakota State (12/12/20)
SEC: 20 (2x) last at Georgia (02/02/22)

3-PT FG MADE

Season: 6 at Georgia (02/02/22)
Career: 6 at Georgia (02/02/22)
SEC: 6 at Georgia (02/02/22)

3-PT FG ATT

Season: 8 at Georgia (02/02/22)
Career: 9 vs North Dakota (12/10/20)
SEC: 8 at Georgia (02/02/22)

FT MADE

Season: 5 vs Little Rock (12/04/21)
Career: 14 at Oral Roberts (02/15/20)
SEC: 4 (2x) last vs Texas A&M (01/22/22)

FT ATTEMPTED

Season: 6 (2x) last vs Little Rock (12/04/21)
Career: 20 at Oral Roberts (02/15/20)
SEC: 6 vs South Carolina (01/18/22)

REBOUNDS

Season: 9 vs UNI (11/17/21)
Career: 14 (2x) last vs Mt. Morry (12/06/19)
SEC: 7 vs Texas A&M (01/22/22)

ASSISTS

Season: 4 at Georgia (02/02/22)
Career: 7 North Dakota State (02/19/20)
SEC: 4 at Georgia (02/02/22)

STEALS

Season: 3 vs Texas A&M (01/22/22)
Career: 3 (6x) last vs Texas A&M (02/13/21)
SEC: 3 vs Texas A&M (01/22/22)

BLOCKED SHOTS

Season: 3 vs Missouri (01/12/22)
Career: 4 (2x) last vs Denver (02/20/19)
SEC: 3 vs Missouri (01/12/22)

MINUTES

Season: 43:41 vs Texas A&M (01/22/22)
Career: 43:41 vs Texas A&M (01/22/22)
SEC: 43:41 vs Texas A&M (01/22/22)

STANLEY UMUDE'S 2021-22 GAME STATS

| Opponent | Date | GS | Min | FG | FGA | Pct | 3FG | 3A | Pct | FT | FTA | Pct | O | D | Tot | Avg | PF | FO | A | TO | Blk | Stl | Pts | Avg | |
|----------------------|----------|----|-----|-----|-----|-------|------|----|-------|------|-----|-------|------|----|-----|-----|-----|----|---|----|-----|-----|-----|------|------|
| MERCER | 11/09/21 | * | 17 | 3 | 7 | .429 | 0 | 1 | .000 | 0 | 0 | .000 | 1 | 2 | 3 | 3.0 | 0 | 0 | 1 | 1 | 0 | 0 | 6 | 6.0 | |
| GARDNER-WEBB | 11/13/21 | | 27 | 4 | 7 | .571 | 1 | 1 | 1.000 | 0 | 0 | .000 | 1 | 3 | 4 | 3.5 | 2 | 0 | 3 | 2 | 0 | 0 | 9 | 7.5 | |
| NORTHERN IOWA | 11/17/21 | | 29 | 4 | 10 | .400 | 1 | 2 | .500 | 1 | 2 | .500 | 1 | 8 | 9 | 5.3 | 2 | 0 | 1 | 1 | 1 | 1 | 10 | 8.3 | |
| vs Kansas State | 11/22/21 | | 21 | 5 | 9 | .556 | 0 | 2 | .000 | 0 | 0 | .000 | 1 | 3 | 4 | 5.0 | 3 | 0 | 0 | 2 | 1 | 2 | 10 | 8.8 | |
| vs Cincinnati | 11/23/21 | | 8 | 2 | 5 | .400 | 0 | 1 | .000 | 0 | 0 | .000 | 0 | 1 | 1 | 4.2 | 0 | 0 | 0 | 1 | 0 | 1 | 4 | 7.8 | |
| PENN | 11/28/21 | | 34 | 7 | 10 | .700 | 2 | 3 | .667 | 3 | 5 | .600 | 0 | 7 | 7 | 4.7 | 2 | 0 | 0 | 2 | 1 | 1 | 19 | 9.7 | |
| CENTRAL ARKANSAS | 12/01/21 | | 24 | 7 | 15 | .467 | 1 | 3 | .333 | 2 | 6 | .333 | 5 | 3 | 8 | 5.1 | 2 | 0 | 1 | 3 | 2 | 2 | 17 | 10.7 | |
| LITTLE ROCK | 12/04/21 | | 19 | 2 | 5 | .400 | 0 | 1 | .000 | 5 | 6 | .833 | 2 | 1 | 3 | 4.9 | 2 | 0 | 1 | 2 | 0 | 1 | 9 | 10.5 | |
| CHARLOTTE | 12/07/21 | | 10 | 0 | 6 | .000 | 0 | 1 | .000 | 0 | 0 | .000 | 2 | 1 | 3 | 4.7 | 2 | 0 | 0 | 0 | 0 | 0 | 0 | 9.3 | |
| vs Oklahoma | 12/11/21 | | 26 | 3 | 7 | .429 | 0 | 3 | .000 | 2 | 2 | 1.000 | 3 | 1 | 4 | 4.6 | 4 | 0 | 0 | 3 | 0 | 1 | 8 | 9.2 | |
| vs Hofstra | 12/18/21 | * | 29 | 3 | 9 | .333 | 0 | 4 | .000 | 0 | 0 | .000 | 0 | 5 | 5 | 4.6 | 0 | 0 | 3 | 2 | 2 | 0 | 6 | 8.9 | |
| ELON | 12/21/21 | | 5 | 1 | 1 | 1.000 | 0 | 0 | .000 | 0 | 0 | .000 | 0 | 0 | 0 | 4.3 | 2 | 0 | 1 | 2 | 1 | 0 | 2 | 8.3 | |
| at Mississippi State | 12/29/21 | | 26 | 7 | 12 | .583 | 2 | 4 | .500 | 3 | 4 | .750 | 1 | 2 | 3 | 4.2 | 3 | 0 | 0 | 1 | 1 | 2 | 19 | 9.2 | |
| VANDERBILT | 01/04/22 | * | 34 | 11 | 20 | .550 | 3 | 7 | .429 | 3 | 4 | .750 | 2 | 1 | 3 | 4.1 | 4 | 0 | 0 | 4 | 0 | 2 | 28 | 10.5 | |
| at Texas A&M | 01/08/22 | * | 23 | 4 | 8 | .500 | 1 | 3 | .333 | 1 | 2 | .500 | 1 | 2 | 3 | 4.0 | 5 | 1 | 1 | 1 | 1 | 0 | 10 | 10.5 | |
| MISSOURI | 01/12/22 | | 22 | 2 | 6 | .333 | 1 | 3 | .333 | 0 | 0 | .000 | 1 | 4 | 5 | 4.1 | 3 | 0 | 2 | 1 | 3 | 1 | 5 | 10.1 | |
| at LSU | 01/15/22 | * | 24 | 2 | 4 | .500 | 1 | 2 | .500 | 3 | 4 | .750 | 1 | 5 | 6 | 4.2 | 2 | 0 | 0 | 3 | 0 | 0 | 8 | 10.0 | |
| SOUTH CAROLINA | 01/18/22 | * | 30 | 4 | 8 | .500 | 0 | 2 | .000 | 4 | 6 | .667 | 1 | 5 | 6 | 4.3 | 3 | 0 | 0 | 1 | 2 | 2 | 12 | 10.1 | |
| TEXAS A&M | 01/22/22 | * | 44 | 5 | 14 | .357 | 1 | 5 | .200 | 4 | 4 | 1.000 | 1 | 6 | 7 | 4.4 | 2 | 0 | 3 | 0 | 1 | 3 | 15 | 10.4 | |
| at Ole Miss | 01/26/22 | * | 19 | 0 | 4 | .000 | 0 | 1 | .000 | 0 | 0 | .000 | 0 | 2 | 2 | 4.3 | 2 | 0 | 0 | 0 | 0 | 2 | 0 | 9.9 | |
| WEST VIRGINIA | 01/29/22 | * | 24 | 4 | 9 | .444 | 1 | 3 | .333 | 3 | 3 | 1.000 | 4 | 4 | 8 | 4.5 | 2 | 0 | 1 | 3 | 2 | 0 | 12 | 10.0 | |
| at Georgia | 02/02/22 | * | 37 | 12 | 20 | .600 | 6 | 8 | .750 | 1 | 2 | .500 | 0 | 4 | 4 | 4.5 | 1 | 0 | 4 | 2 | 2 | 2 | 31 | 10.9 | |
| Totals | | | 10 | 532 | 92 | 196 | .469 | 21 | 60 | .350 | 35 | 50 | .700 | 28 | 70 | 98 | 4.5 | 48 | 1 | 22 | 37 | 20 | 23 | 240 | 10.9 |

STANLEY UMUDE CAREER STATISTICS

| Year | GP | GS | Min | Avg | FG | FGA | Pct | 3FG | 3FGA | Pct | FT | FTA | Pct | Off | Def | Tot | Avg | PF | FO | AST | TO | Blk | Stl | Pts | Avg |
|---------------|-----|----|------|------|-----|------|------|-----|------|------|-----|-----|------|-----|-----|-----|-----|-----|----|-----|-----|-----|-----|------|------|
| 2017-18 (USD) | 14 | 0 | 47 | 3.4 | 4 | 14 | .286 | 0 | 3 | .000 | 7 | 10 | .700 | 0 | 7 | 7 | 0.5 | 3 | 0 | 2 | 6 | 2 | 1 | 15 | 1.1 |
| 2018-19 (USD) | 30 | 18 | 797 | 28.6 | 156 | 318 | .491 | 26 | 74 | .351 | 94 | 134 | .701 | 32 | 133 | 165 | 5.5 | 89 | 2 | 41 | 51 | 37 | 22 | 432 | 14.4 |
| 2019-20 (USD) | 32 | 32 | 977 | 30.5 | 190 | 414 | .459 | 36 | 108 | .333 | 117 | 157 | .745 | 22 | 179 | 201 | 6.3 | 76 | 1 | 66 | 64 | 43 | 21 | 533 | 16.7 |
| 2020-21 (USD) | 25 | 25 | 807 | 32.3 | 193 | 410 | .471 | 39 | 110 | .355 | 115 | 144 | .797 | 14 | 162 | 176 | 7.0 | 53 | 0 | 74 | 63 | 9 | 11 | 540 | 21.6 |
| 2021-22 (ARK) | 22 | 10 | 532 | 24.2 | 92 | 196 | .469 | 21 | 60 | .350 | 35 | 50 | .700 | 28 | 70 | 98 | 4.5 | 48 | 1 | 22 | 37 | 20 | 23 | 240 | 10.9 |
| TOTAL | 123 | 85 | 3160 | 25.7 | 635 | 1352 | .470 | 122 | 355 | .344 | 368 | 495 | .743 | 96 | 551 | 647 | 5.3 | 269 | 4 | 205 | 221 | 111 | 78 | 1760 | 14.3 |

1 JD NOTAE

Pronounced: No-Tay

*Sr. | G | 6-2 | 190 | Covington, Ga. | Newton HS | Jacksonville Univ.

GENERAL

- Played his first two seasons at Jacksonville and scored 929 points with the Dolphins ... Was **second team All-ASUN** in 2019 and **ASUN Freshman of the Year** in 2018 ... Has scored 1,339 in three years ... Named the **2021 BLEACHER REPORT NATIONAL SIXTH MAN OF THE YEAR** and the **2021 SEC COACHES SIXTH MAN OF THE YEAR**.
- Preseason 1st team All-SEC** (coaches) ... Received votes for preseason SEC Player of the Year (media) but was not on the media preseason team
- 1st in the SEC in scoring but has only led the Hogs in scoring in 10 of his 20 games ... Only Razorback to score double figures in all of the games he has played (20) ... Has led the team in steals 13 times and assists 9 times.**
- Ranks 12th in the NCAA (1st in the SEC) in steals/gm ... Has at least two steals in 13 of his 20 games played.**

2021-22 HIGHLIGHTS:

- Mercer:** Scored a game-high 30 (his best as a Hog, 3rd career 30+ pt game) with a career-high seven steals ... 6 steals came in the 2nd half to spur the come-from-behind win ... His seven steals ties for 8th on the school's single-game list ... Just the 6th Razorback to score at least 30 in a season opener.
- UNI:** Just missed his second career triple-double with 17 pts • 9 assists • 8 rebounds ... Only committed one turnover ... Led the team in assists, was second on the team in points and rebounds.
- Hofstra Classic:** Struggled shooting, but still scored double-digits in both games ... However, had five assists and three steals vs K-State and added two steals vs Cincy, including one with 1:40 left that set-up the Hogs' game-winning run.
- Penn:** Scored a game-high 28 and tied for team lead with nine rebounds ... Added five assists (four in the second half) ... Scored 14 of Arkansas' final 18 points, including 10 straight for the Hogs from 5:28 to 27 seconds left.
- UCA:** Only scored 10 points, but led the team with six assists and added three steals.
- LR:** Tied for team lead in points with 18 ... Scored 16 of those in the second half ... Leading by 9 with seven minutes to play, scored nine straight for the Hogs, with two steals.
- Hofstra:** Came off the bench for the first time and scored a team-best 20 points, making 4-of-9 3-pointers ... Added six rebounds.
- Elon:** Tied for the team lead with seven rebounds.
- Vandy:** Scored 16 points and **led the team, while tying SEC career highs, with five assists and five steals ... Had a career-high and team season-best 13 defensive ball touches (7 deflections, 5 steals, 1 blocked shot)**
- @ A&M:** Led the team and had an **SEC career-best with 31 points** ... Scored 12 points to start game as Arkansas raced out to a 20-9 lead ... Scored seven in a 13-3 run to cut Arkansas deficit from 11 to 1 with 1:08 to play ... Scored 17 in the first half and 14 in the second half with two of his three assists and both steals.
- Mizzou:** Scored 9 of Arkansas' first 18 points as the Hogs led 18-3 early ... Finished with a game-high 19 points.
- @ LSU:** Had a game-high 19 points, including a 3-pointer to cap a 10-0 Arkansas run ... Two of his 19 came while shooting free throws for an injured Davonte Davis late in the first half ... Only played 27 minutes due to foul trouble ... Also led the team in assists ... Team was +18 in his 27 minutes played —the only Hog in double-digits for Plus-Minus.
- South Carolina:** Led the team in assists (5) and **tied a career high in blocked shots (3)** ... Added 17 points (making 7-of-8 FT) and an **SEC career-best seven rebounds** ... Had a team-best +31 (+24 in the second half) ... Only played 9:24 in the first half due to foul trouble ... Played all 20 minutes of the 2nd half with 14 pts, 5 rebs, 4 assists and 3 BLKS.
- Texas A&M:** Led the team in both points (17) and assists (4) while adding six rebounds and three steals.
- @ Ole Miss:** For the third straight game, led the team in both points (25) and assists (5).
- West Virginia:** Only played the first 3:26 of the first half before picking up two fouls and sitting the bench the rest of the half ... However, scored five points (a 3-pointer to start the game and a layup) with an assist ... Finished with 15 points.
- @ Georgia:** Scored 23 points and posted **SEC career-bests with nine rebounds and six assists** ... Helped Arkansas out-score UGA 46-26 in the second half with 11 points, five rebounds and four assists.

| | | | |
|-----------------|-------|----------|------------|
| Total Steals | 50 | 1st SEC | 6th NCAA |
| Steals/Gm | 2.38 | 1st SEC | 8th NCAA |
| Total FG Att | 326 | 1st SEC | 14th NCAA |
| Total FG Made | 148 | 1st SEC | 31st NCAA |
| Points/Gm | 19.0 | 2nd SEC | 44th NCAA |
| 3PT FG Att | 152 | 3rd SEC | 48th NCAA |
| Minutes/Gm | 32:57 | 3rd SEC | 199th NCAA |
| 3PT FG/Gm | 2.29 | 4th SEC | 162nd NCAA |
| FG% | .435 | 7th SEC | 236th NCAA |
| Assists/Gm | 3.5 | 12th SEC | 210th NCAA |
| Assist-TO Ratio | 1.28 | 13th SEC | 304th NCAA |
| FT% | .750 | 15th SEC | 276th NCAA |
| FT Made | 54 | 23rd SEC | 333rd NCAA |
| FT Att | 72 | 21st SEC | 345th NCAA |

TRIPLE-DOUBLES (1)

| | |
|------------------------------|----------|
| 01/09/19 • at Kennesaw State | 15-10-10 |
|------------------------------|----------|

DOUBLE-DOUBLES (6)

| | |
|--|---------------|
| FRESHMAN @ Jacksonville | (2) |
| 11/26/17 • Gardner-Webb | 17 pts 10 reb |
| 12/09/17 • Florida National | 14 pts 10 reb |
| SOPHOMORE @ Jacksonville | (3) |
| 01/05/19 • Lipscomb | 12 pts 13 reb |
| 01/09/19 • at Kennesaw State * | 15 pts 10 reb |
| 01/30/19 • Stetson | 16 pts 14 reb |
| SENIOR at ARKANSAS | (1) |
| 12/11/21 • Charlotte | 23 pts 10 reb |
| * - back-to-back games * - part of a triple double | |

| | |
|--------------------------------------|---------|
| • Led his team/ARK in Pts: | 48 / 17 |
| • Led his team/ARK in Rebs: | 20 / 4 |
| • Led his team/ARK in Assists: | 31 / 12 |
| • CAREER: Double-figure Pts: | 86 / 39 |
| 20-pt gms: | 27 / 12 |
| 30-pt gms - 40-pt gms: | 4 - 1 |
| Gms with a 3PT FG: | 91 / 44 |
| Gms with 3+ 3PT FG: | 33 / 15 |
| Gms with 3+ Steals: | 34 / 14 |
| Gms with 3+ Assists: | 50 / 20 |
| Gms with 5+ Rebs: | 53 / 17 |

@jdnotae

@dimebagnotae

* - Will be granted an extra year of eligibility due to COVID-19 in 2020-21



PERSONAL BESTS

POINTS

| | |
|------------|--------------------------------|
| Season: 31 | at Texas A&M (01/08/22) |
| Career: 40 | vs Florida Memorial (11/21/18) |
| SEC: 31 | at Texas A&M (01/08/22) |

FG MADE

| | |
|------------|--------------------------------|
| Season: 13 | vs Penn (11/28/21) |
| Career: 16 | vs Florida Memorial (11/21/18) |
| SEC: 11 | at Texas A&M (01/08/22) |

FG ATTEMPTED

| | |
|--------------|-----------------------------|
| Season: 26 | vs Mercer (11/09/21) |
| Career: 26 | vs Mercer (11/09/21) |
| SEC: 23 (2x) | last at Ole Miss (01/26/22) |

3-POINT FG MADE

| | |
|----------------|------------------------------|
| Season: 5 (2x) | last at Texas A&M (01/08/22) |
| Career: 5 (7x) | last vs Mercer (11/09/21) |
| SEC: 5 (4x) | last at Texas A&M (01/08/22) |

3-PT FG ATTEMPTS

| | |
|-----------------|-----------------------------|
| Season: 14 | vs Mercer (11/09/21) |
| Career: 14 (2x) | last vs Mercer (11/09/21) |
| SEC: 10 (2x) | last at Ole Miss (01/26/22) |

FT MADE

| | |
|-----------|-------------------------|
| Season: 4 | vs Charlotte (12/07/21) |
| Career: 8 | vs Ole Miss (01/27/21) |
| SEC: 8 | vs Ole Miss (01/27/21) |

FT ATTEMPTED

| | |
|----------------|-------------------------|
| Season: 7 | at Texas A&M (01/08/22) |
| Career: 9 (4x) | last vs LSU (02/27/21) |
| SEC: 9 (3x) | last vs LSU (02/27/21) |

REBOUNDS

| | |
|------------|-------------------------|
| Season: 10 | vs Charlotte (12/07/21) |
| Career: 14 | vs Stetson (01/30/19) |
| SEC: 9 | at Georgia (02/02/22) |

ASSISTS

| | |
|------------|------------------------------|
| Season: 8 | vs UNI (11/17/21) |
| Career: 10 | at Kennesaw State (01/09/19) |
| SEC: 6 | at Georgia (02/02/22) |

STEALS

| | |
|-------------|-------------------------------|
| Season: 7 | vs Mercer (11/09/21) |
| Career: 7 | last vs Mercer (11/09/21) |
| SEC: 5 (2x) | last vs Vanderbilt (01/04/22) |

BLOCKED SHOTS

| | |
|----------------|-----------------------------------|
| Season: 3 | vs South Carolina (01/18/22) |
| Career: 3 (5x) | last vs South Carolina (01/18/22) |
| SEC: 3 | vs South Carolina (01/18/22) |

MINUTES

| | |
|---------------|----------------------------|
| Season: 39:12 | vs Mercer (11/09/21) |
| Career: 46 | vs Gardner-Webb (11/26/17) |
| SEC: 37:55 | at Texas A&M (01/08/22) |

JD NOTAE'S 2021-22 GAME STATS

| Opponent | Date | GS | Min | FG | FGA | Pct | 3FG | 3A | Pct | FT | FTA | Pct | O | D | Tot | Avg | PF | FO | A | TO | Blk | Stl | Pts | Avg | |
|----------------------|----------|-------------|-----|-----|-----|------|------|----|------|------|-----|-------|------|----|-----|-----|-----|----|---|----|-----|-----|-----|------|------|
| MERCER | 11/09/21 | * | 39 | 11 | 26 | .423 | 5 | 14 | .357 | 3 | 4 | .750 | 0 | 2 | 2 | 2.0 | 1 | 0 | 2 | 2 | 0 | 7 | 30 | 30.0 | |
| GARDNER-WEBB | 11/13/21 | * | 26 | 7 | 13 | .538 | 4 | 7 | .571 | 0 | 0 | .000 | 0 | 1 | 1 | 1.5 | 1 | 0 | 0 | 0 | 0 | 2 | 18 | 24.0 | |
| NORTHERN IOWA | 11/17/21 | * | 39 | 7 | 14 | .500 | 1 | 7 | .143 | 2 | 2 | 1.000 | 1 | 7 | 8 | 3.7 | 1 | 0 | 9 | 1 | 0 | 2 | 17 | 21.7 | |
| vs Kansas State | 11/22/21 | * | 38 | 4 | 17 | .235 | 2 | 10 | .200 | 1 | 2 | .500 | 0 | 4 | 4 | 3.8 | 4 | 0 | 5 | 5 | 0 | 3 | 11 | 19.0 | |
| vs Cincinnati | 11/23/21 | * | 39 | 4 | 17 | .235 | 2 | 7 | .286 | 3 | 4 | .750 | 1 | 3 | 4 | 3.8 | 2 | 0 | 1 | 2 | 1 | 2 | 13 | 17.8 | |
| PENN | 11/28/21 | * | 36 | 13 | 24 | .542 | 0 | 6 | .000 | 2 | 4 | .500 | 0 | 9 | 9 | 4.7 | 3 | 0 | 5 | 3 | 1 | 2 | 28 | 19.5 | |
| CENTRAL ARKANSAS | 12/01/21 | * | 26 | 4 | 10 | .400 | 1 | 4 | .250 | 1 | 2 | .500 | 0 | 4 | 4 | 4.6 | 2 | 0 | 6 | 3 | 0 | 3 | 10 | 18.1 | |
| LITTLE ROCK | 12/04/21 | * | 29 | 7 | 13 | .538 | 2 | 6 | .333 | 2 | 2 | 1.000 | 1 | 0 | 1 | 4.1 | 0 | 0 | 2 | 3 | 0 | 2 | 18 | 18.1 | |
| CHARLOTTE | 12/07/21 | * | 37 | 9 | 18 | .500 | 1 | 6 | .167 | 4 | 5 | .800 | 0 | 10 | 10 | 4.8 | 1 | 0 | 1 | 2 | 0 | 4 | 23 | 18.7 | |
| vs Oklahoma | 12/11/21 | * | 39 | 3 | 14 | .214 | 2 | 7 | .286 | 5 | 5 | 1.000 | 0 | 3 | 3 | 4.6 | 4 | 0 | 3 | 1 | 1 | 2 | 13 | 18.1 | |
| vs Hofstra | 12/18/21 | * | 33 | 8 | 16 | .500 | 4 | 9 | .444 | 0 | 0 | .000 | 0 | 6 | 6 | 4.7 | 5 | 1 | 2 | 6 | 0 | 2 | 20 | 18.3 | |
| ELON | 12/21/21 | * | 32 | 5 | 13 | .385 | 3 | 9 | .333 | 2 | 2 | 1.000 | 2 | 5 | 7 | 4.9 | 4 | 0 | 2 | 1 | 1 | 1 | 15 | 18.0 | |
| at Mississippi State | 12/29/21 | DNP-Illness | | | | | | | | | | | | | | | | | | | | | | | |
| VANDERBILT | 01/04/22 | * | 37 | 6 | 17 | .353 | 1 | 7 | .143 | 3 | 6 | .500 | 0 | 2 | 2 | 4.7 | 3 | 0 | 5 | 2 | 1 | 5 | 16 | 17.8 | |
| at Texas A&M | 01/08/22 | * | 38 | 11 | 23 | .478 | 5 | 8 | .625 | 4 | 7 | .571 | 2 | 3 | 5 | 4.7 | 2 | 0 | 3 | 5 | 0 | 2 | 31 | 18.8 | |
| MISSOURI | 01/12/22 | * | 27 | 6 | 14 | .429 | 2 | 7 | .286 | 5 | 6 | .833 | 1 | 1 | 2 | 4.5 | 2 | 0 | 2 | 0 | 0 | 1 | 19 | 18.8 | |
| at LSU | 01/15/22 | * | 27 | 7 | 13 | .538 | 2 | 6 | .333 | 3 | 4 | .750 | 1 | 2 | 3 | 4.4 | 4 | 0 | 4 | 3 | 0 | 1 | 19 | 18.8 | |
| SOUTH CAROLINA | 01/18/22 | * | 30 | 5 | 12 | .417 | 0 | 3 | .000 | 7 | 8 | .875 | 1 | 6 | 7 | 4.6 | 4 | 0 | 5 | 4 | 3 | 1 | 17 | 18.7 | |
| TEXAS A&M | 01/22/22 | * | 31 | 6 | 21 | .286 | 2 | 10 | .200 | 3 | 3 | 1.000 | 1 | 5 | 6 | 4.7 | 5 | 1 | 4 | 5 | 1 | 3 | 17 | 18.6 | |
| at Ole Miss | 01/26/22 | * | 37 | 10 | 23 | .435 | 4 | 10 | .400 | 1 | 2 | .500 | 0 | 3 | 3 | 4.6 | 2 | 0 | 5 | 5 | 0 | 1 | 25 | 18.9 | |
| WEST VIRGINIA | 01/29/22 | * | 23 | 6 | 8 | .750 | 1 | 2 | .500 | 2 | 2 | 1.000 | 0 | 0 | 0 | 4.4 | 3 | 0 | 2 | 0 | 0 | 1 | 15 | 18.8 | |
| at Georgia | 02/02/22 | * | 32 | 9 | 14 | .643 | 4 | 7 | .571 | 1 | 2 | .500 | 0 | 9 | 9 | 4.6 | 3 | 0 | 6 | 5 | 1 | 3 | 23 | 19.0 | |
| Totals | | | 20 | 695 | 148 | 340 | .435 | 48 | 152 | .316 | 54 | 72 | .750 | 11 | 85 | 96 | 4.6 | 56 | 2 | 74 | 58 | 10 | 50 | 398 | 19.0 |

JD NOTAE CAREER STATISTICS

| Year | GP | GS | Min | Avg | FG | FGA | Pct | 3FG | 3FGA | Pct | FT | FTA | Pct | Off | Def | Tot | Avg | PF | FO | Ast | TO | Blk | Stl | Pts | Avg |
|---------------|-----|----|------|------|-----|------|------|-----|------|------|-----|-----|------|-----|-----|-----|-----|-----|----|-----|-----|-----|-----|------|------|
| 2017-18 (JAX) | 28 | 28 | 879 | 31.4 | 159 | 388 | .410 | 49 | 121 | .405 | 65 | 93 | .699 | 28 | 103 | 131 | 4.7 | 60 | 2 | 54 | 72 | 14 | 49 | 432 | 15.4 |
| 2018-19 (JAX) | 32 | 23 | 932 | 29.1 | 177 | 415 | .427 | 62 | 194 | .320 | 81 | 111 | .730 | 29 | 168 | 197 | 6.2 | 76 | 4 | 109 | 106 | 14 | 52 | 497 | 15.5 |
| 2020-21 (ARK) | 32 | 1 | 719 | 22.5 | 131 | 343 | .382 | 56 | 167 | .335 | 92 | 121 | .760 | 16 | 84 | 100 | 3.1 | 47 | 2 | 61 | 66 | 11 | 46 | 410 | 12.8 |
| 2021-22 (ARK) | 21 | 20 | 695 | 33.1 | 148 | 340 | .435 | 48 | 152 | .316 | 54 | 72 | .750 | 11 | 85 | 96 | 4.6 | 56 | 2 | 74 | 58 | 10 | 50 | 398 | 19.0 |
| TOTAL | 113 | 72 | 3225 | 28.5 | 615 | 1486 | .414 | 215 | 634 | .339 | 292 | 397 | .736 | 84 | 440 | 524 | 4.6 | 239 | 10 | 298 | 302 | 49 | 197 | 1737 | 15.4 |

2

KHALEN "KK" ROBINSON

Pronounced: Kay-Lin

*So. | G | 6-0 | 180 | Little Rock, Ark. | Oak Hill (Va.) Academy

GENERAL:

- Named the SEC First-Year Academic Honor Roll ... Made the Department's Honor Roll (3.0-3.49 GPA) for Fall 2020 and Spring 2021 ... Was ranked 39th-best HS prospect by 247Sports.com after his senior season -- which was one spot higher than Moses Moody in the publication.

2021-22 HIGHLIGHTS:

- Mercer: Started the season opener.
- GWU: Handed out a season-high three assists.
- UCA: Scored a season-high six points.
- Hofstra: Started and had four assists with zero turnovers while making a 3-pointer.
- Mizzou: Had a career-high two steals in 4:04 played

• Led his team in Pts:
 • Led his team in Rebs:
 • Led his team in Assists:1
 • CAREER: Double-figure Pts:1
 20-pt gms:
 Gms with a 3PT FG:9
 Gms with 3+ 3PT FG:1
 Gms with 3+ Steals:
 Gms with 3+ Assists:4

@onekrob2

@khal2n

* - Will be granted an extra year of eligibility due to COVID-19 in 2020-21



PERSONAL BESTS

POINTS

Season: 6 vs Central Arkansas (12/01/21)

Career: 15 vs Miss Valley State (11/25/20)

SEC: --

FG MADE

Season: 2 vs Central Arkansas (12/01/21)

Career: 5 vs Miss Valley State (11/25/20)

SEC: --

FG ATTEMPTED

Season: 6 vs Central Arkansas (12/01/21)

Career: 8 vs Miss Valley State (11/25/20)

SEC: 3 at Mississippi State (12/29/21)

3-POINT FG MADE

Season: 1 (4x) last vs Elon (12/21/21)

Career: 3 vs Miss Valley State (11/25/20)

SEC: --

3-PT FG ATTEMPTS

Season: 3 vs Central Arkansas (12/01/21)

Career: 5 vs Miss Valley State (11/25/20)

SEC: 3 at Mississippi State (12/29/21)

FT MADE

Season: 1 vs Central Arkansas (12/01/21)

Career: 2 (2x) last vs North Texas (11/28/20)

SEC: --

FT ATTEMPTED

Season: 2 vs Central Arkansas (12/01/21)

Career: 2 (4x) last vs UCA (12/01/20)

SEC: 1 vs Missouri (01/12/22)

REBOUNDS

Season: 2 (2x) last vs Central Arkansas (12/01/21)

Career: 3 vs Miss Valley State (11/25/20)

SEC: 2 at Tennessee (01/06/21)

ASSISTS

Season: 4 vs Hofstra (12/18/21)

Career: 4 (2x) last vs Hofstra (12/18/21)

SEC: 1 (2x) last at Mississippi State (12/29/21)

STEALS

Season: 2 vs Missouri (01/12/22)

Career: 2 vs Missouri (01/12/22)

SEC: 2 vs Missouri (01/12/22)

BLOCKED SHOTS

Season: --

Career: 1 vs Oral Roberts (12/20/20)

SEC: --

MINUTES

Season: 11:01 vs Elon (12/21/21)

Career: 20:36 vs Miss Valley State (11/25/20)

SEC: 10:51 at Mississippi State (12/29/21)

KHALEN ROBINSON'S 2021-22 GAME STATS

| Opponent | Date | GS | Min | FG | FGA | Pct | 3FG | 3A | Pct | FT | FTA | Pct | O | D | Tot | Avg | PF | FO | A | TO | Blk | Stl | Pts | Avg | |
|----------------------|----------|-----|-----|----|-----|-------|------|----|-------|------|-----|------|------|---|-----|-----|-----|----|---|----|-----|-----|-----|-----|-----|
| MERCER | 11/09/21 | * | 9 | 0 | 2 | .000 | 0 | 2 | .000 | 0 | 0 | .000 | 0 | 2 | 2 | 2.0 | 1 | 0 | 0 | 0 | 0 | 0 | 0 | 0.0 | |
| GARDNER-WEBB | 11/13/21 | | 10 | 1 | 3 | .333 | 1 | 2 | .500 | 0 | 0 | .000 | 0 | 0 | 0 | 1.0 | 2 | 0 | 3 | 1 | 0 | 1 | 3 | 1.5 | |
| NORTHERN IOWA | 11/17/21 | DNP | | | | | | | | | | | | | | | | | | | | | | | |
| vs Kansas State | 11/22/21 | | 2 | 0 | 0 | .000 | 0 | 0 | .000 | 0 | 0 | .000 | 0 | 0 | 0 | 0.7 | 1 | 0 | 0 | 0 | 0 | 0 | 0 | 1.0 | |
| vs Cincinnati | 11/23/21 | DNP | | | | | | | | | | | | | | | | | | | | | | | |
| PENN | 11/28/21 | | 7 | 0 | 1 | .000 | 0 | 0 | .000 | 0 | 0 | .000 | 0 | 0 | 0 | 0.5 | 2 | 0 | 0 | 0 | 0 | 0 | 0 | 0.8 | |
| CENTRAL ARKANSAS | 12/01/21 | | 9 | 2 | 6 | .333 | 1 | 3 | .333 | 1 | 2 | .500 | 1 | 1 | 2 | 0.8 | 2 | 0 | 1 | 1 | 0 | 1 | 6 | 1.8 | |
| LITTLE ROCK | 12/04/21 | | 3 | 0 | 0 | .000 | 0 | 0 | .000 | 0 | 0 | .000 | 0 | 0 | 0 | 0.7 | 1 | 0 | 0 | 0 | 0 | 0 | 0 | 1.5 | |
| CHARLOTTE | 12/07/21 | | 1 | 1 | 1 | 1.000 | 1 | 1 | 1.000 | 0 | 0 | .000 | 0 | 0 | 0 | 0.6 | 0 | 0 | 0 | 0 | 0 | 0 | 3 | 1.7 | |
| vs Oklahoma | 12/11/21 | | 0 | 0 | 0 | .000 | 0 | 0 | .000 | 0 | 0 | .000 | 0 | 0 | 0 | 0.5 | 0 | 0 | 0 | 0 | 0 | 0 | 0 | 1.5 | |
| vs Hofstra | 12/18/21 | * | 3 | 1 | 3 | .333 | 1 | 3 | .333 | 0 | 0 | .000 | 0 | 0 | 0 | 0.4 | 2 | 0 | 4 | 0 | 0 | 0 | 3 | 1.7 | |
| ELON | 12/21/21 | | 11 | 1 | 3 | .333 | 1 | 2 | .500 | 0 | 0 | .000 | 0 | 0 | 0 | 0.4 | 3 | 0 | 1 | 2 | 0 | 1 | 3 | 1.8 | |
| at Mississippi State | 12/29/21 | | 11 | 0 | 3 | .000 | 0 | 3 | .000 | 0 | 0 | .000 | 1 | 0 | 1 | 0.5 | 2 | 0 | 1 | 1 | 0 | 0 | 0 | 1.6 | |
| VANDERBILT | 01/04/22 | DNP | | | | | | | | | | | | | | | | | | | | | | | |
| at Texas A&M | 01/08/22 | | 1 | 0 | 0 | .000 | 0 | 0 | .000 | 0 | 0 | .000 | 0 | 0 | 0 | 0.4 | 1 | 0 | 0 | 0 | 0 | 0 | 0 | 1.5 | |
| MISSOURI | 01/12/22 | | 4 | 0 | 0 | .000 | 0 | 0 | .000 | 0 | 1 | .000 | 0 | 0 | 0 | 0.4 | 1 | 0 | 1 | 1 | 0 | 2 | 0 | 1.4 | |
| at LSU | 01/15/22 | | 1 | 0 | 0 | .000 | 0 | 0 | .000 | 0 | 0 | .000 | 0 | 0 | 0 | 0.4 | 0 | 0 | 0 | 1 | 0 | 0 | 0 | 1.3 | |
| SOUTH CAROLINA | 01/18/22 | DNP | | | | | | | | | | | | | | | | | | | | | | | |
| TEXAS A&M | 01/22/22 | DNP | | | | | | | | | | | | | | | | | | | | | | | |
| at Ole Miss | 01/26/22 | DNP | | | | | | | | | | | | | | | | | | | | | | | |
| WEST VIRGINIA | 01/29/22 | DNP | | | | | | | | | | | | | | | | | | | | | | | |
| at Georgia | 02/02/22 | | 4 | 1 | 2 | .500 | 1 | 1 | 1.000 | 0 | 0 | .000 | 0 | 1 | 1 | 0.4 | 0 | 0 | 0 | 1 | 0 | 0 | 3 | 1.4 | |
| Totals | | | 2 | 76 | 7 | 24 | .292 | 6 | 17 | .353 | 1 | 3 | .333 | 2 | 4 | 6 | 0.4 | 18 | 0 | 11 | 8 | 0 | 5 | 21 | 1.4 |

KHALEN ROBINSON CAREER STATISTICS

| Year | GP | GS | Min | Avg | FG | FGA | Pct | 3FG | 3FGA | Pct | FT | FTA | Pct | Off | Def | Tot | Avg | PF | FO | Ass | TO | Blk | Stl | Pts | Avg |
|---------|----|----|-----|-----|----|-----|------|-----|------|------|----|-----|------|-----|-----|-----|-----|----|----|-----|----|-----|-----|-----|-----|
| 2020-21 | 11 | 0 | 92 | 8.4 | 9 | 21 | .429 | 5 | 12 | .417 | 6 | 8 | .750 | 0 | 10 | 10 | 0.9 | 16 | 1 | 11 | 6 | 1 | 3 | 29 | 2.6 |
| 2021-22 | 15 | 2 | 76 | 5.1 | 7 | 24 | .292 | 6 | 17 | .353 | 1 | 3 | .333 | 2 | 4 | 6 | 0.4 | 18 | 0 | 11 | 8 | 0 | 5 | 21 | 1.4 |
| TOTAL | 26 | 2 | 168 | 6.5 | 16 | 45 | .356 | 11 | 29 | .379 | 7 | 11 | .636 | 2 | 14 | 16 | 0.6 | 34 | 1 | 22 | 14 | 1 | 8 | 50 | 1.9 |

3

TREY WADE

Gr.Sr. | G | 6-6 | 220 | Marietta, Ga. | South Cobb HS | Wichita State Univ.



@treywade35



@thetreywade5

GENERAL:

• Was a two-year starter at Wichita State ... Played his freshman season-each at UTEP and his sophomore year South Plains (Texas) Junior College ... Appeared in 52 games with 47 starts in two seasons for the Shockers and helped team to 2021 NCAA Tournament berth ... Graduated from Wichita State in the spring of 2021 with a degree in general studies (sociology) ... He is pursuing his Master's in adult and lifelong learning at Arkansas.

• Scored his 600th career point at Ole Miss

• Scored a total of 28 points in 1st 15 games

• Scored a total of 50 points in the last 7 games — including 17 points vs Mizzou and 12 at Ole Miss.

• IN 9 SEC GAMES: 6-of-8 (75.0%) from 3-PT

2021-22 HIGHLIGHTS:

- **GWU:** Had a season-highs with three assists and five points.
- **UCA:** In just 8 minutes, scored four points and grabbed four rebounds with a steal.
- **Elon:** Earned his first start as a Razorback ... Produced season-high in blocked shots (3) and rebounds (5).
- **Mizzou:** Had his best game as a Razorback ... Scored a **season-high 17 points** (7-10 FG; 1-1 3PT) and **tied a career-high with three steals** ... Also tied season-highs in assists (3) and steals (3) while tying his season highs in rebounds (5) and added two blocked shots ... Had a 12 defensive ball touches with seven deflections, three blocked shots and two steals — the second-best, single-game total by a Razorback this season.
- **Texas A&M:** Drained both 3-pointers he attempted ... Even though his overall stat line was not great, Coach Musselman praised him postgame for his outstanding defense both individually and for the team.
- **@ Ole Miss:** Played a **career-high 39:40** and **did not commit a turnover** ... Was 5-of-5 from the field (2-of-2 FG) while tying season highs with **five rebounds** and **four assists**.
- **West Virginia:** Teamed with Stanley Umuide to hold sharp-shooting Sean McNeil to just 3-of-11 shooting (1-of-6 from 3-point).

DOUBLE-DOUBLES (3)

| | |
|-------------------------------|---------------|
| FRESHMAN @ UTEP | (1) |
| 03/07/18 • vs UTSA | 10 pts 10 reb |
| JUNIOR @ Wichita State | (2) |
| 11/05/19 • OMAHA | 19 pts 11 reb |
| 12/14/19 • OKLAHOMA | 11 pts 15 reb |

| | |
|---|--------|
| • Led his team/ARK in Pts: | 9 / 0 |
| • Led his team/ARK in Reb: | 17 / 0 |
| • Led his team/ARK Assists: | 3 / 0 |
| • Led his team/ARK in PT+REB same gm: | 3 / 0 |
| • CAREER: Double-figure Pts: | 23 / 2 |
| Double-figure Rebs: | 4 / 0 |
| 20-pt gms: | 3 / 0 |
| Gms with a 3PT FG: | 47 / 5 |
| Gms with 3+ Steals: | 4 / 1 |
| Gms with 3+ Assists: | 14 / 3 |
| Gms with 5+ Rebs: | 51 / 3 |



PERSONAL BESTS

POINTS

| | |
|------------|------------------------|
| Season: 17 | vs Missouri (01/12/22) |
| Career: 23 | at Tulane (03/03/21) |
| SEC: 17 | vs Missouri (01/12/22) |

FG MADE

| | |
|-----------|------------------------|
| Season: 7 | vs Missouri (01/12/22) |
| Career: 9 | at Tulane (03/03/21) |
| SEC: 7 | vs Missouri (01/12/22) |

FG ATTEMPTED

| | |
|------------|------------------------|
| Season: 10 | vs Missouri (01/12/22) |
| Career: 15 | at UAB (01/25/18) |
| SEC: 10 | vs Missouri (01/12/22) |

3-PT FG MADE

| | |
|----------------|-----------------------------|
| Season: 2 (2x) | last at Ole Miss (01/26/22) |
| Career: 4 (2x) | last at Tulane (03/03/21) |
| SEC: 2 (2x) | last at Ole Miss (01/22/22) |

3-PT FG ATT

| | |
|----------------|-----------------------------|
| Season: 2 (3x) | last at Ole Miss (01/26/22) |
| Career: 8 | at UAB (01/25/18) |
| SEC: 2 (2x) | last at Ole Miss (01/26/22) |

FT MADE

| | |
|----------------|----------------------------------|
| Season: 4 | vs West Virginia (01/29/22) |
| Career: 4 (2x) | last at South Florida (12/22/20) |
| SEC: 2 (2x) | last vs Texas A&M (01/22/22) |

FT ATTEMPTED

| | |
|-----------|-----------------------------|
| Season: 4 | vs West Virginia (01/29/22) |
| Career: 7 | vs Omaha (11/05/19) |
| SEC: 3 | vs Missouri (01/12/22) |

REBOUNDS

| | |
|----------------|-----------------------------|
| Season: 5 (3x) | last at Ole Miss (01/26/22) |
| Career: 15 | vs Oklahoma (12/14/19) |
| SEC: 5 (2x) | last at Ole Miss (01/26/22) |

ASSISTS

| | |
|----------------|------------------------|
| Season: 4 | at Ole Miss (01/26/22) |
| Career: 5 (2x) | vs UCF (01/30/21) |
| SEC: 4 | at Ole Miss (01/26/22) |

STEALS

| | |
|----------------|------------------------|
| Season: 3 | vs Missouri (01/12/22) |
| Career: 3 (4x) | vs Missouri (01/12/22) |
| SEC: 3 | vs Missouri (01/12/22) |

BLOCKED SHOTS

| | |
|-----------|------------------------|
| Season: 3 | vs Elon (12/21/21) |
| Career: 4 | vs FIU (01/13/18) |
| SEC: 2 | vs Missouri (01/12/22) |

MINUTES

| | |
|---------------|------------------------|
| Season: 39:40 | at Ole Miss (01/26/22) |
| Career: 39:40 | at Ole Miss (01/26/22) |
| SEC: 39:40 | at Ole Miss (01/26/22) |

TREY WADE'S 2021-22 GAME STATS

| Opponent | Date | GS | Min | FG | FGA | Pct | 3FG | 3A | Pct | FT | FTA | Pct | O | D | Tot | Avg | PF | FO | A | TO | Blk | Stl | Pts | Avg |
|----------------------|----------|------|-----|----|-------|------|-----|-------|------|----|-------|------|----|----|-----|-----|----|----|----|----|-----|-----|-----|-----|
| MERCER | 11/09/21 | 7 | 0 | 0 | .000 | 0 | 0 | .000 | 0 | 0 | .000 | 0 | 0 | 0 | 0.0 | 0 | 0 | 0 | 0 | 0 | 0 | 0 | 0 | 0.0 |
| GARDNER-WEBB | 11/13/21 | 16 | 2 | 4 | .500 | 1 | 2 | .500 | 0 | 0 | .000 | 1 | 1 | 2 | 1.0 | 1 | 0 | 3 | 0 | 1 | 0 | 5 | 2.5 | |
| NORTHERN IOWA | 11/17/21 | 12 | 2 | 3 | .667 | 0 | 0 | .000 | 0 | 0 | .000 | 0 | 0 | 0 | 0.7 | 4 | 0 | 1 | 1 | 0 | 0 | 4 | 3.0 | |
| vs Kansas State | 11/22/21 | 6 | 0 | 2 | .000 | 0 | 1 | .000 | 0 | 0 | .000 | 0 | 1 | 1 | 0.8 | 0 | 0 | 0 | 0 | 0 | 0 | 0 | 2.3 | |
| vs Cincinnati | 11/23/21 | 4 | 0 | 0 | .000 | 0 | 0 | .000 | 1 | 2 | .500 | 1 | 2 | 3 | 1.2 | 0 | 0 | 0 | 0 | 0 | 0 | 1 | 2.0 | |
| PENN | 11/28/21 | 5 | 0 | 1 | .000 | 0 | 1 | .000 | 0 | 0 | .000 | 0 | 0 | 0 | 1.0 | 0 | 0 | 0 | 1 | 0 | 0 | 0 | 1.7 | |
| CENTRAL ARKANSAS | 12/01/21 | 8 | 2 | 3 | .667 | 0 | 0 | .000 | 0 | 0 | .000 | 1 | 3 | 4 | 1.4 | 0 | 0 | 0 | 1 | 0 | 1 | 4 | 2.0 | |
| LITTLE ROCK | 12/04/21 | 6 | 2 | 3 | .667 | 0 | 0 | .000 | 0 | 0 | .000 | 0 | 0 | 0 | 1.3 | 1 | 0 | 1 | 1 | 0 | 0 | 4 | 2.3 | |
| CHARLOTTE | 12/07/21 | 3 | 0 | 2 | .000 | 0 | 0 | .000 | 0 | 0 | .000 | 1 | 0 | 1 | 1.2 | 1 | 0 | 0 | 0 | 0 | 0 | 0 | 2.0 | |
| vs Oklahoma | 12/11/21 | 0 | 0 | 0 | .000 | 0 | 0 | .000 | 0 | 0 | .000 | 0 | 0 | 0 | 1.1 | 0 | 0 | 0 | 0 | 0 | 0 | 0 | 1.8 | |
| vs Hofstra | 12/18/21 | 10 | 0 | 0 | .000 | 0 | 0 | .000 | 0 | 0 | .000 | 0 | 1 | 1 | 1.1 | 0 | 0 | 0 | 0 | 0 | 0 | 0 | 1.6 | |
| ELON | 12/21/21 | * 22 | 3 | 5 | .600 | 0 | 0 | .000 | 1 | 2 | .500 | 2 | 3 | 5 | 1.4 | 1 | 0 | 2 | 0 | 3 | 1 | 7 | 2.1 | |
| at Mississippi State | 12/29/21 | * 22 | 1 | 2 | .500 | 1 | 1 | 1.000 | 0 | 0 | .000 | 0 | 0 | 0 | 1.3 | 2 | 0 | 1 | 1 | 0 | 0 | 3 | 2.2 | |
| VANDERBILT | 01/04/22 | 5 | 0 | 0 | .000 | 0 | 0 | .000 | 0 | 0 | .000 | 0 | 2 | 2 | 1.4 | 0 | 0 | 0 | 0 | 0 | 0 | 0 | 2.0 | |
| at Texas A&M | 01/08/22 | 4 | 0 | 0 | .000 | 0 | 0 | .000 | 0 | 0 | .000 | 1 | 0 | 1 | 1.3 | 0 | 0 | 0 | 1 | 0 | 0 | 0 | 1.9 | |
| MISSOURI | 01/12/22 | * 32 | 7 | 10 | .700 | 1 | 1 | 1.000 | 2 | 3 | .667 | 3 | 2 | 5 | 1.6 | 0 | 0 | 3 | 1 | 2 | 3 | 17 | 2.8 | |
| at LSU | 01/15/22 | * 20 | 1 | 2 | .500 | 0 | 0 | .000 | 0 | 0 | .000 | 2 | 0 | 2 | 1.6 | 1 | 0 | 0 | 0 | 0 | 1 | 2 | 2.8 | |
| SOUTH CAROLINA | 01/18/22 | * 31 | 2 | 4 | .500 | 0 | 1 | .000 | 1 | 1 | 1.000 | 3 | 1 | 4 | 1.7 | 1 | 0 | 0 | 2 | 0 | 0 | 5 | 2.9 | |
| TEXAS A&M | 01/22/22 | * 34 | 2 | 3 | .667 | 2 | 2 | 1.000 | 2 | 2 | 1.000 | 0 | 1 | 1 | 1.7 | 3 | 0 | 1 | 1 | 1 | 0 | 8 | 3.2 | |
| at Ole Miss | 01/26/22 | * 40 | 5 | 5 | 1.000 | 2 | 2 | 1.000 | 0 | 1 | .000 | 1 | 4 | 5 | 1.9 | 4 | 0 | 4 | 0 | 1 | 0 | 12 | 3.6 | |
| WEST VIRGINIA | 01/29/22 | * 38 | 1 | 2 | .500 | 0 | 1 | .000 | 4 | 4 | 1.000 | 1 | 1 | 2 | 1.9 | 1 | 0 | 1 | 1 | 1 | 0 | 6 | 3.7 | |
| at Georgia | 02/02/22 | * 21 | 0 | 2 | .000 | 0 | 1 | .000 | 0 | 0 | .000 | 0 | 2 | 2 | 1.9 | 0 | 0 | 1 | 1 | 0 | 0 | 0 | 3.5 | |
| Totals | | 9 | 346 | 30 | 53 | .566 | 7 | 13 | .538 | 11 | 15 | .733 | 17 | 24 | 41 | 1.9 | 20 | 0 | 18 | 12 | 9 | 6 | 78 | 3.5 |

TREY WADE CAREER STATISTICS

| Year | GP | GS | Min | Avg | FG | FGA | Pct | 3FG | 3FGA | Pct | FT | FTA | Pct | Off | Def | Tot | Avg | PF | FO | Ass | TO | Blk | Stl | Pts | Avg |
|----------------|------------|-----------|-------------|-------------|------------|------------|-------------|-----------|------------|-------------|-----------|------------|-------------|------------|------------|------------|------------|------------|----------|------------|-----------|-----------|-----------|------------|------------|
| 2017-18 (UTEP) | 25 | 6 | 444 | 17.8 | 77 | 160 | .481 | 18 | 52 | .346 | 8 | 24 | .333 | 29 | 75 | 104 | 4.2 | 40 | 1 | 9 | 18 | 23 | 10 | 180 | 7.2 |
| 2019-20 (WSU) | 31 | 27 | 730 | 23.5 | 86 | 200 | .430 | 22 | 68 | .324 | 35 | 60 | .583 | 62 | 106 | 168 | 5.4 | 46 | 0 | 41 | 30 | 13 | 21 | 229 | 7.4 |
| 2020-21 (WSU) | 22 | 21 | 573 | 26.0 | 56 | 139 | .403 | 19 | 61 | .311 | 16 | 29 | .552 | 42 | 82 | 124 | 5.6 | 37 | 0 | 34 | 18 | 15 | 11 | 147 | 6.7 |
| 2021-22 (ARK) | 22 | 9 | 346 | 15.7 | 30 | 53 | .566 | 7 | 13 | .538 | 11 | 15 | .733 | 17 | 24 | 41 | 1.9 | 20 | 0 | 18 | 12 | 9 | 6 | 78 | 3.5 |
| TOTAL | 100 | 63 | 2093 | 20.9 | 249 | 552 | .451 | 66 | 194 | .340 | 70 | 128 | .547 | 150 | 287 | 437 | 4.4 | 143 | 1 | 102 | 78 | 60 | 48 | 634 | 6.3 |

4

DAVONTE "DEVO" DAVIS

*So. | G | 6-4 | 180 | Jacksonville, Ark. | Jacksonville HS

GENERAL:

- Named the SEC First-Year Academic Honor Roll ... Made the Department's Honor Roll (3.0-3.49 GPA) for Fall 2020, Spring 2021 and Fall of 2021 ... 2-Year Member of Arkansas' SAAC.

- PRESEASON: 2nd TM All-SEC (Coaches and Media) ... 1 of 20 Break-Out Players (Jon Rothstein- College Hoops Today)

2021-22 HIGHLIGHTS:

- Mercer:** Did not take a shot Mercer but led the team with a +19 as he held Mercer's top scorer to just 4-of-13 FG / 0-of-6 3PT.
- GWU:** Tied his then career-high with 6 assists as Arkansas handed out 23 for the game ... Scored 10 points, making 2 3-pointers (only made 2 trey as a frosh) ... Added two steals
- Cincy:** Struggled shooting, but was the only Razorback in double-digits for Plus-Minus (+10) thanks to his defensive effort ... Added five rebounds and three assists ... One of his boards was on the offensive end with 23 seconds left that led to two Chris Lykes free throws (21 seconds left) and a 3-point lead ... Had back-to-back assists with a defensive rebound in between as Arkansas went from down four to up one with just over 5 minutes to play.
- Penn:** Dished out five assists, one shy of his career high, with five rebounds and two steals.
- UCA:** Played his best game in the win ... Scored 16 points (6-9 FG and 4-7 FT) with six rebounds, three assists and two steals ... Team-best +30 in 27:27 minutes played.
- LR:** Had a then career-high seven assists (all in the first half) ... Battled foul trouble in the second half, but scored 10 of his 16 in the period.
- Charlotte:** May have played his best game as a Razorback ... Scored season-high 18 points (two shy of career high) with a career-high eight assists and four rebounds ... Also, held Charlotte's leading scorer (entered at 19.6 ppg) to just 10 points on 4-of-14 shooting (0-of-5 3PT)
- Oklahoma:** Scored a career-high 26 points while making a career-high four 3-pointers (entered the game with just 6 career 3's made)... Was a perfect 4-of-4 at the line while adding five rebounds and three assists.
- Elon:** Did not attempt a shot but had a team-best six assists and was second on the team with six rebounds ... Per @sports_ref, became the only Power 6 player since at least 2010-11 to have a game with 6+ assists, 6+ rebounds and no field goal attempts.
- @ Miss State:** Battled foul trouble but was productive in his 26 minutes played with 15 points (7-of-12 FG), five rebounds, four assists and two steals.
- @ A&M:** Posted career highs in both free throws made (9) and attempted (10) ... Scored 13 points, 11 in the second half as Arkansas trimmed a 17-point deficit to 1 ... Added seven assists — an SEC career high — and seven rebounds, including four offensive boards.
- Mizzou:** Was excellent off the bench, playing o with 15 points, 6 rebounds, 4 assists and 3 steals ... Capped a 26-3 start by the Hogs with a dunk.
- @ LSU:** Played the final minute and second half despite losing his front tooth (face hit the floor when fouled on a breakaway dunk attempt) ... Had a season-high and tied his career high with eight rebounds (four offensive) ... Sank a key 3-pointer during Arkansas' 10- run late in the second half.
- Texas A&M:** Only scored four points but all four came in overtime as well as his lone steal ... Converted an old-fashion, 3-point play with 2:31 left to give Arkansas a lead it would not relinquish.
- West Virginia:** Tied for the team lead with three assists while adding six rebounds.

| | | | |
|------------------|------|----------|------------|
| Assists-TO Ratio | 1.63 | 8th SEC | 198th NCAA |
| Assists/Gm | 3.4 | 14th SEC | 235th NCAA |

| | |
|-------------------------------------|----|
| Led the Razorbacks in Pts:..... | 4 |
| Led the Razorbacks in Rebs:..... | 2 |
| Led the Razorbacks in Assists:..... | 15 |
| Led the Razorbacks in Steals:..... | 12 |
| CAREER: Double-figure Pts:..... | 21 |
| 20-pt gms:..... | 2 |
| Gms with a 3PT FG:..... | 6 |
| Gms with 3+ 3PT FG:..... | 1 |
| Gms with 3+ Assists:..... | 22 |
| Gms with 3+ Steals:..... | 4 |
| Gms with 5+ Rebs:..... | 25 |

@MrDevoBuckets

@devofor3

* - Will be granted an extra year of eligibility due to COVID-19 in 2020-21



PERSONAL BESTS

POINTS

| | | |
|---------|----|------------------------|
| Season: | 26 | vs Oklahoma (12/11/21) |
| Career: | 26 | vs Oklahoma (12/11/21) |
| SEC: | 20 | vs Georgia (01/09/21) |

FG MADE

| | | |
|---------|--------|------------------------|
| Season: | 9 | vs Oklahoma (12/11/21) |
| Career: | 9 (2x) | vs Oklahoma (12/11/21) |
| SEC: | 9 | vs Georgia (01/09/21) |

FG ATTEMPTED

| | | |
|---------|---------|----------------------------|
| Season: | 21 | vs Oklahoma (12/11/21) |
| Career: | 21 | vs Oklahoma (12/11/21) |
| SEC: | 14 (2x) | last vs Florida (02/16/21) |

3-POINT FG MADE

| | | |
|---------|--------|------------------------|
| Season: | 4 | vs Oklahoma (12/11/21) |
| Career: | 4 | vs Oklahoma (12/11/21) |
| SEC: | 1 (3x) | last at LSU (01/15/22) |

3-PT FG ATTEMPTS

| | | |
|---------|---|---------------------------------|
| Season: | 8 | vs Oklahoma (12/11/21) |
| Career: | 8 | vs Oklahoma (12/11/21) |
| SEC: | 4 | at Mississippi State (12/29/21) |

FT MADE

| | | |
|---------|---|-------------------------|
| Season: | 9 | at Texas A&M (01/08/21) |
| Career: | 9 | at Texas A&M (01/08/22) |
| SEC: | 9 | at Texas A&M (01/08/22) |

FT ATTEMPTED

| | | |
|---------|----|-------------------------|
| Season: | 10 | at Texas A&M (01/08/21) |
| Career: | 10 | at Texas A&M (01/08/22) |
| SEC: | 10 | at Texas A&M (01/08/22) |

REBOUNDS

| | | |
|---------|--------|------------------------|
| Season: | 8 | at LSU (01/15/22) |
| Career: | 8 (5x) | last at LSU (01/15/22) |
| SEC: | 8 (3x) | last at LSU (01/15/22) |

ASSISTS

| | | |
|---------|---|-------------------------|
| Season: | 8 | vs Charlotte (12/07/21) |
| Career: | 8 | vs Charlotte (12/07/21) |
| SEC: | 7 | at Texas A&M (01/08/22) |

STEALS

| | | |
|---------|--------|-----------------------------|
| Season: | 3 (2x) | last vs Missouri (01/12/22) |
| Career: | 4 | vs LSU (03/13/21) |
| SEC: | 3 (2x) | last vs Missouri (01/12/22) |

BLOCKED SHOTS

| | | |
|---------|--------|-----------------------------|
| Season: | - | |
| Career: | 2 | vs Colgate (03/19/21) |
| SEC: | 1 (3x) | last at Missouri (02/13/21) |

MINUTES

| | | |
|---------|-------|-------------------------|
| Season: | 38:56 | vs Oklahoma (12/11/21) |
| Career: | 38:56 | vs Oklahoma (12/11/21) |
| SEC: | 38:52 | vs Texas A&M (03/06/21) |

DAVONTE DAVIS' 2021-22 GAME STATS

| Opponent | Date | GS | Min | FG | FGA | Pct | 3FG | 3A | Pct | FT | FTA | Pct | O | D | Tot | Avg | PF | FO | A | TO | Blk | Stl | Pts | Avg | |
|----------------------|----------|----|-----|-----|-----|------|------|----|------|------|-----|-------|------|----|-----|-----|-----|----|---|----|-----|-----|-----|------|-----|
| MERCER | 11/09/21 | * | 34 | 0 | 0 | .000 | 0 | 0 | .000 | 0 | 0 | .000 | 0 | 4 | 4 | 4.0 | 1 | 0 | 1 | 5 | 0 | 3 | 0 | 0.0 | |
| GARDNER-WEBB | 11/13/21 | * | 29 | 4 | 10 | .400 | 2 | 3 | .667 | 0 | 0 | .000 | 1 | 2 | 3 | 3.5 | 2 | 0 | 6 | 2 | 0 | 2 | 10 | 5.0 | |
| NORTHERN IOWA | 11/17/21 | * | 23 | 4 | 8 | .500 | 2 | 4 | .500 | 0 | 0 | .000 | 1 | 3 | 4 | 3.7 | 3 | 0 | 1 | 0 | 0 | 1 | 10 | 6.7 | |
| vs Kansas State | 11/22/21 | * | 25 | 2 | 5 | .400 | 0 | 2 | .000 | 0 | 2 | .000 | 0 | 4 | 4 | 3.8 | 3 | 0 | 1 | 2 | 0 | 1 | 4 | 6.0 | |
| vs Cincinnati | 11/23/21 | * | 25 | 3 | 12 | .250 | 0 | 2 | .000 | 2 | 2 | 1.000 | 2 | 3 | 5 | 4.0 | 3 | 0 | 3 | 3 | 0 | 0 | 8 | 6.4 | |
| PENN | 11/28/21 | * | 36 | 3 | 7 | .429 | 0 | 2 | .000 | 0 | 0 | .000 | 3 | 2 | 5 | 4.2 | 1 | 0 | 5 | 2 | 0 | 2 | 6 | 6.3 | |
| CENTRAL ARKANSAS | 12/01/21 | * | 26 | 6 | 9 | .667 | 0 | 0 | .000 | 4 | 7 | .571 | 1 | 5 | 6 | 4.4 | 3 | 0 | 3 | 2 | 0 | 2 | 16 | 7.7 | |
| LITTLE ROCK | 12/04/21 | * | 28 | 8 | 11 | .727 | 0 | 2 | .000 | 0 | 0 | .000 | 1 | 3 | 4 | 4.4 | 4 | 0 | 7 | 0 | 0 | 1 | 16 | 8.8 | |
| CHARLOTTE | 12/07/21 | * | 35 | 7 | 12 | .583 | 0 | 0 | .000 | 4 | 7 | .571 | 2 | 2 | 4 | 4.3 | 4 | 0 | 8 | 5 | 0 | 1 | 18 | 9.8 | |
| vs Oklahoma | 12/11/21 | * | 39 | 9 | 21 | .429 | 4 | 8 | .500 | 4 | 4 | 1.000 | 0 | 5 | 5 | 4.4 | 3 | 0 | 3 | 1 | 0 | 0 | 26 | 11.4 | |
| vs Hofstra | 12/18/21 | * | 30 | 3 | 11 | .273 | 0 | 1 | .000 | 3 | 3 | 1.000 | 1 | 3 | 4 | 4.4 | 5 | 1 | 4 | 1 | 0 | 1 | 9 | 11.2 | |
| ELON | 12/21/21 | * | 35 | 0 | 0 | .000 | 0 | 0 | .000 | 1 | 2 | .500 | 2 | 4 | 6 | 4.5 | 1 | 0 | 6 | 1 | 0 | 0 | 1 | 10.3 | |
| at Mississippi State | 12/29/21 | * | 26 | 7 | 12 | .583 | 1 | 4 | .250 | 0 | 1 | .000 | 0 | 5 | 5 | 4.5 | 4 | 0 | 4 | 2 | 0 | 2 | 15 | 10.7 | |
| VANDERBILT | 01/04/22 | * | 8 | 0 | 0 | .000 | 0 | 0 | .000 | 0 | 0 | .000 | 0 | 0 | 0 | 4.2 | 2 | 0 | 0 | 3 | 0 | 0 | 0 | 9.9 | |
| at Texas A&M | 01/08/22 | * | 37 | 2 | 10 | .200 | 0 | 4 | .000 | 9 | 10 | .900 | 4 | 3 | 7 | 4.4 | 3 | 0 | 7 | 4 | 0 | 1 | 13 | 10.1 | |
| MISSOURI | 01/12/22 | * | 28 | 5 | 9 | .556 | 0 | 2 | .000 | 5 | 6 | .833 | 2 | 4 | 6 | 4.5 | 1 | 0 | 4 | 1 | 0 | 3 | 15 | 10.4 | |
| at LSU | 01/15/22 | * | 33 | 3 | 9 | .333 | 1 | 3 | .333 | 0 | 0 | .000 | 4 | 4 | 8 | 4.7 | 3 | 0 | 3 | 5 | 0 | 1 | 7 | 10.2 | |
| SOUTH CAROLINA | 01/18/22 | * | 32 | 3 | 8 | .375 | 0 | 2 | .000 | 1 | 2 | .500 | 1 | 4 | 5 | 4.7 | 4 | 0 | 0 | 1 | 0 | 0 | 7 | 10.1 | |
| TEXAS A&M | 01/22/22 | * | 19 | 1 | 5 | .200 | 0 | 0 | .000 | 2 | 3 | .667 | 3 | 2 | 5 | 4.7 | 4 | 0 | 2 | 2 | 0 | 1 | 4 | 9.7 | |
| at Ole Miss | 01/26/22 | * | 23 | 0 | 2 | .000 | 0 | 1 | .000 | 0 | 0 | .000 | 0 | 1 | 1 | 4.6 | 3 | 0 | 3 | 2 | 0 | 0 | 0 | 9.3 | |
| WEST VIRGINIA | 01/29/22 | * | 28 | 2 | 9 | .222 | 0 | 2 | .000 | 3 | 6 | .500 | 2 | 4 | 6 | 4.6 | 1 | 0 | 3 | 2 | 0 | 1 | 7 | 9.1 | |
| at Georgia | 02/02/22 | * | 17 | 1 | 3 | .333 | 0 | 1 | .000 | 0 | 0 | .000 | 0 | 1 | 1 | 4.5 | 3 | 0 | 1 | 0 | 0 | 0 | 2 | 8.8 | |
| Totals | | | 13 | 616 | 73 | 173 | .422 | 10 | 43 | .233 | 38 | 55 | .691 | 30 | 68 | 98 | 4.5 | 61 | 1 | 75 | 46 | 0 | 23 | 194 | 8.8 |

DAVONTE DAVIS CAREER STATISTICS

| Year | GP | GS | Min | Avg | FG | FGA | Pct | 3FG | 3FGA | Pct | FT | FTA | Pct | Off | Def | Tot | Avg | PF | FO | Ast | TO | Blk | Stl | Pts | Avg |
|---------|----|----|------|------|-----|-----|------|-----|------|------|----|-----|------|-----|-----|-----|-----|-----|----|-----|----|-----|-----|-----|-----|
| 2020-21 | 30 | 17 | 716 | 23.9 | 109 | 229 | .476 | 2 | 13 | .154 | 34 | 45 | .756 | 36 | 98 | 134 | 4.5 | 70 | 0 | 64 | 48 | 5 | 35 | 254 | 8.5 |
| 2021-22 | 22 | 13 | 616 | 28.0 | 73 | 173 | .422 | 10 | 43 | .233 | 38 | 55 | .691 | 30 | 68 | 98 | 4.5 | 61 | 1 | 75 | 46 | 0 | 23 | 194 | 8.8 |
| TOTAL | 52 | 30 | 1332 | 25.6 | 182 | 402 | .453 | 12 | 56 | .214 | 72 | 100 | .720 | 66 | 166 | 232 | 4.5 | 131 | 1 | 139 | 94 | 5 | 58 | 448 | 8.6 |



AU'DIESE TONEY

*Sr. | G | 6-6 | 205 | Huntsville, Ala. | Trinity Christian (N.C.) Acad. | Univ. of Pittsburgh

Pronounced: Awe-Deece

GENERAL:

• Played three seasons with the Pitt Panthers ... Scored 763 points (9.78 avg.) in his three years at Pitt and averaged 5.42 rebounds (423 total) ... Had three career double-doubles.

• Scored his 1,000th career point at Georgia (8:32, 1st half) with a fast-break layup (Now with 1,006).... Grabbed 500th career rebound and dished out 100th career assist vs Vandy.

2021-22 HIGHLIGHTS:

- **Mercer:** Registered a double-double in the season opener with 18 pts and 11 rebs ... Made 7-of-9 shots ... Added two assists ... Had five offensive boards ... Was second on the team with a +18 ... Coach Muss "he really saved us with his unselfish play"
- **UNI:** Scored eight of his 13 points during a 5:44 stretch in the second half.
- **HOF Classic:** Named **Tournament MVP** ... Scored 13 vs K-State and a game-high 19 vs Cincy ... Had nine rebounds in both games, including six offensive in both contests ... His final offensive board came with Arkansas clinging to a 1-point lead with 43 seconds left ... Also held Cincy's top scorer to zero points (0-of-4 shooting) ... Was 12-of-15 at the FT line (7-of-8 vs Cincy).
- **UCA:** Led Arkansas' second-half explosion, going 6-of-6 FG and scoring a game-best 14 (of his 16 points) in the period ... Added three assists.
- **LR:** Led Arkansas in both points (tied with 18) and rebounds (8) ... Was 6-of-7 from the field ... Scored 16 of his 18 in the first half.
- **Vandy:** Scored **20 points, his first 20-point game as a Razorback** ... Drained 7-of-9 at the free throw line and had three assists, all season highs ... Scored 16 of his 20 in the second half (5-of-5 FG)... **Tied for the team lead with a Plus-Minus of +10** ... Tallied 500th career rebound and 100th career assist.
- **@ LSU:** Had 12 points in a season-high 38:40 played ... Didn't get credit for a rebound, but his effort kept the ball alive on a missed JD Notae free throw that led to a Stanley Umude layup and five-point lead with 22 seconds left.
- **South Carolina:** Scored 13 points with an **SEC-best eight rebounds** (five on the offensive end) ... Added a **season-best three steals**.
- **@ Ole Miss:** Offensive numbers were OK (7 pts, 5 rebs), but led the team with +12 (only player in double digits) as he was singled out for his excellent defense of Matthew Murrell.
- **West Virginia:** Led the team with 19 points (6-of-8 FG and 7-of-8 FT) and tied for the team lead with three assists ... Added seven rebounds ... Had his second-straight strong defensive performance, holding Taz Sherman to 4-of-11 shooting ... After WVU cut a 19-point lead to five, Toney had a 5-0 run of his own as part of an 8-0 run.
- **@ Georgia:** Scored 10 points, all in the first half, including his 1,000th career point at the 8:32 mark in the first half with a fast-break layup.

| | | | |
|---------------|--------|----------|------------|
| FT Made | 71 | 8th SEC | 128th NCAA |
| FT Att | 92 | 7th SEC | 127th NCAA |
| Total Minutes | 672:20 | 8th SEC | 227th NCAA |
| Off Reb/Gm | 2.32 | 11th SEC | 178th NCAA |
| FT Pct. | .772 | 12th SEC | 234th NCAA |

DOUBLE-DOUBLES (4)

| | |
|--------------------------|---------------|
| SOPHOMORE @ Pitt | (1) |
| 02/02/20 • MIAMI | 15 pts 10 reb |
| JUNIOR @ Pitt | (2) |
| 01/06/21 • at Syracuse | 12 pts 14 reb |
| 01/19/21 • DUKE | 22 pts 11 reb |
| SENIOR @ ARKANSAS | (1) |
| 11/09/21 • MERCER | 18 pts 11 reb |

- Led his team/ARK in Pts: 8 / 3
- Led his team/ARK in Reb: 24 / 3
- Led his team/ARK Assists: 4 / 1
- CAREER: Double-figure Pts: 47 / 12
- Double-figure Rebs: 5 / 1
- 20-pt gms: 7 / 1
- Gms with a 3PT FG: 44 / 6
- Gms with 2+ Steals: 20 / 1
- Gms with 3+ Assists: 15 / 3
- Gms with 5+ Rebs: 56 / 12

@thefuturetoney

@at.loading

* - Will be granted an extra year of eligibility due to COVID-19 in 2020-21



PERSONAL BESTS

POINTS

Season: 20 vs Vanderbilt (01/04/22)
 Career: 27 at Duke (01/28/20)
 SEC: 20 vs Vanderbilt (01/04/22)

FG MADE

Season: 7 (2x) last vs Central Arkansas (12/01/21)
 Career: 11 at Duke (01/28/20)
 SEC: 6 vs Vanderbilt (01/04/22)

FG ATTEMPTED

Season: 9 (2x) last vs Cincinnati (11/23/21)
 Career: 19 at Duke (01/28/20)
 SEC: 12 vs South Carolina (01/18/22)

3-PT FG MADE

Season: 1 (4x) last vs Vanderbilt (01/04/22)
 Career: 4 vs Saint Francis (PA) (11/25/20)
 SEC: 1 (2x) last vs Vanderbilt (01/04/22)

3-PT FG ATT

Season: 2 vs Penn (11/28/21)
 Career: 6 vs Saint Francis (PA) (11/25/20)
 SEC: 2 vs Vanderbilt (01/04/22)

FT MADE

Season: 7 (2x) last vs Vanderbilt (01/04/22)
 Career: 13 vs Duke (01/19/21)
 SEC: 7 vs Vanderbilt (01/04/22)

FT ATTEMPTED

Season: 9 vs Vanderbilt (01/04/22)
 Career: 17 vs Duke (01/19/21)
 SEC: 9 vs Vanderbilt (01/04/22)

REBOUNDS

Season: 11 vs Mercer (11/09/21)
 Career: 14 at Syracuse (01/06/21)
 SEC: 8 vs South Carolina (01/18/22)

ASSISTS

Season: 3 (3x) last vs West Virginia (01/29/22)
 Career: 6 vs Drexel (11/28/20)
 SEC: 3 vs Vanderbilt (01/04/22)

STEALS

Season: 3 vs South Carolina (01/18/22)
 Career: 4 (4x) last vs Wake Forest (03/10/20)
 SEC: 3 vs South Carolina (01/18/22)

BLOCKED SHOTS

Season: 1 (7x) last vs Vanderbilt (01/04/22)
 SEC: 2 vs Saint Louis (11/21/18)
 SEC: 1 (2x) last at LSU (01/15/22)

MINUTES

Season: 42:40 vs Texas A&M (01/22/22)
 Career: 42:40 vs Texas A&M (01/22/22)
 SEC: 42:40 vs Texas A&M (01/22/22)

AU'DIESE TONEY'S 2021-22 GAME STATS

| Opponent | Date | GS | Min | FG | FGA | Pct | 3FG | 3A | Pct | FT | FTA | Pct | O | D | Tot | Avg | PF | FO | A | TO | Blk | Stl | Pts | Avg | |
|----------------------|----------|----|-----|-----|-----|-------|------|----|-------|------|-----|-------|------|----|-----|------|-----|----|---|----|-----|-----|-----|------|------|
| MERCER | 11/09/21 | * | 37 | 7 | 9 | .778 | 0 | 1 | .000 | 4 | 6 | .667 | 5 | 6 | 11 | 11.0 | 0 | 0 | 2 | 1 | 0 | 1 | 18 | 18.0 | |
| GARDNER-WEBB | 11/13/21 | * | 14 | 1 | 4 | .250 | 0 | 0 | .000 | 1 | 2 | .500 | 2 | 3 | 5 | 8.0 | 3 | 0 | 1 | 1 | 0 | 0 | 3 | 10.5 | |
| NORTHERN IOWA | 11/17/21 | * | 38 | 4 | 6 | .667 | 1 | 1 | 1.000 | 4 | 4 | 1.000 | 0 | 6 | 6 | 7.3 | 2 | 0 | 0 | 0 | 1 | 1 | 13 | 11.3 | |
| vs Kansas State | 11/22/21 | * | 27 | 4 | 8 | .500 | 0 | 0 | .000 | 5 | 7 | .714 | 6 | 3 | 9 | 7.8 | 3 | 0 | 0 | 0 | 0 | 1 | 13 | 11.8 | |
| vs Cincinnati | 11/23/21 | * | 37 | 6 | 9 | .667 | 0 | 0 | .000 | 7 | 8 | .875 | 6 | 3 | 9 | 8.0 | 2 | 0 | 1 | 1 | 0 | 1 | 19 | 13.2 | |
| PENN | 11/28/21 | * | 19 | 5 | 7 | .714 | 1 | 2 | .500 | 1 | 1 | 1.000 | 2 | 2 | 4 | 7.3 | 2 | 0 | 0 | 1 | 0 | 1 | 12 | 13.0 | |
| CENTRAL ARKANSAS | 12/01/21 | * | 20 | 7 | 8 | .875 | 0 | 0 | .000 | 2 | 3 | .667 | 0 | 2 | 2 | 6.6 | 1 | 0 | 3 | 0 | 1 | 1 | 16 | 13.4 | |
| LITTLE ROCK | 12/04/21 | * | 38 | 6 | 7 | .857 | 1 | 1 | 1.000 | 5 | 9 | .556 | 2 | 6 | 8 | 6.8 | 1 | 0 | 2 | 1 | 1 | 0 | 18 | 14.0 | |
| CHARLOTTE | 12/07/21 | * | 37 | 1 | 1 | 1.000 | 0 | 0 | .000 | 4 | 4 | 1.000 | 3 | 4 | 7 | 6.8 | 1 | 0 | 0 | 3 | 1 | 0 | 6 | 13.1 | |
| vs Oklahoma | 12/11/21 | * | 35 | 2 | 4 | .500 | 0 | 0 | .000 | 2 | 2 | 1.000 | 2 | 3 | 5 | 6.6 | 1 | 0 | 1 | 2 | 0 | 2 | 6 | 12.4 | |
| vs Hofstra | 12/18/21 | * | 37 | 3 | 6 | .500 | 0 | 1 | .000 | 3 | 4 | .750 | 3 | 4 | 7 | 6.6 | 2 | 0 | 0 | 2 | 1 | 1 | 9 | 12.1 | |
| ELON | 12/21/21 | * | 8 | 0 | 1 | .000 | 0 | 0 | .000 | 0 | 0 | .000 | 0 | 1 | 1 | 6.2 | 0 | 0 | 0 | 0 | 1 | 0 | 0 | 11.1 | |
| at Mississippi State | 12/29/21 | * | 18 | 1 | 3 | .333 | 1 | 1 | 1.000 | 3 | 4 | .750 | 1 | 0 | 1 | 5.8 | 2 | 0 | 0 | 2 | 0 | 0 | 6 | 10.7 | |
| VANDERBILT | 01/04/22 | * | 36 | 6 | 7 | .857 | 1 | 2 | .500 | 7 | 9 | .778 | 1 | 2 | 3 | 5.6 | 2 | 0 | 3 | 1 | 1 | 1 | 20 | 11.4 | |
| at Texas A&M | 01/08/22 | * | 29 | 4 | 11 | .364 | 0 | 0 | .000 | 1 | 2 | .500 | 4 | 2 | 6 | 5.6 | 4 | 0 | 0 | 1 | 0 | 0 | 9 | 11.2 | |
| MISSOURI | 01/12/22 | * | 20 | 1 | 3 | .333 | 0 | 0 | .000 | 0 | 0 | .000 | 1 | 1 | 2 | 5.4 | 2 | 0 | 0 | 0 | 0 | 0 | 2 | 10.6 | |
| at LSU | 01/15/22 | * | 39 | 4 | 8 | .500 | 0 | 1 | .000 | 4 | 6 | .667 | 2 | 2 | 4 | 5.3 | 1 | 0 | 4 | 1 | 1 | 1 | 12 | 10.7 | |
| SOUTH CAROLINA | 01/18/22 | * | 33 | 5 | 12 | .417 | 0 | 1 | .000 | 3 | 4 | .750 | 5 | 3 | 8 | 5.4 | 2 | 0 | 1 | 1 | 0 | 3 | 13 | 10.8 | |
| TEXAS A&M | 01/22/22 | * | 42 | 4 | 8 | .500 | 0 | 0 | .000 | 4 | 4 | 1.000 | 3 | 3 | 6 | 5.5 | 0 | 0 | 1 | 1 | 0 | 1 | 12 | 10.9 | |
| at Ole Miss | 01/26/22 | * | 37 | 2 | 5 | .400 | 0 | 1 | .000 | 3 | 4 | .750 | 0 | 5 | 5 | 5.5 | 0 | 0 | 1 | 2 | 0 | 1 | 7 | 10.7 | |
| WEST VIRGINIA | 01/29/22 | * | 39 | 6 | 8 | .750 | 0 | 2 | .000 | 7 | 8 | .875 | 2 | 5 | 7 | 5.5 | 3 | 0 | 3 | 2 | 0 | 0 | 19 | 11.1 | |
| at Georgia | 02/02/22 | * | 34 | 4 | 6 | .667 | 1 | 1 | 1.000 | 1 | 1 | 1.000 | 1 | 0 | 1 | 5.3 | 3 | 0 | 1 | 2 | 0 | 1 | 10 | 11.0 | |
| Totals | | | 19 | 674 | 83 | 141 | .589 | 6 | 15 | .400 | 71 | 92 | .772 | 51 | 66 | 117 | 5.3 | 37 | 0 | 20 | 28 | 8 | 17 | 243 | 11.0 |

AU'DIESE TONEY CAREER STATISTICS

| Year | GP | GS | Min | Avg | FG | FGA | Pct | 3FG | 3FGA | Pct | FT | FTA | Pct | Off | Def | Tot | Avg | PF | FO | Ass | TO | Blk | Stl | Pts | Avg |
|----------------|------------|-----------|-------------|-------------|------------|------------|-------------|-----------|------------|-------------|------------|------------|-------------|------------|------------|------------|------------|------------|----------|------------|------------|-----------|-----------|-------------|-------------|
| 2018-19 (PITT) | 32 | 28 | 809 | 25.3 | 80 | 222 | .360 | 17 | 69 | .246 | 63 | 95 | .663 | 62 | 117 | 179 | 5.6 | 62 | 1 | 15 | 34 | 4 | 22 | 240 | 7.5 |
| 2019-20 (PITT) | 31 | 25 | 934 | 30.1 | 107 | 232 | .461 | 22 | 67 | .328 | 57 | 87 | .655 | 63 | 86 | 149 | 4.8 | 60 | 2 | 36 | 35 | 3 | 38 | 293 | 9.5 |
| 2020-21 (PITT) | 16 | 16 | 559 | 34.9 | 77 | 166 | .464 | 18 | 53 | .340 | 58 | 87 | .667 | 37 | 58 | 95 | 5.9 | 33 | 0 | 37 | 38 | 2 | 20 | 230 | 14.4 |
| 2021-22 (ARK) | 22 | 19 | 674 | 30.6 | 83 | 141 | .589 | 6 | 15 | .400 | 71 | 92 | .772 | 51 | 66 | 117 | 5.3 | 37 | 0 | 20 | 28 | 8 | 17 | 243 | 11.0 |
| TOTAL | 101 | 88 | 2976 | 29.5 | 347 | 761 | .456 | 63 | 204 | .309 | 249 | 361 | .690 | 213 | 327 | 540 | 5.3 | 192 | 3 | 108 | 135 | 17 | 97 | 1006 | 10.0 |

"There is no player in college basketball, who brings more energy to his team, on both ends of the court, than Jaylin Williams does for Arkansas." -Aaron Torres

10

JAYLIN WILLIAMS

*So. | F | 6-10 | 240 | Fort Smith, Ark. | Fort Smith Northside HS

GENERAL:

- Played in 26 games in 200-21 with five starts, including the final three games of the NCAA Tournament ... **Named the SEC First-Year Academic Honor Roll ... Made the Department's Honor Roll (3.0-3.49 GPA) for Fall 2020 and Spring 2021 ... Invited to Team USA U-19 camp in the summer of 2021.**

- 1 of 20 Radar Break-Out Players (Jon Rothstein - College Hoops Today) ... 1 of 20 Glue Guys (Jon Rothstein - College Hoops Today)

2021-22 HIGHLIGHTS:

- Mercer:** Led the team with five assists while adding eight rebounds, two blocked shots and a steal ... His overall play led to Arkansas 18-3 run in the second half.
- GWU:** Dished out 5 assists for the second straight game ... Led the team with eight rebounds and **drew three charges**.
- UNI:** Only played 23:49 as he battled an ankle injury ... However, put up impressive numbers and made several key plays in the Razorbacks run late in the game ... Finished with 11 points, a **career-high 7 assists**, 6 rebounds, 3 blocked shots and a steal ... Is the only Razorback on record (going back 25 years) to get 11+ points, 6+ rebounds, 7+ assists, 3+ blocks and no turnovers in a game (HogStats) ... **WINNING PLAYS DOWN THE STRETCH:** 3:52 left & Gm tied 75-75: Blocked Shot • 3:43 left & Gm tied 75-75: Blocked Shot • 2:42 left & Down 78-77: Off Reb & put-back for a 79-78 lead • 1:27 left & Up 82-78: Layup to go up 6 • 1:17 left & Up 84-78: Steal
- HOF Classic:** Didn't make the All-Tourney team but was arguably Arkansas' most impactful player in the final ... Had eight rebounds and sank a key 3-pointer versus K-State ... Versus Cincy, had a then career-high 11 rebounds while drawing a **career-high four charges** ... **WINNING PLAYS DOWN THE STRETCH VS CINCY:** 1:10 left & Up 68-67: Def Reb • 0:47 left & Up 68-67: Off Reb • 0:09 left & Up 70-67: Drew 4th charge of the game • 0:01 left & Up 72-67: Def Reb • 0:01 left & Up 72-67: Made 1-of-2 free throws for the 73-67 final
- Penn:** Led the team in both rebounds (9) and assists (6).
- UCA:** Had nine first-half rebounds (8 defensive) ... **Finished with a then career-high 13 boards** (11 defensive) ... added two assists, two steals and two blocked shots, while taking the team's only charge of the game.
- Charlotte:** Scored a then career-high 15 points (7-of-9 FG) ... Added a **career-high three steals** and eight rebounds.
- @ Miss State:** Had a prototypical "JWill" game, leading the team in rebounds (7), assists (6) and blocked shots (3).
- Vandy:** Recorded his third, double-digit rebound game of the season and his 10 boards tied a then SEC career high ... Added two assists and tied his then SEC career high with two steals.
- @ A&M:** Recorded his **first career double-double** with 10 points and 11 rebounds and the 11 boards were a then SEC career high ... Had 10 defensive rebounds ... **Took three charges**.
- Mizzou:** Posted **second-straight double-double** with 13 points and 10 rebounds (nine defensive) ... Had then career high in free throws made (7) and attempts (8) ... Dished out three assists and added two steals.
- @ LSU:** Tied then career highs with **13 rebounds** and **drawing four charges** while tying season-high with 3 steals ... Had his **third straight double-double** (11 pts / 13 rebs) and fourth-straight double-digit rebound game ... **Career-high 12 defensive boards** ... Even though Arkansas had a season-high 19 turnovers, Williams had zero ... Down 8 with 9:01 left, Williams helped Arkansas finish the game on a 17-2 with two steals, two charges taken, a 3-pointer and five rebounds ... **BIG PLAYS DOWN THE STRETCH:** 1:25 left & Tied 58-58: Def Reb (and falling down, threw ball off LSU player to keep possession) • 1:10 left & Tied 58-58: Made 3-pointer • 0:59 left & Up 61-58: Drew his 4th charge of the game
- SEC PLAYER OF THE WEEK:** South Carolina: For the first time in his career, **led the Razorbacks in scoring with a career-high 19** as he was a **career-best 9-of-10 at the line** ... Also led the team in rebounds (9) ... Only played 7:22 in the first half due to foul trouble ... Was +24 in the second half as he scored 10 pts with 8 rebs and 2 assists ... **Texas A&M:** Had a **career-high six steals** ... Became the first major conference Division I player to have at least 14 points, 11 rebounds, six steals, three blocked shots and three assists since November 2010 (Sports Reference) ... Scored 4 of the Hog's 10 OT points, including a jumper with 13 seconds left (2 seconds on shot clock) for a 3-point lead ... Took two charges.
- @ Ole Miss:** Continued strong play (18 pts & 8 rebs) ... **Scored seven straight points** (layup, 3-pointer, layup) during the decisive 13-0 run ... Made **career-high two** (2-of-3) **3-pointers** ... Added three assists, two steals and tying his season-high with three blocked shots ... Took two charges.
- West Virginia:** Tallied his fifth double-double thanks to a **career-high 15 rebounds** (14 defensive) and 12 points ... Only player with Plus-Minus in double-digits (+16).
- @ Georgia:** Only played 19:26 due to foul trouble but finished with 14 points, eight rebounds, two blocked shots and was +18 for the game.

"Players at ALL levels should watch extensive tape on Jaylin Williams: Makes as many **NON SCORING** big plays as anyone in college basketball." -Jon Rothstein

DOUBLE-DOUBLES (5)

| SOPHOMORE | | | (5) |
|--------------------------|---|--------|---------|
| 01/08/22 • at Texas A&M | ^ | 10 pts | 11 reb |
| 01/12/22 • MISSOURI | ^ | 13 pts | 10 reb |
| 01/15/22 • at LSU | ^ | 11 pts | 12 reb |
| 01/22/22 • TEXAS A&M | | 14 pts | 11 reb |
| 01/29/22 • WEST VIRGINIA | | 12 pts | 15 rebs |

^ - Consecutive games

| | | | |
|----------------|------|----------|------------|
| Def Reb/Gm | 7.57 | 2nd SEC | 9th NCAA |
| Tot. Rebounds | 201 | 2nd SEC | 21st NCAA |
| Reb/Gm | 9.1 | 2nd SEC | 26th NCAA |
| Double-Doubles | 5 | 4th SEC | 77th NCAA |
| Blocks/Gm | 1.32 | 5th SEC | 112th NCAA |
| Assists/Gm | 3.0 | 18th SEC | 350th NCAA |
| Steals/Gm | 1.50 | 18th SEC | 207th NCAA |
| FT Att. | 74 | 20th SEC | 319th NCAA |

| | |
|--------------------------------------|--------------|
| • Led Razorbacks in Pts: | 1 |
| • Led Razorbacks in Rebs: | 20 |
| • Led Razorbacks in Blk Shots: | 19 |
| • Led Razorbacks in Assists: | 5 |
| • CAREER: Double-figure Pts: | 8 |
| Double-figure Rebs:..... | 11 |
| 20-pt gms: | - |
| Gms with a 3PT Made..... | 12 |
| Gms with 3+ Assists:..... | 11 |
| Gms with 5+ Rebs:..... | 30 |
| Charges Taken 2020-21..... | team-best 16 |
| Charges Taken 2021-22..... | team-best 30 |



PLAYER OF THE WEEK (1/24)



@Jay_MWilliams_



@thejaylinwilliams_

* - Will be granted an extra year of eligibility due to COVID-19 in 2020-21



PERSONAL BESTS

| | |
|------------|------------------------------|
| Season: 19 | vs South Carolina (01/18/22) |
| Career: 19 | vs South Carolina (01/18/22) |
| SEC: 19 | vs South Carolina (01/18/22) |

FG MADE

| | |
|-----------|-------------------------|
| Season: 7 | vs Charlotte (12/07/21) |
| Career: 7 | vs Charlotte (12/07/21) |
| SEC: 4 | vs Alabama (02/24/21) |

FG ATTEMPTED

| | |
|------------|------------------------------|
| Season: 13 | vs West Virginia (01/29/22) |
| Career: 13 | vs West Virginia (01/29/22) |
| SEC: 11 | vs South Carolina (01/18/22) |

3-POINT FG MADE

| | |
|----------------|-----------------------------|
| Season: 2 | at Ole Miss (01/26/22) |
| Career: 2 (2x) | last at Ole Miss (01/26/22) |
| SEC: 2 | at Ole Miss (01/26/22) |

3-PT FG ATTEMPTS

| | |
|----------------|-----------------------------|
| SSeason: 4 | vs West Virginia (01/29/22) |
| Career: 4 (3x) | vs West Virginia (01/29/22) |
| SEC: 4 | vs Missouri (01/02/21) |

FT MADE

| | |
|-----------|------------------------------|
| Season: 9 | vs South Carolina (01/18/22) |
| Career: 9 | vs Texas A&M (01/18/22) |
| SEC: 9 | vs South Carolina (01/18/22) |

FT ATTEMPTED

| | |
|------------|------------------------------|
| Season: 10 | vs South Carolina (01/18/22) |
| Career: 10 | vs South Carolina (01/18/22) |
| SEC: 10 | vs South Carolina (01/18/22) |

REBOUNDS

| | |
|------------|-----------------------------|
| Season: 15 | vs West Virginia (01/29/22) |
| Career: 15 | vs West Virginia (01/29/22) |
| SEC: 13 | at LSU (01/15/22) |

ASSISTS

| | |
|-----------|---------------------------------|
| Season: 7 | vs UNI (11/17/21) |
| Career: 7 | vs UNI (11/17/21) |
| SEC: 6 | at Mississippi State (12/29/21) |

STEALS

| | |
|-----------|-------------------------|
| Season: 6 | vs Texas A&M (01/22/22) |
| Career: 6 | vs Texas A&M (01/22/22) |
| SEC: 6 | vs Texas A&M (01/22/22) |

BLOCKED SHOTS

| | |
|----------------|-----------------------------|
| Season: 3 (4x) | last at Ole Miss (01/26/22) |
| Career: 4 | vs LSU (02/27/21) |
| SEC: 4 | vs LSU (02/27/21) |

MINUTES

| | |
|---------------|-------------------------|
| Season: 42:23 | vs Texas A&M (01/22/22) |
| Career: 42:23 | vs Texas A&M (01/22/22) |
| SEC: 42:23 | vs Texas A&M (01/22/22) |

JAYLIN WILLIAM'S 2021-22 GAME STATS

| Opponent | Date | GS | Min | FG | FGA | Pct | 3FG | 3A | Pct | FT | FTA | Pct | O | D | Tot | Avg | PF | FO | A | TO | Blk | Stl | Pts | Avg | |
|----------------------|----------|----|-----|-----|-----|------|------|----|-------|------|-----|-------|------|----|-----|-----|-----|----|---|----|-----|-----|-----|-----|-----|
| MERCER | 11/09/21 | | 30 | 1 | 4 | .250 | 0 | 2 | .000 | 2 | 4 | .500 | 3 | 5 | 8 | 8.0 | 2 | 0 | 5 | 4 | 2 | 1 | 4 | 4.0 | |
| GARDNER-WEBB | 11/13/21 | * | 24 | 1 | 2 | .500 | 0 | 1 | .000 | 1 | 2 | .500 | 0 | 8 | 8 | 8.0 | 1 | 0 | 5 | 1 | 0 | 1 | 3 | 3.5 | |
| NORTHERN IOWA | 11/17/21 | * | 23 | 5 | 8 | .625 | 1 | 1 | 1.000 | 0 | 2 | .000 | 3 | 3 | 6 | 7.3 | 2 | 0 | 7 | 0 | 3 | 1 | 11 | 6.0 | |
| vs Kansas State | 11/22/21 | * | 32 | 1 | 3 | .333 | 1 | 1 | 1.000 | 3 | 4 | .750 | 1 | 7 | 8 | 7.5 | 3 | 0 | 1 | 1 | 1 | 0 | 6 | 6.0 | |
| vs Cincinnati | 11/23/21 | * | 35 | 1 | 3 | .333 | 0 | 2 | .000 | 3 | 6 | .500 | 3 | 8 | 11 | 8.2 | 3 | 0 | 4 | 3 | 0 | 2 | 5 | 5.8 | |
| PENN | 11/28/21 | * | 29 | 1 | 2 | .500 | 0 | 0 | .000 | 1 | 2 | .500 | 1 | 8 | 9 | 8.3 | 2 | 0 | 6 | 4 | 0 | 1 | 3 | 5.3 | |
| CENTRAL ARKANSAS | 12/01/21 | * | 28 | 4 | 6 | .667 | 0 | 1 | .000 | 0 | 0 | .000 | 2 | 11 | 13 | 9.0 | 3 | 0 | 2 | 1 | 2 | 2 | 8 | 5.7 | |
| LITTLE ROCK | 12/04/21 | * | 29 | 4 | 5 | .800 | 0 | 0 | .000 | 1 | 2 | .500 | 1 | 6 | 7 | 8.8 | 3 | 0 | 4 | 0 | 1 | 1 | 9 | 6.1 | |
| CHARLOTTE | 12/07/21 | * | 32 | 7 | 9 | .778 | 0 | 1 | .000 | 1 | 1 | 1.000 | 2 | 6 | 8 | 8.7 | 3 | 0 | 2 | 2 | 0 | 3 | 15 | 7.1 | |
| vs Oklahoma | 12/11/21 | * | 27 | 2 | 6 | .333 | 1 | 2 | .500 | 2 | 3 | .667 | 3 | 4 | 7 | 8.5 | 3 | 0 | 1 | 4 | 1 | 0 | 7 | 7.1 | |
| vs Hofstra | 12/18/21 | * | 26 | 3 | 5 | .600 | 0 | 0 | .000 | 0 | 1 | .000 | 1 | 7 | 8 | 8.5 | 1 | 0 | 3 | 2 | 2 | 0 | 6 | 7.0 | |
| ELON | 12/21/21 | * | 19 | 1 | 3 | .333 | 0 | 0 | .000 | 1 | 1 | 1.000 | 1 | 5 | 6 | 8.3 | 2 | 0 | 1 | 1 | 0 | 1 | 3 | 6.7 | |
| at Mississippi State | 12/29/21 | * | 36 | 4 | 10 | .400 | 0 | 3 | .000 | 1 | 2 | .500 | 2 | 5 | 7 | 8.2 | 2 | 0 | 6 | 2 | 3 | 0 | 9 | 6.8 | |
| VANDERBILT | 01/04/22 | * | 31 | 1 | 2 | .500 | 0 | 0 | .000 | 4 | 7 | .571 | 2 | 8 | 10 | 8.3 | 3 | 0 | 2 | 2 | 1 | 2 | 6 | 6.8 | |
| at Texas A&M | 01/08/22 | * | 30 | 5 | 8 | .625 | 0 | 1 | .000 | 0 | 0 | .000 | 1 | 10 | 11 | 8.5 | 2 | 0 | 2 | 4 | 2 | 1 | 10 | 7.0 | |
| MISSOURI | 01/12/22 | * | 24 | 3 | 7 | .429 | 0 | 1 | .000 | 7 | 8 | .875 | 1 | 9 | 10 | 8.6 | 1 | 0 | 3 | 1 | 0 | 2 | 13 | 7.4 | |
| at LSU | 01/15/22 | * | 34 | 4 | 7 | .571 | 1 | 2 | .500 | 2 | 2 | 1.000 | 1 | 12 | 13 | 8.8 | 3 | 0 | 1 | 0 | 1 | 3 | 11 | 7.6 | |
| SOUTH CAROLINA | 01/18/22 | * | 26 | 5 | 11 | .455 | 0 | 1 | .000 | 9 | 10 | .900 | 3 | 6 | 9 | 8.8 | 4 | 0 | 2 | 0 | 0 | 1 | 19 | 8.2 | |
| TEXAS A&M | 01/22/22 | * | 43 | 5 | 10 | .500 | 1 | 2 | .500 | 3 | 3 | 1.000 | 1 | 10 | 11 | 8.9 | 2 | 0 | 3 | 3 | 3 | 6 | 14 | 8.5 | |
| at Ole Miss | 01/26/22 | * | 36 | 6 | 10 | .600 | 2 | 3 | .667 | 4 | 5 | .800 | 1 | 7 | 8 | 8.9 | 1 | 0 | 3 | 4 | 3 | 2 | 18 | 9.0 | |
| WEST VIRGINIA | 01/29/22 | * | 36 | 3 | 13 | .231 | 1 | 4 | .250 | 5 | 7 | .714 | 1 | 14 | 15 | 9.2 | 4 | 0 | 1 | 4 | 2 | 2 | 12 | 9.1 | |
| at Georgia | 02/02/22 | * | 20 | 6 | 9 | .667 | 1 | 2 | .500 | 1 | 2 | .500 | 0 | 8 | 8 | 9.1 | 2 | 0 | 1 | 0 | 2 | 1 | 14 | 9.4 | |
| Totals | | | 20 | 650 | 73 | 143 | .510 | 9 | 30 | .300 | 51 | 74 | .689 | 34 | 167 | 201 | 9.1 | 52 | 0 | 65 | 43 | 29 | 33 | 206 | 9.4 |

JAYLIN WILLIAMS CAREER STATISTICS

| Year | GP | GS | Min | Avg | FG | FGA | Pct | 3FG | 3FGA | Pct | FT | FTA | Pct | Off | Def | Tot | Avg | PF | FO | Ast | TO | Blk | Stl | Pts | Avg |
|---------|----|----|------|------|-----|-----|------|-----|------|------|----|-----|------|-----|-----|-----|-----|-----|----|-----|----|-----|-----|-----|-----|
| 2020-21 | 26 | 5 | 400 | 15.4 | 33 | 69 | .478 | 7 | 23 | .304 | 23 | 31 | .742 | 29 | 92 | 121 | 4.7 | 50 | 1 | 21 | 24 | 18 | 12 | 96 | 3.7 |
| 2021-22 | 22 | 20 | 650 | 29.5 | 73 | 143 | .510 | 9 | 30 | .300 | 51 | 74 | .689 | 34 | 167 | 201 | 9.1 | 52 | 0 | 65 | 43 | 29 | 33 | 206 | 9.4 |
| TOTAL | 48 | 25 | 1050 | 21.9 | 106 | 212 | .500 | 16 | 53 | .302 | 74 | 105 | .705 | 63 | 259 | 322 | 6.7 | 102 | 1 | 86 | 67 | 47 | 45 | 302 | 6.3 |

GENERAL:

• Made the Department's Honor Roll (3.0-3.49 GPA) for Fall 2021

Spent four seasons with the Miami Hurricanes but only played two games his senior year (2020-21) after injuring his ankle on Dec. 4 ... Graduated from Miami (Spring, '21 - sport administration/marketing) ... Pursuing a second undergraduate degree at Arkansas in arts and sciences ... Preseason 1st team All-ACC prior to 2020-21 season ... **2020 All-ACC HM** ... **2019 and 2018 ACC All-Academic Team** ... Led the team – and ranked among the ACC top 10 – in scoring in both 2019-20 and 2018-19.

Was on **Jersey Mike's Naismith Trophy Preseason Watch List** ... #20 ranked returning player in college basketball (Andy Katz - March Madness) ... #51 on CBSSports.com Top 100 and 1 best college players entering 2021-22 ... 1 of 30 Impact Transfers (Jon Rothstein - College Hoops Today).

Inside the final 3 minutes (and OT), is 34-of-37 (91.9%) at the free throw line and leads the team in scoring (2.1 ppg) ... Is the first Razorback since Joe Kleine in 1983-84 to have multiple games in a season shooting 10-10 or better at the free throw line (12-12 vs Elon and 10-10 vs. Kansas State).

Made 21 straight at the line spanning five games (Hofstra-Vandy) before missing his final attempt vs Vandy.

2021-22 HIGHLIGHTS:

Mercer: Scored 16 off the bench thanks to making 7-of-8 FT ... 10 of his points came during Arkansas' decisive 18-3 run to turn a 54-53 deficit into a 71-57 lead.

UNI: Led the team with 26 points ... **CLICK TO WATCH: his acrobatic layup that was the top play on ESPN's SportsCenter** ... Scored 12 straight points on his own, including a 7-0 Razorback run, in the first half ... Arkansas was down 3 (75-72 with 4:25 left) before Lykes ignited a 21-5 run with nine points – including 6-of-6 FT – over the final 4:10 to secure the win.

HOF Classic: Named to the **Hall of Fame Classic All-Tournament Team** ... Made a huge impact by making 18-of-20 free throws, including 10-of-10 inside the final 1:46 versus K-State and 4-of-4 inside the final 21 seconds vs Cincinnati ... Scored 14 vs KSU and 15 vs Cincy ... Only made one 3-pointer, but it came with Arkansas down 4 with 5:49 to play.

UCA: Posted season-highs with five assists and two steals.

LR: Tied season-high with two steals ... Was 6-of-7 at the line, including 4-of-4 inside the final 2:33 to seal the win.

Charlotte: Played his best defensive game according to Coach Muss ... Added 13 points and three assists.

Hofstra: Scored 19, making a season-high 4-of-9 3-pointers, and was 5-of-5 at the line ... Added a season-high three steals

Elon: In his first start of the season ... Led the team with 21 points on 4-of-8 FG (1-4 3PT) ... Was 12-of-12 at the free throw line.

Vandy: Only had 1 point, 1 steal and 3 rebounds in 10:27 played ... However, the point, steal and two boards came inside the final 20 seconds to give Arkansas a chance to tie/win ... Also, in 10:27 minutes played, tied for the team lead in Plus-Minus at +10.

Missouri: Recorded his 11th career blocked shot and first as a Razorback, which made SEC Now's Patric (Young's) Poster segment.

Texas A&M: Only had two assists, but both came in overtime and both baskets put the Hogs up three ... Also drew a charge and snapped an 0-for-9 dry spell from 3-point range (5-game stretch).

@ Georgia: Only had nine assists and one steal in the first eight SEC games then, in game nine, dished out season-highs of seven assists and had four steals ...

| | | | |
|---------|------|----------|------------|
| FT Made | 77 | 4th SEC | 98th NCAA |
| FT Att | 91 | 10th SEC | 147th NCAA |
| FT Pct. | .846 | 6th SEC | 82nd NCAA |

| | |
|---|---------|
| • Led his tm/ARK in Pts:..... | 32 / 4 |
| • Led his tm/ARK in Assists:..... | 29 / 1 |
| • Led his tm/ARK Pts•Asts Same Gm:..... | 11 / 0 |
| • CAREER: Double-figure Pts:..... | 74 / 8 |
| Double-figure Assists:..... | 0 / 0 |
| 20-pt gms:..... | 18 / 2 |
| Gms with a 3PT FG:..... | 84 / 10 |
| Gms with 3+ 3PT FG:..... | 24 / 1 |
| Gms with 3+ Steals:..... | 9 / 1 |
| Gms with 3+ Assists:..... | 45 / 4 |
| Gms with 5+ Assists:..... | 19 / 2 |



PERSONAL BESTS

POINTS

| | | |
|---------|---------|---------------------------------|
| Season: | 26 | vs UNI (11/17/21) |
| Career: | 28 (2x) | last at Illinois (12/02/19) |
| SEC: | 10 | at Mississippi State (12/29/21) |

FG MADE

| | | |
|---------|----|---------------------------------|
| Season: | 8 | vs UNI (11/17/21) |
| Career: | 11 | at Illinois (12/02/19) |
| SEC: | 3 | at Mississippi State (12/29/21) |

FG ATTEMPTED

| | | |
|---------|----|---------------------------------|
| Season: | 16 | vs UNI (11/17/21) |
| Career: | 23 | at North Carolina (02/09/19) |
| SEC: | 9 | at Mississippi State (12/29/21) |

3-PT FG MADE

| | | |
|---------|--------|-----------------------------|
| Season: | 4 (2x) | last vs Hofstra (12/18/21) |
| Career: | 6 (2x) | vs Florida State (01/18/20) |
| SEC: | 1 (3x) | last at Georgia (02/02/22) |

3-PT FG ATT

| | | |
|---------|---------|---------------------------------|
| Season: | 9 | vs Hofstra (12/18/21) |
| Career: | 11 (2x) | vs Clemson (03/11/20) |
| SEC: | 4 | at Mississippi State (12/29/21) |

FT MADE

| | | |
|---------|----|---------------------------------|
| Season: | 12 | vs Elon (12/21/21) |
| Career: | 14 | vs Wake Forest (01/12/19) |
| SEC: | 3 | at Mississippi State (12/29/21) |

FT ATTEMPTED

| | | |
|---------|----|---------------------------------|
| Season: | 12 | vs Elon (12/21/21) |
| Career: | 14 | vs Wake Forest (01/12/19) |
| SEC: | 3 | at Mississippi State (12/29/21) |

REBOUNDS

| | | |
|---------|--------|-------------------------------|
| Season: | 3 (4x) | last vs Vanderbilt (01/04/22) |
| Career: | 6 | vs Loyola-Chicago (03/15/18) |
| SEC: | 3 | vs Vanderbilt (01/04/22) |

ASSISTS

| | | |
|---------|---|-----------------------------|
| Season: | 7 | at Georgia (02/02/22) |
| Career: | 9 | at Virginia Tech (03/08/19) |
| SEC: | 7 | at Georgia (02/02/22) |

STEALS

| | | |
|---------|---|-----------------------|
| Season: | 4 | at Georgia (02/02/22) |
| Career: | 5 | vs Temple (12/17/19) |
| SEC: | 4 | at Georgia (02/02/22) |

BLOCKED SHOTS

| | | |
|---------|---|-----------------------------|
| Season: | 1 | vs Missouri (01/12/22) |
| Career: | 2 | vs Florida State (01/18/20) |
| SEC: | 1 | vs Missouri (01/12/22) |

MINUTES

| | | |
|---------|-------|---------------------------------|
| Season: | 31:13 | vs Cincinnati (11/23/21) |
| Career: | 40:55 | vs Florida State (01/18/20) |
| SEC: | 23:56 | at Mississippi State (12/29/21) |

CHRIS LYKES' 2021-22 GAME STATS

| Opponent | Date | GS | Min | FG | FGA | Pct | 3FG | 3A | Pct | FT | FTA | Pct | O | D | Tot | Avg | PF | FO | A | TO | Blk | Stl | Pts | Avg |
|----------------------|----------|----|-----|----|------|------|-----|-------|------|----|-------|-------|---|----|-----|-----|----|----|----|----|-----|-----|------|------|
| MERCER | 11/09/21 | 26 | 4 | 7 | .571 | 1 | 1 | 1.000 | 7 | 8 | .875 | 0 | 2 | 2 | 2.0 | 1 | 0 | 1 | 1 | 0 | 0 | 0 | 16 | 16.0 |
| GARDNER-WEBB | 11/13/21 | 16 | 2 | 5 | .400 | 1 | 2 | .500 | 0 | 2 | .000 | 0 | 0 | 0 | 1.0 | 1 | 0 | 0 | 0 | 0 | 0 | 0 | 5 | 10.5 |
| NORTHERN IOWA | 11/17/21 | 31 | 8 | 16 | .500 | 4 | 7 | .571 | 6 | 7 | .857 | 0 | 1 | 1 | 1.0 | 0 | 0 | 2 | 2 | 0 | 1 | 26 | 15.7 | |
| vs Kansas State | 11/22/21 | 28 | 2 | 7 | .286 | 0 | 3 | .000 | 10 | 10 | 1.000 | 0 | 3 | 3 | 1.5 | 2 | 0 | 2 | 2 | 0 | 0 | 14 | 15.3 | |
| vs Cincinnati | 11/23/21 | 31 | 3 | 12 | .250 | 1 | 4 | .250 | 8 | 10 | .800 | 1 | 0 | 1 | 1.4 | 3 | 0 | 3 | 0 | 0 | 0 | 15 | 15.2 | |
| PENN | 11/28/21 | 17 | 0 | 7 | .000 | 0 | 2 | .000 | 0 | 0 | .000 | 1 | 0 | 1 | 1.3 | 1 | 0 | 1 | 0 | 0 | 1 | 0 | 12.7 | |
| CENTRAL ARKANSAS | 12/01/21 | 21 | 3 | 7 | .429 | 0 | 4 | .000 | 3 | 4 | .750 | 0 | 0 | 0 | 1.1 | 1 | 0 | 5 | 0 | 0 | 2 | 9 | 12.1 | |
| LITTLE ROCK | 12/04/21 | 27 | 3 | 8 | .375 | 2 | 4 | .500 | 6 | 7 | .857 | 1 | 2 | 3 | 1.4 | 3 | 0 | 1 | 1 | 0 | 2 | 14 | 12.4 | |
| CHARLOTTE | 12/07/21 | 29 | 5 | 8 | .625 | 1 | 2 | .500 | 2 | 3 | .667 | 0 | 2 | 2 | 1.4 | 0 | 0 | 3 | 1 | 0 | 1 | 13 | 12.4 | |
| vs Oklahoma | 12/11/21 | 30 | 2 | 8 | .250 | 0 | 3 | .000 | 2 | 2 | 1.000 | 0 | 1 | 1 | 1.4 | 3 | 0 | 2 | 1 | 0 | 1 | 6 | 11.8 | |
| vs Hofstra | 12/18/21 | 25 | 5 | 11 | .455 | 4 | 9 | .444 | 5 | 5 | 1.000 | 0 | 0 | 0 | 1.3 | 5 | 1 | 0 | 2 | 0 | 3 | 19 | 12.5 | |
| ELON | 12/21/21 | * | 26 | 4 | 8 | .500 | 1 | 4 | .250 | 12 | 12 | 1.000 | 0 | 2 | 2 | 1.3 | 0 | 0 | 1 | 2 | 0 | 1 | 21 | 13.2 |
| at Mississippi State | 12/29/21 | * | 24 | 3 | 9 | .333 | 1 | 4 | .250 | 3 | 3 | 1.000 | 0 | 0 | 0 | 1.2 | 2 | 0 | 2 | 4 | 0 | 1 | 10 | 12.9 |
| VANDERBILT | 01/04/22 | 11 | 0 | 3 | .000 | 0 | 1 | .000 | 1 | 2 | .500 | 2 | 1 | 3 | 1.4 | 2 | 0 | 1 | 1 | 0 | 1 | 1 | 12.1 | |
| at Texas A&M | 01/08/22 | 10 | 0 | 3 | .000 | 0 | 2 | .000 | 1 | 2 | .500 | 0 | 0 | 0 | 1.3 | 2 | 0 | 2 | 1 | 0 | 0 | 1 | 11.3 | |
| MISSOURI | 01/12/22 | 21 | 4 | 7 | .571 | 0 | 2 | .000 | 0 | 0 | .000 | 0 | 0 | 0 | 1.2 | 3 | 0 | 2 | 1 | 1 | 0 | 8 | 11.1 | |
| at LSU | 01/15/22 | 21 | 2 | 11 | .182 | 0 | 3 | .000 | 2 | 2 | 1.000 | 0 | 1 | 1 | 1.2 | 4 | 0 | 0 | 1 | 0 | 0 | 6 | 10.8 | |
| SOUTH CAROLINA | 01/18/22 | 12 | 0 | 2 | .000 | 0 | 1 | .000 | 2 | 2 | 1.000 | 0 | 1 | 1 | 1.2 | 1 | 0 | 0 | 1 | 0 | 0 | 2 | 10.3 | |
| TEXAS A&M | 01/22/22 | 11 | 1 | 3 | .333 | 1 | 1 | 1.000 | 3 | 6 | .500 | 0 | 1 | 1 | 1.2 | 1 | 0 | 2 | 3 | 0 | 0 | 6 | 10.1 | |
| WEST VIRGINIA | 01/29/22 | 8 | 1 | 2 | .500 | 0 | 0 | .000 | 4 | 4 | 1.000 | 0 | 2 | 2 | 1.1 | 2 | 0 | 0 | 1 | 0 | 0 | 6 | 9.4 | |
| at Georgia | 02/02/22 | 18 | 4 | 8 | .500 | 1 | 4 | .250 | 0 | 0 | .000 | 1 | 0 | 1 | 1.1 | 0 | 0 | 7 | 1 | 0 | 4 | 9 | 9.4 | |
| Totals | | 2 | 444 | 56 | 152 | .368 | 18 | 63 | .286 | 77 | 91 | .846 | 6 | 19 | 25 | 1.1 | 37 | 1 | 37 | 27 | 1 | 18 | 207 | 9.4 |

CHRIS LYKES CAREER STATISTICS

| Year | GP | GS | Min | Avg | FG | FGA | Pct | 3FG | 3FGA | Pct | FT | FTA | Pct | Off | Def | Tot | Avg | PF | FO | Ast | TO | Blk | Stl | Pts | Avg |
|----------------|-----|----|------|------|-----|------|------|-----|------|------|-----|-----|------|-----|-----|-----|-----|-----|----|-----|-----|-----|-----|------|------|
| 2017-18 (MIA) | 32 | 10 | 690 | 21.6 | 100 | 249 | .402 | 48 | 139 | .345 | 59 | 82 | .720 | 3 | 36 | 39 | 1.2 | 70 | 0 | 75 | 58 | 1 | 25 | 307 | 9.6 |
| 2018-19 (MIA) | 32 | 32 | 1082 | 33.8 | 171 | 421 | .406 | 61 | 192 | .318 | 114 | 146 | .781 | 14 | 72 | 86 | 2.7 | 72 | 0 | 103 | 93 | 1 | 43 | 517 | 16.2 |
| 2019-20 (MIA) | 26 | 24 | 780 | 30.0 | 140 | 324 | .432 | 51 | 134 | .381 | 70 | 86 | .814 | 10 | 45 | 55 | 2.1 | 68 | 1 | 62 | 54 | 7 | 28 | 401 | 15.4 |
| 2020-21 (MIA)* | 2 | 2 | 57 | 28.5 | 8 | 22 | .364 | 5 | 11 | .455 | 10 | 11 | .909 | 0 | 8 | 8 | 4.0 | 4 | 0 | 11 | 3 | 1 | 4 | 31 | 15.5 |
| 2021-22 (ARK) | 22 | 2 | 444 | 20.2 | 56 | 152 | .368 | 18 | 63 | .286 | 77 | 91 | .846 | 6 | 19 | 25 | 1.1 | 37 | 1 | 37 | 27 | 1 | 18 | 207 | 9.4 |
| TOTAL | 114 | 70 | 3053 | 26.8 | 475 | 1168 | .407 | 183 | 539 | .340 | 330 | 416 | .793 | 33 | 180 | 213 | 1.9 | 251 | 2 | 288 | 235 | 11 | 118 | 1463 | 12.8 |

*- Played in two games in 2020-21 before suffering a season-ending injury

13

CHANCE MOORE

Fr. | G | 6-5 | 195 | Brookhaven, Ga. | McEachern HS

GENERAL:

- **Made the Department's Honor Roll (3.0-3.49 GPA) for Fall 2021**
- A four-star recruit ... Rated 84th nationally by ESPN and 93rd by 247Sports Composite ... Averaged 19 pts and 9 rebounds his senior season

2021-22 HIGHLIGHTS:

- **Mizzou:** Scored his first career points and added two rebounds.
- **@ Georgia:** Made his first career 3-pointer and added a rebound in 1:26 action.

 @Chance3303

 @chance_moore



PERSONAL BESTS

POINTS

Season: 3 at Georgia (02/02/22)
SEC: 3 at Georgia (02/02/22)

FG MADE

Season: 1 (2x) last at Georgia (02/02/22)
SEC: 1 (2x) last at Georgia (02/02/22)

FG ATTEMPTED

Season: 2 at Georgia (02/02/22)
SEC: 2 at Georgia (02/02/22)

3-POINT FG MADE

Season: 1 at Georgia (02/02/22)
SEC: 1 at Georgia (02/02/22)

3-PT FG ATTEMPTS

Season: 2 at Georgia (02/02/22)
SEC: 2 at Georgia (02/02/22)

FT MADE

Season: --
SEC: --

FT ATTEMPTED

Season: --
SEC: --

REBOUNDS

Season: 2 vs Missouri (01/12/22)
SEC: 2 Missouri (01/12/22)

ASSISTS

Season: --
SEC: --

STEALS

Season: --
SEC: --

BLOCKED SHOTS

Season: --
Career: --

MINUTES

Season: 2:35 vs Missouri (01/12/22)
SEC: 2:35 vs Missouri (01/12/22)

CHANCE MOORE'S 2021-22 GAME STATS

| Opponent | Date | GS | Min | FG | FGA | Pct | 3FG | 3A | Pct | FT | FTA | Pct | O | D | Tot | Avg | PF | FO | A | TO | Blk | Stl | Pts | Avg |
|----------------------|----------|-------------|-----|----|-----|-------|-----|----|------|----|-----|------|---|---|-----|-----|----|----|---|----|-----|-----|-----|-----|
| MERCER | 11/09/21 | DNP | | | | | | | | | | | | | | | | | | | | | | |
| GARDNER-WEBB | 11/13/21 | 2 | | 0 | 0 | .000 | 0 | 0 | .000 | 0 | 0 | .000 | 0 | 0 | 0 | 0.0 | 2 | 0 | 0 | 0 | 0 | 0 | 0 | 0.0 |
| NORTHERN IOWA | 11/17/21 | DNP | | | | | | | | | | | | | | | | | | | | | | |
| vs Kansas State | 11/22/21 | DNP | | | | | | | | | | | | | | | | | | | | | | |
| vs Cincinnati | 11/23/21 | DNP | | | | | | | | | | | | | | | | | | | | | | |
| vs Penn | 11/28/21 | DNP | | | | | | | | | | | | | | | | | | | | | | |
| CENTRAL ARKANSAS | 12/01/21 | 2 | | 0 | 1 | .000 | 0 | 0 | .000 | 0 | 0 | .000 | 0 | 0 | 0 | 0.0 | 0 | 0 | 0 | 0 | 0 | 0 | 0 | 0.0 |
| LITTLE ROCK | 12/04/21 | DNP | | | | | | | | | | | | | | | | | | | | | | |
| CHARLOTTE | 12/07/21 | DNP | | | | | | | | | | | | | | | | | | | | | | |
| vs Oklahoma | 12/11/21 | DNP | | | | | | | | | | | | | | | | | | | | | | |
| vs Hofstra | 12/18/21 | DNP | | | | | | | | | | | | | | | | | | | | | | |
| ELON | 12/21/21 | DNP | | | | | | | | | | | | | | | | | | | | | | |
| at Mississippi State | 12/29/21 | DNP-Illness | | | | | | | | | | | | | | | | | | | | | | |
| VANDERBILT | 01/04/22 | DNP | | | | | | | | | | | | | | | | | | | | | | |
| at Texas A&M | 01/08/22 | DNP | | | | | | | | | | | | | | | | | | | | | | |
| MISSOURI | 01/12/22 | 3 | | 1 | 1 | 1.000 | 0 | 0 | .000 | 0 | 0 | .000 | 0 | 2 | 2 | 0.7 | 0 | 0 | 0 | 0 | 0 | 0 | 2 | 0.7 |
| at LSU | 01/15/22 | DNP | | | | | | | | | | | | | | | | | | | | | | |
| SOUTH CAROLINA | 01/18/22 | DNP-Illness | | | | | | | | | | | | | | | | | | | | | | |
| TEXAS A&M | 01/22/22 | DNP | | | | | | | | | | | | | | | | | | | | | | |
| WEST VIRGINIA | 01/29/22 | DNP | | | | | | | | | | | | | | | | | | | | | | |
| at Georgia | 02/02/22 | 1 | | 1 | 2 | .500 | 1 | 2 | .500 | 0 | 0 | .000 | 1 | 0 | 1 | 0.8 | 0 | 0 | 0 | 0 | 0 | 0 | 3 | 1.3 |
| Totals | | 0 | 8 | 2 | 4 | .500 | 1 | 2 | .500 | 0 | 0 | .000 | 1 | 2 | 3 | 0.8 | 2 | 0 | 0 | 0 | 0 | 0 | 5 | 1.3 |

CHANCE MOORE CAREER STATISTICS

| Year | GP | GS | Min | Avg | FG | FGA | Pct | 3FG | 3FGA | Pct | FT | FTA | Pct | Off | Def | Tot | Avg | PF | FO | Ast | TO | Blk | Stl | Pts | Avg |
|---------|----|----|-----|-----|----|-----|------|-----|------|------|----|-----|------|-----|-----|-----|-----|----|----|-----|----|-----|-----|-----|-----|
| 2021-22 | 4 | 0 | 8 | 2.0 | 2 | 4 | .500 | 1 | 2 | .500 | 0 | 0 | .000 | 1 | 2 | 3 | 0.8 | 2 | 0 | 0 | 0 | 0 | 0 | 5 | 1.3 |

14

JAXSON ROBINSON

*So. | G | 6-6 | 185 | Ada, Okla. | Ada HS | Texas A&M

GENERAL:

• Made the Department's Honor Roll (3.0-3.49 GPA) for Fall 2021

• Played one season (2020-21) at Texas A&M ... Was a four-star prospect by 247Sports, ESPN and Rivals ... Ranked 62nd nationally and 16th at his position by 247Sports ... Previously was a top 50 recruit of 2021 class but reclassified to the 2020 signing class.

2021-22 HIGHLIGHTS:

- **GWU:** Tied career highs with six points and making two 3-pointers ... Recorded his second career blocked shot.
- **UCA:** Played a then season-high 15:15 and scored a career-high seven points (3-6 FG / 1-3 3PT).
- **LR:** Played a season-high 15:27 ... Scored 5 points and added a **career-high two assists** while recording his fourth career steal.
- **Hofstra:** Pumped in a then career-high nine points — all inside the final 1:02 — on making a then career-high 3-of-4 shooting from 3-point range.
- **Elon:** Earned his first start as a Razorback and responded by scoring a **career-high 14 points** ... Made his first three 3's - to tie a career high - and was a **career-best 3-of-3 at the free throw line**.
- **@ Miss State:** Tied his **career-high with seven rebounds**, tying for the team lead and **played a career-high 31:42**.
- **Vandy:** Dished out a **career-high three assists**.

• Led his team/ARK in Pts: 0 / 0
 • Led his team/ARK in Rebs: 1 / 1
 • CAREER: Double-figure Pts: 1 / 1
 20-pt gms: 0 / 0
 Gms with a 3PT FG: 11 / 7
 Gms with 3+ 3PT FG: 2 / 2
 Gms with 3+ Steals: 0 / 0
 Gms with 3+ Assists: 1 / 1
 Gms with 3+ Rebs: 3 / 2

@Robinsonjaxx

@j4sonn

* - Will be granted an extra year of eligibility due to COVID-19 in 2020-21



PERSONAL BESTS

POINTS

Season: 14 vs Elon (12/21/21)
 Career: 14 vs Elon (12/21/21)
 SEC: 6 (4x) last at Miss State (12/29/21)

FG MADE

Season: 4 vs Elon (12/21/21)
 Career: 4 vs Elon (12/21/21)
 SEC: 2 (5x) last at Miss State (12/29/21)

FG ATTEMPTED

Season: 7 (2x) last vs Elon (12/21/21)
 Career: 7 (2x) last vs Elon (12/21/21)
 SEC: 6 at LSU (12/29/20)

3-PT FG MADE

Season: 3 (2x) vs Elon (12/21/21)
 Career: 3 (2x) vs Elon (12/21/21)
 SEC: 2 (4x) last at Miss State (12/29/21)

3-PT FG ATT

Season: 7 (2x) last at Mississippi State (12/29/21)
 Career: 7 (2x) last at Miss State (12/29/21)
 SEC: 7 (2x) last at Miss State (12/29/21)

FT MADE

Season: 3 vs Elon (12/21/21)
 Career: 3 vs Elon (12/21/21)
 SEC: --

FT ATTEMPTED

Season: 3 vs Elon (12/21/21)
 Career: 3 vs Elon (12/21/21)
 SEC: 1 vs Tennessee (01/09/21)

REBOUNDS

Season: 7 at Mississippi State (12/29/21)
 Career: 7 (2x) last at Miss State (12/29/21)
 SEC: 7 (2x) last at Miss State (12/29/21)

ASSISTS

Season: 3 vs Vanderbilt (01/04/22)
 Career: 3 vs Vanderbilt (01/04/22)
 SEC: 3 vs Vanderbilt (01/04/22)

STEALS

Season: 1 vs Little Rock (12/04/21)
 Career: 1 (4x) last vs Little Rock (12/04/21)
 SEC: 1 (2x) last at Ole Miss (01/23/21)

BLOCKED SHOTS

Season: 1 (3x) vs Vanderbilt (01/04/22)
 Career: 1 (4x) vs Vanderbilt (01/04/22)
 SEC: 3 vs Vanderbilt (01/04/22)

MINUTES

Season: 31:42 at Mississippi State (12/29/21)
 Career: 31:42 at Mississippi State (12/29/21)
 SEC: 31:42 at Mississippi State (12/29/21)

JAXSON ROBINSON'S 2021-22 GAME STATS

| Opponent | Date | GS | Min | FG | FGA | Pct | 3FG | 3A | Pct | FT | FTA | Pct | O | D | Tot | Avg | PF | FO | A | TO | Blk | Stl | Pts | Avg |
|----------------------|----------|-----|-----|----|-----|------|-----|----|------|----|-----|-------|---|----|-----|-----|----|----|---|----|-----|-----|-----|-----|
| MERCER | 11/09/21 | DNP | | | | | | | | | | | | | | | | | | | | | | |
| GARDNER-WEBB | 11/13/21 | 11 | | 2 | 7 | .286 | 2 | 7 | .286 | 0 | 0 | .000 | 1 | 0 | 1 | 1.0 | 1 | 0 | 0 | 0 | 1 | 0 | 6 | 6.0 |
| NORTHERN IOWA | 11/17/21 | DNP | | | | | | | | | | | | | | | | | | | | | | |
| vs Kansas State | 11/22/21 | DNP | | | | | | | | | | | | | | | | | | | | | | |
| vs Cincinnati | 11/23/21 | DNP | | | | | | | | | | | | | | | | | | | | | | |
| PENN | 11/28/21 | 0+ | | 0 | 0 | .000 | 0 | 0 | .000 | 0 | 0 | .000 | 0 | 0 | 0 | 0.5 | 0 | 0 | 0 | 0 | 0 | 0 | 0 | 3.0 |
| CENTRAL ARKANSAS | 12/01/21 | 16 | | 3 | 6 | .500 | 1 | 3 | .333 | 0 | 0 | .000 | 1 | 0 | 1 | 0.7 | 1 | 0 | 0 | 0 | 0 | 0 | 7 | 4.3 |
| LITTLE ROCK | 12/04/21 | 15 | | 2 | 6 | .333 | 1 | 5 | .200 | 0 | 0 | .000 | 0 | 3 | 3 | 1.3 | 1 | 0 | 2 | 0 | 0 | 1 | 5 | 4.5 |
| CHARLOTTE | 12/07/21 | 5 | | 1 | 2 | .500 | 0 | 1 | .000 | 0 | 0 | .000 | 0 | 0 | 0 | 1.0 | 0 | 0 | 0 | 0 | 0 | 0 | 2 | 4.0 |
| vs Oklahoma | 12/11/21 | DNP | | | | | | | | | | | | | | | | | | | | | | |
| vs Hofstra | 12/18/21 | 7 | | 3 | 4 | .750 | 3 | 4 | .750 | 0 | 0 | .000 | 0 | 0 | 0 | 0.8 | 0 | 0 | 1 | 0 | 0 | 0 | 9 | 4.8 |
| ELON | 12/21/21 | * | 20 | 4 | 7 | .571 | 3 | 6 | .500 | 3 | 3 | 1.000 | 1 | 2 | 3 | 1.1 | 1 | 0 | 0 | 2 | 1 | 0 | 14 | 6.1 |
| at Mississippi State | 12/29/21 | * | 31 | 2 | 7 | .286 | 2 | 7 | .286 | 0 | 0 | .000 | 1 | 6 | 7 | 1.9 | 3 | 0 | 1 | 2 | 0 | 0 | 6 | 6.1 |
| VANDERBILT | 01/04/22 | * | 31 | 1 | 5 | .200 | 1 | 5 | .200 | 0 | 0 | .000 | 0 | 3 | 3 | 2.0 | 3 | 0 | 3 | 1 | 1 | 0 | 3 | 5.8 |
| at Texas A&M | 01/08/22 | * | 9 | 0 | 2 | .000 | 0 | 1 | .000 | 0 | 0 | .000 | 1 | 0 | 1 | 1.9 | 0 | 0 | 0 | 1 | 1 | 0 | 0 | 5.2 |
| MISSOURI | 01/12/22 | 5 | | 0 | 1 | .000 | 0 | 1 | .000 | 0 | 0 | .000 | 0 | 0 | 0 | 1.7 | 0 | 0 | 0 | 0 | 0 | 0 | 0 | 4.7 |
| at LSU | 01/15/22 | DNP | | | | | | | | | | | | | | | | | | | | | | |
| TEXAS A&M | 01/22/22 | DNP | | | | | | | | | | | | | | | | | | | | | | |
| SOUTH CAROLINA | 01/18/22 | 4 | | 0 | 0 | .000 | 0 | 0 | .000 | 0 | 0 | .000 | 0 | 1 | 1 | 1.7 | 0 | 0 | 0 | 0 | 0 | 0 | 0 | 4.3 |
| at Ole Miss | 01/26/22 | DNP | | | | | | | | | | | | | | | | | | | | | | |
| WEST VIRGINIA | 01/29/22 | DNP | | | | | | | | | | | | | | | | | | | | | | |
| at Georgia | 02/02/22 | 3 | | 0 | 1 | .000 | 0 | 1 | .000 | 0 | 0 | .000 | 0 | 0 | 0 | 1.5 | 1 | 0 | 0 | 0 | 0 | 0 | 0 | 4.0 |
| Totals | | 4 | 157 | 18 | 48 | .375 | 13 | 41 | .317 | 3 | 3 | 1.000 | 5 | 15 | 20 | 1.5 | 11 | 0 | 7 | 6 | 4 | 1 | 52 | 4.0 |

JAXSON ROBINSON CAREER STATISTICS

| Year | GP | GS | Min | Avg | FG | FGA | Pct | 3FG | 3FGA | Pct | FT | FTA | Pct | Off | Def | Tot | Avg | PF | FO | Ass | TO | Blk | Stl | Pts | Avg |
|----------------|----|----|-----|------|----|-----|------|-----|------|------|----|-----|-------|-----|-----|-----|-----|----|----|-----|----|-----|-----|-----|-----|
| 2020-21 (TXAM) | 14 | 4 | 137 | 9.7 | 11 | 31 | .355 | 8 | 28 | .268 | 0 | 1 | .000 | 4 | 11 | 15 | 1.1 | 10 | 0 | 4 | 5 | 1 | 3 | 30 | 2.1 |
| 2021-22 (ARK) | 13 | 4 | 157 | 12.1 | 18 | 48 | .375 | 13 | 41 | .317 | 3 | 3 | 1.000 | 5 | 15 | 20 | 1.5 | 11 | 0 | 7 | 6 | 4 | 1 | 52 | 4.0 |
| TOTAL | 27 | 8 | 294 | 10.9 | 29 | 79 | .367 | 21 | 69 | .304 | 3 | 4 | .750 | 9 | 26 | 35 | 1.3 | 21 | 0 | 11 | 11 | 5 | 4 | 82 | 3.0 |

20

KAMANI JOHNSON

R-Jr. | F | 6-7 | 235 | Brooklyn, N.Y. | Holy Spirit (Ga.) Prep School | Little Rock

GENERAL:

- Played two seasons at Little Rock ... Sat out 2020-21 att Arkansas per NCAA transfer rules ... Signed with Arkansas on Oct. 26, 2020, and joined the team on Dec. 19, 2020 ... **Third team All-Sun Belt** selection at Little Rock ... His 144 free throws made in 2019-20 ranked sixth in UALR history for a single season ... In the NCAA, ranked 26th in free throw attempts with a Sun Belt-best 198 and ranked 49th nationally in free throws made (144).

2021-22 HIGHLIGHTS

- **GWU:** Had six rebounds in eight minutes.
- **Cincy:** Turned in four solid minutes in the first half with two rebounds and a blocked shot.
- **Elon:** Led the team with a **season-high seven rebounds** ... **Blocked a career-high three shots** ... Attempted 13 free throws in just 16:32 minutes played ... **Scored a season-high 15 points**, his best as a Razorback ... Became the fourth Razorback player since 1996-97 to get 15+ points, 7+ rebounds and 3+ blocks off the bench, along with Connor Vannover, Daniel Gafford (2x) and Darian Townes (2x) (HogStats).
- **@ A&M:** Had his best overall game as a Razorback and provided a spark as the Hogs trimmed a 17-point deficit to a minute to play ... Led the team with a Plus-Minus of 7 in 18:30 played ... Grabbed eight rebounds — four offensive and four defensive — and made 5-of-6 at the line ... Added an assist, steal and blocked shot while taking his first charge of the season.
- **Mizzou:** Earned his first start as a Razorback and played well in his 8:45 before leaving the game with an ankle injury ... In his short time, was 2-of-3 from the field with four rebounds and carried a +18.
- **@ Ole Miss:** Was productive in his seven minutes with three rebounds, including an offensive tip-in, and a blocked shot.
- **@ Georgia:** Helped Arkansas take control of the game with Jaylin Williams out with foul trouble in the first half ... Was 2-of-2 from the field with four rebounds, an assist and drew a charge as Arkansas went from down one (36-35) to up five.

DOUBLE-DOUBLES (4)

SOPHOMORE (4)

| | | |
|----------------------------|--------|--------|
| 11/27/19 • ALCORN STATE | 17 pts | 12 reb |
| 01/02/20 • TEXAS STATE | 15 pts | 10 reb |
| 01/04/20 • UT ARLINGTON | 30 pts | 13 reb |
| 02/22/20 • at Arkansas St. | 32 pts | 16 reb |

^ - Back-to-Back games

| | |
|--|--------|
| • Led his team/ARK in Pts: | 5 / 0 |
| • Led his team/ARK in Rebs: | 11 / 1 |
| • Led his team/ARK in Assists: | 7 / 0 |
| • Led his tm/ARK in PTS+REB Same Gm: | 3 / 0 |
| • Led his tm/ARK in P+R+A Same Gm: | 2 / 0 |
| • CAREER: Double-figure Pts: | 20 / 0 |
| Double-figure Rebs: | 7 / 0 |
| 20-pt gms - 30-pt gms: | 3 - 2 |
| Gms with a 3PT Made: | 0 / 0 |
| Gms with 3+ Assists: | 17 / 0 |
| Gms with 5+ Rebs: | 39 / 2 |

 @KamaniJohnson20

 @Kamani_Johnson


PERSONAL BESTS

POINTS

| | |
|------------|------------------------------|
| Season: 15 | vs Elon (12/21/21) |
| Career: 32 | at Arkansas State (02/22/20) |
| SEC: 7 | at Texas A&M (01/08/22) |

FG MADE

| | |
|-----------|------------------------------|
| Season: 3 | vs Elon (12/21/21) |
| Career: 9 | at Arkansas State (02/22/20) |
| SEC: 1 | at Texas A&M (01/08/22) |

FG ATTEMPTED

| | |
|------------|-------------------------|
| Season: 4 | vs Elon (12/21/21) |
| Career: 13 | at Memphis (11/20/19) |
| SEC: 1 | at Texas A&M (01/08/22) |

3-PT FG MADE

Season: --

Career: --

SEC: --

3-PT FG ATT

Season: --

Career: 1(2x) last at Memphis (11/20/19)

SEC: --

FT MADE

| | |
|------------|------------------------------|
| Season: 9 | vs Elon (12/21/21) |
| Career: 14 | at Arkansas State (02/22/20) |
| SEC: 5 | at Texas A&M (01/08/22) |

FT ATTEMPTED

| | |
|------------|------------------------------|
| Season: 13 | vs Elon (12/21/21) |
| Career: 16 | at Arkansas State (02/22/20) |
| SEC: 6 | at Texas A&M (01/08/22) |

REBOUNDS

| | |
|------------|------------------------------|
| Season: 8 | at Texas A&M (01/08/22) |
| Career: 20 | at Arkansas State (02/22/20) |
| SEC: 8 | at Texas A&M (01/08/22) |

ASSISTS

| | |
|---------------|---------------------------------|
| Season: 1(2x) | last at Texas A&M (01/08/22) |
| Career: 6 | vs Appalachian State (02/01/20) |
| SEC: 1 | at Texas A&M (01/08/22) |

STEALS

| | |
|---------------|------------------------------|
| Season: 1(2x) | last at Texas A&M (01/08/22) |
| Career: 3 | vs Arkansas State (02/02/19) |
| SEC: 1 | at Texas A&M (01/08/22) |

BLOCKED SHOTS

| | |
|-----------|-------------------------|
| Season: 3 | vs Elon (12/21/21) |
| Career: 3 | vs Elon (12/21/21) |
| SEC: 1 | at Texas A&M (01/08/22) |

MINUTES

| | |
|---------------|----------------------------|
| Season: 18:30 | at Texas A&M (01/08/22) |
| Career: 38:42 | vs UT Arlington (01/04/20) |
| SEC: 18:30 | at Texas A&M (01/08/22) |

KAMANI JOHNSON'S 2021-22 GAME STATS

| Opponent | Date | GS | Min | FG | FGA | Pct | 3FG | 3A | Pct | FT | FTA | Pct | O | D | Tot | Avg | PF | FO | A | TO | Blk | Stl | Pts | Avg | |
|----------------------|----------|---------|-----|----|-------|------|-----|------|------|----|------|------|----|----|-----|-----|-----|----|---|----|-----|-----|-----|-----|-----|
| MERCER | 11/09/21 | 1 | 0 | 0 | .000 | 0 | 0 | .000 | 0 | 0 | .000 | 0 | 0 | 1 | 0 | 1 | 1.0 | 0 | 0 | 1 | 1 | 0 | 0 | 0 | 0.0 |
| GARDNER-WEBB | 11/13/21 | 8 | 1 | 1 | 1.000 | 0 | 0 | .000 | 0 | 0 | .000 | 3 | 5 | 6 | 3.5 | 2 | 4 | 0 | 0 | 0 | 2 | 0 | 0 | 5 | 2.5 |
| NORTHERN IOWA | 11/17/21 | DNP | | | | | | | | | | | | | | | | | | | | | | | |
| vs Kansas State | 11/22/21 | DNP | | | | | | | | | | | | | | | | | | | | | | | |
| vs Cincinnati | 11/23/21 | 4 | 0 | 0 | .000 | 0 | 0 | .000 | 0 | 0 | .000 | 2 | 0 | 2 | 3.0 | 1 | 0 | 0 | 1 | 1 | 0 | 0 | 0 | 1.7 | |
| PENN | 11/28/21 | 5 | 1 | 1 | 1.000 | 0 | 0 | .000 | 0 | 2 | .000 | 2 | 1 | 3 | 3.0 | 1 | 0 | 0 | 2 | 1 | 0 | 0 | 2 | 1.8 | |
| CENTRAL ARKANSAS | 12/01/21 | 9 | 1 | 1 | 1.000 | 0 | 0 | .000 | 0 | 0 | .000 | 0 | 2 | 2 | 2.8 | 2 | 0 | 0 | 0 | 0 | 1 | 2 | 1.8 | | |
| LITTLE ROCK | 12/04/21 | DNP | | | | | | | | | | | | | | | | | | | | | | | |
| CHARLOTTE | 12/07/21 | 3 | 0 | 0 | .000 | 0 | 0 | .000 | 0 | 0 | .000 | 0 | 0 | 0 | 2.3 | 0 | 0 | 0 | 0 | 0 | 0 | 0 | 0 | 1.5 | |
| vs Oklahoma | 12/11/21 | DNP | | | | | | | | | | | | | | | | | | | | | | | |
| vs Hofstra | 12/18/21 | DNP | | | | | | | | | | | | | | | | | | | | | | | |
| ELON | 12/21/21 | 16 | 3 | 4 | .750 | 0 | 0 | .000 | 9 | 13 | .692 | 1 | 6 | 7 | 3.0 | 2 | 0 | 0 | 2 | 3 | 0 | 15 | 3.4 | | |
| at Mississippi State | 12/29/21 | DNP | | | | | | | | | | | | | | | | | | | | | | | |
| VANDERBILT | 01/04/22 | 7 | 0 | 0 | .000 | 0 | 0 | .000 | 0 | 0 | .000 | 0 | 1 | 1 | 2.8 | 1 | 0 | 0 | 0 | 0 | 0 | 0 | 0 | 3.0 | |
| at Texas A&M | 01/08/22 | 19 | 1 | 1 | 1.000 | 0 | 0 | .000 | 5 | 6 | .833 | 4 | 4 | 8 | 3.3 | 4 | 0 | 1 | 0 | 1 | 1 | 7 | 3.4 | | |
| MISSOURI | 01/12/22 | * | 9 | 2 | 3 | .667 | 0 | 0 | .000 | 0 | 2 | .000 | 1 | 3 | 4 | 3.4 | 2 | 0 | 0 | 1 | 0 | 0 | 4 | 3.5 | |
| at LSU | 01/15/22 | DNP-Inj | | | | | | | | | | | | | | | | | | | | | | | |
| SOUTH CAROLINA | 01/18/22 | DNP-Inj | | | | | | | | | | | | | | | | | | | | | | | |
| TEXAS A&M | 01/22/22 | 1 | 0 | 0 | .000 | 0 | 0 | .000 | 0 | 0 | .000 | 0 | 0 | 0 | 3.1 | 0 | 0 | 0 | 0 | 0 | 0 | 0 | 0 | 3.2 | |
| at Ole Miss | 01/26/22 | 7 | 1 | 1 | 1.000 | 0 | 0 | .000 | 0 | 0 | .000 | 1 | 2 | 3 | 3.1 | 2 | 0 | 0 | 0 | 1 | 0 | 2 | 3.1 | | |
| WEST VIRGINIA | 01/29/22 | 4 | 0 | 0 | .000 | 0 | 0 | .000 | 0 | 0 | .000 | 0 | 1 | 1 | 2.9 | 2 | 0 | 0 | 1 | 0 | 0 | 0 | 0 | 2.8 | |
| at Georgia | 02/02/22 | 11 | 2 | 2 | 1.000 | 0 | 0 | .000 | 0 | 0 | .000 | 2 | 2 | 4 | 3.0 | 4 | 0 | 1 | 1 | 0 | 0 | 4 | 2.9 | | |
| Totals | | 1 | 104 | 12 | 14 | .857 | 0 | 0 | .000 | 17 | 28 | .607 | 16 | 26 | 42 | 3.0 | 21 | 0 | 3 | 11 | 7 | 2 | 41 | 2.9 | |

KAMANI JOHNSON CAREER STATISTICS

| Year | GP | GS | Min | Avg | FG | FGA | Pct | 3FG | 3FGA | Pct | FT | FTA | Pct | Off | Def | Tot | Avg | PF | FO | Ass | TO | Blk | Stl | Pts | Avg |
|----------------|-----------|-----------|-------------|-------------|------------|------------|-------------|----------|----------|-------------|------------|------------|-------------|------------|------------|------------|------------|------------|-----------|------------|------------|-----------|-----------|------------|------------|
| 2018-19 (UALR) | 27 | 15 | 519 | 19.2 | 53 | 96 | .552 | 0 | 1 | .000 | 33 | 65 | .508 | 51 | 79 | 130 | 4.8 | 85 | 5 | 37 | 41 | 13 | 14 | 139 | 5.1 |
| 2019-20 (UALR) | 31 | 28 | 860 | 27.7 | 98 | 191 | .513 | 0 | 1 | .000 | 144 | 198 | .727 | 94 | 113 | 207 | 6.7 | 99 | 5 | 68 | 67 | 15 | 23 | 340 | 11.0 |
| 2021-22 (ARK) | 14 | 1 | 104 | 7.4 | 12 | 14 | .857 | 0 | 0 | .000 | 17 | 28 | .607 | 16 | 26 | 42 | 3.0 | 21 | 0 | 3 | 11 | 7 | 2 | 41 | 2.9 |
| TOTAL | 72 | 44 | 1483 | 20.6 | 163 | 301 | .542 | 0 | 2 | .000 | 194 | 291 | .667 | 161 | 218 | 379 | 5.3 | 205 | 10 | 108 | 119 | 35 | 39 | 520 | 7.2 |

23 CONNOR VANOVER

*Jr. | F | 7-3 | 215 | Little Rock, Ark. | Findlay Prep (Nev.) | Univ. of California

GENERAL:

- Named the SEC Winter Academic Honor Roll ... Played his freshman season at Cal, sat out 2019-20 season at Arkansas ... In 2020-19, was 1 of 3 players in the NCAA to have at least 50 blocked shots and 20 3-pointers made ... In fact, Vanover is the first Arkansas player with 50+ blocks and 20+ 3's made in a season and only nine other Hogs have reached those levels in an entire career (HogStats.com).

2021-22 HIGHLIGHTS:

- GWU:** Set the tone early and produced one of his best overall games with a team-best 19 points, seven rebounds, three blocked shots and two assists in just 17 minutes ... Down six with 6:30 left in the first half, keyed a 29-5 run to put the Hogs up 18 with eight points, three rebounds and two blocked shots during the run.
- HOF Classic:** Helped Arkansas to an 18-point halftime lead vs K-State by scoring 10 of his 14 points in the period ... Sank a career-high 9-of-9 from the free throw line, including 8-of-8 in the first half ... Was productive in his 17 minutes vs Cincy with 8 points, 6 rebounds and a blocked shot.
- Penn:** Only scored six points, but it was the first six points of the second half to push the 11-point halftime lead to 17.

Blocks/Gm 0.82 20th SEC 344th NCAA

Led his team/ARK in Pts: 5 / 4
Led his team/ARK in Rebs: 7 / 5
CAREER: Double-figure Pts: 16 / 9
Double-figure rebs: 2 / 2
20-pt gms: 2 / 1
Gms with a 3 PT FG: 30 / 18
Gms with 3+ 3PT FG: 2 / 1
Gms with 3+ Blks: 13 / 9

PLAYERS IN THE NCAA IN 2020-21

WITH 50+ BLOCKS AND 20+ 3'S MADE

Connor Vanover, ARK 51 blocks 24 3's
 Hayden Koval, UNCG 65 blocks 26 3's
 Jay Huff, UVA 62 blocks 28 3's

Vanover the first Arkansas player with 50+ blocks and 20+ 3's made in a season. Only 10 Hogs, including Vanover, have reached those levels in an entire career: (HogStats.com)

Carl Baker (54 BLK • 29 3's) Todd Day (102 BLK • 226 3's)
 Ron Huery (70 BLK • 94 3's) Vincent Hunter (79 BLK • 32 3's)
 Bobby Portis (104 BLK • 23 3's) Marshawn Powell (96 BLK • 42 3's)
 Michael Qualls (55 BLK • 103 3's) Darnell Robinson (62 BLK • 28 3's)
 Mike Washington (107 BLK • 22 3's) Connor Vanover (95 BLK • 52 3's)

@Vanover_Connor

@cv_23

* - Will be granted an extra year of eligibility due to COVID-19 in 2020-21



PERSONAL BESTS

POINTS

Season: 19 vs Gardner-Webb (11/13/21)
 Career: 24 at Stanford (03/07/19)
 SEC: 17 at Auburn (12/30/20)

FG MADE

Season: 7 vs Gardner-Webb (11/13/21)
 Career: 9 at Stanford (03/07/19)
 SEC: 6 vs Mississippi State (02/02/21)

FG ATTEMPTED

Season: 12 vs Gardner-Webb (11/13/21)
 Career: 15 vs Washington (02/28/19)
 SEC: 11 (3x) last vs Mississippi State (02/02/21)

3-POINT FG MADE

Season: 1 vs Gardner-Webb (11/13/21)
 Career: 5 at Stanford (03/07/19)
 SEC: 2 (2x) last at Missouri (02/13/21)

3-PT FG ATTEMPTS

Season: 3 vs Kansas State (11/22/21)
 Career: 8 vs Lipscomb (12/05/20)
 SEC: 6 at Auburn (12/30/20)

FT MADE

Season: 8 vs Kansas State (11/22/21)
 Career: 8 vs Kansas State (11/22/21)
 SEC: 6 at Auburn (12/30/20)

FT ATTEMPTED

Season: 9 vs Kansas State (11/22/21)
 Career: 9 vs Kansas State (11/22/21)
 SEC: 6 at Auburn (12/30/20)

REBOUNDS

Season: 7 vs Gardner-Webb (11/13/21)
 Career: 16 vs North Texas (11/28/20)
 SEC: 8 vs Mississippi State (02/02/21)

ASSISTS

Season: 2 vs Gardner-Webb (11/13/21)
 Career: 2 (7x) last at Missouri (02/13/21)
 SEC: 2 (2x) last at Missouri (02/13/21)

STEALS

Season: 1 (2x) last vs Missouri (01/12/22)
 Career: 3 vs Southern (12/19/20)
 SEC: 2 (2x) last vs Mississippi State (02/02/21)

BLOCKED SHOTS

Season: 3 vs Gardner-Webb (11/13/21)
 Career: 6 (2x) last vs North Texas (11/28/20)
 SEC: 5 vs Ole Miss (01/27/21)

MINUTES

Season: 20:02 vs Kansas State (11/22/21)
 Career: 34:05 vs North Texas (11/28/20)
 SEC: 28:45 at Auburn (12/30/20)

CONNOR VANOVER'S 2021-22 GAME STATS

| Opponent | Date | GS | Min | FG | FGA | Pct | 3FG | 3A | Pct | FT | FTA | Pct | O | D | Tot | Avg | PF | FO | A | TO | Blk | Stl | Pts | Avg | |
|----------------------|----------|----|-------------|-----|-----|-------|------|----|------|------|-----|-------|------|----|-----|-----|-----|----|---|----|-----|-----|-----|------|-----|
| MERCER | 11/09/21 | | DNP | | | | | | | | | | | | | | | | | | | | | | |
| GARDNER-WEBB | 11/13/21 | * | 17 | 7 | 12 | .583 | 1 | 2 | .500 | 4 | 4 | 1.000 | 3 | 4 | 7 | 7.0 | 1 | 0 | 2 | 0 | 3 | 0 | 19 | 19.0 | |
| NORTHERN IOWA | 11/17/21 | * | 5 | 1 | 4 | .250 | 0 | 2 | .000 | 0 | 0 | .000 | 0 | 1 | 1 | 4.0 | 0 | 0 | 0 | 0 | 1 | 0 | 2 | 10.5 | |
| vs Kansas State | 11/22/21 | * | 21 | 3 | 7 | .429 | 0 | 3 | .000 | 8 | 9 | .889 | 3 | 2 | 5 | 4.3 | 1 | 0 | 0 | 0 | 1 | 0 | 14 | 11.7 | |
| vs Cincinnati | 11/23/21 | * | 17 | 4 | 8 | .500 | 0 | 1 | .000 | 0 | 0 | .000 | 1 | 5 | 6 | 4.8 | 1 | 0 | 0 | 0 | 1 | 0 | 8 | 10.8 | |
| PENN | 11/28/21 | * | 12 | 2 | 3 | .667 | 0 | 1 | .000 | 2 | 2 | 1.000 | 1 | 3 | 4 | 4.6 | 0 | 0 | 0 | 0 | 0 | 0 | 6 | 9.8 | |
| CENTRAL ARKANSAS | 12/01/21 | * | 9 | 1 | 1 | 1.000 | 0 | 0 | .000 | 0 | 2 | .000 | 1 | 2 | 3 | 4.3 | 0 | 0 | 1 | 1 | 0 | 1 | 2 | 8.5 | |
| LITTLE ROCK | 12/04/21 | * | 6 | 0 | 2 | .000 | 0 | 1 | .000 | 0 | 0 | .000 | 0 | 0 | 0 | 3.7 | 0 | 0 | 0 | 0 | 0 | 0 | 0 | 7.3 | |
| CHARLOTTE | 12/07/21 | * | 8 | 3 | 5 | .600 | 0 | 1 | .000 | 0 | 0 | .000 | 1 | 0 | 1 | 3.4 | 1 | 0 | 0 | 0 | 2 | 0 | 6 | 7.1 | |
| vs Oklahoma | 12/11/21 | * | 4 | 0 | 1 | .000 | 0 | 1 | .000 | 0 | 0 | .000 | 0 | 1 | 1 | 3.1 | 0 | 0 | 0 | 0 | 1 | 0 | 0 | 6.3 | |
| vs Hofstra | 12/18/21 | | DNP | | | | | | | | | | | | | | | | | | | | | | |
| ELON | 12/21/21 | * | 4 | 0 | 2 | .000 | 0 | 0 | .000 | 0 | 0 | .000 | 0 | 1 | 1 | 2.9 | 0 | 0 | 0 | 0 | 0 | 0 | 0 | 5.7 | |
| at Mississippi State | 12/29/21 | | 6 | 0 | 1 | .000 | 0 | 0 | .000 | 0 | 0 | .000 | 1 | 0 | 1 | 2.7 | 0 | 0 | 0 | 1 | 0 | 0 | 0 | 5.2 | |
| VANDERBILT | 01/04/22 | 0+ | 0 | 0 | 0 | .000 | 0 | 0 | .000 | 0 | 0 | .000 | 0 | 0 | 0 | 2.5 | 0 | 0 | 0 | 0 | 0 | 0 | 0 | 4.8 | |
| at Texas A&M | 01/08/22 | | DNP | | | | | | | | | | | | | | | | | | | | | | |
| MISSOURI | 01/12/22 | | 3 | 1 | 2 | .500 | 0 | 1 | .000 | 0 | 0 | .000 | 1 | 0 | 1 | 2.4 | 0 | 0 | 1 | 1 | 0 | 1 | 2 | 4.5 | |
| at LSU | 01/15/22 | | 1 | 0 | 1 | .000 | 0 | 0 | .000 | 0 | 0 | .000 | 0 | 0 | 0 | 2.2 | 0 | 0 | 0 | 0 | 0 | 0 | 0 | 4.2 | |
| SOUTH CAROLINA | 01/18/22 | | 2 | 0 | 2 | .000 | 0 | 0 | .000 | 0 | 0 | .000 | 0 | 0 | 0 | 2.1 | 0 | 0 | 0 | 0 | 0 | 0 | 0 | 3.9 | |
| TEXAS A&M | 01/22/22 | | DNP | | | | | | | | | | | | | | | | | | | | | | |
| at Ole Miss | 01/26/22 | | DNP | | | | | | | | | | | | | | | | | | | | | | |
| WEST VIRGINIA | 01/29/22 | | DNP-Illness | | | | | | | | | | | | | | | | | | | | | | |
| at Georgia | 02/02/22 | | DNP-Illness | | | | | | | | | | | | | | | | | | | | | | |
| Totals | | | 10 | 115 | 22 | 51 | .431 | 1 | 13 | .077 | 14 | 17 | .824 | 12 | 19 | 31 | 2.1 | 4 | 0 | 4 | 3 | 9 | 2 | 59 | 3.9 |

CONNOR VANOVER CAREER STATISTICS

| Year | GP | GS | Min | Avg | FG | FGA | Pct | 3FG | 3FGA | Pct | FT | FTA | Pct | Off | Def | Tot | Avg | PF | FO | Ass | TO | Blk | Stl | Pts | Avg |
|---------------|----|----|------|------|-----|-----|------|-----|------|------|----|-----|------|-----|-----|-----|-----|----|----|-----|----|-----|-----|-----|-----|
| 2018-19 (CAL) | 28 | 15 | 491 | 17.5 | 83 | 177 | .469 | 27 | 76 | .355 | 16 | 24 | .667 | 21 | 62 | 83 | 3.0 | 38 | 2 | 5 | 18 | 35 | 7 | 209 | 7.5 |
| 2020-21 (ARK) | 29 | 27 | 483 | 16.7 | 70 | 155 | .452 | 24 | 74 | .324 | 20 | 21 | .952 | 27 | 104 | 131 | 4.5 | 37 | 0 | 14 | 21 | 51 | 13 | 184 | 6.3 |
| 2021-22 (ARK) | 15 | 10 | 115 | 7.7 | 22 | 51 | .431 | 1 | 13 | .077 | 14 | 17 | .824 | 12 | 19 | 31 | 2.1 | 4 | 0 | 4 | 3 | 9 | 2 | 59 | 3.9 |
| TOTAL | 72 | 52 | 1089 | 15.1 | 175 | 383 | .457 | 52 | 163 | .319 | 50 | 62 | .806 | 60 | 185 | 245 | 3.4 | 79 | 2 | 23 | 42 | 95 | 22 | 452 | 6.3 |

ARKANSAS RAZORBACKS

2021-22 SEASON RESULTS & LEADERS

| | | | | |
|----------------|---------|------|------|---------|
| RECORD: | OVERALL | HOME | AWAY | NEUTRAL |
| ALL GAMES | 17-5 | 12-1 | 3-2 | 2-2 |
| CONFERENCE | 6-3 | 3-1 | 3-2 | 0-0 |
| NON-CONFERENCE | 11-2 | 9-0 | 0-0 | 2-2 |

| DATE | TIME (CT) | R A N K | OPPONENT | TV | RESULT | ATTEND | RECORD | (SEC) | HIGH POINTS | HIGH REBOUNDS |
|----------|-----------|---------|-------------------------|------------------|--------------|--------|--------|-------|---|--|
| 11/19/21 | 7:00 pm | 16/15 | -- MERCER | SEC Network Plus | W 74-61 | 19200 | 1-0 | -- | (30) JD Notae | (11) Au'Diese Toney |
| 11/13/21 | 2:00 pm | 16/15 | -- GARDNER-WEBB | SEC Network Plus | W 86-69 | 19200 | 2-0 | -- | (19) Connor Vanover | (8) Jaylin Williams |
| 11/17/21 | 7:00 pm | 16/15 | -- NORTHERN IOWA | SEC Network Plus | W 93-80 | 19200 | 3-0 | -- | (26) Chris Lykes | (9) Stanley Umude |
| 11/22/21 | 8:00 pm | + 13/12 | -- vs Kansas State | ESPNNews | W 72-64 | 9409 | 4-0 | -- | (14) Chris Lykes (14) Connor Vanover | (9) Au'Diese Toney |
| 11/23/21 | 8:30 pm | + 13/12 | -- vs Cincinnati | ESPN2 | W 73-67 | 7255 | 5-0 | -- | (19)Au'Diese Toney | (11)Jaylin Williams |
| 11/28/21 | 3:00 pm | 13/12 | -- PENN | SEC Network | W 76-60 | 19200 | 6-0 | -- | (28)JD Notae | (9)JD Notae (9)Jaylin Williams |
| 12/01/21 | 7:00 pm | 10/9 | -- CENTRAL ARKANSAS | SEC Network Plus | W 97-60 | 19200 | 7-0 | -- | (17)Stanley Umude | (13)Jaylin Williams |
| 12/04/21 | 3:00 pm | 10/9 | -- LITTLE ROCK | SEC Network | W 93-78 | 19200 | 8-0 | -- | (18)Au'Diese Toney (18)JD Notae | (8)Au'Diese Toney |
| 12/07/21 | 8:00 pm | 12/10 | -- CHARLOTTE | SEC Network | W 86-66 | 19200 | 9-0 | -- | (23)JD Notae | (10)JD Notae |
| 12/11/21 | 12:30 pm | @ 12/10 | RV/RV vs Oklahoma | ESPN2 | 66-88 L | 12746 | 9-1 | -- | (26)Davonte Davis | (7)Jaylin Williams |
| 12/18/21 | 7:00 pm | & 24/19 | -- vs Hofstra | -- | 81-89 L | 14685 | 9-2 | -- | (20)JD Notae | (8)Jaylin Williams |
| 12/21/21 | 6:00 pm | RV/RV | -- ELON | SEC Network | W 81-55 | 19200 | 10-2 | -- | (21)Chris Lykes | (7)Kamani Johnson (7)JD Notae |
| 12/29/21 | 4:00 pm | * --/RV | -- at Mississippi State | SEC Network | 68-81 L | 6629 | 10-3 | 0-1 | (19)Stanley Umude | (7)Jaxson Robinson (7)Jaylin Williams |
| 01/04/22 | 7:30 pm | * --/RV | -- VANDERBILT | SEC Network | 74-75 L | 19200 | 10-4 | 0-2 | (28)Stanley Umude | (10)Jaylin Williams |
| 01/08/22 | 12:00 pm | * --/RV | -- at Texas A&M | SEC Network | 81-86 L | 7967 | 10-5 | 0-3 | (31)JD Notae | (11)Jaylin Williams |
| 01/12/22 | 8:00 pm | * -- | -- MISSOURI | SEC Network | W 87-43 | 19200 | 11-5 | 1-3 | (19)JD Notae | (10)Jaylin Williams |
| 01/15/22 | 1:00 pm | * -- | 12/12 at LSU | ESPN2 | W 65-58 | 12734 | 12-5 | 2-3 | (19)JD Notae | (13)Jaylin Williams |
| 01/18/22 | 6:00 pm | * -- | -- SOUTH CAROLINA | SEC Network | W 75-59 | 19200 | 13-5 | 3-3 | (19)Jaylin Williams | (9)Jaylin Williams |
| 01/22/22 | 7:30 pm | * -- | RV/RV TEXAS A&M | SEC Network | (OT) W 76-73 | 19200 | 14-5 | 4-3 | (17)JD Notae | (11)Jaylin Williams |
| 01/26/22 | 6:00 pm | * -- | -- at Ole Miss | SEC Network | W 64-55 | 6642 | 15-5 | 5-3 | (25)JD Notae | (8)Jaylin Williams |
| 01/29/22 | 1:00 pm | % -- | -- WEST VIRGINIA | ESP2 | W 77-68 | 19200 | 16-5 | -- | (19)Au'Diese Toney | (15)Jaylin Williams |
| 02/02/22 | 7:00 pm | * RV/RV | -- at Georgia | ESPNU | W 99-73 | 6448 | 17-5 | 6-3 | (31)Stanley Umude | (9)JD Notae |

Home Games in CAPS | * - Southeastern Conference game | + Hall of Fame Classic (Kansas City, Mo. - T-Mobile Center) | % - Big 12/SEC Challenge
 @ - played in Tulsa, Okla. (BOK Center) | & - played in North Little Rock (Simmons Bank Arena) | ^ - SEC Tournament (Tampa, Fla. - Amalie Arena)

| ATTENDANCE SUMMARY | GAMES | TOTALS | AVG/GAME |
|--------------------|-------|--------|----------|
| HOME | 13 | 249600 | 19200 |
| AWAY | 5 | 40420 | 8084 |
| NEUTRAL | 4 | 44095 | 11024 |
| TOTAL | 22 | 334115 | 15187 |

THE GRADES ARE IN

Arkansas basketball fared well in the classroom in the fall of 2021.

• AD's Honor Roll (3.50-3.99)

Lawson Blake

• Department Honor Roll (3.00-3.49)

Cade Arbogast Davonte Davis

Chris Lykes Chance Moore

Jaxson Robinson Stanley Umude

ARKANSAS RAZORBACKS

2021-22 COMBINED REPORT

| | | | | |
|----------------|---------|------|------|---------|
| RECORD: | OVERALL | HOME | AWAY | NEUTRAL |
| ALL GAMES | 17-5 | 12-1 | 3-2 | 2-2 |
| CONFERENCE | 6-3 | 3-1 | 3-2 | 0-0 |
| NON-CONFERENCE | 11-2 | 9-0 | 0-0 | 2-2 |

| ## | Player | GP | GS | Min | Avg | • TOTAL • | | | • 3-PTS • | | | | • REBOUNDS • | | | | PF | | FO | | A TO Blk Stl | | | | Pts Avg | | |
|-----------------|-----------------|----|----|-----|------|-----------|------|------|-----------|-----|------|-----|--------------|-------|-----|-----|-----|------|-----|----|--------------|-----|----|-----|---------|------|-----|
| | | | | | | FG | FGA | Pct | 3FG | FGA | Pct | FT | FTA | Pct | Off | Def | | | | | | | | | | | Tot |
| 1 | JD Notae | 21 | 20 | 695 | 33.1 | 148 | 340 | .435 | 48 | 152 | .316 | 54 | 72 | .750 | 11 | 85 | 96 | 4.6 | 56 | 2 | 74 | 58 | 10 | 50 | 398 | 19.0 | |
| 5 | Au'Diese Toney | 22 | 19 | 674 | 30.6 | 83 | 141 | .589 | 6 | 15 | .400 | 71 | 92 | .772 | 51 | 66 | 117 | 5.3 | 37 | 0 | 20 | 28 | 8 | 17 | 243 | 11.0 | |
| 0 | Stanley Umude | 22 | 10 | 532 | 24.2 | 92 | 196 | .469 | 21 | 60 | .350 | 35 | 50 | .700 | 28 | 70 | 98 | 4.5 | 48 | 1 | 22 | 37 | 20 | 23 | 240 | 10.9 | |
| 11 | Chris Lykes | 22 | 2 | 444 | 20.2 | 56 | 152 | .368 | 18 | 63 | .286 | 77 | 91 | .846 | 6 | 19 | 25 | 1.1 | 37 | 1 | 37 | 27 | 1 | 18 | 207 | 9.4 | |
| 10 | Jaylin Williams | 22 | 20 | 650 | 29.5 | 73 | 143 | .510 | 9 | 30 | .300 | 51 | 74 | .689 | 34 | 167 | 201 | 9.1 | 52 | 0 | 65 | 43 | 29 | 33 | 206 | 9.4 | |
| 4 | Davonte Davis | 22 | 13 | 616 | 28.0 | 73 | 173 | .422 | 10 | 43 | .233 | 38 | 55 | .691 | 30 | 68 | 98 | 4.5 | 61 | 1 | 75 | 46 | 0 | 23 | 194 | 8.8 | |
| 14 | Jaxson Robinson | 13 | 4 | 157 | 12.1 | 18 | 48 | .375 | 13 | 41 | .317 | 3 | 3 | 1.000 | 5 | 15 | 20 | 1.5 | 11 | 0 | 7 | 6 | 4 | 1 | 52 | 4.0 | |
| 23 | Connor Vanover | 15 | 10 | 115 | 7.7 | 22 | 51 | .431 | 1 | 13 | .077 | 14 | 17 | .824 | 12 | 19 | 31 | 2.1 | 4 | 0 | 4 | 3 | 9 | 2 | 59 | 3.9 | |
| 3 | Trey Wade | 22 | 9 | 346 | 15.7 | 30 | 53 | .566 | 7 | 13 | .538 | 11 | 15 | .733 | 17 | 24 | 41 | 1.9 | 20 | 0 | 18 | 12 | 9 | 6 | 78 | 3.5 | |
| 20 | Kamani Johnson | 14 | 1 | 104 | 7.4 | 12 | 14 | .857 | 0 | 0 | .000 | 17 | 28 | .607 | 16 | 26 | 42 | 3.0 | 21 | 0 | 3 | 11 | 7 | 2 | 41 | 2.9 | |
| 2 | Khalen Robinson | 15 | 2 | 76 | 5.1 | 7 | 24 | .292 | 6 | 17 | .353 | 1 | 3 | .333 | 2 | 4 | 6 | 0.4 | 18 | 0 | 11 | 8 | 0 | 5 | 21 | 1.4 | |
| 13 | Chance Moore | 4 | 0 | 8 | 2.0 | 2 | 4 | .500 | 1 | 2 | .500 | 0 | 0 | .000 | 1 | 2 | 3 | 0.8 | 2 | 0 | 0 | 0 | 0 | 0 | 5 | 1.3 | |
| 45 | Lawson Blake | 4 | 0 | 5 | 1.3 | 0 | 0 | .000 | 0 | 0 | .000 | 0 | 0 | .000 | 0 | 0 | 0 | 0.0 | 0 | 0 | 0 | 0 | 0 | 0 | 0 | 0.0 | |
| 21 | Cade Arbogast | 3 | 0 | 3 | 1.0 | 0 | 4 | .000 | 0 | 2 | .000 | 0 | 0 | .000 | 2 | 1 | 3 | 1.0 | 0 | 0 | 1 | 0 | 0 | 0 | 0 | 0.0 | |
| TEAM..... | | | | | | | | | | | | | | | | 30 | 34 | 64 | 2.9 | 0 | | | | | 0 | | |
| Razorbacks..... | | 22 | | | | 616 | 1343 | .459 | 140 | 451 | .310 | 372 | 500 | .744 | 245 | 600 | 845 | 38.4 | 367 | 5 | 337 | 287 | 97 | 180 | 1744 | 79.3 | |
| Opponents..... | | 22 | | | | 520 | 1246 | .417 | 176 | 514 | .342 | 292 | 404 | .723 | 175 | 536 | 711 | 32.3 | 430 | 13 | 286 | 338 | 67 | 157 | 1508 | 68.5 | |

Team Statistics

| | ARK | OPP |
|------------------------|-----------------|-----------------|
| SCORING | 1744 | 1508 |
| Points per game | 79.3 | 68.5 |
| Scoring margin | +10.7 | - |
| FIELD GOALS-ATT | 616-1343 | 520-1246 |
| Field goal pct | .459 | .417 |
| 3 POINT FG-ATT | 140-451 | 176-514 |
| 3-point FG pct | .310 | .342 |
| 3-pt FG made per game | 6.4 | 8.0 |
| FREE THROWS-ATT | 372-500 | 292-404 |
| Free throw pct | .744 | .723 |
| F-Throws made per game | 16.9 | 13.3 |
| REBOUNDS | 845 | 711 |
| Rebounds per game | 38.4 | 32.3 |
| Rebounding margin | +6.1 | - |
| ASSISTS | 337 | 286 |
| Assists per game | 15.3 | 13.0 |
| TURNOVERS | 287 | 338 |
| Turnovers per game | 13.0 | 15.4 |
| Turnover margin | +2.3 | - |
| Assist/turnover ratio | 1.2 | 0.8 |
| STEALS | 180 | 157 |
| Steals per game | 8.2 | 7.1 |
| BLOCKS | 97 | 67 |
| Blocks per game | 4.4 | 3.0 |
| ATTENDANCE | 249600 | 84515 |
| Home games-Avg/Game | 13-19200 | 5-8084 |
| Neutral site-Avg/Game | - | 4-11024 |

| | | | | |
|--------------------------|------------|------------|-----------|--------------|
| SCORE BY PERIODS: | 1st | 2nd | OT | Total |
| Arkansas | 822 | 910 | 12 | 1744 |
| Opponents | 706 | 793 | 9 | 1508 |

| Date | Ark. Rank | Opponent | Result | Score | Attend |
|------------|-----------|----------------------|--------|-------|--------|
| 11/09/21 | 16/15 | MERCER | W | 74-61 | 19200 |
| 11/13/21 | 16/15 | GARDNER-WEBB | W | 86-69 | 19200 |
| 11/17/21 | 16/15 | NORTHERN IOWA | W | 93-80 | 19200 |
| + 11/22/21 | 13/12 | vs Kansas State | W | 72-64 | 9409 |
| + 11/23/21 | 13/12 | vs Cincinnati | W | 73-67 | 7255 |
| 11/28/21 | 13/12 | PENN | W | 76-60 | 19200 |
| 12/01/21 | 10/9 | CENTRAL ARKANSAS | W | 97-60 | 19200 |
| 12/04/21 | 10/9 | LITTLE ROCK | W | 93-78 | 19200 |
| 12/07/21 | 12/10 | CHARLOTTE | W | 86-66 | 19200 |
| @ 12/11/21 | 12/10 | vs RV/RV Oklahoma | L | 66-88 | 12746 |
| & 12/18/21 | 24/19 | vs Hofstra | L | 81-89 | 14685 |
| 12/21/21 | RV/RV | ELON | W | 81-55 | 19200 |
| * 12/29/21 | --/RV | at Mississippi State | L | 68-81 | 6629 |
| * 01/04/22 | --/RV | VANDERBILT | L | 74-75 | 19200 |
| * 01/08/22 | --/RV | at Texas A&M | L | 81-86 | 7967 |
| * 01/12/22 | -- | MISSOURI | W | 87-43 | 19200 |
| * 01/15/22 | -- | at 12/12 LSU | W | 65-58 | 12734 |
| * 01/18/22 | -- | SOUTH CAROLINA | W | 75-59 | 19200 |
| * 01/22/22 | -- | RV/RV TEXAS A&M | W | 76-73 | 19200 |
| * 01/26/22 | -- | at Ole Miss | W | 64-55 | 6642 |
| % 01/29/22 | -- | WEST VIRGINIA | W | 77-68 | 19200 |
| * 02/02/22 | RV/RV | at Georgia | W | 99-73 | 6448 |

* = SEC game

+ Hall of Fame Classic (Kansas City, Mo. - T-Mobile Center)

@ - played in Tulsa, Okla. (BOK Center)

& - played in North Little Rock (Simmons Bank Arena)

% = SEC-Big 12 Challenge

^ - SEC Tournament (Tampa, Fla. - Amalie Arena)

ARKANSAS RAZORBACKS

2021-22 SEASON STATISTICS • ALL GAMES



| | | | | |
|----------------|---------|------|------|---------|
| RECORD: | OVERALL | HOME | AWAY | NEUTRAL |
| ALL GAMES | 17-5 | 12-1 | 3-2 | 2-2 |
| CONFERENCE | 6-3 | 3-1 | 3-2 | 0-0 |
| NON-CONFERENCE | 11-2 | 9-0 | 0-0 | 2-2 |

| ## | Player | GP | GS | Min | Avg | • TOTAL • | | | • 3-PTS • | | | • REBOUNDS • | | | | | | | | | | | | | | |
|----------------|-----------------|----|----|-----|------|-----------|------|------|-----------|-----|------|--------------|-----|-------|-----|-----|-----|------|------|----|-----|-----|----|-----|------|------|
| | | | | | | FG | FGA | Pct | 3FG | FGA | Pct | FT | FTA | Pct | Off | Def | Tot | Avg | PFFO | A | TO | Blk | St | Pts | Avg | |
| 1 | JD Notae | 21 | 20 | 695 | 33.1 | 148 | 340 | .435 | 48 | 152 | .316 | 54 | 72 | .750 | 11 | 85 | 96 | 4.6 | 56 | 2 | 74 | 58 | 10 | 50 | 398 | 19.0 |
| 5 | Au'Diese Toney | 22 | 19 | 674 | 30.6 | 83 | 141 | .589 | 6 | 15 | .400 | 71 | 92 | .772 | 51 | 66 | 117 | 5.3 | 37 | 0 | 20 | 28 | 8 | 17 | 243 | 11.0 |
| 0 | Stanley Umude | 22 | 10 | 532 | 24.2 | 92 | 196 | .469 | 21 | 60 | .350 | 35 | 50 | .700 | 28 | 70 | 98 | 4.5 | 48 | 1 | 22 | 37 | 20 | 23 | 240 | 10.9 |
| 11 | Chris Lykes | 22 | 2 | 444 | 20.2 | 56 | 152 | .368 | 18 | 63 | .286 | 77 | 91 | .846 | 6 | 19 | 25 | 1.1 | 37 | 1 | 37 | 27 | 1 | 18 | 207 | 9.4 |
| 10 | Jaylin Williams | 22 | 20 | 650 | 29.5 | 73 | 143 | .510 | 9 | 30 | .300 | 51 | 74 | .689 | 34 | 167 | 201 | 9.1 | 52 | 0 | 65 | 43 | 29 | 33 | 206 | 9.4 |
| 4 | Davonte Davis | 22 | 13 | 616 | 28.0 | 73 | 173 | .422 | 10 | 43 | .233 | 38 | 55 | .691 | 30 | 68 | 98 | 4.5 | 61 | 1 | 75 | 46 | 0 | 23 | 194 | 8.8 |
| 14 | Jaxson Robinson | 13 | 4 | 157 | 12.1 | 18 | 48 | .375 | 13 | 41 | .317 | 3 | 3 | 1.000 | 5 | 15 | 20 | 1.5 | 11 | 0 | 7 | 6 | 4 | 1 | 52 | 4.0 |
| 23 | Connor Vanover | 15 | 10 | 115 | 7.7 | 22 | 51 | .431 | 1 | 13 | .077 | 14 | 17 | .824 | 12 | 19 | 31 | 2.1 | 4 | 0 | 4 | 3 | 9 | 2 | 59 | 3.9 |
| 3 | Trey Wade | 22 | 9 | 346 | 15.7 | 30 | 53 | .566 | 7 | 13 | .538 | 11 | 15 | .733 | 17 | 24 | 41 | 1.9 | 20 | 0 | 18 | 12 | 9 | 6 | 78 | 3.5 |
| 20 | Kamani Johnson | 14 | 1 | 104 | 7.4 | 12 | 14 | .857 | 0 | 0 | .000 | 17 | 28 | .607 | 16 | 26 | 42 | 3.0 | 21 | 0 | 3 | 11 | 7 | 2 | 41 | 2.9 |
| 2 | Khalen Robinson | 15 | 2 | 76 | 5.1 | 7 | 24 | .292 | 6 | 17 | .353 | 1 | 3 | .333 | 2 | 4 | 6 | 0.4 | 18 | 0 | 11 | 8 | 0 | 5 | 21 | 1.4 |
| 13 | Chance Moore | 4 | 0 | 8 | 2.0 | 2 | 4 | .500 | 1 | 2 | .500 | 0 | 0 | .000 | 1 | 2 | 3 | 0.8 | 2 | 0 | 0 | 0 | 0 | 0 | 5 | 1.3 |
| 45 | Lawson Blake | 4 | 0 | 5 | 1.3 | 0 | 0 | .000 | 0 | 0 | .000 | 0 | 0 | .000 | 0 | 0 | 0 | 0.0 | 0 | 0 | 0 | 0 | 0 | 0 | 0 | 0.0 |
| 21 | Cade Arbogast | 3 | 0 | 3 | 1.0 | 0 | 4 | .000 | 0 | 2 | .000 | 0 | 0 | .000 | 2 | 1 | 3 | 1.0 | 0 | 0 | 1 | 0 | 0 | 0 | 0 | 0.0 |
| TEAM..... | | | | | | | | | | | | | | | 30 | 34 | 64 | 2.9 | 0 | | 8 | | | | 0 | |
| Arkansas..... | | 22 | | | | 616 | 1343 | .459 | 140 | 451 | .310 | 372 | 500 | .744 | 245 | 600 | 845 | 38.4 | 367 | 5 | 337 | 287 | 97 | 180 | 1744 | 79.3 |
| Opponents..... | | 22 | | | | 520 | 1246 | .417 | 176 | 514 | .342 | 292 | 404 | .723 | 175 | 536 | 711 | 32.3 | 430 | 13 | 286 | 338 | 67 | 157 | 1508 | 68.5 |

| | | | | |
|-------------------|-----|-----|----|-------|
| SCORE BY PERIODS: | 1st | 2nd | OT | Total |
| Arkansas | 822 | 910 | 12 | 1744 |
| Opponents | 706 | 793 | 9 | 1508 |

| | | | |
|--------------------|-----|-----|-------|
| DEADBALL REBOUNDS: | OFF | DEF | TOTAL |
| Arkansas | 63 | 11 | 74 |
| Opponents | 52 | 11 | 63 |

ARKANSAS RAZORBACKS

2021-22 STATISTICS • SEC GAMES ONLY



| | | | |
|----------|---------|------|------|
| RECORD: | OVERALL | HOME | AWAY |
| SEC ONLY | 6-3 | 3-1 | 3-2 |

| ## | Player | GP | GS | Min | Avg | • TOTAL • | | | • 3-PTS • | | | • REBOUNDS • | | | | | | | | | | | | | | |
|----------------|-----------------|----|----|-----|------|-----------|-----|------|-----------|-----|------|--------------|-----|------|-----|-----|-----|------|-----|----|-----|-----|-----|----|-----|------|
| | | | | | | FG | FGA | Pct | 3FG | FGA | Pct | FT | FTA | Pct | Off | Def | Tot | Avg | PF | FO | A | TO | Blk | St | Pts | Avg |
| 1 | JD Notae | 8 | 8 | 259 | 32.4 | 60 | 137 | .438 | 20 | 58 | .345 | 27 | 38 | .711 | 6 | 31 | 37 | 4.6 | 25 | 1 | 34 | 29 | 6 | 17 | 167 | 20.9 |
| 0 | Stanley Umude | 9 | 7 | 259 | 28.8 | 47 | 96 | .490 | 15 | 35 | .429 | 19 | 26 | .731 | 8 | 31 | 39 | 4.3 | 25 | 1 | 10 | 13 | 10 | 14 | 128 | 14.2 |
| 10 | Jaylin Williams | 9 | 9 | 280 | 31.1 | 39 | 74 | .527 | 5 | 15 | .333 | 31 | 39 | .795 | 12 | 75 | 87 | 9.7 | 20 | 0 | 23 | 16 | 15 | 18 | 114 | 12.7 |
| 5 | Au'Diese Toney | 9 | 7 | 288 | 32.0 | 31 | 63 | .492 | 3 | 7 | .429 | 26 | 34 | .765 | 18 | 18 | 36 | 4.0 | 16 | 0 | 7 | 14 | 2 | 8 | 91 | 10.1 |
| 4 | Davonte Davis | 9 | 2 | 223 | 24.8 | 22 | 58 | .379 | 2 | 17 | .118 | 17 | 22 | .773 | 14 | 24 | 38 | 4.2 | 27 | 0 | 24 | 20 | 0 | 8 | 63 | 7.0 |
| 3 | Trey Wade | 9 | 7 | 209 | 23.2 | 18 | 28 | .643 | 6 | 8 | .750 | 5 | 7 | .714 | 10 | 12 | 22 | 2.4 | 11 | 0 | 10 | 7 | 4 | 4 | 47 | 5.2 |
| 11 | Chris Lykes | 9 | 1 | 129 | 14.3 | 14 | 46 | .304 | 3 | 18 | .167 | 12 | 17 | .706 | 3 | 4 | 7 | 0.8 | 15 | 0 | 16 | 14 | 1 | 6 | 43 | 4.8 |
| 20 | Kamani Johnson | 6 | 1 | 54 | 9.0 | 6 | 7 | .857 | 0 | 0 | .000 | 5 | 8 | .625 | 8 | 12 | 20 | 3.3 | 13 | 0 | 2 | 2 | 2 | 1 | 17 | 2.8 |
| 13 | Chance Moore | 2 | 0 | 4 | 2.0 | 2 | 3 | .667 | 1 | 2 | .500 | 0 | 0 | .000 | 1 | 2 | 3 | 1.5 | 0 | 0 | 0 | 0 | 0 | 0 | 5 | 2.5 |
| 14 | Jaxson Robinson | 6 | 3 | 83 | 13.8 | 3 | 16 | .188 | 3 | 15 | .200 | 0 | 0 | .000 | 2 | 10 | 12 | 2.0 | 7 | 0 | 4 | 4 | 2 | 0 | 9 | 1.5 |
| 2 | Khalen Robinson | 5 | 0 | 21 | 4.2 | 1 | 5 | .200 | 1 | 4 | .250 | 0 | 1 | .000 | 1 | 1 | 2 | 0.4 | 4 | 0 | 2 | 4 | 0 | 2 | 3 | 0.6 |
| 23 | Connor Vanover | 5 | 0 | 12 | 2.4 | 1 | 6 | .167 | 0 | 1 | .000 | 0 | 0 | .000 | 2 | 0 | 2 | 0.4 | 0 | 0 | 1 | 2 | 0 | 1 | 2 | 0.4 |
| 21 | Cade Arbogast | 2 | 0 | 2 | 1.0 | 0 | 3 | .000 | 0 | 1 | .000 | 0 | 0 | .000 | 2 | 1 | 3 | 1.5 | 0 | 0 | 1 | 0 | 0 | 0 | 0 | 0.0 |
| 45 | Lawson Blake | 2 | 0 | 2 | 1.0 | 0 | 0 | .000 | 0 | 0 | .000 | 0 | 0 | .000 | 0 | 0 | 0 | 0.0 | 0 | 0 | 0 | 0 | 0 | 0 | 0 | 0.0 |
| TEAM..... | | | | | | | | | | | | | | | 14 | 13 | 27 | 3.0 | 0 | | 5 | | | | 0 | |
| The Hogs..... | | 9 | | | | 244 | 542 | .450 | 59 | 181 | .326 | 142 | 192 | .740 | 101 | 234 | 335 | 37.2 | 163 | 2 | 134 | 130 | 42 | 79 | 689 | 76.6 |
| Opponents..... | | 9 | | | | 202 | 498 | .406 | 57 | 180 | .317 | 142 | 198 | .717 | 88 | 221 | 309 | 34.3 | 180 | 7 | 109 | 151 | 36 | 82 | 603 | 67.0 |

| | | | | |
|-------------------|-----|-----|----|-------|
| SCORE BY PERIODS: | 1st | 2nd | OT | Total |
| Arkansas | 335 | 342 | 12 | 689 |
| Opponents | 292 | 302 | 9 | 603 |

| | | | |
|--------------------|-----|-----|-------|
| DEADBALL REBOUNDS: | OFF | DEF | TOTAL |
| Arkansas | 20 | 4 | 24 |
| Opponents | 26 | 6 | 32 |

2021-22 ARKANSAS RAZORBACKS GAME HIGHS

| Opponent | DATE | SCORE | RESULT | POINTS | REBOUNDS | ASSISTS | STEALS | BLOCKED SHOTS |
|----------------------|----------|-------|--------|----------------------------------|--------------------------------------|------------------------------------|--|--|
| MERCER | 11/09/21 | 74-61 | W | 30-JD Notae | 11-Au'Diese Toney | 5-Jaylin Williams | 7-JD Notae | 2-Jaylin Williams |
| GARDNER-WEBB | 11/13/21 | 86-69 | W | 19-Connor Vanover | 8-Jaylin Williams | 6-Davonte Davis | 2-JD Notae Davonte Davis | 3-Connor Vanover |
| NORTHERN IOWA | 11/17/21 | 93-80 | W | 26-Chris Lykes | 9-Stanley Umude | 9-JD Notae | 2-JD Notae | 3-Jaylin Williams |
| vs Kansas State | 11/22/21 | 72-64 | W | 14-Connor Vanover Chris Lykes | 9-Au'Diese Toney | 5-JD Notae | 3-JD Notae | 1-Jaylin Williams Stanley Umude Connor Vanover |
| vs Cincinnati | 11/23/21 | 73-67 | W | 19-Au'Diese Toney | 11-Jaylin Williams | 4-Jaylin Williams | 2-JD Notae Jaylin Williams | 1-Connor Vanover JD Notae Kamani Johnson |
| PENN | 11/28/21 | 76-60 | W | 28-JD Notae | 9-Jaylin Williams JD Notae | 6-Jaylin Williams | 2-JD Notae Davonte Davis | 1-JD Notae Stanley Umude Kamani Johnson |
| CENTRAL ARKANSAS | 12/01/21 | 97-60 | W | 17-Stanley Umude | 13-Jaylin Williams | 6-JD Notae | 3-JD Notae | 2-Stanley Umude Jaylin Williams |
| LITTLE ROCK | 12/04/21 | 93-78 | W | 18-JD Notae Au'Diese Toney | 8-Au'Diese Toney | 7-Davonte Davis | 2-JD Notae Chris Lykes | 1-Au'Diese Toney Jaylin Williams |
| CHARLOTTE | 12/07/21 | 86-66 | W | 23-JD Notae | 10-JD Notae | 8-Davonte Davis | 4-JD Notae | 2-Connor Vanover |
| vs Oklahoma | 12/11/21 | 66-88 | L | 26-Davonte Davis | 7-Jaylin Williams | 3-Davonte Davis JD Notae | 2-JD Notae Au'Diese Toney | 1-Jaylin Williams Connor Vanover JD Notae |
| vs Hofstra | 12/18/21 | 81-89 | L | 20-JD Notae | 8-Jaylin Williams | 4-Davonte Davis Khalen Robinson | 3-Chris Lykes | 2-Jaylin Williams Stanley Umude |
| ELON | 12/21/21 | 81-55 | W | 21-Chris Lykes | 7-JD Notae Kamani Johnson | 6-Davonte Davis | 1-Khalen Robinson Jaylin Williams JD Notae Chris Lykes Trey Wade | 3-Trey Wade Kamani Johnson |
| at Mississippi State | 12/29/21 | 68-81 | L | 19-Stanley Umude | 7-Jaylin Williams Jaxson Robinson | 6-Jaylin Williams | 2-Davonte Davis Stanley Umude | 3-Jaylin Williams |
| VANDERBILT | 01/04/22 | 74-75 | L | 28-Stanley Umude | 10-Jaylin Williams | 5-JD Notae | 5-JD Notae | 1-Jaylin Williams JD Notae Jaxson Robinson Au'Diese Toney |
| at Texas A&M | 01/08/22 | 81-86 | L | 31-JD Notae | 11-Jaylin Williams | 7-Davonte Davis | 2-JD Notae | 2-Jaylin Williams |
| MISSOURI | 01/12/22 | 87-43 | W | 19-JD Notae | 10-Jaylin Williams | 4-Davonte Davis | 3-Trey Wade Davonte Davis | 3-Stanley Umude |
| at LSU | 01/15/22 | 65-58 | W | 19-JD Notae | 13-Jaylin Williams | 4-JD Notae | 3-Jaylin Williams | 1-Au'Diese Toney Jaylin Williams |
| SOUTH CAROLINA | 01/18/22 | 75-59 | W | 19-Jaylin Williams | 9-Jaylin Williams | 5-JD Notae | 3-Au'Diese Toney | 3-JD Notae |
| TEXAS A&M | 01/22/22 | 76-73 | WOT | 17-JD Notae | 11-Jaylin Williams | 4-JD Notae | 6-Jaylin Williams | 3-Jaylin Williams |
| at Ole Miss | 01/26/22 | 64-55 | W | 25-JD Notae | 8-Jaylin Williams | 5-JD Notae | 2-Stanley Umude Jaylin Williams | 3-Jaylin Williams |
| WEST VIRGINIA | 01/29/22 | 77-68 | W | 19-Au'Diese Toney | 15-Jaylin Williams | 3-Davonte Davis Au'Diese Toney | 2-Jaylin Williams | 2-Jaylin Williams Stanley Umude |
| at Georgia | 02/02/22 | 99-73 | W | 31-Stanley Umude | 9-JD Notae | 7-Chris Lykes | 4-Chris Lykes | 2-Stanley Umude Jaylin Williams |

| LED TEAM IN POINTS (including ties) | |
|--|----|
| Notae | 10 |
| Lykes | 3 |
| Umude | 4 |
| Toney | 3 |
| Vanover | 2 |
| Williams | 1 |
| Davis | 1 |

| LED TEAM IN REBS (including ties) | |
|--------------------------------------|----|
| Williams | 15 |
| Notae | 4 |
| Toney | 3 |
| Umude | 1 |
| Johnson | 1 |
| J. Robinson | 1 |

| LED TEAM IN ASSISTS (including ties) | |
|---|---|
| Notae | 9 |
| Davis | 9 |
| Williams | 4 |
| Lykes | 1 |
| K. Robinson | 1 |
| Toney | 1 |

| LED TEAM IN STEALS (including ties) | |
|--|----|
| Notae | 13 |
| Williams | 5 |
| Davis | 4 |
| Lykes | 4 |
| Wade | 2 |
| Toney | 2 |
| Umude | 2 |
| K. Robinson | 1 |

| LED TEAM IN BLKS (including ties) | |
|--------------------------------------|----|
| Williams | 14 |
| Umude | 6 |
| Vanover | 5 |
| Notae | 5 |
| Johnson | 3 |
| Toney | 3 |
| Wade | 1 |
| J. Robinson | 1 |

2020-21 RAZORBACK GAME-BY-GAME STATISTICS

| Opponent | Date | Score | W/L | • TOTAL • | | | • 3-PTRS • | | | | | | • REBOUNDS • | | | | | | | | | | |
|----------------------|----------|-------|-----|-----------|------|------|------------|-----|------|-----|-----|------|--------------|-----|-----|------|-----|-----|-----|-----|-----|------|------|
| | | | | FG | FGA | Pct | 3FG | FGA | Pct | FT | FTA | Pct | Off | Def | Tot | Avg | PF | A | TO | Blk | Stl | Pts | Avg |
| MERCER | 11/09/21 | 74-61 | W | 26 | 55 | .473 | 6 | 21 | .286 | 16 | 22 | .727 | 11 | 24 | 35 | 35.0 | 6 | 13 | 15 | 2 | 12 | 74 | 74.0 |
| GARDNER-WEBB | 11/13/21 | 86-69 | W | 32 | 68 | .471 | 13 | 27 | .481 | 9 | 15 | .600 | 12 | 27 | 39 | 37.0 | 17 | 23 | 9 | 5 | 6 | 86 | 80.0 |
| NORTHERN IOWA | 11/17/21 | 93-80 | W | 35 | 69 | .507 | 10 | 24 | .417 | 13 | 17 | .765 | 7 | 32 | 39 | 37.7 | 14 | 21 | 5 | 6 | 7 | 93 | 84.3 |
| vs Kansas State | 11/22/21 | 72-64 | W | 21 | 58 | .362 | 3 | 22 | .136 | 27 | 34 | .794 | 13 | 28 | 41 | 38.5 | 20 | 9 | 12 | 3 | 7 | 72 | 81.2 |
| vs Cincinnati | 11/23/21 | 73-67 | W | 23 | 66 | .348 | 3 | 17 | .176 | 24 | 32 | .750 | 18 | 28 | 46 | 40.0 | 15 | 12 | 11 | 3 | 6 | 73 | 79.6 |
| PENN | 11/28/21 | 76-60 | W | 32 | 63 | .508 | 3 | 17 | .176 | 9 | 16 | .563 | 11 | 33 | 44 | 40.7 | 14 | 17 | 15 | 3 | 8 | 76 | 79.0 |
| CENTRAL ARKANSAS | 12/01/21 | 97-60 | W | 40 | 73 | .548 | 4 | 18 | .222 | 13 | 26 | .500 | 13 | 34 | 47 | 41.6 | 17 | 22 | 12 | 5 | 16 | 97 | 81.6 |
| LITTLE ROCK | 12/04/21 | 93-78 | W | 34 | 60 | .567 | 6 | 20 | .300 | 19 | 26 | .731 | 8 | 23 | 31 | 40.2 | 16 | 20 | 8 | 2 | 8 | 93 | 83.0 |
| CHARLOTTE | 12/07/21 | 86-66 | W | 34 | 64 | .531 | 3 | 13 | .231 | 15 | 20 | .750 | 15 | 26 | 41 | 40.3 | 13 | 14 | 13 | 3 | 9 | 86 | 83.3 |
| vs Oklahoma | 12/11/21 | 66-88 | L | 21 | 61 | .344 | 7 | 24 | .292 | 17 | 18 | .944 | 9 | 20 | 29 | 39.2 | 18 | 10 | 14 | 3 | 6 | 66 | 81.6 |
| vs Hofstra | 12/18/21 | 81-89 | L | 29 | 65 | .446 | 12 | 31 | .387 | 11 | 13 | .846 | 6 | 27 | 33 | 38.6 | 20 | 17 | 15 | 5 | 7 | 81 | 81.5 |
| ELON | 12/21/21 | 81-55 | W | 22 | 48 | .458 | 8 | 22 | .364 | 29 | 35 | .829 | 10 | 31 | 41 | 38.8 | 16 | 14 | 13 | 10 | 5 | 81 | 81.5 |
| at Mississippi State | 12/29/21 | 68-81 | L | 25 | 59 | .424 | 8 | 27 | .296 | 10 | 14 | .714 | 11 | 20 | 31 | 38.2 | 20 | 15 | 17 | 4 | 5 | 68 | 80.5 |
| VANDERBILT | 01/04/22 | 74-75 | L | 25 | 54 | .463 | 6 | 22 | .273 | 18 | 28 | .643 | 8 | 20 | 28 | 37.5 | 20 | 14 | 14 | 4 | 11 | 74 | 80.0 |
| at Texas A&M | 01/08/22 | 81-86 | L | 27 | 66 | .409 | 6 | 19 | .316 | 21 | 29 | .724 | 20 | 26 | 46 | 38.1 | 23 | 16 | 18 | 5 | 5 | 81 | 80.1 |
| MISSOURI | 01/12/22 | 87-43 | W | 32 | 64 | .500 | 4 | 19 | .211 | 19 | 26 | .731 | 11 | 28 | 39 | 38.1 | 15 | 18 | 8 | 6 | 13 | 87 | 80.5 |
| at LSU | 01/15/22 | 65-58 | W | 23 | 55 | .418 | 5 | 17 | .294 | 14 | 18 | .778 | 13 | 28 | 41 | 38.3 | 18 | 8 | 19 | 2 | 7 | 65 | 79.6 |
| SOUTH CAROLINA | 01/18/22 | 75-59 | W | 24 | 59 | .407 | 0 | 11 | .000 | 27 | 33 | .818 | 14 | 29 | 43 | 38.6 | 19 | 8 | 11 | 5 | 7 | 75 | 79.3 |
| TEXAS A&M | 01/22/22 | 76-73 | Wot | 24 | 64 | .375 | 7 | 20 | .350 | 21 | 25 | .840 | 13 | 28 | 41 | 38.7 | 17 | 16 | 16 | 6 | 14 | 76 | 79.2 |
| at Ole Miss | 01/26/22 | 64-55 | W | 24 | 50 | .480 | 8 | 18 | .444 | 8 | 12 | .667 | 4 | 27 | 31 | 38.3 | 14 | 16 | 14 | 5 | 6 | 64 | 78.4 |
| WEST VIRGINIA | 01/29/22 | 77-68 | W | 23 | 51 | .451 | 3 | 14 | .214 | 28 | 34 | .824 | 11 | 33 | 44 | 38.6 | 18 | 11 | 15 | 5 | 4 | 77 | 78.3 |
| at Georgia | 02/02/22 | 99-73 | W | 40 | 71 | .563 | 15 | 28 | .536 | 4 | 7 | .571 | 7 | 28 | 35 | 38.4 | 17 | 23 | 13 | 5 | 11 | 99 | 79.3 |
| Arkansas | | 1744 | | 616 | 1343 | .459 | 140 | 451 | .310 | 372 | 500 | .744 | 245 | 600 | 845 | 38.4 | 367 | 337 | 287 | 97 | 180 | 1744 | 79.3 |
| Opponents | | 1508 | | 520 | 1246 | .417 | 176 | 514 | .342 | 292 | 404 | .723 | 175 | 536 | 711 | 32.3 | 430 | 286 | 338 | 67 | 157 | 1508 | 68.5 |

Games played: 22

Points/game: 79.3

FG Pct: 45.9

3FG Pct: 31.0

FT Pct: 74.4

Rebounds/game: 38.4

Assists/game: 15.3

Turnovers/game: 13.0

Assist/turnover ratio: 1.2

Steals/game: 8.2

Blocks/game: 4.4

2021-22 OPPONENT GAME-BY-GAME STATISTICS

| Opponent | Date | Score | W/L | • TOTAL • | | | • 3-PTRS • | | | | | | • REBOUNDS • | | | | | | | | | | |
|----------------------|----------|-------|-----|-----------|------|------|------------|-----|------|-----|-----|-------|--------------|-----|-----|------|-----|-----|-----|-----|-----|------|------|
| | | | | FG | FGA | Pct | 3FG | FGA | Pct | FT | FTA | Pct | Off | Def | Tot | Avg | PF | A | TO | Blk | Stl | Pts | Avg |
| MERCER | 11/09/21 | 74-61 | W | 23 | 51 | .451 | 13 | 31 | .419 | 2 | 6 | .333 | 4 | 18 | 22 | 22.0 | 16 | 17 | 18 | 2 | 7 | 61 | 61.0 |
| GARDNER-WEBB | 11/13/21 | 86-69 | W | 24 | 53 | .453 | 13 | 31 | .419 | 8 | 11 | .727 | 5 | 24 | 29 | 25.5 | 18 | 17 | 15 | 2 | 4 | 69 | 65.0 |
| NORTHERN IOWA | 11/17/21 | 93-80 | W | 27 | 67 | .403 | 17 | 37 | .459 | 9 | 13 | .692 | 9 | 29 | 38 | 29.7 | 14 | 17 | 12 | 2 | 3 | 80 | 70.0 |
| vs Kansas State | 11/22/21 | 72-64 | W | 22 | 59 | .373 | 3 | 22 | .136 | 17 | 23 | .739 | 12 | 29 | 41 | 32.5 | 25 | 7 | 15 | 3 | 7 | 64 | 68.5 |
| vs Cincinnati | 11/23/21 | 73-67 | W | 24 | 59 | .407 | 8 | 24 | .333 | 11 | 13 | .846 | 6 | 26 | 32 | 32.4 | 28 | 8 | 14 | 5 | 1 | 67 | 68.2 |
| PENN | 11/28/21 | 76-60 | W | 21 | 57 | .368 | 7 | 27 | .259 | 11 | 16 | .688 | 6 | 22 | 28 | 31.7 | 14 | 11 | 15 | 1 | 9 | 60 | 66.8 |
| CENTRAL ARKANSAS | 12/01/21 | 97-60 | W | 22 | 55 | .400 | 9 | 21 | .429 | 7 | 15 | .467 | 5 | 26 | 31 | 31.6 | 19 | 13 | 25 | 1 | 6 | 60 | 65.9 |
| LITTLE ROCK | 12/04/21 | 93-78 | W | 27 | 56 | .482 | 8 | 21 | .381 | 16 | 23 | .696 | 8 | 23 | 31 | 31.5 | 19 | 16 | 14 | 3 | 3 | 78 | 67.4 |
| CHARLOTTE | 12/07/21 | 86-66 | W | 25 | 56 | .446 | 6 | 24 | .250 | 10 | 11 | .909 | 4 | 17 | 21 | 30.3 | 17 | 15 | 12 | 3 | 5 | 66 | 67.2 |
| vs Oklahoma | 12/11/21 | 66-88 | L | 28 | 51 | .549 | 13 | 22 | .591 | 19 | 22 | .864 | 5 | 31 | 36 | 30.9 | 19 | 18 | 16 | 1 | 7 | 88 | 69.3 |
| vs Hofstra | 12/18/21 | 81-89 | L | 31 | 65 | .477 | 7 | 22 | .318 | 20 | 23 | .870 | 8 | 32 | 40 | 31.7 | 9 | 17 | 11 | 0 | 9 | 89 | 71.1 |
| ELON | 12/21/21 | 81-55 | W | 21 | 59 | .356 | 8 | 26 | .308 | 5 | 9 | .556 | 8 | 19 | 27 | 31.3 | 23 | 12 | 11 | 4 | 6 | 55 | 69.8 |
| at Mississippi State | 12/29/21 | 68-81 | L | 27 | 59 | .458 | 5 | 17 | .294 | 22 | 28 | .786 | 15 | 24 | 39 | 31.9 | 12 | 15 | 12 | 3 | 12 | 81 | 70.6 |
| VANDERBILT | 01/04/22 | 74-75 | L | 23 | 52 | .442 | 10 | 25 | .400 | 19 | 26 | .731 | 8 | 27 | 35 | 32.1 | 26 | 13 | 17 | 1 | 7 | 75 | 70.9 |
| at Texas A&M | 01/08/22 | 81-86 | L | 31 | 55 | .564 | 8 | 19 | .421 | 16 | 30 | .533 | 6 | 26 | 32 | 32.1 | 28 | 16 | 13 | 9 | 10 | 86 | 71.9 |
| MISSOURI | 01/12/22 | 87-43 | W | 14 | 48 | .292 | 2 | 16 | .125 | 13 | 14 | .929 | 6 | 25 | 31 | 32.1 | 19 | 8 | 23 | 3 | 5 | 43 | 70.1 |
| at LSU | 01/15/22 | 65-58 | W | 21 | 55 | .382 | 5 | 19 | .263 | 11 | 17 | .647 | 11 | 20 | 31 | 32.0 | 21 | 11 | 16 | 4 | 14 | 58 | 69.4 |
| SOUTH CAROLINA | 01/18/22 | 75-59 | W | 20 | 59 | .339 | 7 | 23 | .304 | 12 | 24 | .500 | 15 | 21 | 36 | 32.2 | 22 | 11 | 18 | 3 | 7 | 59 | 68.8 |
| TEXAS A&M | 01/22/22 | 76-73 | Wot | 23 | 62 | .371 | 8 | 26 | .308 | 19 | 20 | .950 | 12 | 28 | 40 | 32.6 | 23 | 10 | 19 | 9 | 11 | 73 | 69.1 |
| at Ole Miss | 01/26/22 | 64-55 | W | 19 | 55 | .345 | 4 | 18 | .222 | 13 | 13 | 1.000 | 9 | 24 | 33 | 32.7 | 15 | 9 | 14 | 1 | 8 | 55 | 68.3 |
| WEST VIRGINIA | 01/29/22 | 77-68 | W | 23 | 60 | .383 | 7 | 26 | .269 | 15 | 21 | .714 | 7 | 19 | 26 | 32.3 | 29 | 9 | 9 | 4 | 8 | 68 | 68.3 |
| at Georgia | 02/02/22 | 99-73 | W | 24 | 53 | .453 | 8 | 17 | .471 | 17 | 26 | .654 | 6 | 26 | 32 | 32.3 | 14 | 16 | 19 | 3 | 8 | 73 | 68.5 |
| Opponents | | 1508 | | 520 | 1246 | .417 | 176 | 514 | .342 | 292 | 404 | .723 | 175 | 536 | 711 | 32.3 | 430 | 286 | 338 | 67 | 157 | 1508 | 68.5 |
| Arkansas | | 1744 | | 616 | 1343 | .459 | 140 | 451 | .310 | 372 | 500 | .744 | 245 | 600 | 845 | 38.4 | 367 | 337 | 287 | 97 | 180 | 1744 | 79.3 |

Games played: 22

Points/game: 68.5

FG Pct: 41.7

3FG Pct: 34.2

FT Pct: 72.3

Rebounds/game: 32.3

Assists/game: 13.0

Turnovers/game: 15.4

Assist/turnover ratio: 0.8

Steals/game: 7.1

Blocks/game: 3.0

ARKANSAS RAZORBACKS

2021-22 GAME-BY-GAME POINTS-ASSISTS-REBOUNDS

| | | | | 0 | 1 | 2 | 3 | 4 | 5 | 10 | 11 | 13 | 14 | 20 | 21 | 23 | 45 |
|-----------|----------|-------|-----|--------|---------|-------------|--------|--------|---------|----------|--------|-------|-------------|---------|----------|---------|-------|
| Opponent | Date | Score | WL | Umude | Notae | K. Robinson | Wade | Davis | Toney | Williams | Lykes | Moore | J. Robinson | Johnson | Arbogast | Vanover | Blake |
| MERCER | 11/09/21 | 74-61 | W | 6-3-1 | 30-2-2 | 0-2-0 | 0-0-0 | 0-4-1 | 18-11-2 | 4-8-5 | 16-2-1 | DNP | DNP | 0-1-1 | -- | DNP | DNP |
| GWU | 11/13/21 | 86-69 | W | 9-4-3 | 18-1-0 | 3-0-3 | 5-2-3 | 10-3-6 | 3-5-1 | 3-8-5 | 5-0-0 | 0-0-0 | 6-1-0 | 5-6-0 | -- | 19-7-2 | DNP |
| UNI | 11/17/21 | 93-80 | W | 10-9-1 | 17-8-9 | DNP | 4-0-1 | 10-4-1 | 13-6-0 | 11-6-7 | 26-1-2 | DNP | DNP | DNP | -- | 2-1-0 | DNP |
| vs KSTATE | 11/22/21 | 72-64 | W | 10-4-0 | 11-4-5 | 0-0-0 | 0-1-0 | 4-4-1 | 13-9-0 | 6-8-1 | 14-3-2 | DNP | DNP | DNP | -- | 14-5-0 | DNP |
| vs CINCY | 11/23/21 | 73-67 | W | 4-1-0 | 13-4-1 | DNP | 1-3-0 | 8-5-3 | 19-9-1 | 5-11-4 | 15-1-3 | DNP | DNP | 0-2-0 | -- | 8-6-0 | DNP |
| PENN | 11/28/21 | 76-60 | W | 19-7-0 | 28-9-5 | 0-0-0 | 0-0-0 | 6-5-5 | 12-4-0 | 3-9-6 | 0-1-1 | DNP | 0-0-0 | 2-3-0 | -- | 6-4-0 | DNP |
| UCA | 12/01/21 | 97-60 | W | 17-8-1 | 10-4-6 | 6-2-1 | 4-4-0 | 16-6-3 | 16-2-3 | 8-13-2 | 9-0-5 | 0-0-0 | 7-1-0 | 2-2-0 | -- | 2-3-1 | 0-0-0 |
| LR | 12/04/21 | 93-78 | W | 9-3-1 | 18-1-2 | 0-0-0 | 4-0-1 | 16-4-7 | 18-8-2 | 9-7-4 | 14-3-1 | DNP | 5-3-2 | DNP | -- | 0-0-0 | DNP |
| CLT | 12/07/21 | 86-66 | W | 0-3-0 | 23-10-1 | 3-0-0 | 0-1-0 | 18-4-8 | 6-7-0 | 15-8-2 | 13-2-3 | DNP | 2-0-0 | 0-0-0 | -- | 6-1-0 | DNP |
| vs OU | 12/11/21 | 66-88 | L | 8-4-0 | 13-3-3 | 0-0-0 | 0-0-0 | 26-5-3 | 6-5-1 | 7-7-1 | 6-1-2 | DNP | DNP | DNP | -- | 0-1-0 | DNP |
| vs HOF | 12/18/21 | 81-89 | L | 6-5-3 | 20-6-2 | 3-0-4 | 0-1-0 | 9-4-4 | 9-7-0 | 6-8-3 | 19-0-0 | DNP | 9-0-1 | DNP | -- | DNP | DNP |
| ELON | 12/21/21 | 81-55 | W | 2-0-1 | 15-7-2 | 3-0-1 | 7-5-2 | 1-6-6 | 0-1-0 | 3-6-1 | 21-2-1 | DNP | 14-3-0 | 15-7-0 | 0-0-0 | 0-1-0 | 0-0-0 |
| at MSU | 12/29/21 | 68-81 | L | 19-3-0 | DNP | 0-1-1 | 3-0-1 | 15-5-4 | 6-1-0 | 9-7-6 | 10-0-2 | DNP | 6-7-1 | DNP | DNP | 0-1-0 | DNP |
| VANDY | 01/04/22 | 74-75 | L | 28-3-0 | 16-2-5 | DNP | 0-2-0 | 0-0-0 | 20-3-3 | 6-10-2 | 1-3-1 | DNP | 3-3-3 | 0-1-0 | DNP | 0-0-0 | DNP |
| at TA&M | 01/08/22 | 81-86 | L | 10-3-1 | 31-5-3 | 0-0-0 | 0-1-0 | 13-7-7 | 9-6-0 | 10-11-2 | 1-0-2 | DNP | 0-1-0 | 7-8-1 | DNP | DNP | DNP |
| MIZZOU | 01/12/22 | 87-43 | W | 5-5-2 | 19-2-2 | 0-0-1 | 17-5-3 | 15-6-4 | 2-2-0 | 13-10-3 | 8-0-2 | 2-2-0 | 0-0-0 | 4-4-0 | 0-0-0 | 2-1-1 | 0-0-0 |
| at LSU | 01/15/22 | 65-58 | W | 8-6-0 | 19-3-4 | 0-0-0 | 2-2-0 | 7-8-3 | 12-4-0 | 11-13-1 | 6-1-0 | DNP | DNP | DNP | DNP | 0-0-0 | DNP |
| USC | 01/18/22 | 75-59 | W | 12-6-0 | 17-7-5 | DNP | 5-4-0 | 7-5-0 | 13-8-1 | 19-9-2 | 2-1-0 | DNP | 0-1-0 | DNP | DNP | 0-0-0 | DNP |
| TA&M | 01/22/22 | 76-73 | WOT | 15-7-3 | 17-6-4 | DNP | 8-1-1 | 4-5-2 | 12-6-1 | 14-11-3 | 6-1-2 | DNP | DNP | 0-0-0 | DNP | DNP | DNP |
| at OM | 01/26/22 | 64-55 | W | 0-2-0 | 25-3-5 | DNP | 12-5-4 | 0-1-3 | 7-5-1 | 18-8-3 | 0-0-0 | DNP | DNP | 2-3-0 | DNP | DNP | DNP |
| WVU | 01/29/22 | 77-68 | W | 12-8-1 | 15-0-2 | DNP | 6-2-1 | 7-6-3 | 19-7-3 | 12-15-1 | 6-2-0 | DNP | DNP | 0-1-0 | DNP | DNP | DNP |
| at UGA | 02/02/22 | 99-73 | W | 31-4-4 | 23-9-6 | 3-1-0 | 0-2-1 | 2-1-1 | 10-1-1 | 14-8-1 | 9-1-7 | 3-1-0 | 0-0-0 | 4-4-1 | 0-3-1 | DNP | 0-0-0 |

ARKANSAS RAZORBACKS

2021-22 STARTING LINEUPS

| Date | Opponent | | 1st SUB(S) | | | | | Outcome | RECORD BY LINEUP: | | | | | | | | RECORD BY STARTER | | |
|---------|------------|-------------|-------------|-------|-------------|-------------|-------------------|---------------|-------------------|-------------|-------------|----------|----------|-----|-------------|----|-------------------|--|--|
| Nov. 9 | MER | Davis | Notae | Toney | K. Robinson | Umude | Williams | W, 74-61 | K. Robinson | Notae | Davis | Toney | Umude | 1-0 | Notae | 20 | 17-3 | | |
| Nov. 13 | GWU | Davis | Notae | Toney | Williams | Vanover | Lykes | W, 86-69 | Davis | Notae | Toney | Williams | Vanover | 8-1 | Williams | 20 | 15-5 | | |
| Nov. 17 | UNI | Davis | Notae | Toney | Williams | Vanover | Umude | W, 93-80 | K. Robinson | Davis | Toney | Umude | Williams | 0-1 | Toney | 20 | 16-3 | | |
| Nov. 22 | vs K-State | Davis | Notae | Toney | Williams | Vanover | Umude | W, 72-64 | Lykes | Notae | J. Robinson | Wade | Vanover | 1-0 | Davis | 13 | 9-4 | | |
| Nov. 23 | vs Cincy | Davis | Notae | Toney | Williams | Vanover | Lykes/Umude | W, 73-67 | Lykes | Davis | J. Robinson | Wade | Williams | 0-1 | Umude | 10 | 7-3 | | |
| Nov. 28 | PENN | Davis | Notae | Toney | Williams | Vanover | Umude | W, 76-60 | Notae | Davis | J. Robinson | Umude | Williams | 0-1 | Vanover | 10 | 9-1 | | |
| Dec. 1 | UCA | Davis | Notae | Toney | Williams | Vanover | Lykes | W, 97-60 | Notae | J. Robinson | Toney | Umude | Williams | 0-1 | Wade | 9 | 8-1 | | |
| Dec. 4 | LR | Davis | Notae | Toney | Williams | Vanover | Umude | W, 93-78 | Notae | Toney | Wade | Johnson | Williams | 1-0 | J. Robinson | 4 | 1-3 | | |
| Dec. 7 | CLT | Davis | Notae | Toney | Williams | Vanover | Lykes | W, 86-66 | Notae | Toney | Umude | Wade | Williams | 6-0 | Lykes | 2 | 1-1 | | |
| Dec. 11 | vs OU | Davis | Notae | Toney | Williams | Vanover | Lykes | L, 66-88 | | | | | | | K. Robinson | 2 | 1-1 | | |
| Dec. 18 | vs HOF | Davis | K. Robinson | Toney | Williams | Umude | Notae | L, 81-89 | | | | | | | Johnson | 1 | 1-0 | | |
| Dec. 21 | ELON | Lykes | Notae | Wade | J. Robinson | Vanover | JWill/Toney/Davis | W, 81-55 | | | | | | | | | | | |
| Dec. 29 | at MSU | Davis | Lykes | Wade | Williams | J. Robinson | Toney | L, 68-81 | | | | | | | | | | | |
| Jan. 4 | VANDY | Davis | Notae | Umude | Williams | J. Robinson | Toney | L, 74-75 | | | | | | | | | | | |
| Jan. 8 | at TX A&M | J. Robinson | Notae | Toney | Williams | Umude | Davis | L, 81-86 | | | | | | | Davis | 6 | 5-1 | | |
| Jan. 12 | MIZZOU | Wade | Notae | Toney | Williams | Johnson | Umude/Lykes | W, 87-43 | | | | | | | Umude | 6 | 0-0 | | |
| Jan. 15 | at LSU | Wade | Notae | Toney | Williams | Umude | Davis | W, 65-58 | | | | | | | Lykes | 6 | 5-1 | | |
| Jan. 18 | S CAR | Wade | Notae | Toney | Williams | Umude | Davis | W, 75-59 | | | | | | | Toney | 2 | 0-2 | | |
| Jan. 22 | TX A&M | Wade | Notae | Toney | Williams | Umude | Davis | (ot) W, 76-73 | | | | | | | Williams | 1 | 1-0 | | |
| Jan. 26 | at OM | Wade | Notae | Toney | Williams | Umude | Davis | W, 64-55 | | | | | | | Notae | 1 | 0-1 | | |
| Jan. 29 | WVU | Wade | Notae | Toney | Williams | Umude | Davis | W, 77-68 | | | | | | | | | | | |
| Feb. 2 | at UGA | Wade | Notae | Toney | Williams | Umude | Davis | W, 99-73 | | | | | | | | | | | |

| RECORD BY 1ST SUB (including ties) | | |
|---------------------------------------|---|-----|
| Davis | 6 | 5-1 |
| Umude | 6 | 6-0 |
| Lykes | 6 | 5-1 |
| Toney | 2 | 0-2 |
| Williams | 1 | 1-0 |
| Notae | 1 | 0-1 |

ARKANSAS RAZORBACKS

2020-21 SPECIALTY STATS (ARKANSAS/OPPONENT)

| Opponent | Pts Off TO | Pts In Paint | 2nd Chance | Fast Break | Bench | Ties | Lead Chng | Ark Largest Lead | Best Ark Run | Opp Largest Lead | Best Opp Run | Ark Led | Opp Led | Gm Tied |
|-----------------|------------|--------------|------------|------------|---------|------|-----------|---------------------|--------------|--------------------|--------------|---------|---------|---------|
| MERCER | 21 / 10 | 36 / 8 | 15 / 3 | 14 / 0 | 20 / 12 | 4 | 10 | 15 0:19 2nd | 11-0 | 10 2:57 1st | 7-0 | 24:21 | 13:26 | 2:13 |
| GARDNER-WEBB | 15 / 8 | 34 / 20 | 15 / 3 | 12 / 3 | 33 / 25 | 2 | 2 | 31 7:42 2nd | 14-0 | 6 6:46 1st | 8-0 | 31:08 | 5:15 | 3:37 |
| NORTHERN IOWA | 20 / 8 | 42 / 16 | 11 / 16 | 20 / 12 | 40 / 20 | 10 | 18 | 13 0:18 2nd | 13-0 | 6 5:49 1st | 9-0 | 23:52 | 10:38 | 5:43 |
| vs Kansas State | 13 / 17 | 30 / 34 | 16 / 8 | 9 / 8 | 24 / 28 | 1 | 0 | 18 HALFTIME | 8-0 | -- -- -- | 7-0 | 39:18 | -- | 0:42 |
| vs Cincinnati | 14 / 13 | 28 / 28 | 14 / 4 | 8 / 6 | 20 / 27 | 11 | 14 | 6 0:01 2nd | 8-0 | 4 5:57 2nd | 6-0 | 18:18 | 16:51 | 4:51 |
| PENN | 16 / 14 | 48 / 22 | 16 / 7 | 13 / 4 | 21 / 22 | 2 | 2 | 22 15:50 2nd | 9-0 | 3 18:49 1st | 9-0 | 36:25 | 2:12 | 1:23 |
| CENTRAL ARK | 29 / 13 | 60 / 16 | 9 / 2 | 32 / 22 | 45 / 17 | 3 | 4 | 37 0:49 2nd | 12-0 | 2 8:19 1st | 5-0 | 37:27 | 0:42 | 1:51 |
| LITTLE ROCK | 23 / 12 | 48 / 16 | 9 / 6 | 21 / 5 | 32 / 35 | 0 | 2 | 17 17:32 2nd | 7-0 | 1 19:27 1st | 8-0 | 38:43 | 1:00 | 0:17 |
| CHARLOTTE | 14 / 10 | 50 / 38 | 18 / 6 | 17 / 9 | 18 / 22 | 2 | 5 | 20 0:36 2nd | 10-0 | 3 18:49 1st | 6-0 | 34:24 | 3:53 | 1:43 |
| vs Oklahoma | 24 / 17 | 22 / 24 | 2 / 6 | 6 / 12 | 14 / 14 | 0 | 0 | -- -- -- | 9-0 | 26 1:09 2nd | 17-0 | -- | 39:16 | 0:44 |
| vs Hofstra | 10 / 22 | 26 / 44 | 6 / 8 | 27 / 11 | 48 / 9 | 4 | 4 | 3 13:42 1st | 11-0 | 14 8:26 2nd | 10-0 | 0:43 | 35:46 | 3:31 |
| ELON | 19 / 12 | 26 / 22 | 15 / 8 | 19 / 1 | 24 / 18 | 5 | 6 | 30 7:08 2nd | 17-0 | 5 6:11 1st | 13-0 | 32:07 | 4:08 | 3:53 |
| at Miss State | 12 / 25 | 28 / 32 | 6 / 14 | 9 / 13 | 25 / 20 | 7 | 6 | 5 12:12 1st | 5-0 | 16 4:57 2nd | 7-0 | 27:59 | 6:09 | 5:53 |
| VANDERBILT | 23 / 20 | 30 / 24 | 5 / 9 | 14 / 13 | 21 / 22 | 8 | 16 | 9 0:56 1st | 7-0 | 6 1:50 2nd | 10-0 | 19:04 | 17:05 | 3:52 |
| at Texas A&M | 16 / 28 | 32 / 34 | 20 / 9 | 5 / 15 | 21 / 34 | 3 | 3 | 11 13:33 1st | 10-0 | 17 11:01 2nd | 16-0 | 13:23 | 25:35 | 1:02 |
| MISSOURI | 26 / 4 | 44 / 22 | 20 / 6 | 17 / 8 | 32 / 2 | 0 | 0 | 44 2:00 2nd | 19-0 | -- -- -- | 4-0 | 39:43 | -- | 0:17 |
| at LSU | 20 / 13 | 30 / 28 | 13 / 10 | 10 / 5 | 13 / 30 | 9 | 7 | 7 0:11 2nd | 10-0 | 8 9:01 2nd | 7-0 | 28:32 | 6:48 | 4:40 |
| SOUTH CAROLINA | 19 / 10 | 42 / 22 | 18 / 12 | 10 / 7 | 9 / 20 | 6 | 10 | 17 1:42 2nd | 13-0 | 7 0:03 1st | 7-0 | 27:24 | 10:41 | 1:55 |
| TEXAS A&M | 17 / 21 | 26 / 24 | 19 / 9 | 3 / 16 | 10 / 47 | 4 | 2 | 16 11:32 1st | 10-0 | 2 4:16 OT | 9-0 | 41:28 | 1:24 | 2:08 |
| at Ole Miss | 12 / 12 | 20 / 28 | 5 / 9 | 5 / 6 | 2 / 12 | 2 | 2 | 16 4:26 2nd | 13-0 | 1 7:14 1st | 6-0 | 38:03 | 1:12 | 0:45 |
| WEST VIRGINIA | 36 / 14 | 36 / 26 | 18 / 13 | 23 / 15 | 13 / 22 | 0 | 0 | 19 16:08 2nd | 8-0 | -- -- -- | 12-0 | 39:48 | -- | 0:12 |
| at Georgia | 26 / 20 | 48 / 30 | 11 / 6 | 18 / 19 | 21 / 26 | 3 | 7 | 28 1:51 2nd | 9-0 | 8 12:15 1st | 10-0 | 24:50 | 12:33 | 2:37 |

BLACK INDICATES
LARGEST UA LEADS
IN LOSS

RED INDICATES
UA LARGEST DEFICITS/
COMEBACKS IN A WIN

DEFENSIVE TOUCHES (Thru Game 20) (ARK career Only unless noted*)

| Player | 17-18 | 18-19 | 19-20 | 20-21 | 21-22 | Career |
|-------------|-------|-------|-------|-------|-------|--------|
| Davis | - | - | - | 160 | 94 | 254 |
| Johnson | - | NA | NA | RS | 16 | 16 |
| Lykes | NA | NA | NA | NA | 76 | 76 |
| Moore | - | - | - | - | 0 | 0 |
| Notae | NA | NA | RS | 133 | 139 | 271 |
| J. Robinson | - | - | - | NA | 16 | 16 |
| K. Robinson | - | - | - | 4 | 16 | 20 |
| Toney | - | NA | NA | NA | 72 | 72 |
| Umude | NA | NA | NA | NA | 84 | 84 |
| Vanover | - | NA | RS | 104 | 21 | 125 |
| Wade | NA | JC | NA | NA | 63 | 63 |
| Williams | - | - | - | 81 | 145 | 226 |

MOST IN A GAME 2021-22:

- 15 Williams (A&M)
- 13 Notae (Vandy) • Williams (OM)
- 12 Wade (MIZ)
- 11 Notae (K-ST)
- 10 Notae (CLT) • Williams (CLT) • Williams (@MSU)
Umude (USC) • Toney (A&M)
- 9 Notae (MER) • Davis (MER) • Williams (UCA)
Notae (LR) • Lykes (HOF) • Williams (Vandy)
Notae (USC) • Notae (@UGA)

CHARGES DRAWN (Thru Game 21) (ARK career Only unless noted*)

| Player | 17-18 | 18-19 | 19-20 | 20-21 | 21-22 | Career |
|-------------|-------|-------|-------|-------|-------|--------|
| Davis | - | - | - | 2 | 0 | 2 |
| Johnson | - | NA | NA | RS | 2 | 2 |
| Lykes | NA | NA | NA | NA | 13 | 13 |
| Moore | - | - | - | - | 0 | 0 |
| Notae | NA | NA | RS | 6 | 3 | 9 |
| J. Robinson | - | - | - | 0 | 0 | 0 |
| K. Robinson | - | - | - | 2 | 1 | 3 |
| Toney | - | 3* | 4* | 4* | 1 | 12* |
| Umude | NA | NA | NA | NA | 3 | 3 |
| Vanover | - | NA | RS | 0 | 0 | 0 |
| Wade | NA | JC | NA | NA | 0 | 0 |
| Williams | - | - | - | 16 # | 30 | 46 |

MOST IN A GAME 2021-22:

- 4 Williams (Cincy) • Williams (@LSU)
- 3 Williams (GWU) • Lykes (OU) • Williams (@A&M)
Williams (@UGA)

- team leader

DUNKS (Thru Game 21) (ARK career Only unless noted*)

| Player | 17-18 | 18-19 | 19-20 | 20-21 | 21-22 | Career |
|-------------|-------|-------|-------|-------|-------|--------|
| Davis | - | - | - | 5 | 5 | 10 |
| Johnson | - | NA | NA | RS | 2 | 2 |
| Lykes | NA | NA | NA | NA | 0 | 0 |
| Moore | - | - | - | - | 0 | 0 |
| Notae | NA | 1* | RS | 3 | 0 | 4 |
| J. Robinson | - | - | - | 0 | 1 | 1 |
| K. Robinson | - | - | - | 0 | 0 | 0 |
| Toney | NA | 7* | 9* | 6* | 15 | 37* |
| Umude | NA | NA | NA | NA | 18 | 18 |
| Vanover | - | NA | RS | 20 | 5 | 25 |
| Wade | NA | JC | 23* | 12* | 8 | 42* |
| Williams | - | - | - | 3 | 8 | 11 |

MOST IN A GAME 2021-22:

- 3 Umude (K-State)

LAST TIME AN ARKANSAS PLAYER...

• SCORING •

Scored 25 Points: 25 JD Notae at Ole Miss (01/26/22)

Scored 30 Points: 31 Stanley Umude at Georgia (02/02/22)

Scored 40 Points: 40 Mason Jones vs Auburn (02/04/20)

Scored 50 Points: 51 Rotnei Clarke vs. Alcorn State (11/13/09)

RECORD: 51 Rotnei Clarke vs. Alcorn State (11/13/09)

• FIELD GOALS MADE •

Made 15 Field Goals: 15 (15-21) Rotnei Clarke vs. Alcorn State (11/13/09)

Made 20 Field Goals: 20 (2-30) Dean Tolson vs. Texas A&M (03/02/74)

RECORD: 20 (20-30) Dean Tolson vs. Texas A&M (03/02/74)

• FIELD GOALS ATTEMPTED •

Attempted 20 Field Goals: 20 (12-20) Stanley Umude at Georgia (02/02/22)

Attempted 25 Field Goals: 26 (11-26) JD Notae vs Mercer (11/09/21)

RECORD: 30 (20-30) Dean Tolson vs. Texas A&M (03/02/74)

• FIELD GOAL PERCENTAGE •

Shot 100% FG (Min. 7 att): Daniel Gafford (7-7) at Texas Tech (01/26/19)

RECORD (min 8 att): 100% 8x - Best: Daryll Saulsberry (10-10) 1975

• 3-POINTERS MADE •

Made 7 3-pointers: 8 (8-11) Mason Jones at Texas A&M (03/07/20)

Made 10 3-pointers: 10 (10-13) by Isaiah Joe vs. FIU (12/01/18)

Made 11-Plus 3-pointers: 13 (13-17) by Rotnei Clarke vs. Alcorn State (11/13/09)

RECORD: 13 (13-17) by Rotnei Clarke vs. Alcorn State (11/13/09) (SEC record)

• 3-POINTERS ATTEMPTED •

Attempted 15 3-Pointers: 15 (6-15) Isaiah Joe at Texas A&M (03/07/20)

Attempted 20 3-Pointers: 24 (10-24) Pat Bradley vs. North Texas (12/30/98)

RECORD: 24 (10-24) Pat Bradley vs. North Texas (12/30/98) (SEC record)

• FREE THROWS MADE •

Made 10 Free Throws: 12 Chris Lykes (12-12) vs Elon (12/21/21)

Made 15 Free Throws: 16 (16-19) Moses Moody vs Alabama (02/24/21)

Made 20 Plus Free Throws: 22 (22-24) Martin Terry vs. Texas A&M (01/22/72)

RECORD: 22 (22-24) by Martin Terry vs. Texas A&M (01/22/72)

• FREE THROWS ATTEMPTED •

Attempted 15 Free Throws: 19 (16-19) Mason Jones vs Tennessee (02/26/20)

Attempted 20 Free Throws: 21 (18-21) Moses Moody vs Alabama (02/24/21)

Attempted 24 Plus Free Throws: 24 (22-24) Martin Terry vs. Texas A&M (01/22/72)

RECORD: 24 (22-24) Martin Terry vs. Texas A&M (01/22/72)

• FREE THROW PERCENTAGE •

Shot 100% FT (min 10 att): Chris Lykes (12-12) vs Elon (12/21/21)

RECORD (min. 11 att): 9x - Best: Tommy Boyer (18-18) in 1963

• REBOUNDS •

Grabbed 10-14 Rebounds: 11 Jaylin Williams vs Texas A&M (01/22/22)

Grabbed 10-14 Rebounds: 15 Jaylin Williams vs West Virginia (01/29/22)

Grabbed 20-Plus Rebounds: 23 Nick Davis vs. Jackson State (11/21/97)

RECORD: 23 by Nick Davis vs. Jackson State (11/21/97)

• Grabbed 10 Offensive Rebounds: 11 Justin Smith vs Oral Roberts (03/27/21)

• Grabbed 10 Defensive Rebounds: 14 Jaylin Williams vs West Virginia (01/29/22)

• ASSISTS •

Had 10 Assists: 10 by Jalen Tate vs Georgia (01/09/21)

Had 15 Assists: 15 by Dontell Jefferson vs. Portland State (11/18/05)

RECORD: 15 by Dontell Jefferson vs. Portland State (11/18/05)

• STEALS •

Had 5 Steals: 5 JD Notae vs Vanderbilt (01/04/22)

Had 6-7 Steals: 6 Jaylin Williams vs Texas A&M (01/22/22)

Had 8-9 Steals: 9 Robert Shepard at Arizona (12/06/92)

RECORD: 9 by Robert Shepard at Arizona (12/06/92)

• BLOCKED SHOTS •

Had 5 Blocks: 5 Connor Vanover at Oklahoma State (01/30/21)

Had 6-9 Blocks: 6 Connor Vanover vs North Texas (11/28/20)

Had 10 Blocks: 10 Steven Hill vs. Texas State (12/06/05)

RECORD: 10 Steven Hill vs. Texas St. (12/06/05) & Oliver Miller vs. Texas (02/04/90)

• TURNOVERS •

Committed 5-9 Turnovers: 5 JD Notae at Georgia (02/02/22)

Committed 10 Plus Turnovers: 10 Courtney Fortson at South Carolina (02/21/09)

• MINUTES PLAYED •

39 Minutes (Regulation): 39:40 Trey Wade at Ole Miss (01/26/22)

40 Minutes (Regulation): 40:00 Justin Smith vs Colgate (03/19/21)

40 Minutes (OT): 3 vs Texas A&M (01/22/22)

Stanley Umude (43:41) - Au'Diese Toney (42:40) - Jaylin Williams (42:23)

45 Plus Minutes: 47 by BJ Young vs. Auburn (01/16/13)

• MISCELLANEOUS •

2 Players Scored 20+ Pts In Same Game: Stanley Umude (31) & JD Notae (23) at Georgia (02/02/22)

3 Players Scored 20+ Pts in Same Game: at South Carolina (03/02/20)

Moses Moody (28), Justin Smith (22) and JD Notae (21)

2 Players Scored 20+ Pts In Back-To-Back Gms: Mason Jones (37/26) & Isaiah Joe (22/26)

vs Tennessee (02/26/20) and at Georgia (02/29/20)

2 Players Scored 20+ Pts In 3 Straight: Mason Jones (41/20/21) & Isaiah Joe (20/21/24)

vs Tulsa (12/14/19), Valpo (12/21/19) and Indiana (12/29/19)

8 Players Scored in Double Digits: Mississippi Valley State (11/25/20)

Connor Vanover (25), Desi Sills (19), Moses Moody (16), Vance Jackson (15)

Khalen Robinson (15), Justin Smith (13), JD Notae (13), Jalen Tate (12)

Scored 20 or More Points in Five-Plus Consecutive Games: (5) by Mason Jones

37, 26, 36, 30, 22 (02/26/20 to 03/11/20)

Scored 20 or More Points in 10-Plus Consecutive Games: (11) by Todd Day

20, 23, 26, 26, 22, 31, 23, 21, 27, 21, 20 (12/01/90 to 01/12/91)

Scored 30 or More Points in 3 Straight Games: Mason Jones (only Razorback)

34 vs. S. Carolina (01/29/20), 30 at Alabama (02/01/20), 40 vs Auburn (02/04/20)

Most Points in Back-To-Back Games: 82 by Martin Terry

35 at TCU (02/20/73) and 47 vs. SMU (02/24/73)

Consecutive Free Throws Made: 48 by Ricky Medlock (20 gms; 12/21/74 to 03/04/75)

Double-Double: Pts/Rebs: Jaylin Williams (12 pts & 15 rebs) vs West Virginia (01/29/22)

Double-Double: Pts/Assists: Jalen Tate (15 & 10) vs Georgia (01/09/21)

Two Players with Double-Double in Same Game: vs Oral Roberts (12/20/20)

Justin Smith (22 pts, 17 rebs) and Desi Sills (16 pts, 10 rebs)

3 Straight Double-Doubles: Jaylin Williams 10 & 11 at Texas A&M (01/08/22); 13 & 10 vs

Missouri (01/12/22); 11 & 13 at LSU (01/15/22)

3+ Straight Double-Doubles in SEC: 4 by Moes Kingsley (2015-16 - OM, UAB, MIZ, LSU)

Most Consecutive Double-Doubles: 9 by Dean Tolson (1973-74) and 6 by Derek Hood (1998-99)

Three Players with Double-Double in Same Game: vs Alabama (01/16/10) - Marshawn Powell

18 pts, 10 rebs, Mike Washington (17 pts, 13 rebs) and Courtney Fortson (12 pts, 10 assists)

Had 5-Plus Assists in 5-Plus Consecutive Games: (6) by Jalen Harris

11, 6, 10, 12, 7, 10 (11/21/81 thru 12/15/18)

Had 10 or More Assists in Back-to-Back Games: Jalen Harris

10 vs. FIU (12/01/18) and 12 at Colorado State (12/05/18)

Three-Plus Players with 5-Plus Assists in a Game: vs. Montana State (11/21/18)

Jalen Harris (11), Isaiah Joe (5) and Desi Sills (5)

Had 5 or More Steals in Back-to-Back Games: Ronnie Brewer

5 vs. Western Illinois (01/01/06) and 5 vs. Mississippi State (01/07/06)

LAST TIME AN OPPONENT PLAYER...

• SCORING •

Scored 30 Points: 30 Saben Lee vs Vanderbilt (03/11/20)

Scored 40 Points: 45 Jodie Meeks vs. Kentucky (02/14/09)

Scored 50 Points: 56 Oscar Robertson vs. Cincinnati (03/15/58) (most on record)

• FIELD GOALS MADE •

Made 15 Field Goals: 17 (17-24) Jodie Meeks vs. Kentucky (02/14/09)

Made 20 Field Goals: 21 Oscar Robertson vs. Cincinnati (03/15/58) (most on record)

• FIELD GOALS ATTEMPTED •

Attempted 20 Field Goals: 22 (11-22) Braden Shackelford at Alabama (02/01/20)

Attempted 25 Field Goals: 28 (11-28) Devan Downey vs. South Carolina (02/17/10)

• FIELD GOAL PERCENTAGE •

Shot 100% FG (Min. 7 att): Adam Wing (8-8) vs. Evansville (12/08/15)

• 3-POINTERS MADE •

Made 7 3-pointers: 7 (7-15) Tyler Hall vs. Montana State (11/21/18)

Made 10 3-pointers: 10 (10-19) Lance Weems at Auburn (01/06/96)

• 3-POINTERS ATTEMPTED •

Attempted 15 3-pointers: 15 (7-15) Tyler Hall vs. Montana State (11/21/18)

Attempted 20 3-pointers: 22 (5-22) Jeff Fryer vs. Loyola Marymount (03/16/89)

• FREE THROWS MADE •

Made 10 Free Throws: 12 (12-15) Xavier Pinson (01/02/21)

Made 15 Free Throws: 15 (15-17) Keyontae Johnson at Florida (02/18/20)

• FREE THROWS ATTEMPTED •

Attempted 15 Free Throws: 15 (12-15) Xavier Pinson (01/02/21)

Attempted 20 Free Throws: 24 (18-24) Frank Williams vs. Illinois (12/08/01)

• FREE THROW PERCENTAGE •

Shot 100% FT (min 10 att): 14-14 Grant Williams at Tennessee (01/15/19)

• REBOUNDS •

Grabbed 15-19 Rebounds: 18 Kevin Samuel vs TCU (01/25/20)

Grabbed 20 Rebounds: 20 Antonio McDyess vs. Alabama (03/11/95)

• Grabbed 10 Offensive Rebounds: 11 Tyler Davis at Texas A&M (01/30/18)

• Grabbed 10 Defensive Rebounds: 10 Abayomi Iyiola vs Hofstra (12/18/21)

• ASSISTS •

Had 10 Assists: 11 Tremont Waters vs. LSU (01/12/19)

Had 13 Assists: 13 Chuck Evans at Mississippi State (01/27/93) (on record)

• STEALS •

Had 5 Steals: 6 Alpha Diallo at Providence (03/19/19)

Had 8 Steals: 8 Terry Conerway vs. Texas State (12/21/02)

• BLOCKED SHOTS •

Had 6-9 Blocks: 7 Stefan Moody at Ole Miss (02/13/16)
Had 10 Plus Blocks: 10 P.J. Roberson vs. Grambling State (11/26/11)

• TURNOVERS •

Committed 7-9 Turnovers: 8 Marcus Williams vs Texas A&M (01/22/22)
Committed 10 Plus Turnovers: 12 Devin Gibson vs. UTSA (12/12/07)

LAST TIME ARKANSAS HIGHS...

• SCORING •

Scored 100-119 Points: 101 at South Carolina (103/02/21)
Scored 120-Plus Points: 142 vs. Mississippi Valley State (11/25/20)
Scored 50 Points in 1st Half: 53 at Georgia (02/02/22)
Scored 50 Points in 2nd Half: 56 vs Central Arkansas (12/01/21)
Scored 60 or More Points in a Half: 61 (1st) vs. Miss Valley State (11/25/20)
Scored 70 or More Points in a Half: 71 (1st) vs. Alcorn (11/13/09)
Scored 80 or More Points in a Half: 81 (2nd) vs. Miss Valley State (11/25/20)
Most Points in a Half: 88 (2nd) vs. U.S. International (12/09/89)

• FIELD GOALS MADE •

Made 40 Field Goals: 40 (40-71) at Georgia (02/02/22)
Made 50 Field Goals: 57 (57-99) vs. Troy (12/10/96)
RECORD: 68 (68-101) vs. U.S. International (12/09/89)

• FIELD GOALS ATTEMPTED •

Attempted 80 Field Goals: 86 (48-86) vs Miss Valley State (11/25/20)
Attempted 90 Field Goals: 99 (57-99) vs. Troy (12/10/96)
Attempted 100 Field Goals: 101 (68-101) vs. US International (12/09/89)
RECORD: 101 (68-101) vs. U.S. International (12/09/89)

• FIELD GOAL PERCENTAGE •

Shot 60% FG: 60.9 (42-69) vs. FIU (12/01/18)
Shot 70% or Better FG: 72.7 (32-44) vs. Alabama State (12/21/83)
RECORD: 79.4 (27-34) vs. Texas Tech (1979)

• 3-POINTERS MADE •

Made 15 3-pointers: 15 (15-28) at Georgia (02/02/22)
Made 20 3-pointers: 20 (20-40) vs Miss Valley State (11/25/20)
RECORD: 21 (21-37) vs. Troy (12/10/96)

• 3-POINTERS ATTEMPTED •

Attempted 30 3-pointers: 33 (15-33) at South Carolina (02/03/21)
Attempted 40 3-pointers: 40 (20-40) vs Miss Valley State (11/25/20)
RECORD: 54 (19-54) vs. North Texas (12/30/98)

• 3-POINT PERCENTAGE •

Shot 50% 3PT FG (min. 15 att): 53.6 (15-28) at Georgia (02/02/22)
Shot 60% or Better 3PT FG (min. 15 att): 61.1 (11-18) at Vanderbilt (03/06/19)
RECORD (min. 15 att): 66.7 (16-24) vs. Mississippi State (01/09/16)

• FREE THROWS MADE •

Made 20 Free Throws: 28 (28-34) vs West Virginia (01/29/22)
Made 30 Free Throws: 36 (36-54) vs LSU (03/04/20)
Made 40 Free Throws: 41 (41-49) at Kentucky (01/25/92)
RECORD: 48 (48-53) vs. Ole Miss (01/17/04)

• FREE THROW ATTEMPTS •

Attempted 40 Free Throws: 43 (27-43) vs Alabama (02/24/21)
Attempted 50 Free Throws: 54 (36-54) vs LSU (03/04/20)
Attempted 60 Free Throws: 65 vs. TCU (1955)
RECORD: 65 vs. TCU (1955)

• FREE THROW PERCENTAGE •

Shot 80% FT (min. 10 att): 82.4 (28-34) vs West Virginia (01/29/22)
Shot 90% or Better FT (min. 10 att): 94.4 (17-18) vs. Oklahoma (12/11/21)
RECORD (min 10 att): 100 3x - Best 16-16 at Kentucky (02/27/14)

• REBOUNDS •

Grabbed 40 Rebounds: 44 vs West Virginia (01/29/22)
Grabbed 50 Rebounds: 54 vs Lipscomb (12/05/20)
Grabbed 55-Plus Rebounds: 58 vs Oral Roberts (12/20/20)
RECORD: 77 vs. Jackson State (01/22/02)

• ASSISTS •

Had 25 Assists: 26 vs Central Arkansas (12/12/20)
Had 30 Assists: 32 vs. Jackson State (11/22/96)
Had 40 Assists: 40 vs. Troy (12/10/96)
RECORD: 47 vs. U.S. International (12/09/89)

• STEALS •

Had 15 Steals: 16 vs Central Arkansas (12/01/21)
Had 20 Steals: 24 vs. Maryland-Eastern Shore (01/02/01)
Had 25 Steals: 26 vs. Louisiana-Monroe (11/25/00)
RECORD: 26 vs. Louisiana-Monroe (11/25/00)

• BLOCKED SHOTS •

Had 10 Blocks: 10 vs Elon (12/21/21)
Had 13 Blocks: 14 vs. Georgia (01/29/19)
Had 15 Blocks: 15 vs. South Alabama (12/30/91)
RECORD: 18 vs. Missouri (12/05/95)

• MOST TURNOVERS •

Had 25 Turnovers: 25 at South Carolina (02/21/09)
Had 30 Turnovers: 32 vs. Providence (11/16/07)
RECORD: 32 vs. Providence (11/16/07)

• FOULS •

Committed 25 Fouls: 28 vs Missouri (01/02/21)
Committed 30 Fouls: 32 at Missouri (02/08/20)
RECORD: 38 vs. Missouri (12/04/61)

LAST TIME ARKANSAS LOWS...

• SCORING •

Held to 40-45 Points: 43 at Florida (01/22/11)
Held to 46-49 Points: 46 at Mississippi State (02/09/16)
Held to 50-55 Points: 50 vs. Florida (03/14/19)
Held to 56-59 Points: 59 at Alabama (01/16/21)
Held to 19 Points or Less in a Half: 19 (1st half) at Alabama (01/16/21)

• FIELD GOALS •

Held to Below 20 Field Goals Made: 15 (15-49) at Tennessee (02/11/20)

• FIELD GOAL PERCENTAGE •

Held to 20-29% FG: 26.8 (19-71) vs Missouri (01/02/21)
Held to 30-35% FG: .344 (21-61) vs Oklahoma (12/11/21)

• 3-POINTERS •

Did not Make a 3-pointer: 0 (0-1) vs South Carolina (01/18/22)
Held to 1-2 3-PT FG Made: 1 (1-9) vs Oral Roberts (03/27/21)
Attempted Single-Digit 3-pointers: 9 (6-9) vs TCU (01/25/20)

• 3-POINT PERCENTAGE •

Shot 10% or Worse 3PT FG: 0.0 (0-11) vs South Carolina (01/18/22)
Shot 11-19% 3PT FG: 17.6 (3-17) vs Penn (11/28/21)

• FREE THROWS •

Made Single Digit Free Throws: 4 (4-7) at Georgia (02/02/22)
Attempted Single Digit Free Throws: 7 (4-7) at Georgia (02/02/22)

• FREE THROW PERCENTAGE •

Shot 40-49% FT: 47.1 (8-17) vs Southern (12/09/20)
Shot Below 40% FT: 26.7 (4-15) at Texas A&M (01/09/13)

• REBOUNDING •

Had 19 or Fewer Rebounds: 19 at Missouri (03/05/13)
Had 20-25 Rebounds: 25 at Texas A&M (03/07/20)

• ASSISTS •

Held to 6 Assists or less: 6 at Tennessee (02/11/20)

• STEALS •

Had 0 Steals: vs Texas Tech (03/21/21) **(only time on record)**
Had 1 Steal: 1 vs Florida (03/09/18)
Had 2-3 Steals: 2 at Tennessee (01/06/21)

• BLOCKED SHOTS •

Had No Blocked Shots: 0 vs Missouri (1/23/19)

• FEWEST TURNOVERS •

Had 1-4 Turnovers: 4 vs Georgia (01/29/19)
Had 5-9 Turnovers: 8 vs Little Rock (12/04/21)

• FOULS •

Had Single Digit Fouls: 6 vs Mercer (11/09/21)

ARKANSAS MISCELLANEOUS...

| | | |
|-----------------------|-----------------------|-----------------|
| Played in an OT game: | 01/22/22 vs Texas A&M | W, 76-73 (OT) |
| Played in a 2OT game: | 01/23/18 at Georgia | W, 80-77 (2 OT) |
| Played in a 3OT game: | 02/09/80 vs Houston | L, 90-84 (3 OT) |

LAST TIME AN OPPONENT HIGHS...

• SCORING •

Scored 100 Points: 106 at Tennessee (01/15/19)
Scored 110 Points: 117 at Ole Miss (12/10/73)
Scored 50 Points in 1st Half: 55 at Tennessee (01/15/19)
Scored 50 Points in 2nd Half: 56 vs LSU (03/04/20)
Scored 60 or More Points in a Half: 60 (1st half) vs. Alabama (02/28/96)

• FIELD GOALS MADE •

Made 30 Field Goals: 30 (30-62) vs Baylor (03/29/21)
Made 40 Field Goals: 40 (40-68) by Texas (01/05/10)
Made 45 Field Goals: 45 (45-80) vs. Pittsburgh (12/29/86)

• FIELD GOALS ATTEMPTED •

Attempted 70 Field Goals: 72 (27-72) at South Carolina (03/02/20)
Attempted 80 Field Goals: 83 (31-83) by FIU (12/01/018)

• FIELD GOAL PERCENTAGE •

Shot 60% FG: 61.1 (15-23) vs. Auburn (02/17/16)
Shot 65% FG: 67.7 (4-65) vs. North Carolina (03/23/08)
Shot 69% FG: 69.8 (37-53) at Auburn (01/14/95)

• 3-POINTERS MADE •

Made 15 3-pointers: 15 (15-36) at Alabama (01/16/21)
Made 17 3-pointers: 17 (17-37) vs UNI (11/17/21) - TIES RECORD BY OPP (3x)

• 3-POINTERS ATTEMPTED •

Attempted 25 3-pointers: 28 (9-28) vs LSU (02/27/21)
Attempted 30 3-pointers: 31 (13-31) vs Gardner-Webb (11/13/21)
Attempted 35 3-pointers: 37 (17-7) vs UNI (11/17/21)

• 3-POINT PERCENTAGE •

Shot 50% 3PT FG (min 15 att): 59.18 (13-22) vs Oklahoma (12/11/21)
Shot 60% or Better 3PT FG (min 15 att): 62.7 (10-15) at South Carolina (02/09/19)

• FREE THROWS •

Made 20 Free Throws: 20 (20-26) at Tennessee (01/06/21)
Made 30 Free Throws: 34 (34-44) at Missouri (02/08/19)
Made 40 Free Throws: 40 (40-50) vs. UMass (11/25/94)

• FREE THROW ATTEMPTS •

Attempted 35 Free Throws: 39 (26-39) vs Missouri (01/02/21)
Attempted 40 Free Throws: 44 (34-44) at Missouri (02/08/18)
Attempted 50 Free Throws: 50 (39-50) vs. South Carolina (03/11/04)

• FREE THROW PERCENTAGE •

Shot 80% FT (min. 10 att): .886 (19-22) vs Oklahoma (02/18/20)
Shot 90% or Better FT (min. 10 att): .950 (19-20) vs Texas A&M (01/22/22)
Shot 100% (min. 10 att): 1.000 (14-14) vs Florida (02/16/21)

• REBOUNDING •

Grabbed 45 Rebounds: 48 at LSU (01/13/21)
Grabbed 50 Rebounds: 51 vs Missouri (01/02/21)
Grabbed 55-Plus Rebounds: 56 vs. Georgia (01/29/19)
• Grabbed 20 Offensive Rebounds: 23 at LSU (01/08/20)

• ASSISTS •

Had 25 Assists: 25 vs. Louisville (11/17/09)
Had 30 Assists: 30 at UAB (01/27/90)

• STEALS •

Had 15 Steals: 15 at LSU (02/24/10)
Had 18 Steals: 18 vs. Alcorn State (12/02/95)

• BLOCKED SHOTS •

Had 10 Blocks: 10 at Tennessee (01/22/14)
Had 13 Blocks: 13 at Mississippi State (01/14/10)

• MOST TURNOVERS •

Had 20 Turnovers: 22 vs Colgate (03/19/21)
Had 25 Turnovers: 25 vs Central Arkansas (12/01/21)
Had 30 Turnovers: 30 vs. Louisiana-Monroe (12/31/04)

• FOULS •

Committed 30-plus Fouls: 32 vs Alabama (02/24/21)
RECORD: 36 vs. Centenary (12/04/82)

LAST TIME AN OPPONENT LOWS

• SCORING •

Held to 30-39 Points: 33 vs. Vanderbilt (01/12/13)
Held to 40-45 Points: 43 vs Missouri (01/12/22)
Held to 46-49 Points: 46 vs Montana (11/16/19)
Held to 50-55 Points: 50 vs Lipscomb (12/05/20)
Held to 56-59 Points: 59 vs South Carolina (01/18/22)
Held to 15 Points or Less in 1st Half: 15 vs Missouri (01/12/22)
Held to 18 Points or Less in 2nd Half: 18 vs Savannah State (12/12/13)

• FIELD GOAL PERCENTAGE •

Held to 21% or Worse FG: .2097 (13-62) vs. Jackson State (11/22/02)
Held to 20-29% FG: .292 (14-48) vs Missouri (01/12/22)
Held to 30-35% FG: .339 (20-59) vs South Carolina (01/18/22)

• 3-POINTERS •

Did not Make a 3-pointer: 0 (0-10) by Mississippi State (02/07/15)
Held to 1 3-PT FG Made: 1 (1-13) vs Southern (12/09/20)
Held to 2-4 3-PT FG Made: 2 (2-16) vs Missouri (01/12/22)
Held to 5-7 3-PT FG Made: 5 (5-19) vs Mississippi State (02/02/21)

• 3-POINT PERCENTAGE •

Shot 10% or Worse 3PT FG: 6.3 (1-16) vs Ole Miss (01/27/21)
Shot 11-16% 3PT FG: 12.5 (2-16) vs Missouri (01/12/22)
Shot 17-19% 3PT FG: 19.0 (4-21) vs Florida (02/16/21)

• FREE THROWS •

Made 1-5 Free Throws: 3 (3-8) vs Alabama (02/24/21)
Made 6-9 Free Throws: 8 (8-10) vs Texas A&M (03/06/21)

• FREE THROW ATTEMPTS •

Attempted Single Digit Free Throws: 8 (3-8) vs Alabama (02/24/21)

• FREE THROW PERCENTAGE •

Shot 40-49% FT: 37.5 (3-8) vs Alabama (02/24/21)
Shot Below 40% FT: 38.1 (8-21) vs. Texas State (12/22/18)

• REBOUNDING •

Had 19 or Fewer Rebounds: 19 vs. Missouri-Kansas City (12/02/06)
Had 20-25 Rebounds: 21 vs Charlotte (12/07/21)

• ASSISTS •

Held 5 Assists or Fewer: 5 vs Southern (12/09/20)

• STEALS •

Had No Steals: 0 vs Vanderbilt (01/15/20)
Had 1 Steal: 1 vs Cincinnati (11/23/21)
Had 2-4 Steals: 3 vs Little Rock (12/04/21)

• BLOCKED SHOTS •

Had No Blocked Shots: 0 (3x in 2020-21) vs Lipscomb / Southern U. / Georgia

• FEWEST TURNOVERS •

Had 0-5 Turnovers: 5 at Tennessee (01/06/21)
Had 6-9 Turnovers: 9 vs West Virginia (01/29/22)

• FOULS •

Had Single Digit Fouls: 8 at Michigan (12/08/12)
Committed 10-14 Fouls: 14 vs UNI (11/17/21)

| | | | | | | | | | |
|--|--------|--|-----------|--|----|----|----|-----------|--|
| GAME 1 | |  | 64 | Mercer | 36 | 25 | 64 | 74 |  |
|  | #15/16 | | | ARKANSAS | 28 | 46 | 74 | | |
| | | | | Nov. 9, 2021 • Fayetteville, Ark. • Bud Walton Arena | | | | | |

Mercer 61 • 0-1

| # | Player | Total | | 3-Ptr | | Rebounds | | | PF | TP | A TO Blk | | | Stl | Min |
|----------------------|-------------------|--------|-----------------|--------|--------|-------------|-----|-------|----|----|----------|----|-----|-----|-----------------------|
| | | FG-FGA | FG-FGA | FT-FTA | FT-FTA | Off | Def | Tot | | | A | TO | Blk | | |
| 22 | Felipe Haase | f | 4-7 | 2-4 | 0-0 | 1 | 2 | 3 | 4 | 10 | 3 | 2 | 0 | 1 | 38 |
| 23 | James Glisson III | f | 4-5 | 4-5 | 0-0 | 1 | 3 | 4 | 1 | 12 | 2 | 3 | 2 | 2 | 31 |
| 02 | Neftali Alvarez | g | 4-13 | 0-6 | 0-3 | 0 | 3 | 3 | 4 | 8 | 6 | 3 | 0 | 1 | 32 |
| 20 | Jalen Johnson | g | 3-8 | 3-6 | 0-0 | 0 | 2 | 2 | 2 | 9 | 3 | 4 | 0 | 2 | 24 |
| 25 | Shawn Walker Jr. | g | 3-9 | 2-6 | 2-3 | 0 | 4 | 4 | 2 | 10 | 2 | 3 | 0 | 0 | 36 |
| 01 | Kamar Robertson | g | 5-7 | 2-4 | 0-0 | 0 | 1 | 1 | 3 | 12 | 0 | 1 | 0 | 0 | 24 |
| 03 | Shannon Grant | g | 0-1 | 0-0 | 0-0 | 0 | 0 | 0 | 0 | 0 | 1 | 0 | 0 | 0 | 3 |
| 11 | Jovan Tucker | g | 0-1 | 0-0 | 0-0 | 1 | 1 | 2 | 0 | 0 | 1 | 0 | 0 | 1 | 12 |
| Team | | | | | | 1 | 2 | 3 | | | 1 | | | | |
| Totals | | | 23-51 | 13-31 | 2-6 | 4 | 18 | 22 | 16 | 61 | 17 | 18 | 2 | 7 | 200 |
| FG % 1st Half: 13-27 | | 48.1% | 2nd half: 10-24 | | 41.7% | Game: 23-51 | | 45.1% | | | | | | | Deadball Rebounds 2.1 |
| 3FG % 1st Half: 8-17 | | 47.1% | 2nd half: 5-14 | | 35.7% | Game: 13-31 | | 41.9% | | | | | | | |
| FT % 1st Half: 2-5 | | 40.0% | 2nd half: 0-1 | | 0.0% | Game: 2-6 | | 33.3% | | | | | | | |

Arkansas 74 • 1-0

| # | Player | Total | | 3-Ptr | | Rebounds | | | PF | TP | A TO Blk | | | Stl | Min |
|----------------------|-----------------|--------|-----------------|--------|--------|-------------|-----|-------|----|----|----------|----|-----|-----|-----------------------|
| | | FG-FGA | FG-FGA | FT-FTA | FT-FTA | Off | Def | Tot | | | A | TO | Blk | | |
| 00 | Stanley Umude | g | 3-7 | 0-1 | 0-0 | 1 | 2 | 3 | 0 | 6 | 1 | 1 | 0 | 0 | 17 |
| 01 | JD Notae | g | 11-26 | 5-14 | 3-4 | 0 | 2 | 2 | 1 | 30 | 2 | 2 | 0 | 7 | 39 |
| 02 | Khalen Robinson | g | 0-2 | 0-2 | 0-0 | 0 | 2 | 2 | 1 | 0 | 0 | 0 | 0 | 0 | 9 |
| 04 | Davonte Davis | g | 0-0 | 0-0 | 0-0 | 0 | 4 | 4 | 1 | 0 | 1 | 5 | 0 | 3 | 34 |
| 05 | Au'Diese Toney | g | 7-9 | 0-1 | 4-6 | 5 | 6 | 11 | 0 | 18 | 2 | 1 | 0 | 1 | 37 |
| 03 | Trey Wade | g | 0-0 | 0-0 | 0-0 | 0 | 0 | 0 | 0 | 0 | 0 | 0 | 0 | 0 | 7 |
| 10 | Jaylin Williams | g | 1-4 | 0-2 | 2-4 | 3 | 5 | 8 | 2 | 4 | 5 | 4 | 2 | 1 | 30 |
| 11 | Chris Lykes | g | 4-7 | 1-1 | 7-8 | 0 | 2 | 2 | 1 | 16 | 1 | 1 | 0 | 0 | 26 |
| 20 | Kamani Johnson | g | 0-0 | 0-0 | 0-0 | 1 | 0 | 1 | 0 | 0 | 1 | 1 | 0 | 0 | 1 |
| Team | | | | | | 1 | 1 | 2 | | | | | | | |
| Totals | | | 26-55 | 6-21 | 16-22 | 11 | 24 | 35 | 6 | 74 | 13 | 15 | 2 | 12 | 200 |
| FG % 1st Half: 10-26 | | 38.5% | 2nd half: 16-29 | | 55.2% | Game: 26-55 | | 47.3% | | | | | | | Deadball Rebounds 5.2 |
| 3FG % 1st Half: 3-12 | | 25.0% | 2nd half: 3-9 | | 33.3% | Game: 6-21 | | 28.6% | | | | | | | |
| FT % 1st Half: 5-9 | | 55.6% | 2nd half: 11-13 | | 84.6% | Game: 16-22 | | 72.7% | | | | | | | |

Officials: Michael Swoboda, Todd Austin, Mike Nance

Technical fouls: Mercer-None. Arkansas-None.

Attendance: 19200

| Score by periods | 1st | 2nd | Total |
|------------------|-----|-----|-------|
| Mercer | 36 | 25 | 61 |
| Arkansas | 28 | 46 | 74 |

Last FG - MERCER 2nd-00:11, ARK 2nd-01:43.

Largest lead - MERCER by 10 1st-02:57, ARK by 15 2nd-00:19.

MERCER led for 13:26, ARK led for 24:21. Game was tied for 02:13.

Score tied - 4 times.
Lead changed - 10 times.

| | | | | | | | | | |
|---|--|---|------------------------|---------------|----|----|----|-----------|---|
| GAME 3 | |  | 80 | Northern Iowa | 38 | 42 | 80 | 93 |  |
|  | | | #15/16 ARKANSAS | | 40 | 53 | 93 | | |
| Nov. 17, 2021 • Fayetteville, Ark. • Bud Walton Arena | | | | | | | | | |

Northern Iowa 80 • 1-3

| # | Player | Total | | 3-Ptr | | Rebounds | | | PF | TP | A TO Blk | | | Stl | Min |
|----------------------|-----------------|--------|-----------------|--------|--------|-------------|-----|-------|----|----|----------|----|-----|-----|---------------------|
| | | FG-FGA | FG-FGA | FT-FTA | FT-FTA | Off | Def | Tot | | | A | TO | Blk | | |
| 50 | Austin Phylfe | f | 0-3 | 0-1 | 0-0 | 0 | 3 | 3 | 0 | 0 | 2 | 2 | 1 | 0 | 18 |
| 00 | Nate Heise | g | 5-8 | 2-4 | 4-6 | 0 | 6 | 6 | 1 | 16 | 3 | 0 | 1 | 1 | 33 |
| 03 | Tywhon Pickford | g | 2-4 | 1-1 | 0-2 | 2 | 3 | 5 | 3 | 5 | 4 | 2 | 0 | 0 | 22 |
| 04 | AJ Green | g | 6-21 | 4-13 | 0-0 | 0 | 4 | 4 | 1 | 16 | 1 | 2 | 0 | 0 | 37 |
| 11 | Trae Berhow | g | 7-13 | 7-11 | 2-2 | 0 | 6 | 6 | 5 | 23 | 1 | 0 | 0 | 2 | 40 |
| 01 | Cole Henry | g | 2-4 | 0-0 | 0-0 | 2 | 3 | 5 | 0 | 4 | 4 | 2 | 0 | 0 | 12 |
| 13 | Bowen Born | g | 2-4 | 1-3 | 1-1 | 0 | 1 | 1 | 3 | 6 | 1 | 2 | 0 | 0 | 18 |
| 22 | Antwan Kimmons | g | 1-4 | 0-0 | 0-0 | 0 | 0 | 0 | 1 | 2 | 0 | 1 | 0 | 0 | 10 |
| 23 | Derek Krogmann | g | 0-0 | 0-0 | 0-0 | 0 | 0 | 0 | 0 | 0 | 0 | 0 | 0 | 0 | 0+ |
| 32 | Tytan Anderson | g | 0-0 | 0-0 | 0-0 | 0 | 0 | 0 | 0 | 0 | 0 | 0 | 0 | 0 | 0+ |
| 33 | Drew Daniel | g | 0-0 | 0-0 | 0-0 | 0 | 0 | 0 | 0 | 0 | 0 | 0 | 0 | 0 | 0+ |
| 34 | James Betz | g | 0-1 | 0-1 | 0-0 | 0 | 0 | 0 | 0 | 0 | 0 | 0 | 0 | 0 | 0+ |
| 35 | Noah Carter | g | 2-5 | 2-3 | 2-2 | 2 | 1 | 3 | 0 | 8 | 1 | 1 | 0 | 0 | 10 |
| Team | | | | | | 3 | 2 | 5 | | | | | | | |
| Totals | | | 27-67 | 17-37 | 9-13 | 9 | 29 | 38 | 14 | 80 | 17 | 12 | 2 | 3 | 200 |
| FG % 1st Half: 13-32 | | 40.6% | 2nd half: 14-35 | | 40.0% | Game: 27-67 | | 40.3% | | | | | | | Deadball Rebounds 2 |
| 3FG % 1st Half: 9-17 | | 52.9% | 2nd half: 8-20 | | 40.0% | Game: 17-37 | | 45.9% | | | | | | | |
| FT % 1st Half: 3-6 | | 50.0% | 2nd half: 6-7 | | 85.7% | Game: 9-13 | | 69.2% | | | | | | | |

Arkansas 93 • 3-0

| # | Player | Total | | 3-Ptr | | Rebounds | | | PF | TP | A TO Blk | | | Stl | Min |
|----------------------|-----------------|--------|-----------------|--------|--------|-------------|-----|-------|----|----|----------|----|-----|-----|-----------------------|
| | | FG-FGA | FG-FGA | FT-FTA | FT-FTA | Off | Def | Tot | | | A | TO | Blk | | |
| 10 | Jaylin Williams | f | 5-8 | 1-1 | 0-2 | 3 | 3 | 6 | 2 | 11 | 7 | 0 | 3 | 1 | 23 |
| 23 | Connor Vanover | f | 1-4 | 0-2 | 0-0 | 0 | 1 | 1 | 0 | 2 | 0 | 0 | 1 | 0 | 5 |
| 01 | JD Notae | g | 7-14 | 1-7 | 2-2 | 1 | 7 | 8 | 1 | 17 | 9 | 1 | 0 | 2 | 39 |
| 04 | Davonte Davis | g | 4-8 | 2-4 | 0-0 | 1 | 3 | 4 | 3 | 10 | 1 | 0 | 0 | 1 | 23 |
| 05 | Au'Diese Toney | g | 4-6 | 1-1 | 4-4 | 0 | 6 | 6 | 2 | 13 | 0 | 0 | 1 | 1 | 38 |
| 00 | Stanley Umude | g | 4-10 | 1-2 | 1-2 | 1 | 8 | 9 | 2 | 10 | 1 | 1 | 1 | 1 | 29 |
| 03 | Trey Wade | g | 2-3 | 0-0 | 0-0 | 0 | 0 | 0 | 4 | 4 | 1 | 1 | 0 | 0 | 12 |
| 11 | Chris Lykes | g | 8-16 | 4-7 | 6-7 | 0 | 1 | 1 | 0 | 26 | 2 | 2 | 0 | 1 | 31 |
| Team | | | | | | 1 | 3 | 4 | | | | | | | |
| Totals | | | 35-69 | 10-24 | 13-17 | 7 | 32 | 39 | 14 | 93 | 21 | 5 | 6 | 7 | 200 |
| FG % 1st Half: 17-38 | | 44.7% | 2nd half: 18-31 | | 58.1% | Game: 35-69 | | 50.7% | | | | | | | Deadball Rebounds 2.1 |
| 3FG % 1st Half: 6-16 | | 37.5% | 2nd half: 4-8 | | 50.0% | Game: 10-24 | | 41.7% | | | | | | | |
| FT % 1st Half: 0-3 | | 0.0% | 2nd half: 13-14 | | 92.9% | Game: 13-17 | | 76.5% | | | | | | | |

Officials: Wil Howard, Rob Rorke, Terry Wymmer

Technical fouls: Northern Iowa-None. Arkansas-None.

Attendance: 19200

| Score by periods | 1st | 2nd | Total |
|------------------|-----|-----|-------|
| Northern Iowa | 38 | 42 | 80 |
| Arkansas | 40 | 53 | 93 |

Last FG - UNI 2nd-03:13, ARK 2nd-01:27.

Largest lead - UNI by 6 1st-05:49, ARK by 13 2nd-00:18.

UNI led for 11:06, ARK led for 23:08. Game was tied for 05:43.

Score tied - 10 times.
Lead changed - 18 times.

| | | | | | | | | | | | | | |
|---|--|--|--|---|--|-----------|---------------------|----|----|----|-----------|--|--|
| GAME 2 | |  | |  | | 69 | Gardner-Webb | 26 | 43 | 69 | 86 |  | |
| | | | | #15/16 ARKANSAS | | | | 42 | 44 | 86 | | | |
| Nov. 13, 2021 • Fayetteville, Ark. • Bud Walton Arena | | | | | | | | | | | | | |

Gardner-Webb 69 • 0-2

| # | Player | | Total | | 3-Ptr | | Rebounds | | | PF | TP | A TO Blk Stl | | | | Min |
|----------------------|--------------------|-----|--------|-----------------|--------|-------------|----------|-------|-----------------------|----|----|--------------|-----|-----|-----|-----|
| | | | FG-FGA | FG-FGA | FT-FTA | Off | Def | Total | A | | | TO | Blk | Stl | | |
| 14 | Kareem Reid | f | 7-10 | 0-0 | 2-3 | 0 | 5 | 5 | 2 | 16 | 1 | 2 | 1 | 0 | 24 | |
| 00 | Lance Terry | g | 6-11 | 4-9 | 0-0 | 0 | 1 | 1 | 2 | 16 | 2 | 0 | 0 | 0 | 27 | |
| 02 | Jordan Sears | g | 2-7 | 1-6 | 1-2 | 1 | 4 | 5 | 4 | 6 | 3 | 3 | 0 | 0 | 32 | |
| 04 | D'Maurian Williams | g | 2-9 | 2-5 | 0-0 | 0 | 3 | 3 | 1 | 6 | 1 | 5 | 0 | 0 | 33 | |
| 15 | Zion Williams | g | 0-3 | 0-1 | 0-0 | 1 | 2 | 3 | 3 | 0 | 2 | 2 | 0 | 1 | 18 | |
| 01 | Julien Soumaoro | | 5-7 | 5-7 | 5-5 | 0 | 2 | 2 | 1 | 20 | 3 | 2 | 0 | 1 | 23 | |
| 11 | Leon Williams | | 0-0 | 0-0 | 0-0 | 0 | 0 | 0 | 1 | 0 | 0 | 0 | 0 | 0 | 1 | |
| 23 | Ademide Badmus | 1-1 | 0-0 | 0-0 | 0 | 1 | 1 | 2 | 2 | 2 | 0 | 0 | 1 | 0 | 16 | |
| 23 | Anthonny Selden | 1-5 | 1-3 | 0-1 | 0 | 4 | 4 | 3 | 3 | 3 | 1 | 1 | 1 | 1 | 26 | |
| Team | | | | | | 2 | 2 | 4 | | | | | | | | |
| Totals | | | 24-53 | 13-31 | 8-11 | 5 | 24 | 29 | 18 | 69 | 17 | 15 | 2 | 4 | 200 | |
| FG % 1st Half: 10-28 | | | 35.7% | 2nd half: 14-25 | 56.0% | Game: 24-53 | | 45.3% | Deadball Rebounds 0.1 | | | | | | | |
| 3FG % 1st Half: 3-13 | | | 23.1% | 2nd half: 10-18 | 55.6% | Game: 13-31 | | 41.9% | | | | | | | | |
| FT % 1st Half: 3-4 | | | 75.0% | 2nd half: 5-7 | 71.4% | Game: 8-11 | | 72.7% | | | | | | | | |

| | | | | | | | | | |
|--|---|--|------------------------|------------------|-----------|-----------|-----------|-----------|--|
| GAME 9 |  |  | 66 | Charlotte | 31 | 35 | 66 | 86 |  |
| | | | #10/12 ARKANSAS | | 41 | 45 | 86 | | |
| Dec. 7, 2021 • Bud Walton Arena • Fayetteville, Ark. | | | | | | | | | |

Charlotte 66 • 4-4

| # | Player | Total | | 3-Ptr | | Rebounds | | | PF | TP | A TO Blk | | | Stl | Min |
|-----------------|--------------------|--------|--------|-----------|--------|----------|-------|-------|-------|----|----------|----|-----|-----|-----|
| | | FG-FGA | FG-FGA | FT-FTA | FT-FTA | Off | Def | Tot | | | A | TO | Blk | | |
| 20 | Robert Braswell | f | 3-7 | 1-5 | 0-0 | 0 | 2 | 2 | 3 | 7 | 0 | 0 | 0 | 1 | 22 |
| 15 | Aly Khalifa | c | 3-8 | 1-3 | 2-2 | 1 | 2 | 3 | 3 | 9 | 2 | 1 | 2 | 0 | 28 |
| 00 | Clyde Trapp | e | 2-2 | 0-0 | 0-0 | 0 | 4 | 4 | 1 | 4 | 4 | 3 | 0 | 2 | 31 |
| 01 | Jahmir Young | e | 4-14 | 0-5 | 2-2 | 0 | 4 | 4 | 0 | 10 | 5 | 3 | 0 | 1 | 35 |
| 02 | Austin Butler | e | 5-10 | 2-4 | 2-2 | 2 | 4 | 6 | 4 | 14 | 1 | 3 | 0 | 1 | 35 |
| 05 | Marvin Cannon | e | 2-3 | 0-1 | 0-0 | 1 | 0 | 1 | 2 | 4 | 0 | 0 | 0 | 0 | 7 |
| 12 | Jackson Threadgill | e | 2-4 | 0-1 | 0-0 | 0 | 0 | 0 | 3 | 4 | 0 | 0 | 0 | 0 | 16 |
| 24 | Isaiah Folkles | e | 0-1 | 0-1 | 2-2 | 0 | 1 | 1 | 0 | 2 | 0 | 1 | 0 | 0 | 5 |
| 25 | Jared Garcia | e | 3-5 | 1-2 | 2-3 | 0 | 0 | 0 | 0 | 9 | 2 | 0 | 0 | 0 | 11 |
| 35 | Luka Vasic | e | 1-2 | 1-2 | 0-0 | 0 | 0 | 0 | 1 | 3 | 1 | 1 | 1 | 0 | 10 |
| | Team | | | | | 0 | 0 | 0 | | | | | | | |
| Totals | | | 25-56 | 6-24 | 10-11 | 4 | 17 | 21 | 17 | 66 | 15 | 12 | 3 | 5 | 200 |
| FG % 1st Half: | | 12-25 | 48.0% | 2nd half: | 13-31 | 41.9% | Game: | 25-56 | 44.6% | | | | | | |
| 3FG % 1st Half: | | 2-10 | 20.0% | 2nd half: | 4-14 | 28.6% | Game: | 6-24 | 25.0% | | | | | | |
| FT % 1st Half: | | 5-5 | 100.0% | 2nd half: | 5-6 | 83.3% | Game: | 10-11 | 90.9% | | | | | | |

Arkansas 86 • 9-0

| # | Player | Total | | 3-Ptr | | Rebounds | | | PF | TP | A TO Blk | | | Stl | Min |
|-----------------|-----------------|--------|--------|-----------|--------|----------|-------|-------|-------|----|----------|----|-----|-----|-----|
| | | FG-FGA | FG-FGA | FT-FTA | FT-FTA | Off | Def | Tot | | | A | TO | Blk | | |
| 10 | Jaylin Williams | f | 7-9 | 0-1 | 1-1 | 2 | 6 | 8 | 3 | 15 | 2 | 2 | 0 | 3 | 32 |
| 23 | Connor Vanover | f | 3-5 | 0-1 | 0-0 | 1 | 0 | 1 | 1 | 6 | 0 | 0 | 2 | 0 | 8 |
| 01 | JD Notae | e | 9-18 | 1-6 | 4-5 | 0 | 10 | 10 | 1 | 23 | 1 | 2 | 0 | 4 | 37 |
| 04 | Davonte Davis | e | 7-12 | 0-0 | 4-7 | 2 | 2 | 4 | 4 | 18 | 8 | 5 | 0 | 1 | 35 |
| 05 | Au'Diese Toney | e | 1-1 | 0-0 | 4-4 | 3 | 4 | 7 | 1 | 6 | 0 | 3 | 1 | 0 | 37 |
| 00 | Stanley Umude | e | 0-6 | 0-1 | 0-0 | 2 | 1 | 3 | 2 | 0 | 0 | 0 | 0 | 0 | 10 |
| 02 | Khalen Robinson | e | 1-1 | 1-1 | 0-0 | 0 | 0 | 0 | 0 | 3 | 0 | 0 | 0 | 0 | 1 |
| 03 | Trey Wade | e | 0-2 | 0-0 | 0-0 | 1 | 0 | 1 | 1 | 0 | 0 | 0 | 0 | 0 | 3 |
| 11 | Chris Lykes | e | 5-8 | 1-2 | 2-3 | 0 | 2 | 2 | 0 | 13 | 3 | 1 | 0 | 1 | 29 |
| 14 | Jaxson Robinson | e | 1-2 | 0-1 | 0-0 | 0 | 0 | 0 | 0 | 2 | 0 | 0 | 0 | 0 | 5 |
| 20 | Kamani Johnson | e | 0-0 | 0-0 | 0-0 | 0 | 0 | 0 | 0 | 0 | 0 | 0 | 0 | 0 | 3 |
| | Team | | | | | 4 | 1 | 5 | | | | | | | |
| Totals | | | 34-64 | 3-13 | 15-20 | 15 | 26 | 41 | 13 | 86 | 14 | 13 | 3 | 9 | 200 |
| FG % 1st Half: | | 17-38 | 44.7% | 2nd half: | 17-26 | 65.4% | Game: | 34-64 | 53.1% | | | | | | |
| 3FG % 1st Half: | | 2-7 | 28.6% | 2nd half: | 1-6 | 16.7% | Game: | 3-13 | 23.1% | | | | | | |
| FT % 1st Half: | | 5-8 | 62.5% | 2nd half: | 10-12 | 83.3% | Game: | 15-20 | 75.0% | | | | | | |

Officials: Robert Felder, Olandis Poole, Joe Lindsey
Technical fouls: Charlotte-None, Arkansas-None.
Attendance: 19200

| Score by periods | 1st | 2nd | Total |
|------------------|-----|-----|-------|
| Charlotte | 31 | 35 | 66 |
| Arkansas | 41 | 45 | 86 |

Last FG - CLT 2nd-00:51, ARK 2nd-00:36.

Largest lead - CLT by 3 1st-18:48, ARK by 20 2nd-00:36.

CLT led for 04:05. ARK led for 34:12. Game was tied for 01:43.

Score tied - 2 times.
Lead changed - 5 times.

| | | | | | | | | |
|--------------------------------|---|---|---------|----|----|----|-----------|---|
| GAME 11 NO TV |  | 89 | Hofstra | 40 | 49 | 89 | 81 |  |
| | | #19/24 ARKANSAS | 32 | 49 | 81 | | | |
| | | Dec. 18, 2021 • Simmons Bank Arena • N. Little Rock, Ark. | | | | | | |

Hofstra 89 • 7-5

| # | Player | Total | | 3-Ptr | | Rebounds | | | PF | TP | A TO Blk | | | Stl | Min |
|-----------------|-------------------|--------|--------|-----------|--------|----------|-------|-------|-------|----|----------|----|-----|-----|-----|
| | | FG-FGA | FG-FGA | FT-FTA | FT-FTA | Off | Def | Tot | | | A | TO | Blk | | |
| 35 | Abayomi Iyola | f | 7-11 | 0-0 | 4-6 | 4 | 10 | 14 | 3 | 18 | 1 | 2 | 0 | 1 | 29 |
| 00 | Darlinstone Dubar | e | 5-13 | 1-4 | 0-0 | 0 | 5 | 5 | 0 | 11 | 2 | 1 | 0 | 5 | 40 |
| 04 | Aaron Estrada | e | 7-12 | 0-2 | 8-8 | 3 | 7 | 10 | 1 | 22 | 8 | 2 | 0 | 0 | 34 |
| 15 | Omar Silverio | e | 2-9 | 1-5 | 2-3 | 0 | 5 | 5 | 2 | 7 | 2 | 1 | 0 | 1 | 33 |
| 20 | Jalen Ray | e | 7-13 | 4-8 | 4-4 | 0 | 1 | 1 | 2 | 22 | 2 | 1 | 0 | 1 | 31 |
| 01 | Caleb Burgess | e | 1-1 | 1-1 | 0-0 | 0 | 0 | 0 | 0 | 3 | 0 | 1 | 0 | 1 | 5 |
| 11 | Jaquan Carlos | e | 1-4 | 0-2 | 2-2 | 0 | 3 | 3 | 0 | 4 | 2 | 3 | 0 | 0 | 17 |
| 23 | Kvonn Cramer | e | 1-2 | 0-0 | 0-0 | 0 | 1 | 1 | 1 | 2 | 0 | 0 | 0 | 0 | 11 |
| | Team | | | | | 1 | 0 | 1 | | | | | | | |
| Totals | | | 31-65 | 7-22 | 20-23 | 8 | 32 | 40 | 9 | 89 | 17 | 11 | 0 | 9 | 200 |
| FG % 1st Half: | | 14-33 | 42.4% | 2nd half: | 17-32 | 53.1% | Game: | 31-65 | 47.7% | | | | | | |
| 3FG % 1st Half: | | 5-14 | 35.7% | 2nd half: | 2-8 | 25.0% | Game: | 7-22 | 31.8% | | | | | | |
| FT % 1st Half: | | 7-8 | 87.5% | 2nd half: | 13-15 | 86.7% | Game: | 20-23 | 87.0% | | | | | | |

Arkansas 81 • 9-2

| # | Player | Total | | 3-Ptr | | Rebounds | | | PF | TP | A TO Blk | | | Stl | Min |
|-----------------|-----------------|--------|--------|-----------|--------|----------|-------|-------|-------|----|----------|----|-----|-----|-----|
| | | FG-FGA | FG-FGA | FT-FTA | FT-FTA | Off | Def | Tot | | | A | TO | Blk | | |
| 10 | Jaylin Williams | f | 3-5 | 0-0 | 0-1 | 1 | 7 | 8 | 1 | 6 | 3 | 2 | 2 | 0 | 26 |
| 00 | Stanley Umude | e | 3-9 | 0-4 | 0-0 | 0 | 5 | 5 | 0 | 6 | 3 | 2 | 2 | 0 | 29 |
| 02 | Khalen Robinson | e | 1-3 | 1-3 | 0-0 | 0 | 0 | 0 | 2 | 3 | 4 | 0 | 0 | 0 | 3 |
| 04 | Davonte Davis | e | 3-11 | 0-1 | 3-3 | 1 | 3 | 4 | 5 | 9 | 4 | 1 | 0 | 1 | 30 |
| 05 | Au'Diese Toney | e | 3-6 | 0-1 | 3-4 | 3 | 4 | 7 | 2 | 9 | 0 | 2 | 1 | 1 | 37 |
| 01 | JD Notae | e | 8-16 | 4-9 | 0-0 | 0 | 6 | 6 | 5 | 20 | 2 | 6 | 0 | 2 | 33 |
| 03 | Trey Wade | e | 0-0 | 0-0 | 0-0 | 0 | 1 | 1 | 0 | 0 | 0 | 0 | 0 | 0 | 10 |
| 11 | Chris Lykes | e | 5-11 | 4-9 | 5-5 | 0 | 0 | 0 | 5 | 19 | 0 | 2 | 0 | 3 | 25 |
| 14 | Jaxson Robinson | e | 3-4 | 3-4 | 0-0 | 0 | 0 | 0 | 0 | 9 | 1 | 0 | 0 | 0 | 7 |
| | Team | | | | | 1 | 1 | 2 | | | | | | | |
| Totals | | | 29-65 | 12-31 | 11-13 | 6 | 27 | 33 | 20 | 81 | 17 | 15 | 5 | 7 | 200 |
| FG % 1st Half: | | 11-31 | 35.5% | 2nd half: | 18-34 | 52.9% | Game: | 29-65 | 44.6% | | | | | | |
| 3FG % 1st Half: | | 3-14 | 21.4% | 2nd half: | 9-17 | 52.9% | Game: | 12-31 | 38.7% | | | | | | |
| FT % 1st Half: | | 7-9 | 77.8% | 2nd half: | 4-4 | 100.0% | Game: | 11-13 | 84.6% | | | | | | |

Officials: Robert Felder, John Hampton, Rob Rorke
Technical fouls: Hofstra-None, Arkansas-None.
Attendance: 14685

| Score by periods | 1st | 2nd | Total |
|------------------|-----|-----|-------|
| Hofstra | 40 | 49 | 89 |
| Arkansas | 32 | 49 | 81 |

Last FG - HOF 2nd-00:32, ARK 2nd-00:08.

Largest lead - HOF by 14 2nd-08:26, ARK by 3 1st-13:42.

HOF led for 35:46. ARK led for 00:43. Game was tied for 03:31.

Score tied - 4 times.
Lead changed - 4 times.

| | | | | | | | | |
|---|---|-----------|------------------------|-----------|-----------|-----------|-----------|--|
| GAME 10 |  | 66 | #10/12 ARKANSAS | 33 | 33 | 66 | 88 |  |
| ESPN 2 | | | RV/RV Oklahoma | | 39 | 49 | 88 | |
| Dec. 11, 2021 • Tulsa, Okla. • BOK Center | | | | | | | | |

Arkansas 66 • 9-1

| # | Player | Total | | 3-Ptr | | Rebounds | | | PF | TP | A TO Blk | | | Stl | Min |
|-----------------|-----------------|--------|--------|-----------|--------|----------|-------|-------|-------|----|----------|----|-----|-----|-----|
| | | FG-FGA | FG-FGA | FT-FTA | FT-FTA | Off | Def | Tot | | | A | TO | Blk | | |
| 10 | Jaylin Williams | f | 2-6 | 1-2 | 2-3 | 3 | 4 | 7 | 3 | 7 | 1 | 4 | 1 | 0 | 27 |
| 23 | Connor Vanover | f | 0-1 | 0-1 | 0-0 | 0 | 1 | 1 | 0 | 0 | 0 | 0 | 1 | 0 | 4 |
| 01 | JD Notae | e | 3-14 | 2-7 | 5-5 | 0 | 3 | 3 | 4 | 13 | 3 | 1 | 1 | 2 | 39 |
| 04 | Davonte Davis | e | 9-21 | 4-8 | 4-4 | 0 | 5 | 5 | 3 | 26 | 3 | 1 | 0 | 0 | 39 |
| 05 | Au'Diese Toney | e | 2-4 | 0-0 | 2-2 | 2 | 3 | 5 | 1 | 6 | 1 | 2 | 0 | 2 | 35 |
| 00 | Stanley Umude | e | 3-7 | 0-3 | 2-2 | 3 | 1 | 4 | 4 | 8 | 0 | 3 | 0 | 1 | 26 |
| 02 | Khalen Robinson | e | 0-0 | 0-0 | 0-0 | 0 | 0 | 0 | 0 | 0 | 0 | 0 | 0 | 0 | 0+ |
| 03 | Trey Wade | e | 0-0 | 0-0 | 0-0 | 0 | 0 | 0 | 0 | 0 | 0 | 0 | 0 | 0 | 0+ |
| 11 | Chris Lykes | e | 2-8 | 0-3 | 2-2 | 0 | 1 | 1 | 3 | 6 | 2 | 1 | 0 | 1 | 30 |
| | Team | | | | | 1 | 2 | 3 | | | | | | | |
| Totals | | | 21-61 | 7-24 | 17-18 | 9 | 20 | 29 | 18 | 66 | 10 | 14 | 3 | 6 | 200 |
| FG % 1st Half: | | 12-28 | 42.9% | 2nd half: | 9-33 | 27.3% | Game: | 21-61 | 34.4% | | | | | | |
| 3FG % 1st Half: | | 4-11 | 36.4% | 2nd half: | 3-13 | 23.1% | Game: | 7-24 | 29.2% | | | | | | |
| FT % 1st Half: | | 5-5 | 100.0% | 2nd half: | 12-13 | 92.3% | Game: | 17-18 | 94.4% | | | | | | |

| | | | | |
|--|---|--------------------------------|---|---|
| GAME 13 |  | 68 --RV ARKANSAS | 31 37 68 81 |  |
| Dec. 29, 2021 • Starkville, Miss. • Humphrey Coliseum | | | | |

Arkansas 68 • 10-3,0-1 SEC

| # | Player | Total | | 3-Ptr | | Rebounds | | | PF | TP | A | TO | Blk | Stl | Min |
|-----------------|-----------------|--------|--------|-----------|--------|----------|-------|-------|-------|-------------------|----|----|-----|-----|-----|
| | | FG-FGA | FT-FTA | FG-FGA | FT-FTA | Off | Def | Tot | | | | | | | |
| 03 | Trey Wade | f | 1-2 | 1-1 | 0-0 | 0 | 0 | 0 | 2 | 3 | 1 | 1 | 0 | 0 | 22 |
| 10 | Jaylin Williams | f | 4-10 | 0-3 | 1-2 | 2 | 5 | 7 | 2 | 9 | 6 | 2 | 3 | 0 | 36 |
| 04 | Davonte Davis | f | 7-12 | 1-4 | 0-1 | 0 | 5 | 5 | 4 | 15 | 4 | 2 | 0 | 2 | 26 |
| 11 | Chris Lykes | g | 3-9 | 1-4 | 3-3 | 0 | 0 | 0 | 2 | 10 | 2 | 4 | 0 | 1 | 24 |
| 14 | Jaxson Robinson | g | 2-7 | 2-7 | 0-0 | 1 | 6 | 7 | 3 | 6 | 1 | 2 | 0 | 0 | 31 |
| 00 | Stanley Umude | g | 7-12 | 2-4 | 3-4 | 1 | 2 | 3 | 3 | 19 | 0 | 1 | 1 | 2 | 26 |
| 02 | Khalen Robinson | g | 0-3 | 0-3 | 0-0 | 1 | 0 | 1 | 2 | 0 | 1 | 1 | 0 | 0 | 11 |
| 05 | Au'Diese Toney | g | 1-3 | 1-1 | 3-4 | 1 | 0 | 1 | 2 | 6 | 0 | 2 | 0 | 0 | 18 |
| 23 | Connor Vanover | g | 0-1 | 0-0 | 0-0 | 1 | 0 | 1 | 0 | 0 | 0 | 1 | 0 | 0 | 6 |
| Team | | | | | | 4 | 2 | 6 | | | 1 | | | | |
| Totals | | 25-59 | 8-27 | 10-14 | 11 | 20 | 31 | 20 | 68 | 15 | 17 | 4 | 5 | 200 | |
| FG % 1st Half: | | 11-28 | 39.3% | 2nd half: | 14-31 | 45.2% | Game: | 25-59 | 42.4% | Deadball Rebounds | | | | | |
| 3FG % 1st Half: | | 5-13 | 38.5% | 2nd half: | 3-14 | 21.4% | Game: | 8-27 | 29.6% | | | | | | |
| FT % 1st Half: | | 4-5 | 80.0% | 2nd half: | 6-9 | 66.7% | Game: | 10-14 | 71.4% | | | | | | |

Mississippi State 81 • 10-3,1-0 SEC

| # | Player | Total | | 3-Ptr | | Rebounds | | | PF | TP | A | TO | Blk | Stl | Min |
|-----------------|------------------|--------|--------|-----------|--------|----------|-------|-------|-------|-------------------|----|----|-----|-----|-----|
| | | FG-FGA | FT-FTA | FG-FGA | FT-FTA | Off | Def | Tot | | | | | | | |
| 10 | Garrison Brooks | f | 0-6 | 0-2 | 2-2 | 3 | 7 | 10 | 1 | 2 | 1 | 0 | 0 | 1 | 28 |
| 13 | D.J. Jeffries | f | 4-12 | 1-5 | 1-3 | 0 | 3 | 3 | 1 | 10 | 2 | 0 | 1 | 0 | 29 |
| 35 | Tolu Smith | f | 5-8 | 0-0 | 8-10 | 4 | 2 | 6 | 1 | 18 | 0 | 2 | 0 | 5 | 26 |
| 01 | Iverson Molinar | g | 5-10 | 0-2 | 6-8 | 1 | 3 | 4 | 3 | 16 | 5 | 4 | 1 | 0 | 33 |
| 03 | Shakeel Moore | g | 5-8 | 3-4 | 2-2 | 0 | 2 | 2 | 3 | 15 | 5 | 2 | 0 | 4 | 34 |
| 00 | Rocket Watts | g | 3-4 | 0-1 | 1-1 | 0 | 0 | 0 | 1 | 7 | 0 | 0 | 0 | 0 | 8 |
| 02 | Javian Davis | g | 2-5 | 0-0 | 2-2 | 5 | 3 | 8 | 1 | 6 | 0 | 1 | 0 | 0 | 14 |
| 04 | Cameron Matthews | g | 0-0 | 0-0 | 0-0 | 0 | 1 | 1 | 1 | 0 | 1 | 0 | 0 | 0 | 12 |
| 05 | Cam Carter | g | 0-3 | 0-2 | 0-0 | 0 | 1 | 1 | 0 | 0 | 1 | 1 | 0 | 1 | 5 |
| 11 | Andersson Garcia | g | 3-3 | 1-1 | 0-0 | 1 | 0 | 1 | 0 | 7 | 0 | 1 | 1 | 1 | 11 |
| Team | | | | | | 1 | 2 | 3 | | | 1 | | | | |
| Totals | | 27-59 | 5-17 | 22-28 | 15 | 24 | 39 | 12 | 81 | 15 | 12 | 3 | 12 | 200 | |
| FG % 1st Half: | | 12-29 | 41.4% | 2nd half: | 15-30 | 50.0% | Game: | 27-59 | 45.8% | Deadball Rebounds | | | | | |
| 3FG % 1st Half: | | 2-9 | 22.2% | 2nd half: | 3-8 | 37.5% | Game: | 5-17 | 29.4% | | | | | | |
| FT % 1st Half: | | 7-9 | 77.8% | 2nd half: | 15-19 | 78.9% | Game: | 22-28 | 78.6% | | | | | | |

Officials: Rob Rorke,Tony Greene,Doug Shows
 Technical fouls: Arkansas-None, Mississippi State-None.
 Attendance: 6629

| Score by periods | 1st | 2nd | Total |
|-------------------|-----|-----|-------|
| Arkansas | 31 | 37 | 68 |
| Mississippi State | 33 | 48 | 81 |

Last FG - ARK 2nd-00:18, MSU 2nd-03:14.
 Largest lead - ARK by 5 1st-12:12, MSU by 16 2nd-04:57.
 ARK led for 05:52, MSU led for 28:15, Game was tied for 05:53.

Score tied - 7 times.
 Lead changed - 6 times.

| | | | | |
|---|---|--------------------------------|---|---|
| GAME 15 |  | 81 --RV ARKANSAS | 35 46 81 86 |  |
| Jan. 8, 2022 • Bryan-College Station, Texas • Reed Arena | | | | |

Arkansas 81 • 10-5,0-3 SEC

| # | Player | Total | | 3-Ptr | | Rebounds | | | PF | TP | A | TO | Blk | Stl | Min |
|-----------------|-----------------|--------|--------|-----------|--------|----------|-------|-------|-------|-------------------|----|----|-----|-----|-----|
| | | FG-FGA | FT-FTA | FG-FGA | FT-FTA | Off | Def | Tot | | | | | | | |
| 10 | Jaylin Williams | f | 5-8 | 0-1 | 0-0 | 1 | 10 | 11 | 2 | 10 | 2 | 4 | 2 | 1 | 30 |
| 00 | Stanley Umude | g | 4-8 | 1-3 | 1-2 | 1 | 2 | 3 | 5 | 10 | 1 | 1 | 1 | 0 | 23 |
| 01 | JD Notae | g | 11-23 | 5-8 | 4-7 | 2 | 3 | 5 | 2 | 31 | 3 | 5 | 0 | 2 | 38 |
| 05 | Au'Diese Toney | g | 4-11 | 0-0 | 1-2 | 4 | 2 | 6 | 4 | 9 | 0 | 1 | 0 | 0 | 29 |
| 14 | Jaxson Robinson | g | 0-2 | 0-1 | 0-0 | 1 | 0 | 1 | 0 | 0 | 0 | 1 | 1 | 0 | 9 |
| 02 | Khalen Robinson | g | 0-0 | 0-0 | 0-0 | 0 | 0 | 0 | 1 | 0 | 0 | 0 | 0 | 0 | 1 |
| 03 | Trey Wade | g | 0-0 | 0-0 | 0-0 | 1 | 0 | 1 | 0 | 0 | 0 | 1 | 0 | 0 | 4 |
| 04 | Davonte Davis | g | 2-10 | 0-4 | 9-10 | 4 | 3 | 7 | 3 | 13 | 7 | 4 | 0 | 1 | 37 |
| 11 | Chris Lykes | g | 0-3 | 0-2 | 1-2 | 0 | 0 | 0 | 2 | 1 | 2 | 1 | 0 | 0 | 10 |
| 20 | Kamani Johnson | g | 1-1 | 0-0 | 5-6 | 4 | 4 | 8 | 4 | 7 | 1 | 0 | 1 | 1 | 19 |
| Team | | | | | | 2 | 2 | 4 | | | | | | | |
| Totals | | 27-66 | 6-19 | 21-29 | 20 | 26 | 46 | 23 | 81 | 16 | 18 | 5 | 5 | 200 | |
| FG % 1st Half: | | 14-33 | 42.4% | 2nd half: | 13-33 | 39.4% | Game: | 27-66 | 40.9% | Deadball Rebounds | | | | | |
| 3FG % 1st Half: | | 3-12 | 25.0% | 2nd half: | 3-7 | 42.9% | Game: | 6-19 | 31.6% | | | | | | |
| FT % 1st Half: | | 4-8 | 50.0% | 2nd half: | 17-21 | 81.0% | Game: | 21-29 | 72.4% | | | | | | |

Texas A&M 86 • 13-2,2-0 SEC

| # | Player | Total | | 3-Ptr | | Rebounds | | | PF | TP | A | TO | Blk | Stl | Min |
|-----------------|-------------------|--------|--------|-----------|--------|----------|-------|-------|-------|-------------------|----|----|-----|-----|-----|
| | | FG-FGA | FT-FTA | FG-FGA | FT-FTA | Off | Def | Tot | | | | | | | |
| 10 | Ethan Henderson | f | 2-4 | 0-0 | 0-0 | 1 | 1 | 2 | 5 | 4 | 0 | 0 | 1 | 0 | 17 |
| 15 | Henry Coleman III | f | 5-6 | 0-0 | 4-6 | 2 | 7 | 9 | 2 | 14 | 1 | 1 | 1 | 1 | 26 |
| 01 | Marcus Williams | g | 2-11 | 1-5 | 4-6 | 0 | 3 | 3 | 4 | 9 | 3 | 4 | 1 | 2 | 32 |
| 20 | Andre Gordon | g | 5-5 | 2-2 | 1-2 | 0 | 1 | 1 | 2 | 13 | 4 | 2 | 2 | 1 | 31 |
| 23 | Tyrece Radford | g | 5-7 | 2-4 | 0-1 | 1 | 4 | 5 | 5 | 12 | 2 | 3 | 1 | 1 | 32 |
| 00 | Aaron Cash | g | 0-0 | 0-0 | 0-0 | 0 | 0 | 0 | 3 | 0 | 0 | 0 | 0 | 0 | 3 |
| 03 | Quenton Jackson | g | 6-10 | 1-4 | 3-4 | 1 | 4 | 5 | 4 | 16 | 3 | 2 | 0 | 2 | 23 |
| 04 | Wade Taylor IV | g | 4-10 | 2-4 | 1-4 | 0 | 3 | 3 | 1 | 11 | 2 | 0 | 1 | 3 | 19 |
| 05 | Hassan Diarra | g | 1-1 | 0-0 | 2-2 | 0 | 0 | 0 | 1 | 4 | 0 | 1 | 0 | 0 | 4 |
| 31 | Javonte Brown | g | 1-1 | 0-0 | 1-5 | 0 | 3 | 3 | 1 | 3 | 1 | 0 | 1 | 0 | 10 |
| 35 | Manny Obaseki | g | 0-0 | 0-0 | 0-0 | 0 | 0 | 0 | 0 | 0 | 0 | 0 | 1 | 0 | 3 |
| Team | | | | | | 1 | 0 | 1 | | | | | | | |
| Totals | | 31-55 | 8-19 | 16-30 | 6 | 26 | 32 | 28 | 86 | 16 | 13 | 9 | 10 | 200 | |
| FG % 1st Half: | | 14-27 | 51.9% | 2nd half: | 17-28 | 60.7% | Game: | 31-55 | 56.4% | Deadball Rebounds | | | | | |
| 3FG % 1st Half: | | 3-9 | 33.3% | 2nd half: | 5-10 | 50.0% | Game: | 8-19 | 42.1% | | | | | | |
| FT % 1st Half: | | 6-14 | 42.9% | 2nd half: | 10-16 | 62.5% | Game: | 16-30 | 53.3% | | | | | | |

Officials: Vladimir Voyard-Tadal,Chuck Jones,Terry Wymer
 Technical fouls: Arkansas-None, Texas A&M-None.
 Attendance: 7967

| Score by periods | 1st | 2nd | Total |
|------------------|-----|-----|-------|
| Arkansas | 35 | 46 | 81 |
| Texas A&M | 37 | 49 | 86 |

Last FG - ARK 2nd-01:08, TA&M 2nd-00:34.
 Largest lead - ARK by 11 1st-13:33, TA&M by 17 2nd-11:01.
 ARK led for 13:23, TA&M led for 25:35, Game was tied for 01:02.

Score tied - 3 times.
 Lead changed - 3 times.

| | | | | |
|---|--|--------------------------------|---|---|
| GAME 14 |  | 75 --RV ARKANSAS | 35 40 75 74 |  |
| Jan. 4, 2022 • Bud Walton Arena • Fayetteville, Ark. | | | | |

Vanderbilt 75 • 9-4,1-0 SEC

| # | Player | Total | | 3-Ptr | | Rebounds | | | PF | TP | A | TO | Blk | Stl | Min |
|----------------|----------------------|--------|--------|-----------|--------|----------|-------|-------|-------|-------------------|----|----|-----|-----|-----|
| | | FG-FGA | FT-FTA | FG-FGA | FT-FTA | Off | Def | Tot | | | | | | | |
| 10 | Myles Stute | f | 3-9 | 2-8 | 0-0 | 2 | 4 | 6 | 4 | 8 | 0 | 1 | 1 | 1 | 31 |
| 42 | Quentin Millora-Brow | f | 0-0 | 0-0 | 0-0 | 1 | 5 | 6 | 2 | 0 | 1 | 0 | 0 | 2 | 25 |
| 02 | Scotty Pippen Jr. | g | 6-11 | 1-2 | 9-12 | 1 | 2 | 3 | 5 | 22 | 3 | 7 | 0 | 0 | 34 |
| 03 | Rodney Chatman | g | 3-5 | 2-3 | 3-4 | 1 | 2 | 3 | 4 | 11 | 2 | 2 | 0 | 2 | 25 |
| 04 | Jordan Wright | g | 3-11 | 0-3 | 6-6 | 2 | 4 | 6 | 5 | 12 | 4 | 3 | 0 | 2 | 28 |
| 00 | Tyrin Lawrence | g | 2-5 | 0-1 | 1-4 | 0 | 5 | 5 | 2 | 5 | 2 | 0 | 0 | 0 | 15 |
| 12 | Trey Thomas | g | 5-9 | 5-7 | 0-0 | 0 | 1 | 1 | 2 | 15 | 1 | 2 | 0 | 0 | 25 |
| 15 | Terren Frank | g | 1-2 | 0-1 | 0-0 | 0 | 2 | 2 | 2 | 2 | 0 | 2 | 0 | 0 | 17 |
| Team | | | | | | 1 | 2 | 3 | | | | | | | |
| Totals | | 23-52 | 10-25 | 19-26 | 8 | 27 | 35 | 26 | 75 | 13 | 17 | 1 | 7 | 200 | |
| FG % 1st Half: | | 12-27 | 44.4% | 2nd half: | 11-25 | 44.0% | Game: | 23-52 | 44.2% | Deadball Rebounds | | | | | |

| | | | | | | |
|--|---|---|--|--|---------------------|----------------------|
| GAME 17 |  |  | 65 ARKANSAS #12/12 LSU | 31 34 33 25 | 65 58 | 58 LSU |
| Jan. 15, 2022 • Baton Rouge, La. • Maravich Center | | | | | | |

Arkansas 65 • 12-5,2-3 SEC

| # | Player | Total | | 3-Ptr | | Rebounds | | | PF | TP | | | | | Min |
|----------------------|-----------------|--------|-----------------|--------|-------------|----------|-------------------|-----|----|----|----|-----|-----|-----|-----|
| | | FG-FGA | FT-FTA | FG-FGA | FT-FTA | Off | Def | Tot | | | A | TO | Blk | Stl | |
| 03 | Trey Wade | f 1-2 | 0-0 | 0-0 | 2 0 2 | 1 | 2 | 0 | 0 | 1 | 20 | | | | |
| 10 | Jaylin Williams | f 4-7 | 1-2 | 2-2 | 1 12 13 | 3 | 11 | 1 | 0 | 1 | 3 | 34 | | | |
| 00 | Stanley Umude | g 2-4 | 1-2 | 3-4 | 1 5 6 | 2 | 8 | 0 | 3 | 0 | 0 | 24 | | | |
| 01 | JD Notae | g 7-13 | 2-6 | 3-4 | 1 2 3 | 4 | 19 | 4 | 3 | 0 | 1 | 27 | | | |
| 05 | Au'Diese Toney | g 4-8 | 0-1 | 4-6 | 2 2 4 | 1 | 12 | 0 | 4 | 1 | 1 | 39 | | | |
| 02 | Khalen Robinson | 0-0 | 0-0 | 0-0 | 0 0 0 | 0 | 0 | 0 | 1 | 0 | 0 | 1 | | | |
| 04 | Davonte Davis | 3-9 | 1-3 | 0-0 | 4 4 8 | 3 | 7 | 3 | 5 | 0 | 1 | 33 | | | |
| 11 | Chris Lykes | 2-11 | 0-3 | 2-2 | 0 1 1 | 4 | 6 | 0 | 1 | 0 | 0 | 21 | | | |
| 23 | Connor Vanover | 0-1 | 0-0 | 0-0 | 0 0 0 | 0 | 0 | 0 | 0 | 0 | 0 | 1 | | | |
| Team | | | | | 2 2 4 | | | 2 | | | | | | | |
| Totals | | 23-55 | 5-17 | 14-18 | 13 28 41 | 18 | 65 | 8 | 19 | 2 | 7 | 200 | | | |
| FG % 1st Half: 11-27 | | 40.7% | 2nd half: 12-28 | 42.9% | Game: 23-55 | 41.8% | Deadball Rebounds | | | | | | | | |
| 3FG % 1st Half: 0-8 | | 0.0% | 2nd half: 5-9 | 55.6% | Game: 5-17 | 29.4% | 2 | | | | | | | | |
| FT % 1st Half: 9-10 | | 90.0% | 2nd half: 5-8 | 62.5% | Game: 14-18 | 77.8% | | | | | | | | | |

LSU 58 • 15-2,3-2 SEC

| # | Player | | Total | | 3-Ptr | | Rebounds | | | PF | TP | A | TO | Blk | Stl | Min |
|----------------------|------------------|---|--------|----------------|--------|-------------|----------|-----|-------|-------------------|----|----|----|-----|-----|-----|
| | | | FG-FGA | FT-FTA | FG-FGA | FT-FTA | Off | Def | Tot | | | | | | | |
| 04 | Darius Days | f | 1-8 | 0-3 | 1-2 | 1 | 3 | 4 | 5 | 3 | 2 | 2 | 1 | 3 | 30 | |
| 05 | Mwani Wilkinson | f | 0-1 | 0-0 | 2-2 | 0 | 1 | 1 | 1 | 2 | 0 | 1 | 2 | 1 | 25 | |
| 15 | Efton Reid | c | 3-6 | 1-2 | 0-0 | 0 | 2 | 2 | 2 | 7 | 0 | 2 | 0 | 0 | 15 | |
| 00 | Brandon Murray | g | 1-5 | 0-3 | 0-0 | 0 | 1 | 1 | 5 | 2 | 2 | 3 | 0 | 0 | 20 | |
| 02 | Eric Gaines | g | 6-14 | 1-4 | 1-4 | 3 | 3 | 6 | 3 | 14 | 4 | 4 | 0 | 4 | 36 | |
| 03 | Alex Fudge | | 5-6 | 2-2 | 1-2 | 1 | 3 | 4 | 1 | 13 | 0 | 0 | 1 | 2 | 23 | |
| 11 | Justice Williams | | 1-5 | 0-1 | 2-2 | 0 | 2 | 2 | 2 | 4 | 1 | 0 | 0 | 1 | 17 | |
| 13 | Tari Eason | | 4-8 | 1-3 | 4-5 | 2 | 2 | 4 | 2 | 13 | 2 | 3 | 0 | 3 | 26 | |
| 24 | Shareef O'Neal | | 0-2 | 0-1 | 0-0 | 0 | 3 | 3 | 0 | 0 | 0 | 1 | 0 | 0 | 8 | |
| Team | | | | | | 4 | 0 | 4 | | | | | | | | |
| Totals | | | 21-55 | 5-19 | 11-17 | 11 | 20 | 31 | 21 | 58 | 11 | 16 | 4 | 14 | 200 | |
| FG % 1st Half: 13-30 | | | 43.3% | 2nd half: 8-25 | 32.0% | Game: 21-55 | | | 38.2% | Deadball Rebounds | | | | | | |
| 3FG % 1st Half: 3-10 | | | 30.0% | 2nd half: 2-9 | 22.2% | Game: 5-19 | | | 26.3% | 1.1 | | | | | | |
| FT % 1st Half: 4-6 | | | 66.7% | 2nd half: 7-11 | 63.6% | Game: 11-17 | | | 64.7% | | | | | | | |

Officials: Rob Rorke,Mike Nance,Tony Greene

Technical fouls: Arkansas-None. LSU-None.

Attendance: 12734

| Score by periods | 1st | 2nd | Total |
|------------------|-----|-----|-------|
| Arkansas | 31 | 34 | 65 |
| LSU | 33 | 25 | 58 |

| Points | In Paint | Off T/O | 2nd Chance | Fast Break | Bench |
|--------|----------|---------|------------|------------|-------|
| Ark | 30 | 20 | 13 | 10 | 13 |
| LSU | 28 | 13 | 10 | 5 | 30 |

Last FG - ARK 2nd-00:22, LSU 2nd-02:16.

Largest lead - ARK by 7 2nd-00:11, LSU by 8 2nd-09:01.

ARK led for 06:48. LSU led for 28:32. Game was tied for 04:40.

Score tied - 9 times.
Lead changed - 7 times.

| | | | | | |
|---|---|---|---|---|---|
| GAME 19 |  |  | 73 RV/RV Texas A&M ARKANSAS | 29 35 9 73 33 31 12 76 | 76  |
| Jan. 22, 2022 • Bud Walton Arena • Fayetteville, Ark. | | | | | |

Texas A&M 73 • 15-4,4-2 SEC

| # | Player | | Total | | 3-Ptr | | Rebounds | | | PF | TP | A | TO | Blk | Stl | Min |
|-----------------|-------------------|---|--------|--------|-----------|--------|----------|-----|-----|--------|-------|-------|-------|-------------------|-----|-----|
| | | | FG-FGA | FT-FTA | FG-FGA | FT-FTA | Off | Def | Tot | | | | | | | |
| 10 | Ethan Henderson | f | 1-2 | 0-0 | 0-0 | 2 | 3 | 5 | 3 | 2 | 1 | 0 | 1 | 0 | 18 | |
| 15 | Henry Coleman III | f | 2-5 | 0-0 | 2-2 | 1 | 4 | 5 | 3 | 6 | 0 | 0 | 1 | 1 | 19 | |
| 01 | Marcus Williams | g | 3-10 | 1-5 | 2-2 | 1 | 4 | 5 | 4 | 9 | 3 | 8 | 1 | 1 | 30 | |
| 20 | Andre Gordon | g | 0-2 | 0-1 | 0-0 | 0 | 1 | 1 | 0 | 0 | 0 | 1 | 0 | 0 | 14 | |
| 23 | Tyrece Radford | g | 3-11 | 1-6 | 2-2 | 4 | 7 | 11 | 1 | 9 | 2 | 0 | 2 | 2 | 37 | |
| 00 | Aaron Cash | | 1-3 | 0-0 | 2-2 | 0 | 1 | 1 | 1 | 4 | 0 | 0 | 0 | 3 | 21 | |
| 02 | Hayden Hefner | | 0-0 | 0-0 | 0-0 | 0 | 0 | 0 | 0 | 0 | 0 | 0 | 0 | 0 | 8 | |
| 03 | Quenton Jackson | | 3-9 | 0-3 | 7-7 | 0 | 1 | 1 | 5 | 13 | 1 | 2 | 4 | 1 | 28 | |
| 04 | Wade Taylor IV | | 8-14 | 5-8 | 4-5 | 0 | 1 | 1 | 2 | 25 | 2 | 4 | 0 | 2 | 27 | |
| 05 | Hassan Diarra | | 2-4 | 1-1 | 0-0 | 0 | 2 | 2 | 4 | 5 | 0 | 4 | 0 | 1 | 14 | |
| 31 | Javonte Brown | | 0-0 | 0-0 | 0-0 | 0 | 0 | 0 | 0 | 0 | 1 | 0 | 0 | 0 | 2 | |
| 35 | Manny Obaseki | | 0-2 | 0-2 | 0-0 | 0 | 1 | 1 | 0 | 0 | 0 | 0 | 0 | 0 | 7 | |
| Team | | | | | | 4 | 3 | 7 | | | | | | | | |
| Totals | | | | 23-62 | 8-26 | 19-20 | 12 | 28 | 40 | 23 | 73 | 10 | 19 | 9 | 11 | 225 |
| FG % 1st Half: | | | 9-27 | 33.3% | 2nd half: | 11-28 | 39.3% | OT: | 3-7 | 42.9% | Game: | 23-62 | 37.1% | Deadball Rebounds | | |
| 3FG % 1st Half: | | | 3-11 | 27.3% | 2nd half: | 4-12 | 33.3% | OT: | 1-3 | 33.3% | Game: | 8-26 | 30.8% | 0.1 | | |
| FT % 1st Half: | | | 8-9 | 88.9% | 2nd half: | 9-9 | 100.0% | OT: | 2-2 | 100.0% | Game: | 19-20 | 95.0% | | | |

Arkansas 76 • 14-5,4-3 SEC

| # | Player | | Total | | 3-Ptr | | Rebounds | | | PF | TP | A | TO | Blk | Stl | Min |
|----------------------|-----------------|---|--------|-----------------|--------|---------|----------|-------------|-------|-------------------|----|----|----|-----|-----|-----|
| | | | FG-FGA | FT-FTA | FG-FGA | FT-FTA | Off | Def | Tot | | | | | | | |
| 03 | Trey Wade | f | 2-3 | 2-2 | 2-2 | 0 | 1 | 1 | 3 | 8 | 1 | 1 | 1 | 0 | 34 | |
| 10 | Jaylin Williams | f | 5-10 | 1-2 | 3-3 | 1 | 10 | 11 | 2 | 14 | 3 | 3 | 3 | 6 | 43 | |
| 00 | Stanley Umude | g | 5-14 | 1-5 | 4-4 | 1 | 6 | 7 | 2 | 15 | 3 | 0 | 1 | 3 | 44 | |
| 01 | JD Notae | g | 6-21 | 2-10 | 3-3 | 1 | 5 | 6 | 5 | 17 | 4 | 5 | 1 | 3 | 31 | |
| 05 | Au'Diese Toney | g | 4-8 | 0-0 | 4-4 | 3 | 3 | 6 | 0 | 12 | 1 | 1 | 0 | 1 | 42 | |
| 04 | Davonte Davis | | 1-5 | 0-0 | 2-3 | 3 | 2 | 5 | 4 | 4 | 2 | 2 | 0 | 1 | 19 | |
| 11 | Chris Lykes | | 1-3 | 1-1 | 3-6 | 0 | 1 | 1 | 1 | 6 | 2 | 3 | 0 | 0 | 11 | |
| 20 | Kamani Johnson | | 0-0 | 0-0 | 0-0 | 0 | 0 | 0 | 0 | 0 | 0 | 0 | 0 | 0 | 1 | |
| Team | | | | | | 4 | 0 | 4 | | | | 1 | | | | |
| Totals | | | 24-64 | 7-20 | 21-25 | 13 | 28 | 41 | 17 | 76 | 16 | 16 | 6 | 14 | 225 | |
| FG % 1st Half: 12-30 | | | 40.0% | 2nd half: 8-29 | 27.6% | OT: 4-5 | 80.0% | Game: 24-64 | 37.5% | Deadball Rebounds | | | | | | |
| 3FG % 1st Half: 6-12 | | | 50.0% | 2nd half: 1-8 | 12.5% | OT: 0-0 | 0.0% | Game: 7-20 | 35.0% | | | | | | | |
| FT % 1st Half: 3-4 | | | 75.0% | 2nd half: 14-14 | 100.0% | OT: 4-7 | 57.1% | Game: 21-25 | 84.0% | | | | | | | |

Officials: Jason Baker,Wil Howard,Anthony Jordan

Technical fouls: Texas A&M-None. Arkansas-None.

Attendance: 19200

| Score by periods | 1st | 2nd | OT | Total |
|------------------|-----|-----|----|-------|
| Texas A&M | 29 | 35 | 9 | 73 |
| Arkansas | 33 | 31 | 12 | 76 |

| Points | In Paint | Off T/O | 2nd Chance | Fast Break | Bench |
|--------|----------|---------|------------|------------|-------|
| T&A&M | 24 | 21 | 9 | 16 | 47 |
| ARK | 26 | 17 | 19 | 3 | 10 |

Last FG - TA&M OT-00:42, ARK OT-00:01.

Largest lead - TA&M by 2 OT-04:16, ARK by 16 1st-11:32.

TA&M led for 01:24. ARK led for 41:25. Game was tied for 02:07.

Score tied - 4 times.
Lead changed - 2 times.

| | | | | | |
|---|---|--|--|--|--|
| GAME 18 |  |  | 59 South Carolina ARKANSAS | 40 19 33 42 | 59 75 75  |
| Jan. 18, 2022 • Bud Walton Arena • Fayetteville, Ark. | | | | | |

South Carolina 59 • 10-7,1-4 SEC

| # | Player | Total | | 3-Ptr | Rebounds | | | PF | TP | A TO | | | Blk | Stl | Min | |
|----------------------|-------------------|--------|----------------|--------|-------------|-----|-------|----|----|------|----|----|-----|-----|-----|-----------------------------|
| | | FG-FGA | FG-FGA | FT-FTA | Off | Def | Tot | | | | | | | | | |
| 15 | Wildens Leveque | f | 0-2 | 0-0 | 1-2 | 2 | 1 | 3 | 3 | 1 | 0 | 1 | 0 | 0 | 11 | |
| 24 | Keyshawn Bryant | f | 2-5 | 0-1 | 1-1 | 1 | 1 | 2 | 2 | 5 | 1 | 1 | 0 | 1 | 21 | |
| 00 | James Reese V | | 3-9 | 3-7 | 1-2 | 0 | 3 | 3 | 3 | 10 | 3 | 0 | 1 | 1 | 33 | |
| 10 | Erik Stevenson | g | 1-12 | 1-7 | 0-0 | 0 | 0 | 0 | 3 | 3 | 1 | 3 | 0 | 1 | 26 | |
| 23 | Devin Carter | g | 6-14 | 3-5 | 5-10 | 3 | 3 | 6 | 1 | 20 | 1 | 6 | 1 | 2 | 31 | |
| 01 | Jacobi Wright | | 0-1 | 0-1 | 0-0 | 0 | 3 | 3 | 1 | 0 | 3 | 2 | 0 | 0 | 21 | |
| 02 | Chico Carter, Jr. | | 0-3 | 0-1 | 3-4 | 0 | 1 | 1 | 1 | 3 | 1 | 2 | 0 | 2 | 13 | |
| 14 | Brandon Martin | | 3-5 | 0-1 | 1-1 | 1 | 3 | 4 | 3 | 7 | 0 | 0 | 0 | 0 | 13 | |
| 33 | Josh Gray | | 4-6 | 0-0 | 0-4 | 5 | 6 | 11 | 2 | 8 | 1 | 0 | 0 | 0 | 19 | |
| 55 | Ta'Quan Woodley | | 1-2 | 0-0 | 0-0 | 1 | 0 | 1 | 3 | 2 | 0 | 2 | 1 | 0 | 12 | |
| | Team | | | | | 2 | 0 | 2 | | | | 1 | | | | |
| Totals | | | 20-59 | 7-23 | 12-24 | 15 | 21 | 36 | 22 | 59 | 11 | 18 | 3 | 7 | 200 | |
| FG % 1st Half: 14-32 | | 43.8% | 2nd half: 6-27 | 22.2% | Game: 20-59 | | 33.9% | | | | | | | | | Deadball Rebounds 6.2 |
| 3FG % 1st Half: 6-13 | | 46.2% | 2nd half: 1-10 | 10.0% | Game: 7-23 | | 30.4% | | | | | | | | | |
| FT % 1st Half: 6-10 | | 60.0% | 2nd half: 6-14 | 42.9% | Game: 12-24 | | 50.0% | | | | | | | | | |

GAME 21

ESPN 2



68

West Virginia

29 39

68 77



Arkansas

38 39

77



Jan. 29, 2022 • Bud Walton Arena • Fayetteville, Ark.

West Virginia 68 • 13-7

| # | Player | Total | | 3-Ptr | | Rebounds | | | PF | TP | A | TO | Blk | Stl | Min |
|----------------------|-----------------|--------|-----------------|--------|--------|-------------|-----|-------|----|----|----------|----|-----|-----|-----|
| | | FG-FGA | | FG-FGA | FT-FTA | Off | Def | Tot | | | | | | | |
| 11 | Jalen Bridges | f | 2-7 | 0-4 | 2-2 | 2 | 4 | 6 | 4 | 6 | 0 | 1 | 0 | 1 | 25 |
| 13 | Isaiah Cottrell | f | 0-4 | 0-2 | 0-0 | 0 | 2 | 2 | 4 | 0 | 0 | 0 | 0 | 0 | 13 |
| 00 | Kedrian Johnson | e | 5-9 | 4-5 | 4-4 | 0 | 0 | 0 | 3 | 18 | 1 | 2 | 0 | 1 | 24 |
| 12 | Taz Sherman | e | 4-11 | 2-5 | 5-5 | 2 | 2 | 4 | 1 | 15 | 2 | 1 | 0 | 3 | 33 |
| 22 | Sean McNeil | e | 3-11 | 1-6 | 0-0 | 0 | 3 | 3 | 0 | 7 | 4 | 1 | 0 | 1 | 32 |
| 01 | Pauly Paulicap | | 0-0 | 0-0 | 1-2 | 0 | 0 | 0 | 4 | 1 | 0 | 1 | 0 | 0 | 5 |
| 02 | Kobe Johnson | | 0-0 | 0-0 | 0-0 | 0 | 1 | 1 | 0 | 0 | 1 | 0 | 0 | 0 | 6 |
| 03 | Gabe Osabuohien | | 3-5 | 0-0 | 1-3 | 1 | 2 | 3 | 5 | 7 | 1 | 1 | 1 | 1 | 13 |
| 04 | Jamel King | | 0-1 | 0-1 | 0-0 | 0 | 1 | 1 | 2 | 0 | 0 | 0 | 0 | 0 | 3 |
| 05 | Dimon Carrigan | | 0-0 | 0-0 | 1-2 | 2 | 1 | 3 | 4 | 1 | 0 | 1 | 3 | 0 | 22 |
| 10 | Malik Curry | | 5-9 | 0-2 | 1-3 | 0 | 3 | 3 | 2 | 11 | 0 | 1 | 0 | 0 | 18 |
| 45 | Seth Wilson | | 1-3 | 0-1 | 0-0 | 0 | 0 | 0 | 0 | 2 | 0 | 0 | 0 | 1 | 6 |
| Team | | | | | | 0 | 0 | 0 | | | | | | | |
| Totals | | | 23-60 | 7-26 | 15-21 | 7 | 19 | 26 | 29 | 68 | 9 | 9 | 4 | 8 | 200 |
| FG % 1st Half: 11-32 | | 34.4% | 2nd half: 12-28 | | 42.9% | Game: 23-60 | | 38.3% | | | Deadball | | | | |
| 3FG % 1st Half: 2-12 | | 16.7% | 2nd half: 5-14 | | 35.7% | Game: 7-26 | | 26.9% | | | Rebounds | | | | |
| FT % 1st Half: 5-9 | | 55.6% | 2nd half: 10-12 | | 83.3% | Game: 15-21 | | 71.4% | | | 2 | | | | |

Arkansas 77 • 16-5

| # | Player | Total | | 3-Ptr | | Rebounds | | | PF | TP | A | TO | Blk | Stl | Min |
|----------------------|-----------------|--------|-----------------|--------|--------|-------------|-----|-------|----|----|----------|----|-----|-----|-----|
| | | FG-FGA | | FG-FGA | FT-FTA | Off | Def | Tot | | | | | | | |
| 03 | Trey Wade | f | 1-2 | 0-1 | 4-4 | 1 | 1 | 2 | 1 | 6 | 1 | 1 | 1 | 0 | 38 |
| 10 | Jaylin Williams | f | 3-13 | 1-4 | 5-7 | 1 | 14 | 15 | 4 | 12 | 1 | 4 | 2 | 2 | 36 |
| 00 | Stanley Umude | e | 4-9 | 1-3 | 3-3 | 4 | 4 | 8 | 2 | 12 | 1 | 3 | 2 | 0 | 24 |
| 01 | JD Notae | e | 6-8 | 1-2 | 2-2 | 0 | 0 | 0 | 3 | 15 | 2 | 0 | 0 | 1 | 23 |
| 05 | Au'Diese Toney | e | 6-8 | 0-2 | 7-8 | 2 | 5 | 7 | 3 | 19 | 3 | 2 | 0 | 0 | 39 |
| 04 | Davonte Davis | | 2-9 | 0-2 | 3-6 | 2 | 4 | 6 | 1 | 7 | 3 | 2 | 0 | 1 | 28 |
| 11 | Chris Lykes | | 1-2 | 0-0 | 4-4 | 0 | 2 | 2 | 2 | 6 | 0 | 1 | 0 | 0 | 8 |
| 20 | Kamani Johnson | | 0-0 | 0-0 | 0-0 | 0 | 1 | 1 | 2 | 0 | 0 | 1 | 0 | 0 | 4 |
| Team | | | | | | 1 | 2 | 3 | | | | | 1 | | |
| Totals | | | 23-51 | 3-14 | 28-34 | 11 | 33 | 44 | 18 | 77 | 11 | 15 | 5 | 4 | 200 |
| FG % 1st Half: 10-22 | | 45.5% | 2nd half: 13-29 | | 44.8% | Game: 23-51 | | 45.1% | | | Deadball | | | | |
| 3FG % 1st Half: 2-7 | | 28.6% | 2nd half: 1-7 | | 14.3% | Game: 3-14 | | 21.4% | | | Rebounds | | | | |
| FT % 1st Half: 16-18 | | 88.9% | 2nd half: 12-16 | | 75.0% | Game: 28-34 | | 82.4% | | | 4.1 | | | | |

Officials: Steven Anderson,Don Dally,Terry Oglesby
Technical fouls: West Virginia-None. Arkansas-None.
Attendance: 19200

| Score by periods | 1st | 2nd | Total |
|------------------|-----|-----|-------|
| West Virginia | 29 | 39 | 68 |
| Arkansas | 38 | 39 | 77 |

Last FG - WVU 2nd-00:27, ARK 2nd-02:23.
Largest lead - WVU None, ARK by 19 2nd-16:08.
WVU led for 00:00. ARK led for 39:48. Game was tied for 00:12.

| | Points | In Paint | Off T/O | 2nd Chance | Fast Break | Bench |
|-----|--------|----------|---------|------------|------------|-------|
| WVU | 26 | 17 | 11 | 15 | 22 | |
| ARK | 36 | 6 | 15 | 23 | 13 | |

Score tied - 0 times.
Lead changed - 0 times.

GAME 22

ESPN U



99

RV/RV ARKANSAS

53 46

99 73



Feb. 2, 2022 • Athens, Ga. • Stegeman Coliseum

Arkansas 99 • 17-5,6-3 SEC

| # | Player | Total | | 3-Ptr | | Rebounds | | | PF | TP | A | TO | Blk | Stl | Min |
|----------------------|-----------------|--------|-----------------|--------|--------|-------------|-----|-------|----|----|----------|----|-----|-----|-----|
| | | FG-FGA | | FG-FGA | FT-FTA | Off | Def | Tot | | | | | | | |
| 03 | Trey Wade | f | 0-2 | 0-1 | 0-0 | 0 | 2 | 2 | 0 | 0 | 1 | 1 | 0 | 0 | 21 |
| 10 | Jaylin Williams | f | 6-9 | 1-2 | 1-2 | 0 | 8 | 8 | 2 | 14 | 1 | 0 | 2 | 1 | 20 |
| 00 | Stanley Umude | e | 12-20 | 6-8 | 1-2 | 0 | 4 | 4 | 1 | 31 | 4 | 2 | 2 | 2 | 37 |
| 01 | JD Notae | e | 9-14 | 4-7 | 1-2 | 0 | 9 | 9 | 3 | 23 | 6 | 5 | 1 | 3 | 32 |
| 05 | Au'Diese Toney | e | 4-6 | 1-1 | 1-1 | 1 | 0 | 1 | 3 | 10 | 1 | 2 | 0 | 1 | 34 |
| 02 | Khalen Robinson | e | 1-2 | 1-1 | 0-0 | 0 | 1 | 1 | 0 | 3 | 0 | 1 | 0 | 0 | 4 |
| 04 | Davonte Davis | | 1-3 | 0-1 | 0-0 | 0 | 1 | 1 | 3 | 2 | 1 | 0 | 0 | 0 | 17 |
| 11 | Chris Lykes | | 4-8 | 1-4 | 0-0 | 1 | 0 | 1 | 0 | 9 | 7 | 1 | 0 | 4 | 18 |
| 13 | Chance Moore | | 1-2 | 1-2 | 0-0 | 1 | 0 | 1 | 0 | 3 | 0 | 0 | 0 | 0 | 1 |
| 14 | Jaxson Robinson | | 0-1 | 0-1 | 0-0 | 0 | 0 | 0 | 1 | 0 | 0 | 0 | 0 | 0 | 3 |
| 20 | Kamani Johnson | | 2-2 | 0-0 | 0-0 | 2 | 2 | 4 | 4 | 4 | 1 | 1 | 0 | 0 | 11 |
| 21 | Cade Arbogast | | 0-2 | 0-0 | 0-0 | 2 | 1 | 3 | 0 | 0 | 1 | 0 | 0 | 0 | 1 |
| 45 | Lawson Blake | | 0-0 | 0-0 | 0-0 | 0 | 0 | 0 | 0 | 0 | 0 | 0 | 0 | 0 | 1 |
| Team | | | | | | 0 | 0 | 0 | | | | | | | |
| Totals | | | 40-71 | 15-28 | 4-7 | 7 | 28 | 35 | 17 | 99 | 23 | 13 | 5 | 11 | 200 |
| FG % 1st Half: 22-37 | | 59.5% | 2nd half: 18-34 | | 52.9% | Game: 40-71 | | 56.3% | | | Deadball | | | | |
| 3FG % 1st Half: 6-14 | | 42.9% | 2nd half: 9-14 | | 64.3% | Game: 15-28 | | 53.6% | | | Rebounds | | | | |
| FT % 1st Half: 3-4 | | 75.0% | 2nd half: 1-3 | | 33.3% | Game: 4-7 | | 57.1% | | | 1 | | | | |

Georgia 73 • 6-16,1-8 SEC

| # | Player | Total | | 3-Ptr | | Rebounds | | | PF | TP | A | TO | Blk | Stl | Min |
|----------------------|-------------------|--------|-----------------|--------|--------|-------------|-----|-------|----|----|----------|----|-----|-----|-----|
| | | FG-FGA | | FG-FGA | FT-FTA | Off | Def | Tot | | | | | | | |
| 23 | Braelen Bridges | f | 3-5 | 0-0 | 3-5 | 0 | 5 | 5 | 3 | 9 | 1 | 3 | 0 | 2 | 22 |
| 10 | Aaron Cook | e | 4-11 | 1-3 | 3-4 | 0 | 3 | 3 | 1 | 12 | 6 | 2 | 1 | 2 | 30 |
| 20 | Noah Baumann | e | 2-7 | 2-4 | 2-2 | 0 | 7 | 7 | 0 | 8 | 0 | 0 | 0 | 1 | 29 |
| 03 | Kario Oquendo | * | 5-10 | 1-3 | 6-9 | 2 | 2 | 4 | 2 | 17 | 2 | 4 | 0 | 0 | 29 |
| 11 | Jaxon Etter | * | 0-1 | 0-1 | 1-2 | 1 | 3 | 4 | 3 | 1 | 0 | 3 | 0 | 1 | 15 |
| 01 | Jabri Abdur-Rahim | | 3-6 | 2-3 | 0-2 | 0 | 0 | 0 | 2 | 8 | 1 | 1 | 1 | 1 | 25 |
| 02 | Cam McDowell | | 1-2 | 0-0 | 0-0 | 0 | 0 | 0 | 0 | 2 | 1 | 0 | 0 | 0 | 6 |
| 04 | Tyron McMillan | | 1-3 | 0-0 | 0-0 | 0 | 2 | 2 | 1 | 2 | 0 | 0 | 0 | 0 | 8 |
| 05 | Christian Wright | | 2-4 | 0-0 | 2-2 | 1 | 2 | 3 | 1 | 6 | 5 | 5 | 0 | 0 | 21 |
| 12 | Josh Taylor | | 0-0 | 0-0 | 0-0 | 0 | 0 | 0 | 0 | 0 | 0 | 0 | 0 | 0 | 1 |
| 15 | Dalen Ridgna | | 3-4 | 2-3 | 0-0 | 0 | 1 | 1 | 1 | 8 | 0 | 1 | 1 | 1 | 14 |
| Team | | | | | | 2 | 1 | 3 | | | | | | | |
| Totals | | | 24-53 | 8-17 | 17-26 | 6 | 26 | 32 | 14 | 73 | 16 | 19 | 3 | 8 | 200 |
| FG % 1st Half: 14-24 | | 58.3% | 2nd half: 10-29 | | 34.5% | Game: 24-53 | | 45.3% | | | Deadball | | | | |
| 3FG % 1st Half: 7-11 | | 63.6% | 2nd half: 1-6 | | 16.7% | Game: 8-17 | | 47.1% | | | Rebounds | | | | |
| FT % 1st Half: 12-15 | | 80.0% | 2nd half: 5-11 | | 45.5% | Game: 17-26 | | 65.4% | | | 4 | | | | |

Officials: Owen Shortt,Rob Rorke,Mike Nance
Technical fouls: Arkansas-None. Georgia-None.
Attendance: 6448

| Score by periods | 1st | 2nd | Total |
|------------------|-----|-----|-------|
| Arkansas | 53 | 46 | 99 |
| Georgia | 47 | 26 | 73 |

Last FG - ARK 2nd-00:08, UGA 2nd-00:03.
Largest lead - ARK by 28 2nd-01:51, UGA by 8 1st-12:15.
ARK led for 24:50. UGA led for 12:33. Game was tied for 02:37.

| | Points | In Paint | Off T/O | 2nd Chance | Fast Break | Bench |
|-----|--------|----------|---------|------------|------------|-------|
| ARK | 48 | 26 | 11 | 18 | 21 | |
| UGA | 30 | 20 | 6 | 19 | 26 | |

Score tied - 3 times.
Lead changed - 7 times.

RAZORBACK SPEED CHART

* - Will be granted an extra year of eligibility due to NCAA COVID ruling for the 2020-21 season



STANLEY UMUDE

0 F • Gr.Sr. • 6-6 • 210
San Antonio, Texas || South Dakota

Uh-Moo-Dey Member of the Southeastern Conference Men's and Women's Basketball Leadership Council and Arkansas' SAAC ... Graduated from South Dakota (Spring '21) - General Studies ... Scored a season-high 31 at UGA and had 28 vs Vandy ... 3x, All-Summit League (1st tm in 2019 & '21 • 2nd in 2020).

| Year | GP | GS | Min | Avg | FG | FGA | Pct | 3FG | 3FGA | Pct | FT | FTA | Pct | Off | Def | Tot | Avg | PF | FO | Ast | TO | Blk | Stl | Pts | Avg |
|---------|-----|----|------|------|-----|------|------|-----|------|------|-----|-----|------|-----|-----|-----|-----|-----|----|-----|-----|-----|-----|------|------|
| 2021-22 | 22 | 10 | 532 | 24.2 | 92 | 196 | .469 | 21 | 60 | .350 | 35 | 50 | .700 | 28 | 70 | 98 | 4.5 | 48 | 1 | 22 | 37 | 20 | 23 | 240 | 10.9 |
| CAREER | 123 | 85 | 3160 | 25.7 | 635 | 1352 | .470 | 122 | 355 | .344 | 368 | 495 | .743 | 96 | 551 | 647 | 5.3 | 269 | 4 | 205 | 221 | 111 | 78 | 1760 | 14.3 |

CAREER HIGHS

PTS: 41 vs South Dakota State (12/12/20)
REB: 14 (2x) last vs. Mount Marty (12/06/19)
AST: 7 vs. North Dakota State (02/19/20)
STL: 3 (5x) last vs North Dakota (02/13/21)
BLK: 4 (2x) last vs Denver (02/20/19)



JD NOTAE

1 G • Sr. • 6-2 • 190
Covington, Ga. || Jacksonville

No-Tay 2021-22 preseason SEC 1st tm (coaches)/received votes for preseason SEC POY (media) ... 2021 National and SEC 6th Man of the Year ... **2nd in SEC in scoring ... Ranks 10th in the NCAA in steals** ... 6 career Double-Doubles including a Triple-Double ... Was 2018 A-Sun Freshman of the Year and 2019 All-A-Sun

| Year | GP | GS | Min | Avg | FG | FGA | Pct | 3FG | 3FGA | Pct | FT | FTA | Pct | Off | Def | Tot | Avg | PF | FO | Ast | TO | Blk | Stl | Pts | Avg |
|---------|-----|----|------|------|-----|------|------|-----|------|------|-----|-----|------|-----|-----|-----|-----|-----|----|-----|-----|-----|-----|------|------|
| 2021-22 | 21 | 20 | 695 | 33.1 | 148 | 340 | .435 | 48 | 152 | .316 | 54 | 72 | .750 | 11 | 85 | 96 | 4.6 | 56 | 2 | 74 | 58 | 10 | 50 | 398 | 19.0 |
| CAREER | 113 | 72 | 3225 | 28.5 | 615 | 1486 | .414 | 215 | 634 | .339 | 292 | 397 | .736 | 84 | 440 | 524 | 4.6 | 239 | 10 | 298 | 302 | 49 | 197 | 1737 | 15.4 |

CAREER HIGHS

PTS: 40 vs Florida Memorial (11/21/18)
REB: 14 Stetson (01/30/19)
AST: 10 at Kennesaw State (01/09/19)
STL: 7 Mercer (11/09/21)
BLK: 3 (5x) last vs S Carolina (01/18/22)



KHALEN "KK" ROBINSON

2 G • So. • 6-0 • 180
Little Rock, Ark.

Had surgery on his right foot on Jan. 10, 2021 and missed the rest of the 2020-21 season. Rated the 36th-best incoming freshman in the nation and the 7th-best combo guard by 247Sports.com

| Year | GP | GS | Min | Avg | FG | FGA | Pct | 3FG | 3FGA | Pct | FT | FTA | Pct | Off | Def | Tot | Avg | PF | FO | Ast | TO | Blk | Stl | Pts | Avg |
|---------|----|----|-----|-----|----|-----|------|-----|------|------|----|-----|------|-----|-----|-----|-----|----|----|-----|----|-----|-----|-----|-----|
| 2021-22 | 15 | 2 | 76 | 5.1 | 7 | 24 | .292 | 6 | 17 | .353 | 1 | 3 | .333 | 2 | 4 | 6 | 0.4 | 18 | 0 | 11 | 8 | 0 | 5 | 21 | 1.4 |
| CAREER | 26 | 2 | 168 | 6.5 | 16 | 45 | .356 | 11 | 29 | .379 | 1 | 11 | .091 | 2 | 14 | 16 | 0.6 | 34 | 1 | 22 | 14 | 1 | 8 | 50 | 1.9 |

CAREER HIGHS

PTS: 15 vs Mississippi Valley State (11/25/20)
REB: 2 vs Mississippi Valley State (11/25/20)
AST: 4 vs Lipscomb (12/05/20)
STL: 1 vs Mississippi Valley State (11/25/20)
BLK: 1 vs Oral Roberts (12/20/20)



TREY WADE

3 F • Gr.Sr. • 6-6 • 220
Marietta, Ga. || Wichita State

Grad from Wichita State (Spring '21) - General Studies (sociology) ... Was a two-year starter at Wichita State after playing a season-each at UTEP and South Plains (Texas) Junior College ... Last season, helped Wichita State win AAC title and earn an at-large bid to the NCAA tournament

| Year | GP | GS | Min | Avg | FG | FGA | Pct | 3FG | 3FGA | Pct | FT | FTA | Pct | Off | Def | Tot | Avg | PF | FO | Ast | TO | Blk | Stl | Pts | Avg |
|---------|-----|----|------|------|-----|-----|------|-----|------|------|----|-----|------|-----|-----|-----|-----|-----|----|-----|----|-----|-----|-----|-----|
| 2021-22 | 22 | 9 | 346 | 15.7 | 30 | 53 | .566 | 7 | 13 | .538 | 11 | 15 | .733 | 17 | 24 | 41 | 1.9 | 20 | 0 | 18 | 12 | 9 | 6 | 78 | 3.5 |
| CAREER | 100 | 63 | 2093 | 20.9 | 249 | 552 | .451 | 66 | 194 | .340 | 70 | 128 | .547 | 150 | 287 | 437 | 4.4 | 143 | 1 | 102 | 78 | 60 | 48 | 634 | 6.3 |

CAREER HIGHS

PTS: 23 at Tulane (03/03/21)
REB: 15 vs Oklahoma (12/14/19)
AST: 5 (2x) last vs UCF (01/30/21)
STL: 3 (4x) last vs Missouri (01/12/22)
BLK: 4 FIU (01/13/18)



DAVONTE "DEVO" DAVIS

4 G • So. • 6-4 • 180
Jacksonville, Ark.

On Arkansas' SAAC ... 2021-22 Preseason All-SEC 2nd tm (coaches & media) ... 1 of 20 national "Break-out Players" by Jon Rothstein ... Among SEC leaders in assists thanks to a career-high 8 vs Charlotte & 7 at Texas A&M ... Scored a career-high 26 versus Oklahoma ... Tied career-highs in rebs vs Charlotte & at LSU.

| Year | GP | GS | Min | Avg | FG | FGA | Pct | 3FG | 3FGA | Pct | FT | FTA | Pct | Off | Def | Tot | Avg | PF | FO | Ast | TO | Blk | Stl | Pts | Avg |
|---------|----|----|------|------|-----|-----|------|-----|------|------|----|-----|------|-----|-----|-----|-----|-----|----|-----|----|-----|-----|-----|-----|
| 2021-22 | 22 | 13 | 616 | 28.0 | 73 | 173 | .422 | 10 | 43 | .233 | 38 | 55 | .691 | 30 | 68 | 98 | 4.5 | 61 | 1 | 75 | 46 | 0 | 23 | 194 | 8.8 |
| CAREER | 52 | 30 | 1332 | 25.6 | 182 | 402 | .453 | 12 | 56 | .214 | 72 | 100 | .720 | 66 | 166 | 232 | 4.5 | 131 | 1 | 139 | 94 | 5 | 58 | 448 | 8.6 |

CAREER HIGHS

PTS: 26 vs Oklahoma (12/11/21)
REB: 8 (4x) last vs Oral Roberts (03/27/21)
AST: 8 (2x) last at LSU (01/15/22)
STL: 4 vs LSU (03/13/21)
BLK: 1 (3x) at Missouri (02/13/21)



AU'DIESE TONEY

5 G • Sr. • 6-6 • 205
Huntsville, Ala. || Pittsburgh, Pa.

Awe-Deece Named MVP of the 2021 Hall of Fame Classic (16.0 ppg / 9.0 rpg) ... Among SEC top 10 in FT made, FT Att and Off Rebs ... Played three seasons with at Pitt and has two years of eligibility at Arkansas ... **Scored his 1,000th career point at UGA** ... Had a season-high 20 points vs Vanderbilt

| Year | GP | GS | Min | Avg | FG | FGA | Pct | 3FG | 3FGA | Pct | FT | FTA | Pct | Off | Def | Tot | Avg | PF | FO | Ast | TO | Blk | Stl | Pts | Avg |
|---------|-----|----|------|------|-----|-----|------|-----|------|------|-----|-----|------|-----|-----|-----|-----|-----|----|-----|-----|-----|-----|------|------|
| 2021-22 | 22 | 19 | 674 | 30.6 | 83 | 141 | .589 | 6 | 15 | .400 | 71 | 92 | .772 | 51 | 66 | 117 | 5.3 | 37 | 0 | 20 | 28 | 8 | 17 | 243 | 11.0 |
| CAREER | 101 | 88 | 2976 | 29.5 | 347 | 761 | .456 | 63 | 204 | .309 | 249 | 361 | .690 | 213 | 327 | 540 | 5.3 | 192 | 3 | 108 | 135 | 17 | 97 | 1006 | 10.0 |

CAREER HIGHS

PTS: 27 vs Duke (01/28/20)
REB: 14 at Syracuse (01/06/21)
AST: 6 vs Drexel (11/28/20)
STL: 4 (4x) last vs Wake Forest (03/10/20)
BLK: 2 vs Saint Louis (11/21/18)



JAYLIN WILLIAMS

10 F • So. • 6-10 • 240
Fort Smith, Ark.

Jon Rothstein: 1 of 20 Under-The Radar Break-Out Players AND 1 of 20 Glue Guys ... Team-best 30 career drawn this season ... 8th NCAA in def rebs / 25th in tot rebs ... **SEC co-Player of the Week** (1/24) had career-high 19 pts vs USC and 6 steals vs TX A&M ... Has 5 double-doubles / 8 double-figure rebound games

| Year | GP | GS | Min | Avg | FG | FGA | Pct | 3FG | 3FGA | Pct | FT | FTA | Pct | Off | Def | Tot | Avg | PF | FO | Ast | TO | Blk | Stl | Pts | Avg |
|---------|----|----|------|------|-----|-----|------|-----|------|------|----|-----|------|-----|-----|-----|-----|-----|----|-----|----|-----|-----|-----|-----|
| 2021-22 | 22 | 20 | 650 | 29.5 | 73 | 143 | .510 | 9 | 30 | .300 | 51 | 74 | .689 | 34 | 167 | 201 | 9.1 | 52 | 0 | 65 | 43 | 29 | 33 | 206 | 9.4 |
| CAREER | 48 | 25 | 1050 | 21.9 | 106 | 212 | .500 | 16 | 53 | .302 | 74 | 105 | .705 | 63 | 259 | 322 | 6.7 | 102 | 1 | 86 | 67 | 47 | 45 | 302 | 6.3 |

CAREER HIGHS

PTS: 19 vs South Carolina (01/18/22)
REB: 15 vs West Virginia (01/29/22)
AST: 7 vs UNI (11/17/21)
STL: 6 vs Texas A&M (01/22/22)
BLK: 4 vs LSU (02/27/21)



CHRIS LYKES

11 G • Gr.Sr. • 5-7 • 160
Mitchellville, Md. || Miami (Fla.)

"LIKES" 3rd in the SEC in FT Made ... #20 returning player in college basketball (Andy Katz) ... #51 on CBSSports Top 100 & 1 returning players for '21-22 ... 1 of 30 Impact Transfers (Jon Rothstein) ... **2021 Hall of Fame Classic All-Tourney** ... 2x led Miami & ranked among the ACC top 10 in scoring.

| Year | GP | GS | Min | Avg | FG | FGA | Pct | 3FG | 3FGA | Pct | FT | FTA | Pct | Off | Def | Tot | Avg | PF | FO | Ast | TO | Blk | Stl | Pts | Avg |
|---------|-----|----|------|------|-----|------|------|-----|------|------|-----|-----|------|-----|-----|-----|-----|-----|----|-----|-----|-----|-----|------|------|
| 2021-22 | 22 | 2 | 444 | 20.2 | 56 | 152 | .368 | 18 | 63 | .286 | 77 | 91 | .846 | 6 | 19 | 25 | 1.1 | 37 | 1 | 37 | 27 | 1 | 18 | 207 | 9.4 |
| CAREER | 114 | 70 | 3053 | 26.8 | 475 | 1168 | .407 | 183 | 539 | .340 | 330 | 416 | .793 | 33 | 180 | 213 | 1.9 | 251 | 2 | 288 | 235 | 11 | 118 | 1463 | 12.8 |

CAREER HIGHS

PTS: 28 (2x) last at Illinois (12/02/19)
REB: 6 vs Loyola-Chicago (03/15/18)
AST: 9 at Virginia Tech (03/08/19)
STL: 5 vs Temple (12/19/17)
BLK: 2 vs Florida State (01/18/20)



CHANCE MOORE

13 G • Fr. • 6-5 • 195
Brookhaven, Ga.

A four-star recruit ... Rated 84th nationally by ESPN and 93rd by 247Sports Composite ... Ranked as the #16 small forward in the nation by ESPN and #21 shooting guard by 247Sports Composite ... Was #4 overall prospect in Georgia by ESPN and #6 by 247Sports Composite.

| Year | GP | GS | Min | Avg | FG | FGA | Pct | 3FG | 3FGA | Pct | FT | FTA | Pct | Off | Def | Tot | Avg | PF | FO | Ast | TO | Blk | Stl | Pts | Avg |
|---------|----|----|-----|-----|----|-----|------|-----|------|------|----|-----|------|-----|-----|-----|-----|----|----|-----|----|-----|-----|-----|-----|
| 2021-22 | 4 | 0 | 8 | 2.0 | 2 | 4 | .500 | 1 | 2 | .500 | 0 | 0 | .000 | 1 | 2 | 3 | 0.8 | 2 | 0 | 0 | 0 | 0 | 0 | 5 | 1.3 |

CAREER HIGHS

PTS: 3 at Georgia (02/02/22)
REB: 2 vs Missouri (01/12/22)
AST: --
STL: --
BLK: --



JAXSON ROBINSON

14 G • So. • 6-6 • 185
Ada, Okla. || Texas A&M

Has started four straight and set various career highs in three ... Transfer from Texas A&M's (played in 14 of 18 games with four starts as a frosh) ... Was a top 50 recruit of 2021 class but reclassified to the 2020 signing class.

| Year | GP | GS | Min | Avg | FG | FGA | Pct | 3FG | 3FGA | Pct | FT | FTA | Pct | Off | Def | Tot | Avg | PF | FO | Ast | TO | Blk | Stl | Pts | Avg |
|---------|----|----|-----|------|----|-----|------|-----|------|------|----|-----|-------|-----|-----|-----|-----|----|----|-----|----|-----|-----|-----|-----|
| 2021-22 | 13 | 4 | 157 | 12.1 | 18 | 48 | .375 | 13 | 41 | .317 | 3 | 3 | 1.000 | 5 | 15 | 20 | 1.5 | 11 | 0 | 7 | 6 | 4 | 1 | 52 | 4.0 |
| CAREER | 27 | 8 | 294 | 10.9 | 29 | 79 | .367 | 21 | 69 | .304 | 3 | 4 | .750 | 9 | 26 | 35 | 1.3 | 21 | 0 | 11 | 11 | 5 | 4 | 82 | 3.0 |

CAREER HIGHS

PTS: 14 vs Elon (12/21/21)
REB: 7 (2x) last at Miss State (12/29/21)
AST: 3 vs Vanderbilt (01/04/22)
STL: 1 (4x) last vs Little Rock (12/04/21)
BLK: 1 (4x) last vs Vanderbilt (01/04/22)



KAMANI JOHNSON

23 F • R-Jr. • 6-7 • 235
Brooklyn, N.Y. || Little Rock

Sat-out last season at Arkansas as transfer from UALR ... A third team 2020 All-Sun Belt in 2019 ... Led the Sun Belt and ranked 26th nationally in free throw attempts in 2019-20 and ranked 49th in the NCAA in free throws made (144) ... Avg 8 minutes in his 9 games played but is 17-of-26 at the FT line in limited action.

| Year | GP | GS | Min | Avg | FG | FGA | Pct | 3FG | 3FGA | Pct | FT | FTA | Pct | Off | Def | Tot | Avg | PF | FO | Ast | TO | Blk | Stl | Pts | Avg |
|---------|----|----|------|------|-----|-----|------|-----|------|------|-----|-----|------|-----|-----|-----|-----|-----|----|-----|-----|-----|-----|-----|-----|
| 2021-22 | 14 | 1 | 104 | 7.4 | 12 | 14 | .857 | 0 | 0 | .000 | 17 | 28 | .607 | 16 | 26 | 42 | 3.0 | 21 | 0 | 3 | 11 | 7 | 2 | 41 | 2.9 |
| CAREER | 72 | 44 | 1483 | 20.6 | 163 | 301 | .542 | 0 | 2 | .000 | 194 | 291 | .667 | 161 | 218 | 379 | 5.3 | 205 | 10 | 108 | 119 | 35 | 39 | 520 | 7.2 |

CAREER HIGHS

PTS: 32 at Arkansas State (02/22/20)
REB: 16 at Arkansas State (02/22/20)
AST: 6 vs Appalachian State (02/01/20)
STL: 3 vs Arkansas State (02/02/19)
BLK: 3 vs Elon (12/21/21)



CONNOR VANOVER

23 F • Jr. • 7-3 • 215
Little Rock, Ark. || California

Started 10 games this season and Arkansas is 9-1 in such contests ... Scored a season-high 19 in the opener vs Mercer, adding a season-high seven rebounds ... Was 1 of 3 in the NCAA in 2020-21 to post 50 BLKS and 20 3's made ... At least seven rebounds in 9x last year and at least 3 BLKS 8x.

| Year | GP | GS | Min | Avg | FG | FGA | Pct | 3FG | 3FGA | Pct | FT | FTA | Pct | Off | Def | Tot | Avg | PF | FO | AST | TO | BLK | STL | PTS | Avg |
|---------|----|----|------|------|-----|-----|------|-----|------|------|----|-----|------|-----|-----|-----|-----|----|----|-----|----|-----|-----|-----|-----|
| 2021-22 | 15 | 10 | 115 | 7.7 | 22 | 51 | .431 | 1 | 13 | .077 | 14 | 17 | .824 | 12 | 19 | 31 | 2.1 | 4 | 0 | 4 | 3 | 9 | 2 | 59 | 3.9 |
| CAREER | 72 | 52 | 1089 | 15.1 | 175 | 383 | .457 | 52 | 163 | .319 | 50 | 62 | .806 | 60 | 185 | 245 | 3.4 | 79 | 2 | 23 | 42 | 95 | 22 | 452 | 6.3 |