

# ARKANSAS RAZORBACKS

MBB SID: Mike Cawood  
EMAIL: [tmcawood@uark.edu](mailto:tmcawood@uark.edu)  
CELL: 479-236-2090

## GAME 25: ARKANSAS RAZORBACKS AT ALABAMA CRIMSON TIDE

FEB. 12, 2022 • SATURDAY • 11:00 AM (CT) • TUSCALOOSA, ALA. • COLEMAN COLISEUM (15,316)



@RazorbackMBB  
@EricMusselman

@RazorbackMBB  
@ericmusselman

/RazorbackMBB

[www.ArkansasRazorbacks.com](http://www.ArkansasRazorbacks.com)

### 2021-22 SCHEDULE / RESULTS

Date	Day	ARK RANK AP/COACH	OPPONENT Rank AP/Coach	Television	Time (CT) Result
Nov. 9	Tues	#16/15	MERCER	SECN+	W 74 61
Nov. 13	Sat	#16/15	GARDNER-WEBB	SECN+	W 86 69
Nov. 17	Wed	#16/15	NORTHERN IOWA	SECN+	W 93 80
Nov. 22	Mon	#13/12	vs. Kansas State	ESPNEWS	W 72 64
Nov. 23	Tues	#13/12	vs. Cincinnati	ESPN2	W 73 67
Nov. 28	Sun	#13/12	Penn	SEC Network	W 76 60
Dec. 1	Wed	#10/9	CENTRAL ARKANSAS	SECN+	W 97 60
Dec. 4	Sat	#10/9	LITTLE ROCK	SEC Network	W 93 78
Dec. 7	Tues	#12/10	CHARLOTTE	SEC Network	W 86 66
Dec. 11	Sat	#12/10	vs. <b>RV/RV</b> Oklahoma	ESPN2	L 66 88
Dec. 18	Sat	#12/10	vs. HOFSTRA	--	L 81 89
Dec. 21	Tues	RV/RV	ELON	SEC Network	W 81 55
Dec. 29	Wed	--RV	at Mississippi State *	SEC Network	L 68 81
Jan. 4	Tues	--RV	VANDERBILT *	SEC Network	L 74 75
Jan. 8	Sat	--RV	at Texas A&M *	SEC Network	L 81 86
Jan. 12	Wed	--RV	MISSOURI *	SEC Network	W 87 43
Jan. 15	Sat	--RV	at #12/12 LSU *	ESPN2	W 65 58
Jan. 18	Tues	--RV	SOUTH CAROLINA *	SEC Network	W 75 59
Jan. 22	Sat	RV/RV	TEXAS A&M *	SEC Network	W OT 76 73
Jan. 26	Wed	--RV	at Ole Miss *	SEC Network	W 64 55
Jan. 29	Sat	--RV	WEST VIRGINIA %	ESPN2	W 77 68
Feb. 2	Wed	RV/RV	at Georgia *	ESPNU	W 99 73
Feb. 5	Sat	RV/RV	MISSISSIPPI STATE *	SEC Network	W 63 55
Feb. 8	Tues	RV/RV	#12 AUBURN *	ESPN2	W OT 76 73
Feb. 12	Sat	RV/RV	at <b>RV/RV</b> Alabama *	SEC Network	11:00 am
Feb. 15	Tues	--RV	at Missouri *	SEC Network	8:00 pm
Feb. 19	Sat	--RV	TENNESSEE *	ESPN/2	3:00 pm
Feb. 22	Tues	--RV	at Florida *	ESPN/2	6:00 pm
Feb. 26	Sat	--RV	KENTUCKY *	CBS	1:00 pm
Mar. 2	Wed	--RV	LSU *	ESPN2/U	8:00 pm
Mar. 5	Sat	--RV	at Tennessee *	ESPN/2	11 am or 1 pm
Mar. 9-13	Wed-Sun	--RV	SEC Tournament ^		
Mar. 17-20	Thurs-Sun	--RV	NCAA 1st and 2nd Rounds \$		
Mar. 24-27	Thurs-Sun	--RV	NCAA Regional Rounds \$		
Apr. 2-4	Sat-Mon	--RV	NCAA Final Four \$		

\* - Southeastern Conference game  
^ - SEC Tournament  
% - SEC/Big 12 Challenge  
\$ - NCAA Championship



### RV/RV ARKANSAS RAZORBACKS

OVERALL SEC 18-5 8-3

Eric Musselman (San Diego '87)  
at UA: 64-24 (3rd)  
Collegiate: 174-58 (6th)



### RV/RV ALABAMA CRIMSON TIDE

OVERALL SEC 15-9 5-6

Nate Oats (Maranatha Baptist '98)  
at BAMA: 57-31 (3rd)  
Career: 153-74 (7th)

### - GAME COVERAGE -

TELEVISION: SEC NETWORK

Tom Hart (PxP) || Carolyn Peck (Analyst)

RADIO: LEARFIELD RAZORBACK SPORTS NETWORK

Chuck Barrett (PxP) || Matt Zimmerman (Analyst)

SATELLITE RADIO:

Sirius: -- || XM: 382 || Online Channel: 972

ONLINE:

LIVE STATS: Alabama Live Stats

STREAMING VIDEO: [www.WatchESPN.com](http://www.WatchESPN.com)

### Versus Alabama

- This will be the 66th meeting between Arkansas and Alabama and 56th since the Razorbacks joined the SEC. Arkansas leads the all-time series, 36-29, and is 29-26 versus the Crimson Tide since joining the SEC.
- Alabama owns a 21-8 advantage in games played in Tuscaloosa.
- Arkansas has won 8 of the last 10 in the series.

### LAST YEAR

- The teams split a pair of games, each winning on their home courts.
- AT BAMA:** #24 Alabama opened the game with a 19-2 run and never looked back in a 90-59 victory.
- AT ARK:** After losing at Alabama, Arkansas won its next 12 SEC games, including the ninth-game in the streak versus Alabama in Bud Walton Arena. Alabama was just as hot and both teams were ranked - Arkansas at #20 and Alabama was #6, the first time Bud Walton Arena featured both teams being ranked since 1998.
- Arkansas led by one at the break and Alabama opened the second half with 7-0 run before Jaylin Williams sparked a 17-2 run to lead Arkansas to an 81-66 victory.

### Arkansas Took Down #1 Auburn

- Last time out, Arkansas defeated #1 Auburn, 80-76 in overtime.
- ^ It was the first time an opponent ranked #1 played in Bud Walton Arena.
- ^ It was just the 3rd time an opponent ranked #1 played in Fayetteville.
- Arkansas is now 2-11 all-time versus #1.
- However,** Arkansas is 12-8 (.600) all-time versus AP Top 5 at home. That .600 win percentage in such games ranks 2nd in the NCAA behind Kentucky (25-9; .735) and ahead of Villanova (21-16; .567).

### Did Anyone Not Watch the Auburn Game?

- A Bud Walton Arena record crowd of 20,327 was on hand to witness the Razorbacks defeat #1 Auburn.
- According to ESPN, the **Arkansas-Auburn contest was the most-viewed, regular-season men's college basketball game on ESPN2 since December 2018.** The audience **peaked at 1.96 million** during overtime.

### Most Wins Among SEC Since Muss Arrival

- Since Eric Musselman's arrival, Arkansas leads the SEC in overall wins (64), overall home wins (44) and SEC home wins (18).

^ Win totals are thru Feb. 9

OVERALL WINS	SEC ONLY WINS	OVERALL HOME WINS	SEC HOME WINS
ARK 64	UK 32	ARK 44	ARK 18
AUB 60	AUB 29	LSU 37	LSU 18
LSU 57	BAMA 29	TENN 36	AUB 17
BAMA 57	ARK 28	AUB 36	UK 17
UK 54	LSU 28	MS ST 35	BAMA 17

SERIES INFO:	ALL	SEC
OVERALL ... (ARK-OPP) .....	36-29	29-26
Home: ... (ARK-OPP) .....	20-6	Same
Away: ... (ARK-OPP) .....	8-21	8-19
Neutral: ... (ARK-OPP) .....	8-2	1-1

### MOST RECENT MEETINGS:

02/05/14	W	65-58	H
03/08/14	L	83-58	A
01/22/15	W	93-91 (OT)	H
03/02/16	W	62-61	A
02/01/17	W	87-68	H
02/24/18	W	76-73	A
03/09/19	W	82-70	H
02/01/20	W	82-78	A
01/16/21	-/24	L 90-59	A
02/24/21	20/6	W 81-66	H

### NCAA STAT COMPARISON (BOLD = LEADS SEC)

78.6	29th	Scoring Off.	80.9	13th
68.3	16th	Scoring Def.	75.9	318th
+10.3	39th	Scoring Margin	+5.0	131st
.450	127th	F6%	.447	149th
.412	77th	F6% Def.	.437	225th
.306	315th	3PT%	.315	285th
6.3	277th	3PT Made/Gm	9.2	37th
.335	185th	3PT% Def.	.322	120th
.742	77th	FT%	.715	164th
+4.9	56th	Reb. Margin	+3.8	82nd
15.0	66th	Assists/Gm	14.5	87th
1.18	85th	A/T0 Ratio	1.07	142nd
+2.7	49th	T0 Margin	-0.7	232nd
4.4	62nd	Blocks/Gm	4.8	35th
8.3	47th	Steals/Gm	7.1	129th
16.7	183rd	Fouls/Gm	18.3	293rd



- 1st SEC/42nd NCAA in Scoring (19.1 ppg)
- 11th NCAA/2nd SEC in Steals (2.39 avg)
- 13th SEC in Assists (3.5)
- Led Team in Pts 12x
- Led Team in Ass 11x
- Leads team in Charges Taken (35)
- 2nd SEC/25th NCAA in Rebs (9.2)
- 2nd SEC/9th NCAA in Def Reb (7.75 avg)
- Avg double-double in 9-Win Streak (13.8 / 10.4)
- Was +15 in a 4-pt win vs Auburn. Was only Hog in double digits.
- Had career-high 5 steals vs AUB.
- Was 2-of-3 with 10 pts vs AUB
- Double-Double (14 & 10) vs Auburn
- 9-gm Win Streak
- 10.6 ppg / 5.2 rpg
- THIS YEAR:
- .571 FG / .767 FT
- 3 YEARS AT PITTS.
- .426 FG / .662 FT

# THE RAZORBACKS

No.	Name	Pos.	Yr.	Ht.	Wt.	Hometown	High School / Previous School	Span	Reach	Vertical	Vertical	
0	Stanley Umude	Uh-Moo-day	G	Gr.Sr.	6-6	210	San Antonio, Texas	Warren HS / South Dakota	6' 10"	8' 6"	35"	42"
1	JD Notae	No-Tay	G	So.	6-2	190	Covington, Ga.	Newton HS / Jacksonville	6' 6.5"	8' 0"	33"	42"
2	Khalen "KK" Robinson	Kay-lin	G	So.	6-0	180	Little Rock, Ark.	Oak Hill (Va.) Academy	6' 7"	8' 0"	31"	37"
3	Trey Wade		F	Gr.Sr.	6-6	225	Marietta, Ga.	South Cobb HS / Wichita State	6' 11"	8' 7"	31.5"	38"
4	Davonte "Devo" Davis		G	So.	6-4	185	Jacksonville, Ark.	Jacksonville HS	6' 7"	8' 3"	30	35"
5	Au'Diese Toney	Awe-Deece	G	So.	6-6	205	Huntsville, Ala.	Trinity Christian (N.C.) Academy / Pittsburgh	6' 8"	8' 5"	34.5"	40.5"
10	Jaylin Williams		F	So.	6-10	240	Fort Smith, Ark.	Fort Smith Northside HS	7' 1.5"	9' 0"	26"	35"
11	Chris Lykes	"Likes"	G	Gr.Sr.	5-7	160	Mitchellville, Md.	Gonzaga College (D.C.) HS / Miami	5' 11"	7' 1"	34"	45"
13	Chance Moore		G	Fr.	6-5	190	Brookhaven, Ga.	McEachern HS	6' 9"	8' 8.5"	29"	37"
14	Jaxson Robinson		G	So.	6-6	190	Ada, Okla.	Ada HS / Texas A&M	7' 0"	8' 7"	30"	33.5"
20	Kamani Johnson	Kuh-ma-Nee	F	R-Jr.	6-7	230	Brooklyn, N.Y.	Holy Spirit (Ga.) Prep School / Little Rock	6' 10"	8' 9"	29"	35"
21	Cade Arbogast	Are-Bo-gast	G	So.	6-3	170	Concord, Calif.	De La Salle HS / Lane (Ore.) CC	6' 3"	8' 0"	26"	31"
23	Connor Vanover		F	Jr.	7-3	225	Little Rock, Ark.	Findlay (Nev.) Prep / California	7' 5.5"	9' 10"	21"	24.5"
45	Lawson Blake		F	Fr.	6-10	225	Fayetteville, Ark.	Fayetteville HS / Link Year Prep (Mo.)	6' 6"	8' 7"	31.5"	38"

**\* - WILL BE GRANTED AN EXTRA YEAR OF ELIGIBILITY BY THE NCAA DUE TO COVID in 2020-21**

Head Coach: Eric Musselman (San Diego, 1987)

Assistant Coach: Clay Moser (Wisconsin-La Crosse, 1987)

Assistant Coach: Gus Argenal (UC Davis, 2004) • pronounced *Are-GIN-nall*

Assistant Coach: Keith Smart (Indiana, 1995)

Director of Operations: Anthony Ruta (Arizona State, 2012) • pronounced *ROO-tah*

Director of Recruiting/Asst. Dir. of Operations: Michael Musselman (San Diego, 2018)

Head Athletic Trainer: Matt Townsend (Idaho, 2017)

Graduate Assistants: Caleb Cline (South Dakota, 2020) • Raheem Martin (Greensboro College, 2016) • Jake Alburtus (Western Michigan, 2020) • Markus Black (Florida A&M, 2010) • Sam Little (Texas, 2020) • Ty McHone (Charlotte, 2019) • Trey Smith (Findlay, 2020) • Camden Taylor (North Carolina A&T, 2019)

Director of Scouting and Analytics: Hays Myers (LSU, 2016)

Director of Player Development: Mike Ekanem (Texas Lutheran, 2005) • pronounced *EE-con-EM*

Director of Internal Operations: Riley Hall (Arkansas, 2016)

Recruiting Coordinator: Ronnie Brewer Jr. (Arkansas, 2015)

Asst. Director for Basketball Operations: Jon Blake (Arkansas, 2015)

Head Strength Coach: Dave Richardson (Louisiana-Monroe, 1989)



**0 • Stanley UMUDE**  
South Dakota '21 • General Studies  
2nd Undergrad: Arts & Sciences



**1 • JD NOTAE**  
Recreation and Sport Management



**2 • Khalin "KK" ROBINSON**  
Recreation and Sport Management



**3 • Trey WADE**  
Wichita State '21 • General Studies  
Master's in Adult & Lifelong Learning



**4 • Davonte "Devo" DAVIS**  
Recreation and Sport Management



**5 • Au'Diese TONEY**  
Communications



**10 • Jaylin WILLIAMS**  
Recreation and Sport Management



**11 • Chris LYKES**  
Miami '21 • Sport Admin/Marketing  
2nd Undergrad: Arts & Sciences



**13 • Chance MOORE**  
Recreation and Sport Management



**14 • Jaxson ROBINSON**  
Arts and Sciences



**20 • Kamani JOHNSON**  
Communications



**21 • Cade ARBOGAST**  
Communications



**23 • Connor VANOVER**  
Communications



**45 • Lawson BLAKE**  
Exercise Science

CLICK NAME  
TO LISTEN TO  
HOGPODS

JD NOTAE

JAYLIN WILLIAMS

DEVO DAVIS

CHRIS LYKES

AU'DIESE TONEY



**Eric MUSSELMAN**  
Head Coach



**Clay MOSER**  
Assistant Coach



**Gus ARGENAL**  
Assistant Coach



**Keith SMART**  
Assistant Coach



**Anthony RUTA**  
Director of Basketball Operations



**Hays MYERS**  
Director of Scouting & Analytics



**Michael MUSSELMAN**  
Dir. of Recruiting/Asst. Dir. Ops



**Riley HALL**  
Director of Internal Operations



**Mike EKANEM**  
Dir. of Player Development



**Ronnie BREWER Jr.**  
Recruiting Coordinator

## ABOUT ARKANSAS

Location.....Fayetteville, Ark.  
Enrollment.....27,559  
Founded.....1871  
Colors.....Cardinal (PMS 201) and White  
Nickname.....Razorbacks  
Conference.....Southeastern (SEC)  
System President.....Dr. Donald R. Bobbitt (Arkansas, 1980)  
Interim Chancellor ...Dr. Charles F. Robinson (Houston, 1987)  
Vice Chancellor / AD.....Hunter Yurachek (Guilford, 1990)  
Faculty Representative.....Gerald Jordan (Arkansas, 1970)  
Deputy AD/MBB Admin....Clayton Hamilton (Arkansas, 1994)  
Arena (Capacity).....Bud Walton Arena (19,200)

## HISTORY

First Year of Basketball.....1923-24  
Seasons.....99th  
Head Coaches.....13  
Overall Conference Championships.....24 (2 SEC, 22 SWC)  
NCAA Tournament Record / App.....45-33 (.577) / 34  
NIT Record / App.....6-5 / 4  
SEC Tournament Record.....29-28



## Did You Know...

- Arkansas has won nine straight games and eight straight SEC games.
- (Per ESPN): Arkansas is **FIRST major conference team** to win eight consecutive conference games immediately following an 0-3 (or worse) start to league play **since UCLA accomplished the feat in 1981-82**.

## Inside The 9-Game Win Streak

- During the current nine-game win streak:
  - Arkansas held 8 of 9 opponents to below 40% FG shooting (Georgia was 45.3% ... 58.3% 1st half – 34.5% 2nd half)
  - Arkansas held 8 of 9 opponents to below 31% 3PT shooting (Georgia was 47.1% ... 63.6% 1st half – 16.7% 2nd half)
  - Arkansas held 5 of 9 opponents to below 60 points (Texas A&M had 73 in OT, West Virginia had 68, Georgia had 73 and Auburn had 76 in OT)
  - Arkansas is +28 in the turnover battle and +27 in assists
  - Arkansas has out-rebounded 7 of 8 opponents and are +5.7 rpg (Ole Miss out-rebounded Arkansas by two)

## Notae Is More than Just A Scorer; Sets Record vs Auburn

- Last time out, JD Notae scored a game-high 28 points versus Auburn and **strengthened his lead in the SEC in overall scoring** (19.13 ppg) and **regained the SEC only scoring lead** (20.90 ppg - eight points better than Miss State's Iverson Molinar at 20.10 ppg).
- AT GEORGIA:** Notae had 23 points and added nine rebounds (all defensive), six assists and three steals.
  - JD Notae became the first Hog to get 23+ points, 9+ rebounds and 6+ assists IN AN SEC GAME since Courtney Fortson in an OT win versus Auburn on 2/6/2010 (24-10-7) (HogStats).*
- VS MISS STATE:** Notae led the Hogs with 14 points and four assists while grabbing six boards (all defensive) and two steals.
- VS AUBURN:** Scored a game-high 28 points, making a career-high 11-of-14 at the line, with a career-high four blocked shots, five rebounds, a team-best three assists and three steals.
  - HAD A MUSSELMAN-ERA SINGLE-GAME RECORD 17 DEFENSIVE BALL TOUCHES (deflections, steals, blocked shots).**
- Jon Rothstein said: "Arkansas' JD Notae has quietly been as consistent as any guard in the SEC this season."**
- Overall, Notae is getting it done on both ends of the floor  
**He is the ONLY PLAYER in the SEC to rank among the SEC top 15 in scoring (1st), assists (13th), steals (2nd) and defensive rebounds (15th).**
- In 23 games this season, Notae has
  - led the team in steals 14x 1st on the team
  - led the team in scoring 12x 1st on the team
  - led the team in assists 11x 1st on the team
  - led the team in blocked shots 6x 2nd on the team
  - led the team in rebounds 4x 2nd on the team
- During the 9-game win streak, Notae has: led the team in scoring 6x and led the team in assists 6x

## If There is a J-Will; There is a Way

- Jaylin Williams is playing phenomenal basketball since SEC play began and even better during the Hogs' nine-game win streak.
- Over the last 12 games (including 11 SEC games), Williams has:**
  - Led the team in rebounding 11x with seven double-digit efforts and six double-doubles.
  - Led the team in steals 4x including a career-high 6 versus Texas A&M
  - Averaging 12.4 ppg and 10.2 rpg with 26 assists, 19 blocked shots and a team-best 23 steals while leading the team in free throws (43-of-54 for an impressive 79.6%).
- During the 9 game win streak, Williams has:**
  - Recorded a double-double 5x - including 5 of his 6 career double-doubles.
  - Scored in double figures 9x - including a career-high 19 vs South Carolina and 18 at Ole Miss.
  - Grabbed double-digit rebounds 5x - including a career-high 15 versus West Virginia (who only had 26 as a team).
  - Made 8 of his 11 3-pointers on the season with 20 of his 36 season steals and 13 of his 3 season blocked shots.

## ARKANSAS LEADS SEC IN SCORING DEFENSE IN LEAGUE GAMES

- Arkansas has allowed less than 60 points in 5 of its 11 SEC games and – despite allowing Auburn to score 76 in an overtime win – the Razorbacks continue to lead the conference in scoring defense in SEC games at 66.7 ppg. LSU is second at 67.0 ppg.
- Also, Arkansas has held eight SEC opponents to less than 40% shooting from the field and now ranks second in the conference in field goal percentage defense for league games at 39.7% Auburn leads at 38.9%.

## Defensive Improvement Since SEC Play Began

- SCORING DEFENSE:** PRE-SEC: 69.8 (212th NCAA/12th SEC) CURRENT: 68.3 (161st NCAA/10th SEC) SEC ONLY: 66.7 (1st SEC)
- FG% DEFENSE:** PRE-SEC: .429 (214th NCAA/10th SEC) CURRENT: .412 (77th NCAA/5th SEC) SEC ONLY: .397 (2nd SEC)
- 3PT% DEFENSE:** PRE-SEC: .364 (303rd NCAA/13th SEC) CURRENT: .335 (185th NCAA/10th SEC) SEC ONLY: .304 (3rd SEC)
- Opp 3's Made/GM:** PRE-SEC: 9.3 CURRENT: 8.0 SEC ONLY: 6.2 (2nd SEC)

### DEFENSE OVER THE LAST 9 vs PREVIOUS 15

LAST 9	192-523 FG (.367)	52-189 3PT (.275)	16.6 TO/gm	62.2 ppg
Prev. 15	376-854 FG (.440)	135-369 3PT (.366)	14.7 TO/gm	71.9 ppg

## Defense Is the Constant in 8 1/2 of the 9 Wins

- Arkansas has won eight straight and done so somewhat differently, but strong defense has been the constant in 7 1/2 games.
- Versus Missouri,** Arkansas put together one of its best offensive efforts and used an impressive run to start the game.
  - The Hogs won by 44, their 2nd-largest margin of victory in an SEC game, thanks to holding the Tigers to 19 first half points.
  - Arkansas held the Tigers to 29.2% shooting from the field and 12.5% from 3-point range while forcing 23 turnovers.
  - The Hogs only committed eight turnovers with 18 assists.
- At LSU,** Arkansas had one of its better defensive efforts and used an impressive run to end the game.
  - The Hogs held LSU to 58 points – the third-lowest point total by LSU in the Will Wade era.
  - The Hogs committed a season-high 19 turnovers with a season-low eight assists while forcing 16 turnovers.
- South Carolina,** Arkansas allowed 40 first-half points but only allowed 19 in the second half.
  - Despite allowing 40 first-half, points, the Hogs held South Carolina to 59 points for the game.
  - The Hogs committed 11 turnovers and forced 18 but once again had a season-low eight assists.
  - The last time a team scored 40 in the 1st and less than 20 in the second was Houston (49 and 12) on Jan. 6, 1979. (HogStats)

## RAZORBACKS DURING 9-GAME WIN STREAK

### JD NOTAE

19.7 ppg 4.6 rpg 35 assists 10 blk 16 stl

### JAYLIN WILLIAMS

13.8 ppg 10.4 rpg 38-45 FT 13 blk 20 stl

### STANLEY UMUDE

10.8 ppg 5.0 rpg 12 ast 10 blk 11 st

### AU'DIESE TONEY

10.6 ppg 5.2 rpg 21 off reb 30-38 FT 9 stl

### DAVONTE DAVIS

6.4 ppg 4.1 rpg 13 off reb 17 ast 12 st

### TREY WADE

6.1 ppg 3.0 rpg 55.6 FG% 6-12 3PT 11 ast

## SCORING LEADERS UNDER MUSS

- Under head coach Eric Musselman, Arkansas has produced some of the top scorers in the SEC.

2019-20	Mason Jones	22.0 ppg	1st SEC	8th NCAA
2020-21	Moses Moody *	16.8 ppg	3rd SEC	118th NCAA
2021-22	JD Notae	19.1 ppg	1st SEC	41st NCAA

\* Moody ranked 2nd SEC/17th NCAA in total points

## ARKANSAS SPURTABILITY

- Mercer:** Went on an **18-3** over an eight-minute span to claim a 74-61 victory.
- Gardner-Webb:** Went on a **14-0** run and ultimately **out-scored GWU 29-5** to put the Hogs up 18 (44-26).
- Northern Iowa:** Went on a **21-5** run over the final 4:10 to give Arkansas the 13-point win. Specifically, **Arkansas was down one (79-78 with 3:13 left) before going on a 13-0 run for a 90-78 cushion with 50 seconds left.**
- Kansas State:** Arkansas did not have a double-digit run, but had an 8-0 run and a 7-0 run as part of an **overall 26-9** run over 10:29.
- Penn:** Went on a **22-6** run over 7:14, spanning 3:04 in the first half to 15:50 of the second.
- UCA:** Had an **11-0** run in the first half and **started the second half with another 11-0** run. Then, midway through the second half, had a **20-2** run (including runs of 8-0 and 12-0) to put the game out of reach.
- Charlotte:** In the first half and the game tied 14-14, went on a **17-4** run (including a 9-0 spurt). In the second half, outscored Charlotte **13-2 (including a 10-0 run) to close the game.**
- Elon:** Down five, Arkansas **closed the first half with 17-0** run to lead 38-26. In the second half, went on a **16-2** run (to lead by 30) and had a 13-2 run.
- Missouri:** Arkansas **opened the game with a 26-3** run (with a 19-0 run) and **closed the first half on a 19-6** run.
- at LSU:** The Tigers took its largest lead (56-48 with 9:01 left), before Arkansas **closed the game with a 17-2** run. First, the Hogs had a 10-0 run to lead by two. LSU tied the game (58-58) with a dunk at 2:17. Arkansas then scored the final seven points of the game for the win.
- S Car:** Down 7 at halftime, Arkansas **opened the second half with an 18-1** run (including a 13-0 run on the back-end).
- TX A&M:** **Opened the game with a 20-4** run including a 10-0 run to cap the spurt.
- at Ole Miss:** Up three with 11:51 left, Arkansas went on a **15-2** run (including a 13-0 spurt) to lead by 16 with 4:26 left.
- West Va:** Started the game with a 16-5 run. Used **14-4** run early in the second half to take largest lead of 19. Its best run of 8-0 came after WVU turned the 19-pt deficit to 5.
- at Georgia:** Arkansas' best scoring run was just 8-0. However, down 4 (43-39), **Arkansas closed the first half with a 14-4** run to lead 53-47 at the break. The Hogs **opened the second half with a 12-2** run. Spanning 13:41 (end of 1st and start of 2nd), **Arkansas out-scored the Bulldogs 41-14 to lead by 23.**
- Auburn:** Down 4 (11-7), Arkansas went on a **20-4** run to lead by 12. **From 2:28 in the 2nd through OT, Arkansas out-scored Auburn 21-12.**

## 2021-22 MISCELLANEOUS STATS

### DOUBLE-FIGURE SCORING GAMES

Player	17-18	18-19	19-20	20-21	21-22	Career
Davis	NA	NA	NA	14	10	24
Johnson	NA	5	15	RS	1	21
Lykes	16	27	21	2*	10	76
Moore	NA	NA	NA	NA	-	-
Notae	23	24	RS	21	23	91
J. Robinson	NA	NA	NA	0	1	1
K. Robinson	NA	NA	NA	1	-	1
Toney	NA	9	14	12	14	49
Umude	0	19	28	24	11	82
Vanover	NA	9	RS	7	2	18
Wade	9	JC	9	3	2	23
Williams	NA	NA	NA	1	12	13

### 20+ POINT SCORING GAMES

Player	17-18	18-19	19-20	20-21	21-22	Career
Davis	NA	NA	NA	1	1	2
Johnson	NA	0	3	RS	-	3
Lykes	0	10	6	1*	2	19
Notae	7	8	RS	5	8	28
Toney	NA	1	2	3	1	7
Umude	0	8	9	14	2	33
Vanover	NA	1	RS	1	-	2
Wade	1	JC	1	1	-	3

### 30+/40+ POINT SCORING GAMES

Player	17-18	18-19	19-20	20-21	21-22	Career
Johnson	NA	0/0	2/0	RS	0/0	2 / 0
Notae	1/0	1/1	RS	0/0	2/0	4 / 1
Umude	0/0	1/0	0/0	5/1	1/0	7 / 1

### 3+ THREE-POINTERS IN A GAME

Player	17-18	18-19	19-20	20-21	21-22	Career
Davis	NA	NA	NA	1	1	2
Lykes	5	10	6	1*	2	24
Notae	7	11	RS	7	8	33
J. Robinson	NA	NA	NA	0	2	2
K. Robinson	NA	NA	NA	1	-	1
Toney	NA	0	1	1	-	2
Umude	0	1	2	5	2	10
Vanover	NA	1	RS	1	-	2
Wade	1	JC	2	1	-	4

### 5+ THREE-POINTERS IN A GAME

Player	17-18	18-19	19-20	20-21	21-22	Career
Lykes	0	2	2	0*	-	4
Notae	2	4	RS	0	2	8
Umude	0	0	0	2	1	3
Vanover	NA	1	RS	0	-	1

### DOUBLE FIGURE REBOUNDING GAMES

Player	17-18	18-19	19-20	20-21	21-22	Career
Johnson	NA	1	6	RS	-	7
Notae	2	3	RS	0	1	6
Toney	NA	1	1	2	2	6
Umude	0	4	5	5	-	14
Vanover	NA	0	RS	2	-	2
Wade	1	JC	3	1	-	5
Williams	NA	NA	NA	4	9	13

### DOUBLE FIGURE ASSISTS GAMES

Player	17-18	18-19	19-20	20-21	21-22	Career
Notae	0	1	RS	0	-	1

### DOUBLE-DOUBLES

Player	17-18	18-19	19-20	20-21	21-22	Career
Johnson	NA	0	4	RS	-	4
Notae	2	3	RS	0	1	6
Toney	NA	0	1	2	2	5
Umude	0	3	5	5	-	13
Wade	1	JC	2	0	-	3
Williams	NA	NA	NA	0	6	6

### TRIPLE-DOUBLES

Player	17-18	18-19	19-20	20-21	21-22	Career
Notae	0	1	RS	0	-	1

### 5+ ASSIST GAMES

Player	17-18	18-19	19-20	20-21	21-22	Career
Davis	NA	NA	NA	2	6	8
Johnson	NA	0	3	RS	-	3
Lykes	6	6	3	2*	2	19
Notae	2	9	RS	3	8	22
Toney	NA	0	0	2	-	2
Umude	0	1	3	7	-	11
Wade	0	JC	0	2	-	2
Williams	NA	NA	NA	0	5	5

### 3+ STEALS IN A GAME

Player	17-18	18-19	19-20	20-21	21-22	Career
Davis	NA	NA	NA	2	3	5
Johnson	NA	1	0	RS	-	1
Lykes	1	4	2	1*	2	10
Notae	11	8	RS	6	8	33
Toney	NA	1	4	1	1	7
Umude	0	2	1	2	1	6
Vanover	NA	0	RS	1	-	1
Wade	1	JC	1	1	1	4
Williams	NA	NA	NA	0	3	3

### 3+ BLOCKS IN A GAME

Player	17-18	18-19	19-20	20-21	21-22	Career
Johnson	NA	0	0	RS	1	1
Notae	1	2	RS	1	2	6
Umude	0	5	6	1	1	13
Vanover	NA	5	RS	8	1	14
Wade	2	JC	1	0	1	4
Williams	NA	NA	NA	1	4	5

• **Texas A&M**, Arkansas was on pace for another impressive defensive effort, but the overtime period skewed some numbers.

^ Arkansas held A&M to only had 58 points with 58 seconds left before Quenton Jackson made three free throws to get to 61 then Hassan Diarra hit a 3-pointer with 9 seconds left to force OT.

^ Arkansas held A&M to 37.1% FG (entered shooting 46.4%) and 30.8% from 3-PT (entered shooting 35.4%).

^ Arkansas forced 19 turnovers.

• **at Ole Miss**, Arkansas had one of its best nights from 3-point range for the season, making 44.4% (8-of-18) . Ole Miss entered the game 2nd in the SEC in 3-PT FG% at 28.5%.

^ Arkansas held Ole Miss 10 percentage points below the Rebels season averages both overall and from 3-pt range. Ole Miss entered the game shooting 43.2% FG and 32.7% 3PT but was held to 34.5% FG and 22.2% 3PT

• **West Virginia**, Arkansas only forced nine turnovers - a low during the streak - but the Mountaineers only had nine assists.

^ Also, Arkansas did keep the Mountaineers below 40% shooting (38.3%) and below 31% from long range (26.9%).

• **Mississippi State**, Arkansas and Miss State both struggled from the field in the first half as the Hogs shot 26.7% from the field (7.7% 3PT) and the 'Dogs shot 33.4.8% from the field (16.7% 3PT). The game was tied, 25-25.

^ In the second half, Arkansas shot a blistering 48.4% from the field while holding Miss State to 35.7% from the field.

• **Auburn**, Auburn entered the game shooting 45.1% from the field, was also 26th in the NCAA in turnover margin (+3.8) and 1st in the SEC in fewest turnovers (11.4/gm). The Razorbacks held the Tigers to 37.5% from the field, including 26.5% in the first half. Arkansas forced 19 turnovers and Auburn only had eight assists on 30 baskets.

## Offense Got the Hogs to 7th Heaven ... Thanks to 2nd Half Defense

• In the first six wins of the seven-game win streak, it was all based on Arkansas' defense. However, Arkansas extended the win streak to seven at Georgia thanks to an offensive explosion ... and a strong second-half defensive performance.

^ Arkansas **tied a season-high by making 40 FG** and shot 56.3% from the field (2nd best behind 56.7% vs Little Rock)

^ Arkansas **made a season-high 15 3-pointers and shot a season-high 53.6% from deep**

^ Arkansas **tied a season-high 23 assists** (also had 23 versus Gardner-Webb)

• Arkansas' defense wasn't as good at Georgia, but showed a dramatic turnaround in the second half to secure the win.

^ Georgia shot 45.3% FG ad 47.1% 3PT and snapped a streak of six straight games of Razorback opponents shooting below 40% FG and 31% 3PT. However, Arkansas did make significant improvement from the 1st half to the 2nd.

<b>UGA 1st HALF</b>	58.3% FG	63.6% 3PT	UGA had 11 ast / 9 TO
<b>UGA 2nd HALF</b>	<b>34.5% FG</b>	<b>16.7% 3PT</b>	<b>UGA had 5 ast / 10 TO</b>

## Defensive Firsts During Win Streak

• Arkansas has held its opponents below 40% shooting from the field each of the first six of the streak, including 29.2% vs Mizzou.

^ The last time Arkansas held six-straight opponents to less than 40% shooting was games 7- 12 of the 2013-14 season.

• **Arkansas is the only school to hold 6-straight, major-conference opponents under 40% shooting this season.** (HogStats)

• Arkansas has held its opponents below 31% shooting from 3-point range in all six games.

• **For the first time in program history versus SEC competition, Arkansas held its opponents below 40% shooting in five straight games.**

^ **Arkansas is the only SEC school in the last 15 years to hold five-straight league opponents shooting under 35% (34.8%) AND force at least 90 turnovers in a five-game span.** (Jared Burson, ESPN researcher)

^ It is also the first time any Musselman-coached college team has held opponents to shooting below 40% in five straight.

• **For the first time since Arkansas joined the SEC, the Razorbacks held league opponents below 60 points in back-to-back road games:** LSU only scored 58 (Jan. 15) and Ole Miss was held to 55 Wednesday.

^ The last time Arkansas held conference opponents below 60 in back-to-back road games was holding TCU (L, 51-45) and Baylor (W, 88-59) in 1989 while members of the Southwest Conference..

## The Runs ...

• **Versus Missouri, Arkansas had a 26-3 run (including a 19-0 spurt) over the first 9:34.**

^ **The Hogs held Missouri to 1-of-11 shooting (1-5 3PT)** with 5 rebounds (2 offensive)

^ Mizzou committed seven turnovers and had just one steal

^ Arkansas was 11-of-15 shooting (2-2 3 PT) with 10 rebounds (8 defensive)

^ Arkansas had seven assists, two blocked shots and two steals.

• **At LSU, Arkansas had a 17-2 run (including a 10-0 run to erase a 9-point deficit and a 7-0 run to end the game) over the final 9:01.**

^ **The Hogs held LSU to 1-of-9 shooting (0-3 3PT)** with 5 rebounds (0 offensive)

^ LSU committed six turnovers and had just one steal (which led to a turnover)

^ Arkansas was 6-of-14 shooting (3-6 3 PT) with 12 rebounds (4 offensive)

^ Arkansas had three assists and four steals.

• **Versus South Carolina, Arkansas had a 22-6 run (including an 18-1 run with a 13-0 spurt to erase a 7-point deficit) over the first 9:29 of the second half.**

^ **The Hogs held South Carolina to 1-of-14 shooting (0-6 3PT)** with 7 turnovers

^ Arkansas was 9-of-19 with six assists, three blocked shots and two steals with just three turnovers.

• **Versus Texas A&M, Arkansas opened the game with a 20-4 run (including a 10-0 spurt) over the first 8:13.**

^ **The Hogs held the Aggies to 1-of-10 shooting (1-5 3PT)** with 5 rebounds (2 offensive)

^ Arkansas started 8-of-14 (.571) from the field with six assists while grabbing 10 rebounds (7 defensive)

• **at Ole Miss, Arkansas was up three with 9:53 left before going on a 13-0 run until 4:26.**

^ **The Hogs held the Rebels scoreless for 5:09 and 0-of-6 shooting** with 2 rebounds

^ Arkansas was 5-of-7 from the field (with five assists), was 3-of-4 at the line and had six rebounds

• **Versus West Virginia, Arkansas opened the game with a 16-5 run.**

^ **Arkansas opened the second half with a 14-4 run for a 19-point lead.** Arkansas held WVU to 1-of-4 shooting and forced three turnovers while Arkansas was 6-of-9 shooting with three assists, two steals, a blocked shot and just one turnover.

• **at Georgia:** Arkansas' best scoring run was just 8-0. However, the Hogs still put together an impressive run to put the game out of reach. Down 4 (43-39), **Arkansas closed the first half with a 14-4 run to lead 53-47 at the break.** The Hogs **opened the second half with a 12-2 run.** Spanning 13:41 (end of 1st to start of 2nd), **Arkansas out-scored the Bulldogs 41-14 to lead by 23.**

• **Versus Miss State:** Once again, Arkansas' best run was just 8-0 to go up nine with six minutes to play. However, Mississippi State immediately answered with its own 8-0 run to make it a one-point game with two minutes left. **Arkansas closed the game with a 10-3 run - including a 7-0 spurt.**

• **Versus Auburn:** Down four (11-7), Arkansas went on a **20-4 run over a 10:11 span to take a 12-point lead.** Arkansas was down five (64-59) with 2:30 to play. However, and but out-scored the Tigers 7-2 to force overtime. Overall, from the 2:30 mark of the second half to 37 seconds left in overtime, Arkansas out-scored Auburn 17-6 to lead by six.

## Freebies; A Musselman Trademark • 1st NCAA in FT Made/2nd in SEC in FT%

• (Thru Feb. 9) Arkansas leads the NCAA by making 411 free throws and attempting 554 free throws.

- Arkansas has made at least 20 free throws in a game eight times (five times over the last 10 games),
  - Arkansas had season highs in both free throws made (29) and attempted (35) versus Elon.
  - Arkansas was 28-of-34 at the line versus West Virginia.
  - The Hogs also lived at the line in the wins over South Carolina, going 27-of-33 at the stripe, and Auburn (26-of-32).
  - The Razorbacks made a combined 42 freebies in two games against the Aggies (21-of-29 at A&M and 21-of-25 versus A&M).
  - Arkansas also made at least 20 free throws in both games of Hall of Fame Classic – K-State (27-of-34) and Cincy (24-of-34).
- When getting to the line, Arkansas is productive as it ranks 2nd in the SEC in free throw percentage at 74.2%.
  - Arkansas has shot over 80% at the line seven times, including a season-high 94.4% (17-of-18) in a loss to Oklahoma.
- In general, Eric Musselman's collegiate teams do a great job getting to the free throw line. In fact, his teams have either ranked 1st or 2nd in their respective leagues and among the NCAA top 25 in each of his first six years.
- Below are Musselman's teams' ranking in the NCAA (first) and in their respective leagues (second) in the categories:

	2015-16	2016-17	2017-18	2018-19	2019-20	2020-21	2021-22
FT Att (NCAA/Conf)	2 / 1	13 / 1	16 / 2	16 / 1	8 / 2	4 / 1	1 / 1
FT Made (NCAA/Conf)	1 / 1	24 / 2	9 / 1	17 / 1	3 / 1	2 / 1	1 / 1

### INDIVIDUALLY

- 2016-17 Jordan Caroline: 10th in NCAA in FT Att (251) • Marcus Marshall 33rd in FT made (164)
- 2017-18 Jordan Caroline: 8th in NCAA in FT Att (251) and 26th in FT made (178)
- 2019-20 Mason Jones led the NCAA in free throws made (233) and attempted (282)
- 2020-21 Moses Moody ranked 2nd in the NCAA in free throws made (151) and attempted (186)
- 2021-22 Chris Lykes ranks 5th in the SEC in free throws made (77) and 4th in FT% at 85.3%.
  - Au'Diese Toney ranks 7th in the SEC in free throws made (79) and JD Notae ranks 16th (71).

## Razorbacks Top 50 Pts in First Half at UGA; Hogs Still Score at High Rate

- Arkansas scored a season-high 53 first half points at Georgia but allowed a season-high 47 first half points.
  - With 100 points combined points in the first half, it marked the first time Arkansas had a game with combined 100-plus points in the first half since 2015 versus Auburn with 105 points (ARK: 58 to AUB: 47).
- Arkansas has scored at least 50 points in a half 14 times in the Musselman era (4x in the 1st half – 10x in the 2nd half)
- With all the talk about the Razorback defense, it's important to remember that Arkansas ranks 29th in the NCAA in scoring offense (78.6 ppg) and 39th in scoring margin (+10.3).

## A First For Everything

- VERSUS MISSOURI and for the first time this season, Arkansas started JD Notae, Au'Diese Toney, Trey Wade, Kamani Johnson and Jaylin Williams.
  - Not only was the Missouri game the first time that group had started ... IT MARKED THE FIRST TIME THIS SEASON THOSE SAME FIVE WERE EVER BEEN ON THE FLOOR TOGETHER AT THE SAME TIME.
- At LSU and due to an injury to Kamani Johnson, Arkansas started JD Notae, Au'Diese Toney, Stanley Umude, Trey Wade and Jaylin Williams.
  - Not only was the LSU game the first time that group had started ... IT TOO MARKED THE FIRST TIME THIS SEASON THOSE SAME FIVE WERE EVER BEEN ON THE FLOOR TOGETHER AT THE SAME TIME.
  - The above LSU lineup has been used in eight straight and are 8-0. The quintet are just the second starting five this season Arkansas has used multiple times this season.
- The lineups were the eighth and ninth different starting lineups this season.
  - Of the nine different starting lineups, the only other lineup two be used more than once consisted of Davonte Davis, JD Notae, Au'Diese Toney, Jaylin William and Connor Vanover. That group posted an 8-1 record.

## Fewest Points In a Half

- Arkansas held Missouri to 15 first-half points. It ties for the 11th-fewest points scored by an opponent (according to records dating back to 1969-70) and the fewest since holding Mississippi State to a record-low 9 first-half points on Feb. 7, 2015.
- Arkansas held South Carolina to 19 second-half points. It ties for the 11th-fewest points scored by an opponent and the fewest since holding Savannah State to 18 second-half points o Dec. 12, 2013.
- In each of the last three games, Arkansas has held its opponents to 26 points or fewer in a half at least once. Georgia only scored 26 second-half points while Mississippi State and Auburn each scored just 25 first-half points.

## Opponents Not Getting Many 2nd Chances

- Auburn had an impressive night on the boards versus Arkansas, grabbing 60 rebounds - 24 on the offensive end. HOWEVER, Arkansas had 42 boards – 31 defensive. It was the 12th time this season Arkansas had at least 40 total rebounds and just the sixth time the Razorbacks has at least 30 defensive rebounds.
- Arkansas is 6th in the SEC in rebounds per game (38.58). HOWEVER, when opponents miss, Arkansas will likely get the defensive rebound.
- Arkansas LEADS THE SEC in defensive rebounds percentage (.761). Kentucky is also at .761. Opponents have only managed 207 total offensive rebounds this season – 3rd fewest in the SEC – compared to 659 Arkansas defensive boards.
- Arkansas has held opponents single-digit offensive rebounds in 18 of 24 games.
  - Versus UCA, only two Bears recorded a single offensive rebound (one each) while the "team" had three offensive rebounds
  - Charlotte had ZERO offensive rebounds in the first half and finished with four for the game.
  - K-State (12), Mississippi State (15), LSU (11), South Carolina (15) and Texas A&M (1/22) are the only teams to grab double-digit offensive rebounds.
- Arkansas opponents have scored 9 or fewer second-chance points in 17 of 24 games this year including:
  - 2 by UCA
  - 3 (2x) by Mercer, Gardner-Webb
  - 4 by Cincinnati
  - 6 (5x) by Little Rock, Charlotte, Oklahoma, Missouri, at Georgia
  - 7 by Penn
  - 8 (3x) by Kansas State, Hofstra, Elon,
  - 9 (4x) by Vanderbilt, Texas A&M (1/8), Texas A&M (1/22), Ole Miss
  - Northern Iowa (16), Mississippi State (14 and 10), LSU (10) and South Carolina (12) are the only teams to score double-digit, second-chance points.

## 2021-22 MISCELLANEOUS STATS

### RECORD BREAKDOWN

At Home	2021-22: 14-1	Muss Era: 44-6
On The Road	2021-22: 2-2	Muss Era: 11-14
Neutral Site	2021-22: 2-2	Muss Era: 8-4
White "Razorback" Uni	2021-22: 4-0	Muss Era: 17-0
White "94" "Razorback" Uni	2021-22: 5-1	Muss Era: 19-5
White "Hog" Uni	2021-22: 4-1	Muss Era: 13-3
White "Arkansas" Uni	2021-22: 2-0	Muss Era: 2-0
Cardinal "Arkansas" Uni	2021-22: 1-2	Muss Era: 10-14
Cardinal "Razorback" Uni	2021-22: 1-1	Muss Era: 1-1
Cardinal Camo "Arkansas" Uni	2021-22: 1-0	Muss Era: 1-0
Cardinal "Hog" Uni	2021-22: 1-0	Muss Era: 1-0
Anthracite Uni	2021-22: 0-0	Muss Era: 0-1

### GENERAL

When ARK controls tip	2021-22: 14-5	Muss Era: 42-12
When OPP controls tip	2021-22: 5-0	Muss Era: 22-12
When ARK scores first	2021-22: 14-1	Muss Era: 39-9
When OPP scores first	2021-22: 5-4	Muss Era: 25-15

### LEADS AND DEFICITS

Leading at the half	2021-22: 14-1	Muss Era: 48-3
Trailing at the half	2021-22: 4-4	Muss Era: 15-21
Tied at the half	2021-22: 1-0	Muss Era: 1-0
With 5:00 left	Leading: 17-0   Trailing: 1-5   Tied: 1-0	
With 2:00 left	Leading: 57-3   Trailing: 5-20   Tied: 2-1	
Muss Era	Leading: 15-0   Trailing: 2-5   Tied: 1-0	
Muss Era	Leading: 58-4   Trailing: 4-18   Tied: 1-2	

Games decided by 1-to-5 points	2-2
Games decided by 6-to-10 points	6-1
Overtime games	2-0

### OFFENSE

Scoring less than 70 points	2021-22: 3-2	Muss Era: 12-8
Scoring 70-79 points	2021-22: 7-1	Muss Era: 21-13
Scoring 80-89 points	2021-22: 5-2	Muss Era: 18-3
Scoring 90-99 points	2021-22: 4-0	Muss Era: 10-0
Scoring 100+ points	2021-22: 0-0	Muss Era: 3-0
1-2 Hogs in Double Figures	2021-22: 0-2	Muss Era: 2-7
3 Hogs in Double Figures	2021-22: 7-2	Muss Era: 24-12
4 Hogs in Double Figures	2021-22: 10-1	Muss Era: 27-3
5-7 Hogs in Double Figures	2021-22: 2-0	Muss Era: 19-2
8+ Hogs in Double Figures	2021-22: 0-0	Muss Era: 1-0
At least 1 Hog Scores 20+	2021-22: 8-4	Muss Era: 27-10
2+ Hogs Score 20+	2021-22: 1-1	Muss Era: 15-7

FG% (Muss Era)	at least 50%: 6-0 (17-1)   < 50%: 13-5 (47-23)
3FG% (Muss Era)	at least 33%: 6-1 (32-7)   < 33%: 13-4 (32-17)

### REBOUNDING/TURNOVERS

Out-rebounding opponent	2021-22: 15-1	Muss Era: 36-4
Out-rebounded by opp.	2021-22: 2-4	Muss Era: 23-20
Rebounds are even	2021-22: 2-0	Muss Era: 4-1
Grabbing 10+ off reb	2021-22: 15-2	Muss Era: 35-12
Forcing 15+ turnovers	2021-22: 10-2	Muss Era: 35-13
Committing less than 15 TO	2021-22: 13-1	Muss Era: 47-11

### BY MONTH

In November	6-0
In December	4-3
In January	6-2
In February	3-0
In March	0-0

### LED HIS TEAM IN SCORING (INCLUDES TIES)

Player	17-18	18-19	19-20	20-21	21-22	Career
Davis	NA	NA	NA	3	1	4
Johnson	NA	0	5	RS	-	5
Lykes	3	13	11	1	2	30
Notae	15	16	RS	7	10	48
J. Robinson	NA	NA	NA	0	-	0
Toney	NA	0	3	1	3	7
Umude	0	13	13	14	4	44
Vanover	NA	1	RS	2	2	5
Wade	5	JC	3	1	-	9
Williams	NA	NA	NA	0	1	1

### LED HIS TEAM IN REBOUNDING (INCLUDES TIES)

Player	17-18	18-19	19-20	20-21	21-22	Career
Davis	NA	NA	NA	2	-	2
Johnson	NA	2	8	RS	1	111
Lykes (assists)	6	12	10	1	-	28
Notae	3	13	RS	0	4	21
J. Robinson	NA	NA	NA	0	1	1
Toney	NA	12	5	2	3	22
Umude	0	8	13	12	1	34
Vanover	NA	3	RS	5	-	8
Wade	5	JC	7	5	-	17
Williams	NA	NA	NA	7	16	23



# ARKANSAS IN 2020-21 RANKINGS

Thru Feb 9, 2022



TEAM IN THE NCAA/SEC	NCAA	SEC	NO.
3-pt Field Goal Attempts (350 ranked)	184	8	497
Assist Turnover Ratio (350 ranked)	85	4	1.18
Assists Per Game (350 ranked)	66	3	15
Blocked Shots Per Game (350 ranked)	62	7	4.4
Defensive Rebounds per Game (350 ranked)	44	3	27.46
Fewest Fouls (350 ranked)	248	7	401
Fewest Turnovers (350 ranked)	217	6	304
Field-Goal Percentage (350 ranked)	127	3	45
Field-Goal Percentage Defense (350 ranked)	77	5	41.2
Free Throw Attempts (350 ranked)	1	1	554
Free Throws Made (350 ranked)	1	1	411
Free-Throw Percentage (350 ranked)	77	2	74.2
Offensive Rebounds Per Game (350 ranked)	99	10	11.12
Personal Fouls Per Game (350 ranked)	183	7	16.7
Rebound Margin (350 ranked)	56	4	4.9
Scoring Defense (350 ranked)	161	10	68.3
Scoring Margin (350 ranked)	39	5	10.3
Scoring Offense (350 ranked)	29	4	78.6
Steals Per Game (350 ranked)	47	6	8.3
Three Pt FG Defense (350 ranked)	185	10	33.5
Three-Point Field Goals Per Game (350 ranked)	277	11	6.3
Three-Point Field-Goal Percentage (350 ranked)	315	13	30.6
Total 3-point FGM (350 ranked)	243	11	152
Total Assists (350 ranked)	47	3	359
Total Blocks (350 ranked)	44	7	106
Total Rebounds (350 ranked)	26	5	926
Total Rebounds Per Game (350 ranked)	46	6	38.58
Total Steals (350 ranked)	30	6	199
Turnover Margin (350 ranked)	49	5	2.7
Turnovers Forced (350 ranked)	46	6	15.38
Turnovers Per Game (350 ranked)	145	4	12.7
Won-Lost Percentage (350 ranked)	28	3	79.2

## RAZORBACKS IN THE NCAA/SEC

3-pt Field Goal Attempts (342 ranked)	JD Notae	43	3	167
Assist Turnover Ratio (349 ranked)	Davonte Davis	211	8	1.58
	JD Notae	292	12	1.35
	JD Notae	223	13	3.5
Assists Per Game (337 ranked)	Davonte Davis	298	16	3.2
	Jaylin Williams	119	6	1.29
Blocked Shots Per Game (350 ranked)	Stanley Umude	308	19	0.83
	Jaylin Williams	9	2	7.75
Defensive Rebounds per Game (348 ranked)	Jaylin Williams	58	3	6
Double Doubles (295 ranked)	Au'Diese Toney	295	12	2
	JD Notae	254	8	42.3
Field-Goal Percentage (318 ranked)	Au'Diese Toney	120	9	103
Free Throw Attempts (339 ranked)	Chris Lykes	170	15	95
	JD Notae	170	15	95
	Jaylin Williams	302	19	82
	Chris Lykes	106	5	81
Free Throws Made (334 ranked)	Au'Diese Toney	123	7	79
	JD Notae	176	16	71
Free-Throw Percentage (350 ranked)	Jaylin Williams	334	24	58
	Chris Lykes	67	4	85.3
Au'Diese Toney	239	13	76.7	
	JD Notae	281	15	74.7
Minutes Per Game (350 ranked)	JD Notae	151	2	33:31
Offensive Rebounds Per Game (347 ranked)	Au'Diese Toney	147	9	2.42
Points Per Game (350 ranked)	JD Notae	41	1	19.1
Rebounds Per Game (350 ranked)	Jaylin Williams	25	2	9.2
Steals Per Game (347 ranked)	JD Notae	11	2	2.39
	Jaylin Williams	209	18	1.5
Three-Point Field Goals Per Game (349 ranked)	JD Notae	183	4	2.22
Three-Point Field-Goal Percentage (100 ranked)	--			
Total 3-point FGM (337 ranked)	JD Notae	153	4	51
Total Assists (348 ranked)	JD Notae	186	12	81
	Davonte Davis	236	15	76
	Jaylin Williams	329	17	67
	Jaylin Williams	93	7	31
Total Blocks (349 ranked)	Stanley Umude	256	16	20
	JD Notae	11	1	376
Total Field Goal Attempts (347 ranked)	JD Notae	29	1	159
Total Field Goals Made (348 ranked)	JD Notae	148	3	770:53
Total Minutes (350 ranked)	Au'Diese Toney	208	6	749:52
	Jaylin Williams	315	11	720:37
Total Points (345 ranked)	JD Notae	31	1	440
Total Rebounds (344 ranked)	Jaylin Williams	19	2	221
Total Steals (329 ranked)	JD Notae	6	1	55
	Jaylin Williams	131	14	36
	Davonte Davis	329	33	29

## 3-Ball Streak Ends After 33 Years

- Arkansas had made a 3-pointer in 1,092 games prior to going 0-of-11 from deep in the 16-point win over South Carolina on Jan. 18. **The last game Arkansas did not make a 3-pointer was when the Razorbacks went 0-for-2 at Texas on Jan. 07, 1989.**
- ^ It was the third-longest active streak in the NCAA behind UNLV (1,144 games) and Duke (1,130 games).
- ^ **IRONICALLY**, Arkansas made its 1,000th straight triple (by Mason Jones) versus South Carolina in Columbia in 2019.
- ^ **IRONICALLY**, Vanderbilt had its 3-point streak end at of 1,080 games nearly two years ago to the date, going 0-of-25 in a home loss to Tennessee on Jan. 15, 2020. Kentucky is the only other SEC school to have a streak of 3-pointers made go over 1,000 games. The Wildcats drained a triple in 1.047 game before going 0-of-6 in an NCAA first round win over Davidson in 2018.
- ^ UNLV and Princeton are the only two teams to make a 3-pointer in every game they have played since the 3-point line was adopted for the 1986-87 season.
- ^ According to @sports\_ref database, Arkansas's 16-point win was the largest margin of victory in a game which the winning team did not make a 3-pointer. **IRONICALLY**, the previous record was 10 points by Alabama in a win over South Carolina on Jan. 12, 2011.
- **Arkansas only made one 3-pointer 22 times during the 1,092-game streak.**
- ^ The last time Arkansas made just one (1-of-9) was in the Hog's 2021 Sweet 16 win over Oral Roberts (by Jalen Tate).
- ^ Prior to that, Arkansas only made one triple on Feb. 9, 2016 versus Mississippi State.
- ^ Five of the 22 times, Lee Mayberry saved the streak by making Arkansas' one and only 3-pointer.
- ^ Arkansas is now 7-0 in games it did not make a 3-pointer since 1986-87. (HogStats.com)

## New 3-Point Streak Starts

- Arkansas started a new streak by making seven 3-pointers versus Texas A&M.
- Then at Ole Miss, Arkansas had its then second-best shooting game from deep, making 44.4% (8-of-18).
- At Georgia, Arkansas made a season-best 15 3-pointers and made a season-best 56.3% from deep (15-of-28).
- **Since that 0-for performance, Arkansas is 45-of-126 (35.7%) over the last six games.**

## Near Perfect 10

- Jaylin Williams has been outstanding in SEC play, especially **the last the last 10 games where he collected his first** (at Texas A&M), **second** (vs Missouri), **third** (at LSU), **fourth** (vs Texas A&M), **fifth** (vs West Virginia) and **sixth** (Auburn) **career double-doubles**.
- He was a strong candidate for SEC Player of the Week Jan. 17 with double-doubles each in wins over Missouri and LSU. The next week, he was **tabbed SEC co-Player of the Week Jan. 24**.
- He did not have a double-double versus South Carolina, but he did score a **career-high 19 points with nine boards** in just 26:20 played (only played 7:22 in the first half due to foul trouble).
- **DURING THE 8-GAME WIN STREAK, he is averaging 13.9 pts and 10.4 rebs.**
- **SINCE SEC PLAY BEGAN:**
- ^ In the SEC opener at Mississippi State, he had six assists and three blocked shots
- ^ He added 10 rebounds in the Vandy game.
- ^ He tied a **then career high with 13 rebounds** at LSU.
- ^ Followed that with a **career-high 19 points** versus South Carolina.
- ^ Had a **career-high six steals** versus with a double-double in the Texas A&M win
- ^ Just missed his career-high with 18 points at Ole Miss, making 2-of-3 from 3-point range.
- ^ Had a **career-high 15 rebounds** versus West Virginia.
- ^ Also set **career highs in free throws twice** over the span, making 7-of-8 at the line versus Missouri then topping that by making 9-of-10 versus South Carolina.

## 9-GAME WIN STREAK

MISSOURI	3-7 FG	0-1 3PT	7-8 FT	(1-9) 10 rebs	3 assists	0 BLK	2 STL	13 pts
at LSU	4-7 FG	1-2 3PT	2-2 FT	(1-12) 13 rebs	1 assist	1 BLK	3 STL	11 pts
S CARO	5-11 FG	0-1 3PT	9-10 FT	(3-6) 9 rebs	2 assists	0 BLK	1 STL	19 pts
TX A&M	5-10 FG	1-2 3PT	3-3 FT	(1-10) 11 rebs	3 assist	3 BLK	6 STL	14 pts
at Ole Miss	6-10 FG	2-3 3PT	4-5 FT	(1-7) 8 rebs	3 assists	3 BLK	2 STL	18 pts
WEST VA	3-13 FG	1-4 3PT	5-7 FT	(1-14) 15 rebs	1 assist	2 BLK	2 STL	12 pts
at Georgia	6-9 FG	1-2 3PT	1-2 FT	(0-8) 8 rebs	1 assist	2 BLK	1 STL	14 pts
MISS STATE	4-9 FG	1-2 3PT	1-1 FT	(0-9) 9 rebs	0 assists	2 BLK	1 STL	10 pts
AUBURN	3-9 FG	1-3 3PT	6-7 FT	(1-10) 11 rebs	2 assists	0 BLK	2 STL	13 pts
9 GM TOT.	39-85 FG	8-20 3PT	38-45 FT	94 reb	16 assists	13 BLK	20 STL	124 pts
9 GM AVG	.459	.400	.844	10.4	1.8	1.4	2.2	13.8

## JD Getting It Done on Both Ends

### OFFENSE

- Leads the SEC in overall scoring (19.13 ppg) and with an impressive 20.9 ppg in league games
- ^ Has only led the team in scoring 12 times (**but has done so in 7 of the last 10**)
- ^ Is the only Razorback to score in double figures in every game he has played this season.
- ^ Leads (tied) the NCAA by scoring double-digits in 23 consecutive games this season
- Ranks 13th in the SEC in assists per game (3.52).
- ^ Has led the team in assists 11 times (**but has done so in 7 of the last 11**)
- ^ Had a season-best nine assists vs Northern Iowa and has had at least 5 helpers 8x.

### DEFENSE

- Ranks 9th in the NCAA (2nd in the SEC) in steals (2.39).
- ^ Has a steal in all 23 games and had at least two steals in 17 of his 22 games

- ^ Had seven steals in the season opener versus Mercer
- ^ Had five steals versus Vandy (was a factor in Pippen Jr. having 7 turnovers in the game)
- ^ Added four steals versus Charlotte and has tallied three on five occasions.
- Ranks 15th the SEC – and **tops among SEC point guards** – in defensive rebounds (4.09).
- ^ Had 10 defensive boards in getting a double-double vs Charlotte (23 and 10)
- ^ After getting zero boards vs West Virginia, had 9 at Georgia and six vs Miss State
- ^ Has eight games with at least 5 defensive boards
- **IN SEC GAMES, ranks 10th in the league in blocked shots (1.1 avg.)**
- ^ Had a career-high four blocked shots vs Auburn
- ^ Had three rejections vs South Carolina

## Notae Notables

- JD Notae ranks 1st in the SEC in scoring, 2nd in steals and 13th in assists.
- ^ **He is 1 OF 4 PLAYERS in the league to rank among the top 15 in scoring, assists and steals.**
- ^ Santiago Vescov, Kennedy Chandler and Scotty Pippen Jr. are also among the top 15.

### BIG GAMES

- **Scored 30 in the season opener versus Mercer.** Added a career-high seven steals.
- ^ He was the sixth Razorback to score at least 30 in a season opener.
- ^ It marked the 134th time in Arkansas history a player has scored at least 30 points and Notae was the 50th Razorback to accomplish the feat.
- **Scored a game-high 28 in the win over Penn.** Added nine rebounds and five assists.
- ^ Was 13-of-24 from the field
- ^ When Penn got to within 10 with 4:11 left, Notae went on a personal 8-0 run to put Arkansas up 18 with 27 seconds left.
- **Versus Northern Iowa, JD Notae just missed his second career triple-double** with 17 points, 9 assists and 8 rebounds. Oh, by the way, he only committed one turnover in 38:52 minutes played.
- ^ Notae is the first Razorback to get at least 17 points, 8 rebounds and 9 assists in a game since Courtney Fortson's triple-double (20-10-11) against North Carolina Central on 12/10/2008. (HogStats)
- **Versus Charlotte,** recorded his sixth career double-double with 23 points and 10 rebounds. He added four steals as well.
- **At Texas A&M,** scored 31.
- ^ It was his best effort as a Razorback.
- ^ Scored 12 points to start game as Arkansas raced out to a 20-9 lead.
- ^ Scored seven in a 13-3 run to cut Arkansas deficit from 11 to 1 with 1:08 to play.
- **Versus South Carolina,** had 17 points, 7 rebounds, 5 assists and tied his then career-high with three blocked shots.
- **Versus Auburn,** scored 28 points thanks to career-high 11-of-14 free throws and a career-high four blocked shots.

## JWill-ing Passer • Hits the Boards • Takes Charges

### PASSING

- Jaylin Williams was among the SEC leaders in assists most of the season. However, with his scoring on the rise, he only has four total assists in the last four games to drop him below 3.0 assists per game for the first time this season.
- ^ Posted a then career-highs of 5 assists in each of the first 2 games (Mercer and Garner-Webb)
- ^ Then, **had a career-high seven assists** (in game 3) **versus Northern Iowa.**
- ^ He also led the team with:
  - four assists versus Cincinnati
  - six assists vs Penn
  - six assists at Mississippi State

### STEALS


- Jaylin Williams is 2nd on the team and 18th in the SEC in steals with 36 (1.50 avg). He has 23 steals over the last 11 games
- ^ **Had a career-high six steals at home vs Texas A&M.**
- ^ **Had a then career-high three steals vs Charlotte and at LSU.**
- ^ **2ND THE TEAM IN DEFENSIVE BALL TOUCHES** (including deflections, steals and blocked shots) **with 155** ahead of SEC steals leader JD Notae's 161.

### REBOUNDING


- Jaylin Williams has pulled down at least eight rebounds in 19 of the 24 games (**but no fewer than six ... once**) this season, including nine games with double-digit rebounds.
- ^ **Has double-digit rebounds in 7 of the last 11** (getting "just" 9 vs USC and Miss State, and "just" 8 at Ole Miss and at Georgia)
- ^ **Has double-doubles in 6 of the last 10** (getting "just" 19 & 9 vs USC • 18 & 8 at Ole Miss • 14 & 8 at Georgia • 10 & 9 vs Miss State)
- Ranks 2nd in the SEC (**9th NCAA**) in defensive rebounds (7.75)
- Ranks 2nd in the SEC (**25th NCAA**) in overall rebounds (9.2)
- ^ **Had a career-high 15 rebounds – including 14 defensive – vs West Virginia**
- ^ **Pulled down a then career-high 13 rebounds twice this season**
- 1st had 13 vs UCA, including 9 defensive (8 defensive in the first half alone)
- 2nd had 13 at LSU, including 12 defensive
- ^ **Other double-digit rebound games:**
  - 11 vs Cincy • 11 vs Mizzou • 11 vs Texas A&M • 10 vs Vandy • 10 at LSU, 11 vs Auburn
- ^ Recorded nine boards versus Penn, South Carolina and vs Miss State.

### TAKING CHARGES

- Jaylin William led the team by taking 16 charges last season and leads the team by taking 35 charges this season. **He has taken multiple charges in a game 11x this season.**



**ERIC MUSSELMAN LIVE**



**COURTSIDE WITH ERIC MUSSELMAN**

**ERIC MUSSELMAN LIVE RADIO SHOW**

Once again, there will be 12 Arkansas basketball radio shows, all starting at 7 pm, at Sassy's BBQ and Grille (Steamboat Dr.) in Fayetteville.

Monday, Nov. 15 Monday, Nov. 29 Monday, Dec. 6 Monday, Dec. 13 Monday, Dec. 20 Monday, Jan. 3	Monday, Jan. 10 Monday, Jan. 17 Monday, Jan. 24 Monday, Jan. 31 Monday, Feb. 7 <b>Sunday, Feb. 28</b>
--	--

**COURTSIDE WITH ERIC MUSSELMAN**

There will be 10, 30-minute television shows featuring head coach Eric Musselman and co-host Chuck Barrett. Each show will air on Sunday, Please check local listings for times and channels in your area.

Sunday, Jan. 2 Sunday, Jan. 9 Sunday, Jan. 16 Sunday, Jan. 23 Sunday, Jan. 30	Sunday, Feb. 6 <b>Sunday, Feb. 13</b> Sunday, Feb 20 Sunday, Feb 27 Sunday, Mar 6
---	---

### ^ Williams took four charges twice:

- Vs Cincinnati, including one with nine seconds left to help seal the win.
- At LSU, including one with 59 seconds left that helped secure the win.
- ^ Williams took **three charges 3x:** versus Gardner-Webb, at TX A&M (1/8) and at Georgia.
- ^ Williams took **two charges 6x:** UCA, vs TX A&M, Ole Miss, West Virginia, Miss State, Auburn

## Taking Charge - A Fort Smith Northside Calling Card

- Over the last six seasons (only years available), **Williams has the most charges with 35.** Isaiah Joe previously had the mark for the most charges taken in a season with 27.
- **Both Williams and Joe were teammates at Fort Smith Northside High School.**
- ^ Joe took 27 charges his freshman season at Arkansas and 24 as a sophomore.

## Williams Named SEC co-Player of the Week

- Jaylin Williams averaged 16.5 points and 10.0 rebounds last week to be named SEC co-Player of the Week. He shared the honor with Auburn's Walker Kessler.
- He followed that with an 18-point, 8-rebound, 3-assist, 3-blocked shot and 2-steal performance at Ole Miss Wednesday, while taking two charges.
- Williams posted a career-high with 19 points and made a career-high 9-of-10 at the free throw line in a win over South Carolina. He added a career-high six steals while recording his fourth double-double in five games in Saturday's overtime win over Texas A&M.
- Overall versus Texas A&M, Williams became **the first major conference Division I player to have at least 14 points, 11 rebounds, six steals, three blocked shots and three assists since November 2010**, according to Sports Reference.
- **vs. South Carolina**
  - ^ Only played 26 minutes due to foul trouble but still scored a career-high 19 – hitting a career-high 9-of-10 free throws.
  - ^ Was one rebound shy of a double-double.
  - ^ Played 7:22 in the first half and 18:58 in the second. Was +24 for the game and +24 in the second half as Arkansas outscored the Gamecocks by 23 in the period (42-19). Had 10 points, eight rebounds, two assists and a steal in the second half alone.
- **vs. Texas A&M**
  - ^ Record his fifth double-double of the season with 14 points and 11 rebounds.
  - ^ Added a career-high six steals with three assists and three blocked shots.
  - ^ After a 9-0 A&M run to get to within one (51-50), converted an old-fashion 3-point play to end the spurt.
  - ^ With Arkansas up one in overtime, had a dunk for a 3-point lead, 71-68 at 2:31.
  - ^ Later (0:42), A&M hit a 3-pointer to get to within one (72-71). Williams then hit a jumper with 13 seconds left on the game clock (two ticks on the shot clock) to put the Hogs up 3.

## Toney Tops 1K

- Au'Diese Toney scored his 1,000th point at Georgia with a fastbreak layup at the 8:32 mark of the first half at Georgia.
- Part of his success this year has been his career year at the free throw line. He has made a career-best 79 free throws while shooting a career-best 76.7% from the stripe.
- ^ He was a 66.2% FT shooter in his three years at Pitt.
- Toney is also shooting a career-best 57.1% from the field. He was just a 42.6% shooter from the field in three years at Pitt.

## TAKING CHARGE

- According to records available (back to 2016-17), the following is a breakdown of the Razorbacks taking charges.

Year	Team Tot	Player Leaders
2016-17:	24	5 by Dustin Thomas and Anton Beard
2017-18:	47	8 by 3 players
2018-19:	<b>71</b>	<b>27 by Isaiah Joe</b>
	24 by Gabe Osabuohien	
2019-20:	43	18 by Isaiah Joe (missed 5 games to injury)
2020-21:	60	16 by Jaylin Williams
2021-22:	60	<b>35 BY JAYLIN WILLIAMS</b>

## Au'Some In KC

- Au'Diese Toney was named **Hall of Fame Classic MVP** as he led the team in both scoring (16.0 avg) and rebounding (9.0 avg).
- ^ Scored 13 vs K-State and 19 vs Cincinnati while grabbing nine rebounds in each game.
- ^ Was a combined 12-of-15 at the free throw line in Kansas City.

## Toney Returns to Form; #2 on the Team in Scoring

- Au'Diese Toney was the team's second-leading scorer through the first eight games. His production was down in games 9-13 before returning to form of late and reclaim his spot as the team's second-leading scorer at 11.0 ppg.
- Versus Vandy**, Au'Diese Toney had his first 20-point game as a Razorback, scoring 16 of his 20 in the 2nd half (5-of-5 FG)
  - ^ Tied a season-high with three assists.
  - ^ Was 6-of-7 from the field - including 5-of-5 in the 2nd half
  - ^ Was 7-of-9 at the free throw line.
- Toney played a season 38:40 **at LSU** (including the whole second half).
  - ^ Had 12 points (4-of-8 FG • 4-of-6 FT) with four rebounds.
  - ^ *Didn't get credit for a rebound, but after JD Notae missed the front end of a 1-and-1 with Arkansas up three and 22 seconds left, Toney tipped the miss that Stanley Umude corralled and turned into a layup for a 5-point cushion.*
- Versus South Carolina**, Toney pumped in 13 points with **eight rebounds (5 offensive) and a season-high three steals**.
- At Ole Miss**, his offensive line was not off the charts. However, he was +12 – the only Razorback in double digits for Plus-Minus. What didn't show up was his stellar defense as he was named the team's defensive player of the game.
- Versus West Virginia**, Toney turned in his best offensive and defensive game since the Hall of Fame Classic. First, he scored a team-best 19 points (6-of-8 FG and 7-of-8 FT) with seven rebounds and a season-high three assists. On defense, he held WVU's leading scorer Taz Sherman to 4-of-11 shooting and seven of Sherman's 15 points came in the final 2 minutes.
- Versus Auburn**, turned in his second double-double as a Razorback with 14 points and 10 rebounds (5 offensive boards).
 

GMS 1-8	40-58 FG • 69.0%	29-40 FT • 72.5%	6.8 rebs/gm	14.0 ppg
GMS 9-13	7-15 FG • 46.7%	12-14 FT • 85.7%	4.2 rebs/gm	5.4 ppg
GMS 14-24	42-83 FG • 50.6%	38-49 FT • 77.6%	5.1 rebs/gm	11.3 ppg

## Stan The Man at UGA

- Stanley Umude led the Hogs to the win at Georgia with a season-high 31 points, a season-high four assists and making a career-high six 3-pointers made.
  - ^ Added four rebounds, two steals and two blocked shots
  - ^ Hit a layup with 3:26 left in the first half to give Arkansas a 1-point lead (44-43) – a lead the Hogs would not relinquish
  - ^ Also, up 4 (32-28) with 4 minutes left in the 1st half, Umude scored 23 points – including back-to-back 3's to end the run for a 23-point lead – as part of a 41-14 run that went to the 10-minute mark of the 2nd half. **VIDEO: MUSS ON THE 3's**
- Stanley Umude is the only Hog in the last 25 years to get 31+ pts, 4+ rebounds, 4+ assists, 2+ steals and 2+ blocks in a game. (HogStats)**

## Umude Opens SEC Play in Fine Fashion

- Stanley Umude is coming off his best game as a Razorback with 31 pints at Georgia. Overall, his play has been solid since SEC play began, including the opening two games in the league.
- Umude scored 19 points in the SEC opener at Miss State and followed that with a season-high 28 points vs Vandy.
  - ^ Both outputs were team highs for those games.
- 1ST 2 SEC GAMES**

at Miss State	7-12 FG	2-4 3PT	3-4 FT	2 steals	19 pts
vs Vandy	11-20 FG	3-7 3PT	3-4 FT	3 steals	28 pts
- THEN IN BACK-TO-BACK HOME WINS**

S CAR	4-8 FG	0-2 3PT	4-6 FT	6 reb	0 ast	1 TO	2 blk	2 stl	12 pts
TX A&M	5-14 FG	1-5 3PT	4-4 FT	7 reb	3 ast	0 TO	1 blk	3 stl	15 pts
- Umude ranked 9th in the NCAA in scoring last season (21.6 ppg) at South Dakota.

## Très Magnifique vs Mizzou and at Ole Miss

- Trey Wade was a late arrival to summer workouts as they waited for paperwork to clear. Then, he injured his knee and missed another month in the preseason.
- However, Wade is one of six Razorbacks to play in all 20 games although his production has been inconsistent at best until the Razorbacks' five-game winning streak.

## 20-MINUTE MEN

- Times a Razorback has played all 20 minutes of a half – all second half unless **(noted)**.

JD Notae	11x	Au'Diese Toney	8x
Jaylin Williams	4x	Stanley Umude	3x
Davonte Davis	2x	Trey Wade	2x
Chris Lykes	1x		
Mercer	JD Notae, Au'Diese Toney		
UNI	JD Notae, Au'Diese Toney, Chris Lykes		
vs Cincy	JD Notae		
vs Penn	JD Notae, Davonte Davis		
LR	Au'Diese Toney		
vs Okla	JD Notae, Au'Diese Toney, Davonte Davis		
at Miss St	Jaylin Williams		
Vandy	JD Notae, Stanley Umude		
Mizzou	JD Notae <b>(1st)</b>		
at LSU	Jaylin Williams, Au'Diese Toney		
USC	JD Notae		
TX A&M	Jaylin Williams, Stanley Umude <b>(+5 in OT)</b> , Au'Diese Toney <b>(+5 in OT)</b>		
at Ole Miss	JD Notae, Au'Diese Toney, Trey Wade		
WVU	JD Notae, Au'Diese Toney, Trey Wade		
at UGA	Stanley Umude <b>(1st)</b>		
Auburn	JD Notae <b>(+5 in OT)</b> , Jaylin Williams <b>(+5 in OT)</b>		

GMS 1-15	130 min	12-25 FG	2-5 3PT	2-4 FT	20 rebs	8 AST	4 BLK	2 STL	28 pts
GM16 vs MIZ	31:55 min	7-10 FG	1-1 3PT	2-3 FT	5 rebs	3 AST	2 BLK	3 STL	17 pts
GM20 at OM	39:40 min	5-5 FG	2-2 3PT	0-1 FT	5 rebs	4 AST	0 BLK	0 STL	12 pts

- Wade had only scored 10 points in the seven games prior to Missouri but scored 12 alone in the 1st half vs Mizzou
- Wade had a 12 defensive ball touches – the second-best, single-game total by a Razorback this season.
  - ^ Had seven deflections three steals and two blocked shots
- At Ole Miss, Wade did not miss a shot (5-5 FG; 2-2 3 PT) with 4 assists and five rebounds.

## Davis Had Career Games vs Oklahoma and Auburn

- Davonte Davis was the lone bright spot in the loss to Oklahoma.
  - **Scored a career-high 26 points** – his 2nd career 20-point game • previous career-high was 20 vs Georgia (1/9/21)
  - Made and took a career-high 9-of-21 FG
  - **Made and took a career-high 4-of-8 3PT – entered the game with just 6 career 3's made in 39 games**
  - Played a career-high 38:56 minutes
- Versus Auburn, Davis had a career-high five steals.** He was +15 (the only Hog in double digits for Plus-Minus) in the six-point win.

## Lykes Likes Line (Clutch Inside 3 Minutes)

- Chris Lykes was an uncharacteristic 3-of-6 at the free throw line in the overtime win over Texas A&M. He is 8-of-8 over the last four games (4-of-4 vs both West Virginia and vs Auburn).
- However, he still ranks 5th in the SEC in free throws made (81).**
- He made 21 straight at the free throw line spanning five games** (missed his final attempt vs Vandy).
- Inside the final 3 minutes of game (and OT), Lykes is 36-of-39 (92.3%) at the free throw line.**

## BIG GAMES FOR LYKES

- He **led the team in scoring in back-to-back games** with 26 points versus Northern Iowa and 14 versus Kansas State.
  - ^ The 26-point performance versus UNI was two points off his career high and his 17th career 20-point game. **It was just the 11th time since Arkansas joined the SEC (1991-92) that a Razorback scored 26+ points off the bench. (HogStats)**
  - ^ Versus K-State, scored a game-high 14 pts (tied) and was 10-of-10 from the free throw line inside the final 1:46 to seal the win.
  - ^ Versus **Cincinnati**, Lykes was 8-of-10 from the free throw line, including 4-of-4 inside the final 21 seconds to seal the win.
- He only scored nine points versus UCA but had a season-high five assists.
- Versus **Hofstra**, Lykes made four 3's to tie a season high and had a season-high three steals.
  - ^ Lykes was 4-of-9 vs Hofstra and he was 4-of-7 versus UNI
  - ^ Between those games (7 game span) he was just 4-of-22 from deep.
- Lykes led Arkansas versus **Elon**, scoring 21 points on just eight field goal attempts. He was 12-of-12 at the line.
- At Georgia**, Lykes only scored nine points but he had season-highs in assists (7) and steals (4). Three of the steals came on UGA inbound passes after a Razorback score.
- Versus Miss State**: Continued his strong play with 10 points, two rebounds, two assists and two steals ... Also, on the defensive end, the players he guards did not score in his nerly 20 minutes of action. Sealed the win with a 3-pointer with 25 seconds left.




# SIGNING CLASS OF 2022

- **HIGHEST RATED RECRUITING CLASS IN SCHOOL HISTORY (#2 247SPORTS COMPOSITE - #2 ESPN - #3 247SPORTS - #5 RIVALS)**
- **Only school with FIVE on the Sports Illustrated All-American SI99. All five are also McDonald's All-American nominees.**
- First time to sign two, 5-stars (Nick Smith Jr., and Jordan Walsh) in the same class
- In fact, Arkansas now has only signed six, 5-stars since 2004. Smith and Walsh are the only two Razorback signees to rank among the ESPN top 10 (dating back to 2007).
- **Nick Smith Jr., and Jordan Walsh are on the 2022 Jersey Mike's Naismith High School Trophy Watch List and both are 1 of 25 on its All-Midseason Team.**
- **Arkansas had never had a class with at least four players among the ESPN top 100 until Eric Musselman's arrival and his staff has done so twice (class of 2020 and class of 2022)**
- Since 2004, only four recruiting classes have ranked among the top 10 and Musselman's staff owns two of those - class of 2020 was #5 ESPN / #9 247Sports and class of 2022 ranks #2 in both ESPN and 247Sports.




**Barry Dunning Jr.**  
6-6, 195, G  
Mobile, Ala.  
McGill Toolen Catholic HS

- **#78 on the SI99 All-American list**
- **McDonald's All-American Nominee**
- 4-Star - 76th overall by ESPN / #20 small forward in the nation
- 4-Star - 91st overall by 247Sports Composite / #25 small forward in the nation
- 3-star - 125th overall by 247Sports / #32 small forward in the nation
- 3-Star - 131st overall by Rivals / #36 small forward in the nation
- **Rated #1 player in the state of Alabama by ESPN, 247Composite, 247Sports**
- **2021 Gatorade Alabama Player of the Year**
- 2021 first team Class 6A All-State selection by the Alabama Sports Writers Association
- 1 of 5 statewide players selected to the ASWA Super All-State Team
- Averaged 21.5 points and 11.3 rebounds per game as a junior for the Yellow Jackets ... Also recorded 3.1 assists, 2.1 steals and 1.8 blocks per game




**Derrian Ford**  
6-4, 210, G  
Magnolia, Ark.  
Magnolia HS

- **#71 on the SI99 All-American list**
- **McDonald's All-American Nominee**
- 4-Star - 55th overall by 247Composite / #10 combo guard in the nation
- 4-Star - 58th overall by Rivals / #11 shooting guard in the nation
- 4-Star - 59th overall by 247Sports / #11 combo guard in the nation
- 4-Star - 68th overall by ESPN / #13 shooting guard in the nation
- **2021 Gatorade Arkansas Player of the Year**
- Rated #3 player in the state of Arkansas by ESPN and 247Sports
- **2021 Class 4A Player of the Year by the Arkansas Basketball Coaches Association**
- 2021 Arkansas Democrat-Gazette first team All-Arkansas Preps (all divisions)
- Led the Panthers to a 23-1 record and the Class 4A semifinals in 2021
- Averaged 23.2 points, 7.1 rebounds and 3.0 assists as a junior
- Class 4A State Tournament MVP as a freshman and sophomore, leading his team to back-to-back championships (2019 and 2020) ... Had 54-game win streak snapped in the 2021 4A state semifinals, falling to Morrilton
- As a sophomore, tabbed first team Arkansas All-State team by MaxPreps
- Has a 4.0 GPA



**Joseph Pinion**  
6-6, 185, F  
Morrilton, Ark.  
Morrilton HS

- **#93 on the SI99 All-American list**
- **McDonald's All-American Nominee**
- 4-Star - 93rd overall by ESPN / #16 shooting guard in the nation
- 4-star - 98th overall by 247Sports Composite / #27 small forward in the nation
- 3-Star - 125th overall by Rivals / #34 small forward in the nation
- 3-Star - 135th overall by 247Sports / #34 small forward in the nation
- **2021 Arkansas Democrat-Gazette first team All-Arkansas Preps (all divisions)**
- Led Morrilton to the 2021 Class 4A title game as a junior
- Averaged 17.2 points, 6.4 rebounds, 3 assists, 2 steals and 1 block per game as a junior ... Shot 58% from two-point range, 40 percent from three and 74 percent at the free throw line
- As a sophomore, averaged 18 points, 7.9 rebounds, 1.3 assists, 1.6 steals and 1.4 steals ... As a freshman, averaged 12.3 points, 4.4 rebounds, 2 assists, 1 steal and 1 block



**Nick Smith Jr.**  
6-5, 185, G  
North Little Rock, Ark.  
North Little Rock HS

- **1 of 10 semifinalist for the Jersey's Mike's Naismith HS Boys Player of the Year**
- **McDONALD'S ALL-AMERICAN**
- **#3 on the SI99 All-American list**
- **Was on the Jersey Mike's Naismith High School Boys Midseason Team**
- **5-Star - 6th overall by ESPN / #4 shooting guard in the nation**
- **5-star - 5th overall by 247Sports / #1 combo guard in the nation**
- **5-Star - 6th overall by 247Composite / #2 combo guard in the nation**
- **5-Star - 16th overall by Rivals / #2 point guard in the nation**
- **At #6 by ESPN, is the third-highest rated player to ever sign with Arkansas trailing Corliss Williamson (ranked either #1 or #2 by all the recruiting services) and Al Jefferson (ranked #3 by 247Sports and #4 by Rivals in 2004).**
- **On the 2021-22 Jersey Mike's Naismith National High School Player of the Year Watch List**
- Consensus #1 player from Arkansas by the recruiting websites
- **2021 MaxPreps Arkansas High School Basketball Player of the Year**
- 2021 Arkansas Democrat-Gazette All-Arkansas Preps (all divisions) Player of the Year ... Averaged 25 points, 5 rebounds and 4 assists
- 2020 Arkansas Democrat-Gazette All-Arkansas Preps Underclassman of the Year ... Averaged 21.3 points, 3 rebounds and 3 steals
- Played at Sylvan Hills as a junior and sophomore
- In the summer of 2021, led Brad Beal Elite AAU team to a 6-2 record and the finals of Peach Jam while averaging 18.6 points, 3 rebounds and 3 assists per game ... Scored 31 points (10-of-18 shooting) in the championship game and became the first player since NBA star Michael Porter Jr. to score more than 30 in the finals.



**Jordan Walsh**  
6-7, 200, F  
Desoto, Texas  
Link Year (Mo.) Academy

- **McDONALD'S ALL-AMERICAN**
- **#32 on the SI99 All-American list**
- **Was on the 25-man Jersey Mike's Naismith High School Boys Midseason Team**
- **5-Star - 10th overall by ESPN / #4 small forward in the nation**
- **5-Star - 18th overall by 247Composite / #5 small forward in the nation**
- **5-Star - 20th overall by 247Sports / #6 small forward in the nation**
- 4-Star - 31st overall by Rivals / #11 small forward in the nation
- **Rated #1 player from Texas by ESPN and #2 in the state by 247Sports**
- **On the 2021-22 Jersey Mike's Naismith National High School Player of the Year Watch List**
- 2021 4A All-State as named by the Texas Association of Basketball Coaches
- In the summer of 2021, played for Drive Nation program on the Nike EYBL circuit and averaged 12.3 points, 7.4 points and 3.3 assists while shooting better than 50% inside the arc ... Tallied three double-doubles, including a 17-point, 10-rebound, 4-assist effort
- As a junior at Oak Cliff's Faith and Family Academy, averaged 18 points, 11 rebounds, five assists, 2.4 steals and 2.3 blocks per game for a squad that finished 25-6 and advanced to the Class 4A state semifinals
- Also led the Eagles to the state semifinals as a sophomore before the remainder of the state tournament was canceled due to COVID-19
- As a freshman, led Faith and Family to a 36-6 record and its first Class 4A state title ... In fact, his dunk just before the final buzzer provided the 53-51 victory against Liberty Hill



# 2021-22 SEC STANDINGS

Through Feb. 5, 2022



	SEC	PCT.	HOME	AWAY	OVERALL	PCT.	HOME	ROAD	NEUTRAL	STRK
1. Auburn	10-0	1.000	5-0	5-0	22-1	.957	13-0	7-0	3-1	W19
2. Kentucky	8-2	.800	5-0	3-2	19-4	.826	14-0	4-3	1-1	W4
3. <b>Arkansas</b>	<b>7-3</b>	<b>.700</b>	<b>4-1</b>	<b>3-2</b>	<b>18-5</b>	<b>.783</b>	<b>13-1</b>	<b>3-2</b>	<b>2-2</b>	<b>W8</b>
Tennessee	7-3	.700	5-0	2-3	16-6	.727	12-0	3-4	1-2	W2
5. Mississippi State	5-4	.556	5-0	0-4	14-8	.636	12-1	0-5	2-2	L1
6. Florida	5-5	.500	3-2	2-3	15-8	.653	10-3	2-4	3-1	W3
7. Alabama	4-6	.400	3-2	1-4	14-9	.609	10-2	1-5	3-2	L2
LSU	4-6	.400	3-2	1-4	16-7	.696	11-2	1-5	4-0	L3
South Carolina	4-6	.400	2-3	2-3	13-9	.591	9-3	2-5	2-1	L2
Texas A&M	4-6	.400	2-3	2-3	15-8	.653	10-3	3-3	2-2	L6
Vanderbilt	4-6	.400	2-3	2-3	12-10	.545	7-6	4-4	1-0	W1
12. Missouri	3-6	.333	1-3	2-3	9-13	.409	6-5	2-6	1-2	W1
13. Ole Miss	3-7	.300	2-3	1-4	12-11	.522	10-4	1-4	1-3	L1
14. Georgia	1-9	.100	1-4	0-5	6-17	.261	6-9	0-6	0-2	L3

AP (Feb 7)		
1 <b>AUBURN (48)</b>	<b>22-1</b>	<b>1,506</b>
2 Gonzaga (13)	19-2	1,477
3 Purdue	20-3	1,329
4 Arizona	19-2	1,300
5 <b>KENTUCKY</b>	<b>19-4</b>	<b>1,288</b>
6 Houston	20-2	1,205
7 Duke	19-3	1,179
8 Kansas	19-3	1,173
9 Texas Tech	18-5	947
10 Baylor	19-4	921
11 Providence	20-2	899
12 UCLA	16-4	881
13 Illinois	17-5	818
14 Wisconsin	18-4	706
15 Villanova	17-6	634
16 Ohio State	14-5	628
17 Michigan State	17-5	536
18 Marquette	16-7	522
19 <b>TENNESSEE</b>	<b>16-6</b>	<b>377</b>
20 Texas	17-6	294
21 Southern Cal	19-4	278
22 Saint Mary's	19-4	185
23 Murray State	22-2	178
24 UConn	15-6	118
25 Xavier	16-6	91

COACHES (Feb 7)		
1 Gonzaga	19-2	786
2 <b>AUBURN</b>	<b>22-1</b>	<b>782</b>
3 Purdue	20-3	698
4 <b>KENTUCKY</b>	<b>19-4</b>	<b>682</b>
5 Arizona	19-2	666
6 Duke	19-3	649
7 Houston	20-2	605
8 Kansas	19-3	602
9 Texas Tech	18-5	481
10 Baylor	19-4	478
11 Providence	20-2	477
12 UCLA	16-4	424
13 Illinois	17-5	411
14 Wisconsin	18-4	389
15 Villanova	17-6	368
16 Ohio State	14-5	308
17 Michigan State	17-5	280
18 <b>TENNESSEE</b>	<b>16-6</b>	<b>231</b>
19 Marquette	16-7	193
20 Texas	17-6	157
21 Southern Cal	19-4	148
22 Saint Mary's	19-4	89
23 Connecticut	15-6	85
24 Murray State	22-2	68
25 Wake Forest	19-5	51

RECEIVING VOTES: Wyoming 82, **ARKANSAS 74**, Iowa State 48, Davidson 35, Boise State 22, Wake Forest 21, **ALABAMA 18**, Loyola Chicago 13, **LSU 11**, Indiana 11, Iowa 7, Oregon 5, San Francisco 3, Notre Dame 3, Ohio 2

RECEIVING VOTES: Wyoming 44; Xavier 35; Iowa State 34; **ALABAMA 28**; **ARKANSAS 27**; Davidson 24; Boise St. 21; Loyola-Chicago 15; Colorado St. 15; Notre Dame 10; Miami-Florida 9; Oregon 7; New Mexico St. 5; TCU 4; **LSU 4**; San Francisco 3; Indiana 3; Southern Methodist 2; Seton Hall 2.

UPCOMING SEC SCHEDULE		
<b>Saturday, February 12</b>	<b>TV</b>	<b>CT</b>
*Texas A&M at Auburn	ESPN	11:00 am
* <b>Arkansas at Alabama</b>	<b>SEC</b>	<b>11:00 am</b>
*South Carolina at Georgia	SEC	1:00 pm
*Florida at Kentucky	ESPN	3:00 pm
*Vanderbilt at Tennessee	SEC	5:00 pm
*Mississippi State at LSU	ESPN2	7:00 pm
*Ole Miss at Missouri	SEC	7:30 pm
<b>Tuesday, February 15</b>	<b>TV</b>	<b>CT</b>
*Florida at Texas A&M	SEC	6:00 pm
*South Carolina at Ole Miss	ESPNU	6:00 pm
* <b>Arkansas at Missouri</b>	<b>SEC</b>	<b>8:00 pm</b>
*Kentucky at Tennessee	ESPN	8:00 pm

HOGS RANKING BY WEEK			
WEEK	AP	COACH	NET *
Preseason	16	15	No Poll
Ncv. 15	16	No Poll	No Poll
Ncv. 22	13	12	No Poll
Ncv. 29	10	9	No Poll
Dec. 6	12	10	44
Dec. 13	24	19	67
Dec. 20	(31) RV-9	(26) RV-36	91
Dec. 27	--	(26) RV-36	90
Jan. 3	--	(30) RV-15	90
Jan. 10	--	--	92
Jan. 17	--	--	56
Jan. 24	--	--	55
Jan. 31	(33) RV-7	(33) RV-3	46
Feb. 7	(27) RV-74	(T39) TV-27	37
Feb. 14	--	--	--
Feb. 21	--	--	--
Feb. 28	--	--	--
Mar. 7	--	--	--
Mar. 14	--	--	--
Apr. 5	--	--	--

XXXXXXXXXXXXXXXXXXXX

ARKANSAS IN THE POLLS						
Ranking in AP Poll unless " * " indicating only ranked in the Coaches Poll						
As	Overall	H	A	N	Last Meeting	Last Win
As #1	16-4	8-0	6-2	2-2	W, 97-79 vs #14 Georgetown @MEM (11/27/94)	Same
As #2	38-4	17-1	7-0	14-3	W, 76-72 vs #2 Duke @NCAA (4/4/94)	Same
As #3	29-5	13-0	10-5	6-0	W, 97-79 vs Tennessee (1/7/95)	Same
As #4	13-2	8-0	3-2	2-0	W, 94-71 at Missouri (12/3/94)	Same
As #5	13-8	1-1	2-4	10-3	L (OT), 93-95 vs #3 Kentucky @SEC (3/12/95)	69-58 vs #20 Alabama @SEC (3/11/95)
As #6	18-3	6-0	5-0	7-3	L, 78-89 vs #1 UCLA @NCAA (4/3/95)	75-68 vs #4 N. Carolina @NCAA (4/1/95)
As #7	18-1	4-0	7-0	7-1	W, 68-66 vs Auburn (3/4/95)	Same
As #8	9-10	6-1	1-5	2-4	L, 71-78 vs LSU @SEC (3/13/21)	70-64 vs Missouri @SEC (3/12/21)
As #9	22-5	5-1	6-1	11-3	W, 94-92 vs #5 Kentucky (1/29/95)	Same
As #10	17-4	8-1	2-1	6-2	W, 93-78 vs Little Rock (12/4/21)	Same
As #11	20-6	10-2	6-4	4-0	W, 89-73 vs South Carolina (2/15/92)	Same
As #12	22-9	11-0	8-5	2-4	L, 88-66 vs Oklahoma (12/11/21)	86-66 vs Charlotte (12/8/21)
As #13	17-5	11-1	3-4	3-0	W, 76-60 vs Penn (11/28/21)	Same
As #14	28-4	12-0	8-1	8-3	W, 93-83 vs Vanderbilt (2/7/98)	Same
As #15	15-3	4-1	9-1	2-1	L, 54-63 vs Southern Miss (11/18/00)	90-68 vs Tennessee State (11/17/00)
As #16	17-6	12-1	3-4	2-1	W, 93-80 vs UNI (11/17/21)	Same
As #17	15-8	5-0	5-2	****5-6	L, 72-82 vs #21 Iowa @NCAA (3/13/99)	94-80 vs Siena @NCAA (3/11/99)
As #18	18-9	*9-4	7-4	2-1	L, 78-81 vs LSU (3/7/15)	78-74 at South Carolina (3/5/15)
As #19	16-7	8-2	3-3	5-2	L, 82-96 vs Ole Miss (1/17/15)	67-45 vs Wofford (11/9/07)
As #20	24-4	**11-0	1-0****12-4	W, 83-75 vs LSU (2/27/21)	Same	
As #21	6-4	3-0	0-1	3-3	L, 78-87 vs #15 N. Carolina @NCAA (3/21/15)	56-53 vs Wofford @NCAA (3/19/15)
As #22	8-5	4-1	2-3	2-1	L, 77-78 at Auburn (1/6/18)	84-79 (OT) vs Miss State @SEC (3/6/99)
As #23	5-1	4-0	1-1	0-0	W, 82-70 vs Vanderbilt (10/15/15)	Same
As #24	7-1	4-0	3-0	0-1	L, 89-81 vs Hofstra @ NLR (12/18/21)	Same
As #25	5-2	5-0	0-1	0-1	W, 94-77 vs Iona (11/30/14)	Same
TOT.	412-122	189-17	108-56	115-49		

ARKANSAS VERSUS THE POLLS									
Ranking in AP Poll unless * indicating only ranked in the Coaches Poll									
Vs	Overall	H	A	N	Last Meeting	Last Win			
Vs #1	2-11	1-2	0-2	1-7	W, 80-76 OT vs Auburn (02/08/22)	Same			
Vs #2	6-8	5-2	0-5	1-1	W, 80-69 vs Florida (2/5/13)	Same			
Vs #3	0-15	0-1	0-3	0-11	L, 72-81 vs Baylor @ NCAA (3/29/21)	--			
Vs #4	5-12	2-2	1-7	2-3	L, 66-70 at Kentucky (2/26/19)	96-88 vs Oklahoma (12/30/08)			
Vs #5	4-4	4-1	0-1	0-2	W, 74-71 vs Texas A&M (1/27/16)	Same			
Vs #6	6-11	3-3	0-5	3-3	W, 81-66 vs Alabama (2/25/21)	Same			
Vs #7	1-5	1-0	0-1	0-4	W, 67-64 vs Texas (1/6/09)	Same			
Vs #8	3-4	2-0	1-3	0-1	L, 65-82 vs Kentucky @SEC (3/12/17)	88-61 vs Alabama (1/6/07)			
Vs #9	2-5	0-0	1-4	1-1	L, 74-79 at Tennessee (2/6/21)	91-82 vs Arizona @NCAA (4/2/94)			
Vs #10	5-4	2-2	2-1	1-1	W (OT), 86-81 at Missouri (2/13/21)	Same			
Vs #11	5-8	2-2	1-4	2-2	L (OT), 76-79 vs Auburn (2/4/20)	104-93 vs Missouri (12/5/95)			
Vs #12	7-9	2-2	2-4	*3-3	W, 65-58 at LSU (1/15/22)	Same			
Vs #13	6-3	3-0	0-1	3-2	L, 66-84 vs Tennessee @SEC (3/10/18)	87-85 vs Kentucky (1/14/14)			
Vs #14	5-7	3-2	0-3	2-2	L, 64-67 at Texas Tech (1/26/19)	91-82 vs Auburn (2/27/18)			
Vs #15	3-5	3-0	0-2	0-3	L, 78-887 vs N. Carolina @NCAA (3/21/15)	98-88 vs Mississippi State (1/7/12)			
Vs #16	3-7	1-2	0-4	2-1	L, 73-80 at Tennessee (3/3/10)	72-52 vs LSU (12/07/07)			
Vs #17	3-3	1-2	1-0	1-1	W (OT), 71-67 at Kentucky (2/27/14)	Same			
Vs #18	5-7	1-2	2-3	2-2	L, 67-84 at Ole Miss (1/19/19)	80-73 at Ole Miss (1-31-10)			
Vs #19	8-3	3-1	3-1	2-1	W, 90-89 at LSU (2/2/19)	Same			
Vs #20	10-5	4-2	1-2	5-1	L, 69-92 at Texas A&M (1/2/16)	66-64 vs Michigan (1/21/12)			
Vs #21	5-3	2-2	1-0	2-2	W, 68-66 vs TX Tech @NCAA (3/21/21)	Same			
Vs #22	4-2	4-1	0-1	0-0	W (OT), 77-76 vs Kentucky (2/23/11)	Same			
Vs #23	3-7	1-2	0-3	2-2	W, 80-72 vs Florida @SEC (3/9/18)	Same			
Vs #24	2-4	1-2	*0-1	*1-1	L, 59-90 at Alabama (1/16/21)	*86-72 vs Indiana @NCAA (3/21/08)			
Vs #25	4-4	*3-2	0-0	1-2	L, 72-81 vs Florida (12/29/16)	82-74 vs Vanderbilt (1/31/16)			
TOT.	107-156	54-36	16-61	36-59	L, 72-81 vs #3 Baylor @NCAA (3/29/21)	68-66 vs #21 TX Tech @NCAA (3/21/21)			

LAST TIME HOGS WON AS TOP 25				
• HOME •	• ROAD •	• NEUTRAL •		
#1: Miss State 3/5/94	LSU 3/2/94	Georgetown 11/27/94		
#2: NW (La) St. 12/4/93	Baylor 1/26/91	Duke 4/4/94		
#3: Tennessee 1/7/95	Ole Miss 1/4/95	Iowa 12/30/94		
#4: Jackson St. 11/30/94	Missouri 12/03/94	SMU 3/2/78		
#5: Miss State 1/11/95	Tennessee 1/29/94	Alabama 3/11/95		
#6: Montevallo 2/5/94	UAB 1/27/90	N. Carolina 4/1/95		



# VERSUS 2021-22 OPPONENTS

## NON-CONFERENCE

School	Gms	Series Record	H	A	N	Last Meeting
Central Arkansas	7	Arkansas Leads, 7-0	4-0	3-0	0-0	H - W, 100-75 (12/12/20)
Charlotte	2	Arkansas Leads, 2-0	2-0	0-0	0-0	H - W, 86-66 (12/07/21)
Cincinnati	5	Arkansas Trails, 2-3	0-1	0-1	2-1	N - W, 73-67 (11/23/21)
Elon	2	Arkansas Leads, 2-0	2-0	0-0	0-0	W - H, 81-55 (12/21/21)
Gardner-Webb	2	Arkansas Leads, 2-0	2-0	0-0	0-0	H - W, 86-69 (11/13/21)
Hofstra	3	Arkansas Leads, 2-1	1-0	0-0	1-1	N - 89-81 @ NLR (12/18/21)
Kansas State	12	Arkansas Trails, 4-8	2-1	1-2	1-5	N - W, 72-64 (11/22/21)
Little Rock	1	Arkansas Leads, 1-0	1-0	0-0	0-0	H - W, 93-78 (12/04/21)
Mercer	6	Arkansas Leads, 5-1	2-0	0-0	3-1	H - W, 74-61 (11/09/21)
Northern Iowa	1	Arkansas Leads, 1-0	1-0	0-0	0-0	H - W, 93-80 (11/17/21)
Oklahoma	29	Arkansas Leads, 16-13	8-5	3-7	5-1	N - L, 88-66 (12/11/21)
Penn	1	Arkansas Leads, 1-0	1-0	0-0	0-0	H - W, 76-60 (1/28/21)
West Virginia	2	Arkansas Leads, 2-0	1-0	0-0	1-0	H - W, 77-68 (01/29/22)

## SOUTHEASTERN CONFERENCE

School	Gms	Series Record	H	A	N	Last Meeting
Alabama	65	Arkansas Leads, 36-29	20-6	8-21	8-2	H - W, 81-66 (02/24/21)
• SEC Only	55	Arkansas Leads, 29-26	20-6	8-19	1-1	
Auburn	57	Arkansas Leads, 37-20	23-5	13-14	1-1	H - W, 80-76 OT (02/08/22)
• SEC Only	56	Arkansas Leads, 37-19	23-5	13-14	1-0	
Florida	39	Arkansas Trails, 13-26	9-7	2-14	2-5	H - W, 75-64 (02/16/21)
• SEC Only	SAME					
Georgia	41	Arkansas Leads, 25-16	12-3	6-10	6-3	A - W, 99-73 (02/02/22)
• SEC Only	SAME					
Kentucky	45	Arkansas Trails, 12-33	7-8	4-15	1-10	A - W, 81-80 (02/09/21)
• SEC Only	40	Arkansas Trails, 12-28	7-8	4-13	1-8	
LSU	73	Arkansas Leads, 39-34	21-8	13-19	5-7	A - W, 65-58 (01/15/22)
• SEC Only	64	Arkansas Leads, 35-29	21-8	12-18	2-3	
Ole Miss	84	Arkansas Leads, 51-33	17-11	10-20	24-2	A - W, 64-55 (01/26/22)
• SEC Only	55	Arkansas Leads, 29-27	17-10	10-18	1-0	
Mississippi State	67	Arkansas Leads, 35-32	23-8	7-23	5-1	H - W, 63-55 (02/05/22)
• SEC Only	58	Arkansas Leads, 30-28	22-7	6-21	2-0	
Missouri	57	Arkansas Leads, 31-26	18-10	11-16	2-0	H - W, 87-43 (01/12/22)
• SEC Only	20	Arkansas Leads, 12-8	8-2	3-6	1-0	
South Carolina	37	Arkansas Leads, 22-15	12-5	7-8	3-2	H - W, 75-59 (01/18/22)
• SEC Only	SAME					
Tennessee	44	Arkansas Trails, 21-23	11-4	4-14	6-5	A - L, 79-74 (01/06/21)
• SEC Only	40	Arkansas Trails, 18-22	11-4	4-14	3-4	
Texas A&M	163	Arkansas Leads, 105-58	60-15	38-39	7-4	H - W, 76-73 OT (01/24/22)
• SEC Only	17	Arkansas Leads, 10-7	8-1	2-6	0-0	
Vanderbilt	42	Arkansas Leads, 29-13	16-4	8-8	5-1	H - L, 75-74 (01/04/21)
• SEC Only	40	Arkansas Leads, 28-12	15-4	8-7	5-1	

## AT THE SEC TOURNEY

Overall: ..... 28-28  
 1st Rd: ..... 4-10  
 2nd Rd: ..... 1-2  
 Quarterfinal: ..... 15-2  
 Semifinal: ..... 7-8  
 Final: ..... 1-6

## RECORD BY OPPONENT

Opponent	Record	Last Meeting
Alabama	1-1	1995, W, 69-58 (Semis)
Auburn	1-0	2000, W, 75-67 (Final)
Florida	2-5	2019, L, 66-50 (2nd)
Georgia	6-3	2015, W, 60-49 (Semis)
Kentucky	1-9	2017, L, 82-65 (Final)
LSU	2-3	2021, L, 78-71 (Semis)
Ole Miss	1-0	2017, W, 73-72 (Quart)
Mississippi State	2-0	2007, W, 81-72 (Semis)
Missouri	1-0	2021, W, 70-64 (Quart)
South Carolina	3-2	2018, W, 69-64 (2nd)
Tennessee	3-4	2018, L, 84-66 (Semis)
Texas A&M	0-0	n/a
Vanderbilt	5-1	2020, W, 86-73 (1st)

## AT THE NCAA TOURNEY

Overall: ..... 45-33  
 1st Rd: ..... 17-8  
 2nd Rd: ..... 10-10  
 Sweet 16: ..... 7-5  
 Elite 8: ..... 6-4  
 Final Four: ..... 2-4  
 Championship: ..... 1-1  
 Regional/Final Consolations: ..... 2-1

## RECORD BY OPPONENT

Opponent	Record	Last Meeting
Alabama	1-0	1991, W, 93-70 (Sweet 16)
Arizona	1-0	1994, W, 91-82 (Final 4)
Arizona State	1-0	1991, W, 97-90 (2nd)
Baylor	0-1	2021, L, 81-72 (Elite 8)
Bucknell	0-1	2006, L, 59-55 (1st)
Butler	0-1	2018, L, 79-62 (1st)
Cal St-Fullerton	1-0	1979, W, 61-58 (Elite 8)
Cincinnati	0-1	1958, L, 97-62 (Final 4 con)
Colgate	1-0	2021, W, 85-68 (1st)
Dayton	1-0	1990, W, 86-84 (2nd)
Duke	1-1	1994, W, 76-72 (Final)
Georgetown	1-1	2001, L, 63-61 (1st)
Georgia State	1-0	1991, W, 117-76 (1st)
Holy Cross	1-0	1993, W, 94-64 (1st)
Indiana	1-0	2008, W, 86-72 (1st)
Indiana State	0-1	1980, L, 73-71 (Elite 8)
Iowa	1-1	1999, L, 82-72 (1st)
Kansas	0-1	1991, L, 93-71 (Elite 8)
Kansas State	0-2	1982, L, 65-64 (2nd)
Kentucky	0-1	1979, L, 64-59 (Final 4)
LSU	0-1	1981, L, 75-56 (Sweet 16)
Louisville	2-2	1989, L, 93-74 (2nd)
Loyola-Marymount	1-0	1989, W, 120-101 (1st)
Marquette	1-0	1996, W, 65-56 (2nd)
UMass	0-1	1996, L, 79-63 (Sweet 16)
Memphis	1-1	1995, W, 96-91 OT (Sweet 16)
Mercer	1-0	1981, W, 73-67 (1st)
Miami (Fla.)	0-1	2000, L, 75-71 (1st)
Michigan	1-0	1994, W, 76-68 (Elite 8)
Murray State	1-0	1992, W, 80-60 (1st)
Nebraska	1-0	1998, W, 74-65 (1st)

Opponent	Record	Last Meeting
Notre Dame	1-0	1979, W, 71-69 (Final 4)
North Carolina	2-4	2017, L, 72-65 (2nd)
N.C. A&T	1-0	1994, W, 94-79 (1st)
Oklahoma State	0-2	1958, L, 65-4 (Sweet 16)
Oral Roberts	1-0	2021, W, 72-70 (Sweet 16)
Oregon	1-0	1945, W, 79-76 (Elite 8)
Oregon State	0-1	1949, L, 56-38 (Elite 8)
Penn State	1-0	1996, W, 86-80 (1st)
Princeton	1-0	1990, W, 68-64 (1st)
Purdue	1-0	1983, W, 78-68 (2nd)
St. John's	1-1	1993, W, 80-74 (2nd)
Seton Hall	1-0	2017, W, 77-71 (1st)
Siena	1-0	1999, W, 94-80 (1st)
Southern Cal	0-1	2007, L, 77-60 (1st)
Syracuse	1-0	1995, W, 96-94 OT (2nd)
Texas	1-0	1990, W, 88-85 (Elite 8)
Texas Southern	1-0	1995, W, 79-78 (1st)
Texas Tech	1-0	2021, W, 68-66 (2nd)
Tulsa	1-0	1994, W, 103-84 (Sweet 16)
UCLA	1-1	1995, L, 89-78 (Final)
Utah	0-1	1998, L, 69-65 (2nd)
Villanova	0-1	1988, L, 82-74 (1st)
Virginia	1-1	1995, W, 68-61 (Elite 8)
Wake Forest	0-1	1977, L, 86-80 (1st)
Washington State	0-1	1941, L, 64-53 (Final 4)
Weber State	2-0	1980, W, 74-63 (2nd)
Wofford	1-0	2015, W, 56-53 (2nd*)
Wyoming	2-0	1949, W, 61-40 (Reg con)

# #PROHOGS

40

NBA Draft  
Selections

16

All-Star Game  
Appearances

14

All-Defensive  
Team Honors



## PATRICK BEVERLEY

- 10th Year in NBA
- 3x NBA All-Defensive Team
- 2009 - 2nd RD/42nd overall



## ISAIAH JOE

- 2nd Year in NBA
- 2020 - 2nd RD/49th overall



## MASON JONES

- 2nd Year in NBA
- Two-Way Contract



## DANIEL GAFFORD

- 3rd Year in NBA
- 2019 - 2nd RD/38th overall



## JOE JOHNSON

- 18th Year in NBA
- Signed 10-day on Dec. 22
- 2001 - 1st RD/10th overall



## MOSES MOODY

- 1st Year in NBA
- 1st Hog to be "1 & Done"
- 2021 - 1st RD/14th Pick



## BOBBY PORTIS

- 7th Year in NBA
- 2021 NBA Champion
- 2015 - 1st RD/22nd overall

13

First Round  
Draft Picks

7

All-NBA  
Selections

5

NBA  
Champions



## PROHOGS AROUND THE WORLD

Adrio Bailey	Sopron KC (Hungary)
Jaylen Barford	Astana (Kazakhstan)
Coty Clarke	Nagoya DD (Japan)
Jeantal Cylla	Union SF (Argentina)
Jabril Durham	Fortitudo (Italy)
Courtney Fortson	Bney Herzliya (Israel)
Sergio Gipson	Triplets (USA BIG3)
Dusty Hannahs	Adelaide 36ers (Australia)
Delvon Johnson	Usti n/Labem (Czech Republic)
Moses Kingsley	Ionikos (Greece)
Daryl Macon	Panathinaikos (Greece)
Rashad Madden	Brno (Czech Republic)
Jannero Pargo	Triplets (USA BIG3)
Michael Qualls	Craiova (Romania)
Justin Smith	Raptors 905 (NBA G League)
Jalen Tate	Giessen 46ers (Germany)
Charles Thomas	Nantes (France)
Dustin Thomas	Ironi Nahariya (Israel)
Sony Weems	Guangdong Southern Tigers (China)
Jimmy Whitt Jr.	Canton Charge (NBA G League)





## ERIC MUSSELMAN

**ARKANSAS HEAD COACH**

**San Diego, 1987**

**64-24 • 2nd year as Arkansas head coach**  
**174-58 • 7th year as collegiate head coach**  
**503-291 • 14 seasons as professional head coach**

- 1996 USBL Coach of the Year
- 2003 NBA Coach of the Year Runner-Up
- 2012 NBA D-League Coach of the Year
- 2016 Bleacher Report's Mountain West Coach of the Year
- 2017 USBWA District VIII Coach of the Year
- 2018 USBWA District VIII Coach of the Year
- 2018 NABC District 17 Coach of the Year
- 2018 Mountain West Coach of the Year
- **2021 Jim Phelan Coach of the Year Finalist**
- **2021 Werner Ladder Naismith Coach of the Year Semifinalist**
- **2021 Basketball Times Midlands District Coach of the Year**

### COLLEGIATE HEAD COACHING RECORD

Year	Overall	Conf	Finish	Conf Tourn	NCAA/CBI Postseason
2015-16	24-14	10-8	MW (T4th)	1-1	5-1 • CBI Champion
2016-17	28-7	14-4	<b>MW (1st)</b>	3-0 *	0-1 • #12 seed NCAA 1st Rd
2017-18	29-8	15-3	<b>MW (1st)</b>	1-1	2-1 • #7 seed NCAA Sweet 16
2018-19	29-5	15-3	<b>MW (1st)</b>	1-1	0-1 • #7 seed NCAA 1st Rd
2019-20	20-12	7-11	SEC (T10th)	1-0 +	Canceled
2020-21	25-7	13-4	SEC (2nd)	1-1	3-1 • #3 seed Elite 8
2021-22	19-5	8-3			
<b>Totals</b>	<b>174-58</b>	<b>82-36</b>		<b>8-4</b>	<b>10-5 (5-4 NCAA / 5-1 CBI)</b>

\* - Tournament champion / + - SEC Tourney canceled after Rd 1

## MUSSELMAN'S CAREER AS HEAD COACH

NOTE: Professional basketball **DOES NOT** count postseason toward season W-L record nor to head coach W-L record

Year	Team	League	Record	Note for the Season	Reg. Season Div./Conf. Finish	Postseason
1989-90	Rapid City	CBA	42-14	<b>MOST WINS IN CBA</b>	1st National Conf.	Finals (8-8) *
1991-92	Rapid City	CBA	37-19	<b>2nd-most wins in CBA</b>	1st National Conf.	Finals (9-7) *
1992-93	Rapid City	CBA	44-12	<b>MOST WINS IN CBA</b>	1st National Conf.	Conf. Finals (5-3) *
1993-94	Rapid City	CBA	37-19	<b>MOST WINS IN CBA</b>	1st National Conf.	Conf. Finals (5-5) *
1994-95	Rapid City	CBA	31-25	6th-most wins in CBA	5th National Conf.	Conf. 1st Rd (0-2) *
1995-96	Florida	CBA	41-15	<b>MOST WINS IN CBA</b>	1st National Conf.	Conf. Finals (5-3) *
1996-97	Florida	CBA	38-18	<b>2nd-most wins in CBA</b>	1st American Conf.	Finals (7-6) *
1995	Florida	USBL	25-2	<b>MOST WINS IN USBL</b>	1st Overall	Champion (1-0) *
1996	Florida	USBL	28-1	<b>MOST WINS IN USBL</b>	1st Southern Div.	Champion (3-0) *
2002-03	Golden State	NBA	38-44	6th Pacific Division	11th Western Conf.	--
2003-04	Golden State	NBA	37-45	T4th Pacific Division	11th Western Conf.	--
2006-07	Sacramento	NBA	33-49	5th Pacific Division	11th Western Conf.	--
2010-11	Reno	D-League	34-16	<b>2nd-most wins in NBADL</b>	1st Western Conf.	Semifinals (2-3) *
2011-12	Los Angeles	D-League	38-12	<b>MOST WINS IN NBADL</b>	1st Western Conf.	Finals (5-2) *
2015-16	Nevada	NCAA	24-14	<b>Led NCAA in FT Made</b>	T4th Mountain West	CBI Champion (5-1)
2016-17	Nevada	NCAA	28-7	T16th for Most wins NCAA	1st Mountain West	#12 seed - NCAA 1st Rd (0-1)
2017-18	Nevada	NCAA	29-8	2nd in NCAA in A-T0 ratio	1st Mountain West	#7 seed - NCAA Sweet 16 (2-1)
2018-19	Nevada	NCAA	29-5	7th in NCAA in W-L%	1st Mountain West	#7 seed - NCAA 1st Rd (0-1)
2019-20	Arkansas	NCAA	20-12	<b>Led NCAA in 3Pt% Def</b>	T10th SEC	Canceled
2020-21	Arkansas	NCAA	25-7	<b>NCAA: 2nd FT/11th Scoring</b>	2nd SEC	#3 seed - NCAA Elite 8 (3-1)
2021-22	Arkansas	NCAA	19-5			
2010	Dominican Team		5-1	Silver Medal Centrobasket Championship		
2011	Venezuelan Team		12-9	5th FIBA Americas Championship		
2012	Venezuelan Team		7-4	Silver Medal FIBA South American Championship		

### MUSSELMAN COMPOSITE COACHING RECORD

COLLEGIATE	7th Yr	Overall	Conf	Conf Tourn	NCAA/CBI	ALL POST
Nevada	4 yrs	155-53	74-33	8-4	5-4 / 5-1	18-9
Arkansas	3rd yr	110-34	54-18	6-3	2-3 / 5-1	13-7
		64-24	28-18	2-1	3-1 / ---	5-2
PROFESSIONAL	14 Seasons	503-291	(50-39 Postseason *)			
<b>CBA</b>	<b>7 years</b>	<b>270-122</b>	<b>(39-34 Postseason*)</b>			
Rapid City	5 years	191-89	(27-25 Postseason *)			
Florida	2 years	79-33	(12-9 Postseason *)			
<b>USBL</b>	<b>2 years</b>	<b>53-3</b>	<b>(4-0 Postseason *)</b>			
Florida	2 years	53-3	(4-0 Postseason *)			
<b>NBA</b>	<b>3 years</b>	<b>108-138</b>	<b>--</b>			
Golden State	2 years	75-89	--			
Sacramento	1 year	33-49	--			
<b>D-League</b>	<b>2 years</b>	<b>72-28</b>	<b>(7-5 Postseason *)</b>			
Reno	1 year	34-16	(2-3 Postseason *)			
Los Angeles	1 year	28-12	(5-2 Postseason *)			
<b>INTERNATIONAL</b>	<b>3 Years</b>	<b>24-14</b>	<b>--</b>			
Dominican	1 years	5-1	--			
Venezuelan	2 years	19-13	--			

\* - Note, professional basketball does not include playoff results in W-L record

\* - Musselman's pro record including playoffs is 553-330

### MUSSELMAN STOPS BY YEAR

1989-90	Head Coach	Rapid City Thrillers	CBA
1990-91	Asst. Coach	Minnesota Timberwolves	NBA
1991-92	Head Coach	Rapid City Thrillers	CBA
1992-93	Head Coach	Rapid City Thrillers	CBA
1993-94	Head Coach	Rapid City Thrillers	CBA
1994-95	Head Coach	Rapid City Thrillers	CBA
Spring '95	Head Coach	Florida Sharks	USBL
1995-96	Head Coach	Florida Beachdogs	CBA
Spring '96	Head Coach	Florida Sharks	USBL
1996-97	Head Coach	Florida Beachdogs	CBA
1998-99	Asst. Coach	Orlando Magic	NBA
1999-00	Asst. Coach	Orlando Magic	NBA
2000-01	Asst. Coach	Atlanta Hawks	NBA
2001-02	Asst. Coach	Atlanta Hawks	NBA
2002-03	Head Coach	Golden State Warriors	NBA
2003-04	Head Coach	Golden State Warriors	NBA
2004-05	Asst. Coach	Memphis Grizzlies	NBA
2005-06	Asst. Coach	Memphis Grizzlies	NBA
2006-07	Head Coach	Sacramento Kings	NBA
2007-10	• DID NOT COACH FOR 3 SEASONS •		
2010-11	Head Coach	Reno Bighorns	NBADL
2011-12	Head Coach	Los Angeles Defenders	NBADL
2012-13	Asst. Coach	Arizona State Sun Devils	NCAA
2013-14	Assoc. HC	Arizona State Sun Devils	NCAA
2014-15	Assoc. HC	LSU Tigers	NCAA
2015-16	Head Coach	Nevada Wolf Pack	NCAA
2016-17	Head Coach	Nevada Wolf Pack	NCAA
2017-18	Head Coach	Nevada Wolf Pack	NCAA
2018-19	Head Coach	Nevada Wolf Pack	NCAA
2019-20	Head Coach	Arkansas Razorbacks	NCAA
2020-21	Head Coach	Arkansas Razorbacks	NCAA
2021-22	Head Coach	Arkansas Razorbacks	NCAA





## MUSSELMAN AT A GLANCE

Eric Musselman was named Arkansas' 13th head men's basketball coach on April 7, 2019. He has over 30 years of coaching experience, including his seventh as a collegiate head coach and 14 as a professional head coach.

In his first six years as a collegiate head coach, Musselman has won at least 20 games each season (24, 28, 29, 29, 20 and 20), advanced to all five postseasons played (including four straight NCAA tournaments) and reached two NCAA Sweet 16's, including an Elite 8 appearance with the Razorbacks in 2021.

Prior to entering the collegiate head coaching ranks, Musselman was a head coach for seven professional teams, including two seasons with the Golden State Warriors (2002-04) and one with the Sacramento Kings (2006-07). He won over 550 games as a professional head coach with a combined winning percentage of .626 (553-330).

Musselman played collegiately at the University of San Diego and helped the Toreros to NCAA Tournament berths in 1984 and 1987. He was recipient of the program's Bugelli Leadership Award as a senior.

Musselman is married to Danyelle Sargent Musselman, who has worked at ESPN, Fox Sports and the NFL Network as a broadcaster. Musselman has two sons, Michael and Matthew, and the couple has a daughter, Mariah.

Musselman's father Bill was also an NBA head coach and they were the first father-son combination to become head coaches in the NBA.

## MUSSELMAN DID YOU KNOWS

- Named General Manager of CBA's Rapid City Thrillers at age of 22. The next year, became head coach of the Thrillers at he age of 23, the youngest coach in CBA history.
- From 1990-1997, had 26 players called up to the NBA, the highest number in the league during that span.
- Is the only person in CBA history to coach in five league All-Star Games (1990, 1992, 1993, 1994, 1997)
- The first coach in professional basketball history to win 100 games by the age of 28.
- At the age of 37, named head coach of the Golden State Warriors and was the youngest head coach ever hired by an NBA team at the time.
- He and his father, Bill, were first father-son combination to both become head coaches in NBA history.
- In 2003, was runner-up to Gregg Popovich for NBA Coach of the Year Award voting (231 points, including 26 first-place votes).
- Is the CBA's third all-time winningest coach (270-122 in seven seasons) and the most successful coach (54-3 in two seasons) in the history of the United States Basketball League.
- Led CBA in scoring (116.7 ppg) in 1992-93 and was 2nd in NBA in scoring (102.4 ppg) in 2002-03.
- Only needed 130 games to win his 100th game as a collegiate head coach. He was the 27th-fastest coach in NCAA history to reach 100 wins but was the ninth-fastest since 1970.
- In his first season at Arkansas, the Razorbacks led the NCAA in 3-point field goal percentage defense.

## MUSSELMAN VS. ALL OPPONENTS

Opponent	Overall	at Nevada	at Arkansas	Last Meeting
Abilene Christian	1-0	0-0	1-0	12/20/20
Air Force	7-0	7-0	0-0	03/05/19
Akron	1-0	1-0	0-0	12/22/18
<b>Alabama</b>	<b>2-1</b>	<b>0-0</b>	<b>2-1</b>	<b>02/24/21</b>
Arizona State	1-0	1-0	0-0	12/07/18
Arkansas-Little Rock	1-0	1-0	0-0	11/16/18
<b>Auburn</b>	<b>3-1</b>	<b>0-0</b>	<b>3-1</b>	<b>02/08/22</b>
Austin Peay	1-0	0-0	1-0	11/12/19
Baylor	0-1	0-0	0-1	03/29/21
Boise State	7-2	7-2	0-0	02/02/19
Bradley	1-0	1-0	0-0	12/03/16
Buffalo	1-0	1-0	0-0	11/25/16
BYU	1-0	1-0	0-0	11/06/18
Cal State Fullerton	0-1	0-1	0-0	11/28/15
California Baptist	1-0	1-0	0-0	11/19/18
<b>Central Arkansas</b>	<b>2-0</b>	<b>0-0</b>	<b>2-0</b>	<b>12/01/21</b>
<b>Charlotte</b>	<b>1-0</b>	<b>0-0</b>	<b>1-0</b>	<b>12/11/21</b>
<b>Cincinnati</b>	<b>2-0</b>	<b>1-0</b>	<b>1-0</b>	<b>11/23/21</b>
Coastal Carolina	1-0	1-0	0-0	11/13/15
Colgate	1-0	0-0	1-0	03/19/21
Colorado State	7-1	7-1	0-0	02/02/19
Davidson	1-0	1-0	0-0	11/21/17
Drake	1-0	1-0	0-0	12/12/15
Eastern Washington	1-0	1-0	0-0	03/21/16
<b>Elon</b>	<b>1-0</b>	<b>0-0</b>	<b>1-0</b>	<b>12/21/21</b>
<b>Florida</b>	<b>1-2</b>	<b>0-1</b>	<b>1-1</b>	<b>02/16/21</b>
Fresno Pacific	1-0	1-0	0-0	12/09/15
Fresno State	6-3	6-3	0-0	02/23/19
<b>Gardner-Webb</b>	<b>1-0</b>	<b>0-0</b>	<b>1-0</b>	<b>11/13/21</b>
<b>Georgia</b>	<b>2-1</b>	<b>0-0</b>	<b>2-1</b>	<b>02/02/22</b>
Georgia Tech	1-0	0-0	1-0	11/25/19
Grand Canyon	1-0	1-0	0-0	12/09/18
Hawai'i	1-1	1-1	0-0	11/24/17
<b>Hofstra</b>	<b>0-1</b>	<b>0-0</b>	<b>0-1</b>	<b>12/18/21</b>
Holy Names	1-0	1-0	0-0	11/30/15
Idaho	1-0	1-0	0-0	11/10/17
Illinois State	1-0	1-0	0-0	11/29/17
Indiana	1-0	0-0	1-0	12/29/19
Iona	1-1	1-1	0-0	11/26/16
Iowa State	0-1	0-1	0-0	03/16/17
<b>Kansas State</b>	<b>1-0</b>	<b>0-0</b>	<b>1-0</b>	<b>11/2/21</b>
Kentucky	1-1	0-0	1-1	02/09/21
<b>Little Rock</b>	<b>1-0</b>	<b>0-0</b>	<b>1-0</b>	<b>12/04/21</b>
Lipscomb	1-0	0-0	1-0	12/05/20
<b>LSU</b>	<b>3-3</b>	<b>0-0</b>	<b>3-3</b>	<b>01/15/22</b>
Loyola-Chicago	1-1	1-1	0-0	11/28/18
Loyola Marymount	1-0	1-0	0-0	11/14/16
<b>Ole Miss</b>	<b>2-0</b>	<b>0-0</b>	<b>2-0</b>	<b>01/27/21</b>
Massachusetts	1-0	1-0	0-0	11/23/18
<b>Mercer</b>	<b>1-0</b>	<b>0-0</b>	<b>2-0</b>	<b>11/09/21</b>
<b>Mississippi State</b>	<b>2-3</b>	<b>0-0</b>	<b>2-3</b>	<b>02/05/22</b>
Mississippi Valley	1-0	0-0	1-0	11/25/20
<b>Missouri</b>	<b>4-2</b>	<b>0-0</b>	<b>4-2</b>	<b>01/12/22</b>
Montana	2-0	1-0	1-0	11/16/19
Montana State	1-0	1-0	0-0	11/15/15
Morehead State	2-1	2-1	0-0	04/01/16
New Mexico	5-3	5-3	0-0	02/09/19
North Texas	2-0	0-0	2-0	11/29/20
<b>Northern Iowa</b>	<b>1-0</b>	<b>0-0</b>	<b>1-0</b>	<b>11/17/21</b>

## MUSSELMAN VS. ALL OPPONENTS

Opponent	Overall	at Nevada	at Arkansas	Last Meeting
Northern Kentucky	1-0	0-0	1-0	11/30/19
Oakland	1-0	1-0	0-0	11/23/16
<b>Ole Miss</b>	<b>0-3</b>	<b>0-0</b>	<b>3-0</b>	<b>01/27/22</b>
<b>Oklahoma</b>	<b>0-1</b>	<b>0-0</b>	<b>0-1</b>	<b>12/11/21</b>
Oklahoma State	0-1	0-0	0-1	01/30/21
Oral Roberts	2-0	0-0	2-0	03/27/21
Oregon State	1-1	1-1	0-0	11/18/16
Pacific	4-0	4-0	0-0	11/09/18
<b>Penn</b>	<b>1-0</b>	<b>0-0</b>	<b>1-0</b>	<b>11/28/21</b>
Portland State	1-0	1-0	0-0	11/25/15
Radford	1-0	1-0	0-0	12/17/17
Rhode Island	1-0	1-0	0-0	11/13/17
Rice	1-0	0-0	1-0	11/05/19
Saint Mary's	0-1	0-1	0-0	11/11/16
San Diego State	3-7	3-7	0-0	03/0/19
San Francisco	0-1	0-1	0-0	12/23/17
San Jose State	6-0	6-0	0-0	01/09/19
Santa Clara	2-0	2-0	0-0	11/15/17
<b>South Carolina</b>	<b>2-1</b>	<b>0-0</b>	<b>2-1</b>	<b>01/18/22</b>
South Dakota	1-0	0-0	1-0	11/22/19
South Dakota State	1-0	1-0	0-0	12/15/18
Southern	1-0	0-0	1-0	12/09/20
Southern Cal	1-0	1-0	0-0	12/01/18
Southern Illinois	1-0	1-0	0-0	12/22/17
<b>Tennessee</b>	<b>1-2</b>	<b>0-0</b>	<b>1-2</b>	<b>01/06/21</b>
Texas	1-0	1-0	0-0	03/16/18
<b>Texas A&amp;M</b>	<b>3-2</b>	<b>0-0</b>	<b>3-2</b>	<b>01/22/22</b>
Texas Tech	1-0	0-0	1-0	03/21/21
TCU	1-1	0-1	1-0	01/25/20
Texas Southern	1-0	0-0	1-0	11/19/19
Texas Tech	0-1	0-1	0-0	12/05/17
Towson	1-0	1-0	0-0	12/21/16
Tulsa	2-0	1-0	1-0	12/14/19
UC Davis	1-0	1-0	0-0	12/19/17
UC Irvine	2-0	2-0	0-0	12/02/17
UC Santa Barbara	1-0	1-0	0-0	12/22/16
UNLV	7-2	7-2	0-0	02/27/19
UT Arlington	1-0	0-0	1-0	12/02/20
Utah	1-0	1-0	0-0	12/29/18
Utah State	7-2	7-2	0-0	03/02/19
Valparaiso	1-0	0-0	1-0	12/21/19
<b>Vanderbilt</b>	<b>3-1</b>	<b>0-0</b>	<b>3-1</b>	<b>01/04/22</b>
Vermont	1-0	1-0	0-0	03/23/16
Washington	1-0	1-0	0-0	12/11/16
<b>West Virginia</b>	<b>1-0</b>	<b>0-0</b>	<b>1-0</b>	<b>01/29/22</b>
Western Kentucky	0-1	0-0	0-1	12/07/19
Wichita State	0-1	0-1	0-0	12/22/15
Wyoming	5-1	5-1	0-0	02/16/19

**Totals 174-58 110-34 64-24**

## MUSSELMAN VS. CONFERENCES

American Athletic	4-0	CAA	2-1	Ohio Valley	3-1
American East	1-0	C-USA	4-1	Pac-12	5-1
ACC	1-0	Horizon League	2-0	Patriot League	1-0
Atlantic Sun	2-0	Ind./Non D-1	2-0	SEC	29-20
Atlantic 10	3-0	Ivy League	1-0	SoCon	1-0
Big East	0-0	MAAC	1-1	Southland	2-0
Big Sky	6-0	Mid-American	1-0	SWAC	3-0
Big South	3-0	MEAC	0-0	Summit League	4-0
Big Ten	1-0	Missouri Valley	7-2	Sun Belt	4-0
Big 12	5-6	Mountain West	60-21	WCC	8-2
Big West	5-2	Northeast	0-0	WAC	2-0

## MUSSELMAN RECORD BREAKDOWN

<b>OVERALL:</b>	<b>174-59</b>
<b>- AT ARKANSAS.....</b>	<b>64-24</b>
Home:.....102-11.....	44-6 at Arkansas
Away:.....46-33.....	12-14 at Arkansas
Neutral:.....26-14.....	8-4 at Arkansas

<b>CONFERENCE GAMES:</b>	<b>82-36</b>
<b>- AT ARKANSAS.....</b>	<b>28-18</b>
Home:.....49-11.....	18-6 at Arkansas
Away:.....32-25.....	9-12 at Arkansas

<b>VS RANKED TEAMS:.....7-9</b>	<b>AS RANKED TEAM:.....56-16</b>
<b>- AT ARKANSAS.....5-6</b>	<b>- AT ARKANSAS.....18-4</b>
Home:.....2-3 / 2-3 at Ark	Home:.....29-1 / 11-0 at Ark
Away:.....2-3 / 2-2 at Ark	Away:.....13-6 / 1-0 at Ark
Neutral:.....3-3 / 1-1 at Ark	Neutral:.....14-9 / 6-4 at Ark

<b>RECORD BY MONTH:</b>	
November:.....40-4.....	15-0 at Arkansas
December:.....36-11.....	15-4 at Arkansas
January:.....38-17.....	14-11 at Arkansas
February:.....33-12.....	11-6 at Arkansas
March:.....24-14.....	8-3 at Arkansas
April:.....1-0.....	0-0 at Arkansas

<b>WHEN LEADING AT HALFTIME:</b>	<b>132-7</b>
at Arkansas.....	48-3

<b>WHEN TRAILING AT HALFTIME:</b>	<b>40-50</b>
at Arkansas.....	15-21

<b>WHEN TIED AT HALFTIME:</b>	<b>3-1</b>
at Arkansas.....	1-0

<b>OUT-REBOUNDING OPP:</b>	<b>106-14</b>
at Arkansas.....	36-4

<b>BEING OUT-REBOUNDED:</b>	<b>57-41</b>
at Arkansas.....	24-19

<b>REBOUNDS ARE EVEN:</b>	<b>11-2</b>
at Arkansas.....	4-1

<b>WHEN SCORING FIRST:</b>	<b>105-25</b>
at Arkansas.....	39-9

<b>WHEN OPPONENT SCORES FIRST:</b>	<b>69-33</b>
at Arkansas.....	25-15

<b>ONE-POSSESSION GAMES:</b>	<b>21-13</b>
at Arkansas.....	6-5

<b>OVERTIME GAMES:</b>	<b>10-6</b>
at Arkansas.....	4-3

<b>GAMES DECIDED BY 1-5 PTS:</b>	<b>35-23</b>
at Arkansas.....	11-9

<b>GAMES DECIDED BY 6-10 PTS:</b>	<b>30-16</b>
at Arkansas.....	15-8

<b>GAMES DECIDED BY 11-19 PTS:</b>	<b>54-12</b>
at Arkansas.....	21-4

<b>GAMES DECIDED BY 20-PLUS PTS:</b>	<b>45-7</b>
at Arkansas.....	17-3

<b>SHOOTING 50 PERCENT OR BETTER:</b>	<b>56-2</b>
at Arkansas.....	18-1

<b>SHOOTING PCT. BETTER THAN OPP:</b>	<b>144-11</b>
at Arkansas.....	55-6

<b>SHOOTING PCT. WORSE THAN OPP:</b>	<b>29-46</b>
at Arkansas.....	9-18

<b>SHOOTING PCT. SAME AS OPP:</b>	<b>1-1</b>
at Arkansas.....	0-0

<b>OUT-SCORING OPP BENCH:</b>	<b>84-7</b>
at Arkansas.....	31-6

<b>OUT-SCORED BY OPP BENCH:</b>	<b>83-41</b>
at Arkansas.....	30-17

<b>BENCH SCORING EVEN:</b>	<b>7-1</b>
at Arkansas.....	3-1

## MOST POINTS BY A MUSSELMAN TEAM

NOTE: MISSING RESULTS FROM RAPID CITY (CBA) AND FLORIDA (USBL)			
142	Arkansas	Mississippi Valley State	11/25/20 W, 142-62
138	LA D-Fenders	Erie BayHawks	02/06/12 W, 138-107
135	LA D-Fenders	Stockton Kings	11/28/11 W, 135-103
135	Sacramento	Charlotte Bobcats	02/28/07 W, 135-120
135	Golden State	Orlando Magic	11/16/02 W, 135-92
133	Golden State	at Milwaukee Bucks	03/08/03 L, 133-138 (OT)
132	LA D-Fenders	Rio Grande Valley Vipers	12/05/11 W, 132-126
128	Sacramento	Los Angeles Lakers	12/29/06 L, 128-132 (OT)
128	Golden State	Utah Jazz	04/08/03 W, 128-102
127	LA D-Fenders	Canton Charge	01/30/12 W, 127-87
127	Reno	Idaho Stampede	12/01/10 W, 127-117
126	Reno	Rio Grande Valley Vipers	004/20/11 L, 126-134

## PLAYER GAME HIGHS:

<b>MOST POINTS:</b>	
at Nevada:	45 Jordan Caroline at New Mexico 01/07/17
	40 Jordan Caroline at Colorado St 02/06/19
	37 D.J. Fenner vs UNLV 02/08/17
	34 Marquize Coleman at Hawai'i 11/16/15
	33 Caleb Martin at Utah 12/29/18
	32 Marcus Marshall at Wyoming 01/14/17
	32 Marcus Marshall at Washington 12/11/16
	32 Tyrone Criswell vs Eastern Washington 03/21/16
	30 4x

at Arkansas:	41 Mason Jones vs Tulsa 12/14/19
	40 Mason Jones vs Auburn 02/04/20
	38 Mason Jones vs Miss State 02/15/20
	37 Mason Jones vs Tennessee 02/26/20
	36 Mason Jones vs LSU 03/04/20
	34 Mason Jones vs South Carolina 01/29/20
	34 Isaiah Joe at Ole Miss 01/11/20
	33 Isaiah Joe vs Texas Southern 11/19/19
	32 Mason Jones vs Rice 11/05/19
	<b>31 Stanley Umude at Georgia 02/02/22</b>
	<b>31 JD Notae at Texas A&amp;M 01/08/22</b>
	<b>30 4x - Last: JD Notae vs Mercer 11/09/21</b>

Season Opener: 32 Mason Jones vs Rice 11/05/19  
 SEC Opener 17 Isaiah Joe & Mason Jones vs TX A&M 01/04/20  
 SEC Game: 40 Mason Jones vs Auburn 02/04/20  
 SEC Tourney: 28 Moses Moody vs LSU 03/13/20  
 NCAA Tourney: 27, Justin Smith vs Colgate 03/19/21  
 Bud Walton: 41 Mason Jones vs Tulsa 12/14/19  
 Road Game: 34 Isaiah Joe at Ole Miss 01/11/20  
 Neutral Site: 28 Moses Moody vs LSU 03/13/20  
 Ranked Opp: 40 Mason Jones vs Auburn 02/04/20  
 Frosh: 28 (4x) Moses Moody (Bama, USC, TX A&M, LSU)  
 Soph: 34 Isaiah Joe at Ole Miss 01/11/20  
 Junior: 41 Mason Jones vs Tulsa 12/14/19  
 Senior+: **31 (2x) Notae at TX A&M and Umude at Georgia**

<b>MOST FIELD GOALS MADE:</b>	
at Nevada:	17 Jordan Caroline at New Mexico 01/07/17
	13 Cody Martin vs Utah State 02/17/18
	12 Jordan Caroline at UNLV 02/25/17
	12 Cameron Oliver vs Eastern Washington 03/21/16
	12 D.J. Fenner v UNLV 02/08/17
at Arkansas:	14 Jimmy Whitt Jr. vs Vanderbilt 01/15/20
	<b>12 Stanley Umude at Georgia 02/02/22</b>
	12 Mason Jones vs Auburn 02/04/20
	12 Mason Jones vs Tulsa 12/14/19
	12 Mason Jones vs Rice 11/05/19

<b>MOST 3-POINTERS MADE:</b>	
at Nevada:	8 Marcus Marshall at UNLV 02/25/17
	7 6x
at Arkansas:	8 Mason Jones at Texas A&M 03/07/20
	7 Isaiah Joe at Ole Miss 01/11/20
	<b>6 Stanley Umude at Georgia 02/02/22</b>
	6 Isaiah Joe at Texas A&M 03/07/20
	6 Isaiah Joe at Indiana 12/29/19
	6 Isaiah Joe vs Texas Southern 11/19/19

<b>MOST FREE THROWS MADE:</b>	
at Nevada:	15 Marcus Marshall vs Boise State 02/22/17
	15 Marquize Coleman vs UNLV 01/23/16
	15 Marquize Coleman at Hawai'i 11/16/15
	14 Jordan Caroline vs Rhode Island 11/13/17
	14 Marcus Marshall at Wyoming 01/14/17

at Arkansas:	18 Mason Jones vs Miss State 02/15/20
	16 Moses Moody vs Alabama 02/24/21
	15 Mason Jones vs South Carolina 01/29/20
	<b>12 Chris Lykes vs Elon 12/21/21</b>
	12 Mason Jones vs LSU 03/04/20
	12 Isaiah Joe vs Tennessee 02/26/20
	12 Mason Jones vs Tulsa 12/14/19

<b>MOST REBOUNDS:</b>	
at Nevada:	24 Cameron Oliver vs Fresno State 02/1/16
	21 Cameron Oliver at UNLV 02/20/16
	17 Cameron Oliver vs Colorado State 03/04/17
	16 6x

at Arkansas:	17 Justin Smith vs Oral Roberts 12/20/20
	16 Connor Vanover vs North Texas 11/28/20
	<b>15 Jaylin Williams vs West Virginia 01/29/22</b>
	15 Jimmy Whitt Jr. vs LSU 03/04/20
	14 Justin Smith vs Oral Roberts 03/27/21
	<b>13 Jaylin Williams at LSU 01/15/22</b>
	<b>13 Jaylin Williams vs UCA 12/01/21</b>
	12 4X - Last: Justin Smith vs Colgate 03/19/21

Season Opener: **11 Au'Diese Toney vs Mercer 11/09/21**  
 SEC Opener 6 Mason Jones vs Texas A&M 01/04/20  
 SEC Game: 15 Jimmy Whitt Jr. vs LSU 03/04/20  
 SEC Tourney: 9 Moses Moody vs LSU 03/13/20  
 NCAA Tourney: 14 Justin Smith vs Oral Roberts 03/27/21  
 Bud Walton: 17 Justin Smith vs Oral Roberts 12/20/20  
 Road Game: **13 Jaylin Williams at LSU 01/15/22**  
 Neutral Site: 12 Justin Smith at Colgate 03/19/21  
 Ranked Opp: **13 Jaylin Williams at #12 LSU 01/15/22**  
 Frosh: 10 (5x) last by Jaylin Williams vs Texas Tech 03/21/21  
 Soph: 16 Connor Vanover vs North Texas 11/28/20  
 Junior: 12 Mason Jones vs South Carolina 01/29/20  
 Senior+: 17 Justin Smith vs Oral Roberts 12/20/20

<b>MOST OFFENSIVE REBOUNDS:</b>	
at Nevada:	11 AJ West at Pacific 11/21/15
	8 Cameron Oliver vs Fresno State 02/1/16
at Arkansas:	11 Justin Smith vs Oral Roberts 03/27/21
	10 Justin Smith vs Oral Roberts 12/12/20
	<b>6 Au'Diese Toney vs Cincinnati 11/23/21</b>
	6 Justin Smith vs UT Arlington 12/02/20
	6 Reggie Chaney at Missouri 02/08/20
	<b>5 9x - Last: Au'Diese Toney vs AUB 02/08/22</b>

<b>MOST DEFENSIVE REBOUNDS:</b>	
at Nevada:	16 Cameron Oliver vs Fresno State 02/1/16
	14 Cameron Oliver vs Colorado State 03/04/17
	14 Cameron Oliver at Wyoming 01/14/17
	13 Cameron Oliver vs Colorado State 03/11/17
	13 Cameron Oliver at Air Force 02/15/17

at Arkansas:	<b>15 Jaylin Williams vs West Virginia 01/29/22</b>
	14 Connor Vanover vs North Texas 11/28/20
	14 Jimmy Whitt Jr. vs LSU 03/04/20
	<b>13 Jaylin Williams at LSU 01/15/22</b>
	<b>11 Jaylin Williams vs Auburn 02/08/22</b>
	<b>11 Jaylin Williams vs UCA 12/01/21</b>
	11 Mason Jones vs South Carolina 01/29/20
	<b>10 Jaylin Williams vs Texas A&amp;M 01/22/22</b>
	<b>10 Jaylin Williams vs Missouri 01/12/22</b>
	<b>10 Jaylin Williams at Texas A&amp;M 01/08/22</b>
	<b>10 JD Notae vs Charlotte 12/07/21</b>

<b>MOST ASSISTS:</b>	
at Nevada:	11 Cody Martin vs BYU 11/06/18
	11 Cody Martin vs Colorado State 02/25/18
	11 Marquize Coleman vs Holy Names 11/30/15
	10 Cody Martin vs Little Rock 11/16/18
	10 Cody Martin vs Pacific 11/09/18
	10 Marcus Marshall vs Colorado State 03/04/17

at Arkansas:	11 Jalen Tate vs UCA 12/12/12
	10 Jalen Tate vs Georgia 01/09/21
	9 Mason Jones at Ole Miss 01/11/20
	<b>8 Davonte Davis vs Charlotte 12/07/21</b>
	8 Jalen Tate at Vanderbilt 01/23/21
	8 Mason Jones vs Vanderbilt 01/15/20

Season Opener: 7 Isaiah Joe vs Rice 11/05/19  
 SEC Opener 5 Jalen Harris vs Texas A&M 01/04/20  
 SEC Game: 10 Jalen Tate vs Georgia 01/09/21  
 SEC Tourney: 6 Mason Jones vs Vanderbilt 03/11/20  
 NCAA Tourney: 6 Jalen Tate vs Oral Roberts 03/27/21  
 Bud Walton: 11 Jalen Tate vs Central Arkansas 12/12/12  
 Road Game: 9 Mason Jones at Ole Miss 01/11/20  
 Neutral Site: 6 Jalen Tate vs Oral Roberts 03/27/21  
 Ranked Opp: 6 by Jalen Tate at Tennessee 01/06/21  
 Frosh: 6 Davonte Davis (2x) vs Georgia and vs LSU  
 Soph: **8 Davonte Davis vs Charlotte 12/07/21**  
 Junior: 9 Mason Jones at Ole Miss 01/11/20  
 Senior+: 11 Jalen Tate vs Central Arkansas 12/12/12

<b>MOST STEALS:</b>	
at Nevada:	5 Caleb Martin vs Cal Baptist 11/19/18
	5 Jordan Caroline at San Diego St 02/12/17
	5 Marquize Coleman at New Mexico 12/30/15
	4 17x

at Arkansas:	<b>7 JD Notae vs Mercer 11/09/21</b>
	<b>7 JD Notae vs Vanderbilt 01/04/22</b>
	<b>6 Jaylin Williams vs Texas A&amp;M 01/22/22</b>
	<b>5 7x: last Davonte Davis vs AUB 02/08/22</b>

Season Opener: **7 JD Notae vs Mercer 11/09/21**  
 SEC Opener 3 Mason Jones vs Texas A&M 01/04/20  
 SEC Game: **7 last JD Notae vs Vanderbilt 01/04/21**  
 SEC Tourney: 4 Davonte Davis vs LSU 03/13/20  
 NCAA Tourney: 5 Justin Smith vs Colgate 03/19/21  
 Bud Walton: **7 JD Notae vs Mercer 11/09/21**  
 Road Game: 5 (2x) last JD Notae at South Carolina  
 Neutral Site: 4 Davonte Davis vs LSU 03/13/20  
 Ranked Opp: 4 Desi Sills vs Auburn 02/04/20  
 Frosh: 4 Davonte Davis vs LSU 03/13/20  
 Soph: **6 Jaylin Williams vs Texas A&M 01/22/22**  
 Junior: 5 (4x) last JD Notae vs Colgate 03/19/21  
 Senior+: **7 JD Notae vs Mercer 11/09/21**

<b>MOST BLOCKED SHOTS:</b>	
at Nevada:	6 Cameron Oliver vs Morehead State 04/01/16
	5 7x

at Arkansas:	6 Connor Vanover vs North Texas 11/28/20
	5 Connor Vanover at Oklahoma St. 01/30/21
	5 Connor Vanover vs Ole Miss 01/27/21
	5 Adrio Bailey vs Valpo 12/21/19
	5 Adrio Bailey vs Texas Southern 11/19/19
	<b>4 6x - Last JD Notae vs Auburn 02/08/22</b>

Season Opener: 3 Connor Vanover vs Miss Valley 11/25/20  
 SEC Opener: **3 Jaylin Williams at Mississippi State 12/29/21**  
 SEC Game: 5 Connor Vanover vs Ole Miss 01/27/21  
 SEC Tourney: 3 (3x) last Ethan Henderson vs LSU 03/13/21  
 NCAA Tourney: 3 Moses Moody vs Oral Roberts 03/27/21  
 Bud Walton: 6 Connor Vanover vs North Texas 11/28/20  
 Road Game: 5 Connor Vanover at Oklahoma State 01/30/21  
 Neutral Site: 5 Adrio Bailey vs Valpo 12/21/19  
 Ranked Opp: 4 Jalen Tate vs Alabama 02/24/21  
 Frosh: 4 Jaylin Williams vs LSU 02/27/21  
 Soph: 6 Connor Vanover vs North Texas 11/28/20  
 Junior: 3 (2x) last Ethan Henderson vs LSU 03/13/21  
 Senior+: 5 Adrio Bailey 2x



## TEAM GAME HIGHS:

MOST POINTS:			
at Nevada:	119	vs Fresno State 12/09/15	W, 119-70
	110	vs UMass 11/23/18	W, 110-87
	108	vs Holy Names 11/30/15	W, 108-57
	105	at New Mexico 01/07/17	W, 105-104 (OT)
	104	vs UNLV 02/08/17	W, 104-77
	103	at Wyoming 01/24/18	L, 103-104 (2OT)
	102	vs Fresno State 01/31/18	W, 102-92
	101	at UNLV 02/28/18	W, 101-75
	100	vs Colorado State 01/23/19	W, 100-60

at Arkansas:	142	vs Mississippi Valley 11/25/20	W, 142-62
	101	at South Carolina 03/02/21	W, 101-73
	100	vs Central Arkansas 12/12/12	W, 100-75
	<b>99</b>	<b>at Georgia 02/02/22</b>	<b>W, 99-73</b>
	99	vs Georgia 01/09/21	W, 99-69
	99	vs LSU 03/04/20	W, 99-90
	98	vs Tulsa 12/14/19	W, 98-79
	<b>97</b>	<b>vs Central Arkansas 12/01/21</b>	<b>W, 97-60</b>
	97	at Auburn 12/30/20	W, 97-89

MOST FIELD GOALS MADE:			
at Nevada:	40	vs UMass 11/23/18	
	40	vs Fresno State 12/09/15	
	40	vs Holy Names 11/30/15	
	38	vs San Jose State 0/09/19	
	38	vs UNLV 02/08/17	

at Arkansas:	48	vs Mississippi Valley 11/25/20	
	<b>40</b>	<b>at Georgia 02/02/22</b>	
	<b>40</b>	<b>vs Central Arkansas 12/01/21</b>	
	40	vs Central Arkansas 12/12/20	
	37	at South Carolina 03/02/21	
	37	vs Rice 11/05/19	

MOST FIELD GOALS ATTEMPTED:			
at Nevada:	80	at UNLV 02/20/16	
	77	vs Colorado State 02/25/18	
	75	at New Mexico 01/07/17	
	74	3x last vs Wyoming 01/03/18	

at Arkansas:	86	vs Mississippi Valley 11/25/20	
	77	vs Oral Roberts 12/20/20	
	76	at LSU 01/13/21	
	76	vs Central Arkansas 12/12/20	
	<b>73</b>	<b>vs Central Arkansas 12/01/21</b>	
	<b>71</b>	<b>at Georgia 02/02/22</b>	
	71	vs Missouri 01/02/21	
	71	vs Texas Southern 11/19/19	

BEST FIELD GOAL PERCENTAGE:			
at Nevada:	.615 (40-65)	vs UMass 11/23/18	
	.597 (40-67)	vs Fresno State 12/09/15	
	.597 (40-67)	vs Holy Names 11/30/15	
	.593 (32-54)	at Utah State 02/17/18	
	.589 (33-56)	vs Fresno State 01/31/18	

at Arkansas:	.571 (36-63)	at Vanderbilt 01/23/21	
	<b>.567</b> (34-60)	<b>vs Little Rock 12/04/21</b>	
	.567 (34-60)	vs Tulsa 12/14/19	
	<b>.563</b> (40-71)	<b>at Georgia 02/02/22</b>	
	.558 (48-86)	vs Mississippi Valley 11/25/20	
	.552 (37-67)	at South Carolina 03/02/21	
	.552 (37-67)	vs Rice 11/05/19	

MOST 3-POINT FIELD GOALS MADE:			
at Nevada:	17	at Pacific 11/18/17	
	15	vs Pacific 11/09/18	
	15	at Air Force 01/06/18	
	15	at Santa Clara 11/15/17	
	15	at New Mexico 01/07/17	

at Arkansas:	20	vs Mississippi Valley 11/25/20	
	<b>15</b>	<b>at Georgia 02/02/22</b>	
	15	at South Carolina 03/02/21	
	14	at Texas A&M 03/07/20	
	<b>13</b>	<b>vs Gardner-Webb 11/13/21</b>	

MOST 3-POINT FIELD GOALS ATTEMPTED:			
at Nevada:	39	vs South Dakota State 12/15/18	
	37	at Fresno State 01/12/19	
	37	vs San Jose State 02/21/18	
	34	vs San Jose State 01/09/19	
	34	at Pacific 11/18/17	

at Arkansas:	40	vs Mississippi Valley 11/25/20	
	34	vs Lipscomb 12/05/20	
	33	at South Carolina 03/02/21	
	33	vs Southern 12/09/20	
	32	at Texas A&M 03/07/20	

BEST 3-POINT FIELD GOAL PERCENTAGE:			
at Nevada:	.600 (6-10)	vs Morehead State 03/30/16	
	.588 (10-17)	at Fresno State 12/27/17	
	.579 (11-19)	vs Southern Illinois 12/22/17	
	.550 (11/20)	vs Oakland 11/23/16	
	.542 (13-24)	at UNLV 02/28/18	
	.542 (13-24)	at Air Force 02/15/17	

at Arkansas:	.667 (6-9)	vs TCU 01/25/20	
	.571 (12-21)	vs Georgia 01/09/21	
	<b>.536</b> (15-28)	<b>at Georgia 02/02/22</b>	
	.500 (20-40)	vs Mississippi Valley 11/25/20	
	<b>.481</b> (13-27)	<b>vs Gardner-Webb 11/13/21</b>	
	.480 (12-25)	vs Missouri 02/22/20	

MOST FREE THROWS MADE:			
at Nevada:	39	vs Morehead State 04/01/16	
	36	vs Rhode Island 11/13/17	
	35	vs Tulsa 11/22/18	
	31	at Wyoming 01/14/17	
	30	at Wyoming 01/24/18	

at Arkansas:	36	vs LSU 03/04/20	
	<b>29</b>	<b>vs Elon 12/21/21</b>	
	<b>28</b>	<b>vs West Virginia 01/29/22</b>	
	28	at Missouri 02/08/20	
	<b>27</b>	<b>vs South Carolina 01/18/22</b>	
	<b>27</b>	<b>vs Kansas State 11/22/21</b>	
	27	vs Alabama 02/24/21	
	27	vs Tennessee 02/26/20	

MOST FREE THROWS ATTEMPTED:			
at Nevada:	45	vs Morehead State 04/01/16	
	44	vs Rhode Island 11/13/17	
	43	at Pacific 11/21/15	
	42	vs Tulsa 11/22/18	

at Arkansas:	54	vs LSU 03/04/20	
	43	vs Alabama 02/24/21	
	40	vs South Carolina 01/29/20	
	39	at Missouri 02/08/20	
	36	at Tennessee 02/11/20	

BEST FREE THROW PERCENTAGE:			
at Nevada:	.929 (13-14)	vs Loyola-Chicago 03/22/18	
	.929 (13-14)	at Cal State Fullerton 11/28/15	
	.900 (18-20)	at Pacific 11/18/17	
	.889 (16-18)	at Fresno State 12/27/17	
	.885 (23-26)	vs Montana 03/16/16	
	.885 (23-26)	at Hawai'i 11/16/15	

at Arkansas:	<b>.944</b> (17-18)	<b>vs Oklahoma 12/11/21</b>	
	.944 (17-18)	at LSU 01/08/20	
	.929 (13-14)	vs Mississippi State 02/02/21	
	.923 (12-13)	at South Carolina 03/02/21	
	.917 (11-12)	vs South Dakota 11/22/19	

MOST REBOUNDS:			
at Nevada:	61	at Pacific 11/21/15	
	60	vs Fresno Pacific 12/09/15	
	57	vs Fresno State 02/13/16	
	53	at UNLV 02/20/16	
	50	vs San Jose State 12/28/16	

at Arkansas:	58	Oral Roberts 12/20/20	
	58	vs Mississippi Valley 11/25/20	
	54	vs Lipscomb 12/05/20	
	<b>47</b>	<b>vs Central Arkansas 12/01/21</b>	
	<b>46</b>	<b>at Texas A&amp;M 01/08/22</b>	
	46	vs Southern 12/09/20	

MOST OFFENSIVE REBOUNDS:			
at Nevada:	25	at Pacific 11/21/15	
	19	vs Fresno Pacific 12/09/15	
	19	vs Fresno State 02/13/16	
	19	vs Florida 03/21/19	

at Arkansas:	24	vs Oral Roberts 12/20/20	
	<b>20</b>	<b>at Texas A&amp;M 01/08/22</b>	
	20	vs Mississippi Valley 11/25/20	
	<b>18</b>	<b>vs Cincinnati 11/23/21</b>	
	18	vs Oral Roberts 03/27/21	

MOST DEFENSIVE REBOUNDS:			
at Nevada:	43	vs Fresno State 02/13/16	
	42	vs San Jose State 12/28/16	
	41	vs Fresno Pacific 12/09/15	
	40	vs Little Rock 11/16/18	
	38	vs Mew Mexico 02/09/19	

at Arkansas:	44	vs Lipscomb 12/05/20	
	38	vs Mississippi Valley 11/25/20	
	36	vs LSU 02/27/21	
	36	vs Valparaiso 12/21/19	
	35	vs Rice 11/05/19	

MOST ASSISTS:			
at Nevada:	29	vs Holy Names 11/30/15	
	27	at Santa Clara 11/15/17	
	25	vs Illinois State 11/29/17	
	25	at New Mexico 01/07/17	
	24	vs UC Davis 12/19/17	

at Arkansas:	26	vs Central Arkansas 12/12/20	
	26	vs Mississippi Valley 11/25/20	
	<b>23</b>	<b>at Georgia 02/02/22</b>	
	<b>23</b>	<b>vs Gardner-Webb 11/13/21</b>	
	<b>22</b>	<b>vs Central Arkansas 12/01/21</b>	
	22	at Vanderbilt 01/23/21	

MOST STEALS:			
at Nevada:	15	vs San Jose State 01/09/19	
	15	vs Utah State 01/02/19	
	12	vs New Mexico 01/28/17	
	13	at New Mexico 12/30/15	
	11	4x	

at Arkansas:	<b>16</b>	<b>vs Central Arkansas 12/01/21</b>	
	15	at Georgia Tech 11/25/19	
	<b>14</b>	<b>vs Texas A&amp;M 01/22/22</b>	
	14	at Auburn 02/04/20	
	14	vs Rice 11/05/19	
	<b>13</b>	<b>4x: last vs Missouri 01/12/22</b>	

MUSS TEAMS IN THE NCAA/CONFERENCE STATS						
	2015-16	2016-17	2017-18	2018-19	2019-20	2020-21
3-pt FG Att	176 / 8	<b>37 / 2</b>	<b>29 / 2</b>	<b>51 / 2</b>	115 / 5	26 / 3
A-Turnover Ratio	232 / 9	<b>13 / 1</b>	<b>2 / 1</b>	<b>15 / 1</b>	140 / 4	<b>103 / 2</b>
Assists/Gm	220 / 9	<b>32 / 1</b>	<b>27 / 2</b>	75 / 3	226 / 10	80 / 4
Blocks/Gm	<b>7 / 1</b>	64 / 3	74 / 2	100 / 2	84 / 9	<b>17 / 4</b>
Def Reb/Gm	<b>19 / 1</b>	<b>31 / 2</b>	92 / 6	<b>31 / 2</b>	287 / 12	<b>33 / 2</b>
Fewest Fouls	342 / 11	105 / 3	253 / 9	184 / 6	322 / 12	329 / 13
Fewest TO	335 / 11	<b>59 / 1</b>	<b>24 / 1</b>	<b>21 / 1</b>	<b>59 / 1</b>	320 / 10
FG Pct	251 / 9	146 / 5	60 / 3	68 / 4	147 / 6	100 / 4
FG Pct Defense	<b>28 / 2</b>	120 / 7	140 / 4	42 / 3	169 / 12	70 / 5
FT Attempts	<b>2 / 1</b>	<b>13 / 1</b>	<b>16 / 2</b>	<b>16 / 1</b>	<b>8 / 2</b>	<b>4 / 1</b>
FT Made	<b>1 / 1</b>	<b>24 / 2</b>	<b>9 / 2</b>	<b>17 / 1</b>	<b>3 / 1</b>	<b>2 / 1</b>
FT Pct	43 / 2	159 / 6	66 / 2	167 / 6	102 / 6	68 / 4
Off Reb/Gm	76 / 2	132 / 3	255 / 7	205 / 6	325 / 14	44 / 8
Fouls/Gm	275 / 8	<b>35 / 1</b>	<b>95 / 1</b>	126 / 3	311 / 11	131 / 3
Reb Margin	<b>4 / 2</b>	<b>72 / 1</b>	232 / 81	97 / 3	342 / 14	56 / 3
Scoring Defense	177 / 5	151 / 6	191 / 6	<b>55 / 1</b>	185 / 9	189 / 8
Scoring Margin	117 / 5	<b>39 / 1</b>	<b>27 / 1</b>	<b>9 / 1</b>	70 / 4	<b>24 / 1</b>
Scoring Offense	113 / 5	<b>37 / 1</b>	<b>18 / 2</b>	<b>28 / 1</b>	56 / 5	<b>11 / 2</b>
Steals/Gm	98 / 3	262 / 8	174 / 6	172 / 4	<b>41 / 1</b>	48 / 4
3 Pt FG Defense	59 / 2	<b>18 / 2</b>	<b>20 / 1</b>	113 / 3	<b>1 / 1</b>	174 / 9
3 PT FG/Game	323 / 11	<b>33 / 2</b>	31 / 3	74 / 3	143 / 4	169 / 5
3 PT FG Pct	314 / 11	<b>42 / 1</b>	<b>26 / 2</b>	155 / 6	175 / 5	198 / 7
3 PT FGM	251 / 9	<b>22 / 2</b>	<b>15 / 2</b>	<b>59 / 2</b>	129 / 4	39 / 4
Total Assists	112 / 2	<b>30 / 2</b>	<b>10 / 1</b>	69 / 2	251 / 10	<b>12 / 1</b>
Total Blocks	<b>3 / 1</b>	50 / 3	<b>44 / 1</b>	88 / 2	81 / 7	<b>3 / 2</b>
Total Rebounds	<b>2 / 1</b>	<b>25 / 3</b>	44 / 2	63 / 2	306 / 14	<b>4 / 3</b>
Total Rebs/Gm	<b>18 / 1</b>	<b>41 / 1</b>	171 / 6	72 / 4	322 / 14	<b>18 / 2</b>
Total Steals	40 / 3	208 / 9	85 / 2	157 / 4	<b>34 / 1</b>	<b>5 / 2</b>
Turnover Margin	184 / 5	169 / 7	<b>22 / 2</b>	<b>22 / 1</b>	<b>9 / 1</b>	<b>58 / 2</b>
Turnovers Forced	154 / 5	306 / 10	191 / 6	127 / 3	<b>29 / 1</b>	52 / 7
Fewest TO/Gm	208 / 7	<b>26 / 2</b>	<b>4 / 1</b>	<b>13 / 1</b>	<b>47 / 1</b>	151 / 3
W-L Pct	93 / 3	<b>17 / 1</b>	<b>17 / 1</b>	<b>7 / 1</b>	89 / 5	<b>17 / 2</b>

MOST BLOCKED SHOTS:			
at Nevada:	11	at Oregon State 12/05/15	
	10	at Wyoming 01/20/16	
	10	vs Holy Names 11/30/15	
	9	vs UNLV 03/08/18	
	9	at New Mexico 01/07/17	

at Arkansas:	11	vs Alabama 02/24/21	
	<b>10</b>	<b>vs Elon 12/21/21</b>	
	10	vs Texas Southern 11/19/19	
	8	vs Central Arkansas 12/12/20	
	8	vs Southern 12/09/20	
	8	vs North Texas 11/28/20	
	8	at Texas A&M 03/07/20	
	8	vs Valparaiso 12/21/19	

MOST TURNOVERS:			
at Nevada:	21	at Texas Tech 12/05/17	
	21	vs Morehead State 03/30/16	
	20	vs Fresno Pacific 12/09/15	
	20	at San Diego State 03/11/16	

at Arkansas	21	vs Rice 11/05/19
	20	vs Missouri 03/12/21
	20	at Tennessee 01/06/21
	20	vs Austin Peay 12/03/19
	<b>19</b>	<b>at LSU 01/15/22</b>
	19	vs Valparaiso 12/21/19

3 PT MADE	17	vs Northern Iowa 11/17/21
	15	at Alabama 01/16/21
	15	at Auburn 12/30/20
	14	at Kentucky 02/09/21
	13	vs Oklahoma 12/11/21
	13	vs Gardner-Webb 11/13/21
	13	vs Mercer 11/09/21
	13	at Missouri 02/13/21
	13	vs Mississippi Valley 11/25/20
3 PT ATT	39	vs Mississippi Valley 11/25/20
	37	vs Northern Iowa 11/17/21
	33	vs Alabama 02/24/21
	32	vs Auburn 02/08/22
	32	at Missouri 02/13/21
3 PT PCT	.591 (13-22)	vs Oklahoma 12/11/21
	.538 (14-26)	at Kentucky 02/09/21
	.533 (8-15)	vs Baylor 03/29/21
	.517 (15-29)	at Auburn 12/30/20
	.474 (9-19)	vs LSU 03/13/21
FT MADE	34	at Missouri 02/08/20
	28	vs Missouri 01/02/21
	27	at Mississippi State 01/22/20
	25	at Ole Miss 01/11/20
FT ATTEMPTS	44	at Missouri 02/08/20
	39	vs Missouri 01/02/21
	33	vs South Carolina 01/29/20
	31	at Texas A&M 03/07/20
	31	at Mississippi State 01/22/20
FT PCT	1.000 (13-13)	at Ole Miss 01/26/22
	1.000 (14-14)	vs Florida 02/16/21
	.962 (25-26)	at Ole Miss 01/11/20
	.950 (19-20)	vs Texas A&M 101/22/22
	.909 (10-11)	vs Charlotte 12/07/21
REBOUNDS	60	vs Auburn 02/08/22
	53	at LSU 01/08/20
	52	at Missouri 02/08/20
	51	vs Missouri 01/02/21
OFF REB	24	vs Auburn 02/08/22
	23	at LSU 01/08/20
	16	at Missouri 02/08/20
	15	6x last vs South Carolina 01/18/22
DEF REB	41	vs Missouri 01/02/21
	37	at Georgia Tech 11/25/19
	36	vs Auburn 02/08/22
	35	vs Kentucky 01/18/20
ASSISTS	18	vs Oklahoma 12/11/21
	18	at Kentucky 02/09/21
	18	at Alabama 01/16/21
	17	vs Hofstra 12/18/21
	17	vs Northern Iowa 11/17/21
	17	vs Gardner-Webb 11/13/21
	17	vs Mercer 11/09/21
	17	3 other times
STEALS	12	at Mississippi State 12/29/21
	12	at Alabama 01/16/21
	11	vs Texas A&M 01/22/22
	10	at Texas A&M 01/08/22
	10	vs LSU 03/13/21
	10	at Oklahoma State 01/30/21
	10	at Tennessee 01/06/21
	10	vs Northern Kentucky 11/30/19
BLOCKS	9	at Texas A&M 01/08/22
	9	vs Auburn 01/20/21
	9	at Tennessee 01/06/21
	7	at Oklahoma State 01/30/21
	7	vs Oral Roberts 12/20/20
TURNOVERS	27	vs Rice 11/05/19
	26	vs Mississippi State 02/02/21
	25	vs Central Arkansas 12/01/21
	24	at Georgia Tech 11/25/19
	24	vs Texas Southern 11/19/19
FOULS	35	vs LSU 03/04/20
	33	vs South Carolina 01/29/20
	32	vs Alabama 02/24/21
	29	vs West Virginia 01/29/22
	29	vs Missouri 01/02/21

## ARKANSAS TEAM GAME LOWS:

FEWEST PTS	59	at Alabama 01/16/21
	59	at Florida 02/18/20
	61	vs Mississippi State 02/02/21
	61	at Tennessee 02/11/20
	62	at Georgia Tech 11/25/19
FEWEST FG	15	at Tennessee 02/11/20
	19	vs Missouri 01/02/21
	19	vs Kentucky 01/18/20
	20	vs North Texas 11/12/19
	20	vs Montana 11/16/19
FEWEST FGA	45	vs North Texas 11/12/19
	46	vs Austin Peay 12/03/19
	49	at Tennessee 02/11/20
LOWEST FG%	.268 (19-71)	vs Missouri 01/02/21
	.306 (15-49)	at Tennessee 02/11/20

	.333 (21-63)	at Alabama 01/16/21
	.333 (19-57)	vs Kentucky 01/18/20
	.342 (26-79)	at LSU 01/13/21
FEWEST 3PT FG	0	vs South Carolina 01/18/22
	1	vs Oral Roberts 03/27/21
	2	vs Mississippi State 02/02/21
	3	vs West Virginia 01/29/22
	3	vs Charlotte 12/07/21
	3	vs Penn 11/28/21
	3	vs Cincinnati 11/23/21
	3	vs Kansas State 11/22/21
	3	vs Northern Kentucky 11/30/19
	3	at Missouri 02/08/20
	3	at Florida 02/18/20
FEWEST 3 FGA	9	vs Oral Roberts 03/27/21
	9	vs TCU 01/25/20
	11	vs South Carolina 01/18/22
	11	vs Baylor 03/29/21
	13	vs Charlotte 12/07/21
LOWEST 3 PT%	.000 (0-11)	vs South Carolina 01/18/22
	.111 (1-9)	vs Oral Roberts 03/27/21
	.118 (2-17)	vs Mississippi State 02/02/21
	.136 (3-22)	vs Kansas State 11/22/21
	.167 (4-24)	vs Oral Roberts 12/20/20
	.167 (3-18)	vs Northern Kentucky 11/30/19
	.176 (3-17)	vs Penn 11/28/21
	.176 (3-17)	vs Cincinnati 11/23/21
FEWEST FT	4	at Georgia 02/02/22
	4	at Oklahoma State 01/30/21
	6	at Mississippi State 01/22/20
	7	vs Rice 11/05/19
FEWEST FTA	7	at Georgia 02/02/22
	7	at Oklahoma State 01/30/21
	8	at Ole Miss 01/26/22
	8	vs Central Arkansas 12/12/20
LOWEST FT%	.471 (8-17)	vs Southern 12/09/20
	.500 (13-26)	vs Central Arkansas 12/01/21
	.533 (8-15)	vs Vanderbilt 01/15/20
	.545 (6-11)	at Mississippi State 01/22/20
	.563 (9-16)	vs Penn 11/28/21
FEWEST REBS	23	vs Missouri 02/22/20
	24	vs North Texas 11/12/19
	24	at LSU 01/08/20
	25	at Texas A&M 03/07/20
FEWEST OFF REB	2	vs Missouri 02/22/20
	3	at LSU 01/08/20
	3	at Georgia Tech 11/25/19
	4	at Ole Miss 01/26/22
	4	vs North Texas 11/12/19
FEWEST DEF REB	15	at Florida 02/18/20
	18	at Tennessee 02/11/20
	18	vs TCU 01/25/20
	19	vs Mississippi State 02/15/20
FEWEST ASSISTS	6	at Tennessee 02/11/20
	7	vs Kansas State 11/22/21
	7	vs Missouri 01/02/21
	7	at Alabama 02/01/20
	8	8x - last vs South Carolina 01/18/22
FEWEST STEALS	0	vs Texas Tech 03/21/21
	2	at Tennessee 01/06/21
	4	vs West Virginia 01/29/22
	4	at Western Kentucky 12/07/19
	4	vs Mississippi State 02/15/20
	4	vs LSU 03/04/20
FEWEST BLOCKS	1	vs Texas Tech 03/21/21
	1	vs Georgia 01/09/21
	1	vs Northern Kentucky 11/30/19
	1	vs South Carolina 01/29/20
	1	vs Mississippi State 02/15/20
	1	at Florida 02/18/20
FEWEST TO	5	vs Northern Iowa 11/17/21
	5	vs LSU 03/04/20
	6	vs Mississippi State 02/05/22
	6	at Kentucky 02/09/21
	6	at Georgia 02/29/20
FOULS	6	vs Mercer 11/09/21
	10	vs Southern 12/09/20
	12	vs Mississippi Valley 11/25/20
	14	6x: Last: at Ole Miss 01/26/22

## OPPONENT GAME LOWS (at Ark):

FEWEST PTS	43	vs Missouri 01/12/22
	43	vs Rice 11/05/19
	43	vs North Texas 11/12/19
	44	vs Southern 12/09/20
	45	vs Mississippi State 02/02/21
FEWEST FG	14	vs Missouri 01/12/22
	15	vs Mississippi State 02/02/21
	15	vs Lipscomb 12/05/20
	16	vs Rice 11/05/19
	17	vs North Texas 11/12/19
	18	2x - Last: vs Southern 12/09/20
FEWEST FGA	45	vs Texas A&M 01/04/20
	46	at Florida 02/18/20
	48	vs Vanderbilt 01/15/20
	48	vs Missouri 01/12/22
	49	vs Mississippi State 02/02/21

LOWEST FG%	.254 (15-59)	vs Lipscomb 12/05/20
	.286 (18-63)	vs Southern 12/09/20
	.286 (16-56)	vs Rice 11/05/19
	.292 (14-48)	vs Missouri 01/12/22
	.306 (15-49)	vs Mississippi State 02/20/21
FEWEST 3PT FG	1	vs Ole Miss 01/27/21
	1	vs Southern 12/09/20
	2	vs Missouri 01/12/22
	2	vs North Texas 11/28/20
	2	vs Rice 11/05/19
	2	vs North Texas 11/12/19
	2	vs Montana 11/16/19
	2	vs Texas Southern 11/19/19
	2	at Georgia Tech 11/25/19
FEWEST 3 FGA	7	vs Mississippi State 02/15/20
	11	vs Texas Southern 11/19/19
	12	vs Mississippi State 02/05/22
	12	vs South Dakota 11/22/19
	12	at Georgia Tech 11/25/19
LOWEST 3 PT%	.063 (1-16)	vs Ole Miss 01/27/21
	.077 (1-13)	vs Southern 12/09/20
	.080 (2-25)	vs Rice 11/05/19
	.118 (2-17)	vs North Texas 11/12/19
	.125 (2-16)	vs Missouri 01/12/22
	.125 (2-16)	vs Montana 11/16/19
FEWEST FT	3	vs Alabama 02/24/21
	3	vs Mississippi Valley 11/25/20
	5	vs Elon 12/21/21
	6	vs LSU 02/27/21
FEWEST FTA	3	vs Alabama 02/24/21
	6	vs Mississippi Valley 11/25/20
	9	vs Elon 12/21/21
	10	vs Texas A&M 03/06/21
	10	vs Southern 12/09/20
LOWEST FT%	.375 (3-8)	vs Alabama 02/24/21
	.467 (7-15)	vs Central Arkansas 12/01/21
	.471 (8-17)	vs Auburn 02/08/22
	.500 (12-24)	vs South Carolina 01/18/22
	.500 (6-12)	vs LSU 02/27/21
	.500 (9-18)	at Indiana 12/29/19
FEWEST REBS	21	vs Charlotte 12/01/21
	22	vs Mercer 11/09/21
	26	vs West Virginia 01/29/22
	27	vs Elon 12/21/21
	27	vs Rice 11/05/19
	28	vs Penn 11/28/21
	28	at Tennessee 01/06/21
	28	vs Abilene Christian 12/20/20
	28	vs Mississippi State 02/15/20
FEWEST OFF REBS	4	vs Charlotte 12/01/21
	4	vs Mercer 11/09/21
	4	vs Mississippi State 02/15/20
	4	vs Vanderbilt 01/15/20
	5	vs Oklahoma 12/11/21
	5	vs Central Arkansas 12/01/21
	5	vs Gardner-Webb 11/13/21
	5	vs Missouri 03/12/21
	5	vs South Carolina 01/29/20
	5	vs Northern Kentucky 11/30/19
FEWEST DEF REBS	17	vs Charlotte 12/01/21
	18	vs Mercer 11/09/21
	18	vs Baylor 03/29/21
	19	vs West Virginia 01/29/22
	19	vs Elon 12/21/21
FEWEST ASSISTS	5	vs Southern 12/09/20
	6	vs Florida 02/16/21
	6	at Ole Miss 01/11/20
	6	at Missouri 02/08/20
	7	4x - Last: vs Kansas State 11/22/21
FEWEST STEALS	0	vs Vanderbilt 01/15/20
	1	vs Cincinnati 11/23/21
	1	at Kentucky 02/09/21
	1	at LSU 01/08/20
	2	vs Mississippi State 02/05/22
	2	vs LSU 02/27/21
	2	at Georgia 02/29/20
FEWEST BLOCKS	0	vs Hofstra 12/18/21
	0	vs Georgia 01/09/21
	0	Southern 12/09/20
	0	vs North Texas 11/12/19
	0	vs Austin Peay 12/03/19
	1	13x - Last: vs Vanderbilt 01/04/21
FEWEST TO	5	at Tennessee 01/06/21
	7	vs Lipscomb 12/05/20
	8	vs LSU 02/27/21
	9	4x - Last: vs West Virginia 01/29/22
FEWEST FOULS	12	at Tennessee 01/06/21
	12	vs Central Arkansas 12/12/20
	14	at Georgia 02/02/22
	14	vs Penn 11/28/21
	14	vs Northern Iowa 11/17/21
	14	vs LSU 03/13/21
	14	at South Carolina 03/02/21
	14	at Oklahoma State 01/30/21



## IN HIS FIRST SIX YEARS AS A COLLEGIATE HEAD COACH

- » Led the NCAA in 3-pt FG Pct Defense (2020)
- » Led the NCAA in Free Throws Made (2016)
- » Ranked 1st (3x) or 2nd (3x) six times in the league in FT Made
- » Ranked 1st (4x) or 2nd (2x) six times in the league in FT Attempts
- » 6x - Ranked among NCAA top 25 in FT Made AND FT Attempts
- » 4x - Led the league in Scoring Margin (2017, '18, '19, '21)
- » 4x - Led the league in Fewest Turnovers (2017, '18, '19, '20)
- » 3x - Led the league in Overall W-L Percentage (2017, '18, '19)
- » 3x - Led the league in Assist-To-TO Ratio (2017, '18, '19)
- » 3x - In NCAA top 20 in 3PTFG% Defense (2017, '18, '20)

### OTHER TEAM HIGHLIGHTS

- » 2nd in the NCAA in Assist-To-TO Ratio (2018)
- » 2nd in the NCAA in Total Rebounds (2016)
- » 2nd in the NCAA in Free Throws Made (2021)
- » 3rd in the NCAA in Total Blocked Shots (2016)
- » 4th in the NCAA in Rebound Margin (2016)
- » 4th in the NCAA in Fewest TO Per Gm (2018)
- » 7th in the NCAA in Blocks Per Game (2016)
- » 9th in the NCAA in Scoring Margin (2019)
- » 9th in the NCAA in Turnover Margin (2020)
- » 10th in the NCAA in Total Assists (2018)

### PLAYER HIGHLIGHTS

- » 6 Players in the NBA over past three years
- » 4x - Player led his league in 3-PT FG Made AND 3-PT FG Attempts
- » 3x - Player led his league in points scored
- » 4 All-American Honors (Caleb Martin 2x, Mason Jones, Moses Moody)
- » 2 Conference Players of the Year
- » 2 Conference Freshman of the Year
- » 3 Conference Newcomers of the Year
- » 5 All-Defensive Team Honors
- » 3 Conference 6th Man Award
- » 1 Conference Defensive Player of the Year
- » 17 All-Conference Honors

## MUSSELMAN MILESTONE WINS

### OVERALL

1	11/13/15	vs Coastal Carolina (Honolulu, Hawaii)	73-56
100	01/24/19	Colorado State (Reno, Nev.)	100-60
150	03/02/21	at South Carolina (Columbia, S.C.)	101-73

### AT ARKANSAS

1	11/05/19	Rice (Fayetteville, Ark.)	91-43
50	11/23/21	vs Cincinnati (Kansas City, Mo.)	73-67

## MUSSELMAN PLAYERS OF NOTE

### CODY MARTIN

NEVADA

- Charlotte Hornets (Free Agent) • 2019-pres.
- 2x All-Mountain West (2018 and 2019)
- 2018 Mountain West Defensive Player of the Year

### CALEB MARTIN

NEVADA

- Hornets (2019 2nd Rd / 36th pick) • Heat 2021-pres.
- 2x First Team All-America (2018 and 2019)
- 2018 Mountain West Player & Newcomer of the Year

### JORDAN CAROLINE

NEVADA

- 3x First Team All-Mountain West (2018 and 2019)

### CAM OLIVER

NEVADA

- Rockets (2021 Free Agent) • South Bay Lakers 2021-pres.
- Led Australian NBL in rebounding in 2020; named All-NBA

### JALEN HARRIS

NEVADA

- Toronto Raptors (2nd Rd / 59th pick) • 2020

### ISAIAH JOE

ARKANSAS

- Philadelphia 76ers (2nd Rd • 49th pick) • 2020-pres

### MASON JONES

ARKANSAS

- Rockets & 76ers (2020 Free Agent) • South Bay Lakers 2021
- 2020 All-American
- 2020 SEC Player of the Year

### MOSES MOODY

ARKANSAS

- Golden State Warriors (1st Rd • 14th pick) • 2021
- 1st "one-and-done" in Arkansas history
- 2021 All-American
- 2021 SEC Freshman & Newcomer of the Year

### JD NOTAE

ARKANSAS

- 2021 Bleacher Report's National and SEC 6th Man of the Year

## MUSSELMAN RECORD • POINTS SCORED

<b>Scoring Below 50 Points:</b>	<b>0-0</b>
- At Arkansas	0-0
Home:	0-0
Away:	0-0
Neutral:	0-0
<b>Scoring 50-59 Points:</b>	<b>0-9</b>
- At Arkansas:	0-1
Home:	0-1
Away:	0-6
Neutral:	0-2
<b>Scoring 60-69 Points:</b>	<b>20-17</b>
- At Arkansas	12-6
Home:	11-4
Away:	5-9
Neutral:	4-4
<b>Scoring 70-79 Points:</b>	<b>58-22</b>
- At Arkansas	20-11
Home:	34-5
Away:	14-12
Neutral:	10-5
<b>Scoring 80-89 Points:</b>	<b>60-5</b>
- At Arkansas	18-3
Home:	36-0
Away:	15-3
Neutral:	9-2
<b>Scoring 90-99 Points:</b>	<b>25-1</b>
- At Arkansas	10-0
Home:	15-0
Away:	9-1
Neutral:	1-0
<b>Scoring 100 or More Points:</b>	<b>11-1</b>
- At Arkansas	3-0
Home:	7-0
Away:	3-1
Neutral:	1-0

## BEST WINNING PERCENTAGE among active NCAA Division I head coaches

(min 5 yrs • Division I wins)

([https://stats.NCAA.org/head\\_coaches](https://stats.NCAA.org/head_coaches) • Thru Feb. 9)

1	Mark Few, Gonzaga	.836	649-127	23rd yr
2	Chris Jans, New Mexico State	.771	135-40	6th yr
3	Bill Self, Kansas	.767	748-227	29th yr
4	Mike Krzyzewski, Duke	.765	1189-365	47th yr
5	John Calipari, Kentucky	.764	762-235	30th yr
6	<b>ERIC MUSSELMAN, ARKANSAS</b>	<b>.750</b>	<b>174-58</b>	<b>7th yr</b>
7	Brian Dutcher, San Diego St.	.748	110-37	5th yr
8	Tony Bennett, Virginia	.723	378-145	15th yr
9	Bruce Pearl, Auburn	.722	622-239	26th yr
10	Tom Izzo, Michigan State	.717	660-260	27th yr



## MUSSELMAN RECORD • POINTS ALLOWED

<b>Opponent Scores Below 50 Points:</b>	<b>8-0</b>
- At Arkansas	6-0
Home:	7-0
Away:	1-0
Neutral:	0-0
<b>Opponent Scores 50-59 Points:</b>	<b>30-1</b>
- At Arkansas	12-0
Home:	21-1
Away:	8-0
Neutral:	1-0
<b>Opponent Scores 60-69 Points:</b>	<b>68-6</b>
- At Arkansas	24-0
Home:	42-0
Away:	12-2
Neutral:	14-4
<b>Opponent Scores 70-79 Points:</b>	<b>48-20</b>
- At Arkansas	16-10
Home:	26-6
Away:	15-11
Neutral:	7-3
<b>Opponent Scores 80-89 Points:</b>	<b>18-20</b>
- At Arkansas	5-10
Home:	7-3
Away:	8-13
Neutral:	3-4
<b>Opponent Scores 90-99 Points:</b>	<b>2-6</b>
- At Arkansas	1-3
Home:	2-2
Away:	0-3
Neutral:	0-1
<b>Opponent Scores 100 or More Points:</b>	<b>1-2</b>
- At Arkansas	0-0
Home:	0-0
Away:	1-2
Neutral:	0-0



# STANLEY UMUDE

Pronounced: UH-Moo-day

Gr.Sr. | G | 6-6 | 210 | San Antonio, Texas | Warren HS | Univ. of South Dakota



@StanleyUmude\_

@stanleyumude

## GENERAL:

### • Made the Department's Honor Roll (3.0-3.49 GPA) for Fall 2021

• Member of the Southeastern Conference Men's and Women's Basketball Leadership Council.  
• Played four seasons at South Dakota ... Tabbed **first team All-Summit League twice** (2021 and 2019) and earned second team all-league honors in 2020 ... **Ranked ninth in the NCAA in scoring** (21.6) in 2020-21 ... Graduated from South Dakota in the spring of 2021 with a Bachelor of General Studies degree ... Scored 1,520 points in his career to rank 11th on the Coyotes' all-time list while pulling down 549 rebounds with 183 assists, 91 blocked shots (8th in USD history) and 55 steals.

• **Grabbed 600th career rebound vs Hofstra ... Recorded 100th career blocked shot at Miss State ... Handed out his 200th career assist vs Texas A&M ... 26 points shy of 1,800 for his career**

## 2021-22 HIGHLIGHTS:

- **UNI:** Just missed a double-double with 10 points and 9 rebounds (including 8 defensive).
- **Penn:** Had 19 points and seven rebounds in the win ... Made 7-of-10 FG / 2-of-3 3PT.
- **UCA:** Threatened another double-double with a game-high 19 points with eight rebounds, two steals and two blocked shots ... Was a bright spot with 14 first-half points, including nine over the final 8 minutes (Arkansas was down 2 then led by six at the half).
- **@ Miss State:** Tied then season-high with a team-best 19 points (7-of-12 FG and 2-of-4 3PT)
- **Vandy:** Pumped in 28 points, 11 FG made and 3 3's made ... Scored 18 first-half points including 16 of the team's first 21 points.
- **Mizzou:** Had a season-high three blocked shots (one off his career high) and added five rebounds, two assists and a steal
- **@ LSU:** Pulled down an SEC-best six rebounds ... Sealed the win with an offensive rebound and put-back with 22 seconds (it was his lone offensive board, getting Au'Diese Toney's tip off a missed JD Notae free throw).
- **South Carolina:** For the second straight game, had an SEC-best six rebounds ... Also had SEC bests in free throws made (4) and attempts (6)
- **Texas A&M:** Had his best overall game with 15 points, SEC-best seven rebounds, season-high three assists and tying a career high with three steals ... Did so while playing a career-high 43:41 ... Had a highlight reel dunk with 1.2 seconds left to put the Hogs up three (76-73).
- **West Virginia:** With JD Notae battling foul trouble, Umude carried the offense in the first half with nine points and five rebounds (two offensive) ... Finished with 12 points and eight boards (four offensive) and two blocked shots ... Only played 7:39 in the second half and, after the game, Coach Muss said, "I thought Stan was awesome. Quite frankly, it will gnaw on me that he didn't get more of an opportunity the last 11 minutes because he certainly deserved it." ... Teamed with Trey Wade to hold sharp-shooting Sean McNeil to just 3-of-11 shooting (1-of-6 from 3-point).
- **@ Georgia:** Led the Hogs to the win with a **season-high 31 points, a season-high four assists** and making a **career-high six 3-pointers made** ... Added two steals and two blocked shots ... Hit a layup with 3:26 left in the first half to give Arkansas a 1-point lead (44-43) — a lead the Hogs would not relinquish ... Also, up 4 (32-28) with 4 minutes left in the 1st half, Umude **scored 23 points** — including back-to-back 3's to end the run for a 23-point lead — **as part of a 41-14 run** that went to the 10-minute mark of the 2nd half ... [Hear Muss talk about the back-to-back 3's.](#)

## DOUBLE-DOUBLES (13)

**SOPHOMORE @ South Dakota (3)**  
12/29/18 • at North Dakota State 17 pts 11 reb  
02/07/19 • OMAHA 24 pts 10 reb  
02/20/19 • DENVER 18 pts 10 reb

**JUNIOR @ South Dakota (5)**  
11/30/19 • at Northern Arizona ^ 18 pts 14 reb  
12/02/19 • at Washington ^ 17 pts 13 reb  
12/06/19 • MOUNT MARTY ^ 19 pts 14 reb  
01/19/20 • at South Dakota State 11 pts 10 reb  
01/30/20 • at Denver 23 pts 13 reb

**SENIOR @ South Dakota (5)**  
12/01/20 • at Nebraska 25 pts 12 reb  
12/12/20 • vs South Dakota State 41 pts 11 reb  
01/03/21 • DENVER 27 pts 11 reb  
01/23/21 • at Western Illinois 14 pts 11 reb  
02/13/21 • at North Dakota 26 pts 13 reb

^ - Consecutive games

• **Led his team/ARK in Pts:** ..... 44 / 4  
• **Led his team/ARK in Reb:** ..... 37 / 1  
• **Led his team/ARK Assists:** ..... 8 / 0  
• **Led his tm/ARK in PTS+REB Same Gm ...** 13 / 0  
• **Led his tm/ARK in P+R+A Same Gm ...** 4 / 0  
• **CAREER: Double-figure Pts:** ..... 82 / 11  
**Double-figure Rebs:** ..... 14 / 0  
**20-pt gms:** ..... 33 / 2  
**30-pt gms - 40-pt gms:** ..... 6 - 1  
**Gms with a 3PT FG:** ..... 73 / 13  
**Gms with 3+ PT FG:** ..... 11 / 2  
**Gms with 3+ Assists:** ..... 33 / 3  
**Gms with 5+ Rebs:** ..... 69 / 8



## PERSONAL BESTS

### POINTS

Season: 31 at Georgia (02/02/22)  
Career: 41 vs South Dakota State (12/12/20)  
SEC: 31 at Georgia (02/02/22)

### FG MADE

Season: 12 at Georgia (02/02/22)  
Career: 17 vs South Dakota State (12/12/20)  
SEC: 12 at Georgia (02/02/22)

### FG ATTEMPTED

Season: 20 (2x) last at Georgia (02/02/22)  
Career: 26 vs South Dakota State (12/12/20)  
SEC: 20 (2x) last at Georgia (02/02/22)

### 3-PT FG MADE

Season: 6 at Georgia (02/02/22)  
Career: 6 at Georgia (02/02/22)  
SEC: 6 at Georgia (02/02/22)

### 3-PT FG ATT

Season: 8 at Georgia (02/02/22)  
Career: 9 vs North Dakota (12/10/20)  
SEC: 8 at Georgia (02/02/22)

### FT MADE

Season: 5 vs Little Rock (12/04/21)  
Career: 14 at Oral Roberts (02/15/20)  
SEC: 4 (2x) last vs Texas A&M (01/22/22)

### FT ATTEMPTED

Season: 6 (2x) last vs Little Rock (12/04/21)  
Career: 20 at Oral Roberts (02/15/20)  
SEC: 6 vs South Carolina (01/18/22)

### REBOUNDS

Season: 9 vs UNI (11/17/21)  
Career: 14 (2x) last vs Mt. Marty (12/06/19)  
SEC: 7 vs Texas A&M (01/22/22)

### ASSISTS

Season: 4 at Georgia (02/02/22)  
Career: 7 North Dakota State (02/19/20)  
SEC: 4 at Georgia (02/02/22)

### STEALS

Season: 3 vs Texas A&M (01/22/22)  
Career: 3 (6x) last vs Texas A&M (02/13/21)  
SEC: 3 vs Texas A&M (01/22/22)

### BLOCKED SHOTS

Season: 3 vs Missouri (01/12/22)  
Career: 4 (2x) last vs Denver (02/20/19)  
SEC: 3 vs Missouri (01/12/22)

### MINUTES

Season: 43:41 vs Texas A&M (01/22/22)  
Career: 43:41 vs Texas A&M (01/22/22)  
SEC: 43:41 vs Texas A&M (01/22/22)

## STANLEY UMUDE'S 2021-22 GAME STATS

Opponent	Date	GS	Min	FG	FGA	Pct	3FG	3A	Pct	FT	FTA	Pct	O	D	Tot	Avg	PF	FO	A	TO	Blk	Stl	Pts	Avg	
MERCER	11/09/21	*	17	3	7	.429	0	1	.000	0	0	.000	1	2	3	3.0	0	0	1	1	0	0	6	6.0	
GARDNER-WEBB	11/13/21		27	4	7	.571	1	1	1.000	0	0	.000	1	3	4	3.5	2	0	3	2	0	0	9	7.5	
NORTHERN IOWA	11/17/21		29	4	10	.400	1	2	.500	1	2	.500	1	8	9	5.3	2	0	1	1	1	1	10	8.3	
vs Kansas State	11/22/21		21	5	9	.556	0	2	.000	0	0	.000	1	3	4	5.0	3	0	0	2	1	2	10	8.8	
vs Cincinnati	11/23/21		8	2	5	.400	0	1	.000	0	0	.000	0	1	1	4.2	0	0	0	1	0	1	4	7.8	
PENN	11/28/21		34	7	10	.700	2	3	.667	3	5	.600	0	7	7	4.7	2	0	0	2	1	1	19	9.7	
CENTRAL ARKANSAS	12/01/21		24	7	15	.467	1	3	.333	2	6	.333	5	3	8	5.1	2	0	1	3	2	2	17	10.7	
LITTLE ROCK	12/04/21		19	2	5	.400	0	1	.000	5	6	.833	2	1	3	4.9	2	0	1	2	0	1	9	10.5	
CHARLOTTE	12/07/21		10	0	6	.000	0	1	.000	0	0	.000	2	1	3	4.7	2	0	0	0	0	0	0	9.3	
vs Oklahoma	12/11/21		26	3	7	.429	0	3	.000	2	2	1.000	3	1	4	4.6	4	0	0	3	0	1	8	9.2	
vs Hofstra	12/18/21	*	29	3	9	.333	0	4	.000	0	0	.000	0	5	5	4.6	0	0	3	2	2	0	6	8.9	
ELON	12/21/21		5	1	1	1.000	0	0	.000	0	0	.000	0	0	0	4.3	2	0	1	2	1	0	2	8.3	
at Mississippi State	12/29/21		26	7	12	.583	2	4	.500	3	4	.750	1	2	3	4.2	3	0	0	1	1	2	19	9.2	
VANDERBILT	01/04/22	*	34	11	20	.550	3	7	.429	3	4	.750	2	1	3	4.1	4	0	0	4	0	2	28	10.5	
at Texas A&M	01/08/22	*	23	4	8	.500	1	3	.333	1	2	.500	1	2	3	4.0	5	1	1	1	1	0	10	10.5	
MISSOURI	01/12/22		22	2	6	.333	1	3	.333	0	0	.000	1	4	5	4.1	3	0	2	1	3	1	5	10.1	
at LSU	01/15/22	*	24	2	4	.500	1	2	.500	3	4	.750	1	5	6	4.2	2	0	0	3	0	0	8	10.0	
SOUTH CAROLINA	01/18/22	*	30	4	8	.500	0	2	.000	4	6	.667	1	5	6	4.3	3	0	0	1	2	2	12	10.1	
TEXAS A&M	01/22/22	*	44	5	14	.357	1	5	.200	4	4	1.000	1	6	7	4.4	2	0	3	0	1	3	15	10.4	
at Ole Miss	01/26/22	*	19	0	4	.000	0	1	.000	0	0	.000	0	2	2	4.3	2	0	0	0	0	2	0	9.9	
WEST VIRGINIA	01/29/22	*	24	4	9	.444	1	3	.333	3	3	1.000	4	4	8	4.5	2	0	1	3	2	0	12	10.0	
at Georgia	02/02/22	*	37	12	20	.600	6	8	.750	1	2	.500	0	4	4	4.5	1	0	4	2	2	2	31	10.9	
MISSISSIPPI STATE	02/05/22	*	19	2	8	.250	0	2	.000	1	1	1.000	1	2	3	4.4	1	0	0	1	0	0	5	10.7	
AUBURN	02/08/22	*	39	3	9	.333	2	7	.286	1	2	.500	1	3	4	4.4	2	0	2	2	0	1	9	10.6	
Totals			12	590	97	213	.455	23	69	.333	37	53	.698	30	75	105	4.4	51	1	24	40	20	24	254	10.6

## STANLEY UMUDE CAREER STATISTICS

Year	GP	GS	Min	Avg	FG	FGA	Pct	3FG	3FGA	Pct	FT	FTA	Pct	Off	Def	Tot	Avg	PF	FO	Ast	TO	Blk	Stl	Pts	Avg
2017-18 (USD)	14	0	47	3.4	4	14	.286	0	3	.000	7	10	.700	0	7	7	0.5	3	0	2	6	2	1	15	1.1
2018-19 (USD)	30	18	797	28.6	156	318	.491	26	74	.351	94	134	.701	32	133	165	5.5	89	2	41	51	37	22	432	14.4
2019-20 (USD)	32	32	977	30.5	190	414	.459	36	108	.333	117	157	.745	22	179	201	6.3	76	1	66	64	43	21	533	16.7
2020-21 (USD)	25	25	807	32.3	193	410	.471	39	110	.355	115	144	.797	14	162	176	7.0	53	0	74	63	9	11	540	21.6
2021-22 (ARK)	24	12	590	24.6	97	213	.455	23	69	.333	37	53	.698	30	75	105	4.4	51	1	24	40	20	24	254	10.6
TOTAL	125	87	3218	25.7	640	1369	.467	124	364	.341	370	498	.743	98	556	654	5.2	272	4	207	224	111	79	1774	14.2



# 1 JD NOTAE

Pronounced: No-Tay

\*Sr. | G | 6-2 | 190 | Covington, Ga. | Newton HS | Jacksonville Univ.

## GENERAL

2nd team All-ASUN in 2019 and ASUN Freshman of the Year in 2018 ... Named the 2021 BLEACHER REPORT NATIONAL SIXTH MAN OF THE YEAR and the 2021 SEC COACHES SIXTH MAN OF THE YEAR.

• **Preseason 1st team All-SEC** (coaches) ... Received votes for preseason SEC Player of the Year (media) but was not on the media preseason team

## 2021-22 HIGHLIGHTS:

- **Mercer:** Scored a game-high 30 with a career-high seven steals ... 6 steals came in the 2nd half to spur the come-from-behind win ... His seven steals ties for 8th on the school's single-game list ... Just the 6th Razorback to score at least 30 in a season opener.
- **UNI:** Just missed his second career triple-double with 17 pts • 9 assists • 8 rebounds ... Only committed one turnover ... Led the team in assists, was second on the team in points and rebounds.
- **HOF Classic:** Struggled shooting, but still scored double-digits in both games ... However, had five assists and three steals vs K-State and added two steals vs Cincy, including one with 1:40 left that set-up the Hogs' game-winning run.
- **Penn:** Scored a game-high 28 and tied for team lead with nine rebounds ... Added five assists (four in the second half) ... Scored 14 of Arkansas' final 18 points, including 10 straight for the Hogs from 5:28 to 27 seconds left.
- **UCA:** Only scored 10 points, but led the team with six assists and added three steals.
- **LR:** Tied for team lead in points with 18 ... Scored 16 of those in the second half ... Leading by 9 with seven minutes to play, scored nine straight for the Hogs, with two steals.
- **Hofstra:** Came off the bench for the first time and scored a team-best 20 points, making 4-of-9 3-pointers ... Added six rebounds.
- **ELON:** Tied for the team lead with seven rebounds.
- **Vandy:** Scored 16 points and **led the team, while tying SEC career highs, with five assists and five steals ... Had a career-high and team season-best 13 defensive ball touches (7 deflections, 5 steals, 1 blocked shot)**
- **@ A&M:** Led the team and had an **SEC career-best with 31 points** (also his best as Hog)... Scored 12 points to start game as Arkansas raced out to a 20-9 lead ... Scored seven in a 13-3 run to cut Arkansas deficit from 11 to 1 with 1:08 to play ... Scored 17 in the first half and 14 in the second half with two of his three assists and both steals.
- **Mizzou:** Scored 9 of Arkansas' first 18 points as the Hogs led 18-3 early ... Finished with a game-high 19 points.
- **@ LSU:** Had a game-high 19 points, including a 3-pointer to cap a 10-0 Arkansas run ... Two of his 19 came while shooting free throws for an injured Davonte Davis late in the first half ... Only played 27 minutes due to foul trouble ... Also led the team in assists ... Team was +18 in his 27 minutes played — the only Hog in double-digits for Plus-Minus.
- **South Carolina:** Led the team in assists (5) and tied then career high in blocked shots (3) ... Added 17 points (making 7-of-8 FT) and an **SEC career-best seven rebounds** ... Had a team-best +31 (+24 in the second half) ... Only played 9:24 in the first half due to foul trouble ... Played all 20 minutes of the 2nd half with 14 pts, 5 rebs, 4 assists and 3 BLKS.
- **Texas A&M:** Led the team in both points (17) and assists (4) while adding six rebounds and three steals.
- **@ Ole Miss:** For the third straight game, led the team in both points (25) and assists (5).
- **West Virginia:** Only played the first 3:26 of the first half before picking up two fouls and sitting the bench the rest of the half ... However, scored five points (a 3-pointer to start the game and a layup) with an assist ... Finished with 15 points.
- **@ Georgia:** Scored 23 points and posted **SEC career-bests with nine rebounds and six assists** ... Helped Arkansas out-score UGA 46-26 in the second half with 11 points, five rebounds and four assists.
- **Auburn:** Led Arkansas to just the program's 2nd win over AP #1 team with a game-high 28 points ... Had **career highs in FT made (11), FT attempts (14), blocked shots (4) and minutes played (41:24)** ... Had 9 early points as Arkansas jumped out to a 27-15 lead ... Made back-to-back defensive stops, blocking a shot and getting a steal ... The steal led two FT to tie the game with 54 seconds left ... Sealed the win with a FT with 12 seconds left.

Total Steals	55	1st SEC	6th NCAA
Total FG Att	376	1st SEC	11th NCAA
Total FG Made	159	1st SEC	29th NCAA
Points/Gm	19.1	1st SEC	41st NCAA
Steals/Gm	2.39	2nd SEC	11th NCAA
Minutes/Gm	33:31	2nd SEC	151st NCAA
3PT FG ATT	167	3rd SEC	43rd NCAA
3PT FG/Gm	2.22	4th SEC	183rd NCAA
FG%	.423	8th SEC	254th NCAA
Assists/Gm	3.5	13th SEC	223rd NCAA
Assist-TO Ratio	1.35	12th SEC	292nd NCAA
FT%	.747	15th SEC	281st NCAA
FT ATT	95	15th SEC	170th NCAA
FT Made	71	16th SEC	176th NCAA

## TRIPLE-DOUBLES (1)

SOPHOMORE @ Jacksonville Pts-Reb-Assst  
01/09/19 • at Kennesaw State 15-10-10

## DOUBLE-DOUBLES (6)

FRESHMAN @ Jacksonville (2)  
11/26/17 • Gardner-Webb 17 pts 10 reb  
12/09/17 • Florida National 14 pts 10 reb

SOPHOMORE @ Jacksonville (3)  
01/05/19 • Lipscomb ^ 12 pts 13 reb  
01/09/19 • at Kennesaw State ^ \* 15 pts 10 reb  
01/30/19 • Stetson 16 pts 14 reb

SENIOR at ARKANSAS (1)  
12/11/21 • Charlotte 23 pts 10 reb

^ - back-to-back games \* - part of a triple double

- Led his team/ARK in Pts: ..... 50 / 19
- Led his team/ARK in Rebs: ..... 20 / 4
- Led his team/ARK in Assists: ..... 33 / 14
- CAREER: Double-figure Pts: ..... 88 / 41
- 20-pt gms: ..... 28 / 13
- 30-pt gms - 40-pt gms: ..... 4 - 1
- Gms with a 3PT FG: ..... 92 / 45
- Gms with 3+ 3PT FG: ..... 34 / 16
- Gms with 3+ Steals: ..... 35 / 15
- Gms with 3+ Assists: ..... 52 / 22
- Gms with 5+ Rebs: ..... 55 / 19

@jdnotae

@dimebagnotae

\* - Will be granted an extra year of eligibility due to COVID-19 in 2020-21



## PERSONAL BESTS

### POINTS

Season: 31 at Texas A&M (01/08/22)  
Career: 40 vs Florida Memorial (11/21/18)  
SEC: 31 at Texas A&M (01/08/22)

### FG MADE

Season: 13 vs Penn (11/28/21)  
Career: 16 vs Florida Memorial (11/21/18)  
SEC: 11 at Texas A&M (01/08/22)

### FG ATTEMPTED

Season: 26 vs Mercer (11/09/21)  
Career: 26 vs Mercer (11/09/21)  
SEC: 23 (2x) last at Ole Miss (01/26/22)

### 3-POINT FG MADE

Season: 5 (2x) last at Texas A&M (01/08/22)  
Career: 5 (7x) last vs Mercer (11/09/21)  
SEC: 5 (4x) last at Texas A&M (01/08/22)

### 3-PT FG ATTEMPTS

Season: 14 vs Mercer (11/09/21)  
Career: 14 (2x) last vs Mercer (11/09/21)  
SEC: 10 (2x) last at Ole Miss (01/26/22)

### FT MADE

Season: 11 vs Auburn (02/08/22)  
Career: 11 vs Auburn (02/08/22)  
SEC: 11 vs Auburn (02/08/22)

### FT ATTEMPTED

Season: 14 vs Auburn (02/08/22)  
Career: 14 vs Auburn (02/08/22)  
SEC: 14 vs Auburn (02/08/22)

### REBOUNDS

Season: 10 vs Charlotte (12/07/21)  
Career: 14 vs Stetson (01/30/19)  
SEC: 9 at Georgia (02/02/22)

### ASSISTS

Season: 8 vs UNI (11/17/21)  
Career: 10 at Kennesaw State (01/09/19)  
SEC: 6 at Georgia (02/02/22)

### STEALS

Season: 7 vs Mercer (11/09/21)  
Career: 7 last vs Mercer (11/09/21)  
SEC: 5 (2x) last vs Vanderbilt (01/04/22)

### BLOCKED SHOTS

Season: 4 vs Auburn (02/08/22)  
Career: 4 vs Auburn (02/08/22)  
SEC: 4 vs Auburn (02/08/22)

### MINUTES

Season: 41:24 vs Auburn (02/08/22)  
Career: 46 vs Gardner-Webb (11/26/17)  
SEC: 41:24 vs Auburn (02/08/22)

## JD NOTAE'S 2021-22 GAME STATS

Opponent	Date	GS	Min	FG	FGA	Pct	3FG	3A	Pct	FT	FTA	Pct	O	D	Tot	Avg	PF	FO	A	TO	Blk	Stl	Pts	Avg	
MERCER	11/09/21	*	39	11	26	.423	5	14	.357	3	4	.750	0	2	2	2.0	1	0	2	2	0	7	30	30.0	
GARDNER-WEBB	11/13/21	*	26	7	13	.538	4	7	.571	0	0	.000	0	1	1	1.5	1	0	0	0	0	2	18	24.0	
NORTHERN IOWA	11/17/21	*	39	7	14	.500	1	7	.143	2	2	1.000	1	7	8	3.7	1	0	9	1	0	2	17	21.7	
vs Kansas State	11/22/21	*	38	4	17	.235	2	10	.200	1	2	.500	0	4	4	3.8	4	0	5	5	0	3	11	19.0	
vs Cincinnati	11/23/21	*	39	4	17	.235	2	7	.286	3	4	.750	1	3	4	3.8	2	0	1	2	1	2	13	17.8	
PENN	11/28/21	*	36	13	24	.542	0	6	.000	2	4	.500	0	9	9	4.7	3	0	5	3	1	2	28	19.5	
CENTRAL ARKANSAS	12/01/21	*	26	4	10	.400	1	4	.250	1	2	.500	0	4	4	4.6	2	0	6	3	0	3	10	18.1	
LITTLE ROCK	12/04/21	*	29	7	13	.538	2	6	.333	2	2	1.000	1	0	1	4.1	0	0	2	3	0	2	18	18.1	
CHARLOTTE	12/07/21	*	37	9	18	.500	1	6	.167	4	5	.800	0	10	10	4.8	1	0	1	2	0	4	23	18.7	
vs Oklahoma	12/11/21	*	39	3	14	.214	2	7	.286	5	5	1.000	0	3	3	4.6	4	0	3	1	1	2	13	18.1	
vs Hofstra	12/18/21	*	33	8	16	.500	4	9	.444	0	0	.000	0	6	6	4.7	5	1	2	6	0	2	20	18.3	
ELON	12/21/21	*	32	5	13	.385	3	9	.333	2	2	1.000	2	5	7	4.9	4	0	2	1	1	1	15	18.0	
at Mississippi State	12/29/21	DNP-Illness																							
VANDERBILT	01/04/22	*	37	6	17	.353	1	7	.143	3	6	.500	0	2	2	4.7	3	0	5	2	1	5	16	17.8	
at Texas A&M	01/08/22	*	38	11	23	.478	5	8	.625	4	7	.571	2	3	5	4.7	2	0	3	5	0	2	31	18.8	
MISSOURI	01/12/22	*	27	6	14	.429	2	7	.286	5	6	.833	1	1	2	4.5	2	0	2	0	0	1	19	18.8	
at LSU	01/15/22	*	27	7	13	.538	2	6	.333	3	4	.750	1	2	3	4.4	4	0	4	3	0	1	19	18.8	
SOUTH CAROLINA	01/18/22	*	30	5	12	.417	0	3	.000	7	8	.875	1	6	7	4.6	4	0	5	4	3	1	17	18.7	
TEXAS A&M	01/22/22	*	31	6	21	.286	2	10	.200	3	3	1.000	1	5	6	4.7	5	1	4	5	1	3	17	18.6	
at Ole Miss	01/26/22	*	37	10	23	.435	4	10	.400	1	2	.500	0	3	3	4.6	2	0	5	5	0	1	25	18.9	
WEST VIRGINIA	01/29/22	*	23	6	8	.750	1	2	.500	2	2	1.000	0	0	0	4.4	3	0	2	0	0	1	15	18.8	
at Georgia	02/02/22	*	32	9	14	.643	4	7	.571	1	2	.500	0	9	9	4.6	3	0	6	5	1	3	23	19.0	
MISSISSIPPI STATE	02/05/22	*	38	4	16	.250	0	6	.000	6	9	.667	0	6	6	4.6	1	0	4	1	1	2	14	18.7	
AUBURN	02/08/22	*	41	7	20	.350	3	9	.333	11	14	.786	2	3	5	4.7	2	0	3	1	4	3	28	19.1	
Totals			22	774	159	376	.423	51	167	.305	71	95	.747	13	94	107	4.7	59	2	81	60	15	55	440	19.1

## JD NOTAE CAREER STATISTICS

Year	GP	GS	Min	Avg	FG	FGA	Pct	3FG	3FGA	Pct	FT	FTA	Pct	Off	Def	Tot	Avg	PF	FO	Ast	TO	Blk	Stl	Pts	Avg
2017-18 (JAX)	28	28	879	31.4	159	388	.410	49	121	.405	65	93	.699	28	103	131	4.7	60	2	54	72	14	49	432	15.4
2018-19 (JAX)	32	23	932	29.1	177	415	.427	62	194	.320	81	111	.730	29	168	197	6.2	76	4	109	106	14	52	497	15.5
2020-21 (ARK)	32	1	719	22.5	131	343	.382	56	167	.335	92	121	.760	16	84	100	3.1	47	2	61	66	11	46	410	12.8
2021-22 (ARK)	23	22	774	33.7	159	376	.423	51	167	.305	71	95	.747	13	94	107	4.7	59	2	81	60	15	55	440	19.1
TOTAL	115	74	3304	28.7	626	1522	.411	218	649	.336	309	420	.736	86	449	535	4.7	242	10	305	304	54	202	1779	15.5

2

## KHALEN "KK" ROBINSON

Pronounced: Kay-Lin

\*So. | G | 6-0 | 180 | Little Rock, Ark. | Oak Hill (Va.) Academy

## GENERAL:

- Named the SEC First-Year Academic Honor Roll ... Made the Department's Honor Roll (3.0-3.49 GPA) for Fall 2020 and Spring 2021 ... Was ranked 39th-best HS prospect by 247Sports.com after his senior season -- which was one spot higher than Moses Moody in the publication.

## 2021-22 HIGHLIGHTS:

- Mercer: Started the season opener.
- GWU: Handed out a season-high three assists.
- UCA: Scored a season-high six points.
- Hofstra: Started and had four assists with zero turnovers while making a 3-pointer.
- Mizzou: Had a career-high two steals in 4:04 played

• Led his team in Pts: .....  
 • Led his team in Rebs: .....  
 • Led his team in Assists: .....1  
 • CAREER: Double-figure Pts: .....1  
 20-pt gms: .....  
 Gms with a 3PT FG: .....9  
 Gms with 3+ 3PT FG: .....1  
 Gms with 3+ Steals: .....  
 Gms with 3+ Assists: .....4

@onekrob2

@khal2n

\* - Will be granted an extra year of eligibility due to COVID-19 in 2020-21



## PERSONAL BESTS

## POINTS

Season: 6 vs Central Arkansas (12/01/21)

Career: 15 vs Miss Valley State (11/25/20)

SEC: --

## FG MADE

Season: 2 vs Central Arkansas (12/01/21)

Career: 5 vs Miss Valley State (11/25/20)

SEC: --

## FG ATTEMPTED

Season: 6 vs Central Arkansas (12/01/21)

Career: 8 vs Miss Valley State (11/25/20)

SEC: 3 at Mississippi State (12/29/21)

## 3-POINT FG MADE

Season: 1 (4x) last vs Elon (12/21/21)

Career: 3 vs Miss Valley State (11/25/20)

SEC: --

## 3-PT FG ATTEMPTS

Season: 3 vs Central Arkansas (12/01/21)

Career: 5 vs Miss Valley State (11/25/20)

SEC: 3 at Mississippi State (12/29/21)

## FT MADE

Season: 1 vs Central Arkansas (12/01/21)

Career: 2 (2x) last vs North Texas (11/28/20)

SEC: --

## FT ATTEMPTED

Season: 2 vs Central Arkansas (12/01/21)

Career: 2 (4x) last vs UCA (12/01/20)

SEC: 1 vs Missouri (01/12/22)

## REBOUNDS

Season: 2 (2x) last vs Central Arkansas (12/01/21)

Career: 3 vs Miss Valley State (11/25/20)

SEC: 2 at Tennessee (01/06/21)

## ASSISTS

Season: 4 vs Hofstra (12/18/21)

Career: 4 (2x) last vs Hofstra (12/18/21)

SEC: 1 (2x) last at Mississippi State (12/29/21)

## STEALS

Season: 2 vs Missouri (01/12/22)

Career: 2 vs Missouri (01/12/22)

SEC: 2 vs Missouri (01/12/22)

## BLOCKED SHOTS

Season: --

Career: 1 vs Oral Roberts (12/20/20)

SEC: --

## MINUTES

Season: 11:01 vs Elon (12/21/21)

Career: 20:36 vs Miss Valley State (11/25/20)

SEC: 10:51 at Mississippi State (12/29/21)

## KHALEN ROBINSON'S 2021-22 GAME STATS

Opponent	Date	GS	Min	FG	FGA	Pct	3FG	3A	Pct	FT	FTA	Pct	O	D	Tot	Avg	PF	FO	A	TO	Blk	Stl	Pts	Avg	
MERCER	11/09/21	*	9	0	2	.000	0	2	.000	0	0	.000	0	2	2	2.0	1	0	0	0	0	0	0	0.0	
GARDNER-WEBB	11/13/21		10	1	3	.333	1	2	.500	0	0	.000	0	0	0	1.0	2	0	3	1	0	1	3	1.5	
NORTHERN IOWA	11/17/21	DNP																							
vs Kansas State	11/22/21		2	0	0	.000	0	0	.000	0	0	.000	0	0	0	0.7	1	0	0	0	0	0	0	1.0	
vs Cincinnati	11/23/21	DNP																							
PENN	11/28/21		7	0	1	.000	0	0	.000	0	0	.000	0	0	0	0.5	2	0	0	0	0	0	0	0.8	
CENTRAL ARKANSAS	12/01/21		9	2	6	.333	1	3	.333	1	2	.500	1	1	2	0.8	2	0	1	1	0	1	6	1.8	
LITTLE ROCK	12/04/21		3	0	0	.000	0	0	.000	0	0	.000	0	0	0	0.7	1	0	0	0	0	0	0	1.5	
CHARLOTTE	12/07/21		1	1	1	1.000	1	1	1.000	0	0	.000	0	0	0	0.6	0	0	0	0	0	0	3	1.7	
vs Oklahoma	12/11/21		0	0	0	.000	0	0	.000	0	0	.000	0	0	0	0.5	0	0	0	0	0	0	0	1.5	
vs Hofstra	12/18/21	*	3	1	3	.333	1	3	.333	0	0	.000	0	0	0	0.4	2	0	4	0	0	0	3	1.7	
ELON	12/21/21		11	1	3	.333	1	2	.500	0	0	.000	0	0	0	0.4	3	0	1	2	0	1	3	1.8	
at Mississippi State	12/29/21		11	0	3	.000	0	3	.000	0	0	.000	1	0	1	0.5	2	0	1	1	0	0	0	1.6	
VANDERBILT	01/04/22	DNP																							
at Texas A&M	01/08/22		1	0	0	.000	0	0	.000	0	0	.000	0	0	0	0.4	1	0	0	0	0	0	0	1.5	
MISSOURI	01/12/22		4	0	0	.000	0	0	.000	0	1	.000	0	0	0	0.4	1	0	1	1	0	2	0	1.4	
at LSU	01/15/22		1	0	0	.000	0	0	.000	0	0	.000	0	0	0	0.4	0	0	0	1	0	0	0	1.3	
SOUTH CAROLINA	01/18/22	DNP																							
TEXAS A&M	01/22/22	DNP																							
at Ole Miss	01/26/22	DNP																							
WEST VIRGINIA	01/29/22	DNP																							
at Georgia	02/02/22		4	1	2	.500	1	1	1.000	0	0	.000	0	1	1	0.4	0	0	0	1	0	0	3	1.4	
MISSISSIPPI STATE	02/05/22	DNP																							
AUBURN	02/08/22	DNP																							
Totals			2	76	7	24	.292	6	17	.353	1	3	.333	2	4	6	0.4	18	0	11	8	0	5	21	1.4

## KHALEN ROBINSON CAREER STATISTICS

Year	GP	GS	Min	Avg	FG	FGA	Pct	3FG	3FGA	Pct	FT	FTA	Pct	Off	Def	Tot	Avg	PF	FO	Ass	TO	Blk	Stl	Pts	Avg
2020-21	11	0	92	8.4	9	21	.429	5	12	.417	6	8	.750	0	10	10	0.9	16	1	11	6	1	3	29	2.6
2021-22	15	2	76	5.1	7	24	.292	6	17	.353	1	3	.333	2	4	6	0.4	18	0	11	8	0	5	21	1.4
TOTAL	26	2	168	6.5	16	45	.356	11	29	.379	7	11	.636	2	14	16	0.6	34	1	22	14	1	8	50	1.9



3

## TREY WADE

Gr.Sr. | G | 6-6 | 220 | Marietta, Ga. | South Cobb HS | Wichita State Univ.



@treywade35



@thetreywade5

## GENERAL:

• Was a two-year starter at Wichita State ... Played his freshman season-each at UTEP and his sophomore year South Plains (Texas) Junior College ... Appeared in 52 games with 47 starts in two seasons for the Shockers and helped team to 2021 NCAA Tournament berth ... Graduated from Wichita State in the spring of 2021 with a degree in general studies (sociology) ... He is pursuing his Master's in adult and lifelong learning at Arkansas.

• Scored his 600th career point at Ole Miss

• Scored a total of 28 points in 1st 15 games (1.9 ppg)

• Scored a total of 55 points in the last 8 games (6.9 ppg) — including 17 points vs Mizzou and 12 at Ole Miss.

• IN 10 SEC GAMES: 7-of-12 (58.3%) from 3-PT

## 2021-22 HIGHLIGHTS:

- **GWU:** Had a season-highs with three assists and five points.
- **UCA:** In just 8 minutes, scored four points and grabbed four rebounds with a steal.
- **Elon:** Earned his first start as a Razorback ... Produced season-high in blocked shots (3) and rebounds (5).
- **Mizzou:** Had his best game as a Razorback ... Scored a **season-high 17 points** (7-10 FG; 1-1 3PT) and **tied a career-high with three steals** ... Also tied season-highs in assists (3) and steals (3) while tying his season highs in rebounds (5) and added two blocked shots ... Had a 12 defensive ball touches with seven deflections, three blocked shots and two steals — the second-best, single-game total by a Razorback this season.
- **Texas A&M:** Drained both 3-pointers he attempted ... Even though his overall stat line was not great, Coach Musselman praised him postgame for his outstanding defense both individually and for the team.
- **@ Ole Miss:** Played a **career-high 39:40** and **did not commit a turnover** ... Was 5-of-5 from the field (2-of-2 FG) while tying season highs with **five rebounds and four assists**.
- **West Virginia:** Teamed with Stanley Umuide to hold sharp-shooting Sean McNeil to just 3-of-11 shooting (1-of-6 from 3-point).

## DOUBLE-DOUBLES (3)

<b>FRESHMAN @ UTEP</b>	(1)
03/07/18 • vs UTSA	10 pts 10 reb
<b>JUNIOR @ Wichita State</b>	(2)
11/05/19 • OMAHA	19 pts 11 reb
12/14/19 • OKLAHOMA	11 pts 15 reb

• Led his team/ARK in Pts: .....	9 / 0
• Led his team/ARK in Reb: .....	17 / 0
• Led his team/ARK Assists: .....	3 / 0
• Led his team/ARK in PT+REB same gm: .....	3 / 0
• CAREER: Double-figure Pts: .....	23 / 2
Double-figure Rebs: .....	4 / 0
20-pt gms: .....	3 / 0
Gms with a 3PT FG: .....	48 / 6
Gms with 3+ Steals: .....	4 / 1
Gms with 3+ Assists: .....	14 / 3
Gms with 5+ Rebs: .....	52 / 4



## PERSONAL BESTS

## POINTS

Season: 17	vs Missouri (01/12/22)
Career: 23	at Tulane (03/03/21)
SEC: 17	vs Missouri (01/12/22)

## FG MADE

Season: 7	vs Missouri (01/12/22)
Career: 9	at Tulane (03/03/21)
SEC: 7	vs Missouri (01/12/22)

## FG ATTEMPTED

Season: 10	vs Missouri (01/12/22)
Career: 15	at UAB (01/25/18)
SEC: 10	vs Missouri (01/12/22)

## 3-PT FG MADE

Season: 2 (2x)	last at Ole Miss (01/26/22)
Career: 4 (2x)	last at Tulane (03/03/21)
SEC: 2 (2x)	last at Ole Miss (01/26/22)

## 3-PT FG ATT

Season: 2 (3x)	last at Ole Miss (01/26/22)
Career: 8	at UAB (01/25/18)
SEC: 2 (2x)	last at Ole Miss (01/26/22)

## FT MADE

Season: 4	vs West Virginia (01/29/22)
Career: 4 (2x)	last at South Florida (12/22/20)
SEC: 2 (2x)	last vs Texas A&M (01/22/22)

## FT ATTEMPTED

Season: 4	vs West Virginia (01/29/22)
Career: 7	vs Omaha (11/05/19)
SEC: 3	vs Missouri (01/12/22)

## REBOUNDS

Season: 5 (3x)	last at Ole Miss (01/26/22)
Career: 15	vs Oklahoma (12/14/19)
SEC: 5 (2x)	last at Ole Miss (01/26/22)

## ASSISTS

Season: 4	at Ole Miss (01/26/22)
Career: 5 (2x)	vs UCF (01/30/21)
SEC: 4	at Ole Miss (01/26/22)

## STEALS

Season: 3	vs Missouri (01/12/22)
Career: 3 (4x)	vs Missouri (01/12/22)
SEC: 3	vs Missouri (01/12/22)

## BLOCKED SHOTS

Season: 3	vs Elon (12/21/21)
Career: 4	vs FIU (01/13/18)
SEC: 2	vs Missouri (01/12/22)

## MINUTES

Season: 39:40	at Ole Miss (01/26/22)
Career: 39:40	at Ole Miss (01/26/22)
SEC: 39:40	at Ole Miss (01/26/22)

## TREY WADE'S 2021-22 GAME STATS

Opponent	Date	GS	Min	FG	FGA	Pct	3FG	3A	Pct	FT	FTA	Pct	O	D	Tot	Avg	PF	FO	A	TO	Blk	Stl	Pts	Avg
MERCER	11/09/21	7	0	0	.000	0	0	.000	0	0	.000	0	0	0	0.0	0	0	0	0	0	0	0	0	0.0
GARDNER-WEBB	11/13/21	16	2	4	.500	1	2	.500	0	0	.000	1	1	2	1.0	1	0	3	0	1	0	0	5	2.5
NORTHERN IOWA	11/17/21	12	2	3	.667	0	0	.000	0	0	.000	0	0	0	0.7	4	0	1	1	0	0	0	4	3.0
vs Kansas State	11/22/21	6	0	2	.000	0	1	.000	0	0	.000	0	1	1	0.8	0	0	0	0	0	0	0	2	2.3
vs Cincinnati	11/23/21	4	0	0	.000	0	0	.000	1	2	.500	1	2	3	1.2	0	0	0	0	0	0	0	1	2.0
PENN	11/28/21	5	0	1	.000	0	1	.000	0	0	.000	0	0	0	1.0	0	0	0	1	0	0	0	0	1.7
CENTRAL ARKANSAS	12/01/21	8	2	3	.667	0	0	.000	0	0	.000	1	3	4	1.4	0	0	0	1	0	1	4	4	2.0
LITTLE ROCK	12/04/21	6	2	3	.667	0	0	.000	0	0	.000	0	0	0	1.3	1	0	1	1	0	0	4	4	2.3
CHARLOTTE	12/07/21	3	0	2	.000	0	0	.000	0	0	.000	1	0	1	1.2	1	0	0	0	0	0	0	0	2.0
vs Oklahoma	12/11/21	0	0	0	.000	0	0	.000	0	0	.000	0	0	0	1.1	0	0	0	0	0	0	0	0	1.8
vs Hofstra	12/18/21	10	0	0	.000	0	0	.000	0	0	.000	0	1	1	1.1	0	0	0	0	0	0	0	0	1.6
ELON	12/21/21	*	22	3	5	.600	0	0	.000	1	2	.500	2	3	5	1.4	1	0	2	0	3	1	7	2.1
at Mississippi State	12/29/21	*	22	1	2	.500	1	1	1.000	0	0	.000	0	0	0	1.3	2	0	1	1	0	0	3	2.2
VANDERBILT	01/04/22	5	0	0	.000	0	0	.000	0	0	.000	0	2	2	1.4	0	0	0	0	0	0	0	0	2.0
at Texas A&M	01/08/22	4	0	0	.000	0	0	.000	0	0	.000	1	0	1	1.3	0	0	0	1	0	0	0	0	1.9
MISSOURI	01/12/22	*	32	7	10	.700	1	1	1.000	2	3	.667	3	2	5	1.6	0	0	3	1	2	3	17	2.8
at LSU	01/15/22	*	20	1	2	.500	0	0	.000	0	0	.000	2	0	2	1.6	1	0	0	0	0	1	2	2.8
SOUTH CAROLINA	01/18/22	*	31	2	4	.500	0	1	.000	1	1	1.000	3	1	4	1.7	1	0	0	2	0	0	5	2.9
TEXAS A&M	01/22/22	*	34	2	3	.667	2	2	1.000	2	2	1.000	0	1	1	1.7	3	0	1	1	1	0	8	3.2
at Ole Miss	01/26/22	*	40	5	5	1.000	2	2	1.000	0	1	.000	1	4	5	1.9	4	0	4	0	1	0	12	3.6
WEST VIRGINIA	01/29/22	*	38	1	2	.500	0	1	.000	4	4	1.000	1	1	2	1.9	1	0	1	1	1	0	6	3.7
at Georgia	02/02/22	*	21	0	2	.000	0	1	.000	0	0	.000	0	2	2	1.9	0	0	1	1	0	0	0	3.5
MISSISSIPPI STATE	02/05/22	*	19	2	6	.333	1	4	.250	0	0	.000	2	3	5	2.0	2	0	1	1	1	0	5	3.6
AUBURN	02/08/22	*	6	0	2	.000	0	0	.000	0	0	.000	0	1	1	2.0	1	0	0	0	0	0	0	3.5
Totals		11	371	32	61	.525	8	17	.471	11	15	.733	19	28	47	2.0	23	0	19	13	10	6	83	3.5

## TREY WADE CAREER STATISTICS

Year	GP	GS	Min	Avg	FG	FGA	Pct	3FG	3FGA	Pct	FT	FTA	Pct	Off	Def	Tot	Avg	PF	FO	Ast	TO	Blk	Stl	Pts	Avg
2017-18 (UTEP)	25	6	444	17.8	77	160	.481	18	52	.346	8	24	.333	29	75	104	4.2	40	1	9	18	23	10	180	7.2
2019-20 (WSU)	31	27	730	23.5	86	200	.430	22	68	.324	35	60	.583	62	106	168	5.4	46	0	41	30	13	21	229	7.4
2020-21 (WSU)	22	21	573	26.0	56	139	.403	19	61	.311	16	29	.552	42	82	124	5.6	37	0	34	18	15	11	147	6.7
2021-22 (ARK)	24	11	371	15.5	32	61	.525	8	17	.471	11	15	.733	19	28	47	2.0	23	0	19	13	10	6	83	3.5
<b>TOTAL</b>	<b>102</b>	<b>65</b>	<b>2118</b>	<b>20.8</b>	<b>251</b>	<b>560</b>	<b>.448</b>	<b>67</b>	<b>198</b>	<b>.338</b>	<b>70</b>	<b>128</b>	<b>.547</b>	<b>152</b>	<b>291</b>	<b>443</b>	<b>4.3</b>	<b>146</b>	<b>1</b>	<b>103</b>	<b>79</b>	<b>61</b>	<b>48</b>	<b>639</b>	<b>6.3</b>

# 4 DAVONTE "DEVO" DAVIS

\*So. | G | 6-4 | 180 | Jacksonville, Ark. | Jacksonville HS

## GENERAL:

- Named the SEC First-Year Academic Honor Roll ... Made the Department's Honor Roll (3.0-3.49 GPA) for Fall 2020, Spring 2021 and Fall of 2021 ... 2-Year Member of Arkansas' SAAC.

- PRESEASON: 2nd Tim All-SEC (Coaches and Media) ... 1 of 20 Break-Out Players (Jon Rothstein- College Hoops Today)

## 2021-22 HIGHLIGHTS:

- Mercer:** Did not take a shot Mercer but led the team with a +19 as he held Mercer's top scorer to just 4-of-13 FG / 0-of-6 3PT.
- GWU:** Tied his then career-high with 6 assists as Arkansas handed out 23 for the game ... Scored 10 points, making 2 3-pointers (only made 2 trey as a frosh) ... Added two steals
- Cincy:** Struggled shooting, but was the only Razorback in double-digits for Plus-Minus (+10) thanks to his defensive effort ... Added five rebounds and three assists ... One of his boards was on the offensive end with 23 seconds left that led to two Chris Lykes free throws (21 seconds left) and a 3-point lead ... Had back-to-back assists with a defensive rebound in between as Arkansas went from down four to up one with just over 5 minutes to play.
- Penn:** Dished out five assists, one shy of his career high, with five rebounds and two steals.
- UCA:** Played his best game in the win ... Scored 16 points (6-9 FG and 4-7 FT) with six rebounds, three assists and two steals ... Team-best +30 in 27:27 minutes played.
- LR:** Had a then career-high seven assists (all in the first half) ... Battled foul trouble in the second half, but scored 10 of his 16 in the period.
- Charlotte:** May have played his best game as a Razorback ... Scored season-high 18 points (two shy of career high) with a career-high eight assists and four rebounds ... Also, held Charlotte's leading scorer (entered at 19.6 ppg) to just 10 points on 4-of-14 shooting (0-of-5 3PT)
- Oklahoma:** Scored a career-high 26 points while making a career-high four 3-pointers (entered the game with just 6 career 3's made)... Was a perfect 4-of-4 at the line while adding five rebounds and three assists.
- Elon:** Did not attempt a shot but had a team-best six assists and was second on the team with six rebounds ... Per @sports\_ref, became the only Power 6 player since at least 2010-11 to have a game with 6+ assists, 6+ rebounds and no field goal attempts.
- Miss State:** Battled foul trouble but was productive in his 26 minutes played with 15 points (7-of-12 FG), five rebounds, four assists and two steals.
- A&M:** Posted career highs in both free throws made (9) and attempted (10) ... Scored 13 points, 11 in the second half as Arkansas trimmed a 17-point deficit to 1 ... Added seven assists — an SEC career high — and seven rebounds, including four offensive boards.
- Mizzou:** Was excellent off the bench, playing o with 15 points, 6 rebounds, 4 assists and 3 steals ... Capped a 26-3 start by the Hogs with a dunk.
- LSU:** Played the final minute and second half despite losing his front tooth (face hit the floor when fouled on a breakaway dunk attempt) ... Had a season-high and tied his career high with eight rebounds (four offensive) ... Sank a key 3-pointer during Arkansas' 10- run late in the second half.
- Texas A&M:** Only scored four points but all four came in overtime as well as his lone steal ... Converted an old-fashion, 3-point play with 2:31 left to give Arkansas a lead it would not relinquish.
- West Virginia:** Tied for the team lead with three assists while adding six rebounds.
- Miss State:** Second on the team in Plus-Minus at +11 (Jaylin Williams led at +12) ... Made a key jumper at the top of the key as the shot clock was expiring for a 4-point lead (58-54) with 1:01 left.
- Auburn:** Was +15 (and the only Hog in double figures) in a four-point win over #1 Auburn ... Had a career-high five steals ... Scored 10 points to snap a streak of seven games in single digits ... Was 2-of-3 from 3-point range, marking the first time in an SEC game he made multiple triples.

Assists-TO Ratio	1.58	8th SEC	211th NCAA
Assists/Gm	3.2	16th SEC	298th NCAA

• Led the Razorbacks in Pts:.....	4
• Led the Razorbacks in Rebs:.....	2
• Led the Razorbacks in Assists:.....	15
• Led the Razorbacks in Steals:.....	13
• CAREER: Double-figure Pts:.....	22
20-pt gms:.....	2
Gms with a 3PT FG:.....	6
Gms with 3+ 3PT FG:.....	1
Gms with 3+ Assists:.....	22
Gms with 3+ Steals:.....	5
Gms with 5+ Rebs:.....	25

@MrDevoBuckets

@devofor3

\* - Will be granted an extra year of eligibility due to COVID-19 in 2020-21



## PERSONAL BESTS

### POINTS

Season:	26	vs Oklahoma (12/11/21)
Career:	26	vs Oklahoma (12/11/21)
SEC:	20	vs Georgia (01/09/21)

### FG MADE

Season:	9	vs Oklahoma (12/11/21)
Career:	9 (2x)	vs Oklahoma (12/11/21)
SEC:	9	vs Georgia (01/09/21)

### FG ATTEMPTED

Season:	21	vs Oklahoma (12/11/21)
Career:	21	vs Oklahoma (12/11/21)
SEC:	14 (2x)	last vs Florida (02/16/21)

### 3-POINT FG MADE

Season:	4	vs Oklahoma (12/11/21)
Career:	4	vs Oklahoma (12/11/21)
SEC:	1 (3x)	last at LSU (01/15/22)

### 3-PT FG ATTEMPTS

Season:	8	vs Oklahoma (12/11/21)
Career:	8	vs Oklahoma (12/11/21)
SEC:	4	at Mississippi State (12/29/21)

### FT MADE

Season:	9	at Texas A&M (01/08/21)
Career:	9	at Texas A&M (01/08/22)
SEC:	9	at Texas A&M (01/08/22)

### FT ATTEMPTED

Season:	10	at Texas A&M (01/08/21)
Career:	10	at Texas A&M (01/08/22)
SEC:	10	at Texas A&M (01/08/22)

### REBOUNDS

Season:	8	at LSU (01/15/22)
Career:	8 (5x)	last at LSU (01/15/22)
SEC:	8 (3x)	last at LSU (01/15/22)

### ASSISTS

Season:	8	vs Charlotte (12/07/21)
Career:	8	vs Charlotte (12/07/21)
SEC:	7	at Texas A&M (01/08/22)

### STEALS

Season:	5	vs Auburn (02/08/22)
Career:	5	vs Auburn (02/08/22)
SEC:	5	vs Auburn (02/08/22)

### BLOCKED SHOTS

Season:	-	
Career:	2	vs Colgate (03/19/21)
SEC:	1 (3x)	last at Missouri (02/13/21)

### MINUTES

Season:	38:56	vs Oklahoma (12/11/21)
Career:	38:56	vs Oklahoma (12/11/21)
SEC:	38:52	vs Texas A&M (03/06/21)

DAVONTE DAVIS' 2021-22 GAME STATS																			
Opponent	Date	GS	Min	FG	FGA	Pct	3FG	3A	Pct	FT	FTA	Pct	O	D	Tot	Avg	PF	FO	A
MERCER	11/09/21	*	34	0	0	.000	0	0	.000	0	0	.000	0	4	4	4.0	1	0	1
GARDNER-WEBB	11/13/21	*	29	4	10	.400	2	3	.667	0	0	.000	1	2	3	3.5	2	0	2
NORTHERN IOWA	11/17/21	*	23	4	8	.500	2	4	.500	0	0	.000	1	3	4	3.7	3	0	1
vs Kansas State	11/22/21	*	25	2	5	.400	0	2	.000	0	2	.000	0	4	4	3.8	3	0	1
vs Cincinnati	11/23/21	*	25	3	12	.250	0	2	.000	2	2	1.000	2	3	5	4.0	3	0	3
PENN	11/28/21	*	36	3	7	.429	0	2	.000	0	0	.000	3	2	5	4.2	1	0	5
CENTRAL ARKANSAS	12/01/21	*	26	6	9	.667	0	0	.000	4	7	.571	1	5	6	4.4	3	0	2
LITTLE ROCK	12/04/21	*	28	8	11	.727	0	2	.000	0	0	.000	1	3	4	4.4	4	0	7
CHARLOTTE	12/07/21	*	35	7	12	.583	0	0	.000	4	7	.571	2	2	4	4.3	4	0	8
vs Oklahoma	12/11/21	*	39	9	21	.429	4	8	.500	4	4	1.000	0	5	5	4.4	3	0	3
vs Hofstra	12/18/21	*	30	3	11	.273	0	1	.000	3	3	1.000	1	3	4	4.4	5	1	4
ELON	12/21/21	*	35	0	0	.000	0	0	.000	1	2	.500	2	4	6	4.5	1	0	6
at Mississippi State	12/29/21	*	26	7	12	.583	1	4	.250	0	1	.000	0	5	5	4.5	4	0	4
VANDERBILT	01/04/22	*	8	0	0	.000	0	0	.000	0	0	.000	0	0	0	4.2	2	0	0
at Texas A&M	01/08/22	*	37	2	10	.200	0	4	.000	9	10	.900	4	3	7	4.4	3	0	7
MISSOURI	01/12/22	*	28	5	9	.556	0	2	.000	5	6	.833	2	4	6	4.5	1	0	4
at LSU	01/15/22	*	33	3	9	.333	1	3	.333	0	0	.000	4	4	8	4.7	3	0	3
SOUTH CAROLINA	01/18/22	*	32	3	8	.375	0	2	.000	1	2	.500	1	4	5	4.7	4	0	1
TEXAS A&M	01/22/22	*	19	1	5	.200	0	0	.000	2	3	.667	3	2	5	4.7	4	0	2
at Ole Miss	01/26/22	*	23	0	2	.000	0	1	.000	0	0	.000	0	1	1	4.6	3	0	3
WEST VIRGINIA	01/29/22	*	28	2	9	.222	0	2	.000	3	6	.500	2	4	6	4.6	1	0	3
at Georgia	02/02/22	*	17	1	3	.333	0	1	.000	0	0	.000	0	1	1	4.5	3	0	1
MISSISSIPPI STATE	02/05/22	*	22	3	5	.600	0	1	.000	0	0	.000	0	1	1	4.3	2	0	1
AUBURN	02/08/22	*	32	4	8	.500	2	3	.667	0	0	.000	1	3	4	4.3	3	0	2
Totals			13	670	80	186	.430	12	47	.255	38	55	.691	31	72	103	4.3	66	1

## DAVONTE DAVIS CAREER STATISTICS

Year	GP	GS	Min	Avg	FG	FGA	Pct	3FG	3FGA	Pct	FT	FTA	Pct	Off	Def	Tot	Avg	PF	FO	Ast	TO	Blk	Stl	Pts	Avg
2020-21	30	17	716	23.9	109	229	.476	2	13	.154	34	45	.756	36	98	134	4.5	70	0	64	48	5	35	254	8.5
2021-22	24	13	670	27.9	80	186	.430	12	47	.255	38	55	.691	31	72	103	4.3	66	1	76	48	0	29	210	8.8
TOTAL	54	30	1386	25.7	189	415	.455	14	60	.233	72	100	.720	67	170	237	4.4	136	1	140	96	5	64	464	8.6





# AU'DIESE TONEY

\*Sr. | G | 6-6 | 205 | Huntsville, Ala. | Trinity Christian (N.C.) Acad. | Univ. of Pittsburgh

Pronounced: Awe-Deece

## GENERAL:

• Played three seasons with the Pitt Panthers ... Scored 763 points (9.78 avg.) in his three years at Pitt and averaged 5.42 rebounds (423 total) ... Had three career double-doubles.

• Scored his 1,000th career point at Georgia (8:32, 1st half) with a fast-break layup (Now with 1,006).... Grabbed 500th career rebound and dished out 100th career assist vs Vandy.

## 2021-22 HIGHLIGHTS:

- **Mercer:** Registered a double-double in the season opener with 18 pts and 11 rebs ... Made 7-of-9 shots ... Added two assists ... Had five offensive boards ... Was second on the team with a +18 ... Coach Muss "he really saved us with his unselfish play"
- **UNI:** Scored eight of his 13 points during a 5:44 stretch in the second half.
- **HOF Classic:** Named **Tournament MVP** ... Scored 13 vs K-State and a game-high 19 vs Cincy ... Had nine rebounds in both games, including six offensive in both contests ... His final offensive board came with Arkansas clinging to a 1-point lead with 43 seconds left ... Also held Cincy's top scorer to zero points (0-of-4 shooting) ... Was 12-of-15 at the FT line (7-of-8 vs Cincy).
- **UCA:** Led Arkansas' second-half explosion, going 6-of-6 FG and scoring a game-best 14 (of his 16 points) in the period ... Added three assists.
- **LR:** Led Arkansas in both points (tied with 18) and rebounds (8) ... Was 6-of-7 from the field ... Scored 16 of his 18 in the first half.
- **Vandy:** Scored **20 points, his first 20-point game as a Razorback** ... Drained 7-of-9 at the free throw line and had three assists, all season highs ... Scored 16 of his 20 in the second half (5-of-5 FG)... **Tied for the team lead with a Plus-Minus of +10** ... Tallied 500th career rebound and 100th career assist.
- **@ LSU:** Had 12 points in a season-high 38:40 played ... Didn't get credit for a rebound, but his effort kept the ball alive on a missed JD Nottae free throw that led to a Stanley Umude layup and five-point lead with 22 seconds left.
- **South Carolina:** Scored 13 points with an **SEC-best eight rebounds** (five on the offensive end) ... Added a **season-best three steals**.
- **@ Ole Miss:** Offensive numbers were OK (7 pts, 5 rebs), but led the team with +12 (only player in double digits) as he was singled out for his excellent defense of Matthew Murrell.
- **West Virginia:** Led the team with 19 points (6-of-8 FG and 7-of-8 FT) and tied for the team lead with three assists ... Added seven rebounds ... Had his second-straight strong defensive performance, holding Taz Sherman to 4-of-11 shooting ... After WVU cut a 19-point lead to five, Toney had a 5-0 run of his own as part of an 8-0 run.
- **@ Georgia:** Scored 10 points, all in the first half, including his 1,000th career point at the 8:32 mark in the first half with a fast-break layup.
- **@ Miss State:** Named the team's Defensive Player of the Game and was singled out by MSU head coach Ben Howland for Toney's defense on Iverson Molinar.
- **Auburn:** Recorded his second double-double with 14 points and 10 rebounds ... Had five offensive boards (all in the second half).

FT Made	79	7th SEC	123rd NCAA
FT Att	103	9th SEC	120th NCAA
Off Reb/Gm	2.42	9th SEC	147th NCAA
Double-Doubles	2	12th SEC	295th NCAA
FT Pct.	.767	13th SEC	239th NCAA

## DOUBLE-DOUBLES (5)

<b>SOPHOMORE @ Pitt</b>	(1)
02/02/20 • MIAMI	15 pts 10 reb
<b>JUNIOR @ Pitt</b>	(2)
01/06/21 • at Syracuse	12 pts 14 reb
01/19/21 • DUKE	22 pts 11 reb
<b>SENIOR @ ARKANSAS</b>	(2)
11/09/21 • MERCER	18 pts 11 reb
02/08/22 • AUBURN	14 pts 10 reb

- Led his team/ARK in Pts: .....8 / 3
- Led his team/ARK in Reb:.....24 / 3
- Led his team/ARK Assists: .....4 / 1
- CAREER: Double-figure Pts: .....48 / 13
- Double-figure Rebs: .....6 / 2
- 20-pt gms:.....7 / 1
- Gms with a 3PT FG:.....44 / 6
- Gms with 2+ Steals:.....21 / 2
- Gms with 3+ Assists:.....15 / 3
- Gms with 5+ Rebs: .....57 / 13

@thefuturetoney

@at.loading

\* - Will be granted an extra year of eligibility due to COVID-19 in 2020-21



## PERSONAL BESTS

### POINTS

Season: 20	vs Vanderbilt (01/04/22)
Career: 27	at Duke (01/28/20)
SEC: 20	vs Vanderbilt (01/04/22)

### FG MADE

Season: 7 (2x)	last vs Central Arkansas (12/01/21)
Career: 11	at Duke (01/28/20)
SEC: 6	vs Vanderbilt (01/04/22)

### FG ATTEMPTED

Season: 9 (2x)	last vs Cincinnati (11/23/21)
Career: 19	at Duke (01/28/20)
SEC: 12	vs South Carolina (01/18/22)

### 3-PT FG MADE

Season: 1 (4x)	last vs Vanderbilt (01/04/22)
Career: 4	vs Saint Francis (PA) (11/25/20)
SEC: 1 (2x)	last vs Vanderbilt (01/04/22)

### 3-PT FG ATT

Season: 2	vs Penn (11/28/21)
Career: 6	vs Saint Francis (PA) (11/25/20)
SEC: 2	vs Vanderbilt (01/04/22)

### FT MADE

Season: 7 (2x)	last vs Vanderbilt (01/04/22)
Career: 13	vs Duke (01/19/21)
SEC: 7	vs Vanderbilt (01/04/22)

### FT ATTEMPTED

Season: 9	vs Vanderbilt (01/04/22)
Career: 17	vs Duke (01/19/21)
SEC: 9	vs Vanderbilt (01/04/22)

### REBOUNDS

Season: 11	vs Mercer (11/09/21)
Career: 14	at Syracuse (01/06/21)
SEC: 10	vs Auburn (02/08/22)

### ASSISTS

Season: 3 (3x)	last vs West Virginia (01/29/22)
Career: 6	vs Drexel (11/28/20)
SEC: 3	vs Vanderbilt (01/04/22)

### STEALS

Season: 3	vs South Carolina (01/18/22)
Career: 4 (4x)	last vs Wake Forest (03/10/20)
SEC: 3	vs South Carolina (01/18/22)

### BLOCKED SHOTS

Season: 1 (7x)	last vs Vanderbilt (01/04/22)
SEC: 2	vs Saint Louis (11/21/18)
SEC: 1 (2x)	last at LSU (01/15/22)

### MINUTES

Season: 42:40	vs Texas A&M (01/22/22)
Career: 42:40	vs Texas A&M (01/22/22)
SEC: 42:40	vs Texas A&M (01/22/22)

## AU'DIESE TONEY'S 2021-22 GAME STATS

Opponent	Date	GS	Min	FG	FGA	Pct	3FG	3A	Pct	FT	FTA	Pct	O	D	Tot	Avg	PF	FO	A	TO	Blk	Stl	Pts	Avg
MERCER	11/09/21	*	37	7	9	.778	0	1	.000	4	6	.667	5	6	11	11.0	0	0	2	1	0	1	18	18.0
GARDNER-WEBB	11/13/21	*	14	1	4	.250	0	0	.000	1	2	.500	2	3	5	8.0	3	0	1	1	0	0	3	10.5
NORTHERN IOWA	11/17/21	*	38	4	6	.667	1	1	1.000	4	4	1.000	0	6	6	7.3	2	0	0	0	1	1	13	11.3
vs Kansas State	11/22/21	*	27	4	8	.500	0	0	.000	5	7	.714	6	3	9	7.8	3	0	0	0	0	1	13	11.8
vs Cincinnati	11/23/21	*	37	6	9	.667	0	0	.000	7	8	.875	6	3	9	8.0	2	0	1	1	0	1	19	13.2
PENN	11/28/21	*	19	5	7	.714	1	2	.500	1	1	1.000	2	2	4	7.3	2	0	0	1	0	1	12	13.0
CENTRAL ARKANSAS	12/01/21	*	20	7	8	.875	0	0	.000	2	3	.667	0	2	2	6.6	1	0	3	0	1	1	16	13.4
LITTLE ROCK	12/04/21	*	38	6	7	.857	1	1	1.000	5	9	.556	2	6	8	6.8	1	0	2	1	1	0	18	14.0
CHARLOTTE	12/07/21	*	37	1	1	1.000	0	0	.000	4	4	1.000	3	4	7	6.8	1	0	0	3	1	0	6	13.1
vs Oklahoma	12/11/21	*	35	2	4	.500	0	0	.000	2	2	1.000	2	3	5	6.6	1	0	1	2	0	2	6	12.4
vs Hofstra	12/18/21	*	37	3	6	.500	0	1	.000	3	4	.750	3	4	7	6.6	2	0	0	2	1	1	9	12.1
ELON	12/21/21	*	8	0	1	.000	0	0	.000	0	0	.000	0	1	1	6.2	0	0	0	0	1	0	0	11.1
at Mississippi State	12/29/21	*	18	1	3	.333	1	1	1.000	3	4	.750	1	0	1	5.8	2	0	0	2	0	0	6	10.7
VANDERBILT	01/04/22	*	36	6	7	.857	1	2	.500	7	9	.778	1	2	3	5.6	2	0	3	1	1	1	20	11.4
at Texas A&M	01/08/22	*	29	4	11	.364	0	0	.000	1	2	.500	4	2	6	5.6	4	0	0	1	0	0	9	11.2
MISSOURI	01/12/22	*	20	1	3	.333	0	0	.000	0	0	.000	1	1	2	5.4	2	0	0	0	0	0	2	10.6
at LSU	01/15/22	*	39	4	8	.500	0	1	.000	4	6	.667	2	2	4	5.3	1	0	0	4	1	1	12	10.7
SOUTH CAROLINA	01/18/22	*	33	5	12	.417	0	1	.000	3	4	.750	5	3	8	5.4	2	0	1	1	0	3	13	10.8
TEXAS A&M	01/22/22	*	42	4	8	.500	0	0	.000	4	4	1.000	3	3	6	5.5	0	0	1	1	0	1	12	10.9
at Ole Miss	01/26/22	*	37	2	5	.400	0	1	.000	3	4	.750	0	5	5	5.5	0	0	1	2	0	1	7	10.7
WEST VIRGINIA	01/29/22	*	39	6	8	.750	0	2	.000	7	8	.875	2	5	7	5.5	3	0	3	2	0	0	19	11.1
at Georgia	02/02/22	*	34	4	6	.667	1	1	1.000	1	1	1.000	1	0	1	5.3	3	0	1	2	0	1	10	11.0
MISSISSIPPI STATE	02/05/22	*	36	1	4	.250	0	1	.000	4	6	.667	2	2	4	5.3	2	0	2	0	0	2	6	10.8
AUBURN	02/08/22	*	41	5	11	.455	0	2	.000	4	5	.800	5	5	10	5.5	3	0	0	3	0	0	14	11.0
<b>Totals</b>			<b>21</b>	<b>751</b>	<b>89</b>	<b>.571</b>	<b>6</b>	<b>18</b>	<b>.333</b>	<b>79</b>	<b>103</b>	<b>.767</b>	<b>58</b>	<b>73</b>	<b>131</b>	<b>5.5</b>	<b>42</b>	<b>0</b>	<b>22</b>	<b>31</b>	<b>8</b>	<b>19</b>	<b>263</b>	<b>11.0</b>

## AU'DIESE TONEY CAREER STATISTICS

Year	GP	GS	Min	Avg	FG	FGA	Pct	3FG	3FGA	Pct	FT	FTA	Pct	Off	Def	Tot	Avg	PF	FO	Ast	TO	Blk	Stl	Pts	Avg
2018-19 (PITT)	32	28	809	25.3	80	222	.360	17	69	.246	63	95	.663	62	117	179	5.6	62	1	15	34	4	22	240	7.5
2019-20 (PITT)	31	25	934	30.1	107	232	.461	22	67	.328	57	87	.655	63	86	149	4.8	60	2	36	35	3	38	293	9.5
2020-21 (PITT)	16	16	559	34.9	77	166	.464	18	53	.340	58	87	.667	37	58	95	5.9	33	0	37	38	2	20	230	14.4
2021-22 (ARK)	24	21	751	31.3	89	156	.571	6	18	.333	79	103	.767	58	73	131	5.5	42	0	22	31	8	19	263	11.0
<b>TOTAL</b>	<b>103</b>	<b>90</b>	<b>3053</b>	<b>29.6</b>	<b>353</b>	<b>776</b>	<b>.455</b>	<b>63</b>	<b>207</b>	<b>.304</b>	<b>257</b>	<b>372</b>	<b>.691</b>	<b>220</b>	<b>334</b>	<b>554</b>	<b>5.4</b>	<b>197</b>	<b>3</b>	<b>110</b>	<b>138</b>	<b>17</b>	<b>99</b>	<b>1026</b>	<b>10.0</b>

"There is no player in college basketball, who brings more energy to his team, on both ends of the court, than Jaylin Williams does for Arkansas." -Aaron Torres

# 10 JAYLIN WILLIAMS

\*So. | F | 6-10 | 240 | Fort Smith, Ark. | Fort Smith Northside HS

• 1 of 20 Radar Break-Out Players (Jon Rothstein - College Hoops Today) ... 1 of 20 Glue Guys (Jon Rothstein - College Hoops Today)

## 2021-22 HIGHLIGHTS:

- **Mercer:** Led the team with five assists while adding eight rebounds, two blocked shots and a steal ... His overall play led to Arkansas 18-3 run in the second half.
- **GWU:** Dished out 5 assists for the second straight game ... Led the team with eight rebounds and **drew three charges**.
- **UNI:** Only played 23:49 as he battled an ankle injury ... However, put up impressive numbers and made several key plays in the Razorbacks run late in the game ... Finished with 11 points, a **career-high 7 assists**, 6 rebounds, 3 blocked shots and a steal ... Is the only Razorback on record (going back 25 years) to get 11+ points, 6+ rebounds, 7+ assists, 3+ blocks and no turnovers in a game (HogStats) ... **WINNING PLAYS DOWN THE STRETCH:** 3:52 left & Gm tied 75-75: Blocked Shot • 3:43 left & Gm tied 75-75: Blocked Shot • 2:42 left & Down 78-77: Off Reb & put-back for a 79-78 lead • 1:27 left & Up 82-78: Layup to go up 6 • 1:17 left & Up 84-78: Steal
- **HOF Classic:** Didn't make the All-Tourney team but was arguably Arkansas' most impactful player in the final ... Had eight rebounds and sank a key 3-pointer versus K-State ... Versus Cincy, had a then career-high 11 rebounds while drawing a **career-high four charges** ... **WINNING PLAYS DOWN THE STRETCH VS CINCY:** 1:10 left & Up 68-67: Def Reb • 0:47 left & Up 68-67: Off Reb • 0:09 left & Up 70-67: Drew 4th charge of the game • 0:01 left & Up 72-67: Def Reb • 0:01 left & Up 72-67: Made 1-of-2 free throws for the 73-67 final
- **Penn:** Led the team in both rebounds (9) and assists (6).
- **UCA:** Had nine first-half rebounds (8 defensive) ... **Finished with a then career-high 13 boards** (11 defensive) ... added two assists, two steals and two blocked shots, while taking the team's only charge of the game.
- **Charlotte:** Scored a then career-high 15 points (7-of-9 FG) with a then career-high three steals.
- **@ Miss State:** Had a prototypical "JWill" game, leading the team in rebounds (7), assists (6) and blocked shots (3).
- **Vandy:** Recorded his third, double-digit rebound game of the season and his 10 boards tied a then SEC career high ... Added two assists and tied his then SEC career high with two steals.
- **@ A&M:** Recorded his **first career double-double** with 10 points and 11 rebounds and the 11 boards were a then SEC career high ... Had 10 defensive rebounds ... **Took three charges**.
- **Mizzou:** Posted **second-straight double-double** with 13 points and 10 rebounds (nine defensive) ... Had then career high in free throws made (7) and attempts (8) ... Dished out three assists and added two steals.
- **@ LSU:** Tied then career highs with **13 rebounds** and **drawing four charges** while tying season-high with 3 steals ... Had his **third straight double-double** (11 pts / 13 rebs) and fourth-straight double-digit rebound game ... **Career-high 12 defensive boards** ... Even though Arkansas had a season-high 19 turnovers, Williams had zero ... Down 8 with 9:01 left, Williams helped Arkansas finish the game on a 17-2 with two steals, two charges taken, a 3-pointer and five rebounds ... **BIG PLAYS DOWN THE STRETCH:** 1:25 left & Tied 58-58: Def Reb (and falling down, threw ball off LSU player to keep possession) • 1:10 left & Tied 58-58: Made 3-pointer • 0:59 left & Up 61-58: Drew his 4th charge of the game
- **SEC PLAYER OF THE WEEK:** South Carolina: For the first time in his career, **led the Razorbacks in scoring with a career-high 19** as he was a **career-best 9-of-10 at the line** ... Also led the team in rebounds (9) ... Only played 7:22 in the first half due to foul trouble ... Was +24 in the second half as he scored 10 pts with 8 rebs and 2 assists ... **Texas A&M:** Had a **career-high six steals** ... Became the first major conference Division I player to have at least 14 points, 11 rebounds, six steals, three blocked shots and three assists since November 2010 (Sports Reference) ... Scored 4 of the Hog's 10 OT points, including a jumper with 13 seconds left (2 seconds on shot clock) for a 3-point lead ... Took two charges.
- **@ Ole Miss:** Continued strong play (18 pts & 8 rebs) ... **Scored seven straight points** (layup, 3-pointer, layup) during the decisive 13-0 run ... Made **career-high two** (2-of-3) 3-pointers ... Added three assists, two steals and tying his season-high with three blocked shots ... Took two charges.
- **West Virginia:** Tallied his fifth double-double thanks to a **career-high 15 rebounds** (14 defensive) and 12 points ... Only player with Plus-Minus in double-digits (+16).
- **@ Georgia:** Only played 19:26 due to foul trouble but finished with 14 points, eight rebounds, two blocked shots and was +18 for the game.
- **Miss State:** Led the Hogs with +12 thanks to 10 points, 9 rebounds, two blocked shots, one steal and two charges taken ... Set-up Arkansas' 10-3 run to end the game ... Up one with 2:00 to play, Williams sank a 3-pointer ... With the game tied at 42-42, scored five points in an 11-2 run for a lead the Hogs would not relinquish.
- **Auburn:** Tallied his sixth double-double (13 pts & 11 rebs) ... Didn't get credit for an offensive rebound in OT, but created a jump ball to keep possession off a Razorback FT miss with 16 seconds left that led to a Notae FT and 4-point lead with 12 ticks left ... Had a dunk and a 4-point play to spur a 20-4 run and a 27-15 lead ... Scored a layup with 23 seconds left to tie the game and force overtime ... Was 5-of-6 at the line in OT, including two to give Arkansas a lead it would not relinquish and three to put the Hogs up six with 37 ticks left.

"Players at **ALL** levels should watch extensive tape on Jaylin Williams: Makes as many **NON SCORING** big plays as anyone in college basketball." -Jon Rothstein

## DOUBLE-DOUBLES (6)

2021-22 (SOPH)		(5)	
01/08/22 • at Texas A&M	^	10 pts	11 reb
01/12/22 • MISSOURI	^	13 pts	10 reb
01/15/22 • at LSU	^	11 pts	12 reb
01/22/22 • TEXAS A&M		14 pts	11 reb
01/29/22 • WEST VIRGINIA		12 pts	15 rebs
02/08/22 • AUBURN		13 pts	11 rebs
^ - Consecutive games			
Def Reb/Gm	7.75	2nd SEC	9th NCAA
Tot. Rebounds	221	2nd SEC	19th NCAA
Reb/Gm	9.2	2nd SEC	25th NCAA
Double-Doubles	3	3rd SEC	58th NCAA
Blocks/Gm	1.29	5th SEC	119th NCAA
Steals/Gm	1.50	18th SEC	209th NCAA
Total Assists	67	17th SEC	329th NCAA
FT Made	58	24th SEC	334th NCAA

- **Led Razorbacks in Pts:** .....1
- **Led Razorbacks in Rebs:** .....22
- **Led Razorbacks in Blk Shots:** .....19
- **Led Razorbacks in Assists:** .....5
- **CAREER: Double-figure Pts:** .....9
- **Double-figure Rebs:** .....12
- **20-pt gms:** .....-
- **Gms with a 3PT Made:** .....13
- **Gms with 3+ Assists:** .....11
- **Gms with 5+ Rebs:** .....32
- **Charges Taken 2020-21:** .....team-best 16
- **Charges Taken 2021-22:** .....team-best 35

## SEC PLAYER OF THE WEEK (1/24)

@Jay\_MWilliams\_

@thejaylinwilliams\_

\* - Will be granted an extra year of eligibility due to COVID-19 in 2020-21



## PERSONAL BESTS

POINTS	
Season: 19	vs South Carolina (01/18/22)
Career: 19	vs South Carolina (01/18/22)
SEC: 19	vs South Carolina (01/18/22)

FG MADE	
Season: 7	vs Charlotte (12/07/21)
Career: 7	vs Charlotte (12/07/21)
SEC: 4	vs Alabama (02/24/21)

FG ATTEMPTED	
Season: 13	vs West Virginia (01/29/22)
Career: 13	vs West Virginia (01/29/22)
SEC: 11	vs South Carolina (01/18/22)

3-POINT FG MADE	
Season: 2	at Ole Miss (01/26/22)
Career: 2 (2x)	last at Ole Miss (01/26/22)
SEC: 2	at Ole Miss (01/26/22)

3-PT FG ATTEMPTS	
SSeason: 4	vs West Virginia (01/29/22)
Career: 4 (3x)	vs West Virginia (01/29/22)
SEC: 4	vs Missouri (01/02/21)

FT MADE	
Season: 9	vs South Carolina (01/18/22)
Career: 9	vs South Carolina (01/18/22)
SEC: 9	vs South Carolina (01/18/22)

FT ATTEMPTED	
Season: 10	vs South Carolina (01/18/22)
Career: 10	vs South Carolina (01/18/22)
SEC: 10	vs South Carolina (01/18/22)

REBOUNDS	
Season: 15	vs West Virginia (01/29/22)
Career: 15	vs West Virginia (01/29/22)
SEC: 13	at LSU (01/15/22)

ASSISTS	
Season: 7	vs UNI (11/17/21)
Career: 7	vs UNI (11/17/21)
SEC: 6	at Mississippi State (12/29/21)

STEALS	
Season: 6	vs Texas A&M (01/22/22)
Career: 6	vs Texas A&M (01/22/22)
SEC: 6	vs Texas A&M (01/22/22)

BLOCKED SHOTS	
Season: 3 (4x)	last at Ole Miss (01/26/22)
Career: 4	vs LSU (02/27/21)
SEC: 4	vs LSU (02/27/21)

MINUTES	
Season: 42:23	vs Texas A&M (01/22/22)
Career: 42:23	vs Texas A&M (01/22/22)
SEC: 42:23	vs Texas A&M (01/22/22)

## JAYLIN WILLIAM'S 2021-22 GAME STATS

Opponent	Date	GS	Min	FG	FGA	Pct	3FG	3A	Pct	FT	FTA	Pct	O	D	Tot	Avg	PF	FO	A	TO	Blk	Stl	Pts	Avg	
MERCER	11/09/21		30	1	4	.250	0	2	.000	2	4	.500	3	5	8	8.0	2	0	5	4	2	1	4	4.0	
GARDNER-WEBB	11/13/21	*	24	1	2	.500	0	1	.000	1	2	.500	0	8	8	8.0	1	0	5	1	0	1	3	3.5	
NORTHERN IOWA	11/17/21	*	23	5	8	.625	1	1	1.000	0	2	.000	3	3	6	7.3	2	0	7	0	3	1	11	6.0	
vs Kansas State	11/22/21	*	32	1	3	.333	1	1	1.000	3	4	.750	1	7	8	7.5	3	0	1	1	1	0	6	6.0	
vs Cincinnati	11/23/21	*	35	1	3	.333	0	2	.000	3	6	.500	3	8	11	8.2	3	0	4	3	0	2	5	5.8	
PENN	11/28/21	*	29	1	2	.500	0	0	.000	1	2	.500	1	8	9	8.3	2	0	6	4	0	1	3	5.3	
CENTRAL ARKANSAS	12/01/21	*	28	4	6	.667	0	1	.000	0	0	.000	2	11	13	9.0	3	0	2	1	2	2	8	5.7	
LITTLE ROCK	12/04/21	*	29	4	5	.800	0	0	.000	1	2	.500	1	6	7	8.8	3	0	4	0	1	1	9	6.1	
CHARLOTTE	12/07/21	*	32	7	9	.778	0	1	.000	1	1	1.000	2	6	8	8.7	3	0	2	2	0	3	15	7.1	
vs Oklahoma	12/11/21	*	27	2	6	.333	1	2	.500	2	3	.667	3	4	7	8.5	3	0	1	4	1	0	7	7.1	
vs Hofstra	12/18/21	*	26	3	5	.600	0	0	.000	0	1	.000	1	7	8	8.5	1	0	3	2	2	0	6	7.0	
ELON	12/21/21	*	19	1	3	.333	0	0	.000	1	1	1.000	1	5	6	8.3	2	0	1	1	0	1	3	6.7	
at Mississippi State	12/29/21	*	36	4	10	.400	0	3	.000	1	2	.500	2	5	7	8.2	2	0	6	2	3	0	9	6.8	
VANDERBILT	01/04/22	*	31	1	2	.500	0	0	.000	4	7	.571	2	8	10	8.3	3	0	2	2	1	2	6	6.8	
at Texas A&M	01/08/22	*	30	5	8	.625	0	1	.000	0	0	.000	1	10	11	8.5	2	0	2	4	2	1	10	7.0	
MISSOURI	01/12/22	*	24	3	7	.429	0	1	.000	7	8	.875	1	9	10	8.6	1	0	3	1	0	2	13	7.4	
at LSU	01/15/22	*	34	4	7	.571	1	2	.500	2	2	1.000	1	12	13	8.8	3	0	1	0	1	3	11	7.6	
SOUTH CAROLINA	01/18/22	*	26	5	11	.455	0	1	.000	9	10	.900	3	6	9	8.8	4	0	2	0	0	1	19	8.2	
TEXAS A&M	01/22/22	*	43	5	10	.500	1	2	.500	3	3	1.000	1	10	11	8.9	2	0	3	3	3	6	14	8.5	
at Ole Miss	01/26/22	*	36	6	10	.600	2	3	.667	4	5	.800	1	7	8	8.9	1	0	3	4	3	2	18	9.0	
WEST VIRGINIA	01/29/22	*	36	3	13	.231	1	4	.250	5	7	.714	1	14	15	9.2	4	0	1	4	2	2	12	9.1	
at Georgia	02/02/22	*	20	6	9	.667	1	2	.500	1	2	.500	0	8	8	9.1	2	0	1	0	2	1	14	9.4	
MISSISSIPPI STATE	02/05/22	*	33	4	9	.444	1	2	.500	1	1	1.000	0	9	9	9.1	5	1	0	1	2	1	10	9.4	
AUBURN	02/08/22	*	37	3	9	.333	1	3	.333	6	7	.857	1	10	11	9.2	4	0	2	2	0	2	13	9.5	
Totals			22	720	80	161	.497	11	35	.314	58	82	.707	35	186	221	9.2	61	1	67	46	31	36	229	9.5

## JAYLIN WILLIAMS CAREER STATISTICS

Year	GP	GS	Min	Avg	FG	FGA	Pct	3FG	3FGA	Pct	FT	FTA	Pct	Off	Def	Tot	Avg	PF	FO	Ast	TO	Blk	Stl	Pts	Avg
2020-21	26	5	400	15.4	33	69	.478	7	23	.304	23	31	.742	29	92	121	4.7	50	1	21	24	18	12	96	3.7
2021-22	24	22	720	30.0	80	161	.497	11	35	.314	58	82	.707	35	186	221	9.2	61	1	67	46	31	36	229	9.5
TOTAL	50	27	1120	22.4	113	230	.491	18	58	.310	81	113	.717	64	278	342	6.8	111	2	88	70	49	48	325	6.5



# 11 CHRIS LYKES

Gr.Sr. | G | 5-7 | 160 | Mitchellville, Md. | Gonzaga College (D.C.) HS | Univ. of Miami



@IAm\_Lykesdat  
@IAm\_Lykesdat

## GENERAL:

- **Made the Department's Honor Roll (3.0-3.49 GPA) for Fall 2021**
- Spent four seasons with the Miami Hurricanes but only played two games his senior year (2020-21) after injuring his ankle on Dec. 4 ... Graduated from Miami (Spring, '21 - sport administration/marketing) ... Pursuing a second undergraduate degree at Arkansas in arts and sciences ... Preseason 1st team All-ACC prior to 2020-21 season ... **2020 All-ACC HM ... 2019 and 2018 ACC All-Academic Team** ... Led the team – and ranked among the ACC top 10 – in scoring in both 2019-20 and 2018-19.
- **Was on Jersey Mike's Naismith Trophy Preseason Watch List** ... #20 ranked returning player in college basketball (Andy Katz- March Madness) ... #51 on CBSSports.com Top 100 and 1 best college players entering 2021-22 ... 1 of 30 Impact Transfers (Jon Rothstein- College Hoops Today).
- **Inside the final 3 minutes (and OT), is 36-of-39 (92.3%) at the free throw line** ... Is the first Razorback since Joe Kleine in 1983-84 to have multiple games in a season shooting 10-10 or better at the free throw line (12-12 vs Elon and 10-10 vs. Kansas State).
- **Made 21 straight at the line spanning five games (Hofstra-Vandy) before missing his final attempt vs Vandy.**

## 2021-22 HIGHLIGHTS:

- Mercer:** Scored 16 off the bench thanks to making 7-of-8 FT ... 10 of his points came during Arkansas' decisive 18-3 run to turn a 54-53 deficit into a 71-57 lead.
- UNI:** Led the team with 26 points ... **CLICK TO WATCH: his acrobatic layup that was the top play on ESPN's SportsCenter** ... Scored 12 straight points on his own, including a 7-0 Razorback run, in the first half ... Arkansas was down 3 (75-72 with 4:25 left) before Lykes ignited a 21-5 run with nine points – including 6-of-6 FT – over the final 4:10 to secure the win.
- **HOF Classic:** Named to the **Hall of Fame Classic All-Tournament Team** ... Made a huge impact by making 18-of-20 free throws, **including 10-of-10 inside the final 1:46 versus K-State and 4-of-4 inside the final 21 seconds vs Cincinnati** ... Scored 14 vs KSU and 15 vs Cincy ... Only made one 3-pointer, but it came with Arkansas down 4 with 5:49 to play.
- **UCA:** Posted season-highs with five assists and two steals.
- **LR:** Tied season-high with two steals ... Was 6-of-7 at the line, including 4-of-4 inside the final 2:33 to seal the win.
- **Charlotte:** Played his best defensive game according to Coach Muss ... Added 13 points and three assists.
- **Hofstra:** Scored 19, making a season-high 4-of-9 3-pointers, and was 5-of-5 at the line ... Added a **season-high three steals**
- **Elon:** In his first start of the season ... Led the team with 21 points on 4-of-8 FG (1-4 3PT) ... Was **12-of-12 at the free throw line**.
- **Vandy:** Only had 1 point, 1 steal and 3 rebounds in 10:27 played ... However, the point, steal and two boards came inside the final 20 seconds to give Arkansas a chance to tie/win ... **Also, in 10:27 minutes played, tied for the team lead in Plus-Minus at +10.**
- **Missouri:** Recorded his 11th career blocked shot and first as a Razorback, which made SEC Now's Patric (Young's) Poster segment.
- **Texas A&M:** Only had two assists, but both came in overtime and both baskets put the Hogs up three ... Also drew a charge and snapped am 0-for-9 dry spell from 3-point range (5-game stretch).
- **@ Georgia:** Was praised by Coach Musselman for his preparation and responded accordingly ... Only had nine assists and one steal in the first eight SEC games then, in game nine, dished out **season-highs of seven assists and had four steals**
- **Miss State:** Followed that with another outstanding performance at both ends ... Had 10 points and did not get score on the defensive end ... Drained two 3-pointers, including one with 25 seconds left to give Arkansas a 7-point lead and secure the win.
- **Auburn:** Was 4-of-4 at the free throw line and scored six points ... Sank two FT with 27 seconds left to put the Hogs up five

FT Pct.	.853	4th SEC	67th NCAA
FT Made	81	5th SEC	106th NCAA
FT Att	95	15th SEC	170th NCAA

• Led his tm/ARK in Pts:.....	32 / 4
• Led his tm/ARK in Assists:.....	29 / 1
• Led his tm/ARK Pts*Asss Same Gm:.....	11 / 0
• CAREER: Double-figure Pts:.....	75 / 9
Double-figure Assists:.....	0 / 0
20-pt gms:.....	18 / 2
Gms with a 3PT FG:.....	85 / 11
Gms with 3+ 3PT FG:.....	24 / 1
Gms with 3+ Steals:.....	9 / 1
Gms with 3+ Assists:.....	45 / 4
Gms with 5+ Assists:.....	19 / 2



## PERSONAL BESTS

### POINTS

Season:	26	vs UNI (11/17/21)
Career:	28 (2x)	last at Illinois (12/02/19)
SEC:	10	at Mississippi State (12/29/21)

### FG MADE

Season:	8	vs UNI (11/17/21)
Career:	11	at Illinois (12/02/19)
SEC:	3	at Mississippi State (12/29/21)

### FG ATTEMPTED

Season:	16	vs UNI (11/17/21)
Career:	23	at North Carolina (02/09/19)
SEC:	9	at Mississippi State (12/29/21)

### 3-PT FG MADE

Season:	4 (2x)	last vs Hofstra (12/18/21)
Career:	6 (2x)	vs Florida State (01/18/20)
SEC:	1 (3x)	last at Georgia (02/02/22)

### 3-PT FG ATT

Season:	9	vs Hofstra (12/18/21)
Career:	11 (2x)	vs Clemson (03/11/20)
SEC:	4	at Mississippi State (12/29/21)

### FT MADE

Season:	12	vs Elon (12/21/21)
Career:	14	vs Wake Forest (01/12/19)
SEC:	4	vs Auburn (02/08/22)

### FT ATTEMPTED

Season:	12	vs Elon (12/21/21)
Career:	14	vs Wake Forest (01/12/19)
SEC:	6	vs Texas A&M (01/22/22)

### REBOUNDS

Season:	3 (4x)	last vs Vanderbilt (01/04/22)
Career:	6	vs Loyola-Chicago (03/15/18)
SEC:	3	vs Vanderbilt (01/04/22)

### ASSISTS

Season:	7	at Georgia (02/02/22)
Career:	9	at Virginia Tech (03/08/19)
SEC:	7	at Georgia (02/02/22)

### STEALS

Season:	4	at Georgia (02/02/22)
Career:	5	vs Temple (12/17/19)
SEC:	4	at Georgia (02/02/22)

### BLOCKED SHOTS

Season:	1	vs Missouri (01/12/22)
Career:	2	vs Florida State (01/18/20)
SEC:	1	vs Missouri (01/12/22)

### MINUTES

Season:	31:13	vs Cincinnati (11/23/21)
Career:	40:55	vs Florida State (01/18/20)
SEC:	23:56	at Mississippi State (12/29/21)

## CHRIS LYKES' 2021-22 GAME STATS

Opponent	Date	GS	Min	FG	FGA	Pct	3FG	3A	Pct	FT	FTA	Pct	O	D	Tot	Avg	PF	FO	A	TO	Blk	Stl	Pts	Avg
MERCER	11/09/21	26	4	7	.571	1	1	1.000	7	8	.875	0	2	2	2.0	1	0	1	1	0	0	0	16	16.0
GARDNER-WEBB	11/13/21	16	2	5	.400	1	2	.500	0	2	.000	0	0	0	1.0	1	0	0	0	0	0	0	5	10.5
NORTHERN IOWA	11/17/21	31	8	16	.500	4	7	.571	6	7	.857	0	1	1	1.0	0	0	2	2	0	1	26	15.7	
vs Kansas State	11/22/21	28	2	7	.286	0	3	.000	10	10	1.000	0	3	3	1.5	2	0	2	2	0	0	14	15.3	
vs Cincinnati	11/23/21	31	3	12	.250	1	4	.250	8	10	.800	1	0	1	1.4	3	0	3	0	0	0	15	15.2	
PENN	11/28/21	17	0	7	.000	0	2	.000	0	0	.000	1	0	1	1.3	1	0	1	0	0	1	0	12.7	
CENTRAL ARKANSAS	12/01/21	21	3	7	.429	0	4	.000	3	4	.750	0	0	0	1.1	1	0	5	0	0	2	9	12.1	
LITTLE ROCK	12/04/21	27	3	8	.375	2	4	.500	6	7	.857	1	2	3	1.4	3	0	1	1	0	2	14	12.4	
CHARLOTTE	12/07/21	29	5	8	.625	1	2	.500	2	3	.667	0	2	2	1.4	0	0	3	1	0	1	13	12.4	
vs Oklahoma	12/11/21	30	2	8	.250	0	3	.000	2	2	1.000	0	1	1	1.4	3	0	2	1	0	1	6	11.8	
vs Hofstra	12/18/21	25	5	11	.455	4	9	.444	5	5	1.000	0	0	0	1.3	5	1	0	2	0	3	19	12.5	
ELON	12/21/21	*	26	4	8	.500	1	4	.250	12	12	1.000	0	2	2	1.3	0	0	1	2	0	1	21	13.2
at Mississippi State	12/29/21	*	24	3	9	.333	1	4	.250	3	3	1.000	0	0	0	1.2	2	0	2	4	0	1	10	12.9
VANDERBILT	01/04/22	11	0	3	.000	0	1	.000	1	2	.500	2	1	3	1.4	2	0	1	1	0	1	1	12.1	
at Texas A&M	01/08/22	10	0	3	.000	0	2	.000	1	2	.500	0	0	0	1.3	2	0	2	1	0	0	1	11.3	
MISSOURI	01/12/22	21	4	7	.571	0	2	.000	0	0	.000	0	0	0	1.2	3	0	2	1	1	0	8	11.1	
at LSU	01/15/22	21	2	11	.182	0	3	.000	2	2	1.000	0	1	1	1.2	4	0	0	1	0	0	6	10.8	
SOUTH CAROLINA	01/18/22	12	0	2	.000	0	1	.000	2	2	1.000	0	1	1	1.2	1	0	0	1	0	0	2	10.3	
TEXAS A&M	01/22/22	11	1	3	.333	1	1	1.000	3	6	.500	0	1	1	1.2	1	0	2	3	0	0	6	10.1	
at Ole Miss	01/26/22	1	0	0	.000	0	0	.000	0	0	.000	0	0	0	1.1	0	0	0	1	0	0	0	9.6	
WEST VIRGINIA	01/29/22	8	1	2	.500	0	0	.000	4	4	1.000	0	2	2	1.1	2	0	0	1	0	0	6	9.4	
at Georgia	02/02/22	18	4	8	.500	1	4	.250	0	0	.000	1	0	1	1.1	0	0	7	1	0	4	9	9.4	
MISSISSIPPI STATE	02/05/22	20	4	8	.500	2	3	.667	0	0	.000	0	2	2	1.2	2	0	2	0	0	2	10	9.4	
AUBURN	02/08/22	17	1	7	.143	0	3	.000	4	4	1.000	0	4	4	1.3	1	0	2	0	0	0	6	9.3	
Totals		2	481	61	167	.365	20	69	.290	81	95	.853	6	25	31	1.3	40	1	41	27	1	20	223	9.3

## CHRIS LYKES CAREER STATISTICS

Year	GP	GS	Min	Avg	FG	FGA	Pct	3FG	3FGA	Pct	FT	FTA	Pct	Off	Def	Tot	Avg	PF	FO	Ass	TO	Blk	Stl	Pts	Avg
2017-18 (MIA)	32	10	690	21.6	100	249	.402	48	139	.345	59	82	.720	3	36	39	1.2	70	0	75	58	1	25	307	9.6
2018-19 (MIA)	32	32	1082	33.8	171	421	.406	61	192	.318	114	146	.781	14	72	86	2.7	72	0	103	93	1	43	517	16.2
2019-20 (MIA)	26	24	780	30.0	140	324	.432	51	134	.381	70	86	.814	10	45	55	2.1	68	1	62	54	7	28	401	15.4
2020-21 (MIA)*	2	2	57	28.5	8	22	.364	5	11	.455	10	11	.909	0	8	8	4.0	4	0	11	3	1	4	31	15.5
2021-22 (ARK)	24	2	481	20.0	61	167	.365	20	69	.290	81	95	.853	6	25	31	1.3	40	1	41	27	1	20	223	9.3
TOTAL	116	70	3090	26.6	480	1183	.406	185	545	.339	334	420	.795	33	186	219	1.9	254	2	292	235	11	120	1479	12.8

\*- Played in two games in 2020-21 before suffering a season-ending injury

13

# CHANCE MOORE

Fr. | G | 6-5 | 195 | Brookhaven, Ga. | McEachern HS

GENERAL:

- **Made the Department's Honor Roll (3.0-3.49 GPA) for Fall 2021**
- A four-star recruit ... Rated 84th nationally by ESPN and 93rd by 247Sports Composite ... Averaged 19 pts and 9 rebounds his senior season

2021-22 HIGHLIGHTS:

- **Mizzou:** Scored his first career points and added two rebounds.
- **@ Georgia:** Made his first career 3-pointer and added a rebound in 1:26 action.

 @Chance3303

 @chance\_moore



## PERSONAL BESTS

### POINTS

Season: 3 at Georgia (02/02/22)  
SEC: 3 at Georgia (02/02/22)

### FG MADE

Season: 1 (2x) last at Georgia (02/02/22)  
SEC: 1 (2x) last at Georgia (02/02/22)

### FG ATTEMPTED

Season: 2 at Georgia (02/02/22)  
SEC: 2 at Georgia (02/02/22)

### 3-POINT FG MADE

Season: 1 at Georgia (02/02/22)  
SEC: 1 at Georgia (02/02/22)

### 3-PT FG ATTEMPTS

Season: 2 at Georgia (02/02/22)  
SEC: 2 at Georgia (02/02/22)

### FT MADE

Season: --  
SEC: --

### FT ATTEMPTED

Season: --  
SEC: --

### REBOUNDS

Season: 2 vs Missouri (01/12/22)  
SEC: 2 Missouri (01/12/22)

### ASSISTS

Season: --  
SEC: --

### STEALS

Season: --  
SEC: --

### BLOCKED SHOTS

Season: --  
Career: --

### MINUTES

Season: 2:35 vs Missouri (01/12/22)  
SEC: 2:35 vs Missouri (01/12/22)

## CHANCE MOORE'S 2021-22 GAME STATS

Opponent	Date	GS	Min	FG	FGA	Pct	3FG	3A	Pct	FT	FTA	Pct	O	D	Tot	Avg	PF	FO	A	TO	Blk	Stl	Pts	Avg
MERCER	11/09/21	DNP																						
GARDNER-WEBB	11/13/21	2		0	0	.000	0	0	.000	0	0	.000	0	0	0	0.0	2	0	0	0	0	0	0	0.0
NORTHERN IOWA	11/17/21	DNP																						
vs Kansas State	11/22/21	DNP																						
vs Cincinnati	11/23/21	DNP																						
vs Penn	11/28/21	DNP																						
CENTRAL ARKANSAS	12/01/21	2		0	1	.000	0	0	.000	0	0	.000	0	0	0	0.0	0	0	0	0	0	0	0	0.0
LITTLE ROCK	12/04/21	DNP																						
CHARLOTTE	12/07/21	DNP																						
vs Oklahoma	12/11/21	DNP																						
vs Hofstra	12/18/21	DNP																						
ELON	12/21/21	DNP																						
at Mississippi State	12/29/21	DNP-Illness																						
VANDERBILT	01/04/22	DNP																						
at Texas A&M	01/08/22	DNP																						
MISSOURI	01/12/22	3		1	1	1.000	0	0	.000	0	0	.000	0	2	2	0.7	0	0	0	0	0	0	2	0.7
at LSU	01/15/22	DNP																						
SOUTH CAROLINA	01/18/22	DNP-Illness																						
TEXAS A&M	01/22/22	DNP																						
WEST VIRGINIA	01/29/22	DNP																						
at Georgia	02/02/22	1		1	2	.500	1	2	.500	0	0	.000	1	0	1	0.8	0	0	0	0	0	0	3	1.3
MISSISSIPPI STATE	02/05/22	DNP																						
AUBURN	02/08/22	DNP																						
Totals		0	8	2	4	.500	1	2	.500	0	0	.000	1	2	3	0.8	2	0	0	0	0	0	5	1.3

## CHANCE MOORE CAREER STATISTICS

Year	GP	GS	Min	Avg	FG	FGA	Pct	3FG	3FGA	Pct	FT	FTA	Pct	Off	Def	Tot	Avg	PF	FO	Ast	TO	Blk	Stl	Pts	Avg
2021-22	4	0	8	2.0	2	4	.500	1	2	.500	0	0	.000	1	2	3	0.8	2	0	0	0	0	0	5	1.3



14

## JAXSON ROBINSON

\*So. | G | 6-6 | 185 | Ada, Okla. | Ada HS | Texas A&amp;M

## GENERAL:

## • Made the Department's Honor Roll (3.0-3.49 GPA) for Fall 2021

• Played one season (2020-21) at Texas A&M ... Was a four-star prospect by 247Sports, ESPN and Rivals ... Ranked 62nd nationally and 16th at his position by 247Sports ... Previously was a top 50 recruit of 2021 class but reclassified to the 2020 signing class.

## 2021-22 HIGHLIGHTS:

- **GWU:** Tied career highs with six points and making two 3-pointers ... Recorded his second career blocked shot.
- **UCA:** Played a then season-high 15:15 and scored a career-high seven points (3-6 FG / 1-3 3PT).
- **LR:** Played a season-high 15:27 ... Scored 5 points and added a **career-high two assists** while recording his fourth career steal.
- **Hofstra:** Pumped in a then career-high nine points — all inside the final 1:02 — on making a then career-high 3-of-4 shooting from 3-point range.
- **Elon:** Earned his first start as a Razorback and responded by scoring a **career-high 14 points** ... Made his first three 3's - to tie a career high - and was a **career-best 3-of-3 at the free throw line**.
- **@ Miss State:** Tied his **career-high with seven rebounds**, tying for the team lead and **played a career-high 31:42**.
- **Vandy:** Dished out a **career-high three assists**.

• Led his team/ARK in Pts: ..... 0 / 0  
 • Led his team/ARK in Rebs: ..... 1 / 1  
 • CAREER: Double-figure Pts: ..... 1 / 1  
 20-pt gms: ..... 0 / 0  
 Gms with a 3PT FG: ..... 11 / 7  
 Gms with 3+ 3PT FG: ..... 2 / 2  
 Gms with 3+ Steals: ..... 0 / 0  
 Gms with 3+ Assists: ..... 1 / 1  
 Gms with 3+ Rebs: ..... 3 / 2

@Robinsonjaxx

@j4sonn

\* - Will be granted an extra year of eligibility due to COVID-19 in 2020-21



## PERSONAL BESTS

## POINTS

Season: 14 vs Elon (12/21/21)  
 Career: 14 vs Elon (12/21/21)  
 SEC: 6 (4x) last at Miss State (12/29/21)

## FG MADE

Season: 4 vs Elon (12/21/21)  
 Career: 4 vs Elon (12/21/21)  
 SEC: 2 (5x) last at Miss State (12/29/21)

## FG ATTEMPTED

Season: 7 (2x) last vs Elon (12/21/21)  
 Career: 7 (2x) last vs Elon (12/21/21)  
 SEC: 6 at LSU (12/29/20)

## 3-PT FG MADE

Season: 3 (2x) vs Elon (12/21/21)  
 Career: 3 (2x) vs Elon (12/21/21)  
 SEC: 2 (4x) last at Miss State (12/29/21)

## 3-PT FG ATT

Season: 7 (2x) last at Mississippi State (12/29/21)  
 Career: 7 (2x) last at Miss State (12/29/21)  
 SEC: 7 (2x) last at Miss State (12/29/21)

## FT MADE

Season: 3 vs Elon (12/21/21)  
 Career: 3 vs Elon (12/21/21)  
 SEC: --

## FT ATTEMPTED

Season: 3 vs Elon (12/21/21)  
 Career: 3 vs Elon (12/21/21)  
 SEC: 1 vs Tennessee (01/09/21)

## REBOUNDS

Season: 7 at Mississippi State (12/29/21)  
 Career: 7 (2x) last at Miss State (12/29/21)  
 SEC: 7 (2x) last at Miss State (12/29/21)

## ASSISTS

Season: 3 vs Vanderbilt (01/04/22)  
 Career: 3 vs Vanderbilt (01/04/22)  
 SEC: 3 vs Vanderbilt (01/04/22)

## STEALS

Season: 1 vs Little Rock (12/04/21)  
 Career: 1 (4x) last vs Little Rock (12/04/21)  
 SEC: 1 (2x) last at Ole Miss (01/23/21)

## BLOCKED SHOTS

Season: 1 (3x) vs Vanderbilt (01/04/22)  
 Career: 1 (4x) vs Vanderbilt (01/04/22)  
 SEC: 3 vs Vanderbilt (01/04/22)

## MINUTES

Season: 31:42 at Mississippi State (12/29/21)  
 Career: 31:42 at Mississippi State (12/29/21)  
 SEC: 31:42 at Mississippi State (12/29/21)

## JAXSON ROBINSON'S 2021-22 GAME STATS

Opponent	Date	GS	Min	FG	FGA	Pct	3FG	3A	Pct	FT	FTA	Pct	O	D	Tot	Avg	PF	FO	A	TO	Blk	Stl	Pts	Avg
MERCER	11/09/21	DNP																						
GARDNER-WEBB	11/13/21	11		2	7	.286	2	7	.286	0	0	.000	1	0	1	1.0	1	0	0	0	1	0	6	6.0
NORTHERN IOWA	11/17/21	DNP																						
vs Kansas State	11/22/21	DNP																						
vs Cincinnati	11/23/21	DNP																						
PENN	11/28/21	0+		0	0	.000	0	0	.000	0	0	.000	0	0	0	0.5	0	0	0	0	0	0	0	3.0
CENTRAL ARKANSAS	12/01/21	16		3	6	.500	1	3	.333	0	0	.000	1	0	1	0.7	1	0	0	0	0	0	7	4.3
LITTLE ROCK	12/04/21	15		2	6	.333	1	5	.200	0	0	.000	0	3	3	1.3	1	0	2	0	0	1	5	4.5
CHARLOTTE	12/07/21	5		1	2	.500	0	1	.000	0	0	.000	0	0	0	1.0	0	0	0	0	0	0	2	4.0
vs Oklahoma	12/11/21	DNP																						
vs Hofstra	12/18/21	7		3	4	.750	3	4	.750	0	0	.000	0	0	0	0.8	0	0	1	0	0	0	9	4.8
ELON	12/21/21	* 20		4	7	.571	3	6	.500	3	3	1.000	1	2	3	1.1	1	0	0	2	1	0	14	6.1
at Mississippi State	12/29/21	* 31		2	7	.286	2	7	.286	0	0	.000	1	6	7	1.9	3	0	1	2	0	0	6	6.1
VANDERBILT	01/04/22	* 31		1	5	.200	1	5	.200	0	0	.000	0	3	3	2.0	3	0	3	1	1	0	3	5.8
at Texas A&M	01/08/22	* 9		0	2	.000	0	1	.000	0	0	.000	1	0	1	1.9	0	0	0	1	1	0	0	5.2
MISSOURI	01/12/22	5		0	1	.000	0	1	.000	0	0	.000	0	0	0	1.7	0	0	0	0	0	0	0	4.7
at LSU	01/15/22	DNP																						
TEXAS A&M	01/22/22	DNP																						
SOUTH CAROLINA	01/18/22	4		0	0	.000	0	0	.000	0	0	.000	0	1	1	1.7	0	0	0	0	0	0	0	4.3
at Ole Miss	01/26/22	DNP																						
WEST VIRGINIA	01/29/22	DNP																						
at Georgia	02/02/22	3		0	1	.000	0	1	.000	0	0	.000	0	0	0	1.5	1	0	0	0	0	0	0	4.0
MISSISSIPPI STATE	02/05/22	DNP																						
AUBURN	02/08/22	DNP																						
Totals		4	157	18	48	.375	13	41	.317	3	3	1.000	5	15	20	1.5	11	0	7	6	4	1	52	4.0

## JAXSON ROBINSON CAREER STATISTICS

Year	GP	GS	Min	Avg	FG	FGA	Pct	3FG	3FGA	Pct	FT	FTA	Pct	Off	Def	Tot	Avg	PF	FO	Ass	TO	Blk	Stl	Pts	Avg
2020-21 (TXAM)	14	4	137	9.7	11	31	.355	8	28	.268	0	1	.000	4	11	15	1.1	10	0	4	5	1	3	30	2.1
2021-22 (ARK)	13	4	157	12.1	18	48	.375	13	41	.317	3	3	1.000	5	15	20	1.5	11	0	7	6	4	1	52	4.0
<b>TOTAL</b>	<b>27</b>	<b>8</b>	<b>294</b>	<b>10.9</b>	<b>29</b>	<b>79</b>	<b>.367</b>	<b>21</b>	<b>69</b>	<b>.304</b>	<b>3</b>	<b>4</b>	<b>.750</b>	<b>9</b>	<b>26</b>	<b>35</b>	<b>1.3</b>	<b>21</b>	<b>0</b>	<b>11</b>	<b>11</b>	<b>5</b>	<b>4</b>	<b>82</b>	<b>3.0</b>

20

## KAMANI JOHNSON

R-Jr. | F | 6-7 | 235 | Brooklyn, N.Y. | Holy Spirit (Ga.) Prep School | Little Rock

## GENERAL:

- Played two seasons at Little Rock ... Sat out 2020-21 att Arkansas per NCAA transfer rules ... Signed with Arkansas on Oct. 26, 2020, and joined the team on Dec. 19, 2020 ... **Third team All-Sun Belt** selection at Little Rock ... His 144 free throws made in 2019-20 ranked sixth in UALR history for a single season ... In the NCAA, ranked 26th in free throw attempts with a Sun Belt-best 198 and ranked 49th nationally in free throws made (144).

## 2021-22 HIGHLIGHTS

- GWU:** Had six rebounds in eight minutes.
- Cincy:** Turned in four solid minutes in the first half with two rebounds and a blocked shot.
- Elon:** Led the team with a **season-high seven rebounds** ... **Blocked a career-high three shots** ... Attempted 13 free throws in just 16:32 minutes played ... **Scored a season-high 15 points**, his best as a Razorback ... Became the fourth Razorback player since 1996-97 to get 15+ points, 7+ rebounds and 3+ blocks off the bench, along with Connor Vannover, Daniel Gafford (2x) and Darian Townes (2x) (HogStats).
- @ A&M:** Had his best overall game as a Razorback and provided a spark as the Hogs trimmed a 17-point deficit to a minute to play ... Led the team with a Plus-Minus of 7 in 18:30 played ... Grabbed eight rebounds — four offensive and four defensive — and made 5-of-6 at the line ... Added an assist, steal and blocked shot while taking his first charge of the season.
- Mizzou:** Earned his first start as a Razorback and played well in his 8:45 before leaving the game with an ankle injury ... In his short time, was 2-of-3 from the field with four rebounds and carried a +18.
- @ Ole Miss:** Was productive in his seven minutes with three rebounds, including an offensive tip-in, and a blocked shot.
- @ Georgia:** Helped Arkansas take control of the game with Jaylin Williams out with foul trouble in the first half ... Was 2-of-2 from the field with four rebounds, an assist and drew a charge as Arkansas went from down one (36-35) to up five.
- Miss State:** Once again, played valuable minutes when Jaylin Williams was battling foul trouble ... Had seven points with six rebounds (four offensive) and two assists.

## DOUBLE-DOUBLES (4)

## SOPHOMORE (4)

11/27/19 • ALCORN STATE	17 pts	12 reb
01/02/20 • TEXAS STATE	15 pts	10 reb
01/04/20 • UT ARLINGTON	30 pts	13 reb
02/22/20 • at Arkansas St.	32 pts	16 reb

^ - Back-to-Back games

• Led his team/ARK in Pts: .....	5 / 0
• Led his team/ARK in Rebs: .....	11 / 1
• Led his team/ARK in Assists: .....	7 / 0
• Led his tm/ARK in PTS+REB Same Gm: .....	3 / 0
• Led his tm/ARK in P+R+A Same Gm: .....	2 / 0
• CAREER: Double-figure Pts: .....	20 / 0
Double-figure Rebs: .....	7 / 0
20-pt gms - 30-pt gms: .....	3 - 2
Gms with a 3PT Made: .....	0 / 0
Gms with 3+ Assists: .....	17 / 0
Gms with 5+ Rebs: .....	40 / 3

@KamaniJohnson20

@Kamani\_Johnson



## PERSONAL BESTS

## POINTS

Season: 15	vs Elon (12/21/21)
Career: 32	at Arkansas State (02/22/20)
SEC: 7 (2x)	last vs Mississippi State (02/05/22)

## FG MADE

Season: 3 (2x)	last vs Mississippi State (02/05/22)
Career: 9	at Arkansas State (02/22/20)
SEC: 3	vs Mississippi State (02/05/22)

## FG ATTEMPTED

Season: 5	vs Mississippi State (02/05/22)
Career: 13	at Memphis (11/20/19)
SEC: 5	vs Mississippi State (02/05/22)

## 3-PT FG MADE

Season: --	
Career: --	
SEC: --	

## 3-PT FG ATT

Season: --	
Career: 1 (2x)	last at Memphis (11/20/19)
SEC: --	

## FT MADE

Season: 9	vs Elon (12/21/21)
Career: 14	at Arkansas State (02/22/20)
SEC: 5	at Texas A&M (01/08/22)

## FT ATTEMPTED

Season: 13	vs Elon (12/21/21)
Career: 16	at Arkansas State (02/22/20)
SEC: 6	at Texas A&M (01/08/22)

## REBOUNDS

Season: 8	at Texas A&M (01/08/22)
Career: 20	at Arkansas State (02/22/20)
SEC: 8	at Texas A&M (01/08/22)

## ASSISTS

Season: 2	vs Mississippi State (02/05/22)
Career: 6	vs Appalachian State (02/01/20)
SEC: 2	vs Mississippi State (02/05/22)

## STEALS

Season: 1 (2x)	last at Texas A&M (01/08/22)
Career: 3	vs Arkansas State (02/02/19)
SEC: 1	at Texas A&M (01/08/22)

## BLOCKED SHOTS

Season: 3	vs Elon (12/21/21)
Career: 3	vs Elon (12/21/21)
SEC: 1	at Texas A&M (01/08/22)

## MINUTES

Season: 18:30	at Texas A&M (01/08/22)
Career: 38:42	vs UT Arlington (01/04/20)
SEC: 18:30	at Texas A&M (01/08/22)

## KAMANI JOHNSON'S 2021-22 GAME STATS

Opponent	Date	GS	Min	FG	FGA	Pct	3FG	3A	Pct	FT	FTA	Pct	O	D	Tot	Avg	PF	FO	A	TO	Blk	Stl	Pts	Avg	
MERCER	11/09/21	1	0	0	.000		0	0	.000	0	0	.000	1	0	1	1.0	0	0	1	1	0	0	0	0.0	
GARDNER-WEBB	11/13/21	8	1	1	1.000		0	0	.000								0	0	0	2	0	0	5	2.5	
NORTHERN IOWA	11/17/21	DNP																							
vs Kansas State	11/22/21	DNP																							
vs Cincinnati	11/23/21	4	0	0	.000		0	0	.000	0	0	.000	2	0	2	3.0	1	0	0	1	1	0	0	1.7	
PENN	11/28/21	5	1	1	1.000		0	0	.000	0	2	.000	2	1	3	3.0	1	0	0	2	1	0	2	1.8	
CENTRAL ARKANSAS	12/01/21	9	1	1	1.000		0	0	.000	0	0	.000	0	2	2	2.8	2	0	0	0	0	1	2	1.8	
LITTLE ROCK	12/04/21	DNP																							
CHARLOTTE	12/07/21	3	0	0	.000		0	0	.000	0	0	.000	0	0	0	2.3	0	0	0	0	0	0	0	1.5	
vs Oklahoma	12/11/21	DNP																							
vs Hofstra	12/18/21	DNP																							
ELON	12/21/21	16	3	4	.750		0	0	.000	9	13	.692	1	6	7	3.0	2	0	0	2	3	0	15	3.4	
at Mississippi State	12/29/21	DNP																							
VANDERBILT	01/04/22	7	0	0	.000		0	0	.000	0	0	.000	0	1	1	2.8	1	0	0	0	0	0	0	3.0	
at Texas A&M	01/08/22	19	1	1	1.000		0	0	.000	5	6	.833	4	4	8	3.3	4	0	1	0	1	1	7	3.4	
MISSOURI	01/12/22	*	9	2	3	.667		0	0	.000	0	2	.000	1	3	4	3.4	2	0	0	1	0	0	4	3.5
at LSU	01/15/22	DNP-Inj																							
SOUTH CAROLINA	01/18/22	DNP-Inj																							
TEXAS A&M	01/22/22	1	0	0	.000		0	0	.000	0	0	.000	0	0	0	3.1	0	0	0	0	0	0	0	3.2	
at Ole Miss	01/26/22	7	1	1	1.000		0	0	.000	0	0	.000	1	2	3	3.1	2	0	0	0	1	0	2	3.1	
WEST VIRGINIA	01/29/22	4	0	0	.000		0	0	.000	0	0	.000	0	1	1	2.9	2	0	0	1	0	0	0	2.8	
at Georgia	02/02/22	11	2	2	1.000		0	0	.000	0	0	.000	2	2	4	3.0	4	0	1	1	0	0	4	2.9	
MISSISSIPPI STATE	02/05/22	13	3	5	.600		0	0	.000	1	5	.200	4	2	6	3.2	2	0	2	1	0	0	7	3.2	
AUBURN	02/08/22	12	0	1	.000		0	0	.000	0	0	.000	0	2	2	3.1	1	0	1	1	1	0	0	3.0	
Totals		1	129	15	20	.750	0	0	.000	18	33	.545	20	30	50	3.1	24	0	6	13	8	2	48	3.0	

## KAMANI JOHNSON CAREER STATISTICS

Year	GP	GS	Min	Avg	FG	FGA	Pct	3FG	3FGA	Pct	FT	FTA	Pct	Off	Def	Tot	Avg	PF	FO	Ass	TO	Blk	Stl	Pts	Avg
2018-19 (UALR)	27	15	519	19.2	53	96	.552	0	1	.000	33	65	.508	51	79	130	4.8	85	5	37	41	13	14	139	5.1
2019-20 (UALR)	31	28	860	27.7	98	191	.513	0	1	.000	144	198	.727	94	113	207	6.7	99	5	68	67	15	23	340	11.0
2021-22 (ARK)	16	1	129	8.1	15	20	.750	0	0	.000	18	33	.545	20	30	50	3.1	24	0	6	13	8	2	48	3.0
TOTAL	74	44	1508	20.4	166	307	.541	0	2	.000	195	296	.659	165	222	387	5.2	208	10	111	121	36	39	527	7.1

# 23 CONNOR VANOVER

\*Jr. | F | 7-3 | 215 | Little Rock, Ark. | Findlay Prep (Nev.) | Univ. of California

## GENERAL:

- Named the SEC Winter Academic Honor Roll ... Played his freshman season at Cal, Sat out 2019-20 season at Arkansas ... In 2020-19, was 1 of 3 players in the NCAA to have at least 50 blocked shots and 20 3-pointers made ... In fact, Vanover is the first Arkansas player with 50+ blocks and 20+ 3's made in a season and only nine other Hogs have reached those levels in an entire career (HogStats.com).

## 2021-22 HIGHLIGHTS:

- GWU:** Set the tone early and produced one of his best overall games with a team-best 19 points, seven rebounds, three blocked shots and two assists in just 17 minutes ... Down six with 6:30 left in the first half, keyed a 29-5 run to put the Hogs up 18 with eight points, three rebounds and two blocked shots during the run.
- HOF Classic:** Helped Arkansas to an 18-point halftime lead vs K-State by scoring 10 of his 14 points in the period ... Sank a career-high 9-of-9 from the free throw line, including 8-of-8 in the first half ... Was productive in his 17 minutes vs Cincy with 8 points, 6 rebounds and a blocked shot.
- Penn:** Only scored six points, but it was the first six points of the second half to push the 11-point halftime lead to 17.

Blocks/Gm 0.82 20th SEC 344th NCAA

**Led his team/ARK in Pts: ..... 5 / 4**  
**Led his team/ARK in Rebs: ..... 7 / 5**  
**CAREER: Double-figure Pts: ..... 16 / 9**  
**Double-figure rebs: ..... 2 / 2**  
**20-pt gms: ..... 2 / 1**  
**Gms with a 3 PT FG: ..... 30 / 18**  
**Gms with 3+ 3PT FG: ..... 2 / 1**  
**Gms with 3+ Blks: ..... 13 / 9**

## PLAYERS IN THE NCAA IN 2020-21

### WITH 50+ BLOCKS AND 20+ 3'S MADE

Connor Vanover, ARK 51 blocks 24 3's  
 Hayden Koval, UNCG 65 blocks 26 3's  
 Jay Huff, UVA 62 blocks 28 3's

Vanover the first Arkansas player with 50+ blocks and 20+ 3's made in a season. Only 10 Hogs, including Vanover, have reached those levels in an entire career: (HogStats.com)

Carl Baker (54 BLK • 29 3's) Todd Day (102 BLK • 226 3's)  
 Ron Huery (70 BLK • 94 3's) Vincent Hunter (79 BLK • 32 3's)  
 Bobby Portis (104 BLK • 23 3's) Marshawn Powell (96 BLK • 42 3's)  
 Michael Qualls (55 BLK • 103 3's) Darnell Robinson (62 BLK • 28 3's)  
 Mike Washington (107 BLK • 22 3's) Connor Vanover (95 BLK • 52 3's)

@Vanover\_Connor

@cv\_23

\* - Will be granted an extra year of eligibility due to COVID-19 in 2020-21



## PERSONAL BESTS

### POINTS

Season: 19 vs Gardner-Webb (11/13/21)  
 Career: 24 at Stanford (03/07/19)  
 SEC: 17 at Auburn (12/30/20)

### FG MADE

Season: 7 vs Gardner-Webb (11/13/21)  
 Career: 9 at Stanford (03/07/19)  
 SEC: 6 vs Mississippi State (02/02/21)

### FG ATTEMPTED

Season: 12 vs Gardner-Webb (11/13/21)  
 Career: 15 vs Washington (02/28/19)  
 SEC: 11 (3x) last vs Mississippi State (02/02/21)

### 3-POINT FG MADE

Season: 1 vs Gardner-Webb (11/13/21)  
 Career: 5 at Stanford (03/07/19)  
 SEC: 2 (2x) last at Missouri (02/13/21)

### 3-PT FG ATTEMPTS

Season: 3 vs Kansas State (11/22/21)  
 Career: 8 vs Lipscomb (12/05/20)  
 SEC: 6 at Auburn (12/30/20)

### FT MADE

Season: 8 vs Kansas State (11/22/21)  
 Career: 8 vs Kansas State (11/22/21)  
 SEC: 6 at Auburn (12/30/20)

### FT ATTEMPTED

Season: 9 vs Kansas State (11/22/21)  
 Career: 9 vs Kansas State (11/22/21)  
 SEC: 6 at Auburn (12/30/20)

### REBOUNDS

Season: 7 vs Gardner-Webb (11/13/21)  
 Career: 16 vs North Texas (11/28/20)  
 SEC: 8 vs Mississippi State (02/02/21)

### ASSISTS

Season: 2 vs Gardner-Webb (11/13/21)  
 Career: 2 (7x) last at Missouri (02/13/21)  
 SEC: 2 (2x) last at Missouri (02/13/21)

### STEALS

Season: 1 (2x) last vs Missouri (01/12/22)  
 Career: 3 vs Southern (12/19/20)  
 SEC: 2 (2x) last vs Mississippi State (02/02/21)

### BLOCKED SHOTS

Season: 3 vs Gardner-Webb (11/13/21)  
 Career: 6 (2x) last vs North Texas (11/28/20)  
 SEC: 5 vs Ole Miss (01/27/21)

### MINUTES

Season: 20:02 vs Kansas State (11/22/21)  
 Career: 34:05 vs North Texas (11/28/20)  
 SEC: 28:45 at Auburn (12/30/20)

## CONNOR VANOVER'S 2021-22 GAME STATS

Opponent	Date	GS	Min	FG	FGA	Pct	3FG	3A	Pct	FT	FTA	Pct	O	D	Tot	Avg	PF	FO	A	TO	Blk	Stl	Pts	Avg
MERCER	11/09/21		DNP																					
GARDNER-WEBB	11/13/21	*	17	7	12	.583	1	2	.500	4	4	1.000	3	4	7	7.0	1	0	2	0	3	0	19	19.0
NORTHERN IOWA	11/17/21	*	5	1	4	.250	0	2	.000	0	0	.000	0	1	1	4.0	0	0	0	0	1	0	2	10.5
vs Kansas State	11/22/21	*	21	3	7	.429	0	3	.000	8	9	.889	3	2	5	4.3	1	0	0	0	1	0	14	11.7
vs Cincinnati	11/23/21	*	17	4	8	.500	0	1	.000	0	0	.000	1	5	6	4.8	1	0	0	0	1	0	8	10.8
PENN	11/28/21	*	12	2	3	.667	0	1	.000	2	2	1.000	1	3	4	4.6	0	0	0	0	0	0	6	9.8
CENTRAL ARKANSAS	12/01/21	*	9	1	1	1.000	0	0	.000	0	2	.000	1	2	3	4.3	0	0	1	1	0	1	2	8.5
LITTLE ROCK	12/04/21	*	6	0	2	.000	0	1	.000	0	0	.000	0	0	0	3.7	0	0	0	0	0	0	0	7.3
CHARLOTTE	12/07/21	*	8	3	5	.600	0	1	.000	0	0	.000	1	0	1	3.4	1	0	0	0	2	0	6	7.1
vs Oklahoma	12/11/21	*	4	0	1	.000	0	1	.000	0	0	.000	0	1	1	3.1	0	0	0	0	1	0	0	6.3
vs Hofstra	12/18/21		DNP																					
ELON	12/21/21	*	4	0	2	.000	0	0	.000	0	0	.000	0	1	1	2.9	0	0	0	0	0	0	0	5.7
at Mississippi State	12/29/21		6	0	1	.000	0	0	.000	0	0	.000	1	0	1	2.7	0	0	0	1	0	0	0	5.2
VANDERBILT	01/04/22	0+	0	0	0	.000	0	0	.000	0	0	.000	0	0	0	2.5	0	0	0	0	0	0	0	4.8
at Texas A&M	01/08/22		DNP																					
MISSOURI	01/12/22		3	1	2	.500	0	1	.000	0	0	.000	1	0	1	2.4	0	0	1	1	0	1	2	4.5
at LSU	01/15/22		1	0	1	.000	0	0	.000	0	0	.000	0	0	0	2.2	0	0	0	0	0	0	0	4.2
SOUTH CAROLINA	01/18/22		2	0	2	.000	0	0	.000	0	0	.000	0	0	0	2.1	0	0	0	0	0	0	0	3.9
TEXAS A&M	01/22/22		DNP																					
at Ole Miss	01/26/22		DNP																					
WEST VIRGINIA	01/29/22		DNP-Illness																					
at Georgia	02/02/22		DNP-Illness																					
MISSISSIPPI STATE	02/05/22		DNP																					
AUBURN	02/08/22		DNP																					
Totals		10	115	22	51	.431	1	13	.077	14	17	.824	12	19	31	2.1	4	0	4	3	9	2	59	3.9

## CONNOR VANOVER CAREER STATISTICS

Year	GP	GS	Min	Avg	FG	FGA	Pct	3FG	3FGA	Pct	FT	FTA	Pct	Off	Def	Tot	Avg	PF	FO	Ass	TO	Blk	Stl	Pts	Avg
2018-19 (CAL)	28	15	491	17.5	83	177	.469	27	76	.355	16	24	.667	21	62	83	3.0	38	2	5	18	35	7	209	7.5
2020-21 (ARK)	29	27	483	16.7	70	155	.452	24	74	.324	20	21	.952	27	104	131	4.5	37	0	14	21	51	13	184	6.3
2021-22 (ARK)	15	10	115	7.7	22	51	.431	1	13	.077	14	17	.824	12	19	31	2.1	4	0	4	3	9	2	59	3.9
TOTAL	72	52	1089	15.1	175	383	.457	52	163	.319	50	62	.806	60	185	245	3.4	79	2	23	42	95	22	452	6.3



# ARKANSAS RAZORBACKS

## 2021-22 SEASON RESULTS & LEADERS

RECORD:	OVERALL	HOME	AWAY	NEUTRAL
ALL GAMES	19-5	14-1	3-2	2-2
CONFERENCE	8-3	5-1	3-2	0-0
NON-CONFERENCE	11-2	9-0	0-0	2-2

DATE	TIME (CT)	R A N K	OPPONENT	TV	RESULT	ATTEND	RECORD	(SEC)	HIGH POINTS	HIGH REBOUNDS
11/19/21	7:00 pm	16/15	— MERCER	SEC Network Plus	W 74-61	19200	1-0	--	(30) JD Notae	(11) Au'Diese Toney
11/13/21	2:00 pm	16/15	— GARDNER-WEBB	SEC Network Plus	W 86-69	19200	2-0	--	(19) Connor Vanover	(8) Jaylin Williams
11/17/21	7:00 pm	16/15	-- NORTHERN IOWA	SEC Network Plus	W 93-80	19200	3-0	--	(26) Chris Lykes	(9) Stanley Umude
11/22/21	8:00 pm	+ 13/12	-- vs Kansas State	ESPNews	W 72-64	9409	4-0	--	(14) Chris Lykes (14) Connor Vanover	(9) Au'Diese Toney
11/23/21	8:30 pm	+ 13/12	-- vs Cincinnati	ESPN2	W 73-67	7255	5-0	--	(19)Au'Diese Toney	(11)Jaylin Williams
11/28/21	3:00 pm	13/12	-- PENN	SEC Network	W 76-60	19200	6-0	--	(28)JD Notae	(9)JD Notae (9)Jaylin Williams
12/01/21	7:00 pm	10/9	-- CENTRAL ARKANSAS	SEC Network Plus	W 97-60	19200	7-0	--	(17)Stanley Umude	(13)Jaylin Williams
12/04/21	3:00 pm	10/9	-- LITTLE ROCK	SEC Network	W 93-78	19200	8-0	--	(18)Au'Diese Toney (18)JD Notae	(8)Au'Diese Toney
12/07/21	8:00 pm	12/10	-- CHARLOTTE	SEC Network	W 86-66	19200	9-0	--	(23)JD Notae	(10)JD Notae
12/11/21	12:30 pm	@ 12/10	RV/RV vs Oklahoma	ESPN2	66-88 L	12746	9-1	--	(26)Davonte Davis	(7)Jaylin Williams
12/18/21	7:00 pm	& 24/19	-- vs Hofstra	—	81-89 L	14685	9-2	--	(20)JD Notae	(8)Jaylin Williams
12/21/21	6:00 pm	RV/RV	-- ELON	SEC Network	W 81-55	19200	10-2	--	(21)Chris Lykes	(7)Kamani Johnson (7)JD Notae
12/29/21	4:00 pm	* --/RV	-- at Mississippi State	SEC Network	68-81 L	6629	10-3	0-1	(19)Stanley Umude	(7)Jaxson Robinson (7)Jaylin Williams
01/04/22	7:30 pm	* --/RV	-- VANDERBILT	SEC Network	74-75 L	19200	10-4	0-2	(28)Stanley Umude	(10)Jaylin Williams
01/08/22	12:00 pm	* --/RV	-- at Texas A&M	SEC Network	81-86 L	7967	10-5	0-3	(31)JD Notae	(11)Jaylin Williams
01/12/22	8:00 pm	* --	-- MISSOURI	SEC Network	W 87-43	19200	11-5	1-3	(19)JD Notae	(10)Jaylin Williams
01/15/22	1:00 pm	* --	12/12 at LSU	ESPN2	W 65-58	12734	12-5	2-3	(19)JD Notae	(13)Jaylin Williams
01/18/22	6:00 pm	* --	-- SOUTH CAROLINA	SEC Network	W 75-59	19200	13-5	3-3	(19)Jaylin Williams	(9)Jaylin Williams
01/22/22	7:30 pm	* --	RV/RV TEXAS A&M	SEC Network	(OT) W 76-73	19200	14-5	4-3	(17)JD Notae	(11)Jaylin Williams
01/26/22	6:00 pm	* --	-- at Ole Miss	SEC Network	W 64-55	6642	15-5	5-3	(25)JD Notae	(8)Jaylin Williams
01/29/22	1:00 pm	% --	-- WEST VIRGINIA	ESP2	W 77-68	19200	16-5	--	(19)Au'Diese Toney	(15)Jaylin Williams
02/02/22	7:00 pm	* RV/RV	-- at Georgia	ESPNU	W 99-73	6448	17-5	6-3	(31)Stanley Umude	(9)JD Notae
02/05/22	7:30 pm	* RV/RV	-- MISSISSIPPI STATE	SEC Network	W 63-55	19200	18-5	7-3	(14)JD Notae	(9)Jaylin Williams
02/08/22	6:00 pm	* RV/RV	1/2 AUBURN	ESPN2	(OT) W 80-76	<b>20327</b>	19-5	8-3	(28)JD Notae	(11)Jaylin Williams

BUD WALTON ARENA RECORD

Home Games in CAPS | \* - Southeastern Conference game | + Hall of Fame Classic (Kansas City, Mo. - T-Mobile Center) | % - Big 12/SEC Challenge  
@ - played in Tulsa, Okla. (BOK Center) | & - played in North Little Rock (Simmons Bank Arena) | ^ - SEC Tournament (Tampa, Fla. - Amalie Arena)

ATTENDANCE SUMMARY	GAMES	TOTALS	AVG/GAME
HOME	15	289127	19275
AWAY	5	40420	8084
NEUTRAL	4	44095	11024
TOTAL	24	373642	15568

### THE GRADES ARE IN

Arkansas basketball fared well in the classroom in the fall of 2021.

#### • AD's Honor Roll (3.50-3.99)

Lawson Blake

#### • Department Honor Roll (3.00-3.49)

Cade Arbogast Davonte Davis

Chris Lykes Chance Moore

Jaxson Robinson Stanley Umude

# ARKANSAS RAZORBACKS

## 2021-22 COMBINED REPORT

RECORD:	OVERALL	HOME	AWAY	NEUTRAL
ALL GAMES	19-5	14-1	3-2	2-2
CONFERENCE	8-3	5-1	3-2	0-0
NON-CONFERENCE	11-2	9-0	0-0	2-2

##	Player	GP	GS	Min	Avg	• TOTAL •			• 3-PTS •			• REBOUNDS •			PF		FO		A TO Blk Stl				Pts Avg			
						FG	FGA	Pct	3FG	FGA	Pct	FT	FTA	Pct											Off	Def
1	JD Notae	23	22	774	33.7	159	376	.423	51	167	.305	71	95	.747	13	94	107	4.7	59	2	81	60	15	55	440	19.1
5	Au'Diese Toney	24	21	751	31.3	89	156	.571	6	18	.333	79	103	.767	58	73	131	5.5	42	0	22	31	8	19	263	11.0
0	Stanley Umude	24	12	590	24.6	97	213	.455	23	69	.333	37	53	.698	30	75	105	4.4	51	1	24	40	20	24	254	10.6
10	Jaylin Williams	24	22	720	30.0	80	161	.497	11	35	.314	58	82	.707	35	186	221	9.2	61	1	67	46	31	36	229	9.5
11	Chris Lykes	24	2	481	20.0	61	167	.365	20	69	.290	81	95	.853	6	25	31	1.3	40	1	41	27	1	20	223	9.3
4	Davonte Davis	24	13	670	27.9	80	186	.430	12	47	.255	38	55	.691	31	72	103	4.3	66	1	76	48	0	29	210	8.8
14	Jaxson Robinson	13	4	157	12.1	18	48	.375	13	41	.317	3	3	1.000	5	15	20	1.5	11	0	7	6	4	1	52	4.0
23	Connor Vanover	15	10	115	7.7	22	51	.431	1	13	.077	14	17	.824	12	19	31	2.1	4	0	4	3	9	2	59	3.9
3	Trey Wade	24	11	371	15.5	32	61	.525	8	17	.471	11	15	.733	19	28	47	2.0	23	0	19	13	10	6	83	3.5
20	Kamani Johnson	16	1	129	8.1	15	20	.750	0	0	.000	18	33	.545	20	30	50	3.1	24	0	6	13	8	2	48	3.0
2	Khalen Robinson	15	2	76	5.1	7	24	.292	6	17	.353	1	3	.333	2	4	6	0.4	18	0	11	8	0	5	21	1.4
13	Chance Moore	4	0	8	2.0	2	4	.500	1	2	.500	0	0	.000	1	2	3	0.8	2	0	0	0	0	0	5	1.3
45	Lawson Blake	4	0	5	1.3	0	0	.000	0	0	.000	0	0	.000	0	0	0	0.0	0	0	0	0	0	0	0	0.0
21	Cade Arbogast	3	0	3	1.0	0	4	.000	0	2	.000	0	0	.000	2	1	3	1.0	0	0	1	0	0	0	0	0.0
TEAM.....															33	35	68	2.8	0	9				0		
Razprbacks.....		24				662	1471	.450	152	497	.306	411	554	.742	267	659	926	38.6	401	6	359	304	106	199	1887	78.6
Opponents.....		24				568	1377	.412	187	558	.335	316	443	.713	207	602	809	33.7	475	14	305	369	79	164	1639	68.3

### Team Statistics

	ARK	OPP
<b>SCORING</b>	<b>1887</b>	<b>1639</b>
Points per game	78.6	68.3
Scoring margin	+10.3	-
<b>FIELD GOALS-ATT</b>	<b>662-1471</b>	<b>568-1377</b>
Field goal pct	.450	.412
<b>3 POINT FG-ATT</b>	<b>152-497</b>	<b>187-558</b>
3-point FG pct	.306	.335
3-pt FG made per game	6.3	7.8
<b>FREE THROWS-ATT</b>	<b>411-554</b>	<b>316-443</b>
Free throw pct	.742	.713
F-Throws made per game	17.1	13.2
<b>REBOUNDS</b>	<b>926</b>	<b>809</b>
Rebounds per game	38.6	33.7
Rebounding margin	+4.9	-
<b>ASSISTS</b>	<b>359</b>	<b>305</b>
Assists per game	15.0	12.7
<b>TURNOVERS</b>	<b>304</b>	<b>369</b>
Turnovers per game	12.7	15.4
Turnover margin	+2.7	-
Assist/turnover ratio	1.2	0.8
<b>STEALS</b>	<b>199</b>	<b>164</b>
Steals per game	8.3	6.8
<b>BLOCKS</b>	<b>106</b>	<b>79</b>
Blocks per game	4.4	3.3
<b>ATTENDANCE</b>	<b>289127</b>	<b>84515</b>
Home games-Avg/Game	15-19275	5-8084
Neutral site-Avg/Game	-	4-11024

SCORE BY PERIODS:	1st	2nd	OT	Total
Arkansas	875	986	26	1887
Opponents	756	864	19	1639

Date	Ark. Rank	Opponent	Result	Score	Attend
11/09/21	16/15	MERCER	W	74-61	19200
11/13/21	16/15	GARDNER-WEBB	W	86-69	19200
11/17/21	16/15	NORTHERN IOWA	W	93-80	19200
+ 11/22/21	13/12	vs Kansas State	W	72-64	9409
+ 11/23/21	13/12	vs Cincinnati	W	73-67	7255
11/28/21	13/12	PENN	W	76-60	19200
12/01/21	10/9	CENTRAL ARKANSAS	W	97-60	19200
12/04/21	10/9	LITTLE ROCK	W	93-78	19200
12/07/21	12/10	CHARLOTTE	W	86-66	19200
@ 12/11/21	12/10	vs RV/RV Oklahoma	L	66-88	12746
& 12/18/21	24/19	vs Hofstra	L	81-89	14685
12/21/21	RV/RV	ELON	W	81-55	19200
* 12/29/21	--RV	at Mississippi State	L	68-81	6629
* 01/04/22	--RV	VANDERBILT	L	74-75	19200
* 01/08/22	--RV	at Texas A&M	L	81-86	7967
* 01/12/22	--	MISSOURI	W	87-43	19200
* 01/15/22	--	at #12/12 LSU	W	65-58	12734
* 01/18/22	--	SOUTH CAROLINA	W	75-59	19200
* 01/22/22	--	RV/RV TEXAS A&M	W (OT)	76-73	19200
* 01/26/22	--	at Ole Miss	W	64-55	6642
% 01/29/22	--	WEST VIRGINIA	W	77-68	19200
* 02/02/22	RV/RV	at Georgia	W	99-73	6448
* 02/05/22	RV/RV	MISSISSIPPI STATE	W	63-55	19200
* 02/08/22	RV/RV	#12 AUBURN	W (OT)	80-76	20327

\* = SEC game

+ Hall of Fame Classic (Kansas City, Mo. - T-Mobile Center)

@ - played in Tulsa, Okla. (BOK Center)

& - played in North Little Rock (Simmons Bank Arena)

% = SEC-Big 12 Challenge

^ - SEC Tournament (Tampa, Fla. - Amalie Arena)

**BUD WALTON ARENA RECORD**

# ARKANSAS RAZORBACKS

## 2021-22 SEASON STATISTICS • ALL GAMES



RECORD:	OVERALL	HOME	AWAY	NEUTRAL
ALL GAMES	19-5	14-1	3-2	2-2
CONFERENCE	8-3	5-1	3-2	0-0
NON-CONFERENCE	11-2	9-0	0-0	2-2

##	Player	GP	GS	• TOTAL •			• 3-PTS •			• REBOUNDS •			PF	FO	A	TO	Blk	St	Pts	Avg
				Min	Avg	FG	FGA	Pct	3FG	FGA	Pct	FT	FTA	Pct	Off	Def	Tot	Avg		
1	JD Notae	23	22	774	33.7	159	376	.423	51	167	.305	71	95	.747	13	94	107	4.7	59	19.1
5	Au'Diese Toney	24	21	751	31.3	89	156	.571	6	18	.333	79	103	.767	58	73	131	5.5	42	11.0
0	Stanley Umude	24	12	590	24.6	97	213	.455	23	69	.333	37	53	.698	30	75	105	4.4	51	10.6
10	Jaylin Williams	24	22	720	30.0	80	161	.497	11	35	.314	58	82	.707	35	186	221	9.2	61	9.5
11	Chris Lykes	24	2	481	20.0	61	167	.365	20	69	.290	81	95	.853	6	25	31	1.3	40	9.3
4	Davonte Davis	24	13	670	27.9	80	186	.430	12	47	.255	38	55	.691	31	72	103	4.3	66	8.8
14	Jaxson Robinson	13	4	157	12.1	18	48	.375	13	41	.317	3	3	1.000	5	15	20	1.5	11	4.0
23	Connor Vanover	15	10	115	7.7	22	51	.431	1	13	.077	14	17	.824	12	19	31	2.1	4	3.9
3	Trey Wade	24	11	371	15.5	32	61	.525	8	17	.471	11	15	.733	19	28	47	2.0	23	3.5
20	Kamani Johnson	16	1	129	8.1	15	20	.750	0	0	.000	18	33	.545	20	30	50	3.1	24	3.0
2	Khalen Robinson	15	2	76	5.1	7	24	.292	6	17	.353	1	3	.333	2	4	6	0.4	18	1.4
13	Chance Moore	4	0	8	2.0	2	4	.500	1	2	.500	0	0	.000	1	2	3	0.8	2	1.3
45	Lawson Blake	4	0	5	1.3	0	0	.000	0	0	.000	0	0	.000	0	0	0	0.0	0	0.0
21	Cade Arbogast	3	0	3	1.0	0	4	.000	0	2	.000	0	0	.000	2	1	3	1.0	0	0.0
TEAM.....															33	35	68	2.8	0	0
Arkansas.....				24		662	1471	.450	152	497	.306	411	554	.742	267	659	926	38.6	401	78.6
Opponents.....				24		568	1377	.412	187	558	.335	316	443	.713	207	602	809	33.7	475	68.3

SCORE BY PERIODS:	1st	2nd	OT	Total
Arkansas	875	986	26	1887
Opponents	756	864	19	1639

DEADBALL REBOUNDS:	OFF	DEF	TOTAL
Arkansas	71	11	82
Opponents	59	12	71

# ARKANSAS RAZORBACKS

## 2021-22 STATISTICS • SEC GAMES ONLY



RECORD:	OVERALL	HOME	AWAY
SEC ONLY	8-3	5-1	3-2

##	Player	GP	GS	• TOTAL •			• 3-PTS •			• REBOUNDS •			PF	FO	A	TO	Blk	St	Pts	Avg
				Min	Avg	FG	FGA	Pct	3FG	FGA	Pct	FT	FTA	Pct	Off	Def	Tot	Avg		
1	JD Notae	10	10	338	33.8	71	173	.410	23	73	.315	44	61	.721	8	40	48	4.8	28	20.9
0	Stanley Umude	11	9	317	28.8	52	113	.460	17	44	.386	21	29	.724	10	36	46	4.2	28	12.9
10	Jaylin Williams	11	11	350	31.8	46	92	.500	7	20	.350	38	47	.809	13	94	107	9.7	29	12.5
5	Au'Diese Toney	11	9	365	33.2	37	78	.474	3	10	.300	34	45	.756	25	25	50	4.5	21	10.1
4	Davonte Davis	11	2	277	25.2	29	71	.408	4	21	.190	17	22	.773	15	28	43	3.9	32	7.2
11	Chris Lykes	11	1	166	15.1	19	61	.311	5	24	.208	16	21	.762	3	10	13	1.2	18	5.4
3	Trey Wade	11	9	234	21.3	20	36	.556	7	12	.583	5	7	.714	12	16	28	2.5	14	4.7
20	Kamani Johnson	8	1	79	9.9	9	13	.692	0	0	.000	6	13	.462	12	16	28	3.5	16	3.0
13	Chance Moore	2	0	4	2.0	2	3	.667	1	2	.500	0	0	.000	1	2	3	1.5	0	2.5
14	Jaxson Robinson	6	3	83	13.8	3	16	.188	3	15	.200	0	0	.000	2	10	12	2.0	7	1.5
2	Khalen Robinson	5	0	21	4.2	1	5	.200	1	4	.250	0	1	.000	1	1	2	0.4	4	0.6
23	Connor Vanover	5	0	12	2.4	1	6	.167	0	1	.000	0	0	.000	2	0	2	0.4	0	0.4
21	Cade Arbogast	2	0	2	1.0	0	3	.000	0	1	.000	0	0	.000	2	1	3	1.5	0	0.0
45	Lawson Blake	2	0	2	1.0	0	0	.000	0	0	.000	0	0	.000	0	0	0	0.0	0	0.0
TEAM.....															17	14	31	2.8	0	0
The Hogs.....				11		290	670	.433	71	227	.313	181	246	.736	123	293	416	37.8	197	75.6
Opponents.....				11		250	629	.397	68	224	.304	166	237	.700	120	287	407	37.0	225	66.7

SCORE BY PERIODS:	1st	2nd	OT	Total
Arkansas	388	418	26	832
Opponents	342	373	19	734

DEADBALL REBOUNDS:	OFF	DEF	TOTAL
Arkansas	28	4	32
Opponents	33	7	40



# 2021-22 ARKANSAS RAZORBACKS GAME HIGHS

Opponent	DATE	SCORE	RESULT	POINTS	REBOUNDS	ASSISTS	STEALS	BLOCKED SHOTS
MERCER	11/09/21	74-61	W	30-JD Notae	11-Au'Diese Toney	5-Jaylin Williams	7-JD Notae	2-Jaylin Williams
GARDNER-WEBB	11/13/21	86-69	W	19-Connor Vanover	8-Jaylin Williams	6-Davonte Davis	2-JD Notae Davonte Davis	3-Connor Vanover
NORTHERN IOWA	11/17/21	93-80	W	26-Chris Lykes	9-Stanley Umude	9-JD Notae	2-JD Notae	3-Jaylin Williams
vs Kansas State	11/22/21	72-64	W	14-Connor Vanover Chris Lykes	9-Au'Diese Toney	5-JD Notae	3-JD Notae	1-Jaylin Williams Stanley Umude Connor Vanover
vs Cincinnati	11/23/21	73-67	W	19-Au'Diese Toney	11-Jaylin Williams	4-Jaylin Williams	2-JD Notae Jaylin Williams	1-Connor Vanover JD Notae Kamani Johnson
PENN	11/28/21	76-60	W	28-JD Notae	9-Jaylin Williams JD Notae	6-Jaylin Williams	2-JD Notae Davonte Davis	1-JD Notae Stanley Umude Kamani Johnson
CENTRAL ARKANSAS	12/01/21	97-60	W	17-Stanley Umude	13-Jaylin Williams	6-JD Notae	3-JD Notae	2-Stanley Umude Jaylin Williams
LITTLE ROCK	12/04/21	93-78	W	18-JD Notae Au'Diese Toney	8-Au'Diese Toney	7-Davonte Davis	2-JD Notae Chris Lykes	1-Au'Diese Toney Jaylin Williams
CHARLOTTE	12/07/21	86-66	W	23-JD Notae	10-JD Notae	8-Davonte Davis	4-JD Notae	2-Connor Vanover
vs Oklahoma	12/11/21	66-88	L	26-Davonte Davis	7-Jaylin Williams	3-Davonte Davis JD Notae	2-JD Notae Au'Diese Toney	1-Jaylin Williams Connor Vanover JD Notae
vs Hofstra	12/18/21	81-89	L	20-JD Notae	8-Jaylin Williams	4-Davonte Davis Khalen Robinson	3-Chris Lykes	2-Jaylin Williams Stanley Umude
ELON	12/21/21	81-55	W	21-Chris Lykes	7-JD Notae Kamani Johnson	6-Davonte Davis	1-Khalen Robinson Jaylin Williams JD Notae Chris Lykes Trey Wade	3-Trey Wade Kamani Johnson
at Mississippi State	12/29/21	68-81	L	19-Stanley Umude	7-Jaylin Williams Jaxson Robinson	6-Jaylin Williams	2-Davonte Davis Stanley Umude	3-Jaylin Williams
VANDERBILT	01/04/22	74-75	L	28-Stanley Umude	10-Jaylin Williams	5-JD Notae	5-JD Notae	1-Jaylin Williams JD Notae Jaxson Robinson Au'Diese Toney
at Texas A&M	01/08/22	81-86	L	31-JD Notae	11-Jaylin Williams	7-Davonte Davis	2-JD Notae	2-Jaylin Williams
MISSOURI	01/12/22	87-43	W	19-JD Notae	10-Jaylin Williams	4-Davonte Davis	3-Trey Wade Davonte Davis	3-Stanley Umude
at LSU	01/15/22	65-58	W	19-JD Notae	13-Jaylin Williams	4-JD Notae	3-Jaylin Williams	1-Au'Diese Toney Jaylin Williams
SOUTH CAROLINA	01/18/22	75-59	W	19-Jaylin Williams	9-Jaylin Williams	5-JD Notae	3-Au'Diese Toney	3-JD Notae
TEXAS A&M	01/22/22	76-73	WOT	17-JD Notae	11-Jaylin Williams	4-JD Notae	6-Jaylin Williams	3-Jaylin Williams
at Ole Miss	01/26/22	64-55	W	25-JD Notae	8-Jaylin Williams	5-JD Notae	2-Stanley Umude Jaylin Williams	3-Jaylin Williams
WEST VIRGINIA	01/29/22	77-68	W	19-Au'Diese Toney	15-Jaylin Williams	3-Davonte Davis Au'Diese Toney	2-Jaylin Williams	2-Jaylin Williams Stanley Umude
at Georgia	02/02/22	99-73	W	31-Stanley Umude	9-JD Notae	7-Chris Lykes	4-Chris Lykes	2-Stanley Umude Jaylin Williams
MISSISSIPPI STATE	02/05/22	63-55	W	14-JD Notae	9-Jaylin Williams	4-JD Notae	2-Chris Lykes Au'Diese Toney JD Notae	2-Jaylin Williams
AUBURN	02/08/22	80-76	WOT	28-JD Notae	11-Jaylin Williams	3-JD Notae	5-Davonte Davis	4-JD Notae

LED TEAM IN POINTS (including ties)	LED TEAM IN REBS (including ties)	LED TEAM IN ASSISTS (including ties)	LED TEAM IN STEALS (including ties)	LED TEAM IN BLKS (including ties)
Notae 12	Williams 17	Notae 11	Notae 14	Williams 15
Lykes 3	Notae 4	Davis 9	Williams 5	Umude 6
Umude 4	Toney 3	Williams 4	Lykes 5	Notae 6
Toney 3	Umude 1	Lykes 1	Davis 5	Vanover 5
Vanover 2	Johnson 1	K. Robinson 1	Toney 3	Johnson 3
Williams 1	J. Robinson 1	Toney 1	Wade 2	Toney 3
Davis 1			Umude 2	Wade 1
			K. Robinson 1	J. Robinson 1

## 2020-21 RAZORBACK GAME-BY-GAME STATISTICS

Opponent	Date	Score	W/L	• TOTAL •			• 3-PTRS •			• REBOUNDS •				PF	A	TO	Blk	Stl	Pts	Avg			
				FG	FGA	Pct	3FG	FGA	Pct	FT	FTA	Pct	Off								Def	Tot	Avg
MERCER	11/09/21	74-61	W	26	55	.473	6	21	.286	16	22	.727	11	24	35	35.0	6	13	15	2	12	74	74.0
GARDNER-WEBB	11/13/21	86-69	W	32	68	.471	13	27	.481	9	15	.600	12	27	39	37.0	17	23	9	5	6	86	80.0
NORTHERN IOWA	11/17/21	93-80	W	35	69	.507	10	24	.417	13	17	.765	7	32	39	37.7	14	21	5	6	7	93	84.3
vs Kansas State	11/22/21	72-64	W	21	58	.362	3	22	.136	27	34	.794	13	28	41	38.5	20	9	12	3	7	72	81.2
vs Cincinnati	11/23/21	73-67	W	23	66	.348	3	17	.176	24	32	.750	18	28	46	40.0	15	12	11	3	6	73	79.6
PENN	11/28/21	76-60	W	32	63	.508	3	17	.176	9	16	.563	11	33	44	40.7	14	17	15	3	8	76	79.0
CENTRAL ARKANSAS	12/01/21	97-60	W	40	73	.548	4	18	.222	13	26	.500	13	34	47	41.6	17	22	12	5	16	97	81.6
LITTLE ROCK	12/04/21	93-78	W	34	60	.567	6	20	.300	19	26	.731	8	23	31	40.2	16	20	8	2	8	93	83.0
CHARLOTTE	12/07/21	86-66	W	34	64	.531	3	13	.231	15	20	.750	15	26	41	40.3	13	14	13	3	9	86	83.3
vs Oklahoma	12/11/21	66-88	L	21	61	.344	7	24	.292	17	18	.944	9	20	29	39.2	18	10	14	3	6	66	81.6
vs Hofstra	12/18/21	81-89	L	29	65	.446	12	31	.387	11	13	.846	6	27	33	38.6	20	17	15	5	7	81	81.5
ELON	12/21/21	81-55	W	22	48	.458	8	22	.364	29	35	.829	10	31	41	38.8	16	14	13	10	5	81	81.5
at Mississippi State	12/29/21	68-81	L	25	59	.424	8	27	.296	10	14	.714	11	20	31	38.2	20	15	17	4	5	68	80.5
VANDERBILT	01/04/22	74-75	L	25	54	.463	6	22	.273	18	28	.643	8	20	28	37.5	20	14	14	4	11	74	80.0
at Texas A&M	01/08/22	81-86	L	27	66	.409	6	19	.316	21	29	.724	20	26	46	38.1	23	16	18	5	5	81	80.1
MISSOURI	01/12/22	87-43	W	32	64	.500	4	19	.211	19	26	.731	11	28	39	38.1	15	18	8	6	13	87	80.5
at LSU	01/15/22	65-58	W	23	55	.418	5	17	.294	14	18	.778	13	28	41	38.3	18	8	19	2	7	65	79.6
SOUTH CAROLINA	01/18/22	75-59	W	24	59	.407	0	11	.000	27	33	.818	14	29	43	38.6	19	8	11	5	7	75	79.3
TEXAS A&M	01/22/22	76-73	Wot	24	64	.375	7	20	.350	21	25	.840	13	28	41	38.7	17	16	16	6	14	76	79.2
at Ole Miss	01/26/22	64-55	W	24	50	.480	8	18	.444	8	12	.667	4	27	31	38.3	14	16	14	5	6	64	78.4
WEST VIRGINIA	01/29/22	77-68	W	23	51	.451	3	14	.214	28	34	.824	11	33	44	38.6	18	11	15	5	4	77	78.3
at Georgia	02/02/22	99-73	W	40	71	.563	15	28	.536	4	7	.571	7	28	35	38.4	17	23	13	5	11	99	79.3
MISSISSIPPI STATE	02/05/22	63-55	W	23	61	.377	4	19	.211	13	22	.591	11	28	39	38.4	17	12	6	4	8	63	78.6
AUBURN	02/08/22	80-76	Wot	23	67	.343	8	27	.296	26	32	.813	11	31	42	38.6	17	10	11	5	11	80	78.6
Arkansas		1887		662	1471	.450	152	497	.306	411	554	.742	267	659	926	38.6	401	359	304	106	199	1887	78.6
Opponents		1639		568	1377	.412	187	558	.335	316	443	.713	207	602	809	33.7	475	305	369	79	164	1639	68.3

Games played: 24

Points/game: 78.6

FG Pct: 45.0

3FG Pct: 30.6

FT Pct: 74.2

Rebounds/game: 38.6

Assists/game: 15.0

Turnovers/game: 12.7

Assist/turnover ratio: 1.2

Steals/game: 8.3

Blocks/game: 4.4

## 2021-22 OPPONENT GAME-BY-GAME STATISTICS

Opponent	Date	Score	W/L	• TOTAL •			• 3-PTRS •						• REBOUNDS •										
				FG	FGA	Pct	3FG	FGA	Pct	FT	FTA	Pct	Off	Def	Tot	Avg	PF	A	TO	Blk	Stl	Pts	Avg
MERCER	11/09/21	74-61	W	23	51	.451	13	31	.419	2	6	.333	4	18	22	22.0	16	17	18	2	7	61	61.0
GARDNER-WEBB	11/13/21	86-69	W	24	53	.453	13	31	.419	8	11	.727	5	24	29	25.5	18	17	15	2	4	69	65.0
NORTHERN IOWA	11/17/21	93-80	W	27	67	.403	17	37	.459	9	13	.692	9	29	38	29.7	14	17	12	2	3	80	70.0
vs Kansas State	11/22/21	72-64	W	22	59	.373	3	22	.136	17	23	.739	12	29	41	32.5	25	7	15	3	7	64	68.5
vs Cincinnati	11/23/21	73-67	W	24	59	.407	8	24	.333	11	13	.846	6	26	32	32.4	28	8	14	5	1	67	68.2
PENN	11/28/21	76-60	W	21	57	.368	7	27	.259	11	16	.688	6	22	28	31.7	14	11	15	1	9	60	66.8
CENTRAL ARKANSAS	12/01/21	97-60	W	22	55	.400	9	21	.429	7	15	.467	5	26	31	31.6	19	13	25	1	6	60	65.9
LITTLE ROCK	12/04/21	93-78	W	27	56	.482	8	21	.381	16	23	.696	8	23	31	31.5	19	16	14	3	3	78	67.4
CHARLOTTE	12/07/21	86-66	W	25	56	.446	6	24	.250	10	11	.909	4	17	21	30.3	17	15	12	3	5	66	67.2
vs Oklahoma	12/11/21	66-88	L	28	51	.549	13	22	.591	19	22	.864	5	31	36	30.9	19	18	16	1	7	88	69.3
vs Hofstra	12/18/21	81-89	L	31	65	.477	7	22	.318	20	23	.870	8	32	40	31.7	9	17	11	0	9	89	71.1
ELON	12/21/21	81-55	W	21	59	.356	8	26	.308	5	9	.556	8	19	27	31.3	23	12	11	4	6	55	69.8
at Mississippi State	12/29/21	68-81	L	27	59	.458	5	17	.294	22	28	.786	15	24	39	31.9	12	15	12	3	12	81	70.6
VANDERBILT	01/04/22	74-75	L	23	52	.442	10	25	.400	19	26	.731	8	27	35	32.1	26	13	17	1	7	75	70.9
at Texas A&M	01/08/22	81-86	L	31	55	.564	8	19	.421	16	30	.533	6	26	32	32.1	28	16	13	9	10	86	71.9
MISSOURI	01/12/22	87-43	W	14	48	.292	2	16	.125	13	14	.929	6	25	31	32.1	19	8	23	3	5	43	70.1
at LSU	01/15/22	65-58	W	21	55	.382	5	19	.263	11	17	.647	11	20	31	32.0	21	11	16	4	14	58	69.4
SOUTH CAROLINA	01/18/22	75-59	W	20	59	.339	7	23	.304	12	24	.500	15	21	36	32.2	22	11	18	3	7	59	68.8
TEXAS A&M	01/22/22	76-73	Wot	23	62	.371	8	26	.308	19	20	.950	12	28	40	32.6	23	10	19	9	11	73	69.1
at Ole Miss	01/26/22	64-55	W	19	55	.345	4	18	.222	13	13	1.000	9	24	33	32.7	15	9	14	1	8	55	68.3
WEST VIRGINIA	01/29/22	77-68	W	23	60	.383	7	26	.269	15	21	.714	7	19	26	32.3	29	9	9	4	8	68	68.3
at Georgia	02/02/22	99-73	W	24	53	.453	8	17	.471	17	26	.654	6	26	32	32.3	14	16	19	3	8	73	68.5
MISSISSIPPI STATE	02/05/22	63-55	W	18	51	.353	3	12	.250	16	22	.727	8	30	38	32.6	17	11	12	3	2	55	68.0
AUBURN	02/08/22	80-76	Wot	30	80	.375	8	32	.250	8	17	.471	24	36	60	33.7	28	8	19	9	5	76	68.3
Opponents		1639		568	1377	.412	187	558	.335	316	443	.713	207	602	809	33.7	475	305	369	79	164	1639	68.3
Arkansas		1887		662	1471	.450	152	497	.306	411	554	.742	267	659	926	38.6	401	359	304	106	199	1887	78.6

Games played: 24

Points/game: 68.3

FG Pct: 41.2

3FG Pct: 33.5

FT Pct: 71.3

Rebounds/game: 33.7

Assists/game: 12.7

Turnovers/game: 15.4

Assist/turnover ratio: 0.8

Steals/game: 6.8

Blocks/game: 3.3



# ARKANSAS RAZORBACKS

## 2021-22 GAME-BY-GAME POINTS-ASSISTS-REBOUNDS

				0	1	2	3	4	5	10	11	13	14	20	21	23	45
Opponent	Date	Score	WL	Umude	Notae	K. Robinson	Wade	Davis	Toney	Williams	Lykes	Moore	J. Robinson	Johnson	Arbogast	Vanover	Blake
MERCER	11/09/21	74-61	W	6-3-1	30-2-2	0-2-0	0-0-0	0-4-1	18-11-2	4-8-5	16-2-1	DNP	DNP	0-1-1	--	DNP	DNP
GWU	11/13/21	86-69	W	9-4-3	18-1-0	3-0-3	5-2-3	10-3-6	3-5-1	3-8-5	5-0-0	0-0-0	6-1-0	5-6-0	--	19-7-2	DNP
UNI	11/17/21	93-80	W	10-9-1	17-8-9	DNP	4-0-1	10-4-1	13-6-0	11-6-7	26-1-2	DNP	DNP	DNP	--	2-1-0	DNP
vs KSTATE	11/22/21	72-64	W	10-4-0	11-4-5	0-0-0	0-1-0	4-4-1	13-9-0	6-8-1	14-3-2	DNP	DNP	DNP	--	14-5-0	DNP
vs CINCY	11/23/21	73-67	W	4-1-0	13-4-1	DNP	1-3-0	8-5-3	19-9-1	5-11-4	15-1-3	DNP	DNP	0-2-0	--	8-6-0	DNP
PENN	11/28/21	76-60	W	19-7-0	28-9-5	0-0-0	0-0-0	6-5-5	12-4-0	3-9-6	0-1-1	DNP	0-0-0	2-3-0	--	6-4-0	DNP
UCA	12/01/21	97-60	W	17-8-1	10-4-6	6-2-1	4-4-0	16-6-3	16-2-3	8-13-2	9-0-5	0-0-0	7-1-0	2-2-0	--	2-3-1	0-0-0
LR	12/04/21	93-78	W	9-3-1	18-1-2	0-0-0	4-0-1	16-4-7	18-8-2	9-7-4	14-3-1	DNP	5-3-2	DNP	--	0-0-0	DNP
CLT	12/07/21	86-66	W	0-3-0	23-10-1	3-0-0	0-1-0	18-4-8	6-7-0	15-8-2	13-2-3	DNP	2-0-0	0-0-0	--	6-1-0	DNP
vs OU	12/11/21	66-88	L	8-4-0	13-3-3	0-0-0	0-0-0	26-5-3	6-5-1	7-7-1	6-1-2	DNP	DNP	DNP	--	0-1-0	DNP
vs HOF	12/18/21	81-89	L	6-5-3	20-6-2	3-0-4	0-1-0	9-4-4	9-7-0	6-8-3	19-0-0	DNP	9-0-1	DNP	--	DNP	DNP
ELON	12/21/21	81-55	W	2-0-1	15-7-2	3-0-1	7-5-2	1-6-6	0-1-0	3-6-1	21-2-1	DNP	14-3-0	15-7-0	0-0-0	0-1-0	0-0-0
at MSU	12/29/21	68-81	L	19-3-0	DNP	0-1-1	3-0-1	15-5-4	6-1-0	9-7-6	10-0-2	DNP	6-7-1	DNP	DNP	0-1-0	DNP
VANDY	01/04/22	74-75	L	28-3-0	16-2-5	DNP	0-2-0	0-0-0	20-3-3	6-10-2	1-3-1	DNP	3-3-3	0-1-0	DNP	0-0-0	DNP
at TA&M	01/08/22	81-86	L	10-3-1	31-5-3	0-0-0	0-1-0	13-7-7	9-6-0	10-11-2	1-0-2	DNP	0-1-0	7-8-1	DNP	DNP	DNP
MIZZOU	01/12/22	87-43	W	5-5-2	19-2-2	0-0-1	17-5-3	15-6-4	2-2-0	13-10-3	8-0-2	2-2-0	0-0-0	4-4-0	0-0-0	2-1-1	0-0-0
at LSU	01/15/22	65-58	W	8-6-0	19-3-4	0-0-0	2-2-0	7-8-3	12-4-0	11-13-1	6-1-0	DNP	DNP	DNP	DNP	0-0-0	DNP
USC	01/18/22	75-59	W	12-6-0	17-7-5	DNP	5-4-0	7-5-0	13-8-1	19-9-2	2-1-0	DNP	0-1-0	DNP	DNP	0-0-0	DNP
TA&M	01/22/22	76-73	WOT	15-7-3	17-6-4	DNP	8-1-1	4-5-2	12-6-1	14-11-3	6-1-2	DNP	DNP	0-0-0	DNP	DNP	DNP
at OM	01/26/22	64-55	W	0-2-0	25-3-5	DNP	12-5-4	0-1-3	7-5-1	18-8-3	0-0-0	DNP	DNP	2-3-0	DNP	DNP	DNP
WVU	01/29/22	77-68	W	12-8-1	15-0-2	DNP	6-2-1	7-6-3	19-7-3	12-15-1	6-2-0	DNP	DNP	0-1-0	DNP	DNP	DNP
at UGA	02/02/22	99-73	W	31-4-4	23-9-6	3-1-0	0-2-1	2-1-1	10-1-1	14-8-1	9-1-7	3-1-0	0-0-0	4-4-1	0-3-1	DNP	0-0-0
MSU	02/05/22	63-55	W	5-3-0	14-6-4	DNP	5-5-1	6-1-1	6-4-2	10-9-0	10-2-2	DNP	DNP	7-6-2	DNP	DNP	DNP
AUB	02/08/22	80-76	WOT	9-4-2	28-5-3	DNP	0-1-0	10-4-0	14-10-0	13-11-2	6-4-2	DNP	DNP	0-2-1	DNP	DNP	DNP

# ARKANSAS RAZORBACKS

## 2021-22 STARTING LINEUPS

Date	Opponent						1st SUB(S)	Outcome	RECORD BY LINEUP:						RECORD BY STARTER		
Nov. 9	MER	Davis	Notae	Toney	K. Robinson	Umude	Williams	W, 74-61	K. Robinson	Notae	Davis	Toney	Umude	1-0	Notae	22	19-3
Nov. 13	GWU	Davis	Notae	Toney	Williams	Vanover	Lykes	W, 86-69	Davis	Notae	Toney	Williams	Vanover	8-1	Williams	22	17-5
Nov. 17	UNI	Davis	Notae	Toney	Williams	Vanover	Umude	W, 93-80	K. Robinson	Davis	Toney	Umude	Williams	0-1	Toney	21	18-3
Nov. 22	vs K-State	Davis	Notae	Toney	Williams	Vanover	Umude	W, 72-64	Lykes	Notae	J. Robinson	Wade	Vanover	1-0	Davis	13	9-4
Nov. 23	vs Cincy	Davis	Notae	Toney	Williams	Vanover	Lykes/Umude	W, 73-67	Lykes	Davis	J. Robinson	Wade	Williams	0-1	Umude	12	9-3
Nov. 28	PENN	Davis	Notae	Toney	Williams	Vanover	Umude	W, 76-60	Notae	Davis	J. Robinson	Umude	Williams	0-1	Wade	11	10-1
Dec. 1	UCA	Davis	Notae	Toney	Williams	Vanover	Lykes	W, 97-60	Notae	J. Robinson	Toney	Umude	Williams	0-1	Vanover	10	9-1
Dec. 4	LR	Davis	Notae	Toney	Williams	Vanover	Umude	W, 93-78	Notae	Toney	Wade	Johnson	Williams	1-0	J. Robinson	4	1-3
Dec. 7	CLT	Davis	Notae	Toney	Williams	Vanover	Lykes	W, 86-66	Notae	Toney	Umude	Wade	Williams	8-0	Lykes	2	1-1
Dec. 11	vs OU	Davis	Notae	Toney	Williams	Vanover	Lykes	L, 66-88							K. Robinson	2	1-1
Dec. 18	vs HOF	Davis	K. Robinson	Toney	Williams	Umude	Notae	L, 81-89							Johnson	1	1-0
Dec. 21	ELON	Lykes	Notae	Wade	J. Robinson	Vanover	JWill/Toney/Davis	W, 81-55									
Dec. 29	at MSU	Davis	Lykes	Wade	Williams	J. Robinson	Toney	L, 68-81									
Jan. 4	VANDY	Davis	Notae	Umude	Williams	J. Robinson	Toney	L, 74-75									
Jan. 8	at TX A&M	J. Robinson	Notae	Toney	Williams	Umude	Davis	L, 81-86									
Jan. 12	MIZZOU	Wade	Notae	Toney	Williams	Johnson	Umude/Lykes	W, 87-43									
Jan. 15	at LSU	Wade	Notae	Toney	Williams	Umude	Davis	W, 65-58									
Jan. 18	S CAR	Wade	Notae	Toney	Williams	Umude	Davis	W, 75-59									
Jan. 22	TX A&M	Wade	Notae	Toney	Williams	Umude	Davis (ot)	W, 76-73									
Jan. 26	at OM	Wade	Notae	Toney	Williams	Umude	Davis	W, 64-55									
Jan. 29	WVU	Wade	Notae	Toney	Williams	Umude	Davis	W, 77-68									
Feb. 2	at UGA	Wade	Notae	Toney	Williams	Umude	Davis	W, 99-73									
Feb. 5	MSU	Wade	Notae	Toney	Williams	Umude	Davis	W, 63-55									
Feb. 8	AUB	Wade	Notae	Toney	Williams	Umude	Johnson/Lykes (ot)	W, 80-76									

RECORD BY 1ST SUB (including ties)			
Davis	7	6-1	
Lykes	7	6-1	
Umude	6	6-0	
Toney	2	0-2	
Johnson	1	1-0	
Williams	1	1-0	
Notae	1	0-1	

# ARKANSAS RAZORBACKS

## 2020-21 SPECIALTY STATS (ARKANSAS/OPPONENT)

Opponent	Pts Off TO	Pts In Paint	2nd Chance	Fast Break	Bench	Ties	Lead Chng	Ark Largest Lead	Best Ark Run	Opp Largest Lead	Best Opp Run	Ark Led	Opp Led	Gm Tied
MERCER	21 / 10	36 / 8	15 / 3	14 / 0	20 / 12	4	10	15 0:19 2nd	11-0	<b>10</b> 2:57 1st	7-0	24:21	13:26	2:13
GARDNER-WEBB	15 / 8	34 / 20	15 / 3	12 / 3	33 / 25	2	2	31 7:42 2nd	14-0	6 6:46 1st	8-0	31:08	5:15	3:37
NORTHERN IOWA	20 / 8	42 / 16	11 / 16	20 / 12	40 / 20	10	18	13 0:18 2nd	13-0	6 5:49 1st	9-0	23:52	10:38	5:43
vs Kansas State	13 / 17	30 / 34	16 / 8	9 / 8	24 / 28	1	0	18 HALFTIME	8-0	-- -- --	7-0	39:18	--	0:42
vs Cincinnati	14 / 13	28 / 28	14 / 4	8 / 6	20 / 27	11	14	6 0:01 2nd	8-0	<b>4</b> 5:57 2nd	6-0	18:18	16:51	4:51
PENN	16 / 14	48 / 22	16 / 7	13 / 4	21 / 22	2	2	22 15:50 2nd	9-0	3 18:49 1st	9-0	36:25	2:12	1:23
CENTRAL ARK	29 / 13	60 / 16	9 / 2	32 / 22	45 / 17	3	4	37 0:49 2nd	12-0	2 8:19 1st	5-0	37:27	0:42	1:51
LITTLE ROCK	23 / 12	48 / 16	9 / 6	21 / 5	32 / 35	0	2	17 17:32 2nd	7-0	1 19:27 1st	8-0	38:43	1:00	0:17
CHARLOTTE	14 / 10	50 / 38	18 / 6	17 / 9	18 / 22	2	5	20 0:36 2nd	10-0	3 18:49 1st	6-0	34:24	3:53	1:43
vs Oklahoma	24 / 17	22 / 24	2 / 6	6 / 12	14 / 14	0	0	-- -- --	9-0	<b>26</b> 1:09 2nd	17-0	--	39:16	0:44
vs Hofstra	10 / 22	26 / 44	6 / 8	27 / 11	48 / 9	4	4	3 13:42 1st	11-0	14 8:26 2nd	10-0	0:43	35:46	3:31
ELON	19 / 12	26 / 22	15 / 8	19 / 1	24 / 18	5	6	30 7:08 2nd	17-0	5 6:11 1st	13-0	32:07	4:08	3:53
at Miss State	12 / 25	28 / 32	6 / 14	9 / 13	25 / 20	7	6	5 12:12 1st	5-0	16 4:57 2nd	7-0	27:59	6:09	5:53
VANDERBILT	23 / 20	30 / 24	5 / 9	14 / 13	21 / 22	8	16	9 0:56 1st	7-0	6 1:50 2nd	10-0	19:04	17:05	3:52
at Texas A&M	16 / 28	32 / 34	20 / 9	5 / 15	21 / 34	3	3	<b>11</b> 13:33 1st	10-0	17 11:01 2nd	16-0	13:23	25:35	1:02
MISSOURI	26 / 4	44 / 22	20 / 6	17 / 8	32 / 2	0	0	<b>44</b> 2:00 2nd	19-0	-- -- --	4-0	39:43	--	0:17
at LSU	20 / 13	30 / 28	13 / 10	10 / 5	13 / 30	9	7	7 0:11 2nd	10-0	<b>8</b> 9:01 2nd	7-0	28:32	6:48	4:40
SOUTH CAROLINA	19 / 10	42 / 22	18 / 12	10 / 7	9 / 20	6	10	17 1:42 2nd	13-0	<b>7</b> 0:03 1st	7-0	27:24	10:41	1:55
TEXAS A&M	17 / 21	26 / 24	19 / 9	3 / 16	10 / 47	4	2	16 11:32 1st	10-0	2 4:16 OT	9-0	41:28	1:24	2:08
at Ole Miss	12 / 12	20 / 28	5 / 9	5 / 6	2 / 12	2	2	16 4:26 2nd	13-0	1 7:14 1st	6-0	38:03	1:12	0:45
WEST VIRGINIA	36 / 14	36 / 26	18 / 13	23 / 15	13 / 22	0	0	19 16:08 2nd	8-0	-- -- --	12-0	39:48	--	0:12
at Georgia	26 / 20	48 / 30	11 / 6	18 / 19	21 / 26	3	7	28 1:51 2nd	9-0	8 12:15 1st	10-0	24:50	12:33	2:37
MISS STATE	8 / 7	32 / 24	15 / 10	18 / 8	23 / 6	9	1	9 6:03 2nd	8-0	2 19:44 1st	8-0	29:18	2:13	9:05
AUBURN	24 / 10	28 / 34	12 / 22	16 / 2	16 / 13	15	17	12 4:13 1st	9-0	<b>5</b> 2:40 2nd	7-0	24:09	13:30	7:21

**BLACK** INDICATES  
LARGEST UA LEADS  
IN LOSS

**RED** INDICATES  
UA LARGEST DEFICITS/  
COMEBACKS IN A WIN

### DEFENSIVE TOUCHES (Thru Game 23) (ARK career Only unless noted\*)

Player	17-18	18-19	19-20	20-21	21-22	Career
Davis	-	-	-	160	104	264
Johnson	-	NA	NA	RS	20	20
Lykes	NA	NA	NA	NA	85	85
Moore	-	-	-	-	0	0
Notae	NA	NA	RS	133	161	294
J. Robinson	-	-	-	NA	16	16
K. Robinson	-	-	-	4	16	20
Toney	-	NA	NA	NA	84	84
Umude	NA	NA	NA	NA	88	88
Vanover	-	NA	RS	104	21	125
Wade	NA	JC	NA	NA	66	66
Williams	-	-	-	81	155	236

#### MOST IN A GAME 2021-22:

17 Notae (AUB)  
15 Williams (A&M)  
13 Notae (Vandy) • Williams (OM)  
12 Wade (MIZ)  
11 Notae (K-ST)  
10 Notae (CLT) • Williams (CLT) • Williams (@MSU)  
Umude (USC) • Toney (A&M)

### CHARGES DRAWN (Thru Game 23) (ARK career Only unless noted\*)

Player	17-18	18-19	19-20	20-21	21-22	Career
Davis	-	-	-	2	0	2
Johnson	-	NA	NA	RS	3	3
Lykes	NA	NA	NA	NA	14	14
Moore	-	-	-	-	0	0
Notae	NA	NA	RS	6	3	9
J. Robinson	-	-	-	0	0	0
K. Robinson	-	-	-	2	1	3
Toney	-	3*	4*	4*	1	12*
Umude	NA	NA	NA	NA	3	3
Vanover	-	NA	RS	0	0	0
Wade	NA	JC	NA	NA	0	0
Williams	-	-	-	16 #	33	49

#### MOST IN A GAME 2021-22:

4 Williams (Cincy) • Williams (@LSU)  
3 Williams (GWU) • Lykes (OU) • Williams (@A&M)  
Williams (@UGA) • Williams (MS ST) • Williams (AUB)

# - team leader

### DUNKS (Thru Game 23) (ARK career Only unless noted\*)

Player	17-18	18-19	19-20	20-21	21-22	Career
Davis	-	-	-	5	6	11
Johnson	-	NA	NA	RS	2	2
Lykes	NA	NA	NA	NA	0	0
Moore	-	-	-	-	0	0
Notae	NA	1*	RS	3	0	4
J. Robinson	-	-	-	0	1	1
K. Robinson	-	-	-	0	0	0
Toney	NA	7*	9*	6*	16	38*
Umude	NA	NA	NA	NA	18	18
Vanover	-	NA	RS	20	5	25
Wade	NA	JC	23*	12*	9	43*
Williams	-	-	-	3	9	12

#### MOST IN A GAME 2021-22:

3 Umude (K-State)

## LAST TIME AN ARKANSAS PLAYER...

### • SCORING •

**Scored 30 Points: 31 Stanley Umude at Georgia (02/02/22)**

Scored 40 Points: 40 Mason Jones vs Auburn (02/04/20)

Scored 50 Points: 51 Rotnei Clarke vs. Alcorn State (11/13/09)

**RECORD: 51 Rotnei Clarke vs. Alcorn State (11/13/09)**

### • FIELD GOALS MADE •

Made 15 Field Goals: 15 (15-21) Rotnei Clarke vs. Alcorn State (11/13/09)

Made 20 Field Goals: 20 (2-30) Dean Tolson vs. Texas A&M (03/02/74)

**RECORD: 20 (20-30) Dean Tolson vs. Texas A&M (03/02/74)**

### • FIELD GOALS ATTEMPTED •

**Attempted 20 Field Goals: 20 (7-20) JD Notae Auburn (02/08/22)**

**Attempted 25 Field Goals: 26 (11-26) JD Notae vs Mercer (11/09/21)**

**RECORD: 30 (20-30) Dean Tolson vs. Texas A&M (03/02/74)**

### • FIELD GOAL PERCENTAGE •

Shot 100% FG (Min. 7 att): Daniel Gafford (7-7) at Texas Tech (01/26/19)

**RECORD (min 8 att): 100% 8x - Best: Daryll Saulsberry (10-10) 1975**

### • 3-POINTERS MADE •

Made 7 3-pointers: 8 (8-11) Mason Jones at Texas A&M (03/07/20)

Made 10 3-pointers: 10 (10-13) by Isaiah Joe vs. FIU (12/01/18)

Made 11-Plus 3-pointers: 13 (13-17) by Rotnei Clarke vs. Alcorn State (11/13/09)

**RECORD: 13 (13-17) by Rotnei Clarke vs. Alcorn State (11/13/09) (SEC record)**

### • 3-POINTERS ATTEMPTED •

Attempted 15 3-Pointers: 15 (6-15) Isaiah Joe at Texas A&M (03/07/20)

Attempted 20 3-Pointers: 24 (10-24) Pat Bradley vs. North Texas (12/30/98)

**RECORD: 24 (10-24) Pat Bradley vs. North Texas (12/30/98) (SEC record)**

### • FREE THROWS MADE •

**Made 10 Free Throws: 11 JD Notae (11-14) vs Auburn (02/08/22)**

Made 15 Free Throws: 16 (16-19) Moses Moody vs Alabama (02/24/21)

Made 20 Plus Free Throws: 22 (22-24) Martin Terry vs. Texas A&M (01/22/72)

**RECORD: 22 (22-24) by Martin Terry vs. Texas A&M (01/22/72)**

### • FREE THROWS ATTEMPTED •

Attempted 15 Free Throws: 19 (16-19) Mason Jones vs Tennessee (02/26/20)

Attempted 20 Free Throws: 21 (18-21) Moses Moody vs Alabama (02/24/21)

Attempted 24 Plus Free Throws: 24 (22-24) Martin Terry vs. Texas A&M (01/22/72)

**RECORD: 24 (22-24) Martin Terry vs. Texas A&M (01/22/72)**

### • FREE THROW PERCENTAGE •

**Shot 100% FT (min 10 att): Chris Lykes (12-12) vs Elon (12/21/21)**

**RECORD (min. 11 att): 9x - Best: Tommy Boyer (18-18) in 1963**

### • REBOUNDS •

**Grabbed 15-19 Rebounds: 15 Jaylin Williams vs West Virginia (01/29/22)**

Grabbed 20-Plus Rebounds: 23 Nick Davis vs. Jackson State (11/21/97)

**RECORD: 23 by Nick Davis vs. Jackson State (11/21/97)**

• Grabbed 10 Offensive Rebounds: 111 Justin Smith vs Oral Roberts (03/27/21)

• **Grabbed 10 Defensive Rebounds: 10 Jaylin Williams vs Auburn (02/08/22)**

### • ASSISTS •

Had 10 Assists: 10 by Jalen Tate vs Georgia (01/09/21)

Had 15 Assists: 15 by Dontell Jefferson vs. Portland State (11/18/05)

**RECORD: 15 by Dontell Jefferson vs. Portland State (11/18/05)**

### • STEALS •

**Had 5 Steals: 5 Davonte Davis vs Auburn (02/08/22)**

**Had 6-7 Steals: 6 Jaylin Williams vs Texas A&M (01/22/22)**

Had 8-9 Steals: 9 Robert Shepard at Arizona (12/06/92)

**RECORD: 9 by Robert Shepard at Arizona (12/06/92)**

### • BLOCKED SHOTS •

Had 5 Blocks: 5 Connor Vanover at Oklahoma State (01/30/21)

Had 6-9 Blocks: 6 Connor Vanover vs North Texas (11/28/20)

Had 10 Blocks: 10 Steven Hill vs. Texas State (12/06/05)

**RECORD: 10 Steven Hill vs. Texas St. (12/06/05) & Oliver Miller vs. Texas (02/04/90)**

### • TURNOVERS •

**Committed 5-9 Turnovers: 5 JD Notae at Georgia (02/02/22)**

Committed 10 Plus Turnovers: 10 Courtney Fortson at South Carolina (02/21/09)

### • MINUTES PLAYED •

**39 Minutes (Regulation): 39:40 Trey Wade at Ole Miss (01/26/22)**

40 Minutes (Regulation): 40:00 Justin Smith vs Colgate (03/19/21)

**40 Minutes (OT): 3 vs Auburn (02/08/22)**

**JD Notae (41:24) - Au'Diese Toney (40:38)**

45 Plus Minutes: 47 by BJ Young vs. Auburn (01/16/13)

### • MISCELLANEOUS •

**2 Players Scored 20+ Pts In Same Game: Stanley Umude (31) & JD Notae (23) at Georgia (02/02/22)**

3 Players Scored 20+ Pts in Same Game: at South Carolina (03/02/20)

Moses Moody (28), Justin Smith (22) and JD Notae (21)

2 Players Scored 20+ Pts In Back-To-Back Gms: Mason Jones (37/26) & Isaiah Joe (22/26) vs Tennessee (02/26/20) and at Georgia (02/29/20)

2 Players Scored 20+ Pts In 3 Straight: Mason Jones (41/20/21) & Isaiah Joe (20/21/24)

vs Tulsa (12/14/19), Valpo (12/21/19) and Indiana (12/29/19)

8 Players Scored in Double Digits: Mississippi Valley State (11/25/20)

Connor Vanover (25), Desi Sills (19), Moses Moody (16), Vance Jackson (15)

Khalen Robinson (15), Justin Smith (13), JD Notae (13), Jalen Tate (12)

Scored 20 or More Points in Five-Plus Consecutive Games: (5) by Mason Jones

37, 26, 36, 30, 22 (02/26/20 to 03/11/20)

Scored 20 or More Points in 10-Plus Consecutive Games: (11) by Todd Day

20, 23, 26, 26, 22, 31, 23, 21, 27, 21, 20 (12/01/90 to 01/12/91)

Scored 30 or More Points in 3 Straight Games: Mason Jones (only Razorback)

34 vs. S. Carolina (01/29/20), 30 at Alabama (02/01/20), 40 vs Auburn (02/04/20)

Most Points in Back-To-Back Games: 82 by Martin Terry

35 at TCU (02/20/73) and 47 vs. SMU (02/24/73)

Consecutive Free Throws Made: 48 by Ricky Medlock (20 gms; 12/21/74 to 03/04/75)

**Double-Double: Pts/Rebs: Jaylin Williams and Au'Diese Toney vs Auburn**

Double-Double: Pts/Assists: Jalen Tate (15 & 10) vs Georgia (01/09/21)

**Two Players with Double-Double in Same Game: vs Auburn (02/08/22)**

**Jaylin Williams (13 pts & 11 rebs) and Au'Diese Toney (14 pts & 10 rebs)**

**3 Straight Double-Doubles: Jaylin Williams 10 & 11 at Texas A&M (01/08/22); 13 & 10 vs Missouri (01/12/2); 11 & 13 at LSU (01/15/22)**

3+ Straight Double-Doubles in SEC: 4 by Moes Kingsley (2015-16 • OM, UAB, MIZ, LSU)

Most Consecutive Double-Doubles: 9 by Dean Tolson (1973-74) and 6 by Derek Hood (1998-99)

Three Players with Double-Double in Same Game: vs Alabama (01/16/10) – Marshawn Powell

18 pts, 10 rebs), Mike Washington (17 pts, 13 rebs) and Courtney Fortson (12 pts, 10 assists)

Had 5-Plus Assists in 5-Plus Consecutive Games: (6) by Jalen Harris

11, 6, 10, 12, 7, 10 (11/21/81 thru 12/15/18)

Had 10 or More Assists in Back-to-Back Games: Jalen Harris

10 vs. FIU (12/01/18) and 12 at Colorado State (12/05/18)

Three-Plus Players with 5-Plus Assists in a Game: vs. Montana State (11/21/18)

Jalen Harris (11), Isaiah Joe (5) and Desi Sills (5)

Had 5 or More Steals in Back-to-Back Games: Ronnie Brewer

5 vs. Western Illinois (01/01/06) and 5 vs. Mississippi State (01/07/06)

## LAST TIME AN OPPONENT PLAYER...

### • SCORING •

Scored 30 Points: 30 Saben Lee vs Vanderbilt (03/11/20)

Scored 40 Points: 45 Jodie Meeks vs. Kentucky (02/14/09)

Scored 50 Points: 56 Oscar Robertson vs. Cincinnati (03/15/58) **(most on record)**

### • FIELD GOALS MADE •

Made 15 Field Goals: 17 (17-24) Jodie Meeks vs. Kentucky (02/14/09)

Made 20 Field Goals: 21 Oscar Robertson vs. Cincinnati (03/15/58) **(most on record)**

### • FIELD GOALS ATTEMPTED •

**Attempted 20 Field Goals: 21 (9-21) Wendell Green Jr vs Auburn (02/08/22)**

Attempted 25 Field Goals: 28 (11-28) Devan Downey vs. South Carolina (02/17/10)

### • FIELD GOAL PERCENTAGE •

Shot 100% FG (Min. 7 att): Adam Wing (8-8) vs. Evansville (12/08/15)

### • 3-POINTERS MADE •

Made 7 3-pointers: 7 (7-15) Tyler Hall vs. Montana State (11/21/18)

Made 10 3-pointers: 10 (10-19) Lance Weems at Auburn (01/06/96)

### • 3-POINTERS ATTEMPTED •

Attempted 15 3-pointers: 15 (7-15) Tyler Hall vs. Montana State (11/21/18)

Attempted 20 3-pointers: 22 (5-22) Jeff Fryer vs. Loyola Marymount (03/16/89)

### • FREE THROWS MADE •

Made 10 Free Throws: 12 (12-15) Xavier Pinson (01/02/21)

Made 15 Free Throws: 15 (15-17) Keyontae Johnson at Florida (02/18/20)

### • FREE THROWS ATTEMPTED •

Attempted 15 Free Throws: 15 (12-15) Xavier Pinson (01/02/21)

Attempted 20 Free Throws: 24 (18-24) Frank Williams vs. Illinois (12/08/01)

### • FREE THROW PERCENTAGE •

Shot 100% FT (min 10 att): 14-14 Grant Williams at Tennessee (01/15/19)

### • REBOUNDS •

**Grabbed 15-19 Rebounds: 19 Walker Kessler vs Auburn (02/08/22)**

Grabbed 20 Rebounds: 20 Antonio McDyess vs. Alabama (03/11/95)

• Grabbed 10 Offensive Rebounds: 11 Tyler Davis at Texas A&M (01/30/18)

• **Grabbed 10 Defensive Rebounds: 11 Walker Kessler vs Auburn (02/08/22)**

### • ASSISTS •

Had 10 Assists: 11 Tremont Waters vs. LSU (01/12/19)

Had 13 Assists: 13 Chuck Evans at Mississippi State (01/27/93) (on record)

### • STEALS •

Had 5 Steals: 6 Alpha Diallo at Providence (03/19/19)

Had 8 Steals: 8 Terry Conerway vs. Texas State (12/21/02)



• **BLOCKED SHOTS** •

**Had 6-9 Blocks: 7 Walker Kessler vs Auburn (02/08/22)**  
Had 10 Plus Blocks: 10 P.J. Roberson vs. Grambling State (11/26/11)

• **TURNOVERS** •

**Committed 7-9 Turnovers: 7 Wendell Green Jr vs Auburn (02/08/22)**  
Committed 10 Plus Turnovers: 12 Devin Gibson vs. UTSA (12/12/07)

**LAST TIME ARKANSAS HIGHS...**

• **SCORING** •

Scored 100-119 Points: 101 at South Carolina (103/02/21)  
Scored 120-Plus Points: 142 vs. Mississippi Valley State (11/25/20)  
**Scored 50 Points in 1st Half: 53 at Georgia (02/02/22)**  
**Scored 50 Points in 2nd Half: 56 vs Central Arkansas (12/01/21)**  
Scored 60 or More Points in a Half: 61 (1st) vs. Miss Valley State (11/25/20)  
Scored 70 or More Points in a Half: 71 (1st) vs. Alcorn (11/13/09)  
Scored 80 or More Points in a Half: 81 (2nd) vs. Miss Valley State (11/25/20)  
Most Points in a Half: 88 (2nd) vs. U.S. International (12/09/89)

• **FIELD GOALS MADE** •

**Made 40 Field Goals: 40 (40-71) at Georgia (02/02/22)**  
Made 50 Field Goals: 57 (57-99) vs. Troy (12/10/96)  
**RECORD: 68 (68-101) vs. U.S. International (12/09/89)**

• **FIELD GOALS ATTEMPTED** •

Attempted 80 Field Goals: 86 (48-86) vs Miss Valley State (11/25/20)  
Attempted 90 Field Goals: 99 (57-99) vs. Troy (12/10/96)  
Attempted 100 Field Goals: 101 (68-101) vs. US International (12/09/89)  
**RECORD: 101 (68-101) vs. U.S. International (12/09/89)**

• **FIELD GOAL PERCENTAGE** •

Shot 60% FG: 60.9 (42-69) vs. FIU (12/01/18)  
Shot 70% or Better FG: 72.7 (32-44) vs. Alabama State (12/21/83)  
**RECORD: 79.4 (27-34) vs. Texas Tech (1979)**

• **3-POINTERS MADE** •

**Made 15 3-pointers: 15 (15-28) at Georgia (02/02/22)**  
Made 20 3-pointers: 20 (20-40) vs Miss Valley State (11/25/20)  
**RECORD: 21 (21-37) vs. Troy (12/10/96)**

• **3-POINTERS ATTEMPTED** •

Attempted 30 3-pointers: 33 (15-33) at South Carolina (02/03/21)  
Attempted 40 3-pointers: 40 (20-40) vs Miss Valley State (11/25/20)  
**RECORD: 54 (19-54) vs. North Texas (12/30/98)**

• **3-POINT PERCENTAGE** •

**Shot 50% 3PT FG (min. 15 att): 53.6 (15-28) at Georgia (02/02/22)**  
Shot 60% or Better 3PT FG (min. 15 att): 61.1 (11-18) at Vanderbilt (03/06/19)  
**RECORD (min. 15 att): 66.7 (16-24) vs. Mississippi State (01/09/16)**

• **FREE THROWS MADE** •

**Made 20 Free Throws: 26 (26-32) vs Auburn (02/08/22)**  
Made 30 Free Throws: 36 (36-54) vs LSU (03/04/20)  
Made 40 Free Throws: 41 (41-49) at Kentucky (01/25/92)  
**RECORD: 48 (48-53) vs. Ole Miss (01/17/04)**

• **FREE THROW ATTEMPTS** •

Attempted 40 Free Throws: 43 (27-43) vs Alabama (02/24/21)  
Attempted 50 Free Throws: 54 (36-54) vs LSU (03/04/20)  
Attempted 60 Free Throws: 65 vs. TCU (1955)  
**RECORD: 65 vs. TCU (1955)**

• **FREE THROW PERCENTAGE** •

**Shot 80% FT (min. 10 att): 81.3 (26-32) vs Auburn (02/08/22)**  
**Shot 90% or Better FT (min. 10 att): 94.4 (17-18) vs. Oklahoma (12/11/21)**  
**RECORD (min 10 att): 100 3x - Best 16-16 at Kentucky (02/27/14)**

• **REBOUNDS** •

**Grabbed 40 Rebounds: 44 vs Auburn (02/08/22)**  
Grabbed 50 Rebounds: 54 vs Lipscomb (12/05/20)  
Grabbed 55-Plus Rebounds: 58 vs Oral Roberts (12/20/20)  
**RECORD: 77 vs. Jackson State (01/22/02)**

• **ASSISTS** •

Had 25 Assists: 26 vs Central Arkansas (12/12/20)  
Had 30 Assists: 32 vs. Jackson State (11/22/96)  
Had 40 Assists: 40 vs. Troy (12/10/96)  
**RECORD: 47 vs. U.S. International (12/09/89)**

• **STEALS** •

**Had 15 Steals: 16 vs Central Arkansas (12/01/21)**  
Had 20 Steals: 24 vs. Maryland-Eastern Shore (01/02/01)  
Had 25 Steals: 26 vs. Louisiana-Monroe (11/25/00)  
**RECORD: 26 vs. Louisiana-Monroe (11/25/00)**

• **BLOCKED SHOTS** •

**Had 10 Blocks: 10 vs Elon (12/21/21)**  
Had 13 Blocks: 14 vs. Georgia (01/29/19)  
Had 15 Blocks: 15 vs. South Alabama (12/30/91)  
**RECORD: 18 vs. Missouri (12/05/95)**

• **MOST TURNOVERS** •

Had 25 Turnovers: 25 at South Carolina (02/21/09)  
Had 30 Turnovers: 32 vs. Providence (11/16/07)  
**RECORD: 32 vs. Providence (11/16/07)**

• **FOULS** •

Committed 25 Fouls: 28 vs Missouri (01/02/21)  
Committed 30 Fouls: 32 at Missouri (02/08/20)  
**RECORD: 38 vs. Missouri (12/04/61)**

**LAST TIME ARKANSAS LOWS...**

• **SCORING** •

Held to 40-45 Points: 43 at Florida (01/22/11)  
Held to 46-49 Points: 46 at Mississippi State (02/09/16)  
Held to 50-55 Points: 50 vs. Florida (03/14/19)  
Held to 56-59 Points: 59 at Alabama (01/16/21)  
Held to 19 Points or Less in a Half: 19 (1st half) at Alabama (01/16/21)

• **FIELD GOALS** •

Held to Below 20 Field Goals Made: 15 (15-49) at Tennessee (02/11/20)

• **FIELD GOAL PERCENTAGE** •

Held to 20-29% FG: 26.8 (19-71) vs Missouri (01/02/21)  
**Held to 30-35% FG: .344 (21-61) vs Oklahoma (12/11/21)**

• **3-POINTERS** •

**Did not Make a 3-pointer: 0 (0-1) vs South Carolina (01/18/22)**  
Held to 1-2 3-PT FG Made: 1 (1-9) vs Oral Roberts (03/27/21)  
Attempted Single-Digit 3-pointers: 9 (6-9) vs TCU (01/25/20)

• **3-POINT PERCENTAGE** •

**Shot 10% or Worse 3PT FG: 0.0 (0-11) vs South Carolina (01/18/22)**  
**Shot 11-19% 3PT FG: 17.6 (3-17) vs Penn (11/28/21)**

• **FREE THROWS** •

**Made Single Digit Free Throws: 4 (4-7) at Georgia (02/02/22)**  
**Attempted Single Digit Free Throws: 7 (4-7) at Georgia (02/02/22)**

• **FREE THROW PERCENTAGE** •

Shot 40-49% FT: 47.1 (8-17) vs Southern (12/09/20)  
Shot Below 40% FT: 26.7 (4-15) at Texas A&M (01/09/13)

• **REBOUNDING** •

Had 19 or Fewer Rebounds: 19 at Missouri (03/05/13)  
Had 20-25 Rebounds: 25 at Texas A&M (03/07/20)

• **ASSISTS** •

Held to 6 Assists or less: 6 at Tennessee (02/11/20)

• **STEALS** •

Had 0 Steals: vs Texas Tech (03/21/21) **(only time on record)**  
Had 1 Steal: 1 vs Florida (03/09/18)  
Had 2-3 Steals: 2 at Tennessee (01/06/21)

• **BLOCKED SHOTS** •

Had No Blocked Shots: 0 vs Missouri (1/23/19)

• **FEWEST TURNOVERS** •

Had 1-4 Turnovers: 4 vs Georgia (01/29/19)  
**Had 5-9 Turnovers: 6 vs Mississippi State (02/05/22)**

• **FOULS** •

**Had Single Digit Fouls: 6 vs Mercer (11/09/21)**

**ARKANSAS MISCELLANEOUS...**

Played in an OT game:	02/08/22 vs Texas A&M	W, 80-76 (OT)
Played in a 2OT game:	01/23/18 at Georgia	W, 80-77 (2 OT)
Played in a 3OT game:	02/09/80 vs Houston	L, 90-84 (3 OT)

LAST TIME AN OPPONENT HIGHS...

• SCORING •
Scored 100 Points: 106 at Tennessee-e (01/15/19) Scored 110 Points: 117 at Ole Miss (12/10/73) Scored 50 Points in 1st Half: 55 at Tennessee (01/15/19) Scored 50 Points in 2nd Half: 56 vs LSU (03/04/20) Scored 60 or More Points in a Half: 60 (1st half) vs. Alabama (0228/96)
• FIELD GOALS MADE •
Made 30 Field Goals: 30 (30-80) vs Auburn (02/08/22) Made 40 Field Goals: 40 (40-68) by Texas (01/05/10) Made 45 Field Goals: 45 (45-80) vs. Pittsburgh (12/29/86)
• FIELD GOALS ATTEMPTED •
Attempted 70 Field Goals: 72 (27-72) at South Carolina (03/027/20) Attempted 80 Field Goals: 80 (30-80) by Auburn (02/08/22)
• FIELD GOAL PERCENTAGE •
Shot 60% FG: 61.1 (15-23) vs. Auburn (02/17/16) Shot 65% FG: 67.7 (4-65) vs. North Carolina (03/23/08) Shot 69% FG: 69.8 (37-53) at Auburn (01/14/95)
• 3-POINTERS MADE •
Made 15 3-pointers: 15 (15-36) at Alabama (01/16/21) Made 17 3-pointers: 17 (17-37) vs UNI (11/17/21) - TIES RECORD BY OPP (3x)
• 3-POINTERS ATTEMPTED •
Attempted 30 3-pointers: 32 (8-32) vs Auburn (02/08/22) Attempted 35 3-pointers: 37 (17-7) vs UNI (11/17/21)
• 3-POINT PERCENTAGE •
Shot 50% 3PT FG (min 15 att): 59.18 (13-22) vs Oklahoma (12/11/21) Shot 60% or Better 3PT FG (min 15 att): 62.7 (10-15) at South Carolina (02/09/19)
• FREE THROWS •
Made 20 Free Throws: 20 (20-26) at Tennessee (01/06/21) Made 30 Free Throws: 34 (34-44) at Missouri (02/08/19) Made 40 Free Throws: 40 (40-50) vs. UMass (11/25/94)
• FREE THROW ATTEMPTS •
Attempted 35 Free Throws: 39 (26-39) vs Missouri (01/02/21) Attempted 40 Free Throws: 44 (34-44) at Missouri (02/08/18) Attempted 50 Free Throws: 50 (39-50) vs. South Carolina (03/11/04)
• FREE THROW PERCENTAGE •
Shot 80% FT (min. 10 att): .886 (19-22) vs Oklahoma (02/18/20) Shot 90% or Better FT (min. 10 att): .950 (19-20) vs Texas A&M (01/22/22) Shot 100% (min. 10 att): 1.000 (14-14) vs Florida (02/16/21)
• REBOUNDING •
Grabbed 45 Rebounds: 48 at LSU (01/13/21) Grabbed 50 Rebounds: 51 vs Missouri (01/02/21) Grabbed 55-Plus Rebounds: 60 vs Auburn (02/08/22) • Grabbed 20 Offensive Rebounds: 24 vs Auburn (02/08/22)
• ASSISTS •
Had 25 Assists: 25 vs. Louisville (11/17/09) Had 30 Assists: 30 at UAB (01/27/90)
• STEALS •
Had 15 Steals: 15 at LSU (02/24/10) Had 18 Steals: 18 vs. Alcorn State (12/02/95)
• BLOCKED SHOTS •
Had 10 Blocks: 10 at Tennessee (01/22/14) Had 13 Blocks: 13 at Mississippi State (01/14/10)
• MOST TURNOVERS •
Had 20 Turnovers: 22 vs Colgate (03/19/21) Had 25 Turnovers: 25 vs Central Arkansas (12/01/21) Had 30 Turnovers: 30 vs. Louisiana-Monroe (12/31/04)
• FOULS •
Committed 30-plus Fouls: 32 vs Alabama (02/24/21) RECORD: 36 vs. Centenary (12/04/82)

LAST TIME AN OPPONENT LOWS

• SCORING •
Held to 30-39 Points: 33 vs. Vanderbilt (01/12/13) Held to 40-45 Points: 43 vs Missouri (01/12/22) Held to 46-49 Points: 46 vs Montana (11/16/19) Held to 50-55 Points: 50 vs Lipscomb (12/05/20) Held to 56-59 Points: 59 vs South Carolina (01/18/22) Held to 15 Points or Less in 1st Half: 15 vs Missouri (01/12/22) Held to 18 Points or Less in 2nd Half: 18 vs Savannah State (12/12/13)
• FIELD GOAL PERCENTAGE •
Held to 21% or Worse FG: .2097 (13-62) vs. Jackson State (11/22/02) Held to 20-29% FG: .292 (14-48) vs Missouri (01/12/22) Held to 30-35% FG: .339 (20-59) vs South Carolina (01/18/22)
• 3-POINTERS •
Did not Make a 3-pointer: 0 (0-10) by Mississippi State (02/07/15) Held to 1 3-PT FG Made: 1 (1-13) vs Southern (12/09/20) Held to 2-4 3-PT FG Made: 2 (2-16) vs Missouri (01/12/22) Held to 5-7 3-PT FG Made: 5 (5-19) vs Mississippi State (02/02/21)
• 3-POINT PERCENTAGE •
Shot 10% or Worse 3PT FG: 6.3 (1-16) vs Ole Miss (01/27/21) Shot 11-16% 3PT FG: 12.5 (2-16) vs Missouri (01/12/22) Shot 17-19% 3PT FG: 19.0 (4-21) vs Florida (02/16/21)
• FREE THROWS •
Made 1-5 Free Throws: 3 (3-8) vs Alabama (02/24/21) Made 6-9 Free Throws: 8 (8-17) vs Auburn (02/08/22)
• FREE THROW ATTEMPTS •
Attempted Single Digit Free Throws: 8 (3-8) vs Alabama (02/24/21)
• FREE THROW PERCENTAGE •
Shot Below 40% FT: 38.1 (8-21) vs. Texas State (12/22/18) Shot 40-49% FT: 47.1 (8-17) vs Auburn (02/08/22)
• REBOUNDING •
Had 19 or Fewer Rebounds: 19 vs. Missouri-Kansas City (12/02/06) Had 20-25 Rebounds: 21 vs Charlotte (12/07/21)
• ASSISTS •
Held 5 Assists or Fewer: 5 vs Southern (12/09/20)
• STEALS •
Had No Steals: 0 vs Vanderbilt (01/15/20) Had 1 Steal: 1 vs Cincinnati (11/23/21) Had 2-4 Steals: 2 vs Mississippi State (02/05/22)
• BLOCKED SHOTS •
Had No Blocked Shots: 0 (3x in 2020-21) vs Lipscomb / Southern U. / Georgia
• FEWEST TURNOVERS •
Had 0-5 Turnovers: 5 at Tennessee (01/06/21) Had 6-9 Turnovers: 9 vs West Virginia (01/29/22)
• FOULS •
Had Single Digit Fouls: 8 at Michigan (12/08/12) Committed 10-14 Fouls: 14 vs UNI (11/17/21)

<b>GAME 1</b>			<b>64</b>	Mercer	36	25	64	<b>74</b>	
	<b>#15/16 ARKANSAS</b>				28	46	74		
				Nov. 9, 2021 • Fayetteville, Ark. • Bud Walton Arena					

#### Mercer 61 • 0-1

#	Player		Total		3-Ptr	Rebounds			PF	TP	A	TO	Blk	Stl	Min
			FG-FGA	FG-FGA	FT-FTA	Off	Def	Tot							
22	Felipe Haase	f	4-7	2-4	0-0	1	2	3	4	10	3	2	0	1	38
23	James Glisson III	f	4-5	4-5	0-0	1	3	4	1	12	2	3	2	2	31
02	Neftali Alvarez	g	4-13	0-6	0-3	0	3	3	4	8	6	3	0	1	32
20	Jalen Johnson	g	3-8	3-6	0-0	0	2	2	2	9	3	4	0	2	24
25	Shawn Walker Jr.	g	3-9	2-6	2-3	0	4	4	2	10	2	3	0	0	36
01	Kamar Robertson		5-7	2-4	0-0	0	1	1	3	12	0	1	0	0	24
03	Shannon Grant		0-1	0-0	0-0	0	0	0	0	0	1	0	0	0	3
11	Jovan Tucker		0-1	0-0	0-0	1	1	2	0	0	1	0	0	1	12
Team						1	2	3			1				
Totals			23-51	13-31	2-6	4	18	22	16	61	17	18	2	7	200
FG % 1st Half: 13-27			48.1%	2nd half: 10-24	41.7%	Game: 23-51	45.1%	Deadball Rebounds: 2.1							
3FG % 1st Half: 8-17			47.1%	2nd half: 5-14	35.7%	Game: 13-31	41.9%								
FT % 1st Half: 2-5			40.0%	2nd half: 0-1	0.0%	Game: 2-6	33.3%								

#### Arkansas 74 • 1-0

#	Player		Total		3-Ptr		Rebounds			PF	TP	A	TO	Blk	Stl	Min
			FG-FGA	FG-FGA	FT-FTA	Off	Def	Tot								
00	Stanley Umude	g	3-7	0-1	0-0	1	2	3	0	6	1	1	0	0	17	
01	JD Notae	g	11-26	5-14	3-4	0	2	2	1	30	2	2	0	7	39	
02	Khalen Robinson	g	0-2	0-2	0-0	0	2	2	1	0	0	0	0	0	9	
04	Davonte Davis	g	0-0	0-0	0-0	0	4	4	1	0	1	5	0	3	34	
05	Au'Diese Toney	g	7-9	0-1	4-6	5	6	11	0	18	2	1	0	1	37	
03	Trey Wade	g	0-0	0-0	0-0	0	0	0	0	0	0	0	0	0	7	
10	Jaylin Williams	g	1-4	0-2	2-4	3	5	8	2	4	5	4	2	1	30	
11	Chris Lykes	g	4-7	1-1	7-8	0	2	2	1	16	1	1	0	0	26	
20	Kamani Johnson	g	0-0	0-0	0-0	1	0	1	0	0	1	1	0	0	1	
Team						1	1	2								
Totals			26-55	6-21	16-22	11	24	35	6	74	13	15	2	12	200	
FG % 1st Half:			10-26	38.5%	2nd half:	16-29	55.2%	Game:	26-55	47.3%						Deadball
3FG % 1st Half:			3-12	25.0%	2nd half:	3-9	33.3%	Game:	6-21	28.6%						Rebounds
FT % 1st Half:			5-9	55.6%	2nd half:	11-13	84.6%	Game:	16-22	72.7%						5.2

Officials: Michael Swoboda, Todd Austin, Mike Nance

Technical fouls: Mercer-None. Arkansas-None.

Attendance: 19200

Score by periods	1st	2nd	Total
Mercer	36	25	61
Arkansas	28	46	74

Last FG - MERCER 2nd-00:11, ARK 2nd-01:43.

Largest lead - MERCER by 10 1st-02:57, ARK by 15 2nd-00:19.

MERCER led for 13:26, ARK led for 24:21. Game was tied for 02:13.

Score tied - 4 times.  
Lead changed - 10 times.

<b>GAME 3</b>			<b>80</b>	Northern Iowa	38	42	80	<b>93</b>	
				<b>#15/16 ARKANSAS</b>	40	53	93		
	Nov. 17, 2021 • Fayetteville, Ark. • Bud Walton Arena								

#### Northern Iowa 80 • 1-3

#	Player		Total		3-Ptr		Rebounds			PF	TP	A	TO	Blk	Stl	Min
			FG-FGA	FG-FGA	FT-FTA	Off	Def	Tot								
50	Austin Phye	f	0-3	0-1	0-0	0	3	3	0	0	2	2	1	0	18	
00	Nate Heise	g	5-8	2-4	4-6	0	6	6	1	16	3	0	1	1	33	
03	Tywhon Pickford	g	2-4	1-1	0-2	2	3	5	3	5	4	2	0	0	22	
04	AJ Green	g	6-21	4-13	0-0	0	4	4	1	16	1	2	0	0	37	
11	Trae Berhow	g	7-13	7-11	2-2	0	6	6	5	23	1	0	0	2	40	
01	Cole Henry	g	2-4	0-0	0-0	2	3	5	0	4	4	2	0	0	12	
13	Bowen Born	g	2-4	1-3	1-1	0	1	1	3	6	1	2	0	0	18	
22	Antwan Kimmons	g	1-4	0-0	0-0	0	0	0	1	2	0	1	0	0	10	
23	Derek Krogmann	g	0-0	0-0	0-0	0	0	0	0	0	0	0	0	0	0+	
32	Tytan Anderson	g	0-0	0-0	0-0	0	0	0	0	0	0	0	0	0	0+	
33	Drew Daniel	g	0-0	0-0	0-0	0	0	0	0	0	0	0	0	0	0+	
34	James Betz	g	0-1	0-1	0-0	0	0	0	0	0	0	0	0	0	0+	
35	Noah Carter	g	2-5	2-3	2-2	2	1	3	0	8	1	1	0	0	10	
Team						3	2	5								
Totals			27-67	17-37	9-13	9	29	38	14	80	17	12	2	3	200	
FG % 1st Half: 13-32			40.6%	2nd half: 14-35	40.0%	Game: 27-67	40.3%									
3FG % 1st Half: 9-17			52.9%	2nd half: 8-20	40.0%	Game: 17-37	45.9%									
FT % 1st Half: 3-6			50.0%	2nd half: 6-7	85.7%	Game: 9-13	69.2%									
Deadball Rebounds 2																

#### Arkansas 93 • 3-0

		Total		3-Ptr		Rebounds											
#	Player		FG-FGA	FG-FGA	FT-FTA	Off	Def	Tot	PF	TP	A	TO	Blk	Stl	Min		
10	Jaylin Williams	f	5-8	1-1	0-2	3	3	6	2	11	7	0	3	1	23		
23	Connor Vanover	f	1-4	0-2	0-0	0	1	1	0	2	0	0	1	0	5		
01	JD Notae	g	7-14	1-7	2-2	1	7	8	1	17	9	1	0	2	39		
04	Davonte Davis	g	4-8	2-4	0-0	1	3	4	3	10	1	0	0	1	23		
05	Au'Diese Toney	g	4-6	1-1	4-4	0	6	6	2	13	0	0	1	1	38		
00	Stanley Umude		4-10	1-2	1-2	1	8	9	2	10	1	1	1	1	29		
03	Trey Wade		2-3	0-0	0-0	0	0	0	0	4	1	1	0	0	12		
11	Chris Lykes		8-16	4-7	6-7	0	1	1	0	26	2	2	0	1	31		
Team						1	3	4									
Totals			35-69	10-24	13-17	7	32	39	14	93	21	5	6	7	200		
FG % 1st Half: 17-38			44.7%	2nd half: 18-31	58.1%	Game: 35-69		50.7%	Deadball Rebounds: 2.1								
3FG % 1st Half: 6-16			37.5%	2nd half: 4-8	50.0%	Game: 10-24		41.7%									
FT % 1st Half: 0-3			0.0%	2nd half: 13-14	92.9%	Game: 13-17		76.5%									

Officials: Wil Howard, Rob Rorke, Terry Wymmer

Technical fouls: Northern Iowa-None. Arkansas-None.

Attendance: 19200

Score by periods	1st	2nd	Total
Northern Iowa	38	42	80
Arkansas	40	53	93

Last FG - UNI 2nd-03:13, ARK 2nd-01:27.

Largest lead - UNI by 6 1st-05:49, ARK by 13 2nd-00:18.

UNI led for 11:06, ARK led for 23:08. Game was tied for 05:43.

Score tied - 10 times.  
Lead changed - 18 times.

<b>GAME 2</b>			<b>69</b>	Gardner-Webb	26	43	69	<b>86</b>	
			<b>#15/16 ARKANSAS</b>		42	44	86		
Nov. 13, 2021 • Fayetteville, Ark. • Bud Walton Arena									

#### Gardner-Webb 69 • 0-2

#	Player	Total		3-Ptr		Rebounds			PF	TP	A	TO	Blk	Stl	Min
		FG-FGA	FG-FGA	FT-FTA	Off	Def	Tot								
14	Kareem Reid	f	7-10	0-0	2-3	0	5	5	2	16	1	2	1	0	24
00	Lance Terry	E	6-11	4-9	0-0	0	1	1	2	16	2	0	0	0	27
02	Jordan Sears	E	2-7	1-6	1-2	1	4	5	4	6	3	3	0	0	32
04	D'Maurian Williams	E	2-9	2-5	0-0	0	3	3	1	6	1	5	0	0	33
15	Zion Williams	E	0-3	0-1	0-0	1	2	3	3	0	2	2	0	1	18
01	Julien Soumaoro		5-7	5-7	5-5	0	2	2	1	20	3	2	0	1	23
11	Leon Williams		0-0	0-0	0-0	0	0	0	1	0	0	0	0	0	1
23	Ademide Badmus		1-1	0-0	0-0	1	1	2	1	2	2	0	0	1	16
23	Anthony Selden		1-5	1-3	0-1	0	4	4	3	3	3	1	1	1	26
Team						2	2	4							
Totals			24-53	13-31	8-11	5	24	29	18	69	17	15	2	4	200
FG % 1st Half: 10-28		35.7%	2nd half: 14-25	56.0%	Game: 24-53	45.3%									Deadball Rebounds 0.1
3FG % 1st Half: 3-13		23.1%	2nd half: 10-18	55.6%	Game: 13-31	41.9%									
FT % 1st Half: 3-4		75.0%	2nd half: 5-7	71.4%	Game: 8-11	72.7%									



<b>GAME 5</b>			<b>67</b> Cincinnati	<b>30</b> <b>37</b> <b>67</b> <b>73</b>	
			<b>#12/13 ARKANSAS</b>	<b>26</b> <b>47</b> <b>73</b>	
Nov. 23, 2021 • Kansas City, Mo. • T-Mobile Center					

#### Cincinnati 67 • 5-1

#	Player	Total		3-Ptr		Rebounds			PF	TP	A TO Blk			Stl	Min
		FG-FGA	FG-FGA	FT-FTA	FT-FTA	Off	Def	Tot							
00	Abdul Ado	f	1-3	0-0	2-2	1	3	4	2	4	0	0	2	0	13
05	David DeJulius	g	8-16	2-8	6-6	0	0	0	2	24	1	3	0	1	31
15	John Newman III	g	2-7	2-4	1-3	0	5	5	3	7	1	0	0	0	30
23	Mika Adams-Woods	g	2-8	1-4	0-0	0	3	3	3	5	1	0	0	0	17
24	Jeremiah Davenport	g	0-4	0-2	0-0	0	1	1	3	0	0	2	0	0	22
03	Mike Saunders Jr.	g	3-7	1-2	2-2	0	1	1	3	9	5	4	0	0	28
25	Hayden Koval	g	2-5	2-4	0-0	0	2	2	3	6	0	0	1	0	13
30	Viktor Lakhin	g	2-3	0-0	0-0	0	4	4	4	4	0	5	2	0	15
32	Jarrett Hensley	g	1-1	0-0	0-0	1	1	2	0	2	0	0	0	0	4
33	Ody Oguama	g	2-4	0-0	0-0	4	6	10	4	4	0	0	0	0	17
45	Mason Madsen	g	1-1	0-0	0-0	0	0	0	1	2	0	0	0	0	10
	Team					0	0	0							
Totals			24-59	8-24	11-13	6	26	32	28	67	8	14	5	1	200
FG % 1st Half:		11-32	34.4%	2nd half:	13-27	48.1%	Game:		24-59	40.7%	Deadball				
3FG % 1st Half:		4-14	28.6%	2nd half:	4-10	40.0%	Game:		8-24	33.3%	Rebounds				
FT % 1st Half:		4-4	100.0%	2nd half:	7-9	77.8%	Game:		11-13	84.6%	2.1				

#### Arkansas 73 • 5-0

#	Player	Total		3-Ptr		Rebounds			PF	TP	A TO Blk			Stl	Min
		FG-FGA	FG-FGA	FT-FTA	FT-FTA	Off	Def	Tot							
10	Jaylin Williams	f	1-3	0-2	3-6	3	8	11	3	5	4	3	0	2	35
23	Connor Vanover	f	4-8	0-1	0-0	1	5	6	1	8	0	0	1	0	17
01	JD Notae	g	4-17	2-7	3-4	1	3	4	2	13	1	2	1	2	39
04	Davonte Davis	g	3-12	0-2	2-2	2	3	5	3	8	3	3	0	0	25
05	Au'Diese Toney	g	6-9	0-0	7-8	6	3	9	2	19	1	1	0	1	37
00	Stanley Umude	g	2-5	0-1	0-0	0	1	1	0	4	0	1	0	1	8
03	Trey Wade	g	0-0	0-0	1-2	1	2	3	0	1	0	0	0	0	4
11	Chris Lykes	g	3-12	1-4	8-10	1	0	1	3	15	3	0	0	0	31
20	Kamani Johnson	g	0-0	0-0	0-0	2	0	2	1	0	0	1	1	0	4
	Team					1	3	4							
Totals			23-66	3-17	24-32	18	28	46	15	73	12	11	3	6	200
FG % 1st Half:		10-34	29.4%	2nd half:	13-32	40.6%	Game:		23-66	34.8%	Deadball				
3FG % 1st Half:		0-10	0.0%	2nd half:	3-7	42.9%	Game:		3-17	17.6%	Rebounds				
FT % 1st Half:		6-9	66.7%	2nd half:	18-23	78.3%	Game:		24-32	75.0%	6.1				

Officials: Sceltz, Pollard, Simons

Technical fouls: Cincinnati-None. Arkansas-None.

Attendance: 7255

Score by periods	1st	2nd	Total
Cincinnati	30	37	67
Arkansas	26	47	73

Points	In Paint	Off T/O	2nd Chance	Fast Break	Bench
UC	28	13	4	6	27
ARK	28	16	14	8	20

Last FG - UC 2nd-03:08, ARK 2nd-02:51.

Largest lead - UC by 4 1st-01:20, ARK by 6 1st-14:43.

UC led for 16:41. ARK led for 18:28. Game was tied for 04:51.

Score tied - 11 times.

Lead changed - 14 times.

<b>GAME 7</b>			<b>60</b> Central Arkansas	<b>35</b> <b>25</b> <b>60</b> <b>97</b>	
			<b>#9/10 ARKANSAS</b>	<b>41</b> <b>56</b> <b>97</b>	
Dec. 1, 2021 • Fayetteville, Ark. • Bud Walton Arena					

#### Central Arkansas 60 • 1-7

#	Player	Total		3-Ptr		Rebounds			PF	TP	A TO Blk			Stl	Min
		FG-FGA	FG-FGA	FT-FTA	FT-FTA	Off	Def	Tot							
04	Darius Hall	f	5-9	2-2	0-1	0	3	3	1	12	3	4	0	0	28
14	Jared Chatham	f	1-2	0-0	0-0	0	4	4	3	2	2	2	0	0	20
14	Collin Cooper	f	5-9	3-5	0-0	0	3	3	5	13	2	6	0	1	25
23	Camren Hunter	g	4-12	2-4	2-5	1	4	5	2	12	2	7	0	4	29
34	Jaxson Baker	g	1-6	1-4	1-2	0	0	0	1	4	0	0	0	0	23
00	SK Shittu	g	1-2	0-1	0-0	0	2	2	1	2	0	0	0	1	10
01	ibbe Klintman	g	1-2	0-1	2-3	0	2	2	0	4	0	2	0	0	8
11	Vincent Reeves	g	3-4	0-1	0-0	1	1	2	2	6	0	1	0	0	11
13	Eddy Kayouloud	g	1-7	1-2	1-2	0	5	5	1	4	4	2	0	0	28
20	Brendan Simmons	g	0-0	0-0	0-0	0	0	0	0	0	0	0	0	0	2
21	Jonas Munson	g	0-0	0-0	0-0	0	0	0	0	0	0	0	0	0	2
25	Elias Cato	g	0-2	0-1	1-2	0	1	1	3	1	0	0	1	0	14
	Team					3	1	4			1				
Totals			22-55	9-21	7-15	5	26	31	19	60	13	25	1	6	200
FG % 1st Half:		13-28	46.4%	2nd half:	9-27	33.3%	Game:		22-55	40.0%	Deadball				
3FG % 1st Half:		7-10	70.0%	2nd half:	2-11	18.2%	Game:		9-21	42.9%	Rebounds				
FT % 1st Half:		2-4	50.0%	2nd half:	5-11	45.5%	Game:		7-15	46.7%	2				

#### Arkansas 97 • 7-0

#	Player	Total		3-Ptr		Rebounds			PF	TP	A TO Blk			Stl	Min
		FG-FGA	FG-FGA	FT-FTA	FT-FTA	Off	Def	Tot							
10	Jaylin Williams	f	4-6	0-1	0-0	2	11	13	3	8	2	1	2	2	28
23	Connor Vanover	f	1-1	0-0	0-2	1	2	3	0	2	1	1	0	1	9
01	JD Notae	g	4-10	1-4	1-2	0	4	4	2	10	6	3	0	3	26
04	Davonte Davis	g	6-9	0-0	4-7	1	5	6	3	16	3	2	0	2	26
05	Au'Diese Toney	g	7-8	0-0	2-3	0	2	2	1	16	3	0	1	1	20
00	Stanley Umude	g	7-15	1-3	2-6	5	3	8	2	17	1	3	2	2	24
02	Khalen Robinson	g	2-6	1-3	1-2	1	1	2	2	6	1	3	0	1	9
03	Trey Wade	g	2-3	0-0	0-0	1	3	4	0	4	0	1	0	1	8
11	Chris Lykes	g	3-7	0-4	3-4	0	0	0	1	9	5	0	0	2	21
13	Chance Moore	g	0-1	0-0	0-0	0	0	0	0	0	0	0	0	0	2
14	Jaxson Robinson	g	3-6	1-3	0-0	1	0	1	1	7	0	0	0	0	16
20	Kamani Johnson	g	1-1	0-0	0-0	0	2	2	2	2	0	0	0	1	9
45	Lawson Blake	g	0-0	0-0	0-0	0	0	0	0	0	0	0	0	0	2
	Team					1	1	2							
Totals			40-73	4-18	13-26	13	34	47	17	97	22	12	5	16	200
FG % 1st Half:		15-29	51.7%	2nd half:	25-44	56.8%	Game:		40-73	54.8%	Deadball				
3FG % 1st Half:		3-8	37.5%	2nd half:	1-10	10.0%	Game:		4-18	22.2%	Rebounds				
FT % 1st Half:		8-20	40.0%	2nd half:	5-6	83.3%	Game:		13-26	50.0%	7				

Officials: Nathan Bemis,Vladimir Voyard-Tadal,Anthony Jordan

Technical fouls: Central Arkansas-None. Arkansas-None.

Attendance: 19200

Score by periods	1st	2nd	Total
Central Arkansas	35	25	60
Arkansas	41	56	97

Points	In Paint	Off T/O	2nd Chance	Fast Break	Bench
UCA	16	13	2	22	17
ARK	60	29	9	32	45

Last FG - UCA 2nd-00:57, ARK 2nd-00:02.

Largest lead - UCA by 2 1st-08:19, ARK by 37 2nd-00:49.

UCA led for 00:42. ARK led for 37:27. Game was tied for 01:51.

Score tied - 3 times.

Lead changed - 4 times.

<b>GAME 6</b>			<b>60</b> Penn	<b>26</b> <b>34</b> <b>60</b> <b>76</b>	
			<b>#12/13 ARKANSAS</b>	<b>37</b> <b>39</b> <b>76</b>	
Nov. 28, 2021 • Bud Walton Arena • Fayetteville, Ark.					

#### Penn 60 • 3-6

#	Player		Total		3-Ptr		Rebounds			PF	TP	A	TO	Blk	Stl	Min	
			FG-FGA	FG-FGA	FT-FTA	Off	Def	Tot									
13	Nick Spinoso	f	0-0	0-0	0-0	0	0	0	0	0	1	0	0	1	3		
14	Max Martz		2-10	0-5	0-0	1	12	13	3	4	1	1	0	0	36		
00	Clark Slajchert	g	9-15	3-8	4-5	0	0	0	3	25	0	3	0	2	33		
02	Jonah Charles		2-9	2-7	0-0	0	0	0	2	6	1	3	0	1	33		
05	Jelani Williams	g	1-5	1-2	0-1	0	3	3	1	3	1	2	0	0	17		
11	Michael Moshkovitz		0-5	0-1	1-2	1	3	4	3	1	5	3	1	4	32		
12	Gus Larson		0-0	0-0	0-0	0	0	0	0	0	0	0	0	0	0+		
15	Andrew Laczkowski		1-1	0-0	0-0	0	0	0	0	2	0	0	0	0	0		
21	Bryce Washington		1-3	0-2	0-0	1	1	2	0	2	1	0	0	0	11+		
22	Lucas Monroe		4-6	0-0	0-8	1	3	4	2	14	0	2	0	1	27		
40	George Smith		1-3	1-2	0-0	0	0	0	3	1	0	0	0	0	8		
	Team					2	0	2				1					
Totals				21-57	7-27	11-16	6	22	28	14	60	11	15	1	9	200	
FG % 1st Half:			11-29	37.9%	2nd half:	10-28	35.7%	Game:		21-57	36.8%						Deadball Rebounds 2.2
3FG % 1st Half:			4-14	28.6%	2nd half:	3-13	23.1%	Game:		7-27	25.9%						
FT % 1st Half:			0-1	0.0%	2nd half:	11-15	73.3%	Game:		11-16	68.8%						

<b>GAME 9</b>			<b>66</b>	<b>Charlotte</b>	<b>31</b>	<b>35</b>	<b>66</b>	<b>86</b>	
			<b>#10/12 ARKANSAS</b>		<b>41</b>	<b>45</b>	<b>86</b>		
Dec. 7, 2021 • Bud Walton Arena • Fayetteville, Ark.									

#### Charlotte 66 • 4-4

#	Player	Total		3-Ptr		Rebounds			PF	TP	A TO Blk			Stl	Min
		FG-FGA	FG-FGA	FT-FTA	FT-FTA	Off	Def	Tot							
20	Robert Braswell	f	3-7	1-5	0-0	0	2	2	3	7	0	0	0	1	22
15	Aly Khalifa	c	3-8	1-3	2-2	1	2	3	3	9	2	1	2	0	28
00	Clyde Trapp	e	2-2	0-0	0-0	0	4	4	1	4	4	3	0	2	31
01	Jahmir Young	e	4-14	0-5	2-2	0	4	4	0	10	5	3	0	1	35
02	Austin Butler	e	5-10	2-4	2-2	2	4	6	4	14	1	3	0	1	35
05	Marvin Cannon	e	2-3	0-1	0-0	1	0	1	2	4	0	0	0	0	7
12	Jackson Threadgill	e	2-4	0-1	0-0	0	0	0	3	4	0	0	0	0	16
24	Isaiah Folkles	e	0-1	0-1	2-2	0	1	1	0	2	0	1	0	0	5
25	Jared Garcia	e	3-5	1-2	2-3	0	0	0	0	9	2	0	0	0	11
35	Luka Vasic	e	1-2	1-2	0-0	0	0	0	1	3	1	1	1	0	10
	Team					0	0	0							
Totals			25-56	6-24	10-11	4	17	21	17	66	15	12	3	5	200
FG % 1st Half:		12-25	48.0%	2nd half:	13-31	41.9%	Game:	25-56	44.6%						
3FG % 1st Half:		2-10	20.0%	2nd half:	4-14	28.6%	Game:	6-24	25.0%						
FT % 1st Half:		5-5	100.0%	2nd half:	5-6	83.3%	Game:	10-11	90.9%						

#### Arkansas 86 • 9-0

#	Player	Total		3-Ptr		Rebounds			PF	TP	A TO Blk			Stl	Min
		FG-FGA	FG-FGA	FT-FTA	FT-FTA	Off	Def	Tot							
10	Jaylin Williams	f	7-9	0-1	1-1	2	6	8	3	15	2	2	0	3	32
23	Connor Vanover	f	3-5	0-1	0-0	1	0	1	1	6	0	0	2	0	8
01	JD Notae	e	9-18	1-6	4-5	0	10	10	1	23	1	2	0	4	37
04	Davonte Davis	e	7-12	0-0	4-7	2	2	4	4	18	8	5	0	1	35
05	Au'Diese Toney	e	1-1	0-0	4-4	3	4	7	1	6	0	3	1	0	37
00	Stanley Umude	e	0-6	0-1	0-0	2	1	3	2	0	0	0	0	0	10
02	Khalen Robinson	e	1-1	1-1	0-0	0	0	0	0	3	0	0	0	0	1
03	Trey Wade	e	0-2	0-0	0-0	1	0	1	1	0	0	0	0	0	3
11	Chris Lykes	e	5-8	1-2	2-3	0	2	2	0	13	3	1	0	1	29
14	Jaxson Robinson	e	1-2	0-1	0-0	0	0	0	0	2	0	0	0	0	5
20	Kamani Johnson	e	0-0	0-0	0-0	0	0	0	0	0	0	0	0	0	3
	Team					4	1	5							
Totals			34-64	3-13	15-20	15	26	41	13	86	14	13	3	9	200
FG % 1st Half:		17-38	44.7%	2nd half:	17-26	65.4%	Game:	34-64	53.1%						
3FG % 1st Half:		2-7	28.6%	2nd half:	1-6	16.7%	Game:	3-13	23.1%						
FT % 1st Half:		5-8	62.5%	2nd half:	10-12	83.3%	Game:	15-20	75.0%						

Officials: Robert Felder, Olandis Poole, Joe Lindsey  
Technical fouls: Charlotte-None, Arkansas-None.  
Attendance: 19200

Score by periods	1st	2nd	Total
Charlotte	31	35	66
Arkansas	41	45	86

Last FG - CLT 2nd-00:51, ARK 2nd-00:36.

Largest lead - CLT by 3 1st-18:48, ARK by 20 2nd-00:36.

CLT led for 04:05. ARK led for 34:12. Game was tied for 01:43.

Score tied - 2 times.  
Lead changed - 5 times.

<b>GAME 11</b> <b>NO TV</b>		<b>89</b>	Hofstra	40	49	89	<b>81</b>	
		<b>#19/24 ARKANSAS</b>	32	49	81			
		Dec. 18, 2021 • Simmons Bank Arena • N. Little Rock, Ark.						

#### Hofstra 89 • 7-5

#	Player	Total		3-Ptr		Rebounds			PF	TP	A TO Blk			Stl	Min
		FG-FGA	FG-FGA	FT-FTA	FT-FTA	Off	Def	Tot							
35	Abayomi Iyola	f	7-11	0-0	4-6	4	10	14	3	18	1	2	0	1	29
00	Darlinstone Dubar	e	5-13	1-4	0-0	0	5	5	0	11	2	1	0	5	40
04	Aaron Estrada	e	7-12	0-2	8-8	3	7	10	1	22	8	2	0	0	34
15	Omar Silverio	e	2-9	1-5	2-3	0	5	5	2	7	2	1	0	1	33
20	Jalen Ray	e	7-13	4-8	4-4	0	1	1	2	22	2	1	0	1	31
01	Caleb Burgess	e	1-1	1-1	0-0	0	0	0	0	3	0	1	0	1	5
11	Jaquan Carlos	e	1-4	0-2	2-2	0	3	3	0	4	2	3	0	0	17
23	Kvonn Cramer	e	1-2	0-0	0-0	0	1	1	1	2	0	0	0	0	11
	Team					1	0	1							
Totals			31-65	7-22	20-23	8	32	40	9	89	17	11	0	9	200
FG % 1st Half:		14-33	42.4%	2nd half:	17-32	53.1%	Game:	31-65	47.7%						
3FG % 1st Half:		5-14	35.7%	2nd half:	2-8	25.0%	Game:	7-22	31.8%						
FT % 1st Half:		7-8	87.5%	2nd half:	13-15	86.7%	Game:	20-23	87.0%						

#### Arkansas 81 • 9-2

#	Player	Total		3-Ptr		Rebounds			PF	TP	A TO Blk			Stl	Min
		FG-FGA	FG-FGA	FT-FTA	FT-FTA	Off	Def	Tot							
10	Jaylin Williams	f	3-5	0-0	0-1	1	7	8	1	6	3	2	2	0	26
00	Stanley Umude	e	3-9	0-4	0-0	0	5	5	0	6	3	2	2	0	29
02	Khalen Robinson	e	1-3	1-3	0-0	0	0	0	2	3	4	0	0	0	3
04	Davonte Davis	e	3-11	0-1	3-3	1	3	4	5	9	4	1	0	1	30
05	Au'Diese Toney	e	3-6	0-1	3-4	3	4	7	2	9	0	2	1	1	37
01	JD Notae	e	8-16	4-9	0-0	0	6	6	5	20	2	6	0	2	33
03	Trey Wade	e	0-0	0-0	0-0	0	1	1	0	0	0	0	0	0	10
11	Chris Lykes	e	5-11	4-9	5-5	0	0	0	5	19	0	2	0	3	25
14	Jaxson Robinson	e	3-4	3-4	0-0	0	0	0	0	9	1	0	0	0	7
	Team					1	1	2							
Totals			29-65	12-31	11-13	6	27	33	20	81	17	15	5	7	200
FG % 1st Half:		11-31	35.5%	2nd half:	18-34	52.9%	Game:	29-65	44.6%						
3FG % 1st Half:		3-14	21.4%	2nd half:	9-17	52.9%	Game:	12-31	38.7%						
FT % 1st Half:		7-9	77.8%	2nd half:	4-4	100.0%	Game:	11-13	84.6%						

Officials: Robert Felder, John Hampton, Rob Rorke  
Technical fouls: Hofstra-None, Arkansas-None.  
Attendance: 14685

Score by periods	1st	2nd	Total
Hofstra	40	49	89
Arkansas	32	49	81

Last FG - HOF 2nd-00:32, ARK 2nd-00:08.

Largest lead - HOF by 14 2nd-08:26, ARK by 3 1st-13:42.

HOF led for 35:46. ARK led for 00:43. Game was tied for 03:31.

Score tied - 4 times.  
Lead changed - 4 times.

<b>GAME 10</b>		<b>66</b>	<b>#10/12 ARKANSAS</b>	<b>33</b>	<b>33</b>	<b>66</b>	<b>88</b>	
<b>ESPN 2</b>			<b>RV/RV Oklahoma</b>		<b>39</b>	<b>49</b>	<b>88</b>	
Dec. 11, 2021 • Tulsa, Okla. • BOK Center								

#### Arkansas 66 • 9-1

#	Player		Total		3-Ptr	Rebounds			PF	TP	A TO Blk				Stl	Min
			FG-FGA	FG-FGA	FT-FTA	Off	Def	Tot								
10	Jaylin Williams	f	2-6	1-2	2-3	3	4	7	3	7	1	4	1	0	27	
23	Connor Vanover	f	0-1	0-1	0-0	0	1	1	0	0	0	0	1	0	4	
01	JD Notae	g	3-14	2-7	5-5	0	3	3	4	13	3	1	1	2	39	
04	Davonte Davis	g	9-21	4-8	4-4	0	5	5	3	26	3	1	0	0	39	
05	Au'Diese Toney	g	2-4	0-0	2-2	2	3	5	1	6	1	2	0	2	35	
00	Stanley Umude		3-7	0-3	2-2	3	1	4	4	8	0	3	0	1	26	
02	Khalen Robinson		0-0	0-0	0-0	0	0	0	0	0	0	0	0	0	0+	
03	Trey Wade		0-0	0-0	0-0	0	0	0	0	0	0	0	0	0	0+	
11	Chris Lykes		2-8	0-3	2-2	0	1	1	3	6	2	1	0	1	30	
	Team					1	2	3								
Totals			21-61	7-24	17-18	9	20	29	18	66	10	14	3	6	200	
FG % 1st Half: 12-28			42.9%	2nd half: 9-33	27.3%	Game: 21-61			34.4%							
3FG % 1st Half: 4-11			36.4%	2nd half: 3-13	23.1%	Game: 7-24			29.2%	Deadball Rebounds						
FT % 1st Half: 5-5			100.0%	2nd half: 12-13	92.3%	Game: 17-18			94.4%	1						

<b>GAME 13</b>		<b>68</b> <b>--RV ARKANSAS</b>	<b>31 37</b> <b>68 81</b>	
<b>Dec. 29, 2021 • Starkville, Miss. • Humphrey Coliseum</b>				

#### Arkansas 68 • 10-3,0-1 SEC

#	Player	Total		3-Ptr		Rebounds			PF	TP	A	TO	Blk	Stl	Min
		FG-FGA	FT-FTA	FG-FGA	FT-FTA	Off	Def	Tot							
03	Trey Wade	f 1-2	1-1	0-0	0 0 0	2	3	1 1 0	0	22					
10	Jaylin Williams	f 4-10	0-3	1-2	2 5 7	2	9	6 2 3	0	36					
04	Davonte Davis	f 7-12	1-4	0-1	0 5 5	4	15	4 2 0	2	26					
11	Chris Lykes	f 3-9	1-4	3-3	0 0 0	2	10	2 4 0	1	24					
14	Jaxson Robinson	f 2-7	2-7	0-0	1 6 7	3	6	1 2 0	0	31					
00	Stanley Umude	f 7-12	2-4	3-4	1 2 3	3	19	0 1 1	2	26					
02	Khalen Robinson	f 0-3	0-3	0-0	1 0 1	2	0	1 1 0	0	11					
05	Au'Diese Toney	f 1-3	1-1	3-4	1 0 1	2	6	0 2 0	0	18					
23	Connor Vanover	f 0-1	0-0	0-0	1 0 1	0	0	0 1 0	0	6					
Team					4 2 6			1							
Totals		25-59	8-27	10-14	11 20 31	20	68	15 17 4	5	200					
FG % 1st Half:		11-28	39.3%	2nd half:	14-31	45.2%	Game:	25-59	42.4%	Deadball Rebounds 3					
3FG % 1st Half:		5-13	38.5%	2nd half:	3-14	21.4%	Game:	8-27	29.6%						
FT % 1st Half:		4-5	80.0%	2nd half:	6-9	66.7%	Game:	10-14	71.4%						

#### Mississippi State 81 • 10-3,1-0 SEC

#	Player	Total		3-Ptr		Rebounds			PF	TP	A	TO	Blk	Stl	Min
		FG-FGA	FT-FTA	FG-FGA	FT-FTA	Off	Def	Tot							
10	Garrison Brooks	f 0-6	0-2	2-2	3 7 10	1	2	1 0 0	1	28					
13	D.J. Jeffries	f 4-12	1-5	1-3	0 3 3	1	10	2 0 1	0	29					
35	Tolu Smith	f 5-8	0-0	8-10	4 2 6	1	18	0 2 0	5	26					
01	Iverson Molinar	f 5-10	0-2	6-8	1 3 4	3	16	5 4 1	0	33					
03	Shakeel Moore	f 5-8	3-4	2-2	0 2 2	3	15	5 2 0	4	34					
00	Rocket Watts	f 3-4	0-1	1-1	0 0 0	1	7	0 0 0	0	8					
02	Javian Davis	f 2-5	0-0	2-2	5 3 8	1	6	0 1 0	0	14					
04	Cameron Matthews	f 0-0	0-0	0-0	0 1 1	1	0	1 0 0	0	12					
05	Cam Carter	f 0-3	0-2	0-0	0 1 1	0	0	1 1 0	1	5					
11	Andersson Garcia	f 3-3	1-1	0-0	1 0 1	0	7	0 1 1	1	11					
Team					1 2 3			1							
Totals		27-59	5-17	22-28	15 24 39	12	81	15 12 3	12	200					
FG % 1st Half:		12-29	41.4%	2nd half:	15-30	50.0%	Game:	27-59	45.8%	Deadball Rebounds 3					
3FG % 1st Half:		2-9	22.2%	2nd half:	3-8	37.5%	Game:	5-17	29.4%						
FT % 1st Half:		7-9	77.8%	2nd half:	15-19	78.9%	Game:	22-28	78.6%						

Officials: Rob Rorke,Tony Greene,Doug Shows  
Technical fouls: Arkansas-None, Mississippi State-None.  
Attendance: 6629

Score by periods	1st	2nd	Total
Arkansas	31	37	68
Mississippi State	33	48	81

Last FG - ARK 2nd-00:18, MSU 2nd-03:14.  
Largest lead - ARK by 5 1st-12:12, MSU by 16 2nd-04:57.  
ARK led for 05:52. MSU led for 28:15. Game was tied for 05:53.

Score tied - 7 times.  
Lead changed - 6 times.

<b>GAME 15</b>		<b>81</b> <b>--RV ARKANSAS</b>	<b>35 46</b> <b>81 86</b>	
<b>Jan. 8, 2022 • Bryan-College Station, Texas • Reed Arena</b>				

#### Arkansas 81 • 10-5,0-3 SEC

#	Player	Total		3-Ptr		Rebounds			PF	TP	A	TO	Blk	Stl	Min
		FG-FGA	FT-FTA	FG-FGA	FT-FTA	Off	Def	Tot							
10	Jaylin Williams	f 5-8	0-1	0-0	1 10 11	2	10	2 4 2	1	30					
00	Stanley Umude	f 4-8	1-3	1-2	1 2 3	5	10	1 1 1	0	23					
01	JD Notae	f 11-23	5-8	4-7	2 3 5	2	31	3 5 0	2	38					
05	Au'Diese Toney	f 4-11	0-0	1-2	4 2 6	4	9	0 1 0	0	29					
14	Jaxson Robinson	f 0-2	0-1	0-0	1 0 1	0	0	0 1 1	0	9					
02	Khalen Robinson	f 0-0	0-0	0-0	0 0 0	1	0	0 0 0	0	1					
03	Trey Wade	f 0-0	0-0	0-0	1 0 1	0	0	0 1 0	0	4					
04	Davonte Davis	f 2-10	0-4	9-10	4 3 7	3	13	7 4 0	1	37					
11	Chris Lykes	f 0-3	0-2	1-2	0 0 0	2	1	2 1 0	1	10					
20	Kamani Johnson	f 1-1	0-0	5-6	4 4 8	4	7	1 0 1	1	19					
Team					2 2 4										
Totals		27-66	6-19	21-29	20 26 46	23	81	16 18 5	5	200					
FG % 1st Half:		14-33	42.4%	2nd half:	13-33	39.4%	Game:	27-66	40.9%	Deadball Rebounds 0					
3FG % 1st Half:		3-12	25.0%	2nd half:	3-7	42.9%	Game:	6-19	31.6%						
FT % 1st Half:		4-8	50.0%	2nd half:	17-21	81.0%	Game:	21-29	72.4%						

#### Texas A&M 86 • 13-2,2-0 SEC

#	Player	Total		3-Ptr		Rebounds			PF	TP	A	TO	Blk	Stl	Min
		FG-FGA	FT-FTA	FG-FGA	FT-FTA	Off	Def	Tot							
10	Ethan Henderson	f 2-4	0-0	0-0	1 1 2	5	4	0 0 1	0	17					
15	Henry Coleman III	f 5-6	0-0	4-6	2 7 9	2	14	1 1 1	1	26					
01	Marcus Williams	f 2-11	1-5	4-6	0 3 3	4	9	3 4 1	2	32					
20	Andre Gordon	f 5-5	2-2	1-2	0 1 1	2	13	4 2 2	1	31					
23	Tyrece Radford	f 5-7	2-4	0-1	1 4 5	5	12	3 2 1	1	32					
00	Aaron Cash	f 0-0	0-0	0-0	0 0 0	3	0	0 0 0	0	3					
03	Quenton Jackson	f 6-10	1-4	3-4	1 4 5	4	16	3 2 0	2	23					
04	Wade Taylor IV	f 4-10	2-4	1-4	0 3 3	1	11	2 0 1	3	19					
05	Hassan Diarra	f 1-1	0-0	2-2	0 0 0	1	4	0 1 0	0	4					
31	Javonte Brown	f 1-1	0-0	1-5	0 3 3	1	3	1 0 1	0	10					
35	Manny Obaseki	f 0-0	0-0	0-0	0 0 0	0	0	0 0 1	0	3					
Team					1 0 1										
Totals		31-55	8-19	16-30	6 26 32	28	86	16 13 9	10	200					
FG % 1st Half:		14-27	51.9%	2nd half:	17-28	60.7%	Game:	31-55	56.4%	Deadball Rebounds 6,1					
3FG % 1st Half:		3-9	33.3%	2nd half:	5-10	50.0%	Game:	8-19	42.1%						
FT % 1st Half:		6-14	42.9%	2nd half:	10-16	62.5%	Game:	16-30	53.3%						

Officials: Vladimir Voyard-Tadal,Chuck Jones,Terry Wymer  
Technical fouls: Arkansas-None, Texas A&M-None.  
Attendance: 7967

Score by periods	1st	2nd	Total
Arkansas	35	46	81
Texas A&M	37	49	86

Last FG - ARK 2nd-01:08, TA&M 2nd-00:34.  
Largest lead - ARK by 11 1st-13:33, TA&M by 17 2nd-11:01.  
ARK led for 13:23. TA&M led for 25:35. Game was tied for 01:02.

Score tied - 3 times.  
Lead changed - 3 times.

<b>GAME 14</b>		<b>75</b> <b>Vanderbilt</b>	<b>35 40</b> <b>75 74</b>	
<b>Jan. 4, 2022 • Bud Walton Arena • Fayetteville, Ark.</b>				

#### Vanderbilt 75 • 9-4,1-0 SEC

#	Player	Total		3-Ptr		Rebounds			PF	TP	A	TO	Blk	Stl	Min
		FG-FGA	FG-FGA	FT-FTA	Off	Def	Tot								
10	Myles Stute	f	3-9	2-8	0-0	2	4	6	4	8	0	1	1	1	31
42	Quentin Millora-Brow	f	0-0	0-0	0-0	1	5	6	2	0	1	0	0	1	25
02	Scotty Pippen Jr.	g	6-11	1-2	9-12	1	2	3	5	22	3	7	0	0	34
03	Rodney Chatman		3-5	2-3	3-4	1	2	3	4	11	2	2	0	2	25
04	Jordan Wright	g	3-11	0-3	6-6	2	4	6	5	12	4	3	0	2	28
00	Tyrin Lawrence		2-5	0-1	1-4	0	5	5	2	5	2	0	0	0	15
12	Trey Thomas		5-9	5-7	0-0	0	1	1	2	15	1	2	0	0	25
15	Terren Frank		1-2	0-1	0-0	0	2	2	2	2	0	2	0	0	17
Team						1	2	3							
Totals			23-52	10-25	19-26	8	27	35	26	75	13	17	1	7	200
FG % 1st Half: 12-27		44.4%	2nd half: 11-25	44.0%	Game: 23-52	44.2%	Deadball Rebounds 5,1								
3FG % 1st Half: 5-12		41.7%	2nd half: 5-13	38.5%	Game: 10-25	40.0%									
FT % 1st Half: 6-8		75.0%	2nd half: 13-18	72.2%	Game: 19-26	73.1%									



<b>GAME 17</b>			<b>65</b> <b>ARKANSAS</b> #12/12 <b>LSU</b>	<b>31</b> <b>34</b> <b>33</b> <b>25</b>	<b>65</b> <b>58</b>	<b>58</b> <b>LSU</b>
Jan. 15, 2022 • Baton Rouge, La. • Maravich Center						

Arkansas 65 • 12-5,2-3 SEC

#	Player	Total		3-Ptr	Rebounds			PF	TP	A	TO	Blk	Stl	Min
		FG-FGA	FT-FTA	FG-FGA	FT-FTA	Off	Def							
03	Trey Wade	f 1-2	0-0	0-0	2	0	2	1	2	0	0	0	1	20
10	Jaylin Williams	f 4-7	1-2	2-2	1	12	13	3	11	1	0	1	3	34
00	Stanley Umude	g 2-4	1-2	3-4	1	5	6	2	8	0	3	0	0	24
01	JD Notae	g 7-13	2-6	3-4	1	2	3	4	19	4	3	0	1	27
05	Au'Diese Toney	g 4-8	0-1	4-6	2	2	4	1	12	0	4	1	1	39
02	Khalen Robinson	0-0	0-0	0-0	0	0	0	0	0	0	1	0	0	1
04	Davonte Davis	3-9	1-3	0-0	4	4	8	3	7	3	5	0	1	33
11	Chris Lykes	2-11	0-3	2-2	0	1	1	4	6	0	1	0	0	21
23	Connor Vanover	0-1	0-0	0-0	0	0	0	0	0	0	0	0	0	1
Team					2	2	4				2			
Totals		23-55	5-17	14-18	13	28	41	18	65	8	19	2	7	200
FG % 1st Half:		11-27	40.7%	2nd half:	12-28	42.9%	Game:	23-55	41.8%	Deadball Rebounds				
3FG % 1st Half:		0-8	0.0%	2nd half:	5-9	55.6%	Game:	5-17	29.4%	2				
FT % 1st Half:		9-10	90.0%	2nd half:	5-8	62.5%	Game:	14-18	77.8%					

LSU 58 • 15-2,3-2 SEC

#	Player		Total		3-Ptr		Rebounds			PF	TP	A	TO	Blk	Stl	Min
			FG-FGA	FT-FTA	FG-FGA	FT-FTA	Off	Def	Tot							
04	Darius Days	f	1-8	0-3	1-2	1	3	4	5	3	2	2	1	3	30	
05	Mwani Wilkinson	f	0-1	0-0	2-2	0	1	1	1	2	0	1	2	1	25	
15	Efton Reid	c	3-6	1-2	0-0	0	2	2	2	7	0	2	0	0	15	
00	Brandon Murray	g	1-5	0-3	0-0	0	1	1	5	2	2	3	0	0	20	
02	Eric Gaines	g	6-14	1-4	1-4	3	3	6	3	14	4	4	0	4	36	
03	Alex Fudge		5-6	2-2	1-2	1	3	4	1	13	0	0	1	2	23	
11	Justice Williams		1-5	0-1	2-2	0	2	2	2	4	1	0	0	1	17	
13	Tari Eason		4-8	1-3	4-5	2	2	4	2	13	2	3	0	3	26	
24	Shareef O'Neal		0-2	0-1	0-0	0	3	3	0	0	0	1	0	0	8	
Team						4	0	4								
Totals			21-55	5-19	11-17	11	20	31	21	58	11	16	4	14	200	
FG % 1st Half: 13-30			43.3%	2nd half: 8-25	32.0%	Game: 21-55	38.2%			Deadball Rebounds						
3FG % 1st Half: 3-10			30.0%	2nd half: 2-9	22.2%	Game: 5-19	26.3%			1.1						
FT % 1st Half: 4-6			66.7%	2nd half: 7-11	63.6%	Game: 11-17	64.7%									

Officials: Rob Rorke,Mike Nance,Tony Greene

Technical fouls: Arkansas-None. LSU-None.

Attendance: 12734

Score by periods	1st	2nd	Total
Arkansas	31	34	65
LSU	33	25	58

Points	In Paint	Off T/O	2nd Chance	Fast Break	Bench
Ark	30	20	13	10	13
LSU	28	13	10	5	30

Last FG - ARK 2nd-00:22, LSU 2nd-02:16.

Largest lead - ARK by 7 2nd-00:11, LSU by 8 2nd-09:01.

ARK led for 06:48. LSU led for 28:32. Game was tied for 04:40.

Score tied - 9 times.  
Lead changed - 7 times.

<b>GAME 19</b>			<b>73</b> <b>RV/RV Texas A&amp;M</b> <b>ARKANSAS</b>	<b>29</b> <b>35</b> <b>9</b> <b>73</b> <b>33</b> <b>31</b> <b>12</b> <b>76</b>	<b>76</b> 
Jan. 22, 2022 • Bud Walton Arena • Fayetteville, Ark.					

Texas A&M 73 • 15-4,4-2 SEC

#	Player		Total		3-Ptr		Rebounds			PF	TP					Min
			FG-FGA	FT-FTA	FG-FGA	FT-FTA	Off	Def	Tot			A	TO	Blk	Stl	
10	Ethan Henderson	f	1-2	0-0	0-0	2	3	5	3	2	1	0	1	0	18	
15	Henry Coleman III	f	2-5	0-0	2-2	1	4	5	3	6	0	0	1	1	19	
01	Marcus Williams	g	3-10	1-5	2-2	1	4	5	4	9	3	8	1	1	30	
20	Andre Gordon	g	0-2	0-1	0-0	0	1	1	0	0	0	1	0	0	14	
23	Tyrece Radford	g	3-11	1-6	2-2	4	7	11	1	9	2	0	2	2	37	
00	Aaron Cash		1-3	0-0	2-2	0	1	1	1	4	0	0	0	3	21	
02	Hayden Hefner		0-0	0-0	0-0	0	0	0	0	0	0	0	0	0	8	
03	Quenton Jackson		3-9	0-3	7-7	0	1	1	5	13	1	2	4	1	28	
04	Wade Taylor IV		8-14	5-8	4-5	0	1	1	2	25	2	4	0	2	27	
05	Hassan Diarra		2-4	1-1	0-0	0	2	2	4	5	0	4	0	1	14	
31	Javonte Brown		0-0	0-0	0-0	0	0	0	0	0	1	0	0	0	2	
35	Manny Obaseki		0-2	0-2	0-0	0	1	1	0	0	0	0	0	0	7	
Team						4	3	7								
Totals				23-62	8-26	19-20	12	28	40	23	73	10	19	9	11	225
FG % 1st Half:			9-27	33.3%	2nd half:	11-28	39.3%	OT:	3-7	42.9%	Game:	23-62	37.1%	Deadball Rebounds		
3FG % 1st Half:			3-11	27.3%	2nd half:	4-12	33.3%	OT:	1-3	33.3%	Game:	8-26	30.8%	0.1		
FT % 1st Half:			8-9	88.9%	2nd half:	9-9	100.0%	OT:	2-2	100.0%	Game:	19-20	95.0%			

Arkansas 76 • 14-5,4-3 SEC

#	Player		Total		3-Ptr		Rebounds			PF	TP	A	TO	Blk	Stl	Min
			FG-FGA	FT-FTA	FG-FGA	FT-FTA	Off	Def	Tot							
03	Trey Wade	f	2-3	2-2	2-2	0	1	1	3	8	1	1	1	0	34	
10	Jaylin Williams	f	5-10	1-2	3-3	1	10	11	2	14	3	3	3	6	43	
00	Stanley Umude	g	5-14	1-5	4-4	1	6	7	2	15	3	0	1	3	44	
01	JD Notae	g	6-21	2-10	3-3	1	5	6	5	17	4	5	1	3	31	
05	Au'Diese Toney	g	4-8	0-0	4-4	3	3	6	0	12	1	1	0	1	42	
04	Davonte Davis		1-5	0-0	2-3	3	2	5	4	4	2	2	0	1	19	
11	Chris Lykes		1-3	1-1	3-6	0	1	1	1	6	2	3	0	0	11	
20	Kamani Johnson		0-0	0-0	0-0	0	0	0	0	0	0	0	0	0	1	
Team						4	0	4				1				
Totals			24-64	7-20	21-25	13	28	41	17	76	16	16	6	14	225	
FG % 1st Half: 12-30			40.0%	2nd half: 8-29	27.6%	OT: 4-5	80.0%	Game: 24-64	37.5%	Deadball Rebounds						
3FG % 1st Half: 6-12			50.0%	2nd half: 1-8	12.5%	OT: 0-0	0.0%	Game: 7-20	35.0%							
FT % 1st Half: 3-4			75.0%	2nd half: 14-14	100.0%	OT: 4-7	57.1%	Game: 21-25	84.0%							

Officials: Jason Baker,Wil Howard,Anthony Jordan

Technical fouls: Texas A&M-None. Arkansas-None.

Attendance: 19200

Score by periods	1st	2nd	OT	Total
Texas A&M	29	35	9	73
Arkansas	33	31	12	76

Points	In Paint	Off T/O	2nd Chance	Fast Break	Bench
T&A&M	24	21	9	16	47
ARK	26	17	19	3	10

Last FG - TA&M OT-00:42, ARK OT-00:01.

Largest lead - TA&M by 2 OT-04:16, ARK by 16 1st-11:32.

TA&M led for 01:24. ARK led for 41:25. Game was tied for 02:07.

Score tied - 4 times.  
Lead changed - 2 times.

<b>GAME 18</b>			<b>59</b> <b>South Carolina</b> <b>ARKANSAS</b>	<b>40</b> <b>19</b> <b>33</b> <b>42</b>	<b>59</b> <b>75</b>	
Jan. 18, 2022 • Bud Walton Arena • Fayetteville, Ark.						

South Carolina 59 • 10-7,1-4 SEC

#	Player		Total		3-Ptr		Rebounds					PF	TP	A	TO	Blk	Stl	Min
			FG-FGA	FG-FGA	FT-FTA	Off	Def	Tot										
15	Wildens Leveque	f	0-2	0-0	1-2	2	1	3	3	1	0	1	0	0	0	11		
24	Keyshawn Bryant	f	2-5	0-1	1-1	1	1	2	2	5	1	1	0	1	1	21		
00	James Reese V	g	3-9	3-7	1-2	0	3	3	3	10	3	0	1	1	1	33		
10	Erik Stevenson	g	1-12	1-7	0-0	0	0	0	3	3	1	3	0	1	1	26		
23	Devin Carter	g	6-14	3-5	5-10	3	3	6	1	20	1	6	1	2	1	31		
01	Jacobi Wright		0-1	0-1	0-0	0	3	3	1	0	3	2	0	0	0	21		
02	Chico Carter, Jr.		0-3	0-1	3-4	0	1	1	1	3	1	2	0	2	13			
14	Brandon Martin		3-5	0-1	1-1	1	3	4	3	7	0	0	0	0	0	13		
33	Josh Gray		4-6	0-0	0-4	5	6	11	2	8	1	0	0	0	0	19		
55	Ta'Quan Woodley		1-2	0-0	0-0	1	0	1	3	2	0	2	1	0	0	12		
	Team					2	0	2						1				
Totals			20-59	7-23	12-24	15	21	36	22	59	11	18	3	7		200		
FG % 1st Half: 14-32			43.8%	2nd half: 6-27	22.2%	Game: 20-59			33.9%	Deadball Rebounds 6.2								
3FG % 1st Half: 6-13			46.2%	2nd half: 1-10	10.0%	Game: 7-23			30.4%									
FT % 1st Half: 6-10			60.0%	2nd half: 6-14	42.9%	Game: 12-24			50.0%									

GAME 21

ESPN 2



68

West Virginia

ARKANSAS

29

39

68

77



Jan. 29, 2022 • Bud Walton Arena • Fayetteville, Ark.

West Virginia 68 • 13-7

#	Player	Total		3-Ptr		Rebounds			PF	TP	A		TO	Blk	Stl	Min
		FG-FGA	FG-FGA	FT-FTA	FT-FTA	Off	Def	Tot								
11	Jalen Bridges	f	2-7	0-4	2-2	2	4	6	4	6	0	1	0	1	25	
13	Isalah Cottrell	f	0-4	0-2	0-0	0	2	2	4	0	0	0	0	0	13	
00	Kedrian Johnson	g	5-9	4-5	4-4	0	0	0	3	18	1	2	0	1	24	
12	Taz Sherman	g	4-11	2-5	5-5	2	2	4	1	15	2	1	0	3	33	
22	Sean McNeil	g	3-11	1-6	0-0	0	3	3	0	7	4	1	0	1	32	
01	Pauly Paulicap	g	0-0	0-0	1-2	0	0	0	4	1	0	1	0	0	5	
02	Kobe Johnson	g	0-0	0-0	0-0	0	1	1	0	0	1	0	0	0	6	
03	Gabe Osabuohien	g	3-5	0-0	1-3	1	2	3	5	7	1	1	1	1	13	
04	Jamel King	g	0-1	0-1	0-0	0	1	1	2	0	0	0	0	0	3	
05	Dimon Carrigan	g	0-0	0-0	1-2	2	1	3	4	1	0	1	3	0	22	
10	Malik Curry	g	5-9	0-2	1-3	0	3	3	2	11	0	1	0	0	18	
45	Seth Wilson	g	1-3	0-1	0-0	0	0	0	0	2	0	0	0	1	6	
Team						0	0	0								
Totals			23-60	7-26	15-21	7	19	26	29	68	9	9	4	8	200	
FG % 1st Half:		11-32	34.4%	2nd half:	12-28	42.9%	Game:	23-60	38.3%							Deadball Rebounds
3FG % 1st Half:		1-6	16.7%	2nd half:	5-14	35.7%	Game:	7-26	26.9%							2
FT % 1st Half:		5-9	55.6%	2nd half:	10-12	83.3%	Game:	15-21	71.4%							

Arkansas 77 • 16-5

#	Player	Total		3-Ptr		Rebounds			PF	TP	A		TO	Blk	Stl	Min
		FG-FGA	FG-FGA	FT-FTA	FT-FTA	Off	Def	Tot								
03	Trey Wade	f	1-2	0-1	4-4	1	1	2	1	6	1	1	1	0	38	
10	Jaylin Williams	f	3-13	1-4	5-7	1	14	15	4	12	1	4	2	2	36	
00	Stanley Umude	g	4-9	1-3	3-3	4	4	8	2	12	1	3	2	0	24	
01	JD Notae	g	6-8	1-2	2-2	0	0	0	3	15	2	0	0	1	23	
05	Au'Diese Toney	g	6-8	0-2	7-8	2	5	7	3	19	3	2	0	0	39	
04	Davonte Davis	g	2-9	0-2	3-6	2	4	6	1	7	3	2	0	1	28	
11	Chris Lykes	g	1-2	0-0	4-4	0	2	2	2	6	0	1	0	0	8	
20	Kamani Johnson	g	0-0	0-0	0-0	0	1	1	2	0	0	1	0	0	4	
Team						1	2	3								
Totals			23-51	3-14	28-34	11	33	44	18	77	11	15	5	4	200	
FG % 1st Half:		10-22	45.5%	2nd half:	13-29	44.8%	Game:	23-51	45.1%							Deadball Rebounds
3FG % 1st Half:		2-7	28.6%	2nd half:	1-7	14.3%	Game:	3-14	21.4%							4.1
FT % 1st Half:		16-18	88.9%	2nd half:	12-16	75.0%	Game:	28-34	82.4%							

Officials: Steven Anderson,Don Dally,Terry Oglesby  
Technical fouls: West Virginia-None. Arkansas-None.  
Attendance: 19200

Score by periods			1st	2nd	Total			In	Off	2nd	Fast		
West Virginia			29	39	68	Points	Ark	26	17	11	15	22	
Arkansas			38	39	77	Paint	Ark	36	6	15	23	13	

Last FG - WVU 2nd-00:27, ARK 2nd-02:23.  
Largest lead - WVU None, ARK by 19 2nd-16:08.  
WVU led for 00:00. ARK led for 39:48. Game was tied for 00:12.

GAME 23

ESPN 2



55

Mississippi State

ARKANSAS

25

30

55

63



Feb. 5, 2022 • Bud Walton Arena • Fayetteville, Ark.

Mississippi State 55 • 14-8,5-4 SEC

#	Player	Total		3-Ptr		Rebounds			PF	TP	A		TO	Blk	Stl	Min
		FG-FGA	FG-FGA	FT-FTA	FT-FTA	Off	Def	Tot								
10	Garrison Brooks	f	5-9	2-4	0-2	3	8	11	3	12	0	2	2	0	34	
13	D.J. Jeffries	f	1-4	0-2	3-4	0	6	6	0	5	3	0	0	1	35	
35	Tolu Smith	f	2-8	0-0	7-9	3	3	6	4	11	3	2	1	0	27	
03	Iverson Molinar	g	7-18	0-1	5-5	0	1	1	1	19	1	3	0	0	34	
03	Shakeel Moore	g	1-4	0-2	0-0	0	2	2	3	2	0	1	0	0	21	
00	Rocket Watts	g	0-2	0-0	0-0	0	1	1	1	0	0	1	0	0	6	
02	Javian Davis	g	1-2	0-0	1-2	0	2	2	0	3	0	0	0	0	11	
04	Cameron Matthews	g	0-2	0-1	0-0	0	2	2	3	0	2	1	0	1	18	
11	Andersson Garcia	g	1-2	1-2	0-0	0	2	2	2	3	2	2	0	0	14	
Team						2	3	5								
Totals			18-51	3-12	16-22	8	30	38	17	55	11	12	3	2	200	
FG % 1st Half:		8-23	34.8%	2nd half:	10-28	35.7%	Game:	18-51	35.3%							Deadball Rebounds
3FG % 1st Half:		1-6	16.7%	2nd half:	2-6	33.3%	Game:	3-12	25.0%							3.1
FT % 1st Half:		8-11	72.7%	2nd half:	8-11	72.7%	Game:	16-22	72.7%							

Arkansas 63 • 18-5,7-3 SEC

#	Player	Total		3-Ptr		Rebounds			PF	TP	A		TO	Blk	Stl	Min
		FG-FGA	FG-FGA	FT-FTA	FT-FTA	Off	Def	Tot								
03	Trey Wade	f	2-6	1-4	0-0	2	3	5	2	5	1	1	1	0	19	
10	Jaylin Williams	f	4-9	1-2	1-1	0	9	9	5	10	0	1	2	1	33	
00	Stanley Umude	g	2-8	0-2	1-1	1	2	3	1	5	0	1	0	0	19	
01	JD Notae	g	4-16	0-6	6-9	0	6	6	1	14	4	1	1	2	38	
05	Au'Diese Toney	g	1-4	0-1	4-6	2	2	4	2	6	2	0	0	2	36	
04	Davonte Davis	g	3-5	0-1	0-0	0	1	1	2	6	1	0	0	1	22	
11	Chris Lykes	g	4-8	2-3	0-0	0	2	2	2	10	2	0	0	2	20	
20	Kamani Johnson	g	3-5	0-0	1-5	4	2	6	2	7	2	1	0	0	13	
Team						2	1	3								
Totals			23-61	4-19	13-22	11	28	39	17	63	12	6	4	8	200	
FG % 1st Half:		8-30	26.7%	2nd half:	15-31	48.4%	Game:	23-61	37.7%							Deadball Rebounds
3FG % 1st Half:		1-13	7.7%	2nd half:	3-6	50.0%	Game:	4-19	21.1%							5
FT % 1st Half:		8-16	50.0%	2nd half:	5-6	83.3%	Game:	13-22	59.1%							

Officials: Todd Austin,Jason Baker,Anthony Jordan  
Technical fouls: Mississippi State-None. Arkansas-None.  
Attendance: 19200

Score by periods			1st	2nd	Total			In	Off	2nd	Fast		
Mississippi State			25	30	55	Points	Ark	24	7	10	8	6	
Arkansas			25	38	63	Paint	Ark	32	8	15	18	23	

Last FG - MSU 2nd-02:07, ARK 2nd-00:25.  
Largest lead - MSU by 2 1st-19:44, ARK by 9 2nd-06:03.  
MSU led for 02:13. ARK led for 28:42. Game was tied for 09:05.

GAME 22

ESPN U



99

RV/RV ARKANSAS

Georgia

53

46

99

73



Feb. 2, 2022 • Athens, Ga. • Stegeman Coliseum

Arkansas 99 • 17-5,6-3 SEC

#	Player		Total		3-Ptr		Rebounds			PF	TP	A	TO	Blk	Stl	Min
			FG-FGA	FG-FGA	FT-FTA	Off	Def	Tot								
03	Trey Wade	f	0-2	0-1	0-0	0	2	2	0	0	1	1	0	0	21	
10	Jaylin Williams	f	6-9	1-2	1-2	0	8	8	2	14	1	0	2	1	20	
00	Stanley Umude	g	12-20	6-8	1-2	0	4	4	1	31	4	2	2	2	37	
01	JD Notae	g	9-14	4-7	1-2	0	9	9	3	23	6	5	1	3	32	
05	Au'Diese Toney	g	4-6	1-1	1-1	1	0	1	3	10	1	2	0	1	34	
02	Khalen Robinson		1-2	1-1	0-0	0	1	1	0	3	0	1	0	0	4	
04	Davonte Davis		1-3	0-1	0-0	0	1	1	3	2	1	0	0	0	17	
11	Chris Lykes		4-8	1-4	0-0	1	0	1	0	9	7	1	0	0	4	
13	Chance Moore		1-2	1-2	0-0	1	0	1	0	3	0	0	0	0	1	
14	Jaxson Robinson		0-1	0-1	0-0	0	0	0	1	0	0	0	0	0	3	
20	Kamani Johnson		2-2	0-0	0-0	2	2	4	4	4	1	1	0	0	11	
21	Cade Arbogast		0-2	0-0	0-0	2	1	3	0	0	1	0	0	0	1	
45	Lawson Blake		0-0	0-0	0-0	0	0	0	0	0	0	0	0	0	1	
	Team					0	0	0								
Totals			40-71	15-28	4-7	7	28	35	17	99	23	13	5	11	200	
FG % 1st Half: 22-37			59.5%	2nd half: 18-34	52.9%	Game: 40-71		56.3%	Deadball Rebounds 1							
3FG % 1st Half: 6-14			42.9%	2nd half: 9-14	64.3%	Game: 15-28		53.6%								
FT % 1st Half: 3-4			75.0%	2nd half: 1-3	33.3%	Game: 4-7		57.1%								

# RAZORBACK SPEED CHART

\* - Will be granted an extra year of eligibility due to NCAA COVID ruling for the 2020-21 season



## STANLEY UMUDE

**0** F • Gr.Sr. • 6-6 • 210  
San Antonio, Texas || South Dakota

**Uh-Moo-Dey** Member of the Southeastern Conference Men's and Women's Basketball Leadership Council and Arkansas' SAAC ... Graduated from South Dakota (Spring '21) - General Studies ... Scored a season-high 31 at UGA and had 28 vs Vandy ... 3x, All-Summit League (1st tm in 2019 & '21 • 2nd in 2020).

Year	GP	GS	Min	Avg	FG	FGA	Pct	3FG	3FGA	Pct	FT	FTA	Pct	Off	Def	Tot	Avg	PF	FO	Ast	TO	Blk	Stl	Pts	Avg
2021-22	24	12	590	24.6	97	213	.455	23	69	.333	37	53	.698	30	75	105	4.4	51	1	24	40	20	24	254	10.6
CAREER	125	87	3218	25.7	640	1369	.467	124	364	.341	370	498	.743	98	556	654	5.2	272	4	207	224	111	79	1774	14.2

## CAREER HIGHS

PTS: 41 vs South Dakota State (12/12/20)  
REB: 14 (2x) last vs. Mount Marty (12/06/19)  
AST: 7 vs. North Dakota State (02/19/20)  
STL: 3 (5x) last vs North Dakota (02/13/21)  
BLK: 4 (2x) last vs Denver (02/20/19)



## JD NOTAE

**1** G • Sr. • 6-2 • 190  
Covington, Ga. || Jacksonville

**No-Tay** 2021-22 preseason SEC 1st tm (coaches)/received votes for preseason SEC POY (media) ... 2021 National and SEC 6th Man of the Year ... **1st in SEC in scoring ... Ranks 11th in the NCAA in steals** ... 6 career Double-Doubles including a Triple-Double ... Was 2018 A-Sun Freshman of the Year and 2019 All-A-Sun

Year	GP	GS	Min	Avg	FG	FGA	Pct	3FG	3FGA	Pct	FT	FTA	Pct	Off	Def	Tot	Avg	PF	FO	Ast	TO	Blk	Stl	Pts	Avg
2021-22	23	22	774	33.7	159	376	.423	51	167	.305	71	95	.747	13	94	107	4.7	59	2	81	60	15	55	440	19.1
CAREER	115	74	3304	28.7	626	1522	.411	218	649	.336	309	420	.736	86	449	535	4.7	242	10	305	304	54	202	1779	15.5

## CAREER HIGHS

PTS: 40 vs Florida Memorial (11/21/18)  
REB: 14 Stetson (01/30/19)  
AST: 10 at Kennesaw State (01/09/19)  
STL: 7 Mercer (11/09/21)  
BLK: 4 vs Auburn (02/08/22)



## KHALEN "KK" ROBINSON

**2** G • So. • 6-0 • 180  
Little Rock, Ark.

Had surgery on his right foot on Jan. 10, 2021 and missed the rest of the 2020-21 season.  
Rated the 36th-best incoming freshman in the nation and the 7th-best combo guard by 247Sports.com

Year	GP	GS	Min	Avg	FG	FGA	Pct	3FG	3FGA	Pct	FT	FTA	Pct	Off	Def	Tot	Avg	PF	FO	Ast	TO	Blk	Stl	Pts	Avg
2021-22	15	2	76	5.1	7	24	.292	6	17	.353	1	3	.333	2	4	6	0.4	18	0	11	8	0	5	21	1.4
CAREER	26	2	168	6.5	16	45	.356	11	29	.379	7	11	.636	2	14	16	0.6	34	1	22	14	1	8	50	1.9

## CAREER HIGHS

PTS: 15 vs Mississippi Valley State (11/25/20)  
REB: 2 vs Mississippi Valley State (11/25/20)  
AST: 4 vs Lipscomb (12/05/20)  
STL: 1 vs Mississippi Valley State (11/25/20)  
BLK: 1 vs Oral Roberts (12/20/20)



## TREY WADE

**3** F • Gr.Sr. • 6-6 • 220  
Marietta, Ga. || Wichita State

Grad from Wichita State (Spring '21) - General Studies (sociology) ... Was a two-year starter at Wichita State after playing a season-each at UTEP and South Plains (Texas) Junior College ... Last season, helped Wichita State win AAC title and earn an at-large bid to the NCAA tournament

Year	GP	GS	Min	Avg	FG	FGA	Pct	3FG	3FGA	Pct	FT	FTA	Pct	Off	Def	Tot	Avg	PF	FO	Ast	TO	Blk	Stl	Pts	Avg
2021-22	24	11	371	15.5	32	61	.525	8	17	.471	11	15	.733	19	28	47	2.0	23	0	19	13	10	6	83	3.5
CAREER	102	65	2118	20.8	251	560	.448	67	198	.338	70	128	.547	152	291	443	4.3	146	1	103	79	61	48	639	6.3

## CAREER HIGHS

PTS: 23 at Tulane (03/03/21)  
REB: 15 vs Oklahoma (12/14/19)  
AST: 5 (2x) last vs UCF (01/30/21)  
STL: 3 (4x) last vs Missouri (01/12/22)  
BLK: 4 FIU (01/13/18)



## DAVONTE "DEVO" DAVIS

**4** G • So. • 6-4 • 180  
Jacksonville, Ark.

On Arkansas' SAAC ... 2021-22 Preseason All-SEC 2nd tm (coaches & media) ... 1 of 20 national "Break-out Players" by Jon Rothstein ... Had a career-high 8 assists vs Charlotte ... Scored a career-high 26 vs Oklahoma ... Tied career-highs in rebs vs Charlotte & at LSU ... Had a career-high five steals vs Auburn

Year	GP	GS	Min	Avg	FG	FGA	Pct	3FG	3FGA	Pct	FT	FTA	Pct	Off	Def	Tot	Avg	PF	FO	Ast	TO	Blk	Stl	Pts	Avg
2021-22	24	13	670	27.9	80	186	.430	12	47	.255	38	55	.691	31	72	103	4.3	66	1	76	48	0	29	210	8.8
CAREER	54	30	1386	25.7	189	415	.455	14	60	.233	72	100	.720	67	170	237	4.4	136	1	140	96	5	64	464	8.6

## CAREER HIGHS

PTS: 26 vs Oklahoma (12/11/21)  
REB: 8 (2x) last at LSU (01/15/22)  
AST: 8 (2x) last vs Charlotte (12/07/21)  
STL: 5 vs Auburn (02/08/22)  
BLK: 1 (3x) at Missouri (02/13/21)



## AU'DIESE TONEY

**5** G • Sr. • 6-6 • 205  
Huntsville, Pa. || Pittsburgh, Pa.

**Awe-Deece** Named **MVP of the 2021 Hall of Fame Classic** (16.0 ppg / 9.0 rpg) ... Among SEC top 10 in FT made, FT Att and Off Rebs ... Played three seasons with at Pitt and has two years of eligibility at Arkansas ... **Scored his 1,000th career point at UGA** ... Posted double-doubles vs Mercer and Auburn.

Year	GP	GS	Min	Avg	FG	FGA	Pct	3FG	3FGA	Pct	FT	FTA	Pct	Off	Def	Tot	Avg	PF	FO	Ast	TO	Blk	Stl	Pts	Avg
2021-22	24	21	751	31.3	89	156	.571	6	18	.333	79	103	.767	58	73	131	5.5	42	0	22	31	8	19	263	11.0
CAREER	103	90	3053	29.6	353	776	.455	63	207	.304	257	372	.691	220	334	554	5.4	197	3	110	138	17	99	1026	10.0

## CAREER HIGHS

PTS: 27 vs Duke (01/28/20)  
REB: 14 at Syracuse (01/06/21)  
AST: 6 vs Drexel (11/28/20)  
STL: 4 (4x) last vs Wake Forest (03/10/20)  
BLK: 2 vs Saint Louis (11/21/18)



## JAYLIN WILLIAMS

**10** F • So. • 6-10 • 240  
Fort Smith, Ark.

Jon Rothstein: 1 of 20 Under-The Radar Break-Out Players AND 1 of 20 Glue Guys ... Team-best 35 charges drawn this season ... 9th NCAA in def rebs / 25th in tot rebs ... **SEC co-Player of the Week** (1/24) had career-high 19 pts vs USC and 6 steals vs TX A&M ... Has 6 double-doubles / 9 double-figure rebound games

Year	GP	GS	Min	Avg	FG	FGA	Pct	3FG	3FGA	Pct	FT	FTA	Pct	Off	Def	Tot	Avg	PF	FO	Ast	TO	Blk	Stl	Pts	Avg
2021-22	24	22	720	30.0	80	161	.497	11	35	.314	58	82	.707	35	186	221	9.2	61	1	67	46	31	36	229	9.5
CAREER	50	27	1120	22.4	113	230	.491	18	58	.310	81	113	.717	64	278	342	6.8	111	2	88	70	49	48	325	6.5

## CAREER HIGHS

PTS: 19 vs South Carolina (01/18/22)  
REB: 15 vs West Virginia (01/29/22)  
AST: 7 vs UNI (11/17/21)  
STL: 6 vs Texas A&M (01/22/22)  
BLK: 4 vs LSU (02/27/21)



## CHRIS LYKES

**11** G • Gr.Sr. • 5-7 • 160  
Mitchellville, Md. || Miami (Fla.)

**"LIKES"** 3rd in the SEC in FT Made ... #20 returning player in college basketball (Andy Katz) ... #51 on CBSSports Top 100 & 1 returning players for '21-22 ... 1 of 30 Impact Transfers (Jon Rothstein) ... **2021 Hall of Fame Classic All-Tourney** ... 2x led Miami & ranked among the ACC top 10 in scoring.

Year	GP	GS	Min	Avg	FG	FGA	Pct	3FG	3FGA	Pct	FT	FTA	Pct	Off	Def	Tot	Avg	PF	FO	Ast	TO	Blk	Stl	Pts	Avg
2021-22	24	2	481	20.0	61	167	.365	20	69	.290	81	95	.853	6	25	31	1.3	40	1	41	27	1	20	223	9.3
CAREER	116	70	3090	26.6	480	1183	.406	185	545	.339	334	420	.795	33	186	219	1.9	254	2	292	235	11	120	1479	12.8

## CAREER HIGHS

PTS: 28 (2x) last at Illinois (12/02/19)  
REB: 6 vs Loyola-Chicago (03/15/18)  
AST: 9 at Virginia Tech (03/08/19)  
STL: 5 vs Temple (12/19/17)  
BLK: 2 vs Florida State (01/18/20)



## CHANCE MOORE

**13** G • Fr. • 6-5 • 195  
Brookhaven, Ga.

A four-star recruit ... Rated 84th nationally by ESPN and 93rd by 247Sports Composite ... Ranked as the #16 small forward in the nation by ESPN and #21 shooting guard by 247Sports Composite ... Was #4 overall prospect in Georgia by ESPN and #6 by 247Sports Composite.

Year	GP	GS	Min	Avg	FG	FGA	Pct	3FG	3FGA	Pct	FT	FTA	Pct	Off	Def	Tot	Avg	PF	FO	Ast	TO	Blk	Stl	Pts	Avg
2021-22	4	0	8	2.0	2	4	.500	1	2	.500	0	0	.000	1	2	3	0.8	2	0	0	0	0	0	5	1.3

## CAREER HIGHS

PTS: 3 at Georgia (02/02/22)  
REB: 2 vs Missouri (01/12/22)  
AST: --  
STL: --  
BLK: --



## JAXSON ROBINSON

**14** G • So. • 6-6 • 185  
Ada, Okla. || Texas A&M

Has started four straight and set various career highs in three ... Transfer from Texas A&M's (played in 14 of 18 games with four starts as a frosh) ... Was a top 50 recruit of 2021 class but reclassified to the 2020 signing class.

Year	GP	GS	Min	Avg	FG	FGA	Pct	3FG	3FGA	Pct	FT	FTA	Pct	Off	Def	Tot	Avg	PF	FO	Ast	TO	Blk	Stl	Pts	Avg
2021-22	13	4	157	12.1	18	48	.375	13	41	.317	3	3	1.000	5	15	20	1.5	11	0	7	6	4	1	52	4.0
CAREER	27	8	294	10.9	29	79	.367	21	69	.304	3	4	.750	9	26	35	1.3	21	0	11	11	5	4	82	3.0

## CAREER HIGHS

PTS: 14 vs Elon (12/21/21)  
REB: 7 (2x) last at Miss State (12/29/21)  
AST: 3 vs Vanderbilt (01/04/22)  
STL: 1 (4x) last vs Little Rock (12/04/21)  
BLK: 1 (4x) last vs Vanderbilt (01/04/22)



## KAMANI JOHNSON

**23** F • Jr. • 6-7 • 235  
Brooklyn, N.Y. || Little Rock

Sat-out last season at Arkansas as transfer from UALR ... A third team 2020 All-Sun Belt in 2019 ... Led the Sun Belt and ranked 26th nationally in free throw attempts in 2019-20 and ranked 49th in the NCAA in free throws made (144) ... Avg 8 minutes in his 9 games played but is 17-of-26 at the FT line in limited action.

Year	GP	GS	Min	Avg	FG	FGA	Pct	3FG	3FGA	Pct	FT	FTA	Pct	Off	Def	Tot	Avg	PF	FO	Ast	TO	Blk	Stl	Pts	Avg
2021-22	16	1	129	8.1	15	20	.750	0	0	.000	18	33	.545	20	30	50	3.1	24	0	6	13	8	2	48	3.0
CAREER	74	44	1508	20.4	166	307	.541	0	2	.000	195	296	.659	165	222	387	5.2	208	10	111	121	36	39	527	7.1

## CAREER HIGHS

PTS: 32 at Arkansas State (02/22/20)  
REB: 16 at Arkansas State (02/22/20)  
AST: 6 vs Appalachian State (02/01/20)  
STL: 3 vs Arkansas State (02/02/19)  
BLK: 3 vs Elon (12/21/21)



## CONNOR VANOVER

**23** F • Jr. • 7-3 • 215  
Little Rock, Ark. || California

Started 10 games this season and Arkansas is 9-1 in such contests ... Scored a season-high 19 in the opener vs Mercer, adding a season-high seven rebounds ... Was 1 of 3 in the NCAA in 2020-21 to post 50 BLKS and 20 3's made ... At least seven rebounds in 9x last year and at least 3 BLKS 8x.

Year	GP	GS	Min	Avg	FG	FGA	Pct	3FG	3FGA	Pct	FT	FTA	Pct	Off	Def	Tot	Avg	PF	FO	Ast	TO	Blk	Stl	Pts	Avg
2021-22	15	10	115	7.7	22	51	.431	1	13	.077	14	17	.824	12	19	31	2.1	4	0	4	3	9	2	59	3.9
CAREER	72	52	1089	15.1	175	383	.457	52	163	.319	50	62	.806	60	185	245	3.4	79	2	23	42	95	22	452	6.3