

# LOUISIANA

## 2022 BASEBALL



9 SUN BELT TITLES | 4 SUN BELT TOURNAMENT TITLES | 16 NCAA POSTSEASON APPEARANCES | 4 SUPER REGIONAL APPEARANCES | 2000 CWS

### 2022 SCHEDULE/RESULTS

#### FEBRUARY (3-1)

18	#14 UC IRVINE	ESPN+	L, 4-7
19	#14 UC IRVINE	ESPN+	W, 7-4
20	#14 UC IRVINE	ESPN+	W, 5-3
22	SOUTHEASTERN LOUISIANA		W, 6-5 (10)
25	vs. #4 Stanford	<sup>1</sup> FloBaseball	12 p.m.
26	vs. Indiana	<sup>1</sup> FloBaseball	11 a.m.
27	vs. #2 Arkansas	<sup>1</sup> FloBaseball	4 p.m.

#### MARCH (0-0)

1	at Northwestern State		6 p.m.
2	NORTHWESTERN STATE		6 p.m.
4	SOUTHERN MISS		6 p.m.
5	SOUTHERN MISS	ESPN+	2 p.m.
6	SOUTHERN MISS	ESPN+	1 p.m.
8	at #15 Louisiana Tech	CUSA-TV	6 p.m.
9	at New Orleans	ESPN+	6:30 p.m.
11	HOUSTON	ESPN+	6 p.m.
12	HOUSTON	ESPN+	2 p.m.
13	HOUSTON	ESPN+	1 p.m.
16	at McNeese		6 p.m.
18	at Troy	* ESPN+	6 p.m.
19	at Troy	* ESPN+	2 p.m.
20	at Troy	* ESPN+	1 p.m.
22	at Nicholls		6:30 p.m.
25	SOUTH ALABAMA	*	6 p.m.
26	SOUTH ALABAMA	* ESPN+	2 p.m.
27	SOUTH ALABAMA	*	1 p.m.
29	at Southeastern Louisiana	ESPN+	6 p.m.

#### APRIL (0-0)

1	GEORGIA SOUTHERN	* ESPN+	6 p.m.
2	GEORGIA SOUTHERN	* ESPN+	4 p.m.
3	GEORGIA SOUTHERN	*	11:30 a.m.
5	at #15 Louisiana Tech	CUSA-TV	6 p.m.
8	at Arkansas State	*	6 p.m.
9	at Arkansas State	*	6 p.m.
10	at Arkansas State	*	1 p.m.
12	McNEESE	ESPN+	6 p.m.
14	ULM	* ESPN+	6 p.m.
15	ULM	*	6 p.m.
16	ULM	*	4 p.m.
19	at #2 LSU	SEC Network+	6:30 p.m.
22	at Georgia State	*	6 p.m. ET
23	at Georgia State	*	3 p.m. ET
24	at Georgia State	*	11 a.m. ET
29	at App State	*	6 p.m. ET
30	at App State	*	3 p.m. ET

#### MAY (0-0)

1	at App State	*	12 p.m. ET
6	UT ARLINGTON	* ESPN+	6 p.m.
7	UT ARLINGTON	*	4 p.m.
8	UT ARLINGTON	*	1 p.m.
10	at Rice		6:30 p.m.
11	at Rice		6:30 p.m.
13	at Texas State	* ESPN+	6 p.m.
14	at Texas State	* ESPN+	2:30 p.m.
15	at Texas State	* ESPN+	1 p.m.
17	NICHOLLS	ESPN+	6 p.m.
19	LITTLE ROCK	* ESPN+	6 p.m.
20	LITTLE ROCK	* ESPN+	6 p.m.
21	LITTLE ROCK	* ESPN+	4 p.m.
24-29	at SBC Championships	<sup>2</sup> ESPN+	TBD

#### JUNE (0-0)

3-6	NCAA Regionals	<sup>3</sup>	TBD
10-13	NCAA Super Regionals	<sup>3</sup>	TBD
18-29	NCAA College World Series	<sup>4</sup>	TBD

\* Sun Belt Conference game

<sup>1</sup> - Played at Dell Diamond (Round Rock, Texas)

<sup>2</sup> - Played at Riverwalk Stadium (Montgomery, Ala.)

<sup>3</sup> - Played at Campus Sites

<sup>4</sup> - Played at TD Ameritrade Park (Omaha, Neb.)

All times are Central unless noted | All dates and times subject to change



### GAMES 5-7

Feb. 25-27, 2022 | Korbach Round Rock Classic | Dell Diamond (8,722) | Round Rock, Texas

#### LOUISIANA RAGIN' CAJUNS (3-1)



Head Coach \_\_\_\_\_ Matt Deggs  
Record at Louisiana \_\_\_\_\_ 43-33 (3)  
Career Record \_\_\_\_\_ 230-151 (8)

vs.

#### NO. 4 STANFORD CARDINAL (3-1)



Head Coach \_\_\_\_\_ David Esquer  
Record at Stanford \_\_\_\_\_ 138-55 (5)  
Career Record \_\_\_\_\_ 663-522 (23)

#### TEAM STATS (2021)

	No.	NCAA	Sun Belt
Batting average	.266	152	5
Runs	289	136	7
Hits	496	82	2
Home Runs	47	108	t7
Stolen Bases	85	22	2
ERA	3.37	6	1
WHIP	1.29	25	2
Fielding Pct.	.965	200	9

\* Final 2021 Rankings

#### INDIANA HOOSIERS (0-3)



Head Coach \_\_\_\_\_ Jeff Mercer  
Record at Indiana \_\_\_\_\_ 72-50 (4)  
Career Record \_\_\_\_\_ 149-88 (6)

#### TEAM STATS (2021)

	No.	NCAA	Big Ten
Batting average	.256	207	11
Runs	242	206	6
Hits	377	219	8
Home Runs	40	142	8
Stolen Bases	31	229	7
ERA	3.17	3	1
WHIP	1.21	8	1
Fielding Pct.	.970	113	8

\* Final 2021 Rankings

#### TEAM STATS (2021)

	No.	NCAA	PAC-12
Batting average	.283	64	6
Runs	380	35	3
Hits	566	25	4
Home Runs	85	13	1
Stolen Bases	50	122	5
ERA	4.64	84	7
WHIP	1.36	57	4
Fielding Pct.	.979	20	4

\* Final 2021 Rankings

#### NO. 2 ARKANSAS RAZORBACKS (2-1)



Head Coach \_\_\_\_\_ Dave Van Horn  
Record at Arkansas \_\_\_\_\_ 752-403 (20)  
Career Record \_\_\_\_\_ 1,123-571 (29)

#### TEAM STATS (2021)

	No.	NCAA	SEC
Batting average	.267	144	10
Runs	483	4	1
Hits	560	28	7
Home Runs	109	1	1
Stolen Bases	44	148	8
ERA	3.77	22	3
WHIP	1.23	12	3
Fielding Pct.	.980	11	1

\* Final 2021 Rankings

#### FRIDAY | 12 P.M.

UL | RHP Tommy Ray  
'22 Stats: 0-0, 0.00 ERA

#### SATURDAY | 11 A.M.

UL | RHP Peyton Havard  
'22 Stats: 0-0, 2.25 ERA

#### SUNDAY - 4 P.M.

UL | RHP Jeff Wilson  
'22 Stats: 0-0, 6.23 ERA

#### STAN | RHP Alex Williams

'22 Stats: 1-0, 0.00 ERA

#### IU | RHP Jack Perkins

'22 Stats: 0-0, 7.36 ERA

#### ARK | RHP Jaxon Wiggins

'22 Stats: 1-0, 1.80 ERA

#### SHORT HOPS

► Louisiana hits the road for the first time during the 2022 season when it competes at the Korbach Round Rock Classic beginning Friday at Dell Diamond.

► The Ragin' Cajuns open play against 2021 College World Series participant Stanford on Friday (12 p.m.) before facing Indiana on Saturday (11 a.m.) and Arkansas on Sunday (4 p.m.).

► Junior right-hander Tommy Ray will make his first career start in Friday's opener against the Cardinal.

► Louisiana opened the season taking the final two games in a three-game series against UC Irvine before earning a 10-inning, walk-off victory over in-state foe Southeastern Louisiana on Tuesday.

► The meeting with Stanford will mark the first between the schools since facing off twice in the 2000 College World Series.

► Louisiana will face a Big 10 school for the first time since 2020 when it faced Michigan State in the Cox Diamond Invitational in Pensacola, Fla.

► Louisiana head coach Matt Deggs served as hitting coach and recruiting coordinator for Dave Van Horn at Arkansas from 2003-05 and was an assistant for Van Horn at Northwestern State in 1996-97.

► The three-game trip to Dell Diamond is the first of eight games for Louisiana in the Lone Star State with upcoming trips to Rice (May 10-11) and Texas State (May 13-15) on the schedule.

#### BROADCAST INFO

##### LIVE STREAMING (FloBaseball.com)

PxP \_\_\_\_\_ David Saltzman  
Analyst \_\_\_\_\_ Mike Hargde

##### RADIO (96.5 FM)

PxP \_\_\_\_\_ Cody Junot  
Analyst \_\_\_\_\_ Brad Topham (Fri.)  
\_\_\_\_\_ Craig Melancon (Sat./Sun.)

##### LIVE STATS

www.CajunStats.com

##### SOCIAL MEDIA

Twitter \_\_\_\_\_ @RaginCajunsBSB  
Facebook \_\_\_\_\_ @RaginCajunsBSB  
Instagram \_\_\_\_\_ @RaginCajunsBSB

## 2022 LOUISIANA BASEBALL QUICK FACTS

### GENERAL INFORMATION

Name of School \_\_\_\_\_ University of Louisiana at Lafayette  
Location \_\_\_\_\_ Lafayette, Louisiana  
Enrollment \_\_\_\_\_ 19,203  
Nickname \_\_\_\_\_ Ragin' Cajuns  
Stadium (Capacity) \_\_\_\_\_ M.L. 'Tigue' Moore Field At Russo Park (6,015)  
Dimensions \_\_\_\_\_ LF-330, CF-400, RF-330, Alley-375  
Colors \_\_\_\_\_ Vermilion and White  
Conference \_\_\_\_\_ Sun Belt Conference  
President \_\_\_\_\_ Dr. Joseph Savoie  
Athletic Director \_\_\_\_\_ Dr. Bryan Maggard  
Department Phone \_\_\_\_\_ (337) 482-5393  
Ticket Office Phone \_\_\_\_\_ (337) 851-2011

### HISTORY

First Season in Division I \_\_\_\_\_ 1972  
First Season in Sun Belt Conference \_\_\_\_\_ 1992  
All-Time Record \_\_\_\_\_ 1,678-1,125-6  
All-Time Home Record \_\_\_\_\_ 1,015-422  
All-Time Road Record \_\_\_\_\_ 554-600-4  
All-Time Neutral Site Record \_\_\_\_\_ 109-103  
All-Time Conference Record \_\_\_\_\_ 493-295-1 (.610)  
Conference Titles \_\_\_\_\_ 9 (1992, 1994, 1997, 2005, 2007, 2010, 2014, 2016, 2018)  
Conference Tournament Titles \_\_\_\_\_ 4 (1998, 2014, 2015, 2016)  
NCAA Tournament Appearances \_\_\_\_\_ 16 Appearances  
NCAA Tournament Record \_\_\_\_\_ 26-25  
NCAA Tournament Super Regional Appearances \_\_\_\_\_ 4 Appearances (1999, 2000, 2014, 2015)  
College World Series Appearances \_\_\_\_\_ 1 Appearance (2000)

### COACHES AND STAFF

Head Coach \_\_\_\_\_ Matt Deggs (Northwood, '94)  
Overall Record \_\_\_\_\_ 227-150 (Seven seasons)  
Record at Louisiana \_\_\_\_\_ 40-32 (Two seasons)  
NCAA Appearances \_\_\_\_\_ 2 (2016, 2017)  
Associate Head Coach/Pitching \_\_\_\_\_ Seth Thibodeaux  
Assistant Coach/Recruiting Coordinator \_\_\_\_\_ Jake Wells  
Volunteer Assistant \_\_\_\_\_ Zach LaFleur  
Chief of Staff/Dir. of Player & Program Development \_\_\_\_\_ Anthony Babineaux  
Academic & Camp Coordinator \_\_\_\_\_ Chris Domingue  
Strength Coach \_\_\_\_\_ James Lang  
Athletic Trainer \_\_\_\_\_ Brian Davis  
Assistant Chief of Staff \_\_\_\_\_ Carter Munchrath  
Managers \_\_\_\_\_ Joey Bearb, Zackary Crain, Kaleb Istre, Austin Belaire

### TEAM INFORMATION

2021 Overall Record \_\_\_\_\_ 32-23  
Home \_\_\_\_\_ 21-10  
Away \_\_\_\_\_ 9-12  
Neutral \_\_\_\_\_ 2-1  
Sun Belt Conference Record \_\_\_\_\_ 13-11  
Finish \_\_\_\_\_ 1st (Sun Belt West)  
Lettermen Returning/Lost \_\_\_\_\_ 16/19  
Position Starters Returning/Lost \_\_\_\_\_ 5/3  
Pitchers Returning/Lost \_\_\_\_\_ 9/9  
Newcomers \_\_\_\_\_ 19

## MEDIA INFORMATION

### WELCOME

The Louisiana Athletic Communications Office appreciates your interest in Louisiana Baseball and looks forward to assisting you during the 2022 season. Our office is located in the Cox Communications Building (Room 167).

### CREDENTIALS

Media credentials for Louisiana Ragin' Cajuns home baseball games are required for media covering games at M.L. "Tigue" Moore Field at Russo Park and are issued through the Louisiana Athletics Communications Office for working press only. Written requests by accredited media members should be submitted to Matt Sullivan at least 48 hours prior to the requested game(s). If needed, the credentials can be left at the "Will Call" window at "The Tigue" ticket box, which opens 90 minutes prior to all games.

### PRESS BOX SERVICES

The Louisiana Athletics Communications Office provides pregame notes and statistics, lineup sheets and scorecards in the press box at Russo Park prior to each game. A complete box score, along with a play-by-play, is available after each game. Wired and wireless internet connections are available for media use in the press box along with the information for accessing live in-game stats through Stat Broadcast.

### INTERVIEW AVAILABILITY

Head coach Matt Deggs is available at his weekly media press conference and by appointment in the mornings. Check with the Louisiana Athletics Communications Office for days and times of the weekly media press conferences. Players and assistant coaches will be made available upon request to the media each week to discuss the upcoming weekend series. On gameday, players are only available for postgame interviews. For post-practice interviews, media members should contact Matt Sullivan.

### POSTGAME INTERVIEWS

Requested Louisiana players and head coach Matt Deggs will be available for interviews approximately 10 minutes after most games on zoom. The Louisiana locker room and stadium dugouts at Russo Park are not open to the media.

### PHOTOGRAPHS

Credentials are also required for photographers and videographers at Louisiana home games. Photographers are restricted from entering the field of play and dugouts. Flash photography is not permitted at Russo Park.

### FACILITIES/PARKING

There is no reserved parking at Russo Park. Due to limited seating in the press box, please give 24 hours notice to Matt Sullivan if you plan to be in attendance so that arrangements can be made.

### MEDIA INFORMATION

Mailing Address \_\_\_\_\_ 201 Reinhardt Dr., Lafayette, LA 70506  
Baseball Contact \_\_\_\_\_ Matt Sullivan  
Cell Phone \_\_\_\_\_ (985) 981-0009  
Email \_\_\_\_\_ matt.sullivan@louisiana.edu  
Website \_\_\_\_\_ ragincajuns.com  
Press Box Phone \_\_\_\_\_ (985) 981-0009

## IT'S "LOUISIANA"

- The Louisiana Ragin' Cajuns is the proper name of the University of Louisiana at Lafayette's athletic teams. We politely request you to refer to our athletic programs as simply "**Louisiana**" on first reference, or any use of the following: **Ragin' Cajuns** or **Cajuns**.
- For all electronic sports tickers, TV crawls, in-game hashtags (ex. #LAvSLU), tri-codes and scoreboard abbreviations, please use "**LA**" as the official abbreviation for all athletic programs.
- The Sun Belt Conference has made public its University Reference Guide that is used to reference each member institution's athletic title and nicknames.
- The Sun Belt Conference and the NCAA have begun to use these references immediately. Sun Belt member institutions, in-state schools along with its state, regional and national media partners are encouraged to use these references so that there is consistency across all communication platforms.
- Please refrain from using UL-Lafayette, Louisiana-Lafayette, ULL, UL-L or any other variation.



## 2022 LOUISIANA BASEBALL ROSTER

No.	Pitchers (16)	B-T	Ht	Wt	Cl.	DOB	Hometown/Prev. School
2	Bo Bonds	R-R	5-11	200	So.	1/10/01	Live Oak, Fla./Chipola JC
45	Bryce Calloway	R-R	6-4	225	Fr.	2/26/03	New Orleans, La./Second Baptist
6	David Christie	R-R	6-5	205	So.	9/19/01	Lafayette, La./St. Thomas More
12	Hayden Durke	R-R	6-3	205	So.	5/1/02	Abbeville, La./North Vermillion
50	Jake Hammond	R-R	6-3	245	So.	9/9/99	Monroe, La./LSU Eunice
53	Peyton Havard	R-R	6-0	215	So.	1/30/02	Bridge City, Texas/Bridge City
5	Blake Marshall	L-L	6-0	185	Jr.	2/20/00	Mandeville, La./Hinds CC
41	Chipper Menard	L-L	6-0	180	So.	12/27/01	New Iberia, La./New Iberia Sr.
27	Austin Perrin	L-L	5-10	180	Sr.	8/11/99	Boutte, La./Hahnville
38	Cooper Rawls	R-R	6-1	200	So.	1/7/00	Kilgore, Texas/Tyler JC
52	Tommy Ray	R-R	6-5	215	So.	9/17/00	Quincy, Ill./John Logan CC
15	Jacob Schultz	R-R	6-2	195	Sr.	1/7/99	Oklahoma City, Okla./NE Okla.
32	Drew Shifflet	R-R	6-0	195	Jr.	5/2/99	Nacogdoches, Texas/Texas
23	Brandon Talley	L-L	6-3	225	Sr.	8/30/97	Princeton, Texas/Grayson CC
19	Dylan Theut	L-L	6-0	180	C-Fr.	4/17/01	Fulshear, Texas/Blinn CC
51	Jeff Wilson	R-R	6-4	225	Sr.	12/11/98	Plano, Texas/Grayson CC

No.	Catchers (3)	B-T	Ht	Wt	Cl.	Born	Hometown/Prev. School
4	Julian Brock	R-R	6-3	205	So.	6/3/01	Fulshear, Texas/Fulshear
9	Austin Garrett	R-R	5-11	200	Gr.	2/27/98	Tuttle, Okla./Kansas State
44	CJ Willis	L-R	6-3	195	Jr.	7/4/00	Ruston, La./LSU

No.	Infielders (11)	B-T	Ht	Wt	Cl.	Born	Hometown/Prev. School
14	Jonathan Brandon	R-R	5-11	185	Sr.	6/8/99	Bossier City, La./Murray State JC
17	Jack Clark	L-R	6-1	190	Fr.	1/7/03	Whitehouse, Texas/Whitehouse
24	Kyle DeBarge	R-R	5-9	170	Fr.	7/15/03	Kinder, La./Barbe
10	Andrew Howard	R-R	6-2	200	C-Fr.	6/13/01	Ellisville, Miss./Jones CC
11	Bobby Lada	R-R	6-0	180	Jr.	9/11/00	Houston, Texas/Bossier Parish CC
25	Trey LaFleur	L-L	6-3	195	So.	3/12/01	Pensacola, Fla./Ole Miss
1	Clint Lasiter	R-R	5-11	185	Fr.	5/15/03	Benton, La./Benton
18	Warnner Rincones	R-R	5-10	195	So.	12/22/00	Englewood, Fla./Florida SW CC
20	Tyler Robertson	R-R	6-4	200	Jr.	3/10/00	Montgomery, Ala./Shelton State
22	Carson Roccaforte	L-L	6-1	195	So.	3/29/02	Port Neches, Texas/Groves
16	Mason Zambo	L-L	6-2	215	Fr.	8/13/02	Baton Rouge, La./Catholic

No.	Outfielders (6)	B-T	Ht	Wt	Cl.	Born	Hometown/Prev. School
33	Conor Higgs	L-L	6-2	190	R-Fr.	10/3/01	Texas City, Texas/Texas City
8	Heath Hood	R-R	6-0	190	Jr.	10/14/99	White Oak, Texas/Tyler JC
21	Connor Kimple	R-R	6-3	195	Jr.	11/22/97	Whitefish Bay, Wis./South Mountain JC
7	Max Marusak	R-R	6-0	185	Jr.	10/27/99	Amarillo, Texas/Texas Tech
26	Maddox McDonald	R-R	6-0	185	Fr.	10/15/02	San Antonio, Texas/Antonian Prep
13	Will Veillon	R-R	6-2	205	Jr.	5/29/00	Rayne, La./Baton Rouge CC

### LOUISIANA BASEBALL COACHING STAFF

28	Head Coach/Third Base Coach	Matt Deggs
29	Associate Head Coach/Pitching Coach	Seth Thibodeaux
48	Assistant Coach/Recruiting Coordinator	Jake Wells
31	Volunteer Assistant/First Base Coach	Zach LaFleur
	Chief of Staff/Dir. of Player & Program Development	Anthony Babineaux
	Academic & Camp Coordinator	Chris Domingue
	Strength Coach	James Lang
	Athletic Trainer	Brian Davis
	Baseball Operations	Carter Muncrath

### POTENTIAL RAGIN' CAJUNS LINEUP

	CL.	AVG.	GP-GS	AB	R	H	2B	3B	HR	RBI	TB	SLG%	BB	HBP	SO	OB%	SB-ATT
C	Julian Brock	So.	.222	4-3	9	1	2	1	0	0	1	.333	1	0	4	.300	0-0
1B	Carson Roccaforte	So.	.286	4-4	14	2	4	1	0	1	6	.571	2	0	1	.353	0-0
2B	Bobby Lada	Jr.	.200	4-3	10	0	2	1	0	0	1	.300	1	0	4	.273	1-1
SS	Kyle DeBarge	Fr.	.200	15	4	3	0	0	0	0	3	.200	2	0	3	.294	0-0
3B	Jonathan Brandon	Sr.	.222	3-2	9	2	2	0	0	1	4	.556	0	0	3	.222	0-0
LF	Heath Hood	Jr.	.000	4-3	10	2	0	0	0	0	0	.000	1	0	1	.091	0-0
CF	Max Marusak	Jr.	.286	4-4	14	5	4	0	0	0	4	.286	2	1	6	.412	5-5
RF	Tyler Robertson	Jr.	.231	4-4	13	3	3	0	0	1	3	.231	2	1	3	.375	3-3
DH	Connor Kimple	Sr.	.429	4-4	14	3	6	1	0	3	6	1.143	2	0	4	.500	1-1

### LOUISIANA NUMERICAL ROSTER

No.	Player	Pos.
1	Clint Lasiter	IF
2	Bo Bonds	RHP
3	<b>RETIRED (Ron Guidry)</b>	
4	Julian Brock	C
5	Blake Marshall	LHP
6	David Christie	RHP
7	Max Marusak	OF
8	Heath Hood	OF
9	Austin Garrett	C
10	Andrew Howard	IF
11	Bobby Lada	IF
12	Hayden Durke	RHP
13	Will Veillon	OF
14	Jonathan Brandon	IF
15	Jacob Schultz	RHP
16	Mason Zambo	IF
17	Jack Clark	IF
18	Warnner Rincones	IF
19	Dylan Theut	LHP
20	Tyler Robertson	3B/OF
21	Connor Kimple	OF
22	Carson Roccaforte	1B/OF
23	Brandon Talley	LHP/1B
24	Kyle DeBarge	INF/C
25	Trey LaFleur	IF
26	Maddox McDonald	OF
27	Austin Perrin	LHP
28	Matt Deggs	Head Coach
29	Seth Thibodeaux	Associate HC
31	Zach LaFleur	Assistant Coach
32	Drew Shifflet	RHP
33	Conor Higgs	OF
36	<b>RETIRED (Tony Robichaux)</b>	
38	Cooper Rawls	RHP
41	Chipper Menard	LHP
44	CJ Willis	UT/C
45	Bryce Calloway	IF/RHP
48	Jake Wells	Assistant Coach
50	Jake Hammond	RHP
51	Jeff Wilson	RHP
52	Tommy Ray	RHP
53	Peyton Havard	RHP

### LOUISIANA PRONUNCIATION GUIDE

Anthony Babineaux	BAB-in-O
Chris Domingue	DOUGH-mang
Bobby Lada	luh-DAY
Max Marusak	MAR-shock
Warnner Rincones	rin-CONE-es
Dylan Theut	TOYT
Will Veillon	VEY-on

## TEAM COMPARISONS



### LOUISIANA

### STANFORD

#### OFFENSE

3-1	Record	3-1
.230	Batting Average	.233
.397	Slugging Percentage	.326
.319	On-Base Percentage	.340
5.5	Runs per Game	4.25
7.25	Hits per Game	7.5
6	Doubles	2
0	Triples	2
5	Home Runs	2
21	RBI	15
14	Walks	20
3	HBP	1
35	Strikeouts	27
10/10	Stolen Bases-Attempts	8/9

#### PITCHING/DEFENSE

4.14	ERA	3.00
37.0	Innings Pitched	36.0
0	Complete Games	0
0	Shutouts Thrown	2
1	Saves	1
9.7	Strikeouts/9	8.2
4.38	Walks/9	2.5
2.22	Strikeout/Walk Ratio	3.30
.231	Opponent BA	.211
.987	Fielding Percentage	.993

## SERIES HISTORY

<b>Overall</b>	Stanford leads, 2-0
<b>In Lafayette</b>	Never met
<b>In Palo Alto</b>	Never met
<b>Neutral Sites</b>	Stanford leads, 2-0
<b>Last 10</b>	Stanford, 2-0

#### LAST 10 MEETINGS

6/15/2000	Omaha, Neb.	L, 9-19
6/9/2000	Omaha, Neb.	L, 4-6

## LOUISIANA BASEBALL NOTES

### SCOUTING THE CARDINAL

Stanford opened the season taking two of three games from Cal State Fullerton before picking up a win over Santa Clara in its midweek opener.

Braden Montgomery (.500-2-7) has slugged both of the Cardinal home runs while driving in seven of the team's 15 RBI. Eddie Park (.462-0-0), Brock Jones (.364-0-3) and Carter Graham (.308-0-1) join Montgomery as Stanford's .300-plus hitters.

Alex Williams (1-0, 0.00) earned the victory in Stanford's opener over CSF on Feb. 18.

### SCOUTING THE HOOSIERS

The Hoosiers opened their season dropping all three games at Clemson, being outscored 33-8. Phillip Glaser, Matthew Ellis and Tyler Doanes each homered for Indiana in the series while Bobby Whalen (.429-0-1) and Brock Tibbits (.429-0-2) led the team at the plate.

Scheduled starter Jack Perkins (0-0, 7.36) allowed four hits and struck out eight in 3.2 innings of work.

### SCOUTING THE RAZORBACKS

Arkansas opened its season taking two of three games against Illinois State.

The Razorbacks scored 11 runs in the three-game series with 12 of their 24 hits going for extra bases. Brady Stevens (.400-0-1) was one of five players to hit .300 or better during the opening series for the Hogs with Robert Moore (.364-1-3), Jalen Battles (.364-1-2) and Zack Gregory (.333-1-2) each hitting homers.

Ten pitchers combined to allow six runs during the weekend as Arkansas posted a 2.00 ERA and limited ISU to .230 at the plate.

### COACH ROBE HEADED TO LA SPORTS HALL

The winningest coach in Louisiana collegiate baseball history earned another honor when legendary Louisiana Ragin' Cajuns Baseball coach Tony Robichaux was posthumously selected to the 2022 induction class of the Louisiana Sports Hall of Fame, the organization announced.

The Class of 2022 will be enshrined Saturday, June 25, at the Hall of Fame's home in Natchitoches to culminate the 63rd Louisiana Sports Hall of Fame Induction Celebration June 23-25.

Joining Robichaux in the Class of 2022 include a pair of six-time Pro Bowl NFL linemen, New Orleans Saints' offensive guard Jahri Evans and Buffalo Bills defensive tackle Kyle Williams, two of the greatest women athletes in LSU history, three-time national champion gymnast Susan Jackson and two-time first-team All-America softball pitcher Britni Sneed Newman. Williams, who helped the Tigers' football team win the 2003 national championship, is joined by another of LSU's all-time great linemen, the late Eric Andolsek, and pro rodeo great Steve Duhon among the 2022 inductees.

### COACH "THIB" JOINS LOUISIANA BASEBALL

Louisiana Ragin' Cajuns Baseball coach Matt Deggs officially announced the addition of Church Point, La., native and former Nicholls head coach Seth Thibodeaux as the program's Associate Head Coach/Pitching Coach.

Thibodeaux, who spent 14 seasons at Nicholls including the past 11 as head coach, won 287 games during his tenure with the Colonels to finish third in school history behind Mike Knight and former Louisiana Baseball coach Ray E. Didier.

A former assistant at SLU, Thibodeaux helped develop four All-SLC first-team selections and along with six Major League Baseball draftees, two Southland Pitchers of the Year (Taylor Byrd – 2014, Justin Sinibaldi – 2015), a Relief Pitcher of the Year (Stuart Holmes, 2015) and a Newcomer of the Year (Kyle Reese, 2015).

### 99TH SEASON OF RAGIN' CAJUNS BASEBALL

Louisiana began its 99th recorded season of intercollegiate baseball last weekend as it took two of three games from nationally-ranked UC Irvine.

In its history, the Ragin' Cajuns have produced the following:

NCAA Regional Appearances	16
NCAA Super Regional Appearances	4
College World Series Berths	1 (2000)
All-Americans	34
Academic All-Americans	14
Conference Championships	15
40-win seasons	14

### PLENTY OF FRESH FACES

Following a 32-23 record during the 2021 season, Louisiana overhauled the roster with 19 newcomers added by the time the Ragin' Cajuns open the 2022 season against UC Irvine.

Nine of the newcomers hail from Junior College with six players coming from high school and four Division I transfers.

The newcomers from high school are:

RHP Bryce Calloway	New Orleans, La.
IF Jack Clark	Whitehouse, Texas
IF Kyle DeBarge	Kinder, La.
IF Clint Lasiter	Benton, La.
IF Mason Zambo	Baton Rouge, La.
OF Maddox McDonald	San Antonio, Texas

The newcomers from JUCO are:

RHP Bo Bonds	Chipola JC
RHP Jake Hammond	LSU-Eunice
RHP Cooper Rawls	Tyler JC
RHP Tommy Ray	John Logan CC
LHP Dylan Theut	Blinn College
IF Andrew Howard	Jones CC
IF Warnner Rincones	Florida Southwestern CC
OF Heath Hood	Tyler JC
OF Will Veillon	Baton Rouge CC

The four Division I transfers are:

C Austin Garrett	Kansas State
OF Max Marusak	Texas Tech
RHP Drew Shifflet	Texas
1B/LHP Trey LaFleur	Ole Miss





## TEAM COMPARISONS



### LOUISIANA INDIANA

#### OFFENSE

3-1	Record	0-3
.230	Batting Average	.184
.397	Slugging Percentage	.311
.319	On-Base Percentage	.311
5.5	Runs per Game	2.67
7.25	Hits per Game	6.33
6	Doubles	4
0	Triples	0
5	Home Runs	3
21	RBI	8
14	Walks	16
3	HBP	3
35	Strikeouts	31
10/10	Stolen Bases-Attempts	3/3

#### PITCHING/DEFENSE

4.14	ERA	10.17
37.0	Innings Pitched	25.2
0	Complete Games	0
0	Shutouts Thrown	0
1	Saves	0
9.7	Strikeouts/9	14.4
4.4	Walks/9	12.62
2.20	Strikeout/Walk Ratio	1.14
.231	Opponent BA	.284
.987	Fielding Percentage	.971

## SERIES HISTORY

Overall \_\_\_\_\_ First meeting \_\_\_\_\_

## LOUISIANA BASEBALL NOTES

### 2022 ROSTER BREAKDOWN

Louisiana's roster breakdown for the 2022 season is dominated by underclassmen with 21 of the 36 players on the roster either freshmen or sophomores.

Seniors/Grad Transfers	6
Juniors	8
Sophomores	12
Freshmen (True/Redshirt/COVID)	9

### QUALITY STARTS RETURNING

With the loss of Spencer Arrighetti (9), Connor Cooke (7) and Carter Robinson (1), Louisiana pitchers return just two of its 19 quality starts (6.0+ IP / 3 ER or less) recorded during the 2021 season:

Hayden Durke (3/6 vs. Houston Baptist) - 6.2 IP, 1 ER  
Austin Perrin (3/28 vs. Coastal Carolina) - 6.2 IP, 3 ER

### LOUISIANA VS. 2021 NCAA PARTICIPANTS

Louisiana's 2022 schedule features 16 games against eight schools which competed in the 2021 NCAA postseason. The teams are listed below with the number of games in parentheses:

- Stanford (1) \_\_\_\_\_ NCAA College World Series
- LSU (1) \_\_\_\_\_ NCAA Super Regionals
- Arkansas (1) \_\_\_\_\_ NCAA Super Regionals
- UC Irvine (3) \_\_\_\_\_ NCAA Regional finalist
- South Alabama (3) \_\_\_\_\_ NCAA Regional finalist
- Southern Miss (3) \_\_\_\_\_ NCAA Regional finalist
- Louisiana Tech (2) \_\_\_\_\_ NCAA Regional finalist
- McNeese (2) \_\_\_\_\_ NCAA Regional participant

### A RUGGED SCHEDULE

On top of the 16 games already scheduled against 2021 NCAA participants, Ragin' Cajuns Baseball will face a rugged non-conference schedule featuring home-and-home contests with in-state foes Southeastern Louisiana, Nicholls and Northwestern State, a trip to the Crescent City to face New Orleans, plus a three-game series at home against Houston.

Louisiana will also face Big 10 member Indiana in the Karcher Round Rock Classic and will travel to Houston to face Rice in a two-game midweek series.

Prior to the 2020 season being shut down due to the global COVID-19 pandemic, Louisiana's schedule was rated as the 33rd-toughest among 301 Division I programs.

### KIMPLE NAMED SBC PLAYER OF THE WEEK

Connor Kimple picked up his first honors of the season on Tuesday when he was named the Sun Belt Conference Player of the Week, the league office announced.

Kimple, ranked second nationally in home runs after the first weekend of the season, hit .500 for the weekend (5-for-10) with three home runs, six RBI, three runs scored and a stolen base in helping Louisiana to a series-win over UC Irvine.

The senior designated hitter/outfielder homered in all three games to open the season while producing a slash line of .500/1.400/.583. Kimple homered for the second consecutive year on Opening Day and became the first Ragin' Cajuns player since Hunter Kasuls in 2019 to hit a home run in three consecutive games.

### BONDS SHINES IN DEBUT

Sophomore Bo Bonds pitched 3.1 innings of hitless relief with five strikeouts to earn the win in his Louisiana debut and lift the Ragin' Cajuns to a series win over No. 14-ranked UC Irvine.

The right-hander entered the game with two outs in the sixth inning and was credited with the final 10 outs of the game for Louisiana while facing officially nine batters (UCI runner caught stealing to end the sixth).

Bonds capped off a 1-2-3 eighth inning as he fanned Nathan Church - a third-team All-American in 2021.

### THEUT GETS THE SAVE; LAFLEUR MAKES HILL DEBUT

Dylan Theut pitched the final 2.1 innings with four strikeouts to earn his first career save in Saturday's 7-4 win over UC Irvine.

Trey LaFleur, an Ole Miss transfer who played both infield and outfield for the Rebels, made his collegiate pitching debut for Louisiana in the fifth inning of Sunday's game against UC Irvine for starter Jeff Wilson.

### WILLIS WITH THE WALK-OFF

CJ Willis' one-out double in the bottom of the 10th inning capped off a two-run rally and lifted the Louisiana Ragin' Cajuns Baseball team to a 6-5 win over in-state opponent Southeastern Louisiana on Tuesday at M.L. "Tigue" Moore Field at Russo Park.

Jake Hammond (1-0), the seventh pitcher used by Louisiana (3-1) in the game, pitched the final 1.1 innings and fanned two batters in earning the win in his Ragin' Cajuns debut.

Louisiana led 4-1 after five innings before SLU (2-2) scored twice in the sixth inning and tied the game on Preston Faulkner's two-out double down the left-field line. The Lions, who were picked as the Southland Conference preseason favorite, took a 5-4 lead in the 10th inning when Evan Keller drew a bases-loaded walk to score Bryce Grizzaffi.

Louisiana opened its half of the 10th with a leadoff single by Kyle DeBarge off SLU's Andrew Landry (1-1) before Carson Roccaforte laced a single through the right side to move DeBarge to third. Pinch-hitter Jonathan Brandon then reached on a fielder's choice which scored DeBarge before scoring on Willis' second extra base hit - a double to center field - and marking the Ragin' Cajuns first walk-off victory since Colton Frank's solo home run against Tulane on March 26, 2019.



## 2022 NATIONAL COLLEGIATE BASEBALL POLLS

D1Baseball (2/21)	Collegiate Baseball (2/21)	Baseball America (2/21)	NCBWA (2/21)	USA Today (Pre-)
1. Texas	1. Texas	1. Texas	1. Texas	1. Texas
<b>2. Arkansas</b>	<b>2. LSU</b>	2. Notre Dame	2. Ole Miss	2. Vanderbilt
3. Ole Miss	3. Oklahoma State	3. Oklahoma State	<b>3. Arkansas</b>	3. Mississippi State
4. Oklahoma State	4. Vanderbilt	4. Virginia	<b>4. Stanford</b>	<b>4. Arkansas</b>
5. Vanderbilt	<b>5. Stanford</b>	<b>5. Stanford</b>	5. Oklahoma State	<b>5. Stanford</b>
<b>6. Stanford</b>	6. Notre Dame	6. Long Beach State	<b>6. LSU</b>	6. Ole Miss
7. Mississippi State	7. Georgia Tech	7. Vanderbilt	7. NC State	<b>7. LSU</b>
<b>8. LSU</b>	8. Florida State	8. Mississippi State	8. Arizona	8. Oklahoma State
9. NC State	9. Long Beach State	<b>9. Arkansas</b>	9. Vanderbilt	9. NC State
10. Florida State	10. Arizona	10. Ole Miss	10. Mississippi State	10. Florida
11. Arizona	11. Mississippi State	<b>11. LSU</b>	11. Florida State	11. Notre Dame
12. Long Beach State	12. Liberty	12. Oregon State	12. Oregon State	12. Texas Tech
13. Notre Dame	13. Florida	13. Florida State	13. Notre Dame	13. East Carolina
14. Oregon State	14. TCU	14. Arizona	14. Long Beach State	14. Florida State
15. Florida	<b>15. Louisiana Tech</b>	15. Georgia	15. Tennessee	15. Arizona
16. Georgia	16. Texas Tech	16. NC State	16. Georgia	16. Tennessee
17. TCU	17. Georgia	17. Tennessee	17. Florida	17. Georgia
18. Tennessee	18. Tennessee	18. Liberty	18. Georgia Tech	18. TCU
19. Georgia Tech	19. Oregon State	19. Florida	19. TCU	<b>19. UC Irvine</b>
20. Texas Tech	20. UC Santa Barbara	20. Georgia Tech	20. Virginia	20. Oregon State
21. Liberty	21. UCLA	21. UCLA	21. Texas Tech	21. Virginia
22. Maryland	22. Ole Miss	22. Bryant	22. Miami (Fla.)	22. Dallas Baptist
23. Duke	<b>23. Arkansas</b>	23. Old Dominion	23. UCLA	23. Georgia Tech
24. Miami (Fla.)	24. Miami (Fla.)	24. Miami (Fla.)	24. Liberty	24. UCLA
25. East Carolina	25. Virginia	25. East Carolina	25. Maryland	25. Duke
			26. Duke	
			27. East Carolina	
			28. Old Dominion	
			29. Bryant	
			<b>30. Louisiana Tech</b>	

### LOUISIANA BASEBALL NOTES

#### LOUISIANA PICKED TO FINISH THIRD IN SBC POLL

Coming off a West Division title last season, the Louisiana Ragin' Cajuns Baseball team was picked to finish in a tie for third place as the Sun Belt Conference released its 2022 Preseason Baseball Poll.

Louisiana, which finished 32-23 last season and earned the top seed in the SBC West Division, earned a pair of first-place votes and 117 points to tie with Coastal Carolina in voting among the league's head coaches. The Ragin' Cajuns finished behind defending SBC champion and preseason favorite South Alabama with 2021 SBC runner-up Georgia Southern picked to finish second.

1. South Alabama (7)	139
2. Georgia Southern	118
T3. Coastal Carolina (3)	117
<b>T3. Louisiana (2)</b>	<b>117</b>
5. UTA	78
6. Troy	74
7. Texas State	71
8. Little Rock	63
9. ULM	59
10. App State	38
11. Georgia State	34
12. Arkansas State	28

#### ON DECK

Louisiana returns to the Bayou State for a pair of games against in-state opponent Northwestern State beginning on March 1 in Natchitoches before facing off the following night in Lafayette.

The Ragin' Cajuns will then host future Sun Belt Conference rival Southern Miss in a three-game series beginning March 4 at M.L. "Tigue" Moore Field at Russo Park

March 1	_____	at Northwestern State, 6 p.m.
March 2	_____	Northwestern State, 6 p.m.
March 4	_____	Southern Miss, 6 p.m.
March 5	_____	Southern Miss, 2 p.m.
March 6	_____	Southern Miss, 1 p.m.

### CAJUNS IN THE POLLS

	D1	CB	BA	NCBWA	USA
Pre-	NR	RV	NR	NR	NR
Wk 1	NR	RV	NR	NR	NR
Wk 2					
Wk 3					
Wk 4					
Wk 5					
Wk 6					
Wk 7					
Wk 8					
Wk 9					
Wk 10					
Wk 11					
Wk 12					
Wk 13					
Wk 14					
Wk 15					
Wk 16					
Wk 17					
Wk 18					

### 2022 SUN BELT STANDINGS

Team	SBC	Pct.	All	Pct.	S
Georgia State	0-0	.000	4-1	.800	L1
Troy	0-0	.000	4-1	.800	L1
Coastal Carolina	0-0	.000	3-1	.750	W1
<b>Louisiana</b>	<b>0-0</b>	<b>.000</b>	<b>3-1</b>	<b>.750</b>	<b>W3</b>
Texas State	0-0	.000	3-1	.750	W1
Little Rock	0-0	.000	2-1	.667	W2
App State	0-0	.000	2-2	.500	L1
South Alabama	0-0	.000	1-1	.500	W1
ULM	0-0	.000	1-2	.333	L2
Georgia Southern	0-0	.000	1-3	.250	W1
UT Arlington	0-0	.000	1-3	.250	L1
Arkansas State	0-0	.000	0-4	.000	L4



## LOUISIANA BASEBALL NOTES

### EIGHTEEN HOME GAMES ON THE +

Eighteen games, including three-games series against UC Irvine, Houston and Little Rock, will be available for fans worldwide as the Louisiana Ragin' Cajuns Baseball team announced its 2022 home television schedule.

A pair of games against future Sun Belt Conference rival Southern Miss at M.L. "Tigue" Moore Field at Russo Park plus selected games against SBC members South Alabama, Georgia Southern, ULM and UT Arlington are part of Louisiana's broadcast schedule which will be available on ESPN+.

The 2022 home TV schedule is below (all times are central; dates and times are subject to change):

Feb. 18	UC Irvine, 6 p.m.
Feb. 19	UC Irvine, 2 p.m.
Feb. 20	UC Irvine, 12 p.m.
March 5	Southern Miss, 2 p.m.
March 6	Southern Miss, 1 p.m.
March 11	Houston, 6 p.m.
March 12	Houston, 2 p.m.
March 13	Houston, 1 p.m.
March 26	South Alabama, 2 p.m.
April 1	Georgia Southern, 6 p.m.
April 2	Georgia Southern, 4 p.m.
April 12	McNeese, 6 p.m.
April 14	ULM, 6 p.m.
May 6	UT Arlington, 6 p.m.
May 17	Nicholls, 6 p.m.
May 19	Little Rock, 6 p.m.
May 20	Little Rock, 6 p.m.
May 21	Little Rock, 4 p.m.

### CAJUNS IN SUMMER BALL

Thirteen members of the Louisiana Ragin' Cajuns Baseball team competed this past summer in six leagues across the country. Below is the list of players and their respective teams.

### ALASKA BASEBALL LEAGUE

OF Carson Roccaforte (Anchorage Bucs)  
RHP David Christie (Anchorage Bucs)

### EXPEDITION LEAGUE

IF Jonathan Brandon (Sioux Falls Sunfish)

### NORTHWOODS LEAGUE

C Julian Brock (La Crosse Loggers)  
OF Heath Hood (Battle Creek Bombers)  
OF Connor Kimple (Lakeshore Chinooks)

### PROSPECT LEAGUE

RHP Peyton Havard (Alton River Dragons)

### TEXAS COLLEGIATE LEAGUE

OF Conor Higgs (Acadiana Cane Cutters)  
LHP Chipper Menard (Acadiana Cane Cutters)  
OF Will Veillon (Acadiana Cane Cutters)  
C/IF CJ Willis (Acadiana Cane Cutters)  
SS Bobby Lada (Brazos Valley Bombers)

### VALLEY BASEBALL LEAGUE

OF Tyler Robertson (New Market Rebels)

## RETIRED NUMBERS

### RON GUIDRY

► The former Ragin' Cajuns pitcher and New York Yankees All-Star was inducted into the Louisiana Athletics Hall of Fame on Oct. 31, 2015.

► Guidry, after a standout career for the Ragin' Cajuns, was chosen in the third round of the Major League Baseball draft in 1971. He spent several years in the minor leagues, then, in 1975, began a brilliant, 14-year playing career with the Yankees.

► No year was brighter than 1978, when the team won its second straight World Series. Guidry posted a 25-3 record, a winning percentage that is among the Top 10 in baseball history. He earned the Cy Young Award as the top pitcher in the American League. Sports Illustrated called him "the man the New York Yankees couldn't have won the world championship without..."

### TONY ROBICHAUX

► Robichaux won 1,177 games in a 33-year coaching career that was cut short by his untimely death in 2019 at age 57. At the time, he was the seventh-winningest active coach in the NCAA (1,177-767-2) and still ranks 28th among Division I coaches all-time.

► Serving as his own pitching coach throughout his career, Robichaux coached his entire career in the state of Louisiana, beginning at McNeese State (1988-94) before moving to Louisiana (1995-2019). He is the only coach in NCAA history to rank as the all-time winningest coach at two different Division I schools in the same state.

► Robichaux won 914 games in his career with the Ragin' Cajuns and led Louisiana to 12 NCAA regional appearances, four Super regional appearances and the 2000 College World Series. His 2014 team went 58-10 and was ranked No. 1 nationally in the final weeks of the season and was part of a legacy that produced seven Sun Belt Conference regular-season titles and four Sun Belt tournament titles.

## IN-SEASON PLAYER BIRTHDAYS

Blake Marshall	February 20
Bryce Calloway	February 26
Austin Garrett	February 27
Tyler Robertson	March 10
Trey LaFleur	March 12
Carson Roccaforte	March 29
Dylan Theut	April 19
Hayden Durke	May 1
Drew Shifflet	May 2
Clint Lasiter	May 15
Will Veillon	May 29
Julian Brock	June 3

## TEAM COMPARISONS



### LOUISIANA

### ARKANSAS

#### OFFENSE

3-1	Record	2-1
.230	Batting Average	.247
.397	Slugging Percentage	.443
.319	On-Base Percentage	.342
5.5	Runs per Game	3.67
7.25	Hits per Game	8.0
6	Doubles	8
0	Triples	1
5	Home Runs	3
21	RBI	11
14	Walks	11
3	HBP	3
35	Strikeouts	21
10/10	Stolen Bases-Attempts	0/0

#### PITCHING/DEFENSE

4.14	ERA	2.00
37.0	Innings Pitched	27.0
0	Complete Games	0
0	Shutouts Thrown	0
1	Saves	2
9.7	Strikeouts/9	9.7
4.4	Walks/9	3.67
2.20	Strikeout/Walk Ratio	2.64
.231	Opponent BA	.230
.987	Fielding Percentage	.992

## SERIES HISTORY

Overall	Louisiana leads, 4-1
In Lafayette	Louisiana leads, 2-0
In Fayetteville	Arkansas leads, 1-0
Neutral Sites	Louisiana leads, 2-0
Last 10	Louisiana, 4-1

### LAST 10 MEETINGS

2/12/1999	Lafayette	W, 6-2
3/16/1991	Shreveport, La.	W, 11-2
3/19/1989	Shreveport, La.	W, 8-4
2/26/1986	Lafayette	W, 5-3
5/15/1985	Fayetteville, Ark.	L, 2-11







# M.L. "TIGUE" MOORE FIELD AT RUSSO PARK

M.L. "Tigue" Moore Field at Russo Park, one of the state of Louisiana's largest and most impressive baseball facilities, has been the home of the Louisiana's Ragin' Cajuns since 1978.

The recently renovated ballpark, which debuted its new look partially for the 2017 season before reaching full completion for the 2018 season, has an official capacity of 6,015. The new press box and suite structure features an enhanced grand-stand, club level and fourth floor with 10 luxury suites and expanded media amenities.

Prior to the start of the 2020 season and the Matt Deggs Era of Ragin' Cajuns Baseball, Russo Park received an upgrade with a new padded outfield wall being installed.

Not long after Moore Field opened in 1978, the field's namesake, M.L. "Tigue" Moore, arranged for pine seedlings to be planted right behind and all the way around the outfield wall. Today, they provide a majestic backdrop for Ragin' Cajuns Baseball action.

In the history of Moore Field, just over two million fans have gone through the turnstiles to see the Cajuns play with the mark surpassed during the final week of the 2021 season.

Since 1999, Louisiana has consistently ranked in the Top 50 nationally in total and average home attendance (see p. 5). During the Cajuns' 2000 World Series run, Louisiana ranked 26th in total home attendance. The 2003 season saw a record 70,267 enter "The Tigue". In 2010, the Cajuns were 32nd in average home attendance at 1,896 marking the 11th consecutive sea-son with a 1,000-plus average.

In 2019, Louisiana ranked eighth in the country in average attendance per game with 4,663 fans coming to the park per contest.

Moore Field was dedicated March 31, 1979, in honor of the Moore Family. The facility officially became known as M.L. "Tigue" Moore Field when the Cajuns opened their 1995 season against Maine on March 3, 1995 - also marking the home debut of the late Tony Robichaux, the legendary head coach of Louisiana's baseball program.

The late Marion Lartigue Moore, Jr. and his wife, the late Catherine Moore, touched thousands of lives with their volunteer work at the University and throughout Acadiana.

"Tigue" Moore, known as "Mr. Baseball" in Acadiana, was respected throughout the nation for his tireless work in promoting the game. He won the Roberto Clemente Humanitarian Award in 1975.

"The Tigue" received its most visible upgrade in January 2010 when a ProGrass Synthetic Turf System was installed.

The only dirt now is on the pitcher's mound. The base paths and warning track - normally dirt or cinder - are a different color and different consistency of turf.

Under Robichaux's guidance, the facility received several upgrades over the years: a 71-foot state-of-the-art scoreboard, netting behind home plate was replaced, a brick backstop installed, addition of chairbacks in the box seats and grand-stand areas, field-level boxes down the foul lines, and enlarged bleachers down the basepaths.

M.L. "Tigue" Moore Field at Russo Park also includes the H.O. Roy Room, which houses the Ragin' Cajuns gift shop, a 4,000 square-foot locker room facility, five batting cages down the right-field lines and lights for night games.

"The Tigue" was the site of the 1997, 2001, 2003, 2008, 2013 and 2018 Sun Belt Conference Tournament.

Russo Park has been the site of some of the greatest seasons in Cajuns baseball history, as well as several milestones.

In 2019, Robichaux tallied his 900th win as the head baseball coach at the University.

The last NCAA Regional Louisiana hosted was during the 2016 season when the team finished 24-7 at home.

During the 2014 season, M.L. "Tigue" Moore Field at Russo Park hosted an NCAA Super Regional against Ole Miss while during the regular season the Cajuns climbed up to the number one overall ranking in the country and posted a program-record 58 wins.

In 2009, the Cajuns recorded their 700th win at M.L. "Tigue" Moore Field at Russo Park on March 20 vs. UALR. The 2008 season saw Coach Robichaux earn his 300th victory at M.L. "Tigue" Moore Field at Russo Park with a 4-2 win over New Orleans on May 15.

On March 17, 2003, Robichaux won his 292nd game as the Cajuns' skipper, passing Mike Boulanger for the school record.

A year earlier, on March 2, 2002, Moore Field was the site of Robichaux's 500th career win as a head coach.

The Cajuns celebrated their 500th victory with a 4-1 win over Oklahoma on February 26, 2000.

In 2000, the Cajuns enjoyed one of the greatest seasons in M.L. "Tigue" Moore Field at Russo Park history. During that time, the squad set a new school record with a .909 winning percentage after posting a 30-3 record.

## M.L. "TIGUE" MOORE FIELD AT RUSSO PARK

Name .....	M.L. "Tigue" Moore Field at Russo Park
Surface .....	ProGrass Synthetic Turf System
Dimensions .....	LF-330, CF-400, RF-330
Capacity .....	6,015
Year Opened .....	1978
Year Renovated .....	2017
First Game .....	March 4, 1978 (New Orleans 7, Louisiana 1)
All-Time Record at Russo Park .....	1011-420-2 (.707)
SBC Tournaments Hosted .....	6 (1997, 2001, 2003, 2008, 2013, 2018)
NCAA Regionals Hosted .....	3 (2000, 2014, 2016)
NCAA Super Regionals Hosted .....	1 (2014)

## SINGLE-GAME TOP 10

1.	7,583	vs. LSU (April 6, 1994)
2.	6,236	vs. LSU (March 28, 1989)
3.	5,591	vs. Texas (February 15, 2019)
4.	5,517	vs. Texas (February 16, 2019)
5.	5,472	vs. Southeastern La. (February 14, 2020)
6.	5,449	vs. LSU (March 7, 2018)
7.	5,250	vs. Southern Miss (March 3, 2017)
8.	5,244	vs. ULM (May 18, 2018)
9.	5,238	vs. Texas (March 23, 1992)
10.	5,215	vs. LSU (March 9, 1999)

## TOP SERIES ATTENDANCE MARKS

1.	16,227	Texas (Feb. 15-17, 2019)
2.	15,153	Arkansas State (April 13-15, 2017)
3.	15,047	Georgia Southern (May 5-7, 2017)
4.	14,986	Southern Miss (March 3-5, 2017)
5.	14,947	Wright State (Feb. 23-25, 2018)
6.	14,897	Coastal Carolina (May 4-6, 2018)
7.	14,856	App State (March 17-19, 2017)
8.	14,635	ULM (May 17-19, 2018)
9.	14,604	Loyola Marymount (March 8-10, 2019)
10.	14,529	Texas State (May 12-14, 2017)

## ATTENDANCE AT THE "TIGUE"

Year	Rk. (Avg.)	Gm	Total	Avg.
2010	30	31	58,803	1,897
2011	18	28	92,784	3,313
2012	31	27	56,122	2,078
2013	30	34	72,898	2,144
2014	12	40	145,589	3,640
2015	13	28	101,626	3,630
2016	12	31	129,507	4,178
2017	9	27	132,763	4,917
2018	8	28	135,369	4,835
2019	8	31	144,553	4,663
2020	7	11	53,262	4,842
2021	34	31	22,782	735
2022	13	3	12,795	4,265







## THE MATT DEGGS FILE

### Personal

Date of Birth: August 20, 1971  
Hometown/HS: Texas City, Texas/Texas City HS

### Family

Wife: Kathy  
Children: Kyler, Klaire, and Khloe

### Playing Career

'91-92 - Alvin JC  
'93-94 - Northwood University  
'95-96 - Mobile Baysharks  
'97- - Tennessee Tomahawks

### Coaching Career

'96-97 - Northwestern State  
'98-02 - Texarkana College (HC)  
'03-05 - Arkansas  
'06-10 - Texas A&M  
'12-14 - Louisiana  
'15-19 - Sam Houston State (HC)  
2020-present - Louisiana (HC)

## DEGGS YEAR-BY-YEAR

Yr.	School	Overall	Conf	Place
2015	Sam Houston	31-28	17-12	
2016	Sam Houston	42-22	24-6	
2017	Sam Houston	44-23	19-11	
2018	Sam Houston	39-20	24-6	
2019	Sam Houston	31-25	20-10	
2020	Louisiana	8-9	0-0	
2021	Louisiana	32-23	13-11	
2022	Louisiana	3-1	0-0	
<b>Overall</b>		<b>230-151</b>	<b>117-56</b>	
<b>at Louisiana</b>		<b>43-33</b>	<b>13-11</b>	

# HEAD COACH MATT DEGGS

# 28

Matt Deggs begins his third season as the leader of Louisiana Baseball after being announced as the head coach on July 18, 2019.

In his second stint with the Ragin' Cajuns after joining the program in 2012 as an assistant under legendary head coach Tony Robichaux, Deggs owned a 8-9 record before the 2020 season was canceled due to Covid-19. After a full return to the diamond in 2021, Deggs guided Louisiana to a 32-23 record and the Sun Belt Conference West Division title.

Deggs, a Texas City, Texas native, previously coached at Louisiana as an assistant under Tony Robichaux during the 2012-2014 seasons. After the conclusion of the historic 2014 season, Deggs departed Louisiana to become the head coach at Sam Houston State where he has spent the last five seasons.

At Sam Houston State Deggs, posted an outstanding record of 187-118 (.613) with Southland Conference regular season championships in three of the last four seasons. Deggs also guided the Bearkats to a Super Regional in 2017, becoming the first-ever Southland program to accomplish the feat.

Deggs led Sam Houston State to NCAA Tournament berths in two out of five seasons (2016, 2017), and claimed at least one conference title over four-straight seasons. Sam Houston State (42-22, 24-6) won both the regular season and tournament title in 2016 en route to an NCAA Regional, coincidentally in Lafayette. Deggs' 2017 squad broke the 40-win barrier again, posting a record of 44-23, 19-11. The 2017 group won 12-of-13 games to close the season to secure the school's first-ever Super Regional berth in Tallahassee, Florida.

Sam Houston State's 2017 group finished ranked in all six national polls, checking in at No. 14 (Collegiate Baseball), No. 16 (NCBWA), No. 18 (D1 Baseball), No. 19 (USA Today Coaches), No. 20 (Baseball America) and No. 22 (Perfect Game).

Deggs' the final two squads at Sam Houston State earned Southland regular season crowns where the Bearkats went 39-20, 24-6 in 2018, and followed with a 31-25, 20-10 record in 2019.

Development of student-athletes was a constant under Deggs' watch of the Sam Houston State program. In his five seasons, a total of 16 Bearkats were selected in the Major League Baseball Draft.

Crediting Robichaux for resurrecting his coaching career, Deggs was brought onto the Ragin' Cajuns staff during the 2012 season as an assistant coach, specializing as hitting coach and third base coach, while also overseeing team personnel and recruiting.

Louisiana made significant waves during Deggs' stint as an assistant coach, including student-athletes receiving 15 All-Sun Belt honors, three All-America accolades and two Freshman All-America nods. Plus, former Louisiana standout Blake Trahan earned Sun Belt Conference Player of the Year and became the program's first-ever Team USA member.

The 2014 season was a special one at Louisiana for many reasons. Not only was Cajun nation ignited around its top-ranked baseball program, but it was the winningest season in school history, at 58-10. Louisiana also won the conference regular season title with its 26-4 mark in league play, and began a run of three consecutive Sun Belt tournament titles (2014, 2015, 2016).

The No. 1 ranking that Louisiana earned in 2014 was the second time a program that Deggs was a member of ascended to the top spot in the national polls. During his time with Texas A&M (2006-10), the 2009 squad achieved the school's first-ever preseason national No. 1 ranking.

The Aggies produced two Big 12 Players of the Year, nine All-Americans and 15 First-Team All-Big 12 performers during Deggs' time with the program. Texas A&M won back-to-back Big 12 titles in 2007 and 2008. Deggs' five-year stretch with Texas A&M saw the program go from posting a sub-.500 record in 2006 to reaching back-to-back NCAA Super Regionals in 2007 and 2008. Deggs assisted the Aggies to two Big 12 Tournament crowns (2007, 2010) and one regular season title (2008).

Prior to coaching the Aggies, Deggs served as hitting coach and recruiting coordinator at Arkansas for Dave Van Horn from 2003-05. Deggs provided instruction to three Razorbacks who earned all-conference recognition, as well as three Freshman All-Americans. The Razorbacks



## DEGGS VS. ALL OPPONENTS

School	W	L	T	Win%
Abilene Christian	11	1	0	.917
<b>App State</b>	<b>1</b>	<b>0</b>	<b>0</b>	<b>1.000</b>
Arizona	2	4	0	.333
<b>Arkansas</b>	<b>0</b>	<b>0</b>	<b>0</b>	<b>.000</b>
<b>Arkansas State</b>	<b>2</b>	<b>1</b>	<b>0</b>	<b>.667</b>
Baylor	5	5	0	.500
Bradley	3	0	0	1.000
Buffalo	1	2	0	.333
Central Arkansas	9	9	0	.500
Cincinnati	3	0	0	1.000
Coastal Carolina	3	1	0	.750
Dallas Baptist	2	2	0	.500
Florida Atlantic	1	0	0	1.000
Florida State	0	2	0	.000
<b>Georgia Southern</b>	<b>0</b>	<b>1</b>	<b>0</b>	<b>.000</b>
<b>Georgia State</b>	<b>0</b>	<b>0</b>	<b>0</b>	<b>.000</b>
<b>Houston</b>	<b>6</b>	<b>7</b>	<b>0</b>	<b>.462</b>
Houston Baptist	11	9	0	.550
Incarinate Word	14	2	0	.875
<b>Indiana</b>	<b>0</b>	<b>0</b>	<b>0</b>	<b>.000</b>
Kent State	2	1	0	.667
Kentucky	0	1	0	.000
Lamar	12	2	0	.857
<b>Little Rock</b>	<b>1</b>	<b>2</b>	<b>0</b>	<b>.333</b>
Louisiana	4	5	0	.444
<b>Louisiana Tech</b>	<b>2</b>	<b>3</b>	<b>0</b>	<b>.400</b>
<b>LSU</b>	<b>0</b>	<b>1</b>	<b>0</b>	<b>.000</b>
Manhattan	1	0	0	1.000
<b>McNeese</b>	<b>10</b>	<b>4</b>	<b>0</b>	<b>.714</b>
Michigan State	1	0	0	1.000
Mississippi State	0	3	0	.000
Missouri	0	1	0	.000
Nebraska	1	0	0	1.000
Nevada	2	1	0	.667
<b>New Orleans</b>	<b>7</b>	<b>4</b>	<b>0</b>	<b>.636</b>
<b>Nicholls</b>	<b>12</b>	<b>2</b>	<b>0</b>	<b>.857</b>
North Alabama	3	0	0	1.000
<b>Northwestern State</b>	<b>6</b>	<b>5</b>	<b>0</b>	<b>.545</b>
Oklahoma	5	1	0	.833
Pepperdine	1	0	0	1.000
Prairie View	4	0	0	1.000
Princeton	1	0	0	1.000
Purdue	0	2	0	.000
<b>Rice</b>	<b>8</b>	<b>6</b>	<b>0</b>	<b>.571</b>
Sam Houston	2	1	0	.667
Samford	0	1	0	.000
<b>South Alabama</b>	<b>0</b>	<b>3</b>	<b>0</b>	<b>.000</b>
<b>Southeastern Louisiana</b>	<b>8</b>	<b>6</b>	<b>0</b>	<b>.571</b>
<b>Southern Miss</b>	<b>0</b>	<b>3</b>	<b>0</b>	<b>.000</b>
<b>Stanford</b>	<b>0</b>	<b>0</b>	<b>0</b>	<b>.000</b>
Stephen F. Austin	11	8	0	.579
Stetson	1	0	0	1.000
TCU	1	2	0	.333
Texas	1	5	0	.167
Texas A&M	2	3	0	.400
Texas A&M-Corpus Christi	15	5	0	.750
Texas Southern	3	0	0	1.000
<b>Texas State</b>	<b>5</b>	<b>2</b>	<b>0</b>	<b>.714</b>
Texas Tech	2	4	0	.333
<b>Troy</b>	<b>3</b>	<b>1</b>	<b>0</b>	<b>.750</b>
Tulane	2	2	0	.500
<b>UC Irvine</b>	<b>2</b>	<b>1</b>	<b>0</b>	<b>.667</b>
UConn	2	1	0	.667
<b>ULM</b>	<b>3</b>	<b>4</b>	<b>0</b>	<b>.429</b>
<b>UT Arlington</b>	<b>3</b>	<b>2</b>	<b>0</b>	<b>.600</b>
UTSA	0	1	0	.000
Vanderbilt	1	0	0	1.000
Virginia Tech	1	3	0	.250
Wichita State	4	2	0	.667
Wright State	1	1	0	.500
<b>Totals</b>	<b>230</b>	<b>151</b>	<b>0</b>	<b>.604</b>

claimed both the SEC Championship and booked a trip to the College World Series in 2004.

Deggs first received experience as a head coach at Texarkana College for five seasons (1998-2002), compiling a sound record of 187-100. The squad claimed two Texas Eastern Athletic Conference runners-up finishes, a pair of TEAC titles (2001, 2002) and the school's first-ever trip to Junior College World Series.

Developing and recruiting talented young men was a staple of Deggs', even early on in his coaching career, as he brought future MLB All-Star Hunter Pence to Texarkana as a former high school standout from Arlington, Texas.

Deggs spent the 1996 and 1997 seasons as the hitting and infield coach at Northwestern State under Van Horn, assisting the Demons to the Southland Conference title in 1997. His infield units ranked among the top infield groups in the country for both seasons.

During his own playing career, Deggs was an infielder for Alvin Junior College from 1991-92 and at Northwood University from 1993-94. Deggs earned a Master's degree from Northwestern State in 1996.

Deggs followed his college career with a turn in the professional ranks, playing three years for the Mobile (Ala.) Baysharks and the Tennessee Tomahawks, two of which were spent as a player/coach under former Boston Red Sox manager Butch Hobson and former Red Sox catcher Mike O'Berry.

Deggs is married to the former Kathy Saldua and the couple has a son, Kyler, and two daughters, Klaire and Khloe.



Coach Matt Deggs with his family after his introductory press conference on July 19, 2019.

## COACHING & SUPPORT STAFF



**29 | Seth Thibodeaux**  
Associate Head Coach / Pitching



**48 | Jake Wells**  
Assistant Coach / Recruiting



**31 | Zach LaFleur**  
Assistant Coach



**Anthony Babineaux**  
Chief of Staff



**Brian Davis**  
Athletic Trainer



**James Lang**  
Strength and Conditioning



**Chris Domingue**  
Academic Coordinator



**Carter Munchrath**  
Assistant Chief of Staff





# 52 TOMMY RAY

**RIGHT-HANDED PITCHER**  
Junior | 6-5 | 215 | R/R  
Quincy, Ill. | Quincy Notre Dame | John Logan CC

**CAREER HIGHS:**

Innings Pitched \_\_\_\_\_ 4.0, vs. UC Irvine (2/18/22)  
Longest Start (IP) \_\_\_\_\_ None  
Shortest Start (IP) \_\_\_\_\_ None  
Longest Relief \_\_\_\_\_ 4.0, vs. UC Irvine (2/18/22)  
Hits Allowed \_\_\_\_\_ 2, vs. UC Irvine (2/18/22)  
Runs Allowed \_\_\_\_\_ None  
ER Allowed \_\_\_\_\_ None

Walks \_\_\_\_\_ None  
Strikeouts \_\_\_\_\_ 5, vs. UC Irvine (2/18/22)  
Wild Pitches \_\_\_\_\_ None  
Hit Batters \_\_\_\_\_ None  
HR Allowed \_\_\_\_\_ None  
Pitch Count \_\_\_\_\_ 44, vs. UC Irvine (2/18/22)

**RAY 2022 GAME-BY-GAME STATS****#52 Ray, Tommy - 1 appearance (All games)**

Date	Opponent	GS	IP	H	R	ER	BB	SO	2B	3B	HR	WP	BK	HBP	IBB	Score	W-L	Sv	ERA	NP
Feb 18	UC IRVINE		4.0	2	0	0	0	5	1	0	0	0	0	0	0	4-7	0-0	0	0.00	44
Totals		0	4.0	2	0	0	0	5	1	0	0	0	0	0	0	4-7	0-0	0	0.00	-

**PRIOR TO LOUISIANA****JUNIOR COLLEGE**

A two-year letterwinner at John Logan Community College ... made 17 career appearances with 12 starts ... posted an 8-3 record for the Vols with a 2.98 earned run average in 60.1 innings on the mound as a freshman ... struck out 70 batters ... made 14 appearances with 12 starts ... posted a 1-0 record with 10 strikeouts in 7.0 innings as a true freshman in 2020 ... team was ranked No. 1 nationally before the season was cut short due to the COVID-19 pandemic.

**HIGH SCHOOL**

Went 5-2 with a 2.06 earned run average and 44 strikeouts in 37.1 innings as a senior at Quincy-Notre Dame in 2019 ... helped QND to IHSA Regional titles in 2017 and 2018 ... member of the 2017 IHSA Sectional champions ... a three-time on the *Quincy Herald-Whig* Baseball team ... named to the Quincy Herald-Whig All-Decade team ... also lettered in basketball.

**PERSONAL**

Born September 17, 2000 in Quincy, Ill. ... the son of Sheri and Jack Ray ... has two siblings ... older brother, Johnny, pitched at TCU in 2020-21 and is currently playing in the Chicago White Sox organization ... a general studies major.

**CAREER PITCHING STATISTICS**

Season	ERA	W	L	APP	GS	CG	SHO	SV	IP	H	R	ER	BB	SO	2B	3B	HR	BF	BAVG	WP	HBP	BK	SFA	SHA
2022	0.00	0	0	1	0	0	0	0	4.0	2	0	0	0	5	1	0	0	13	.154	0	0	0	0	0
Total	0.00	0	0	1	0	0	0	0	4.0	2	0	0	0	5	1	0	0	13	.154	0	0	0	0	0





## STARTING PITCHER - SATURDAY



# 53 PEYTON HAVARD

**RIGHT-HANDED PITCHER**  
Sophomore | 6-0 | 215 | R/R  
Bridge City, Texas | Bridge City HS

### CAREER HIGHS:

Innings Pitched \_\_\_\_\_ 4.0, vs. UC Irvine (2/19/22)  
Longest Start (IP) \_\_\_\_\_ 4.0, vs. UC Irvine (2/19/22)  
Shortest Start (IP) \_\_\_\_\_ 4.0, vs. UC Irvine (2/19/22)  
Longest Relief \_\_\_\_\_ 1.0, 8x, last vs. Texas State (5/26/21)  
Hits Allowed \_\_\_\_\_ 3, at Little Rock (4/23/21)  
Runs Allowed \_\_\_\_\_ 3, at Little Rock (4/23/21)  
ER Allowed \_\_\_\_\_ 2, at Little Rock (4/23/21)

Walks \_\_\_\_\_ 3, vs. UC Irvine (2/19/22)  
Strikeouts \_\_\_\_\_ 2, 2x, last vs. UC Irvine (2/19/22)  
Wild Pitches \_\_\_\_\_ 1 2x, last vs. North Alabama (5/9/21)  
Hit Batters \_\_\_\_\_ 1, 2x, last vs. UC Irvine (2/19/22)  
HR Allowed \_\_\_\_\_ None  
Pitch Count \_\_\_\_\_ 66, vs. UC Irvine (2/19/22)

## HAVARD 2022 GAME-BY-GAME STATS

### #53 Havard, Peyton - 1 appearance (All games)

Date	Opponent	GS	IP	H	R	ER	BB	SO	2B	3B	HR	WP	BK	HBP	IBB	Score	W-L	Sv	ERA	NP
Feb 19	UC IRVINE	*	4.0	2	1	1	3	2	0	0	0	0	0	1	0	7-4	0-0	0	2.25	66
Totals		1	4.0	2	1	1	3	2	0	0	0	0	0	1	0	7-4	0-0	0	2.25	-

## PRIOR TO LOUISIANA

### 2021 (Freshman)

Made eight appearances on the mound in a relief role, posting an 0-0 record with a 2.25 earned run average ... fanned nine batters with a pair of walks in eight innings ... recorded at least one strikeout in each of his appearances with season-high two coming in a hitless inning of relief against Texas State (5/26) in the Sun Belt Conference Championships ... made collegiate debut against Rice (2/27), tossing one inning with a strikeout ... also appeared in games against TCU (3/20), Coastal Carolina (3/29), South Alabama (April 19), Little Rock (4/23), ULM (4/27) and North Alabama (5/9) ... played summer ball with the Prospect League's Alton River Dragons (Ill.) posting a 4-1 record with a 1.72 ERA in 31.1 innings.

### HIGH SCHOOL

Attended Bridge City High School and was a two-time District 4A MVP and the 2019 Beaumont Super Gold Player of the Year...Named a THSBCA Second Team All-State pitcher and a TSWA All-State Honorable Mention at pitcher and third base.

### PERSONAL

Born on January 30, 2002, in Beaumont, Texas ... the son of Melissa and Chad Havard ... Has one brother, Brady ... Intends on majoring in Business.

## CAREER PITCHING STATISTICS

Season	ERA	W	L	APP	GS	CG	SHO	SV	IP	H	R	ER	BB	SO	2B	3B	HR	BF	BAVG	WP	HBP	BK	SFA	SHA
2021	2.25	0	0	8	0	0	0	0	8.0	9	3	2	2	9	1	0	0	35	.281	2	1	0	0	0
2022	2.25	0	0	1	1	0	0	0	4.0	2	1	1	3	2	0	0	0	17	.154	0	1	0	0	0
Total	2.25	0	0	9	1	0	0	0	12	11	4	3	5	11	1	0	0	52	.244	2	2	0	0	0





# 51

## JEFF WILSON

RIGHT-HANDED PITCHER

Senior | 6-4 | 225 | R/R

Plano, Texas | Plano West Senior | Grayson CC

### CAREER HIGHS:

Innings Pitched \_\_\_\_\_ 4.1, vs. UC Irvine (2/20/22)  
 Longest Start (IP) \_\_\_\_\_ 4.1, vs. UC Irvine (2/20/22)  
 Shortest Start (IP) \_\_\_\_\_ 4.1, vs. UC Irvine (2/20/22)  
 Longest Relief \_\_\_\_\_ 3.1, vs. Texas State (4/30/21)  
 Hits Allowed \_\_\_\_\_ 5, vs. UC Irvine (2/20/22)  
 Runs Allowed \_\_\_\_\_ 3, vs. UC Irvine (2/20/22)  
 ER Allowed \_\_\_\_\_ 3, vs. UC Irvine (2/20/22)

Walks \_\_\_\_\_ 2, 2x, last at UT Arlington (5/14/21)  
 Strikeouts \_\_\_\_\_ 3, 4x, last vs. UC Irvine (2/20/22)  
 Wild Pitches \_\_\_\_\_ 1, 3x, last vs. Georgia Southern (5/29/21)  
 Hit Batters \_\_\_\_\_ None  
 HR Allowed \_\_\_\_\_ None  
 Pitch Count \_\_\_\_\_ 64, vs. UC Irvine (2/20/22)

### WILSON 2022 GAME-BY-GAME STATS

#### #51 Wilson, Jeff - 1 appearance (All games)

Date	Opponent	GS	IP	H	R	ER	BB	SO	2B	3B	HR	WP	BK	HBP	IBB	Score	W-L	Sv	ERA	NP
Feb 20	UC IRVINE		4.1	5	3	3	0	3	1	0	0	0	0	0	0	5-3	0-0	0	6.23	64
Totals		1	4.1	5	3	3	0	3	1	0	0	0	0	0	0	5-3	0-0	0	6.23	-

### PRIOR TO LOUISIANA

#### 2021 (Junior)

Made 15 appearances out of the bullpen for Louisiana, posting a 1.84 earned run average ... struck out 13 batters in 14.2 innings on the season ... threw season-high 3.1 innings of scoreless relief against Texas State (4/30) with a pair of strikeouts ... struck out the side in an inning of work against ULM (4/27) ... pitched an inning of scoreless relief in games against Rice (2/28) and North Alabama (5/7) ... came on in relief in the eighth inning and forced an inning-ending fielder's choice to help preserve a one-run lead in an eventual 4-1 win against Houston Baptist (3/6).

#### 2020 (Junior)

Played a major role out of the bullpen posting a 3.48 ERA in 10.1 innings pitched while making seven appearances ... fanned nine batters with three walks ... four of his seven outings were scoreless, including a 5.2 scoreless inning streak which stretched from Tulane (2/19) until Northwestern State (2/26).

#### PRIOR TO UL (Grayson CC)

Participated in the Texas-New Mexico All-Star Weekend ... compiled a 5.09 ERA through 40.2 inning pitched during the 2019 season ... fanned 54 batters in 40.2 innings, posting a 12.39 strikeouts per nine innings average ... was a teammate with current Ragin' Cajun pitcher Brandon Talley.

#### HIGH SCHOOL

Was a unanimous First Team All-District selection as a pitcher at Plano West Senior High School ... was 4-4 with a 2.57 ERA in 62.2 innings on the mound ... struck out 61 batters as a senior ... a member of the National Honor Society and Vice President of DECA.

#### PERSONAL

Born on December 11, 1998 in Dallas, Texas ... the son of Sandy and Mark Wilson ... an accounting major.

### CAREER PITCHING STATISTICS

Season	ERA	W	L	APP	GS	CG	SHO	SV	IP	H	R	ER	BB	SO	2B	3B	HR	BF	BAVG	WP	HBP	BK	SFA	SHA
2020	3.48	0	0	7	0	0	0	0	10.1	10	4	4	3	9	2	0	1	41	.278	1	1	0	1	0
2021	1.84	0	0	14	0	0	0	0	14.2	12	4	3	9	13	4	1	0	61	.231	3	0	0	0	0
2022	6.23	0	0	1	1	0	0	0	4.1	5	3	3	0	3	1	0	0	18	.294	0	0	0	0	1
Total	3.07	0	0	22	1	0	0	0	29.1	27	11	10	12	25	7	1	1	120	.257	4	1	0	1	1



## 2022 LOUISIANA RECORD WHEN ...

	ALL	SBC
All Opponents	3-1	0-0
Home	3-1	0-0
Away	0-0	0-0
Neutral	0-0	0-0
SBC	0-0	0-0
Non-Conference	3-1	0-0
Day Games	2-0	0-0
Night Games	1-1	0-0
vs. Top 25 Teams	2-1	0-0
vs. Top 10 Teams	0-0	0-0
vs. Top 5 Teams	0-0	0-0
In February	3-1	0-0
In March	0-0	0-0
In April	0-0	0-0
In May	0-0	0-0
In June	0-0	0-0
On Monday	0-0	0-0
On Tuesday	1-0	0-0
On Wednesday	0-0	0-0
On Thursday	0-0	0-0
On Friday	0-1	0-0
On Saturday	1-0	0-0
On Sunday	1-0	0-0
vs. RHP	2-1	0-0
vs. LHP	1-0	0-0
1-Run Games	1-0	0-0
2-Run Games	1-0	0-0
5+ Run Games	0-0	0-0
Extra Innings	1-0	0-0
Shutouts	0-0	0-0
Scoring 0-2 Runs	0-0	0-0
Scoring 3-5 Runs	1-1	0-0
Scoring 6-9 Runs	2-0	0-0
Scoring 10+ Runs	0-0	0-0
Opponent Scores 0-2 Runs	0-0	0-0
Opponent Scores 3-5 Runs	3-0	0-0
Opponent Scores 6-9 Runs	0-1	0-0
Opponent Scores 10+ Runs	0-0	0-0
Scored in 1st inning	2-0	0-0
Opp. scored in 1st inning	1-0	0-0
Scores first	2-0	0-0
Opponent scores first	1-1	0-0
Leading after 6 innings	2-0	0-0
Leading after 7 innings	2-0	0-0
Leading after 8 innings	3-0	0-0
Tied after 6 innings	0-0	0-0
Tied after 7 innings	0-0	0-0
Tied after 8 innings	0-0	0-0
Trailing after 6 innings	1-1	0-0
Trailing after 7 innings	1-1	0-0
Trailing after 8 innings	0-1	0-0
Hits 0 Home Runs	1-0	0-0
Hits 1 Home Run	2-0	0-0
Hits 2+ Home Runs	0-1	0-0
Opponent Hits 0 Home Runs	2-0	0-0
Opponent Hits 1 Home Run	0-1	0-0
Opponent Hits 2+ Home Runs	0-0	0-0
Made 0 errors	2-0	0-0
Made 1 error	1-1	0-0
Made 2+ errors	0-0	0-0
Opponent made 0 errors	0-1	0-0
Opponent made 1 error	1-0	0-0
Opponent made 2+ errors	2-0	0-0
Out-hit opponent	2-0	0-0
Out-hit by opponent	0-1	0-0
Hits are tied	1-0	0-0
Louisiana Wears White	1-0	0-0
Louisiana Wears Red	1-0	0-0
Louisiana Wears Black	0-0	0-0
Louisiana Wears Gray	0-0	0-0
Louisiana Wears Cream	0-1	0-0
Louisiana Wears Pinstripes	1-0	0-0

## 2022 LOUISIANA SERIES-BY-SERIES SPLITS

HITTING													
Opponent	W-L	Avg.	AB	R	H	2B	3B	HR	RBI	SLG%	BB	SO	OB%
UC Irvine	2-1	.213	89	16	19	0	0	5	15	.382	10	27	.304
Southeastern La.	1-0	.270	37	6	10	6	0	0	16	.432	4	8	.357
at Round Rock Classic													2-2
Northwestern State													
Southern Miss													
Louisiana Tech													
New Orleans													
Houston													
McNeese													
at Troy													
Nicholls													
South Alabama													
Georgia Southern													
at Arkansas State													
ULM													
at LSU													
at Georgia State													
at App State													
UT Arlington													
at Rice													
at Texas State													
Little Rock													

PITCHING													
Opponent	W-L-S	ERA	IP	H	R	ER	BB	SO	2B	3B	HR	B/Avg.	WP
UC Irvine	2-1-1	4.00	27.0	24	14	12	13	28	5	1	1	.240	1
Southeastern La.	1-0-0	4.50	10.0	7	5	5	5	12	2	2	0	.206	0
at Round Rock Classic													7
Northwestern State													
Southern Miss													
Louisiana Tech													
New Orleans													
Houston													
McNeese													
at Troy													
Nicholls													
South Alabama													
Georgia Southern													
at Arkansas State													
ULM													
at LSU													
at Georgia State													
at App State													
UT Arlington													
at Rice													
at Texas State													
Little Rock													

## 2022 LOUISIANA PINCH-HITTING

Gm#	Date	Opponent	Batter	Scoring	Inn	Outs	Score	Final
1	Feb 18	UC Irvine	CJ Willis	Strikeout (Looking)	9	1	4-7	L, 4-7
2	Feb 19	UC Irvine	Conor Higgs	Flyout to Right	6	1	6-4	W, 7-4
3	Feb 20	UC Irvine	Conor Higgs	Strikeout	5	0	2-3	W, 5-3
4	Feb 22	Southeastern La.	Conor Higgs	Groundout to P	9	0	4-4	W, 6-5
4	Feb 22	Southeastern La.	Jonathan Brandon	Fielders Choice RBI	10	0	4-5	W, 6-5





## BATTING ORDER BREAKDOWN

### LEADOFF

Max Marusak \_\_\_\_\_ 4 \_\_\_\_\_ 3-1

### 2ND SPOT

Tyler Robertson \_\_\_\_\_ 4 \_\_\_\_\_ 3-1

### 3RD SPOT

Kyle DeBarge \_\_\_\_\_ 3 \_\_\_\_\_ 3-0

Connor Kimple \_\_\_\_\_ 1 \_\_\_\_\_ 0-1

### CLEANUP

Connor Kimple \_\_\_\_\_ 2 \_\_\_\_\_ 2-0

Carson Roccaforte \_\_\_\_\_ 2 \_\_\_\_\_ 1-1

### 5TH SPOT

Carson Roccaforte \_\_\_\_\_ 2 \_\_\_\_\_ 2-0

Connor Kimple \_\_\_\_\_ 1 \_\_\_\_\_ 1-0

Kyle DeBarge \_\_\_\_\_ 1 \_\_\_\_\_ 0-1

### 6TH SPOT

Heath Hood \_\_\_\_\_ 2 \_\_\_\_\_ 1-1

Bobby Lada \_\_\_\_\_ 1 \_\_\_\_\_ 1-0

CJ Willis \_\_\_\_\_ 1 \_\_\_\_\_ 1-0

### 7TH SPOT

CJ Willis \_\_\_\_\_ 1 \_\_\_\_\_ 1-0

Warnner Rincones \_\_\_\_\_ 1 \_\_\_\_\_ 1-0

Heath Hood \_\_\_\_\_ 1 \_\_\_\_\_ 1-0

Jonathan Brandon \_\_\_\_\_ 1 \_\_\_\_\_ 0-1

### 8TH SPOT

Bobby Lada \_\_\_\_\_ 1 \_\_\_\_\_ 0-1

Julian Brock \_\_\_\_\_ 1 \_\_\_\_\_ 1-0

Will Veillon \_\_\_\_\_ 1 \_\_\_\_\_ 1-0

Jonathan Brandon \_\_\_\_\_ 1 \_\_\_\_\_ 1-0

### 9TH SPOT

Julian Brock \_\_\_\_\_ 2 \_\_\_\_\_ 1-1

Austin Garrett \_\_\_\_\_ 1 \_\_\_\_\_ 1-0

Bobby Lada \_\_\_\_\_ 1 \_\_\_\_\_ 1-0

## 2022 RAGIN' CAJUNS STARTING LINEUP BY BATTING ORDER

Date	Opp.	Record	1	2	3	4	5	6	7	8	9
2/18	UC Irvine	0-1	Marusak	Robertson	Kimple	Roccaforte	DeBarge	Hood	Brandon	Lada	Brock
2/19	UC Irvine	1-1	Marusak	Robertson	DeBarge	Kimple	Roccaforte	Hood	Rincones	Veillon	Brock
2/20	UC Irvine	2-1	Marusak	Robertson	DeBarge	Kimple	Roccaforte	Lada	Willis	Brandon	Garrett
2/22	Southeastern La.	3-1	Marusak	Robertson	DeBarge	Roccaforte	Kimple	Willis	Hood	Brock	Lada
2/25	vs. Stanford										
2/26	vs. Indiana										
2/27	vs. Arkansas										
3/1	at Northwestern St.										
3/2	Northwestern St.										
3/4	Southern Miss										
3/5	Southern Miss										
3/6	Southern Miss										
3/8	at Louisiana Tech										
3/9	at New Orleans										
3/11	Houston										
3/12	Houston										
3/13	Houston										
3/16	at McNeese										
3/18	at Troy										
3/19	at Troy										
3/20	at Troy										
3/22	at Nicholls										
3/25	South Alabama										
3/26	South Alabama										
3/27	South Alabama										
3/29	at Southeastern La.										
4/1	Georgia Southern										
4/2	Georgia Southern										
4/3	Georgia Southern										
4/5	at Louisiana Tech										
4/8	at Arkansas St.										
4/9	at Arkansas St.										
4/10	at Arkansas St.										
4/12	McNeese										
4/14	ULM										
4/15	ULM										
4/16	ULM										
4/19	at LSU										
4/22	at Georgia St.										
4/23	at Georgia St.										
4/24	at Georgia St.										
4/29	at App State										
4/30	at App State										
5/1	at App State										
5/6	UT Arlington										
5/7	UT Arlington										
5/8	UT Arlington										
5/10	at Rice										
5/11	at Rice										
5/13	at Texas St.										
5/14	at Texas St.										
5/15	at Texas St.										
5/17	Nicholls										
5/19	Little Rock										
5/20	Little Rock										
5/21	Little Rock										



## 2022 RAGIN' CAJUNS STARTING LINEUP BY POSITION

Date	Opp.	Record	C	1B	2B	3B	SS	LF	CF	RF	DH
2/18	UC Irvine	0-1	Brock	Roccaforte	Lada	Brandon	DeBarge	Hood	Marusak	Robertson	Kimble
2/19	UC Irvine	1-1	Brock	Roccaforte	Rincones	Robertson	DeBarge	Hood	Marusak	Veillon	Kimble
2/20	UC Irvine	2-1	Garrett	Roccaforte	Lada	Brandon	DeBarge	Kimble	Marusak	Robertson	Willis
2/22	Southeastern La.	3-1	Brock	Roccaforte	Lada	Robertson	DeBarge	Kimble	Marusak	Hood	Willis
2/25	vs. Stanford										
2/26	vs. Indiana										
2/27	vs. Arkansas										
3/1	at Northwestern St.										
3/2	Northwestern St.										
3/4	Southern Miss										
3/5	Southern Miss										
3/6	Southern Miss										
3/8	at Louisiana Tech										
3/9	at New Orleans										
3/11	Houston										
3/12	Houston										
3/13	Houston										
3/16	at McNeese										
3/18	at Troy										
3/19	at Troy										
3/20	at Troy										
3/22	at Nicholls										
3/25	South Alabama										
3/26	South Alabama										
3/27	South Alabama										
3/29	at Southeastern La.										
4/1	Georgia Southern										
4/2	Georgia Southern										
4/3	Georgia Southern										
4/5	at Louisiana Tech										
4/8	at Arkansas St.										
4/9	at Arkansas St.										
4/10	at Arkansas St.										
4/12	McNeese										
4/14	ULM										
4/15	ULM										
4/16	ULM										
4/19	at LSU										
4/22	at Georgia St.										
4/23	at Georgia St.										
4/24	at Georgia St.										
4/29	at App State										
4/30	at App State										
5/1	at App State										
5/6	UT Arlington										
5/7	UT Arlington										
5/8	UT Arlington										
5/10	at Rice										
5/11	at Rice										
5/13	at Texas St.										
5/14	at Texas St.										
5/15	at Texas St.										
5/17	Nicholls										
5/19	Little Rock										
5/20	Little Rock										
5/21	Little Rock										

## 2022 POSITION BREAKDOWN

### CATCHER

Julian Brock \_\_\_\_\_ 3 \_\_\_\_\_ 2-1  
 Austin Garrett \_\_\_\_\_ 1 \_\_\_\_\_ 1-0

### FIRST BASE

Carson Roccaforte \_\_\_\_\_ 4 \_\_\_\_\_ 3-1

### SECOND BASE

Bobby Lada \_\_\_\_\_ 3 \_\_\_\_\_ 2-1  
 Warnner Rincones \_\_\_\_\_ 1 \_\_\_\_\_ 1-0

### THIRD BASE

Jonathan Brandon \_\_\_\_\_ 2 \_\_\_\_\_ 1-1  
 Tyler Robertson \_\_\_\_\_ 2 \_\_\_\_\_ 2-0

### SHORTSTOP

Kyle DeBarge \_\_\_\_\_ 4 \_\_\_\_\_ 3-1

### LEFT FIELD

Heath Hood \_\_\_\_\_ 2 \_\_\_\_\_ 1-1  
 Connor Kimble \_\_\_\_\_ 2 \_\_\_\_\_ 2-0

### CENTER FIELD

Max Marusak \_\_\_\_\_ 4 \_\_\_\_\_ 3-1

### RIGHT FIELD

Tyler Robertson \_\_\_\_\_ 2 \_\_\_\_\_ 1-1  
 Will Veillon \_\_\_\_\_ 1 \_\_\_\_\_ 1-0  
 Heath Hood \_\_\_\_\_ 1 \_\_\_\_\_ 1-0

### DESIGNATED HITTER

Connor Kimble \_\_\_\_\_ 2 \_\_\_\_\_ 1-1  
 CJ Willis \_\_\_\_\_ 2 \_\_\_\_\_ 2-0



## LOUISIANA BASEBALL RECORDS

### MISCELLANEOUS

Games Played, Season: \_\_\_\_\_ 69 in 1991, 2000  
Games Won, Season: \_\_\_\_\_ 58 in 2014 (58-10)  
Games Lost, Season: \_\_\_\_\_ 33 in 1996 (25-33)  
Highest Winning Pct., Season: \_\_\_\_\_ 853 in 2014 (58-10)  
Lowest Winning Pct., Season: \_\_\_\_\_ .304 in 1979 (14-32)  
Home Games Won, Season: \_\_\_\_\_ 43 in 1989  
Fewest Home Games Won, Season: \_\_\_\_\_ 4 in 1979  
Home Games Lost, Season: \_\_\_\_\_ 19 in 1979  
Fewest Home Games Lost, Season: \_\_\_\_\_ 2 in 2007  
Road Games Won, Season: \_\_\_\_\_ 22 in 1985 and 2014  
Road Games Lost, Season: \_\_\_\_\_ 19 in 1986 and 1987  
Conference Games Won, Season: \_\_\_\_\_ 26 in 2014  
Conference Games Lost, Season: \_\_\_\_\_ 19 in 2012  
Longest Winning Streak, Season: \_\_\_\_\_ 17 (2x) February 18-March 15, 2000/March 16-April 3, 1994  
Longest Losing Streak, Season: \_\_\_\_\_ 10 in 2003 (February 28-March 15, 2003)  
Longest Losing Streak, Overall: \_\_\_\_\_ 10 (May 15, 1992-February 21, 1993)  
Home Winning Streak: \_\_\_\_\_ 13  
Home Losing Streak: \_\_\_\_\_ 7, April 1-10, 1979  
Road Winning Streak: \_\_\_\_\_ 6, March 20-April 1, 1997  
Road Losing Streak: \_\_\_\_\_ 11, February 11-March 21, 2003  
Conference Winning Streak: \_\_\_\_\_ 12 in 2010  
Conference Losing Streak: \_\_\_\_\_ 6 in 1993-94, 2001 and 2009  
Most Games, Opponent: \_\_\_\_\_ 148, New Orleans  
Most Wins, Opponent: \_\_\_\_\_ 95, McNeese State  
Most Losses, Opponent: \_\_\_\_\_ 71, Lamar  
Most Consecutive Wins, Opponent: \_\_\_\_\_ 25, ULM (March 15, 2013-May 16, 2019)  
Most Consecutive Losses, Opponent: \_\_\_\_\_ 17, South Alabama (May 8, 1992-April 4, 1997)  
Largest Margin of Victory: \_\_\_\_\_ 26 vs. Texas College (26-0) on February 22, 1989  
Largest Margin of Defeat: \_\_\_\_\_ 17 vs. Northwestern State (4-21) on April 8, 1997  
Most Consecutive Wins to Open Season: \_\_\_\_\_ 13 (February 18-March 6, 1994)  
Most Consecutive Games Without a Win to Open Season: \_\_\_\_\_ 4 in 1940, 1941 and February 7-10, 1986  
Consecutive Games Without a Shutout: \_\_\_\_\_ 127 (February 22, 2005-March 4, 2006)

### SINGLE-GAME RECORDS

#### BATTING

At-Bats: \_\_\_\_\_ 58 vs. McNeese State (Feb. 24, 2015) – 17 inn.  
Runs Scored (Game): \_\_\_\_\_ 28 vs. UALR (May 12, 2007)  
Runs Scored (Inning): \_\_\_\_\_ 13 vs. Southern (April 2, 1987) - 2nd Inning  
Hits: \_\_\_\_\_ 27 at New Mexico State (May 6, 2005)  
Doubles: \_\_\_\_\_ 9, twice  
\_\_\_\_\_ vs. UALR (May 18, 1999)  
\_\_\_\_\_ vs. Prairie View A&M (February 10, 1996)  
Triples: \_\_\_\_\_ 4, three times  
\_\_\_\_\_ vs. Southeastern Louisiana (March 15, 1988)  
\_\_\_\_\_ vs. Arkansas Tech (March 5, 1988)  
\_\_\_\_\_ vs. New Orleans (March 19, 1983)  
Home Runs: \_\_\_\_\_ 7, four times  
\_\_\_\_\_ vs. Arkansas State (April 11, 2021)  
\_\_\_\_\_ at ULM (March 16, 2014)  
\_\_\_\_\_ vs. Texas College (February 22, 1989)  
\_\_\_\_\_ vs. Louisiana College (April 15, 1987)  
RBI: \_\_\_\_\_ 25 vs. UALR (May 12, 2007)  
Total Bases: \_\_\_\_\_ 44, four times  
\_\_\_\_\_ at Appalachian State (May 2, 2015)  
\_\_\_\_\_ vs. Louisiana Tech (May 3, 1997)  
\_\_\_\_\_ vs. Texas College (February 22, 1989)  
\_\_\_\_\_ vs. Louisiana College (April 15, 1987)  
Stolen Bases: \_\_\_\_\_ 13 vs. Ouachita Baptist (March 5, 1988)  
Sacrifice Hits: \_\_\_\_\_ 6, twice  
\_\_\_\_\_ at South Alabama (March 21, 2010)  
\_\_\_\_\_ vs. FIU (April 11, 1999)  
Sacrifice Flies: \_\_\_\_\_ 5 vs. Dartmouth (March 20, 1991)  
Walks: \_\_\_\_\_ 18 vs. Nicholls State (April 12, 1995)  
Hit by Pitch: \_\_\_\_\_ 8 vs. Alcorn State (March 9, 2010)  
Strikeouts: \_\_\_\_\_ 22, vs. Nebraska (Feb. 20, 2009) – 15 inn.

#### FIELDING

Double Plays Turned: \_\_\_\_\_ 6 vs. New Orleans (May 16, 2009)  
Putouts: \_\_\_\_\_ 51, vs. McNeese State (Feb. 24, 2015)  
Assists: \_\_\_\_\_ 30 vs. Tulane (March 13, 1977)  
Errors: \_\_\_\_\_ 8, two times  
\_\_\_\_\_ vs. McNeese State (April 2, 1996)  
\_\_\_\_\_ vs. Maine (March 24, 1990)

### PITCHING

Innings Pitched: \_\_\_\_\_ 23 vs. McNeese State (March 27, 1971)\*\*  
Hits Allowed: \_\_\_\_\_ 27 vs. Lamar (March 31, 1996)  
Runs Allowed: \_\_\_\_\_ 24 vs. Texas (April 12, 1974)  
Earned Runs Allowed: \_\_\_\_\_ 17, two times  
\_\_\_\_\_ vs. Rice (March 19, 2008)  
\_\_\_\_\_ vs. New Orleans (May 16, 1998)  
Strikeouts: \_\_\_\_\_ 20, at Northwestern State (February 28, 2017)  
Walks: \_\_\_\_\_ 14, three times  
\_\_\_\_\_ vs. Oklahoma State (March 7, 1996)  
\_\_\_\_\_ vs. Southeastern Louisiana (February 19, 1986)  
\_\_\_\_\_ vs. Tulane (April 18, 1985)  
Wild Pitches: \_\_\_\_\_ 5, four times  
\_\_\_\_\_ at Tulane (February 19, 2021)  
\_\_\_\_\_ vs. Alabama (March 2, 2014)  
\_\_\_\_\_ vs. TCU (February 13, 1989)  
\_\_\_\_\_ vs. Texas-Pan American (February 21, 1986)

\*\* Prior to Louisiana joining Division I

### SINGLE-SEASON RECORDS

#### BATTING

At-Bats: \_\_\_\_\_ 2,365 in 2005 (67 games)  
Runs Scored: \_\_\_\_\_ 575 in 1989 (62 games)  
Hits: \_\_\_\_\_ 774 in 2005 (67 games)  
Doubles: \_\_\_\_\_ 155 in 2005 (67 games)  
Triples: \_\_\_\_\_ 46 in 1989 (62 games)  
Home Runs: \_\_\_\_\_ 83 in 2000 (69 games)  
RBI: \_\_\_\_\_ 491 in 1989 (62 games)  
Total Bases: \_\_\_\_\_ 1,170 in 2005 (67 games)  
Stolen Bases: \_\_\_\_\_ 145 in 1991 (69 games)  
Sacrifice Hits: \_\_\_\_\_ 80 in 2014 (68 games)  
Sacrifice Flies: \_\_\_\_\_ 50 in 2005 (67 games)  
Walks: \_\_\_\_\_ 352 in 1989 (62 games)  
Hit by Pitch: \_\_\_\_\_ 114 in 2014 (68 games)  
Strikeouts: \_\_\_\_\_ 537 in 1999 (66 games)

#### FIELDING

Double Plays Turned: \_\_\_\_\_ 87 in 2019 (59 games)  
Putouts: \_\_\_\_\_ 1,828 in 2014 (68 games)  
Assists: \_\_\_\_\_ 773 in 2014 (68 games)  
Errors: \_\_\_\_\_ 127 in 1991 (69 games)

### PITCHING

Innings Pitched: \_\_\_\_\_ 609.1 in 2014 (68 games)  
Runs Allowed: \_\_\_\_\_ 377 in 1996 (58 games)  
Earned Runs Allowed: \_\_\_\_\_ 299 in 2019 (59 games)  
Walks Allowed: \_\_\_\_\_ 266 in 2019 (59 games)  
Strikeouts: \_\_\_\_\_ 657 in 1999 (66 games)  
Wild Pitches: \_\_\_\_\_ 67 in 1996 (58 games)  
Shutouts Pitched: \_\_\_\_\_ 14 in 1978 (52 games)  
Complete Games: \_\_\_\_\_ 37 in 1974 (50 games)  
Saves: \_\_\_\_\_ 25 in 2014 (68 games)

### MISCELLANEOUS (BATTING)

Batting Average: \_\_\_\_\_ High: .344 in 1989 (62 games)/Low: .203 in 1968 (35 games)  
Fewest Times Shutout, Season: \_\_\_\_\_ 0, four times 1991, 1996, 2002 and 2005  
Hits Per Game: \_\_\_\_\_ High: 11.81 in 1989 (62 games)/Low: 5.39 in 1968 (35 games)  
Runs Per Game: \_\_\_\_\_ High: 9.27 in 1989 (62 games)/Low: 2.65 in 1968 (35 games)  
Walks Per Game: \_\_\_\_\_ High: 5.72 in 1975 (44 games)/Low: 2.39 in 1968 (35 games)  
Strikeouts Per Game: \_\_\_\_\_ High: 8.13 in 1999 (66 games)/Low: 2.98 in 1980 (50 games)  
Slugging Percentage: \_\_\_\_\_ High: .543 in 1989 (62 games)/Low: .288 in 1973 (33 games)

### MISCELLANEOUS (PITCHING)

Earned Run Average: \_\_\_\_\_ High: 5.67 in 1995 (45 games)/Low: 2.59 in 1978 (52 games)  
Hits Allowed Per Game: \_\_\_\_\_ High: 10.26 in 2009 (58 games)/Low: 4.51 in 1967 (35 games)  
Runs Allowed Per Game: \_\_\_\_\_ High: 6.59 in 1987 (46 games)/Low: 2.66 in 1967 (35 games)  
Walks Per Game: \_\_\_\_\_ High: 5.47 in 1961 (34 games)/Low: 1.83 in 1967 (35 games)  
Strikeouts Per Game: \_\_\_\_\_ High: 10.28 in 1999 (66 games)/Low: 2.98 in 1978 (46 games)  
Consecutive Scoreless Innings, Season: \_\_\_\_\_ 38 in 1988





## THE LAST TIME...

### A CAJUNS HITTER HAD (SINGLE-GAME)

8-plus at-bats: \_\_\_\_\_ Greg Davis vs. McNeese State (February 24, 2015)  
 7 at-bats: \_\_\_\_\_ Osborn, Breaux, Willis and Lada at UTA (May 14, 2021)  
 6 hits: \_\_\_\_\_ Hunter Kasuls at ULM (May 18, 2019)  
 5 hits: \_\_\_\_\_ Connor Kimple vs. Arkansas State (April 11, 2021)  
 4 hits: \_\_\_\_\_ Connor Kimple vs. North Alabama (May 7, 2021)  
 5 runs scored: \_\_\_\_\_ Hayden Cantrelle at Little Rock (March 16, 2019)  
 4 runs scored: \_\_\_\_\_ Handsome Monica vs. Arkansas State (April 6, 2019)  
 3 doubles: \_\_\_\_\_ CJ Willis vs. Louisiana Tech (March 2, 2021)  
**2 doubles: \_\_\_\_\_ CJ Willis vs. Southeastern Louisiana (Feb. 22, 2022)**  
 2 triples: \_\_\_\_\_ Joe Robbins vs Texas State (May 12, 2017)  
 3 home runs: \_\_\_\_\_ Hayden Cantrelle at Little Rock (March 16, 2019)  
 2 home runs: \_\_\_\_\_ Ben Fitzgerald vs. Arkansas State (April 11, 2021)  
 Grand Slam: \_\_\_\_\_ Hunter Kasuls vs. Georgia State (May 11, 2019)  
 Inside-the-Park Home Run: \_\_\_\_\_ Hayden Cantrelle vs. ULM (May 18, 2018)  
 Lead-off Home Run: \_\_\_\_\_ Tyler Robertson vs. Rice (Feb. 26, 2021)  
 Walk-off Home Run: \_\_\_\_\_ Colton Frank vs. Tulane (March 26, 2019)  
 Pinch-Hit Home Run: \_\_\_\_\_ Ben Fitzgerald at Tulane (February 21, 2021)  
 Back-to-Back-to-Back Home Runs: \_\_\_\_\_ Connor Kimple/Ben Fitzgerald/Tyler Robertson vs. Arkansas State (April 11, 2021)  
**Back-to-Back Home Runs: \_\_\_\_\_ Connor Kimple/Carson Roccaforte vs. UC Irvine (Feb. 18, 2022)**  
 Hit for the Cycle: \_\_\_\_\_ Hayden Cantrelle vs. Northwestern State (March 19, 2019)  
 9 RBI: \_\_\_\_\_ Hunter Kasuls vs. Little Rock (May 23, 2018)  
 7 RBI: \_\_\_\_\_ Hunter Kasuls (9) vs. Little Rock (May 23, 2018)  
 6 RBI: \_\_\_\_\_ Hunter Kasuls (9) vs. Little Rock (May 23, 2018)  
 5 RBI: \_\_\_\_\_ Ben Fitzgerald vs. Arkansas State (April 11, 2021)  
 10-plus Total Bases: \_\_\_\_\_ Ben Fitzgerald vs. Arkansas State (10) (April 11, 2021)  
 4 Walks: \_\_\_\_\_ Tyler Robertson at UTA (May 14, 2021)  
 3 Walks: \_\_\_\_\_ Ben Fitzgerald/Jonathan Brandon vs. Arkansas State (April 11, 2021)  
 4 Strikeouts: \_\_\_\_\_ Ben Fitzgerald vs. Louisiana Tech (Feb. 16, 2020)  
**3 Strikeouts: \_\_\_\_\_ Max Marusak vs. Southeastern Louisiana (Feb. 22, 2022)**  
 5 Stolen Bases: \_\_\_\_\_ Carson Roccaforte (April 1, 2021)  
 4 Stolen Bases: \_\_\_\_\_ Alex Fuselier vs. Alcorn State (March 9, 2010)  
 3 Stolen Bases: \_\_\_\_\_ Orynn Veillon at UTA (April 19, 2019)  
 Stole Home: \_\_\_\_\_ Hunter Kasuls vs. LSU (April 16, 2019)  
 3 Sacrifice Hits: \_\_\_\_\_ Nathan Camp at Troy (March 31, 2019)  
 2 Sacrifice Hits: \_\_\_\_\_ Connor Kimple vs. UNA (May 9, 2021)  
 3 Sacrifice Flies: \_\_\_\_\_ Steve Porter vs. Dartmouth (March 20, 1991)  
 2 Sacrifice Flies: \_\_\_\_\_ Blake Trahan vs. Jackson State (June 1, 2014)

### A CAJUNS PITCHER HAD A (SINGLE-GAME)

Perfect Game: \_\_\_\_\_ Never Happened  
 No-Hitter: \_\_\_\_\_ Jerry Bourgeois vs. Southern (February 14, 1988)  
 No-Hitter (less than 9 innings): \_\_\_\_\_ Scott Hurst (7) vs. New Orleans (May 4, 1983)  
 Combined No-Hitter: \_\_\_\_\_ Never Happened  
 Complete Game One-Hitter: \_\_\_\_\_ Evan Guillory vs. Northwestern State (April 5, 2016)  
 Combined One-Hitter: \_\_\_\_\_ Nick Lee, Brock Batty vs. South Alabama (March 9, 2018)  
 Complete Game One-Hit Shutout: \_\_\_\_\_ Brandon Young vs. Sam Houston State (Feb. 29, 2020)  
 Combined One-Hit Shutout: \_\_\_\_\_ Jack Burk, Will Moriarty, Peyton Havard, David Christie vs. Coastal Carolina (March 29, 2021)  
 Combined Shutout: \_\_\_\_\_ S. Arrighetti, A. Perrin, J. Schultz, B. Talley vs. Louisiana Tech (Feb. 23, 2021)  
 Complete Game Two-Hitter: \_\_\_\_\_ Connor Cooke vs. Arkansas State (April 10, 2021)  
 Combined Two-Hitter: \_\_\_\_\_ Gunner Leger, Wyatt Marks and Dylan Moore at Coastal Carolina (April 7, 2017)  
 Complete Game: \_\_\_\_\_ Connor Cooke vs. Arkansas State (April 10, 2021)  
 Complete Game Shutout: \_\_\_\_\_ Connor Cooke vs. Arkansas State (April 10, 2021)  
 15-plus Strikeouts: \_\_\_\_\_ Phil Devey (17) vs. UALR (May 18, 1999)  
 10-plus Strikeouts: \_\_\_\_\_ Connor Cooke (12) vs. Arkansas State (April 11, 2021)

### A CAJUNS TEAM (SINGLE-GAME)

Scored 30-plus Runs: \_\_\_\_\_ Never Happened  
 Scored 20-plus Runs: \_\_\_\_\_ 20 at Appalachian State (May 2, 2015)  
 Scored 15-plus Runs: \_\_\_\_\_ 16 vs. Georgia State (May 11, 2019)  
 Allowed 20-plus Runs: \_\_\_\_\_ 20 vs. New Orleans (May 16, 1998)  
 Allowed 10-plus Runs: \_\_\_\_\_ 16 vs. Arkansas State (April 11, 2021)  
 Allowed 10-plus Runs in a Win: \_\_\_\_\_ 10 at Little Rock (March 16, 2019)  
 Had 20-plus Hits: \_\_\_\_\_ 25 at ULM (May 18, 2019)  
 Allowed 20-plus Hits: \_\_\_\_\_ 21 vs. Alabama (March 2, 2014)  
 Had 7-plus Doubles: \_\_\_\_\_ 8 vs. North Alabama (May 7, 2021)  
**Had 6 Doubles: \_\_\_\_\_ vs. Southeastern Louisiana (Feb. 22, 2022)**  
 Had 3-plus Triples: \_\_\_\_\_ 3 vs. Northwestern State (March 19, 2019)  
 Had 2 Triples: \_\_\_\_\_ 2 at Southern Miss (April 23, 2019)  
 Had 5-plus Home Runs: \_\_\_\_\_ 7 vs. Arkansas State (April 11, 2021)  
 Had 10-plus Walks: \_\_\_\_\_ 11 vs. Arkansas State (April 11, 2021)  
 Stole 5-plus Bases: \_\_\_\_\_ 5 vs. UC Irvine (Feb. 20, 2022)  
 Shut out an Opponent: \_\_\_\_\_ 9-0 vs. Arkansas State (April 11, 2021)  
 Had 2 or less Hits: \_\_\_\_\_ 1, vs. Louisiana Tech (Feb. 16, 2020)  
 Was Shut Out: \_\_\_\_\_ 1-0, at Southern Miss (March 13, 2021)  
 Was Shut Out at Home: \_\_\_\_\_ 10-0, vs. Louisiana Tech (Feb. 16, 2020)  
 Was Shut Out on the Road: \_\_\_\_\_ 1-0, at Southern Miss (March 13, 2021)  
 Played a 20-inning Game: \_\_\_\_\_ vs. McNeese State (March 27, 1971)  
**Defeated a ranked opponent: \_\_\_\_\_ vs. No. 14 UC Irvine (Feb. 20, 2022)**  
 Defeated No. 1-ranked opponent: \_\_\_\_\_ at No. 1 LSU (February 25, 2014)  
 Won on a Walk-off HR: \_\_\_\_\_ vs. Tulane (March 26, 2019)  
**Won on a Walk-off (non-HR): \_\_\_\_\_ vs. Southeastern Louisiana (Feb. 22, 2022)**

### A CAJUNS TEAM

Swept a Sun Belt Series: \_\_\_\_\_ vs. ULM (April 1-3, 2021)  
 Was Swept in a Sun Belt Series: \_\_\_\_\_ at South Alabama (April 18-19, 2021)  
 Was Swept in Back-To-Back Sun Belt Series: \_\_\_\_\_ UTA (April 18-20, 2019) and Texas State (April 26-28, 2019)  
 Swept a Sun Belt Doubleheader: \_\_\_\_\_ vs. Arkansas State (April 6, 2019)  
 Was Swept in a Sun Belt Doubleheader: \_\_\_\_\_ at South Alabama (April 19, 2021)  
 Won 10 or more consecutive games: \_\_\_\_\_ 12 (May 14-June 5, 2016)  
 Lost 5 or more consecutive games: \_\_\_\_\_ 5 (March 7-14, 2021)

Shut out consecutive opponents: \_\_\_\_\_ April 20-21, 2018  
 \_\_\_\_\_ 1-0 vs. Little Rock  
 \_\_\_\_\_ 4-0 vs. Little Rock

Was shut out in consecutive games: \_\_\_\_\_ April 18-19, 2000  
 \_\_\_\_\_ 11-0 at Wichita State  
 \_\_\_\_\_ 4-0 at Wichita State

Triple Play: \_\_\_\_\_ vs. McNeese (April 10, 2018): H. Kasuls, H. Cantrelle and T. Stover off Brett Whelton  
 Was No-Hit: \_\_\_\_\_ vs. Houston (March 6, 1983): by Doug Drabek  
 Was One-Hit: \_\_\_\_\_ vs. Louisiana Tech (Feb. 16, 2020)  
 Was Two-Hit: \_\_\_\_\_ at Nicholls (February 21, 2017)



LOUISIANA HOME RUNS (2022)											
No.	Player (#)	GM#	Date	Opponent	Pitcher	On Base	Inn.	Outs	Count	Score	Final
1.	Jonathan Brandon (1)	1	2.18	UC Irvine	Frias	1	2	1	2-0	0-2	4-7
2.	Connor Kimple (1)	1	2.18	UC Irvine	Frias	0	3	2	0-1	2-2	4-7
3.	Carson Roccaforte (1)	1	2.18	UC Irvine	Frias	0	3	2	2-1	3-2	4-7
4.	Connor Kimple (2)	2	2.19	UC Irvine	Pinto	1	5	2	2-0	4-4	7-4
5.	Connor Kimple (3)	3	2.20	UC Irvine	Suarez	0	2	0	1-0	0-0	5-3

\* Denotes Inside-the-Park HR

HOME RUN BREAKDOWN	
at Home	5
on the Road	0
at Neutral Site	0
vs. RHP	4
vs. LHP	1
vs. SBC Teams	0
vs. Non-Conference Teams	5
with 0 outs	1
with 1 out	1
with 2 outs	3
Solo HR	3
2-Run HR	2
3-Run HR	0
Grand Slam	0
Inside-the-Park HR	0
February	5
March	0
April	0
May	0
June	0
in 1st Inning	0
in 2nd Inning	2
in 3rd Inning	2
in 4th Inning	0
in 5th Inning	1
in 6th Inning	0
in 7th Inning	0
in 8th Inning	0
in 9th Inning	0
in extra Innings	0
Leadoff hitter	0
2-Hole	0
3-Hole	1
Cleanup	3
5-Hole	0
6-Hole	0
7-Hole	1
8-Hole	0
9-Hole	0
Pinch hitter	0
to Left Field	1
to Left Center	1
to Center Field	0
to Right Center	0
to Right Field	3
Day Games	2
Night Games	3
Starters	5
Relievers	0
Game-Tying	1
Go-Ahead	3
Walkoff HR	0
To leadoff a game	0
To leadoff an inning	1
Record with HR	2-1
Record without HR	0-0



STARTING PITCHERS STATISTICS

SEASON TOTALS	W/L	IP	H	R	ER	BB	SO
4.15 ERA	0-0	13.0	13	6	6	8	11
OPPONENT	W/L	IP	H	R	ER	BB	SO
UC Irvine	ND	2.2	5	2	2	4	4
UC Irvine	ND	4.0	2	1	1	3	2
UC Irvine	ND	4.1	5	3	3	0	3
Southeastern La.	ND	2.0	1	0	0	1	2
vs. Stanford	-	-	-	-	-	-	-
vs. Indiana	-	-	-	-	-	-	-
vs. Arkansas	-	-	-	-	-	-	-
at Northwestern State	-	-	-	-	-	-	-
Northwestern State	-	-	-	-	-	-	-
Southern Miss	-	-	-	-	-	-	-
Southern Miss	-	-	-	-	-	-	-
Southern Miss	-	-	-	-	-	-	-
at Louisiana Tech	-	-	-	-	-	-	-
at New Orleans	-	-	-	-	-	-	-
Houston	-	-	-	-	-	-	-
Houston	-	-	-	-	-	-	-
Houston	-	-	-	-	-	-	-
at McNeese	-	-	-	-	-	-	-
at Troy	-	-	-	-	-	-	-
at Troy	-	-	-	-	-	-	-
at Troy	-	-	-	-	-	-	-
at Nicholls	-	-	-	-	-	-	-
South Alabama	-	-	-	-	-	-	-
South Alabama	-	-	-	-	-	-	-
South Alabama	-	-	-	-	-	-	-
at Southeastern La.	-	-	-	-	-	-	-
Georgia Southern	-	-	-	-	-	-	-
Georgia Southern	-	-	-	-	-	-	-
Georgia Southern	-	-	-	-	-	-	-
at Louisiana Tech	-	-	-	-	-	-	-
at Arkansas State	-	-	-	-	-	-	-
at Arkansas State	-	-	-	-	-	-	-
at Arkansas State	-	-	-	-	-	-	-
McNeese	-	-	-	-	-	-	-
ULM	-	-	-	-	-	-	-
ULM	-	-	-	-	-	-	-
ULM	-	-	-	-	-	-	-
at LSU	-	-	-	-	-	-	-
at Georgia State	-	-	-	-	-	-	-
at Georgia State	-	-	-	-	-	-	-
at Georgia State	-	-	-	-	-	-	-
at App State	-	-	-	-	-	-	-
at App State	-	-	-	-	-	-	-
at App State	-	-	-	-	-	-	-
UT Arlington	-	-	-	-	-	-	-
UT Arlington	-	-	-	-	-	-	-
UT Arlington	-	-	-	-	-	-	-
at Rice	-	-	-	-	-	-	-
at Rice	-	-	-	-	-	-	-
at Texas State	-	-	-	-	-	-	-
at Texas Stat	-	-	-	-	-	-	-
at Texas State	-	-	-	-	-	-	-
Nicholls	-	-	-	-	-	-	-
Little Rock	-	-	-	-	-	-	-
Little Rock	-	-	-	-	-	-	-
Little Rock	-	-	-	-	-	-	-

BULLPEN STATISTICS

SEASON TOTALS	W/L	IP	H	R	ER	BB	SO
4.12 ERA	3-1	24.0	18	13	11	10	29
OPPONENT	W/L	IP	H	R	ER	BB	SO
UC Irvine	L	6.1	7	5	3	0	8
UC Irvine	W	5.0	5	3	3	5	6
UC Irvine	W	4.2	0	0	0	1	5
Southeastern La.	W	8.0	6	5	5	4	10
vs. Stanford	-	-	-	-	-	-	-
vs. Indiana	-	-	-	-	-	-	-
vs. Arkansas	-	-	-	-	-	-	-
at Northwestern State	-	-	-	-	-	-	-
Northwestern State	-	-	-	-	-	-	-
Southern Miss	-	-	-	-	-	-	-
Southern Miss	-	-	-	-	-	-	-
Southern Miss	-	-	-	-	-	-	-
at Louisiana Tech	-	-	-	-	-	-	-
at New Orleans	-	-	-	-	-	-	-
Houston	-	-	-	-	-	-	-
Houston	-	-	-	-	-	-	-
Houston	-	-	-	-	-	-	-
at McNeese	-	-	-	-	-	-	-
at Troy	-	-	-	-	-	-	-
at Troy	-	-	-	-	-	-	-
at Troy	-	-	-	-	-	-	-
at Nicholls	-	-	-	-	-	-	-
South Alabama	-	-	-	-	-	-	-
South Alabama	-	-	-	-	-	-	-
South Alabama	-	-	-	-	-	-	-
at Southeastern La.	-	-	-	-	-	-	-
Georgia Southern	-	-	-	-	-	-	-
Georgia Southern	-	-	-	-	-	-	-
Georgia Southern	-	-	-	-	-	-	-
at Louisiana Tech	-	-	-	-	-	-	-
at Arkansas State	-	-	-	-	-	-	-
at Arkansas State	-	-	-	-	-	-	-
at Arkansas State	-	-	-	-	-	-	-
McNeese	-	-	-	-	-	-	-
ULM	-	-	-	-	-	-	-
ULM	-	-	-	-	-	-	-
ULM	-	-	-	-	-	-	-
at LSU	-	-	-	-	-	-	-
at Georgia State	-	-	-	-	-	-	-
at Georgia State	-	-	-	-	-	-	-
at Georgia State	-	-	-	-	-	-	-
at App State	-	-	-	-	-	-	-
at App State	-	-	-	-	-	-	-
at App State	-	-	-	-	-	-	-
UT Arlington	-	-	-	-	-	-	-
UT Arlington	-	-	-	-	-	-	-
UT Arlington	-	-	-	-	-	-	-
at Rice	-	-	-	-	-	-	-
at Rice	-	-	-	-	-	-	-
at Texas State	-	-	-	-	-	-	-
at Texas Stat	-	-	-	-	-	-	-
at Texas State	-	-	-	-	-	-	-
Nicholls	-	-	-	-	-	-	-
Little Rock	-	-	-	-	-	-	-
Little Rock	-	-	-	-	-	-	-
Little Rock	-	-	-	-	-	-	-

STARTER RECORDS

PITCHER (Total Starts)	Record
Drew Shifflet (1)	0-1
Peyton Havard (1)	1-0
Jeff Wilson (1)	1-0
Brandon Talley (1)	1-0

QUALITY STARTS (6 IP, 3 ER)

PITCHER (Total Starts)	Record
------------------------	--------

RUN SUPPORT

PITCHER (Total Starts)	Runs	Per Start
Drew Shifflet (1)	4	4.00
Peyton Havard (1)	3	3.00
Jeff Wilson (1)	2	2.00
Brandon Talley (1)	2	2.00





## RAGIN' CAJUNS CAREER PITCHING LINES (\* - GAMES STARTED)

### #2 BO BONDS | SOPHOMORE | RHP | 5-11 | 200

Date	Opponent	IP	H	R-ER	BB	SO	Result
2/20/22	UC Irvine	3.1	0	0-0	0	5	W, 1-0
<b>Totals:</b>		<b>3.1</b>	<b>0</b>	<b>0-0</b>	<b>0</b>	<b>5</b>	<b>1-0-0</b>

### #6 DAVID CHRISTIE | SOPHOMORE | RHP | 6-5 | 205

Date	Opponent	IP	H	R-ER	BB	SO	Result
2/19/21	at Tulane	0.1	2	3-3	3	0	ND
2/24/21	LSU	0.1	1	1-1	0	2	ND
2/27/21	Rice	3.0	2	3-3	3	0	ND
3/03/21	at McNeese	2.2	2	0-0	1	3	ND
3/06/21	Houston Baptist	0.2	1	0-0	0	1	ND
3/16/21	at Nicholls	1.2	2	1-1	1	2	ND
3/29/21	Coastal Carolina	1.0	0	0-0	0	2	ND
4/3/21	at ULM *	5.0	1	1-0	1	6	W, 1-0
4/11/21	Arkansas State	2.0	2	4-0	2	2	L, 1-1
4/19/21	at South Alabama	0.2	0	0-0	1	0	ND
4/23/21	at Little Rock	0.2	3	2-2	0	0	ND
4/27/21	ULM	1.0	1	2-2	1	2	L, 1-2
5/9/21	North Alabama	0.2	1	0-0	0	0	ND
5/26/21	vs. Texas State	1.0	4	2-2	1	1	ND
<b>Totals:</b>		<b>20.2</b>	<b>22</b>	<b>19-14</b>	<b>14</b>	<b>21</b>	<b>1-2</b>

### #12 HAYDEN DURKE | SOPHOMORE | RHP | 6-2 | 205

Date	Opponent	IP	H	R-ER	BB	SO	Result
2/22/22	Southeastern La.	0.1	0	1-1	2	0	ND
<b>Totals:</b>		<b>0.1</b>	<b>0</b>	<b>1-1</b>	<b>2</b>	<b>0</b>	<b>0-0-0</b>

Date	Opponent	IP	H	R-ER	BB	SO	Result
2/19/21	at Tulane *	5.0	1	0-0	2	5	ND
2/26/21	Rice *	5.0	4	3-3	3	9	W, 1-0
3/06/21	Houston Baptist *	6.2	3	2-1	3	6	W, 2-0
3/12/21	at Southern Miss *	1.2	8	10-10	2	3	L, 2-1
3/20/21	TCU *	2.0	1	2-0	2	3	L, 2-2
4/1/21	at ULM	1.2	0	0-0	2	2	ND
4/6/21	Nicholls	1.0	0	0-0	1	1	S, 1
4/11/21	Arkansas State	4.0	3	3-3	3	5	ND
4/19/21	at South Alabama *	3.1	3	5-1	1	2	L, 2-3
5/1/21	Texas State	1.1	1	0-0	0	1	ND
5/9/21	North Alabama	3.0	3	1-1	1	5	ND
5/15/21	at UT Arlington *	3.0	5	4-4	3	2	ND
5/26/21	vs. Texas State	1.0	1	0-0	0	2	ND
5/29/21	vs. Georgia Southern	0.2	0	0-0	1	0	ND
<b>Totals:</b>		<b>39.1</b>	<b>33</b>	<b>30-23</b>	<b>24</b>	<b>46</b>	<b>2-3-1</b>

### #50 JAKE HAMMOND | JUNIOR | RHP | 6-3 | 245

Date	Opponent	IP	H	R-ER	BB	SO	Result
2/22/22	Southeastern La.	1.1	1	1-1	2	2	W, 1-0
<b>Totals:</b>		<b>1.1</b>	<b>1</b>	<b>1-1</b>	<b>2</b>	<b>2</b>	<b>1-0-0</b>

### #53 PEYTON HAVARD | SOPHOMORE | RHP | 6-0 | 215

Date	Opponent	IP	H	R-ER	BB	SO	Result
2/19/22	UC Irvine *	4.0	2	1-1	3	2	ND
<b>Totals:</b>		<b>4.0</b>	<b>2</b>	<b>1-1</b>	<b>3</b>	<b>2</b>	<b>0-0</b>

Date	Opponent	IP	H	R-ER	BB	SO	Result
2/27/21	Rice	1.0	2	0-0	1	1	ND
3/20/21	TCU	1.0	1	0-0	0	1	ND
3/29/21	Coastal Carolina	1.0	0	0-0	0	1	ND
4/19/21	at South Alabama	1.0	1	1-0	0	1	ND
4/23/21	at Little Rock	1.0	3	2-2	0	1	ND
4/27/21	ULM	1.0	1	0-0	0	1	ND
5/9/21	North Alabama	1.0	1	0-0	1	1	ND
5/26/21	vs. Texas State	1.0	0	0-0	0	2	ND
<b>Totals:</b>		<b>8.0</b>	<b>9</b>	<b>3-2</b>	<b>2</b>	<b>9</b>	<b>0-0</b>

### #25 TREY LAFLEUR | SOPHOMORE | LHP | 6-3 | 195

Date	Opponent	IP	H	R-ER	BB	SO	Result
2/20/22	UC Irvine	1.1	0	0-0	1	0	ND
<b>Totals:</b>		<b>1.1</b>	<b>0</b>	<b>0-0</b>	<b>1</b>	<b>0</b>	<b>0-0-0</b>

### #5 BLAKE MARSHALL | JUNIOR | LHP | 6-0 | 185

Date	Opponent	IP	H	R-ER	BB	SO	Result
2/24/21	LSU	0.1	1	1-1	0	0	ND
3/10/21	at Mississippi State	0.1	0	0-0	1	1	ND
3/20/21	TCU	1.0	3	4-4	1	1	ND
4/11/21	Arkansas State	0.1	0	0-0	0	0	ND
4/19/21	at South Alabama	1.0	0	0-0	1	1	ND
4/21/21	McNeese	0.2	0	0-0	0	1	ND
4/23/21	at Little Rock	0.1	0	0-0	0	1	ND
4/24/21	at Little Rock	0.1	0	1-0	1	1	ND
5/1/21	Texas State	0.0	1	1-1	1	0	ND
5/9/21	North Alabama	0.1	2	1-1	0	1	ND
5/14/21	at UT Arlington	0.1	0	0-0	0	0	ND
5/15/21	at UT Arlington	0.2	1	0-0	1	2	W, 1-0
5/20/21	Troy	0.1	0	0-0	0	0	ND
5/22/21	Troy	0.1	0	0-0	0	0	ND
5/29/21	vs. Georgia Southern	0.0	1	0-0	0	0	ND
<b>Totals:</b>		<b>6.1</b>	<b>10</b>	<b>8-7</b>	<b>6</b>	<b>9</b>	<b>1-0</b>

### #41 CHIPPER MENARD | SOPHOMORE | LHP | 6-0 | 180

Date	Opponent	IP	H	R-ER	BB	SO	Result
2/19/22	UC Irvine	0.2	3	3-3	1	0	ND
2/22/22	Southeastern La.	0.2	2	2-2	0	2	ND
<b>Totals:</b>		<b>1.1</b>	<b>5</b>	<b>5-5</b>	<b>1</b>	<b>2</b>	<b>0-0-0</b>

Date	Opponent	IP	H	R-ER	BB	SO	Result
2/20/21	at Tulane	2.0	0	1-1	1	3	0-0
3/13/21	at Southern Miss	0.2	0	0-0	0	0	0-0
3/16/21	at Nicholls	1.2	1	1-0	1	1	0-0
3/21/21	TCU	2.0	1	0-0	3	2	0-0
3/27/21	Coastal Carolina	2.1	2	4-4	2	1	L, 0-1
4/2/21	at ULM	0.2	1	1-1	2	2	ND
4/6/21	Nicholls	3.0	4	1-1	0	5	W, 1-1
4/11/21	Arkansas State *	0.2	3	3-3	1	1	ND
4/19/21	at South Alabama	1.0	1	2-0	0	3	ND
4/25/21	at Little Rock	1.0	1	0-0	2	1	ND
4/27/21	ULM	1.0	3	4-1	2	1	ND
5/1/21	Texas State	1.0	1	1-1	1	3	ND
5/7/21	North Alabama	0.1	0	0-0	0	1	S, 1
5/9/21	North Alabama	0.2	1	0-0	0	2	ND
5/14/21	at UT Arlington	2.2	1	0-0	1	4	ND
5/22/21	Troy	0.1	0	0-0	0	0	ND
5/29/21	vs. Georgia Southern	0.1	0	0-0	0	0	ND
<b>Totals:</b>		<b>21.1</b>	<b>20</b>	<b>18-12</b>	<b>16</b>	<b>30</b>	<b>1-1-1</b>

### #27 AUSTIN PERRIN | SENIOR | LHP | 5-9 | 180

Date	Opponent	IP	H	R-ER	BB	SO	Result
2/22/22	Southeastern La.	1.0	0	0-0	0	2	ND
<b>Totals:</b>		<b>1.0</b>	<b>0</b>	<b>0-0</b>	<b>0</b>	<b>2</b>	<b>0-0-0</b>

Date	Opponent	IP	H	R-ER	BB	SO	Result
2/20/21	at Tulane	0.2	0	0-0	1	0	ND
2/23/21	Louisiana Tech	0.1	0	0-0	1	0	ND
2/24/21	LSU	0.2	0	0-0	2	1	ND
2/26/21	Rice	0.0	1	0-0	1	0	ND
3/3/21	at McNeese *	5.0	1	0-0	0	7	ND
3/10/21	at Mississippi State *	2.0	2	2-0	0	1	L, 0-1
3/14/21	at Southern Miss	2.1	0	0-0	0	2	ND
3/20/21	TCU	4.0	4	3-3	1	6	ND
3/28/21	Coastal Carolina *	6.2	3	3-3	1	6	W, 1-1
4/3/21	at ULM *	2.1	6	2-2	1	1	ND
4/11/21	Arkansas State	1.0	1	1-0	0	2	ND
4/21/21	McNeese *	5.0	4	3-0	2	5	ND
4/27/21	ULM *	3.0	3	0-0	0	4	ND
5/1/21	Texas State *	3.2	6	3-3	0	4	L, 1-2
5/15/21	at UT Arlington	0.1	1	0-0	2	0	ND
5/26/21	vs. Texas State	1.0	0	0-0	0	2	ND
<b>Totals:</b>		<b>38.0</b>	<b>32</b>	<b>17-11</b>	<b>12</b>	<b>41</b>	<b>1-2</b>

Date	Opponent	IP	H	R-ER	BB	SO	Result
2/15/19	Texas	4.1	6	3-3	2	3	L, 0-1
2/23/19	at Sam Houston State *	6.0	6	3-3	0	2	ND
3/2/19	Maryland *	6.0	5	1-1	1	5	ND
3/10/19	Loyola Marymount *	4.1	8	4-4	1	1	L, 0-2
3/17/19	at Little Rock *	7.1	5	2-2	2	8	W, 1-2
3/23/19	Appalachian State	6.1	9	3-3	1	4	W, 2-2
3/30/19	at Troy *	0.2	6	4-4	0	1	L, 2-3
4/6/19	Arkansas State *	7.0	3	0-0	2	6	W, 3-3
4/12/19	South Alabama *	5.2	5	6-5	2	4	L, 3-4
4/18/19	at UT Arlington *	2.2	5	3-3	3	3	ND
4/27/19	Texas State	3.0	1	0-0	1	3	ND
5/3/19	at Coastal Carolina	3.0	1	0-0	2	6	SV, 1
5/10/19	Georgia State	4.0	3	0-0	1	5	SV, 2
5/16/19	at ULM	4.1	7	6-6	3	5	L, 3-5
5/21/19	vs. App. State	3.0	1	0-0	0	2	W, 4-5
<b>Totals:</b>		<b>67.2</b>	<b>71</b>	<b>35-34</b>	<b>21</b>	<b>58</b>	<b>4-5-2</b>

Date	Opponent	IP	H	R-ER	BB	SO	Result
2/17/18	at Texas	3.0	3	0-0	1	1	ND
2/21/18	at Southeastern La.	2.0	2	2-2	0	2	L, 0-1
2/25/18	Wright State *	4.0	7	3-3	4	3	L, 0-2
3/4/18	vs Kentucky *	5.0	8	4-4	1	3	L, 0-3
3/11/18	South Alabama *	0.1	5	8-3	1	0	L, 0-4
3/13/18	at Tulane	1.0	0	0-0	0	0	ND
3/17/18	at Georgia Southern	2.0	3	0-0	0	2	ND
3/21/18	at McNeese *	5.2	5	2-2	3	2	W, 1-4
3/27/18	vs LSU	3.1	4	0-0	2	1	ND
4/3/18	at Southern Miss	2.0	1	3-3	2	2	ND
4/7/18	UT Arlington	3.2	1	0-0	0	6	W, 2-4
4/11/18	Southeastern La. *	6.0	6	2-2	1	4	ND
4/18/18	Louisiana Tech	2.1	5	6-4	3	0	L, 2-5
4/22/18	Little Rock	0.1	0	0-0	0	1	ND
4/24/18	at Louisiana Tech *	8.0	5	1-1	1	3	W, 3-5
4/29/18	at Georgia State	4.0	7	3-3	2	1	ND
5/6/18	Coastal Carolina	3.0	5	4-4	1	5	ND
5/13/18	at Texas State *	1.2	6	4-4	2	0	ND
5/19/18	ULM	2.0	1	0-0	0	1	ND
<b>Totals:</b>		<b>59.1</b>	<b>74</b>	<b>42-35</b>	<b>14</b>	<b>37</b>	<b>3-5-0</b>



## RAGIN' CAJUNS CAREER PITCHING LINES (\* - GAMES STARTED)

#15 JACOB SCHULTZ | SENIOR | RHP | 6-1 | 195

2022

Date	Opponent	IP	H	R-ER	BB	SO	Result
2/19/22	UC Irvine	2.0	0	0-0	1	2	W, 1-0
2/22/22	Southeastern La.	1.2	1	0-0	0	2	ND
<b>Totals:</b>		<b>3.2</b>	<b>1</b>	<b>0-0</b>	<b>1</b>	<b>4</b>	<b>1-0-0</b>

2021

Date	Opponent	IP	H	R-ER	BB	SO	Result
2/20/21	at Tulane	2.1	1	0-0	0	2	ND
2/23/21	Louisiana Tech	1.0	0	0-0	1	1	ND
2/27/21	Rice	1.0	0	0-0	0	2	S, 1
3/6/21	Houston Baptist	1.0	1	0-0	0	1	S, 2
3/10/21	at Mississippi State	0.2	0	0-0	1	1	ND
3/13/21	at Southern Miss	0.2	1	0-0	0	0	ND
3/14/21	at Southern Miss	0.2	2	4-3	0	0	L, 0-1
3/16/21	at Nicholls	0.1	2	2-2	1	0	ND
3/21/21	TCU	1.0	0	0-0	0	2	ND
3/26/21	Coastal Carolina	1.2	3	1-0	0	4	ND
4/1/21	at ULM	2.2	6	5-5	0	2	ND
4/11/21	Arkansas State	0.2	2	1-1	0	2	ND
4/18/21	at South Alabama	1.0	1	0-0	0	1	ND
4/21/21	McNeese	1.2	0	0-0	0	3	S, 3
4/24/21	at Little Rock	2.0	2	0-0	0	2	ND
5/1/21	Texas State	2.0	1	0-0	0	2	ND
5/7/21	North Alabama	1.0	1	1-0	0	3	ND
5/14/21	at UT Arlington	1.1	0	0-0	1	0	ND
5/20/21	Troy	0.2	0	0-0	1	0	ND
5/22/21	Troy	1.0	1	0-0	0	2	S, 4
5/29/21	vs. Georgia Southern	1.0	2	0-0	0	0	ND
<b>Totals:</b>		<b>25.1</b>	<b>26</b>	<b>14-11</b>	<b>5</b>	<b>30</b>	<b>0-1-4</b>

2020

Date	Opponent	IP	H	R-ER	BB	SO	Result
2/14/20	Southeastern Louisiana	2.0	1	0-0	0	3	ND
2/16/20	Louisiana Tech	0.1	2	3-2	0	1	L, 0-1
2/18/20	at Southeastern Louisiana	1.2	2	1-1	0	3	ND
2/21/20	Virginia Tech	0.2	0	0-0	3	1	ND
2/27/20	Northwestern State	1.1	4	4-4	0	1	L, 0-2
3/1/20	Sam Houston State	1.1	0	0-0	1	2	S (1)
3/8/20	Troy	2.0	0	0-0	1	2	ND
<b>Totals:</b>		<b>9.1</b>	<b>9</b>	<b>8-7</b>	<b>5</b>	<b>13</b>	<b>0-2-1</b>

2019

Date	Opponent	IP	H	R-ER	BB	SO	Result
2/16/19	Texas	2.1	2	0-0	0	1	ND
2/20/19	at Louisiana Tech *	5.0	2	0-0	2	3	ND
2/24/19	at Sam Houston State *	3.0	3	1-1	3	1	ND
3/1/19	Maryland	4.1	3	1-0	0	6	ND
3/5/19	at Nicholls State *	5.1	2	1-1	1	6	ND
3/9/19	Loyola Marymount	4.1	3	1-1	0	4	ND
3/13/19	Southern Miss *	2.0	3	1-1	1	1	ND
3/15/19	at Little Rock	3.0	2	0-0	0	3	ND
3/17/19	at Little Rock	1.2	1	0-0	1	1	SV, 1
3/22/19	Appalachian State *	5.2	4	3-3	2	4	ND
3/29/19	at Troy *	3.0	6	4-3	4	3	ND
4/5/19	Arkansas State *	1.0	4	5-3	3	1	L, 0-1
4/9/19	Louisiana Tech	3.0	3	4-4	3	5	ND
4/14/19	South Alabama	3.0	3	0-0	0	3	SV, 2
4/16/19	LSU	4.0	2	0-0	0	4	W, 1-1
4/19/19	at UT Arlington	1.1	3	3-2	2	1	ND
4/23/19	at Southern Miss	1.2	3	4-4	1	1	L, 1-2
4/26/19	Texas State	0.2	0	0-0	1	1	ND
4/28/19	Texas State	4.0	2	1-1	1	3	ND
5/4/19	at Coastal Carolina	5.0	3	2-2	4	3	W, 2-2
5/11/19	Georgia State	1.0	1	0-0	2	0	ND
5/17/19	at ULM	2.1	5	2-1	1	5	ND
5/22/19	vs. Georgia Southern	0.0	1	1-0	0	0	L, 2-3
<b>Totals:</b>		<b>66.2</b>	<b>61</b>	<b>34-27</b>	<b>32</b>	<b>60</b>	<b>2-3-2</b>

#32 DREW SHIFFLET | JUNIOR | RHP | 6-0 | 195

2022

Date	Opponent	IP	H	R-ER	BB	SO	Result
2/18/22	UC Irvine *	2.2	5	2-2	4	4	ND
2/22/22	Southeastern La.	3.0	2	1-1	0	2	ND
<b>Totals:</b>		<b>5.2</b>	<b>7</b>	<b>3-3</b>	<b>4</b>	<b>6</b>	<b>0-0-0</b>

#23 BRANDON TALLEY | SENIOR | LHP | 6-3 | 225

2022

Date	Opponent	IP	H	R-ER	BB	SO	Result
2/18/22	UC Irvine	2.1	5	5-3	0	3	L, 0-1
2/22/22	Southeastern La. *	2.0	1	0-0	1	2	ND
<b>Totals:</b>		<b>4.1</b>	<b>6</b>	<b>5-3</b>	<b>1</b>	<b>5</b>	<b>0-1-0</b>

2021

Date	Opponent	IP	H	R-ER	BB	SO	Result
2/19/21	at Tulane	1.2	1	1-1	0	3	ND
2/20/21	at Tulane	0.2	0	0-0	0	2	S, 1
2/23/21	Louisiana Tech	1.0	2	0-0	0	1	S, 2
2/24/21	LSU	1.0	0	0-0	0	1	ND
2/26/21	Rice	2.0	1	0-0	1	5	ND
3/2/21	Louisiana Tech	1.1	1	0-0	2	1	ND
3/6/21	Houston Baptist	2.1	0	0-0	0	2	S, 3
3/10/21	at Mississippi State	0.1	1	2-2	1	1	ND
3/13/21	at Southern Miss	1.0	0	0-0	0	1	ND
3/14/21	at Southern Miss	0.2	0	1-0	1	1	ND
3/19/21	TCU	1.0	1	0-0	1	2	ND

3/21/21	TCU	1.0	1	1-1	2	1	ND
3/27/21	Coastal Carolina	1.2	1	0-0	0	2	ND
4/1/21	at ULM	0.1	0	0-0	0	1	ND
4/2/21	at ULM	1.2	1	0-0	0	1	S, 4
4/9/21	Arkansas State	3.0	1	0-0	2	5	S, 5
4/19/21	at South Alabama	1.1	4	1-1	0	0	L, 0-1
4/21/21	McNeese	0.1	1	0-0	0	1	ND
4/24/21	at Little Rock	0.2	0	0-0	0	2	ND
4/25/21	at Little Rock	2.2	0	0-0	3	3	S, 6
5/1/21	Texas State	2.0	1	0-0	0	3	ND
5/7/21	North Alabama	0.1	0	0-0	0	0	ND
5/14/21	at UT Arlington	1.0	2	1-1	0	0	ND
5/15/21	at UT Arlington	1.0	0	0-0	0	1	S, 7
5/21/21	Troy	1.1	1	0-0	0	1	S, 8
5/27/21	vs. App State	2.0	0	0-0	0	4	W, 1-1
5/29/21	vs. Georgia Southern	0.2	1	0-0	0	0	ND
<b>Totals:</b>		<b>34.0</b>	<b>21</b>	<b>7-6</b>	<b>13</b>	<b>45</b>	<b>1-1-8</b>

2020

Date	Opponent	IP	H	R-ER	BB	SO	Result
2/15/20	Louisiana Tech	3.1	2	0-0	0	2	ND
2/19/20	Tulane	3.1	2	1-1	0	5	ND
2/26/20	Northwestern State *	3.0	3	3-3	1	5	ND
3/1/20	Sam Houston State	4.0	1	1-1	2	4	W, 1-0
3/7/20	Michigan State	2.2	0	0-0	2	6	S, (1)
2/19/21	at Tulane	1.2	1	1-1	0	3	ND
<b>Totals:</b>		<b>16.1</b>	<b>8</b>	<b>5-5</b>	<b>5</b>	<b>22</b>	<b>1-0-1</b>

#19 DYLAN THEUT | FRESHMAN | LHP | 6-0 | 180

2022

Date	Opponent	IP	H	R-ER	BB	SO	Result
2/19/22	UC Irvine *	2.1	2	0-0	3	4	S, 1
<b>Totals:</b>		<b>2.1</b>	<b>2</b>	<b>0-0</b>	<b>3</b>	<b>4</b>	<b>0-0-1</b>

#51 JEFF WILSON | SENIOR | RHP | 6-4 | 225

2022

Date	Opponent	IP	H	R-ER	BB	SO	Result
2/20/22	UC Irvine *	4.1	5	3-3	0	3	L, 0-1
<b>Totals:</b>		<b>4.0</b>	<b>2</b>	<b>1-1</b>	<b>3</b>	<b>2</b>	<b>0-0-0</b>

2021

Date	Opponent	IP	H	R-ER	BB	SO	Result
2/19/21	at Tulane	0.2	1	0-0	1	0	ND
2/24/21	LSU	1.0	1	1-0	1	1	ND
2/26/21	Rice	2.0	1	0-0	1	0	ND
2/28/21	Rice	1.0	0	0-0	0	1	ND
3/6/21	Houston Baptist	0.1	0	0-0	0	0	ND
3/16/21	at Nicholls	1.0	2	2-2	2	1	ND
4/23/21	at Little Rock	0.2	1	0-0	1	2	ND
4/27/21	ULM	1.0	0	0-0	0	3	ND
4/30/21	Texas State	3.1	3	0-0	1	2	ND
5/07/21	North Alabama	1.0	0	0-0	0	0	ND
5/9/21	North Alabama	0.1	1	1-1	0	0	ND
5/14/21	at UT Arlington	1.2	1	0-0	2	3	ND
5/21/21	Troy	0.0	1	0-0	0	0	ND
5/29/21	vs. Georgia Southern	0.2	0	0-0	0	0	ND
<b>Totals:</b>		<b>14.2</b>	<b>11</b>	<b>4-3</b>	<b>9</b>	<b>13</b>	<b>0-0</b>

2020

Date	Opponent	IP	H	R-ER	BB	SO	Result
2/14/20	Southeastern Louisiana	1.1	2	2-2	1	1	ND
2/16/20	Louisiana Tech	0.2	1	1-1	0	0	ND
2/19/20	Tulane	1.2	2	0-0	0	1	ND
2/21/20	Virginia Tech	2.0	1	0-0	1	2	ND
2/26/20	Northwestern State	2.0	2	0-0	1	3	ND
3/3/20	at Rice	1.0	2	1-1	0	0	ND
3/8/20	Troy	1.2	0	0-0	0	2	ND
<b>Totals:</b>		<b>10.1</b>	<b>10</b>	<b>4-3</b>	<b>3</b>	<b>9</b>	<b>0-0-0</b>



# 2022 LOUISIANA RAGIN' CAJUNS STATISTICS

Record: 3-1 Home: 3-1 Away: 0-0 Sun Belt: 0-0

Player	avg	gp-gs	ab	r	h	2b	3b	hr	rbi	tb	slg%	bb	hp	so	gdp	ob%	sf	sh	sb-att	po	a	e	fld%
21 Kimple, Connor	.429	4-4	14	3	6	1	0	3	6	16	1.143	2	0	4	1	.500	0	0	1-1	1	0	0	1.000
44 Willis, CJ	.375	3-2	8	0	3	2	0	0	2	5	.625	1	1	1	0	.500	0	0	0-0	0	0	0	.000
22 Roccaforte, Carson	.286	4-4	14	2	4	1	0	1	6	8	.571	2	0	1	0	.353	1	0	0-0	33	3	0	1.000
7 Marusak, Max	.286	4-4	14	5	4	0	0	0	0	4	.286	2	1	6	0	.412	0	0	5-5	13	0	0	1.000
20 Robertson, Tyler	.231	4-4	13	3	3	0	0	0	1	3	.231	2	1	3	0	.375	0	1	3-3	0	1	0	1.000
14 Brandon, Jonathan	.222	3-2	9	2	2	0	0	1	4	5	.556	0	0	3	0	.222	0	0	0-0	1	3	0	1.000
4 Brock, Julian	.222	4-3	9	1	2	1	0	0	1	3	.333	1	0	4	0	.300	0	0	0-0	34	5	1	.975
24 DeBarge, Kyle	.200	4-4	15	4	3	0	0	0	0	3	.200	2	0	3	1	.294	0	0	0-0	9	9	0	1.000
11 Lada, Bobby	.200	4-3	10	0	2	1	0	0	1	3	.300	1	0	4	0	.273	0	0	1-1	3	6	0	1.000
8 Hood, Heath	.000	4-3	10	2	0	0	0	0	0	0	.000	1	0	1	0	.091	0	0	0-0	8	0	0	1.000
-----																							
18 Rincones, Warner	.000	3-1	4	0	0	0	0	0	0	0	.000	0	0	2	0	.000	0	0	0-0	1	3	0	1.000
33 Higgs, Conon	.000	3-0	3	0	0	0	0	0	0	0	.000	0	0	1	0	.000	0	0	0-0	0	0	0	.000
13 Veillon, Will	.000	1-1	2	0	0	0	0	0	0	0	.000	0	0	1	0	.000	0	0	0-0	2	0	0	1.000
9 Garrett, Austin	.000	2-1	1	0	0	0	0	0	0	0	.000	0	0	1	0	.000	0	0	0-0	4	0	0	1.000
Totals	.230	4	126	22	29	6	0	5	21	50	.397	14	3	35	2	.319	1	1	10-10	111	36	2	.987
Opponents	.231	4	134	19	31	7	3	1	18	47	.351	18	9	40	2	.360	0	4	4-7	103	44	5	.967

LOB - Team (20), Opp (35). DPs turned - Team (2), Opp (3). IBB - Team (1), Kimple, Conn 1. Picked off - Marusak, Max 1.

## (All games Sorted by Earned run avg)

Player	era	w-l	app	gs	cg	sho	sv	ip	h	r	er	bb	so	2b	3b	hr	b/avg	wp	hp	bks	sfa	sha
52 Ray, Tommy	0.00	0-0	1	0	0	0/0	0	4.0	2	0	0	0	5	1	0	0	.154	0	0	0	0	0
53 Havard, Peyton	2.25	0-0	1	1	0	0/0	0	4.0	2	1	1	3	2	0	0	0	.154	0	1	0	0	0
32 Shifflet, Drew	4.76	0-0	2	1	0	0/0	0	5.2	7	3	3	4	6	2	2	1	.304	0	2	0	0	0
23 Talley, Brandon	6.23	0-1	2	1	0	0/0	0	4.1	6	5	3	1	5	1	0	0	.333	0	0	0	0	2
51 Wilson, Jeff	6.23	0-0	1	1	0	0/0	0	4.1	5	3	3	0	3	1	0	0	.294	0	0	0	0	1
-----																						
15 Schultz, Jacob	0.00	1-0	2	0	0	0/0	0	3.2	1	0	0	1	4	0	0	0	.091	1	0	0	0	0
2 Bonds, Bo	0.00	1-0	1	0	0	0/0	0	3.1	0	0	0	0	5	0	0	0	.000	0	0	0	0	0
19 Theut, Dylan	0.00	0-0	1	0	0	0/0	1	2.1	2	0	0	3	4	1	0	0	.222	0	0	0	0	0
25 LaFleur, Trey	0.00	0-0	1	0	0	0/0	0	1.1	0	0	0	1	0	0	0	0	.000	0	0	0	0	0
27 Perrin, Austin	0.00	0-0	1	0	0	0/0	0	1.0	0	0	0	0	2	0	0	0	.000	0	1	0	0	0
50 Hammond, Jake	6.75	1-0	1	0	0	0/0	0	1.1	1	1	1	2	2	0	0	0	.250	0	1	0	0	1
12 Durke, Hayden	27.00	0-0	1	0	0	0/0	0	0.1	0	1	1	2	0	0	0	0	.000	0	1	0	0	0
41 Menard, Chipper	33.75	0-0	2	0	0	0/0	0	1.1	5	5	5	1	2	1	1	0	.556	0	3	0	0	0
Totals	4.14	3-1	4	4	0	0/0	1	37.0	31	19	17	18	40	7	3	1	.231	1	9	0	0	4
Opponents	4.98	1-3	4	4	0	0/0	1	34.1	29	22	19	14	35	6	0	5	.230	2	3	0	1	1

Pickoffs - Team (0), Opp (1). SBA/ATT - Brock, Julia (2-5), Garrett, Aus (2-2), Shifflet, Dr (0-1), Ray, Tommy (0-1), Hammond, Jak (1-1), Perrin, Aust (1-1), Wilson, Jeff (1-1), Talley, Bran (1-1), Bonds, Bo (0-1).



## 2022 LOUISIANA RAGIN' CAJUNS RESULTS

Date	Opponent		Score	Inns	Overall	Sun Belt	Pitcher of record	Attend	Time
Feb 18, 2022	#14 UC IRVINE	L	4-7	9	0-1-0	0-0-0	Talley, Bran (L 0-1)	4346	2:55
Feb 19, 2022	#14 UC IRVINE	w	7-4	9	1-1-0	0-0-0	Schultz, Jac (W 1-0)	4263	2:55
Feb 20, 2022	#14 UC IRVINE	w	5-3	9	2-1-0	0-0-0	Bonds, Bo (W 1-0)	4186	2:51
Feb 22, 2022	SOUTHEASTERN LA.	w	6-5	(10)	3-1-0	0-0-0	Hammond, Jak (W 1-0)	4098	3:49

\* - Sun Belt Conference game

# - Round Rock Classic (Dell Diamond)

^ - Sun Belt Conference Championships (Montgomery, Ala.)

() extra inning game





# 2022 LOUISIANA RAGIN' CAJUNS GAME SUMMARY

Score by innings	1	2	3	4	5	6	7	8	9	EX	Total
Louisiana	5	4	2	2	3	0	1	3	0	2	22
Opponents	1	2	4	0	8	2	0	0	1	1	19

## Record when ...

Overall	3-1	After 6 leading	2-0
Conference	0-0	..... trailing	1-1
Non-Conference	3-1	..... tied	0-0
Home games	3-1	After 7 leading	2-0
Away games	0-0	..... trailing	1-1
Neutral site	0-0	..... tied	0-0
Day games	2-0	After 8 leading	3-0
Night games	1-1	..... trailing	0-1
vs Left starter	1-0	..... tied	0-0
vs Right starter	2-1		
1-Run games	1-0	Hit 0 home runs	1-0
2-Run games	1-0	... 1 home run	2-0
5+Run games	0-0	... 2+ home runs	0-1
Extra innings	1-0		
Shutouts	0-0	Opponent 0 home runs	3-0
		..... 1 home run	0-1
		..... 2+ HRs	0-0
Scoring 0-2 runs	0-0		
..... 3-5 runs	1-1	Made 0 errors	2-0
..... 6-9 runs	2-0	.... 1 error	1-1
..... 10+ runs	0-0	.... 2+ errors	0-0
Opponent 0-2 runs	0-0		
..... 3-5 runs	3-0	Opp. made 0 errors	0-1
..... 6-9 runs	0-1	..... 1 error	1-0
..... 10+ runs	0-0	..... 2+ errors	2-0
Scored in 1st inning	2-0	Out-hit opponent	2-0
Opp. scored in 1st	1-0	Out-hit by opponent	0-1
Scores first	2-0	Hits are tied	1-0
Opp. scores first	1-1		

## Record when team scores:

Runs	0	1	2	3	4	5	6	7	8	9	10+
W-L	0-0	0-0	0-0	0-0	0-1	1-0	1-0	1-0	0-0	0-0	0-0

## Record when opponent scores:

Runs	0	1	2	3	4	5	6	7	8	9	10+
W-L	0-0	0-0	0-0	1-0	1-0	1-0	0-0	0-1	0-0	0-0	0-0

## Record when leading after:

Inn.	1	2	3	4	5	6	7	8
W-L	2-0	3-0	2-1	2-1	2-0	2-0	2-0	3-0

## Record when trailing after:

Inn.	1	2	3	4	5	6	7	8
W-L	0-0	0-0	1-0	1-0	1-1	1-1	1-1	0-1

## Record when tied after:

Inn.	1	2	3	4	5	6	7	8
W-L	1-1	0-1	0-0	0-0	0-0	0-0	0-0	0-0

Current winning streak: 3

Longest winning streak: 3

Longest losing streak: 1

Home attendance : 16893 ( 4 dates avg = 4223 )

Away attendance : 0 ( 0 dates avg = 0 )

Total attendance: 16893 ( 4 dates avg = 4223 )



# 2022 LOUISIANA RAGIN' CAJUNS HITTING/PITCHING STATISTICS

## Batting (All games)

Date	Opponent	ab	r	h	rbi	2b	3b	hr	tb	bb	ibb	sb	cs	hbp	sac	sf	gdp	k	po	a	e	lob	avg
Feb 18	UC IRVINE	31	4	6	4	0	0	3	15	2	0	0	0	0	1	0	0	11	27	9	1	3	.194
Feb 19	UC IRVINE	29	7	7	6	0	0	1	10	3	0	3	0	1	0	1	1	7	27	8	0	3	.217
Feb 20	UC IRVINE	29	5	6	5	0	0	1	9	5	1	5	0	1	0	0	1	9	27	12	0	6	.213
Feb 22	SOUTHEASTERN LA.	37	6	10	6	6	0	0	16	4	0	2	0	1	0	0	0	8	30	7	1	8	.230
Totals		126	22	29	21	6	0	5	50	14	1	10	0	3	1	1	2	35	111	36	2	20	.230

## Louisiana Ragin' Cajuns Baseball Team Game-by-Game for Louisiana (as of Feb 23, 2022) Pitching (All games)

Date	Opponent	ip	h	r	er	bb	so	2b	3b	hr	wp	bk	hbp	dp	ibb	score	w-l	sv	era
Feb 18	UC IRVINE	9.0	12	7	5	4	12	3	1	1	0	0	0	0	0	4-7	0-1	0	5.00
Feb 19	UC IRVINE	9.0	7	4	4	8	8	1	0	0	1	0	2	1	0	7-4	1-1	1	4.50
Feb 20	UC IRVINE	9.0	5	3	3	1	8	1	0	0	0	0	0	0	0	5-3	2-1	1	4.00
Feb 22	SOUTHEASTERN LA.	10.0	7	5	5	5	12	2	2	0	0	0	7	1	0	6-5	3-1	1	4.14
Totals		37.0	31	19	17	18	40	7	3	1	1	0	9	2	0	22-19	3-1	1	4.14



Multiple Hit Games	2	3	4	5+	Total
21 Kimple, Connor	2	-	-	-	2
22 Roccaforte, Carson	1	-	-	-	1
20 Robertson, Tyler	-	1	-	-	1
44 Willis, CJ	1	-	-	-	1
11 Lada, Bobby	1	-	-	-	1
TEAM	5	1	0	0	6

Multiple RBI Games	2	3	4	5+	Total
22 Roccaforte, Carson	2	-	-	-	2
14 Brandon, Jonathan	1	-	-	-	1
21 Kimple, Connor	-	-	1	-	1
TEAM	3	0	1	0	4

Hitting Streaks	Longest	Current
21 Kimple, Connor	4	4
7 Marusak, Max	4	4
14 Brandon, Jonathan	2	-
44 Willis, CJ	2	2
24 DeBarge, Kyle	2	1
22 Roccaforte, Carson	2	2
4 Brock, Julian	1	1
11 Lada, Bobby	1	1
20 Robertson, Tyler	1	-

Reached Base Streaks	Longest	Current
22 Roccaforte, Carson	4	4
24 DeBarge, Kyle	4	4
21 Kimple, Connor	4	4
7 Marusak, Max	4	4
20 Robertson, Tyler	3	-
44 Willis, CJ	2	2
14 Brandon, Jonathan	2	-
11 Lada, Bobby	1	1
8 Hood, Heath	1	1
4 Brock, Julian	1	1



## 2022 LOUISIANA RAGIN' CAJUNS LINESCORES

Feb 18, 2022 at Lafayette, La.

Score by Innings	1	2	3	4	5	6	7	8	9	R	H	E
UC Irvine	0	2	0	0	5	0	0	0	0 -	<b>7</b>	<b>12</b>	<b>0</b>
Louisiana	0	2	2	0	0	0	0	0	0 -	<b>4</b>	<b>6</b>	<b>1</b>

WP-Frias, Michael (1-0) Save-King, Jacob(1) LP-Talley, Brandon (0-1) T-2:55 A-4346

HR UCI - Nakawake, Taishi (1)

HR LA - Kimple, Connor (1), Roccaforte, Carson (1), Brandon, Jonathan (1)

Feb 19, 2022 at Lafayette, La.

Score by Innings	1	2	3	4	5	6	7	8	9	R	H	E	
UC Irvine	1	0	0	0	3	0	0	0	0	-	<b>4</b>	<b>7</b>	<b>2</b>
Louisiana	3	0	0	0	3	0	1	0	X	-	<b>7</b>	<b>7</b>	<b>0</b>

WP-Schultz, Jacob (1-0) Save-Theut, Dylan(1) LP-Pinto, Nick (0-1) T-2:55 A-4263

HR LA - Kimple, Connor (2)

Feb 20, 2022 at Lafayette, La.

Score by Innings	1	2	3	4	5	6	7	8	9	R	H	E	
UC Irvine	0	0	3	0	0	0	0	0	0	-	<b>3</b>	<b>5</b>	<b>1</b>
Louisiana	0	2	0	0	0	0	0	3	X	-	<b>5</b>	<b>6</b>	<b>0</b>

WP-Bonds, Bo (1-0) LP-King, Jacob (0-1) T-2:51 A-4186

HR LA - Kimple, Connor (3)

Feb 22, 2022 at Lafayette, La.

Score by Innings	1	2	3	4	5	6	7	8	9	10	R	H	E
Southeastern La.	0	0	1	0	0	2	0	0	1	1 -	<b>5</b>	<b>7</b>	<b>2</b>
Louisiana	2	0	0	2	0	0	0	0	0	2 -	<b>6</b>	<b>10</b>	<b>1</b>

WP-Hammond, Jake (1-0) LP-Landry, Andrew (1-1) T-3:49 A-4098





## 2022 RAGIN' CAJUNS BASEBALL TV/RADIO SPOT CHART




**1 | Clint Lasiter**  
Fr. | IF




**2 | Bo Bonds**  
So. | RHP



**4 | Julian Brock**  
So. | C



**5 | Blake Marshall**  
Jr. | LHP




**6 | David Christie**  
So. | RHP



**7 | Max Marusak**  
Jr. | OF



**8 | Heath Hood**  
Jr. | OF



**9 | Austin Garrett**  
Gr. | C



**10 | Andrew Howard**  
C-Fr. | IF



**11 | Bobby Lada**  
Jr. | IF




**12 | Hayden Durke**  
So. | RHP



**13 | Will Veillon**  
Jr. | OF



**14 | Jonathan Brandon**  
Sr. | IF



**15 | Jacob Schultz**  
Sr. | RHP



**16 | Mason Zambo**  
Fr. | IF



**17 | Jack Clark**  
Fr. | IF



**18 | Warnner Rincones**  
So. | IF



**19 | Dylan Theut**  
C-Fr. | LHP



**20 | Tyler Robertson**  
Jr. | IF/OF



**21 | Connor Kimple**  
Sr. | OF



**22 | Carson Roccaforte**  
So. | 1B/OF



**23 | Brandon Talley**  
Sr. | LHP/1B



**24 | Kyle DeBarge**  
Fr. | IF



**25 | Trey LaFleur**  
So. | 1B/LHP




**26 | Maddox McDonald**  
Fr. | OF



**27 | Austin Perrin**  
Sr. | LHP



**32 | Drew Shifflet**  
Jr. | RHP



**33 | Conor Higgs**  
R-Fr. | OF



**38 | Cooper Rawls**  
So. | RHP



**41 | Chipper Menard**  
So. | LHP



**44 | CJ Willis**  
Jr. | Utility



**45 | Bryce Calloway**  
Fr. | Utility



**50 | Jake Hammond**  
So. | RHP



**51 | Jeff Wilson**  
Sr. | RHP



**52 | Tommy Ray**  
So. | RHP



**53 | Peyton Havard**  
So. | RHP



**28 | Matt Deggs**  
Head Coach



**29 | Seth Thibodeaux**  
Associate Head Coach / Pitching



**48 | Jake Wells**  
Assistant Coach / Recruiting



**37 | Zach LaFleur**  
Assistant Coach



**Anthony Babineaux**  
Chief of Staff



**Brian Davis**  
Athletic Trainer

