



# GAME NOTES

## 2022 SCHEDULE

OVERALL: 9-4 | SEC: 0-0

H: 6-2 | A: 0-0 | N: 3-2 | L10: 7-3 | TOP 25: 0-2

DATE	OPPONENT	LOCATION	TIME/RESULT
F10	vs. Rutgers!	Puerto Vallarta, Mexico	W, 4-0
F11	vs. Memphis!	Puerto Vallarta, Mexico	W, 4-3 (8)
F11	vs. Washington!	Puerto Vallarta, Mexico	L, 8-0.
F12	vs. Long Beach State!	Puerto Vallarta, Mexico	W, 10-0.
F12	vs. Washington!	Puerto Vallarta, Mexico	L, 10-5.
F17	Wichita State	Fayetteville, Ark.	Postponed
F18	Illinois^	Fayetteville, Ark.	W, 6-3
F19	Wichita State^	Fayetteville, Ark.	W, 7-4.
F19	Longwood^	Fayetteville, Ark.	W, 15-4 (5)
F20	Illinois^	Fayetteville, Ark.	L, 8-6
F20	Western Illinois^	Fayetteville, Ark.	W, 13-3 (5)
F27	Louisville%	Fayetteville, Ark.	W, 8-5
F28	Louisville%	Fayetteville, Ark.	L, 8-4
F28	Louisville	Fayetteville, Ark.	W, 14-0 (5)
M3	Missouri State%te&	Fayetteville, Ark.	5 p.m.
M4	Kennesaw State&	Fayetteville, Ark.	3:30 p.m.
M4	Kansas City&	Fayetteville, Ark.	6 p.m.
M5	Missouri State&	Fayetteville, Ark.	3 p.m.
M5	Kennesaw State&	Fayetteville, Ark.	5:30 p.m.
M6	Kansas City&	Fayetteville, Ark.	2 p.m.
M10	at Liberty	Lynchburg, Va.	3 p.m.
M11	vs. Lehigh#	Harrisonburg, Va.	10 a.m.
M11	vs. Maryland#	Harrisonburg, Va.	12:30 p.m.
M12	vs. Maryland#	Harrisonburg, Va.	9:30 a.m.
M12	at James Madison#	Harrisonburg, Va.	12 p.m.
M13	vs. Lehigh#	Harrisonburg, Va.	10 a.m.
M18	at Tennessee*	Knoxville, Tenn.	TBA
M19	at Tennessee*	Knoxville, Tenn.	TBA
M20	at Tennessee*	Knoxville, Tenn.	TBA
M26	LSU*	Fayetteville, Ark.	7:30 p.m.
M27	LSU*	Fayetteville, Ark.	12 p.m.
M28	LSU*	Fayetteville, Ark.	6 p.m.
A1	at Ole Miss*	Oxford, Miss.	TBA
A2	at Ole Miss*	Oxford, Miss.	12 p.m.
A3	at Ole Miss*	Oxford, Miss.	TBA
A5	at Central Arkansas	Conway, Ark.	6 p.m.
A8	Auburn*	Fayetteville, Ark.	TBA
A9	Auburn*	Fayetteville, Ark.	1 p.m.
A10	Auburn*	Fayetteville, Ark.	TBA
A12	SEMO	Fayetteville, Ark.	TBA
A12	SEMO	Fayetteville, Ark.	TBA
A15	Kentucky*	Fayetteville, Ark.	TBA
A16	Kentucky*	Fayetteville, Ark.	7 p.m.
A17	Kentucky*	Fayetteville, Ark.	1 p.m.
A22	at Florida*	Gainesville, Fla.	7 p.m.
A23	at Florida*	Gainesville, Fla.	1:30 p.m.
A24	at Florida*	Gainesville, Fla.	TBA
A26	Central Arkansas	Fayetteville, Ark.	TBA
A29	South Carolina*	Fayetteville, Ark.	TBA
A30	South Carolina*	Fayetteville, Ark.	TBA
M1	South Carolina*	Fayetteville, Ark.	TBA
M6	Texas A&M*	Bryan-College Station, Texas	TBA
M7	Texas A&M*	Bryan-College Station, Texas	2:30 p.m.
M8	Texas A&M*	Bryan-College Station, Texas	TBA
M10	SEC Tournament\$	Gainesville, Fla.	TBA

! Puerto Vallarta College Challenge | ^ Razorback Invitational | % Wooo Pig Classic | & Razorback Rumble | # JMU Dukes Invitational | \* SEC games | \$ SEC Tournament

Home games played at Bogle Park | Times central/subject to change

# GAME 14



MARCH 3, 2022 AT 5 P.M.. (CT)

**ARKANSAS (9-4)**

VS

**MISSOURI STATE (2-8)**

## THE SERIES

Arkansas and Missouri State have a rich history dating back to March 1, 1997 ... The Razorbacks hold a 22-19 series edge.. Arkansas has won eight of the last 10 meetings ... The Hogs captured a 9-1 (5) victory over Missouri State the last time both programs met (April 6, 2021).

## RAZORBACK NOTABLES

### Need to Know

Arkansas is coming off the program's first SEC regular season title (shared with Florida) last season, going 19-5 in conference play. The Razorbacks became the first team not named Florida or Alabama to win the conference's regular season title since Tennessee in 2007. On the road against league competition, the Hogs went 11-1, producing the most wins on the road during conference play by an SEC team since 2013 when the league adopted the current 24-game schedule. Arkansas posted a 43-11 overall record, recording the best win percentage (.796) and second-most total wins in program history. In the NCAA Tournament, Arkansas earned the No. 6 national need and swept the Fayetteville Regional before hosting the program's first Super Regional at Bogle Park.

### RUN KB RUN

KB Sides is making noise at the leadoff spot for the Razorbacks. Through 13 games, Sides has tallied 14 stolen bases, which ranks third in the NCAA. Arkansas' single season stolen base record sits at 33, which was set by Dana Gulick in 1999. Additionally, Sides stole a program-record three bases in the Hogs' win over Western Illinois Feb. 20. Sides' three stolen bases against Western Illinois are the most by any SEC player in a single game this season. Additionally, Sides averages 1.08 stolen bases per game, placing her at second in the NCAA. The Dora, Ala. native hit two home runs over at the Razorback Invitational against Illinois, launching an inside-the-park home run to begin the week-end Feb. 18 before sending a solo shot to center in Arkansas' second game with the Illini on Feb. 20.

### Haff On Verge of 700 Strikeouts

Picher Mary Haff sits at 697 career strikeouts in a Razorback uniform heading into the Louisville series. Haff captured Arkansas' first SEC Pitcher of the Year award last season, pitching to a 26-7 record with five saves and a 1.55 ERA over 198.1 innings pitched. She struck out 198 hitters compared to just 39 walks issued. Haff was named an NFCA First Team All-American, becoming the first pitcher in program history to earn first team All-America recognition. USA Softball named Haff a Collegiate Player of the Year Top 10 Finalist. Haff was tremendous in conference play, and among pitchers who threw at least 80.0 innings, led the league in wins (11), saves (4) and appearances (19) while placing fourth in ERA (2.01) and strikeouts (79). Against Texas Tech, she hurled her second career no hitter, striking out six over 5.0 innings, and was one error away from a perfect game. Haff threw her first no-no against Northern Colorado in 2018 as a freshman and is the only pitcher in program history with multiple no-hitters. The Winter Haven, Fla. native sits atop the program's career record book tallying 81 wins and 14 saves.

### Coach of the Year

In her sixth season guiding the Arkansas softball program, head coach Courtney Deifel was named SEC Coach of the Year last season, becoming the second skipper in school history to earn the award, and first since Carrie Dever-Boaz in 1999. The Hogs began conference play winning 12 straight games, notching the fifth-best league start in SEC history and captured the program's first SEC title. The National Fastpitch Coaches Association (NFCA) awarded Deifel and the coaching staff the South Region Staff of the Year. Since Deifel took over in 2016, the Razorbacks have been ranked 56 times in the NFCA Coaches' Poll after previously being ranked only once in program history. Deifel's record in Fayetteville is 199-121 and 50-71 in SEC games. Her Razorbacks teams have qualified for the NCAA Tournament four times, the most among any coach in program history.

### Steady Veteran

Redshirt senior outfielder Hannah McEwen has been as consistent as can be for the Hogs the last four season and

## BY THE NUMBERS (2022)



.329

96

104

41

16-19

4.17

.271

AVG.

RUNS

HITS

XBH

SB-ATT

ERA

OPP. AVG.

.193

20

47

10

8-12

6.14

.309

2022 TEAM QUICK FACTS	
<b>TEAM INFORMATION</b>	
2021 Overall Record	43-11
2021 SEC Record	19-5
SEC Finish	T-1st
NCAA Postseason	Super Regionals
Home Record	24-7
Away Record	18-2
Neutral Record	1-2
Student-Athletes Returning/Lost	17/10
Starters Returning/Lost	6/4
Newcomers	11
<b>COACHING STAFF</b>	
Head Coach	Courtney Deifel (Seventh Season)
Record at Arkansas	199-121 (.622)
Career Record	223-148 (.601)
Assistant Coach	Yolanda McRae (Seventh Season)
Assistant Coach	Matt Meuchel (Sixth Season)
Volunteer Assistant	Annie Smith (Third Season)
Graduate Manager	Aly Manzo (First Season)
Graduate Manager	Tori Stafford (Second Season)
Director of Operations	Paige Williams (Sixth Season)
<b>TEAM HISTORY</b>	
First Year of Program	1997
All-Time Record	722-755-1 (.489)
All-Time SEC Record	231-422 (.354)
SEC Championships/Last	1 (2021)
NCAA Appearances/Last	10 (2021)
Highest Preseason Rank	8/9 (2022)
Highest Preseason SEC	3rd (2022)
Highest In-Season Rank	6 (ESPN)/5 (NFCA) (Wk 14, 2021)
<b>UNIVERSITY INFORMATION</b>	
Location	Fayetteville, Ark.
Founded	March 27, 1871
Enrollment	27,558
Nickname	Razorbacks
School Colors	Cardinal and White
Conference	Southeastern (SEC)
Interim Chancellor	Dr. Charles F. Robinson
Vice Chancellor/Director of Athletics	Hunter Yurachek
Faculty Athletic Representative	Gerald Jordan
University Website	www.uark.edu
Athletics Website	ArkansasRazorbacks.com
<b>FACILITY INFORMATION</b>	
Home Field	Bogle Park
Opened	2009
Dimensions	(LF - 200, CF - 220, RF - 200)
Chair-back Seats	1,200
<b>COMMUNICATIONS</b>	
Assistant Director (SB Contact)	Grace Tafolla
Associate AD for Communications	Kyle Parkinson
Email	gtafolla@uark.edu
Mailing Address	
Razorback Commuications	
PO Box 7777	
Fayetteville, AR 72702-7777	
Overnight Address	
Razorback Communications	
1240 W. Leroy Pond Dr.	
Fayetteville, AR 72701	

RAZORBACK ROSTER							
#	NAME	POSITION	B/T	CLASS	HEIGHT	PREVIOUS SCHOOL	HOMETOWN
00	Kaitlyn Howard	UTL	L/L	So.	5-7	Sheridan HS	East End, Ark.
1	Raigan Kramer	INF	L/R	Fr.	5-4	Seaman HS	Topeka, Kan.
2	Valerie Ventura	INF	R/R	R-Jr.	5-6	Rio Mesa HS	Oxnard, Calif.
3	Larissa Cesena	INF/OF	L/R	R-Jr.	5-7	Martin Luther King HS	Riverside, Calif.
4	Mary Haff	RHP	R/R	R-Sr.	5-10	Lake Region HS	Winter Haven, Fla.
5	Lauren Howell	RHP	R/R	So.	5-7	Helias Catholic HS	Jefferson City, Mo.
6	Cally Kildow	UTL	R/R	So.	5-7	Gravette HS	Gravette, Ark.
7	Chenise Delce	RHP/UTL	R/R	R-Jr.	5-5	Carl Albert HS / Tulsa	Oklahoma City, Okla.
8	KB Sides	OF	L/R	R-Sr.	5-7	Sumiton Christian / Alabama	Dora, Ala.
10	Ally Sockey	INF	R/R	Fr.	5-6	Greenwood HS	Greenwood, Ark.
12	Abby Gordon	C	R/R	R-Fr.	6-0	Andale Garden Plain HS	Garden Plain, Kan.
14	Kacie Hoffmann	UTL	L/L	Fr.	5-9	Elkhorn South HS	Elkhorn, Neb.
15	Spencer Prigge	INF	L/R	Fr.	6-0	Horizon HS	Phoenix, Ariz.
16	Madi Conklin	C	R/R	Fr.	5-4	Southside HS	Fort Smith, Ark.
17	Taylor Ellsworth	C/UTL	R/R	Gr.	5-5	Georgetown HS / Texas	Georgetown, Texas
18	Marlene Friedman	INF	R/R	So.	5-5	Mater Dei HS	Huntington Beach, Calif.
21	Mallory Hardwick	UTL	L/L	Fr.	5-9	Bayard Rustin (Pa.) HS	Keller, Texas
20	Hannah Gammill	UTL	R/R	So.	5-8	Beebe HS	Beebe, Ark.
22	Linnie Malkin	OF	R/R	R-Sr.	5-11	Broomfield HS	Broomfield, Colo.
23	Hannah McEwen	OF	L/R	R-Sr.	5-7	Patrick Henry HS	San Diego, Calif.
28	Rylin Hedgecock	UTL	R/R	R-So.	5-9	Lowndes HS	Valdosta, Ga.
30	Chelsi Possage	INF	R/R	Fr.	5-3	Greenwood HS	Greenwood, Ark.
41	Danielle Gibson	INF	L/R	R-Sr.	6-0	Murrieta Valley HS / Arizona State	Murrieta, Calif.
42	Sam Torres	OF	L/L	R-Jr.	5-2	Chaparral HS	Temecula, Calif.
44	Callie Turner	RHP	L/L	R-So.	5-10	Land O'Lakes HS / Tennessee	Land O'Lakes, Fla.
72	Jenna Bloom	RHP	R/R	R-So.	5-10	Edison HS	Huntington Beach, Calif.
99	Audrie LaValley	INF	L/R	R-Jr.	5-6	Carl Albert HS / Oklahoma	Choctaw, Okla.
COACHING/SUPPORT STAFF							
Head Coach		Courtney Deifel (California, 2003) - Seventh Season					
Assitant Coach		Yolanda McRae (Georgia, 2004) - Seventh Season					
Assistant Coach		Matt Meuchel (Arizona State, 2000) - Sixth Season					
Volunteer Assistant		Annie Smith (Grinnell College, 1995) - Third Season					
Director of Operations		Paige Williams (North Carolina, 2013) - Sixth Season					
Graduate Manager		Tori Stafford (Tulsa, 2019) - Second Season					
Graduate Manager		Aly Manzo (Arkansas, 2021) - First Season					
Athletic Trainer		Andrew Kreis (Texas State, 2014) - Eighth Season					
Manager		Baylee Andrews					
Manager		Rachel Longmate					
Manager		Parker Staggs					
PRONUNCIATION GUIDE							
#3 Larissa Cesena							Suh-SANE-ya
#6 Cally Kildow							Kil-I-DOW
#7 Chenise Delce							CHEN-ee-se Del-ss
#15 Spencer Prigge							Prig-ee
#18 Marlene Friedman							FREED-man
#22 Linnie Malkin							Mal (like pal)-kin
#23 Hannah McEwen							Muh-CUE-in
Courtney Deifel							DIE-ful
Matt Meuchel							Michael
Aly Manzo							Allie MAHN-zo
RAZORBACKS BY STATE							
California (7) – Valerie Ventura, Larissa Cesena, Marlene Friedman, Hannah McEwen, Danielle Gibson, Sam Torres, Jenna Bloom							
Arkansas (6) – Madi Conklin, Kaitlyn Howard, Cally Kildow, Hannah Gammill, Chelsi Possage, Ally Sockey							
Florida (2) – Mary Haff, Callie Turner							
Kansas (2) – Abby Gordon, Raigan Kramer							
Oklahoma (2) – Chenise Delce, Audrie LaValley							
Texas (2) – Taylor Ellsworth, Mallory Hardwick							
Arizona (1) – Spencer Prigge							
Colorado (1) – Linnie Malkin							
Georgia (1) – Rylin Hedgecock							
Missouri (1) – Lauren Howell							
Nebraska (1) – Kacie Hoffmann							
Alabama (1) – KB Sides							
RAZORBACKS BY CLASS							
Graduates (1) – Taylor Ellsworth							
Redshirt Seniors (5) – Danielle Gibson, Mary Haff, Linnie Malkin, Hannah McEwen, KB Sides							
Redshirt Juniors (5) – Larissa Cesena, Chenise Delce, Audrie LaValley, Sam Torres, Valerie Ventura							
Redshirt Sophomores (3) – Jenna Bloom, Rylin Hedgecock, Callie Turner							
Sophomores (5) – Marlene Friedman, Hannah Gammill, Kaitlyn Howard, Lauren Howell, Cally Kildow							
Redshirt Freshmen (1) – Abby Gordon							
Freshmen (7) – Madi Conklin, Mallory Hardwick, Kacie Hoffmann, Raigan Kramer, Chelsi Possage, Spencer Prigge, Ally Sockey							

Easton Razorback Rumble

Easton Razorback Rumble

her name is littered throughout the program record book. McEwen ranks second in program history in batting average (.354), and ranks second in on-base percentage (.456), second in runs scored (166), third in walks (99), third in doubles (39), seventh in slugging percentage (.535) and eighth in hits (213) and seventh in RBI (116).

Gibson's Dominant Start

It comes at no surprise that senior Danielle Gibson has dominated at the plate so far this season at the cleanup spot. Through 13 games, Gibson is hitting .600, which is tied for first in the NCAA. Gibson's .667 on-base percentage sits at fourth in the country and second in the SEC. Gibson's 1.029 slugging percentage ranks 17th in the NCAA. The Murietta, Calif. native posted her biggest performance of the season on Feb. 28 vs. Louisville (W, 14-0), going 3-for-3 with two RBI and one run.

Gibson, Haff named Preseason All-SEC, Third-Team All-America

Seniors Danielle Gibson and Mary Haff have been named preseason All-SEC by the league's coaches. The duo has also been named third-team preseason All-America by Softball America. Gibson slugged her way through the 2021 season, slashing .355/.408/.721 with 15 home runs and 51 RBIs to pick up NFCA Second-Team All-America honors. She also added All-SEC second team and SEC All-Defensive Team accolades to her redshirt junior campaign that helped Arkansas to its first-ever Southeastern Conference title in 2021. Haff is coming off a stellar 2021 season earning SEC co-Pitcher of the Year along with NFCA First-Team All-America and All-SEC honors. She became the first Arkansas pitcher in program history to earn SEC Pitcher of the Year status and the first pitcher at Arkansas to be named first-team All-America by the NFCA. She went 26-7 last season with five saves and a 1.55 ERA over 40 appearances, 25 starts.

Razorbacks picked to finish 3rd in SEC

The defending Southeastern Conference champion Arkansas Razorbacks have been picked to finish third in the league this season by the league's coaches. Points for the poll were awarded on a 1-2-3-4-5-6-7-8-9-10-11-12 basis. Coaches were not allowed to vote for their own team.

The Portal delivers

Arkansas dipped into the transfer portal this offseason and came away with fourth athletes that are expected to contribute this season.

Outfielder KB Sides joins the Razorbacks from Alabama. Sides was a staple in the Crimson Tide's lineup over the last three years, starting 143 games in her career. This past season she started 47 of the 48 games she played in earning NFCA Third-Team All-South Region and a spot on the SEC All-Defensive Team. She hit .314 with 11 doubles while posting a .405 on-base percentage.

Pitcher Chenise Delce transferred from Tulsa with two years eligibility. Delce produced a stellar career for the Golden Hurricane in the circle going 29-15 with a 2.12 ERA in 57 games, 47 starts, with 279 strikeouts while opponents hit just .219 against her over three years. This past year, the Oklahoma City, Oklahoma native went 8-6 with a 3.30 ERA over 19 games, 16 starts.

Pitcher Callie Turner became a Razorback in July, transferring from Tennessee with three years eligibility. The Land O'Lakes, Fla. native made 40 career appearances spanning the 2020 and 2021 seasons and posted an 18-10 record, 2.50 ERA and 103 strikeouts over 168.1 innings pitched.

Catcher Taylor Ellsworth is a graduate transfer from Texas. At Texas she played in 171 games (162 starts) earning NFCA All-Region Second Team (2021), NFCA All-Region First Team (2017), All-Big 12 First Team (2017), Big 12 All-Freshman Team (2017). As a Longhorn she totaled a .320/.387/.482 slash line with 144 hits, 25 doubles, 16 home runs, 54 walks and 89 RBI.

11 Arkansas games set for ESPN family of networks

The Razorbacks will appear on ESPN's family of networks 11 times during the regular season this season. *Date - Opponent - Time (Network)*  
March 6 - Kansas City - 2 p.m. (SECN)  
March 26 - LSU - 7:30 p.m. (ESPN2)  
March 27 - LSU - 12 p.m. (ESPN2)  
March 28 - LSU - 6 p.m. (SECN)  
April 2 - at Ole Miss - 12 p.m. (SECN)  
April 9 - Auburn - 1 p.m. (SECN)  
April 16 - Kentucky - 7 p.m. (ESPN2)  
April 17 - Kentucky - 1 p.m. (SECN)  
April 22 - at Florida - 7 p.m. (ESPNU)  
April 23 - at Florida - 1:30 p.m. (ESPN2)  
May 7 - at Texas A&M - 2:30 p.m. (SECN)

Lots Back for Backs

Arkansas brings back a lot from last year's SEC champion squad. On the mound, Mary Haff leads the way on a pitching staff that returns 258 strikeouts (78.4%) from last year. Haff's 198 led the team last year and ranked 30th nationally. Her 198.1 innings also paced the squad and are a big reason why 73.7% of last season's innings return to the circle for the Razorbacks. In the lineup, the Hogs return five players that started at least 30 games in Linnie Malkin (54), Danielle Gibson (50), Hannah McEwan (44), Hannah Gammill (38) and Sam Torres (32). Gibson's 61 hits, 16 doubles and 51 RBIs led the team and Malkin's 18 homers led the way. The roster brings back 183 runs (62.7%), 217 hits (57.9%), 37 doubles (61.7%), 50 home runs (52.6%) and 157 RBIs (56.5%).

Talented Newbies

The Razorbacks' freshman class features four players that were ranked in the Top 50 nationally by various media outlets. Madi Conklin (No. 46 by Extra Inning Softball), Raigan Kramer (No. 28 by Extra Inning Softball), Spencer Prigge (No. 27 by FloSoftball) and Ally Sockey (No. 27 by Extra

Inning Softball) lead a talented group of seven signees.

Hogs haul in many postseason awards

Pitcher Mary Haff earned SEC Co-Pitcher of the Year honors, becoming the first Arkansas pitcher to win the award in program history. Courtney Deifel garnered SEC Coach of the Year recognition, the first for Arkansas since Carle Dever-Boaz in 1999. The Razorbacks also saw Haff and infielder Braxton Burnside named to the All-SEC First Team and infielder Danielle Gibson, outfielder Hannah McEwen and pitcher Autumn Storms tabbed to the All-SEC Second team. Additionally, Gibson earned SEC All-Defensive Team recognition and pitcher Jenna Bloom was named to the All-SEC Newcomer Team. The five total selections on the first and second team is the most in a single year in program history.

Soovie Sluggers

Three Arkansas sluggers entered the program's single-season top five leaders in home runs just last season. The top two single-season power marks in school history were both set last year by Braxton Burnside and Linnie Malkin. Danielle Gibson placed fourth with 15 homers also in 2021. As a team Arkansas obliterated the school record hitting 95 home runs. The previous team high in the Deifel era was 59 home runs in 2017, which ranks fifth in school history.

ARKANSAS SINGLE SEASON HOME RUN LEADERS			
Rank	Player	Home Runs	Year
1.	Braxton Burnside	25	2021
2.	<b>Linnie Malkin</b>	<b>18</b>	<b>2021</b>
3.	Nicole Schroeder	17	2017
4.	<b>Danielle Gibson</b>	<b>15</b>	<b>2021</b>
	Devon Wallace	15	2012
	Jessica Bachkora	15	2010

ARKANSAS SINGLE SEASON TEAM HOME RUN LEADERS		
Rank	Year	Home Runs
1.	<b>2021</b>	<b>95</b>
2.	2008	65
3.	2013	61

Soovie Sluggers Continued

Arkansas opened the 2022 Razorback Invitational on Feb. 18-20, smashing 11 home runs over the weekend. The Razorbacks amassed seven home runs against Illinois over a stretch of two games. Additionally, six different Razorbacks recorded home runs during the home-opening weekend (Gammill, Gibson, Sides, McEwen, Hoffman and Ellsworth). Freshman Kacie Hoffman notched her first-career home run during her first-career start Feb. 18 vs. Illinois. KB Sides hit an inside-the-park home run against Illinois Feb. 18. The Hogs smashed home runs in four of its five games during the Razorback Invitational. Sides, Hoffman and Taylor Ellsworth each hit their first home run in an Arkansas jersey over the weekend.

Following Arkansas' series win against Louisville Feb. 27-28, the Hogs have hit two-plus home runs in seven of its last eight games, which have all been played at Bogle Park. Five different Razorbacks tallied home runs against Louisville (Gammill, Gibson, Hedgecock, Hoffman, Malkin).

Bogle Bombers

Last season, Arkansas tied for fourth nationally and led the SEC, mashing a school record 95 home runs. The team shattered the previous program record of 65 long balls hit in 2008. The total ranks 10th in the SEC record book for most home runs in a single-season and were the most hit in a single season hit by an SEC team since Tennessee clubbed 100 in 2015. In 2022, Arkansas returns hitters that accounted for 50 of last year's 95 taters, led by designated player Linnie Malkin's 18 bombs.

Experience on the Bench

In addition to head coach Courtney Deifel, who is in her eighth year as a Division I head coach, assistant coach Matt Meuchel and volunteer assistant coach Annie Smith have been head coaches at Division I programs. Meuchel spent eight seasons (2009-16) as Nevada's head coach, leading the Wolfpack to a 2009 WAC championship and NCAA Tournament berth. While in Reno, Meuchel compiled a 196-217 overall record and guided the program's transition to Mountain West Conference membership. Smith was at the helm of Georgia Southern's program from 2012-17, posting a 176-166 mark, winning two Southern Conference regular season and tournament titles. The Eagles went 51-17 under Smith in SoCon play, and she later transitioned the program to Sun Belt Conference membership.

History Made

Danielle Gibson made history on Feb. 23, 2019 when she hit four home runs and collected 10 RBI inside Bogle Park as part of a 15-3 win over SIUE. The four home runs tie a Division I record reached only four times before, but what makes Gibson special is that she hit for the home run cycle - done only twice before EVER, she is the first to do so in only four innings. Her 16 total bases and 10 RBI are tied for the second-most in NCAA history and she is the third player to record 10 RBI in SEC history.

Deifel's Success at Bogle

Beginning with Deifel's first season as head coach in 2016, Arkansas has posted a 113-46 record inside Bogle Park, with an ultra-impressive 90-20 mark over the last four seasons (2018-22). The Razorbacks set a Bogle Park record winning 27 home games in 2018, which included three wins en route to the NCAA Fayetteville Regional Championship.



USA TODAY/NFCA TOP 25			
#	Team	Record	Previous Rank
1	Oklahoma (32)	15-0	1
2	Alabama	15-0	2
3	Florida State	15-0	5
4	Florida	16-0	4
5	UCLA	12-3	6
6	Virginia Tech	11-2	7
7	Washington	11-4	5
8	Oklahoma State	10-4	11
9	Arizona	10-4	8
10	Kentucky	13-1	12
11	Arkansas	9-4	10
12	Oregon	11-3	9
13	Duke	13-3	13
14	Clemson	11-3	14
15	Missouri	12-4	16
16	Georgia	14-2	15
17	Northwestern	10-4	18
18	Tennessee	9-6	17
19	Michigan	8-5	19
20	Auburn	15-1	21
21	Louisiana	10-2	20
22	LSU	12-5	24
23	Arizona State	9-4	22
24	UCF	10-6	NR
25	Notre Dame	12-3	NR
Others Receiving Votes: Texas (36), Stanford (25), USF (13), Charlotte (6), Iowa State (6), Liberty (5), James Madison (3), Texas A&M (2), Wisconsin (2), Fullerton (1), Georgia Tech (1), Illinois (1).			
ESPN.COM/USA SOFTBALL TOP 25			
#	Team	Record	Previous Rank
1	Oklahoma (23)	15-0	1
2	Alabama (1)	15-0	2
3	Florida State (1)	15-0	5
4	Florida	16-0	4
5	UCLA	12-3	6
6	Virginia Tech	11-2	7
7	Washington	11-4	5
8	Missouri	12-4	19
9	Clemson	11-3	9
10	Oklahoma State	10-4	12
11	Arkansas	9-4	8
12	Duke	13-3	13
13	Kentucky	13-1	14
14	Northwestern	10-4	15
15	Oregon	11-3	11
16	Arizona	10-4	10
17	Tennessee	9-6	17
18	Georgia	14-2	18
19	Michigan	8-5	16
20	Auburn	15-1	21
T21	Louisiana	10-2	20
T21	LSU	12-5	23
23	Arizona State	9-4	22
24	USF	10-3	25
25	UCF	10-6	NR
Others receiving votes: Minnesota (28), Texas A&M (23), Oregon State (17), Notre Dame (15), Texas (15), Stanford (13), San Diego State (12), Illinios (8), Troy (5), James Madison (4), Charlotte (3), Cal State Fullerton (2), Iowa State (2).			


D1SOFTBALL.COM			
#	Team	Record	Previous Rank
1	Oklahoma	15-0	1
2	Alabama	15-0	2
3	Florida	15-0	3
4	Florida State	15-0	4
5	UCLA	12-3	6
6	Virginia Tech	11-2	7
7	Duke	13-3	9
8	Arkansas	8-3	8
9	Oklahoma State	10-4	11
10	Washington	11-4	5
11	Northwestern	10-4	10
12	Missouri	11-3	14
13	Clemson	10-3	13
14	Kentucky	13-1	15
15	Oregon	11-3	12
16	Michigan	8-5	17
17	Tennessee	9-6	20
18	Arizona	10-4	16
19	Georgia	14-2	19
20	Auburn	15-1	21
21	Louisiana	10-2	18
22	LSU	12-5	25
23	USF	10-3	22
24	Arizona State	9-4	23
25	Oregon State	12-3	NR
SOFTBALL AMERICA			
#	Team	Record	Previous Rank
1	Oklahoma	15-0	1
2	Alabama	15-0	2
3	Florida State	15-0	3
4	Florida	16-0	4
5	UCLA	12-3	6
6	Virginia Tech	11-2	7
7	Washington	11-4	5
8	Oklahoma State	10-4	8
9	Duke	13-3	10
10	Northwestern	10-4	9
11	Clemson	11-3	12
12	Missouri	12-4	18
13	Oregon	11-3	11
14	Arkansas	9-4	14
15	Kentucky	13-1	16
16	Arizona	10-4	13
17	Michigan	9-5	17
18	Tennessee	9-6	19
19	Geogia	14-2	20
20	Louisiana	10-2	15
21	LSU	12-5	21
22	Auburn	15-1	22
23	Notre Dame	12-3	24
24	USF	10-3	23
25	Arizona State	9-4	25

ARKANSAS IN THE POLLS WEEK-BY-WEEK				
Week	NFCA	ESPN	D1	SA
Preseason	8	9	8	10
Week 1	10	10	9	13
Week 2	10	8	8	14
Week 3	11	11	8	14
Week 4	-	-	-	-
Week 5	-	-	-	-
Week 6	-	-	-	-
Week 7	-	-	-	-
Week 8	-	-	-	-
Week 9	-	-	-	-
Week 10	-	-	-	-
Week 11	-	-	-	-
Week 12	-	-	-	-
Week 13	-	-	-	-
Week 14	-	-	-	-
Final	-	-	-	-
ARKANSAS POLL FACTS				
- Under head coach Courtney Deifel the Hogs have been ranked 57 times in the USA Today/NFCA Poll. Prior to her tenture, Arkansas was ranked just one time in program history (2013).				
- The Hogs have been ranked in the USA Today/NFCA Poll in 50 of its last 51 releases, dating back to week seven of the 2018 campaign.				
- Arkansas has received a vote in the last 70 releases of the USA Today/NFCA Poll, the longest streak in program history.				
- The Razorbacks Week 14 ranking in the ESPN.com/USA Softball of No. 6 and USA Today/NFCA Poll at No. 5 are both the highest in school history.				
- Arkansas began the 2022 season ranked in the Top 10 of all four polls.				

Easton Razorback Rumble

Easton Razorback Rumble

SEC WEEKLY AWARDS	
WEEK ONE	
Player: Haley Lee (Texas A&M)	
Pitcher: Shelby Lowe (Auburn), Ashley Rogers (Tennessee)	
Freshman: Lexie Delbrey (Florida)	
WEEK TWO	
Player: Erin Coffel (Kentucky)	
Pitcher: Montana Fouts (Alabama)	
Freshman: Kendra Falby (Florida)	
WEEK THREE	
Player: Makaya Packer (Auburn), Casidy Chaumont (Missouri)	
Pitcher: Montana Fouts (Alabama)	
Freshman: Kendra Falby (Florida), Kylie Macy (Georgia)	
WEEK FOUR	
Player:	
Pitcher:	
Freshman:	
WEEK FIVE	
Player:	
Pitcher:	
Newcomer:	
Freshman:	
WEEK SIX	
Player:	
Pitcher:	
Newcomer:	
Freshman:	
WEEK SEVEN	
Player:	
Pitcher:	
Newcomer:	
Freshman:	
WEEK EIGHT	
Player:	
Pitcher:	
Newcomer:	
Freshman:	
WEEK NINE	
Player:	
Pitcher:	
Newcomer:	
Freshman:	
WEEK TEN	
Player:	
Pitcher:	
Newcomer:	
Freshman:	
WEEK ELEVEN	
Player:	
Pitcher:	
Newcomer:	
Freshman:	
WEEK TWELVE	
Player:	
Pitcher:	
Newcomer:	
Freshman:	



# SOUTHEASTERN CONFERENCE

SEC STANDINGS (2022)					
Team		SEC	Overall		Streak
Florida	0-0	.000	16-0	1.000	W16
Alabama	0-0	.000	15-0	1.000	W15
Auburn	0-0	.000	15-1	.938	W7
Kentucky	0-0	.000	13-1	.929	W9
Georgia	0-0	.000	14-2	.875	W8
Texas A&M	0-0	.000	12-2	.857	W1
Ole Miss	0-0	.000	12-4	.750	W3
Missouri	0-0	.000	12-4	.727	L1
LSU	0-0	.000	12-5	.706	W7
Arkansas	0-0	.000	9-4	.692	W1
South Carolina	0-0	.000	8-5	.615	L3
Tennessee	0-0	.000	9-6	.600	L3
Miss. State	0-0	.000	9-7	.563	W1

## SEC PRESEASON COACHES' POLL

(First-Place Votes in Parentheses)

Place	School	Points
1.	Alabama (7)	138
2.	Florida (3)	131
3.	Arkansas (2)	124
4.	Tennessee (1)	103
5.	Missouri	97
6.	LSU	93
T7.	Georgia	78
T7.	Kentucky	78
9.	Ole Miss	47
10.	Texas A&M	41
11.	Auburn	36
12.	Mississippi State	35
13.	South Carolina	13

Points for the poll were awarded on a 1-2-3-4-5-6-7-8-9-10-11-12 basis. Coaches were not allowed to vote for their own team.

SEC WEEKLY AWARDS

**SEC Player of the Week** - Makayla Packer (Auburn), Casidy Chaumont (Missouri)

**SEC Pitcher of the Week** - Montana Fouts (Alabama)

**SEC Freshman of the Week** - Kendra Falby (Florida), Kylie Macy (Georgia)



Courtney Deifel became the fourth head coach in program history when she was hired on June 11, 2015, and recently completed her sixth season at Arkansas in 2021. In six seasons in Fayetteville, she has orchestrated the Razorbacks' return to postseason play and guided the program to four NCAA Tournament appearances, including three consecutive berths from 2017-19. The Hogs have qualified for the national tournament every year it has been held since 2017. Deifel has guided the program to new heights, and since her first season in 2016, the Razorbacks have been ranked 56 times in the NFCA Coaches' Poll after previously being ranked only once in program history, and led the program to its first NCAA Tournament Super Regional appearances in 2018 and 2021.

Deifel, the SEC Coach of the Year, directed the most successful year in program history in 2021 by claiming the school's first SEC regular season title and hosting NCAA Tournament Super Regionals for the first time. The team finished 43-11 (19-5 SEC), producing a school record .796 win percentage. The Hogs earned a No. 6 national ranking, the highest in program history, and captured the No. 6 national seed in the NCAA Tournament. Arkansas began conference play winning 12 straight games, notching the fifth-best league-only start in SEC history. A 19-game winning streak in non-conference action also set a school record. The Razorbacks received many postseason superlatives as infielders Braxton Burnside and Danielle Gibson, and pitcher Mary Haff were named NFCA All-Americans. Haff also took home the school's first SEC Pitcher of the Year award. Offensively, the Razorbacks shattered the school's single-season home run record, mashing 95 long balls with Burnside set the individual single-season program mark hitting 25. Deifel's 190 wins in Fayetteville rank second among all coaches in program history. The NFCA named the 2021 coaching staff the South Region's Staff of the Year.

Deifel guided the Razorbacks to a 19-6 (1-2 SEC) record in the COVID-19 shortened 2020 campaign. In the only league series of the season, the Razorbacks earned a 1-0 conference-opening victory, their first road win over Alabama since 2000. Arkansas remained in the national polls throughout the year and climbed from a preseason No. 24 ranking to the No. 19 slot in the final release of the NFCA Coaches' Poll. Junior catcher Kayla Green was honored with SEC Player of the Week recognition for the first time in her career and freshman pitcher Jenna Bloom emerged as one of the rising stars in the league, leading all freshmen in the nation striking out 10.9 hitters per seven innings.

Deifel led the Razorbacks to their third consecutive postseason appearance in 2019, earning an at-large bid to the Stillwater Regional. The Hogs finished the season 38-20 and 12-12 in SEC play. It marks the first time since 1999-00 that the Razorbacks finished the season .500 or better in conference play in back-to-back seasons. The Razorbacks garnered their highest in-season ranking during weeks one and two, coming in at 12th and 11th in the NFCA and ESPN polls respectively.

Arkansas saw two players named to the All-SEC teams, pitcher Autumn Storms was named second team and outfielder Hannah McEwen garnered first-team recognition. McEwen's first-team selection was the first for Arkansas since 2012 and only the second in program history. In year four under Coach Deifel, the Razorbacks also earned two SEC Player of the Week awards, three SEC Pitcher of the Week awards, and one USA Softball Co-Player of the Week. A record five Razorbacks were named to the NFCA All-Region teams, with Storms garnering the first, first-team selection of her career. Storms went on to be named NFCA Second Team All-American as a pitcher, the first Razorback since 2010.

Year four with Coach Deifel and the Razorback staff saw growth in all aspects as the game, including a team .288 batting average, which ranks second-highest in program record book. In fact, four of the top seven team batting averages in program history come from the Deifel era.

In the 2018 campaign, Arkansas wrapped up the year with a 42-17 (12-12 SEC) record, the third most wins in program history; and the most victories since 2000. The team earned a national seed (13) in the NCAA Tournament for the first time in program history and went 3-0 defeating DePaul and Wichita State twice to earn the Fayetteville Regional Championship on its home field. The Hogs made their first ever NCAA Super Regional appearance but fell to eventual national semifinalist, Oklahoma, in Norman. Arkansas finished 17th in the final NCAA RPI report and the coaching staff earned 2018 NFCA Division I South Region Staff of the Year.

Just two seasons removed from a one-win conference tally, Deifel guided the Razorbacks to a 12-12 mark in SEC play. As the No. 7 seed at SEC Tournament, the program made its first semifinal appearance since 2001. The Razorbacks finished the season with a 27-2 record on their home field, establishing a new program record for home wins in a single season. Part of Arkansas' home triumphs included the program's first three-game sweep of a ranked team (No. 20 Mississippi State) and its first-ever series win over Alabama.

DEIFEL YEAR-BY-YEAR				
Year	School	Overall	Conf.	Postseason
2015	Maryland	27-27	9-14	--
2016	Arkansas	17-39	1-23	--
2017	Arkansas	31-24	7-17	NCAA Regional
2018	Arkansas	42-17	12-12	NCAA Super Regional
2019	Arkansas	38-20	12-12	NCAA Regional
2020	Arkansas	19-6	1-2	--
2021	Arkansas	43-11	19-5	NCAA Super Regional
2022	Arkansas	9-4	-	--
8 seasons		226-148	59-85	4 appearances
At Arkansas		199-121	50-71	
At Arkansas (2016-pres.): 199-121 (.622)				
Career (2015-pres.): 226-148 (.604)				

Deifel piloted the 2017 Razorbacks to a 31-24 record and the program's first NCAA Tournament appearance since 2013. The Razorbacks improved their win total by 17 games from the previous season, marking the largest increase in the country among Power 5 programs. Arkansas also tallied seven wins in SEC play, equaling the combined total from the previous three seasons. In recognition of the team's performance, Deifel was named the 2017 D1SoftballNews Coach of the Year.

From year one to two under Deifel, Arkansas' pitching staff lowered its combined ERA by more than four runs (6.98 to 2.82) and added more than 20 points to its batting average (.260 to .284). The Razorbacks also led the SEC and tied for 17th in the NCAA with 59 home runs. During the year, Arkansas earned its first national ranking since 2013 when it was slotted at No. 24 in the March 7 release ESPN/USA Softball poll.

Individually, Deifel saw two Razorbacks earn NFCA All-South Region accolades with Nicole Schroeder and Autumn Storms earning second-team and third-team honors, respectively. Storms was also named to the SEC All-Freshman Team while A.J. Belans was voted to the All-SEC Second Team. Schroeder went on to be drafted by the Akron Racers as the program's second NPF selection.

Deifel's first win over a ranked team at Arkansas came during the 2016 season when the Razorbacks knocked off No. 23 Nebraska, 11-10, during the Easton Tournament in Fullerton, Calif.; the team added five ranked wins in 2017. The 2016 campaign also saw newcomer Ashley Diaz make an immediate impact as a member of the NFCA All-South Region Second Team and garnered NFCA National Freshman of the Year Top 25 Watch List recognition.

During her playing and coaching careers prior to coming to Arkansas, Deifel advanced to 11 NCAA Tournaments including a four-year run to the Women's College World Series (WCWS) as an All-American catcher at California that was highlighted by winning the 2002 national title. The Bears also finished second (2003), fifth (2001) and seventh (2000) at the WCWS over her four-year run. Her postseason successes also featured a pair of Super Regionals as a graduate assistant at Oklahoma and five NCAA Regionals as an assistant at Maryland and Louisville.

As a first-year head coach, Deifel ushered in a culture of change for Maryland in 2015. Along with the program's 16-game win improvement from the previous season, the Terrapins' offense showed tremendous growth. Maryland finished 27th in the NCAA with 6.28 runs per game behind 339 runs scored, up more than 150 runs from 2014. Deifel also led her team to a .309 batting average, a 40-point jump from 2014. Under Deifel's watch, the trio helped Maryland to single-season school records in doubles, home runs, RBI and walks.

Prior to taking the head job at Maryland, Deifel spent four seasons as an assistant coach at Louisville in which she helped the Cardinals to four NCAA appearances, the 2014 American Athletic Conference Tournament title and an overall record of 176-60 (.746). Louisville averaged 44 wins in that time with a program-record 55 wins in 2012. Her student-athletes at Louisville racked up four NFCA All-America certificates and 29 all-conference selections. She also spent two seasons as a graduate assistant at Oklahoma where she was a member of a staff the guided the 2008 Sooners to a 47-14 record and a Super Regional appearance.

As a player, Deifel was the starting catcher for California from 2000-03 and led the Golden Bears to four Women's College World Series appearances including a national championship run in 2002 and national runner-up showing in 2003. She appeared in 285 games missing just three behind the plate over her four seasons. As a four-year starter behind the plate, she was a 2003 All-American, two-time All-Pac 10 selection and caught seven no-hitters. She is still the program's career leader with 1,969 putouts.

Aside from her accomplishments in collegiate softball, Deifel had a successful professional career following her days at Cal. In 2004, she helped the NY/NJ Juggernaut to the National Professional Fastpitch (NPF) league title. Deifel also spent three years with LeoPalace21 in Japan that resulted in a runner-up showing and a pair of third-place finishes.

She graduated from California in 2003 with a bachelor of arts in American Business and Globalism and American Studies. Deifel earned her master's of arts in Human Relations from Oklahoma in 2008.

Deifel's sister, Amanda Scott, is currently the head softball coach at Missouri-St. Louis and won a Women's College World Series title at Fresno State in 1998.

Deifel and her husband Joe are the parents of two sons, Trip and Walt. The family resides in Fayetteville.

ALL-TIME SERIES UNDER DEIFEL *ARKANSAS ONLY					
Opponent	Series	H	A	N	
Alabama	4-9	3-3	1-5	0-1	
Arkansas-Pine Bluff	1-0	1-0			
Arizona	0-2	0-2			
Army	0-1			0-1	
Auburn	7-5	3-3	4-2		
Baylor	1-1	0-1		1-0	
Binghamton	1-0			1-0	
Boston U	4-0	4-0			
Bradley	1-1			1-1	
BYU	0-1			0-1	
Buffalo	1-0	1-0			
Cal State Fullerton	0-1		0-1		
CSUN	1-0			1-0	
Campbell	2-0			2-0	
Central Arkansas	2-0	1-0	1-0		
Central Connecticut	2-0	2-0			
Central Michigan	1-0			1-0	
Dartmouth	2-0	2-0			
Delaware	1-0			1-0	
DePaul	1-0	1-0			
Drake	3-2	3-2			
Florida	0-9	0-3	0-6		
Florida A&M	2-0			2-0	
FAU	0-1		0-1		
FGCU	1-0		1-0		
Fordham	1-0			1-0	
Furman	4-0	3-0		1-0	
George Washington	1-0			1-0	
Georgia	5-6	1-2	3-3	1-1	
Grand Canyon	1-1			1-1	
Illinois	1-1	1-1			
IUPUI	3-0	3-0			
Iowa State	1-0	1-0			
Jackson State	1-0		1-0		
Kansas	4-0	3-0	1-0		
Kansas City	4-1	3-1	1-0		
Kent State	2-0	2-0			
Kentucky	3-7	2-4	0-3	1-0	
Lamar	2-0	2-0			
Liberty	0-1	0-1			
Lipscomb	1-0			1-0	
Long Beach State	1-0			1-0	
Longwood	1-0	1-0			
Louisville	2-1	2-1			
Loyola Marymount	2-0			2-0	
LSU	4-8	2-4	2-4		
Manhattan	2-0	1-0		1-0	
Marist	3-0	2-0			
McNeese	3-2			1-0	
Memphis	2-0			2-0	
Mississippi State	7-2	6-0	1-2		
Missouri	5-4	3-3	2-1		
Missouri State	3-1	2-1	1-0		
Montana	0-1	0-1			
Nebraska	3-0	1-0		2-0	
Nevada	1-0	1-0			
New Mexico	2-0			2-0	
New Mexico State	1-0		1-0		
North Carolina	0-1		0-1		
North Dakota State	4-1	2-0		2-1	
North Texas	2-0		2-0		
North Carolina	0-3			0-3	
Northern Colorado	5-1	4-0		1-1	
Northern Iowa	1-1	1-1			
Northwestern State	3-0	3-0			
Notre Dame	1-1		1-1		
Oklahoma	0-5	0-1	0-4		
Oklahoma State	1-3	0-2	1-0	0-1	
Ole Miss	7-5	6-0	1-5		
Omaha	4-0	4-0			
Rutgers	2-0			2-0	
Sacramento State	1-0			1-0	
Samford	1-0			1-0	
San Diego	1-0				
SIUE	2-0	2-0			
South Carolina	7-6	3-3	4-2	0-1	
South Dakota State	2-0	2-0			
Southeast Missouri	5-1	3-1	2-0		
Saint Francis (Pa.)	2-0	2-0			
Saint Louis	3-0	3-0			
Stanford	1-0	1-0			
Tennessee	3-7	2-1	1-5	0-1	
Texas	0-2		0-2		
Texas A&M	2-7	1-2	1-5		
Texas Tech	2-0	2-0			
Tulsa	2-5	1-2	1-1	0-2	
UConn	1-0			1-0	
UIC	1-0			1-0	
ULM	1-0	1-0			
UMass Lowell	2-0			2-0	
UNLV	0-1			0-1	
Utah	1-0			1-0	
UT Arlington	5-1	2-0	3-1		
UTEP	1-0			1-0	
Villanova	3-0	2-0		1-0	
Washington	0-3			0-3	
Weber State	1-0			1-0	
Western Illinois	1-0	1-0			
Wichita State	5-1	5-0	0-1		
Wright State	2-0	2-0			

## Easton Razorback Rumble

10+ STRIKEOUT PERFORMANCES			
No.	Pitcher	Opponent	Date
16	Mary Haff	vs. Furman	4/13/19
16	Heather Schlichtman	vs. Marshall	4/9/04
15	Mary Haff	at Tennessee	3/23/2019
15	Kimmy Beasley	Auburn	5/3/13
15	Katy Henry	vs. UTSA	2/16/07
15	Katy Henry	vs. ULM	2/25/05
15	Heather Schlichtman	vs. Auburn	3/13/04
15	Heather Schlichtman	Wichita State	3/3/01
14	Katy Henry	Kansas City	2/23/07
14	Heather Schlichtman	at Kentucky	4/24/04
14	Heather Schlichtman	vs. Mississippi Valley State	2/29/04
14	Heather Schlichtman	vs. Appalachian State	2/7/04
13	Autumn Storms	vs. Southeast Missouri	2/21/19
13	Mary Haff	at Saint Louis	4/10/18
13	Mary Haff	Lipscomb	2/10/19
13	Chelsea Cohen	Saint Louis	2/24/13
13	Katy Henry	Centenary	3/5/06
13	Heather Schlichtman	Oklahoma City	4/23/02
13	Rachel Talley	vs. Virginia Tech	2/18/01
12	Mary Haff	vs. UIC	2/15/20
12	Mary Haff	vs. Boston U	3/2/19
12	Mary Haff	vs. Omaha	2/28/19
12	Mary Haff	vs. Dartmouth	3/3/18
12	Mary Haff	vs. Northern Colorado	3/2/18
12	Mary Haff	Fordham	2/19/18
12	Kimmy Beasley	at Missouri	4/13/13
12	Kimmy Beasley	LSU	4/6/13
12	Kim Jones	vs. Rhode Island	2/13/11
12	Hope McLemore	Louisiana Tech	3/13/10
12	Miranda Dixon	vs. ULM	4/2/08
12	Katy Henry	Creighton	2/24/08
12	Katy Henry	vs. Virginia	2/9/07
12	Rachel Talley	vs. Utah	2/16/02
12	Rachel Talley	vs. FAU	3/3/01
12	Heather Schlichtman	FIU	3/2/01
12	Rachel Talley	at Auburn	4/9/99
12	Tammy Kincaid	Alabama	3/21/99
11	Mary Haff	at Central Arkansas	3/9/21
11	Autumn Storms	vs. Boston U	3/2/19
11	Grace Moll	at Southeast Missouri State	4/6/16
11	Kimmy Beasley	Kentucky	4/19/13
11	Kimmy Beasley	LSU	4/7/13
11	Katy Henry	Northwestern State	3/4/06
10	<b>Chenise Delce</b>	<b>vs. Louisville</b>	<b>2/28/22</b>
10	Autumn Storms	Alabama	4/10/21
10	Mary Haff	at South Carolina	3/12/21
10	Mary Haff	North Dakota State	2/25/21
10	Jenna Bloom	Kansas	3/10/20
10	Kimmy Beasley	Butler	2/13/14
10	Hope McLemore	Kentucky	4/20/13
10	Kimmy Beasley	Jacksonville State	3/2/13
10	Chelsea Cohen	ULM	2/22/13
10	Hope McLemore	at Georgia	4/2/10
10	Hope McLemore	Drake	3/6/10
10	Hope McLemore	vs. Iowa	2/12/10
10	Miranda Dixon	at Ole Miss	3/29/09
10	Miranda Dixon	vs. Cleveland State	3/7/09
10	Katy Henry	at Kentucky	4/12/08
10	Katy Henry	vs. ULM	4/2/08
10	Miranda Dixon	at South Carolina	3/3/08
10	Miranda Dixon	at South Carolina	3/3/08
10	Katy Henry	at Kansas	4/3/07
10	Katy Henry	Northern Iowa	3/3/07
10	Miranda Dixon	at Texas A&M	2/16/07
10	Katy Henry	Kansas	4/5/06
10	Katy Henry	at Florida	3/25/06
10	Katy Henry	at Ole Miss	3/21/06

TOTAL BY PITCHER		
14	Katy Henry.....	2005-2008
13	Mary Haff.....	2018-Present
8	Heather Schlichtman .....	2001-2004
7	Kimmy Beasley.....	2012-2014
5	Miranda Dixon.....	2007-2010
5	Hope McLemore.....	2010-2013
4	Rachel Talley.....	1999-2002
3	Autumn Storms.....	2017-2021
2	Chelsea Cohen.....	2010-2013
1	Kim Jones.....	2008-2011
1	Tammy Kincaid.....	1997-2000
1	Grace Moll.....	2014-2017
1	Jenna Bloom.....	2020-Present
1	Chenise Delce.....	2022-Present

2021 AWARDS AND HONORS		
Jenna Bloom		
All-SEC Newcomer Team		
Braxton Burnside		
All-SEC First Team		
NFCA All-Region First Team		
Preseason All-SEC		
SEC Player of the Week (March 16)		
SEC Player of the Week (April 6)		
DISoftball.com Player of the Week (March 1)		
USA Softball Player of the Year Top 10 Finalist		
Hannah Gammill		
NFCA All-Region Second Team		
Danielle Gibson		
All-SEC Second Team		
NFCA All-Region First Team		
SEC All-Defensive Team		
SEC Player of the Week (March 23)		
Mary Haff		
SEC Co-Pitcher of the Year		
All-SEC First Team		
NFCA All-Region First Team		
SEC Pitcher of the Week (March 30)		
SEC Pitcher of the Week (May 4)		
USA Softball Player of the Year Top 10 Finalist		
Hannah McEwen		
All-SEC Second Team		
NFCA All-Region Third Team		
Preseason All-SEC		
Softball America Preseason Top 100 - No. 26		
JWOS Preseason All-America Third Team		
Softball America - No. 9 ranked Junior		
Autumn Storms		
All-SEC Second Team		
Preseason All-SEC		
Softball America Preseason Top 100 - No. 57		
JWOS Preseason All-America Third Team		
CAREER RECORD WATCH		
BATTING AVERAGE (MINIMUM 250 AB)		
.357	Devon Wallace	2012-15
<b>.354</b>	<b>Hannah McEwen</b>	<b>2018-pres.</b>
.347	Stephanie Canfield	2013-17
HIT BY PITCH		
31	Kim Eiben	2000-03
26	Kayla Green	2018-21
<b>23</b>	<b>Ryan Jackson</b>	<b>2019-pres.</b>
23	Jennifer Cirigliano	1997-00
RUNS SCORED		
184	Devon Wallace	2012-15
166	Jessica Bachkora	2007-10
<b>166</b>	<b>Hannah McEwen</b>	<b>2018-pres.</b>
124	Kayla Johnson	2006-09
119	Stephanie Canfield	2013-17
STRIKEOUTS		
886	Heather Schlichtman	2001-04
756	Katy Henry	2005-08
745	Tammy Kincaid	1997-00
<b>697</b>	<b>Mary Haff</b>	<b>2018-pres.</b>
608	Rachel Talley	1999-02
502	Autumn Storms	2017-21
WINS		
<b>81</b>	<b>Mary Haff</b>	<b>2018-pres.</b>
73	Heather Schlichtman	2001-04
72	Tammy Kincaid	1997-00
66	Autumn Storms	2017-21
SAVES		
<b>14</b>	<b>Mary Haff</b>	<b>2018-pres.</b>
10	Autumn Storms	2017-21
9	Katy Henry	2005-08
9	Rachel Talley	1999-02
9	Tammy Kincaid	1997-00



OPPONENT HISTORY

MISSOURI STATE		
All-Time: 22-19		
H: 13-6   A: 8-12   N: 1-1		
3-1-97	L, 4-0	..Fayetteville, Ark.
3-2-97	L, 5-2	..Fayetteville, Ark.
4-16-97	L, 6-0	..Springfield, Mo.
4-16-97	L, 8-3	..Springfield, Mo.
3-21-98	L, 3-0	..Sacramento, Calif.
3-25-98	L, 4-2	..Springfield, Mo.
3-25-98	L, 1-0	..Springfield, Mo.
3-24-99	L, 3-0	..Springfield, Mo.
3-24-99	L, 3-2	..Springfield, Mo.
4-7-99	W, 2-1	..Fayetteville, Ark.
4-7-99	W, 2-1	..Fayetteville, Ark.
3-8-00	L, 5-4	..Springfield, Mo.
3-8-00	L, 10-2	..Springfield, Mo.
4-12-00	L, 1-0	..Fayetteville, Ark.
4-12-00	W, 5-0	..Fayetteville, Ark.
3-15-01	W, 5-4	..Springfield, Mo.
3-15-01	W, 5-0	..Springfield, Mo.
4-24-02	W, 4-0	..Fayetteville, Ark.
4-24-02	W, 4-3	..Fayetteville, Ark.
4-29-03	L, 7-0	..Springfield, Mo.
4-29-03	L, 5-4	..Springfield, Mo.
3-24-04	W, 6-5 (10)	..Fayetteville, Ark.
3-24-04	2-0	..Fayetteville, Ark.
4-13-05	L, 5-3	..Springfield, Mo.
4-13-05	W, 4-0	..Springfield, Mo.
2-26-06	W, 3-2	..Fayetteville, Ark.
4-11-06	W, 1-0	..Fayetteville, Ark.
4-29-08	W, 9-1 (5)	..Springfield, Mo.
4-29-08	L, 5-2	..Springfield, Mo.
4-22-09	L, 2-1	..Fayetteville, Ark.
2-20-10	W, 6-5	..Denton, Texas
4-28-10	W, 11-3	..Springfield, Mo.
4-6-11	L, 2-1	..Fayetteville, Ark.
5-2-12	W, 4-0	..Springfield, Mo.
4-1-14	W, 9-0 (5)	..Fayetteville, Ark.
3-12-15	W, 11-5	..Springfield, Mo.
3-29-16	L, 11-1 (5)	..Fayetteville, Ark.
2-28-18	W, 9-0	..Fayetteville, Ark.
4-3-19	W, 2-1	..Springfield, Mo.
4-6-21	W, 9-1 (5)	..Fayetteville, Ark.

KANSAS CITY		
All-Time: 13-2		
H: 11-2   A: 1-0   N: 1-0		

2-8-03	W, 1-0	..St. Augustine, Fla.
2-26-05	W, 7-1	..Fayetteville, Ark.
2-26-06	W, 3-0	..Fayetteville, Ark.
2-23-07	W, 7-0	..Fayetteville, Ark.
4-29-09	W, 7-1	..Fayetteville, Ark.
4-29-09	W, 16-1	..Fayetteville, Ark.
5-5-11	L, 2-1	..Fayetteville, Ark.
4-17-12	W, 2-0	..Fayetteville, Ark.
3-27-13	W, 9-1 (5)	..Fayetteville, Ark.
2-16-14	W, 10-0 (5)	..Fayetteville, Ark.
2-27-16	L, 9-4	..Fayetteville, Ark.
2-28-16	W, 7-6	..Fayetteville, Ark.
3-7-17	W, 10-0 (5)	..Fayetteville, Ark.
3-7-17	W, 13-1 (5)	..Fayetteville, Ark.
3-23-21	W, 9-3	..Kansas City, Mo.

KENNESAW STATE		
All-Time: 0-0		
H: 0-0   A: 0-0   N: 0-0		

THE LAST TIME

ARKANSAS - TEAM	
Defeated a ranked opponent.....	def. #14 LSU 4-1 in Baton Rouge, La. (May 3, 2021)
Defeated a Top 10 ranked opponent.....	def. #3 Alabama, 4-0 in Fayetteville, Ark. (April 10, 2021)
Highest ranked team defeated.....	def. #1 Cal, 3-2 (May 19, 2012)
Won 10 or more consecutive games.....	..12 (March 19, 2021-April 3, 2021)
Longest conference win streak.....	..12 (March 12, 2021-April 3, 2021)
Won 5 or more consecutive conference home games.....	..6 (Mar. 19 - 28, 2021)
Won 5 or more consecutive road games.....	..15 (Feb. 21-April 18, 2021)
Won in Extra Innings.....	..4-3 (8) vs Memphis (Feb. 11, 2022)
Lost in Extra Innings.....	..2-0 (10) vs Liberty (March 16, 2021)
Played at least 10 Innings.....	..(10) L, 2-0 vs Liberty (March 16, 2021)
Played at least 11 Innings.....	..(14) W, 6-4 at McNeese (Feb. 20, 2021)
Played at least 12 Innings.....	..(14) W, 6-4 at McNeese (Feb. 20, 2021)
Played at least 13 Innings.....	..(14) W, 6-4 at McNeese (Feb. 20, 2021)
Played 14 or more Innings.....	..(14) W, 6-4 at McNeese (Feb. 20, 2021)
Lost 5 or more consecutive games.....	..5 (May 6-20, 2017)
Lost 5 or more consecutive conference games.....	..6 (Mar. 24-April 2, 2017)
Scored 10 or more runs in a game.....	..14 vs Louisville (Feb. 28, 2022)
Scored 10 or more runs in three straight games.....	..UNT Invitational (Feb. 11-12, 2017)
Scored 15 or more runs in a game.....	..15 vs Longwood (Feb. 19, 2022)
Shut out back-to-back opponents.....	..Manhattan and South Dakota State (May 21-22, 2021)
Shut out three straight opponents.....	..North Dakota State 2x, Texas Tech (Feb. 25-26, 2021)
Was shutout (extra-inning game).....	..2-0 (10) vs Liberty (March 16, 2021)
Was Shutout (7-inning game).....	..1-0 vs Tennessee (May 13, 2021)
Was Shutout (5-inning game).....	..8-0 at #8 Florida (April 6, 2019)
Was Shutout In Fayetteville.....	..2-0 vs #3 Alabama (April 11, 2021)
Was No-Hit.....	..at #1 Florida (May 16, 2016)
Was No-Hit by SEC Opponent.....	..at #1 Florida (May 16, 2016)
Was No-Hit in Fayetteville.....	..vs #9 Georgia (May 3, 2009)
Swept a three-game conference series.....	..at #20 Georgia (April 16-18, 2021)
Swept four or more conference series.....	..#20 S. Car., Ole Miss, Miss. State, #25 Auburn. #20 UGA (2021)
Swept a three-game home conference series.....	..vs Mississippi State (March 26-28, 2021)
Swept a three-game road conference series.....	..at #20 Georgia (April 16-18, 2021)
Swept a non-conference doubleheader.....	..vs Drake (March 4, 2021)
Run ruled an opponent.....	..14-0 (5) vs Louisville (Feb. 28, 2022)
Most consecutive run-rule wins in a season.....	..6, 2014
Was run-ruled.....	..L, 8-0 (6) vs Washington (Feb. 12, 2022)
Hit back-to-back home runs.....	..Gammill and Hoffman vs Illinois (Feb. 18, 2022)
Hit five or more home runs in a game.....	..6 vs Missouri State (April 7, 2021)
Hit four or more home runs in a game.....	..4 vs Illinois (Feb. 18, 2022)
Hit three or more home runs in a game.....	..3 vs Louisville (Feb. 28, 2022)
Homered in five or more consecutive games.....	..(Feb. 20-28, 2022)
Had 10 hits in a game.....	..14 vs Louisville (Feb. 28, 2022)
Had 15 or more hits in a game.....	..18 vs Nebraska (Feb. 9, 2020)
Had 10 or more hits in 3 consecutive games.....	..(4) vs Furman/UAPB (April 13-16, 2019)
Had five or more doubles in a game.....	..6 vs Villanova (Feb. 29, 2020)
Had three or more triples in a game.....	.....
Had 10 or more RBI in a game.....	..13 vs Louisville (Feb. 28, 2022)
No-hit the opposition, 5 innings.....	..vs Texas Tech (Feb. 26, 2021)
No-hit the opposition, 6 innings.....	..vs Northern Colorado (March 2, 2018)
No-hit the opposition, 7 innings.....	..vs Central Connecticut (March 3, 2018)
Recorded 10 or more walks.....	..11 vs #10 Oklahoma State (Feb. 11, 2021)
Left 10 or more runners on base.....	..11 vs Washington (Feb. 11, 2022)
Allowed 10 or more hits.....	..13 vs Illinois (Feb. 20, 2022)
Allowed 10 or more runs.....	..10 vs Missouri (April 25, 2021)
Allowed 10 or more earned runs.....	..12 vs #18 Kentucky (March 30, 2019)
Allowed 10 or more RBI.....	..10 vs Missouri (April 25, 2021)
Allowed five or more doubles.....	..5 vs LSU (April 29, 2016)
Allowed three or more home runs.....	..3 vs Louisville (Feb. 27, 2022)

OPPONENT-TEAM	
Scored 10 or more runs in a game.....	..10 vs Missouri (April 25, 2021)
Scored 15 or more runs in a game.....	..23 (5) vs Auburn (April 16, 2016)
Had 10 or more hits in a game.....	..13 vs Illinois (Feb. 20, 2022)
Had 15-19 hits in a game.....	..15 vs Georgia (May 17, 2017)
Shut out Arkansas (7-inning game).....	..8-0 (6) vs Washington (Feb. 12, 2022)
Shut out Arkansas (5-inning game).....	..L, 8-0 at #8 Florida (April 6, 2019)
Shut out Arkansas (extra-inning).....	..L, 2-0 (10 inn.) vs Liberty (March 16, 2021)
Shut out Arkansas in consecutive games.....	..L, 3-0/8-0 at #8 Florida (April 6, 2019)
Shut out Arkansas in Fayetteville.....	..2-0 vs #3 Alabama (April 11, 2021)
Conference opponent S/O Arkansas in Fayetteville.....	..2-0 vs #3 Alabama (April 11, 2021)
Conference opponent S/O Arkansas on the road.....	..L, 8-0 at #8 Florida (April 6, 2019)
Won a non-conference series against Arkansas.....	.....
Won a conference series in Fayetteville.....	..vs Missouri (April 24-26, 2021)
Swept a three-game non-conference series against Arkansas.....	..Texas (March 14-16, 2015)
Swept a three-game non-conference series in Fayetteville.....	..Texas (March 14-16, 2015)
Swept a three game conference series in Fayetteville.....	..vs Georgia (May 5-7, 2017)
Swept a three-game conference road series against Arkansas.....	..at #8 Florida (April 5-7, 2019)

ARKANSAS-INDIVIDUAL	
Hit a grand slam.....	..Hannah Gammill vs Wichita State (Feb. 19, 2022)
Hit a walk-off grand slam.....	..W, 6-4 Danielle Gibson vs Drake (March 4, 2021)
Hit a walk-off home run.....	..W, 7-6 (8), Braxton Burnside vs. Central Arkansas (April 21, 2021)
Hit two home runs in a game.....	..Linnie Malkin vs Central Arkansas (April 21, 2021)
Hit three home runs in a game.....	..Danielle Gibson vs SIUE (Feb 23, 2019)
Hit four home runs in a game.....	..Danielle Gibson vs SIUE (Feb 23, 2019)
Homered in consecutive games in a conf. series.....	.....
Homered in three or more consecutive games.....	..Danielle Gibson (Games 1, 2) at #20 Georgia (April 16-17, 2021)
Homered in three or more consecutive games.....	.....
Homered in three or more consecutive games.....	..(3) Braxton Burnside (Games 19-22) at South Carolina (March 12-14, 2021)
Hit an inside the park home run.....	..KB Sides vs Illinois (Feb. 18, 2022)
Hit for the home run cycle.....	..Danielle Gibson vs SIUE (Feb 23, 2019)
Had five hits in a game.....	..5, Danielle Gibson at South Carolina (March 13, 2021)
Had four hits in a game.....	..5, Danielle Gibson at South Carolina (March 13, 2021)
Had two doubles in a game.....	..(2), Danielle Gibson vs. Louisville (Feb 28, 2022)
Had four or more RBI in a game.....	..(4) Linnie Malkin vs Central Arkansas (April 21, 2021)
Had 5 or more RBI in a game.....	..(5) Hannah McEwen vs Louisville (Feb. 28, 2022)
Had 10 or more RBI in a game.....	..(10) Danielle Gibson vs SIUE (Feb 23, 2019)
Walked three or more times in a game.....	..(4) Braxton Burnside at #25 Auburn (April 3, 2021)
Stole three bases in a game.....	..(3) KB Sides vs Western Illinois (Feb. 28, 2022)
Pitched a complete game shutout.....	..Mary Haff (W, 4-0) vs South Dakota State (May 21, 2021)
Had 10 or more strikeouts in a game.....	..(10) Chenise Delce vs Louisville (Feb. 28, 2022)
Gave up 10 or more hits in a game.....	..(10) Mary Haff at LSU (May 4, 2018)
Gave up three or more home runs in a game.....	..(3) Mary Haff at NM State (Feb. 8, 2020)
Threw a 7-inning no hitter.....	..Autumn Storms vs Central Connecticut (March 3, 2018)
Threw a 5-inning no hitter.....	..(5 Inn.) Mary Haff vs Texas Tech (Feb. 27, 2021)
Had 4 or more consecutive Ks in a game.....	..(5) Mary Haff vs Mississippi State (March 27, 2021)



Arkansas Softball  
Miscellaneous Stats for Arkansas (as of Feb 28, 2022)  
(All games)



Multiple Hit Games	2	3	4	5+	Total
41 Danielle Gibson	8	1	-	-	9
17 Taylor Ellsworth	3	2	-	-	5
20 Hannah Gammill	2	1	-	-	3
23 Hannah McEwen	3	-	-	-	3
22 Linnie Malkin	2	-	-	-	2
42 Sam Torres	2	-	-	-	2
99 Audrie LaValley	1	-	-	-	1
6 Cally Kildow	1	-	-	-	1
14 Kacie Hoffmann	1	-	-	-	1
TEAM	23	4	0	0	27

Hitting Streaks	Longest	Current
8 KB Sides	7	1
17 Taylor Ellsworth	7	7
42 Sam Torres	7	1
20 Hannah Gammill	6	1
41 Danielle Gibson	5	5
14 Kacie Hoffmann	3	2
23 Hannah McEwen	3	1
99 Audrie LaValley	2	2
22 Linnie Malkin	2	2
28 Rylin Hedgecock	2	2
7 Chenise Delce	1	1
6 Cally Kildow	1	1
1 Raigan Kramer	1	1
15 Spencer Prigge	1	-

Multiple RBI Games	2	3	4	5+	Total
41 Danielle Gibson	6	-	-	-	6
20 Hannah Gammill	3	1	1	1	6
17 Taylor Ellsworth	1	1	1	-	3
42 Sam Torres	2	-	-	-	2
22 Linnie Malkin	1	1	-	-	2
23 Hannah McEwen	1	-	-	1	2
14 Kacie Hoffmann	-	1	-	-	1
15 Spencer Prigge	1	-	-	-	1
6 Cally Kildow	1	-	-	-	1
TEAM	16	4	2	2	24

Reached Base Streaks	Longest	Current
20 Hannah Gammill	11	1
8 KB Sides	7	1
42 Sam Torres	7	1
17 Taylor Ellsworth	7	7
41 Danielle Gibson	5	5
23 Hannah McEwen	4	1
14 Kacie Hoffmann	3	2
28 Rylin Hedgecock	2	2
22 Linnie Malkin	2	2
15 Spencer Prigge	2	-
99 Audrie LaValley	2	2
7 Chenise Delce	1	1
10 Ally Sockey	1	-
6 Cally Kildow	1	1
1 Raigan Kramer	1	1



Arkansas Softball  
Overall Statistics for Arkansas (as of Feb 28, 2022)  
(All games Sorted by Batting avg)



Record: 9-4 Home: 6-2 Away: 0-0 Neutral: 3-2 SEC: 0-0

Player	avg	gp-gs	ab	r	h	2b	3b	hr	rbi	tb	slg%	bb	hp	so	gdp	ob%	sf	sh	sb-att	po	a	e	fld%
41 Danielle Gibson	.600	13-13	35	14	21	6	0	3	13	36	1.029	5	2	4	0	.667	0	0	0-0	67	4	1	.986
17 Taylor Ellsworth	.432	13-13	37	13	16	6	0	1	11	25	.676	6	2	5	0	.533	0	1	0-0	84	8	0	1.000
20 Hannah Gammill	.400	13-13	30	13	12	2	0	6	19	32	1.067	8	5	6	0	.581	0	0	0-0	12	21	3	.917
42 Sam Torres	.345	12-9	29	6	10	1	0	0	4	11	.379	3	0	2	0	.406	0	1	0-0	9	0	0	1.000
8 KB Sides	.243	13-13	37	15	9	1	0	2	3	16	.432	14	0	6	0	.442	1	0	14-15	12	0	0	1.000
23 Hannah McEwen	.231	13-13	39	11	9	4	0	1	10	16	.410	5	4	7	0	.360	2	0	1-1	26	0	0	1.000
-----																							
6 Cally Kildow	1.000	7-0	2	4	2	0	0	0	2	2	1.000	0	0	0	0	1.000	0	0	1-1	1	0	0	1.000
22 Linnie Malkin	.500	5-5	12	2	6	1	0	2	6	13	1.083	3	0	2	0	.600	0	0	0-1	2	0	0	1.000
28 Rylin Hedgecock	.400	5-3	10	1	4	0	0	1	2	7	.700	0	0	1	0	.400	0	0	0-0	0	0	0	.000
14 Kacie Hoffmann	.368	8-7	19	5	7	0	0	3	6	16	.842	0	2	3	0	.429	0	0	0-0	0	0	0	.000
7 Chenise Delce	.250	4-3	8	0	2	0	0	0	1	2	.250	0	0	2	0	.222	1	0	0-0	0	1	0	1.000
1 Raigan Kramer	.200	3-2	5	1	1	0	0	0	0	1	.200	0	0	2	0	.200	0	0	0-0	3	1	3	.571
99 Audrie LaValley	.174	11-11	23	4	4	1	0	0	4	5	.217	5	1	6	0	.323	2	1	0-0	19	13	1	.970
15 Spencer Prigge	.091	6-6	11	0	1	0	0	0	2	1	.091	4	0	4	0	.333	0	2	0-0	7	8	0	1.000
10 Ally Sockey	.000	11-8	14	2	0	0	0	0	0	0	.000	1	0	7	0	.067	0	2	0-0	4	10	3	.824
0 Kaitlyn Howard	.000	4-0	3	0	0	0	0	0	0	0	.000	0	0	2	0	.000	0	0	0-1	0	0	0	.000
12 Abby Gordon	.000	2-0	2	0	0	0	0	0	0	0	.000	0	0	0	0	.000	0	0	0-0	0	0	0	.000
18 Marlene Friedman	.000	5-0	0	5	0	0	0	0	0	0	.000	0	0	0	0	.000	0	0	0-0	0	0	0	.000
Totals	.329	13	316	96	104	22	0	19	83	183	.579	54	16	59	0	.444	6	7	16-19	247	75	12	.964
Opponents	.271	13	325	56	88	15	1	13	54	144	.443	32	7	85	0	.348	1	12	5-10	223	73	19	.940

LOB - Team (81), Opp (75). DPs turned - Team (3), Opp (1). IBB - Team (1), Gibson 1, Opp (1).

(All games Sorted by Earned run avg)

Player	era	w-l	app	gs	cg	sho	sv	ip	h	r	er	bb	so	2b	3b	hr	b/avg	wp	hp	bk	sfa	sha
99 Audrie LaValley	0.00	0-0	1	1	0	0/1	0	0.0	0	0	0	0	0	0	0	0		0	0	0	0	0
4 Mary Haff	3.26	4-2	9	4	0	0/1	1	34.1	27	17	16	10	30	8	0	4	.220	1	3	0	1	5
72 Jenna Bloom	3.29	2-0	5	2	0	0/0	0	17.0	21	9	8	4	19	2	0	2	.300	1	3	0	0	3
7 Chenise Delce	4.01	3-1	8	4	1	1/2	0	22.2	28	16	13	8	30	5	0	4	.295	1	1	0	0	2
44 Callie Turner	6.56	0-1	5	2	0	0/2	0	5.1	5	7	5	8	3	0	0	1	.227	2	0	0	0	2
5 Lauren Howell	16.33	0-0	4	0	0	0/0	0	3.0	7	7	7	2	3	0	1	2	.467	2	0	0	0	0
Totals	4.17	9-4	13	13	1	3/2	1	82.1	88	56	49	32	85	15	1	13	.271	7	7	0	1	12
Opponents	7.53	4-9	13	13	1	1/0	0	74.1	104	96	80	54	59	22	0	19	.329	4	16	0	6	7

Arkansas SEC Only Season Stats



Arkansas Softball  
Conference statistics for Arkansas (as of May 04, 2021)  
(SEC games only Sorted by Batting avg)



Record: 19-6 Home: 8-4 Away: 11-1 SEC: 19-6

Player	avg	ab	r	h	2b	3b	hr	rbi	tb	slr%	bb	so	cs	sf	obp%	st	sh	cs-att	go	a	e	fld%	
41 Danielle Gibson	.316	21-21	78	9	28	7	0	6	17	.46	.616	6	0	12	0	.350	2	0	0-0	135	5	0	1.000
42 Sam Torres	.306	24-24	62	10	19	0	0	0	3	.19	.306	9	1	15	0	.403	0	3	1-1	35	0	0	1.000
28 Hannah McEwen	.288	21-21	59	16	17	2	0	2	9	.26	.424	17	2	9	1	.462	0	0	1-1	40	2	1	.977
25 Braxton Burnside	.286	23-23	63	18	18	4	0	10	19	.52	.825	23	3	14	1	.494	0	0	0-0	38	42	3	.964
66 Aly Monzo	.290	24-24	61	1	14	2	0	0	4	.16	.262	2	1	10	1	.266	0	1	0-0	12	1	0	1.000
13 Kayla Green	.227	24-24	75	10	17	3	0	6	12	.38	.507	7	3	18	0	.318	0	1	0-0	151	8	0	1.000
22 Linnie Malkin	.192	24-24	78	8	16	1	0	6	11	.31	.397	4	4	22	2	.267	0	0	0-0	12	1	0	1.000
16 Keely Huffine	.155	24-24	58	5	9	0	0	1	2	.12	.207	6	2	20	0	.254	1	3	1-1	50	32	6	.932
-----																							
20 Hannah Gammill	.194	12-12	31	7	6	2	0	2	5	.14	.452	8	5	6	0	.432	0	1	0-0	11	16	0	1.000
21 Lauren Groves	.148	5-2	7	1	1	0	0	0	2	.1	.148	1	1	5	0	.333	0	0	0-0	0	0	0	.000
1 Ryan Jackson	.118	10-4	17	1	2	0	0	0	1	.2	.118	1	2	4	0	.250	0	0	0-0	9	0	0	1.000
28 Rylin Hedgecock	.111	10-0	9	0	1	0	0	0	1	.1	.111	1	0	2	0	.200	0	0	0-0	0	0	0	.000
3 Larissa Cesena	.100	24-0	10	3	1	1	0	0	0	.2	.200	2	0	7	0	.250	0	1	0-0	9	0	0	1.000
2 Valerie Ventura	.100	6-5	10	0	1	0	0	0	1	.1	.100	0	0	5	0	.100	0	0	0-0	4	12	4	.818
24 Nicole Duncan	.000	8-7	16	1	0	0	0	0	1	.0	.000	3	2	6	0	.238	0	2	0-0	3	15	0	1.000
99 Audrie LeValley	.000	2-1	2	1	0	0	0	0	0	.0	.000	0	1	1	0	.333	0	0	0-0	1	2	0	1.000
18 Marlene Friedman	.000	7-0	0	0	0	0	0	0	0	.0	.000	0	0	0	0	.000	0	0	0-0	0	0	0	.000
6 Colby Kildow	.000	12-0	0	4	0	0	0	0	0	.0	.000	0	0	0	0	.000	0	0	0-0	0	0	0	.000
Totals	.228	24	631	95	144	22	0	31	88	.259	.410	89	27	156	5	.347	3	12	3-3	516	162	14	.980
Opponents	.218	24	650	61	142	26	2	17	57	.223	.343	33	16	140	6	.272	2	7	3-6	497	150	17	.974

LOB - Team (170), Opp (131). OPe turned - Team (9), Opp (6). JBB - Team (7), Burnside 5, Gibson 2, Opp (1).

(SEC games only Sorted by Earned run avg)

Player	era	w-l	ab	cs	on	sho	sv	to	h	r	er	bb	so	2b	3b	hr	b/sv	wr	bb	bks	sho
9 Autumn Storme	1.24	4-1	12	7	2	2/2	8	46.0	35	18	8	8	31	6	0	2	.207	1	6	0	3
4 Mary Haff	2.01	11-3	19	11	7	1/1	4	87.0	63	26	25	15	79	7	1	9	.197	1	7	0	3
72 Jenna Bloom	2.41	4-1	8	5	0	0/1	0	32.0	33	11	11	7	24	11	0	4	.268	2	2	0	1
31 Allie Light	2.80	0-0	2	0	0	0/0	0	5.0	8	6	2	1	3	1	1	1	.348	1	0	0	0
5 Lauren Howell	9.33	0-0	2	1	0	0/0	0	8.0	3	6	4	2	3	1	0	1	.200	2	1	0	0
Totals	2.03	19-5	24	24	9	5/2	7	172.0	142	61	50	33	140	26	2	17	.218	7	16	0	2
Opponents	3.38	5-19	24	24	9	1/0	1	165.2	144	95	80	89	156	22	0	31	.228	7	27	0	3

PB - Team (1), Green 1, Opp (2). SBA/ATT - Green (3-6), Haff (1-2), Bloom (1-2), Light (0-1), Storme (1-1).

Home Run Tracker

#	Date	Player	Opponent	Site	# of Runs	Inning	Lineup Spot	Game Result
1	2-12-2022	Hannah Gammill	Long Beach State	Puerto Vallarta, Mexico	3	2	5	W, 10-5 (5)
2	2-18-2022	Danielle Gibson	Illinois	Fayetteville, Ark.	2	3	4	W, 6-3
3!	2-18-2022	Hannah Gammill	Illinois	Fayetteville, Ark.	2	5	5	W, 6-3
4!	2-18-2022	Kacie Hoffman	Illinois	Fayetteville, Ark.	1	5	6	W, 6-3
5	2-18-2022	KB Sides	Illinois	Fayetteville, Ark.	1	6	1	W, 6-3
6	2-19-2022	Hannah Gammill	Wichita State	Fayetteville, Ark.	4	3	5	W, 7-4
7	2-19-2022	Danielle Gibson	Wichita State	Fayetteville, Ark.	2	4	4	W, 7-4
8	2-20-2022	Hannah McEwen	Illinois	Fayetteville, Ark.	2	3	2	L, 8-6
9	2-20-2022	KB Sides	Illinois	Fayetteville, Ark.	1	5	1	L, 8-6
10	2-20-2022	Hannah Gammill	Illinois	Fayetteville, Ark.	3	5	5	L, 8-6
11	2-20-2022	Kacie Hoffman	Western Illinois	Fayetteville, Ark.	1	4	6	W, 13-3 (5)
12	2-20-2022	Taylor Ellsworth	Western Illinois	Fayetteville, Ark.	3	4	3	W, 13-3(5)
13	2-27-2022	Danielle Gibson	Louisville	Fayetteville, Ark.	2	5	4	W, 8-5
14#	2-27-2022	Hannah Gammill	Louisville	Fayetteville, Ark.	3	6	5	W, 8-5
15	2-28-2022	Linnie Malkin	Louisville	Fayetteville, Ark.	2	4	6	L, 8-4
16	2-28-2022	Kacie Hoffman	Louisville	Fayetteville, Ark.	1	7	7	L, 8-4
17*	2-28-2022	Rylin Hedgecock	Louisville	Fayetteville, Ark.	1	7	9	L, 8-4
18	2-28-2022	Linnie Malkin	Louisville	Fayetteville, Ark.	3	2	6	W, 14-0 (5)
19	2-28-2022	Hannah Gammill	Louisville	Fayetteville, Ark.	2	4	5	W, 14-0 (5)

! - back-to-back | \* - pinch hitter | # go ahead | \$ walk off

Game by Game Starters   by Position											
Date	Opponent	SP	C	1B	2B	3B	SS	LF	CF	RF	DP
F10	Rutgers	Haff	Ellsworth	Gibson	LaValley	Gammill	Prigge	McEwen	Sides	Malkin	Hedgecock
F11	Memphis	Turner	Ellsworth	Gibson	LaValley	Gammill	Prigge	McEwen	Sides	Malkin	Hedgecock
DH	Washington	Delce	Ellsworth	Gibson	LaValley	Gammill	Prigge	McEwen	Sides	Malkin	Hedgecock
F12	Long Beach State	Delce	Ellsworth	Gibson	Sockey	Gammill	Prigge	McEwen	Sides	Torres	LaValley
DH	Washington	Haff	Ellsworth	Gibson	LaValley	Gammill	Prigge	McEwen	Sides	Torres	Delce
F17	Wichita State (Postponed)	-	-	-	-	-	-	-	-	-	-
DH	Illinois	Haff	Ellsworth	Gibson	LaValley	Gammill	Prigge	McEwen	Sides	Torres	Hoffman
F19	Wichita State	Bloom	Ellsworth	Gibson	LaValley	Gammill	Sockey	McEwen	Sides	Torres	Hoffman
DH	Longwood	Delce	Ellsworth	Gibson	LaValley	Gammill	Sockey	McEwen	Sides	Torres	Hoffman
F20	Illinois	Bloom	Ellsworth	Gibson	LaValley	Gammill	Sockey	McEwen	Sides	Torres	Hoffman
DH	Western Illinois	Delce	Ellsworth	Gibson	LaValley	Gammill	Sockey	McEwen	Sides	Torres	Hoffman
F27	Louisville	Haff	Ellsworth	Gibson	LaValley	Gammill	Sockey	McEwen	Sides	Torres	Hoffman
F28	Louisville	Turner	Ellsworth	Gibson	Kramer	Gammill	Sockey	McEwen	Sides	Torres	Malkin
DH	Louisville	Delce	Ellsworth	Gibson	Kramer	Gammill	Sockey	McEwen	Sides	Malkin	Hoffman
M03	Missouri State										
M04	Kennesaw State										
DH	Kansas City										
M05	Missouri State										
DH	Kennesaw State										
M06	Kansas City										
M10	Liberty										
M11	Lehigh										
DH	Maryland										
M12	Maryland										
DH	James Madison										
M13	Lehigh										
M18	Tennessee										
M19	Tennessee										
M20	Tennessee										
M25	LSU										
M26	LSU										
M27	LSU										
A01	Ole Miss										
A02	Ole Miss										
A03	Ole Miss										
A05	Central Arkansas										
A08	Auburn										
A09	Auburn										
A10	Auburn										
A15	Kentucky										
A16	Kentucky										
A17	Kentucky										
A22	Florida										
A23	Florida										
A24	Florida										
A29	South Carolina										
A30	South Carolina										
M01	South Carolina										
M06	Texas A&M										
M07	Texas A&M										
M08	Texas A&M										

Easton Razorback Rumble											
Date	Opponent	1	2	3	4	5	6	7	8	9	FX
F10	Rutgers	Sides	McEwen	Ellsworth	Gibson	Gammill	Malkin	Prigge	Hedgecock	LaValley	Haff
F11	Memphis	Sides	McEwen	Ellsworth	Gibson	Gammill	Malkin	Prigge	Hedgecock	LaValley	Turner
DH	Washington	Sides	McEwen	Ellsworth	Gibson	Gammill	Malkin	Prigge	Hedgecock	LaValley	Delce
F12	Long Beach State	Sides	McEwen	Ellsworth	Gibson	Gammill	Prigge	LaValley	Torres	Sockey	Delce
DH	Washington	Sides	McEwen	Ellsworth	Gibson	Gammill	Prigge	Delce	LaValley	Torres	Haff
F17	Wichita State										
DH	Illinois	Sides	McEwen	Ellsworth	Gibson	Gammill	Hoffman	Prigge	LaValley	Torres	Haff
F19	Wichita State	Sides	McEwen	Ellsworth	Gibson	Gammill	Hoffman	Torres	LaValley	Sockey	Bloom
DH	Longwood	Sides	McEwen	Ellsworth	Gibson	Gammill	Hoffman	Torres	LaValley	Sockey	Delce
F20	Illinois	Sides	McEwen	Ellsworth	Gibson	Gammill	Hoffman	Torres	LaValley	Sockey	Bloom
DH	Western Illinois	Sides	McEwen	Ellsworth	Gibson	Gammill	Torres	Hoffman	LaValley	Sockey	Delce
F27	Louisville	Sides	McEwen	Ellsworth	Gibson	Gammill	Torres	Hoffman	LaValley	Sockey	Haff
F28	Louisville	Sides	McEwen	Ellsworth	Gibson	Gammill	Malkin	Torres	Sockey	Kramer	Turner
DH	Louisville	Sides	McEwen	Ellsworth	Gibson	Gammill	Malkin	Hoffman	Sockey	Kramer	Delce
M03	Missouri State										
M04	Kennesaw State										
DH	Kansas City										
M05	Missouri State										
DH	Kennesaw State										
M06	Kansas City										
M10	Liberty										
M11	Lehigh										
DH	Maryland										
M12	Maryland										
DH	James Madison										
M13	Lehigh										
M18	Tennessee										
M19	Tennessee										
M20	Tennessee										
M25	LSU										
M26	LSU										
M27	LSU										
A01	Ole Miss										
A02	Ole Miss										
A03	Ole Miss										
A05	Central Arkansas										
A08	Auburn										
A09	Auburn										
A10	Auburn										
A15	Kentucky										
A16	Kentucky										
A17	Kentucky										
A22	Florida										
A23	Florida										
A24	Florida										
A29	South Carolina										
A30	South Carolina										
M01	South Carolina										
M06	Texas A&M										
M07	Texas A&M										
M08	Texas A&M										





KAITLYN HOWARD

UTL • L/L • 5-7 • Sophomore  
East End, Ark. • Sheridan HS

00

SEASON HIGHS			
Category	No.	Opponent (Last)	Date
Hits	-	-	-
Doubles	-	-	-
Triples	-	-	-
Home Runs	-	-	-
RBI's	-	-	-
Runs	-	-	-
Walks	-	-	-
ABs	-	-	-

CAREER HIGHS			
Category	No.	Opponent (Last)	Date
Hits	-	-	-
Doubles	-	-	-
Triples	-	-	-
Home Runs	-	-	-
RBI's	-	-	-
Runs	-	-	-
Walks	-	-	-
ABs	-	-	-

SEASON HIGHS			
Category	No.	Opponent (Last)	Date
Innings	-	-	-
Longest Start	-	-	-
Shortest Start	-	-	-
Longest Relief	-	-	-
Hits	-	-	-
Runs	-	-	-
Earned Runs	-	-	-
Walks	-	-	-
Strikeouts	-	-	-
Pitches	-	-	-

CAREER HIGHS			
Category	No.	Opponent (Last)	Date
Innings	1.0	Northwestern St.	3/6/21
Longest Start	-	-	-
Shortest Start	-	-	-
Longest Relief	1.0	Northwestern St.	3/6/21
Hits	4	Northwestern St.	3/6/21
Runs	2	Northwestern St.	3/6/21
Earned Runs	2	Northwestern St.	3/6/21
Walks	1	Northwestern St.	3/6/21
Strikeouts	-	-	-
Pitches	29	Northwestern St.	3/6/21

Kaitlyn Howard Career Stats																						
Year	g	gs	inn	ip	h	r	er	bb	so	2b	3b	hr	bf	avg	ops	slg	stl	sho	sho	sho	sho	sho
2021	14.00	14.00	14.00	14.00	14.00	14.00	14.00	14.00	14.00	14.00	14.00	14.00	14.00	14.00	14.00	14.00	14.00	14.00	14.00	14.00	14.00	14.00
TOTAL	14.00	14.00	14.00	14.00	14.00	14.00	14.00	14.00	14.00	14.00	14.00	14.00	14.00	14.00	14.00	14.00	14.00	14.00	14.00	14.00	14.00	14.00



RAIGAN KRAMER

INF • L/R • 5-4 • Freshman  
Topeka, Kan. • Seaman HS

1

SEASON HIGHS			
Category	No.	Opponent (Last)	Date
Hits	1	Louisville	2/28/22
Doubles	-	-	-
Triples	-	-	-
Home Runs	-	-	-
RBI's	-	-	-
Runs	-	-	-
Walks	-	-	-
ABs	-	-	-

CAREER HIGHS			
Category	No.	Opponent (Last)	Date
Hits	-	-	-
Doubles	-	-	-
Triples	-	-	-
Home Runs	-	-	-
RBI's	-	-	-
Runs	-	-	-
Walks	-	-	-
ABs	-	-	-

BIO CONTINUED

Raigan Kramer Career Stats																						
Year	g	gs	inn	ip	h	r	er	bb	so	2b	3b	hr	bf	avg	ops	slg	stl	sho	sho	sho	sho	sho
2021	14.00	14.00	14.00	14.00	14.00	14.00	14.00	14.00	14.00	14.00	14.00	14.00	14.00	14.00	14.00	14.00	14.00	14.00	14.00	14.00	14.00	14.00
TOTAL	14.00	14.00	14.00	14.00	14.00	14.00	14.00	14.00	14.00	14.00	14.00	14.00	14.00	14.00	14.00	14.00	14.00	14.00	14.00	14.00	14.00	14.00



# VALERIE VENTURA

INF • R/R • 5-6 • Redshirt Junior  
Oxnard, Calif. • Rio Mesa HS

2

SEASON HIGHS			
Category	No.	Opponent (Last)	Date
Hits	-	-	-
Doubles	-	-	-
Triples	-	-	-
Home Runs	-	-	-
Total Bases	-	-	-
RBI's	-	-	-
Runs	-	-	-
Walks	-	-	-
ABs	-	-	-

CAREER HIGHS			
Category	No.	Opponent (Last)	Date
Hits	2	2x (Villanova)	2/29/20
Doubles	1	Villanova	2/29/20
Triples	-	-	-
Home Runs	-	-	-
Total Bases	3	Villanova	2/29/20
RBI's	1	8x (Ole Miss)	3/19/21
Runs	2	Villanova	2/29/20
Walks	1	2x (Marist)	2/23/20
ABs	3	8x (Kansas City)	3/23/21

## BIO CONTINUED

South Dakota State (Feb. 21).

**As a Freshman (2019):** Was granted a medical redshirt for her first season at Arkansas.

**Prior to Arkansas:** Held a career batting average of .468 for Rio Mesa High school... Recorded 102 hits, 72 RBI's, 103 runs, 17 homers while slugging .839... Batted .494 during her senior year of high school with 38 hits on 34 runs with 9 homers while slugging 1.012... Led the team to a 23-0-1 record before suffering an injury during her final season at Rio Mesa... Was named to the 2015 and 2017 First Team All-Ventura County and the First team Pacific View League... 2017 All-Tournament Team for the TNT National Tournament ...Hit a three run walk-off home run in the championship game against the Cal A's Quales for her club team... Also lettered four years for the Rio Mesa High School girls basketball team.

**Personal:** Daughter of Andy and Nancy Ventura... Has two siblings, Andrew and Krystin.

Valerie Ventura Career Stats																			
Year	avg	g	pts	ab	r	b	2b	3b	hr	rbi	tb	slg%	bb	hbp	so	gdp	sh%	sf	sb
2020	.263	24-18	38	10	10	1	0	0	6	11	.289	2	0	10	2	.300	0	3	0-0
2021	.150	16-8	20	1	3	0	0	0	2	3	.150	0	0	8	0	.150	0	0	0-0
TOTAL	.224	40-26	58	11	13	1	0	0	8	14	.241	2	0	18	2	.250	0	3	0-0



# LARISSA CESENA • Suh-SANE-ya

INF/OF • R/R • 5-7 • Redshirt Junior  
Riverside, Calif. • Martin Luther King HS

3

SEASON HIGHS			
Category	No.	Opponent (Last)	Date
Hits	-	-	-
Doubles	-	-	-
Triples	-	-	-
Home Runs	-	-	-
Total Bases	-	-	-
RBI's	-	-	-
Runs	-	-	-
Walks	-	-	-
ABs	-	-	-

CAREER HIGHS			
Category	No.	Opponent (Last)	Date
Hits	1	6x (Auburn)	4/3/21
Doubles	1	Auburn	4/3/21
Triples	-	-	-
Home Runs	-	-	-
Total Bases	2	Auburn	4/3/21
RBI's	1	(2x) Kansas City	3/23/21
Runs	2	Georgia	4/16/21
Walks	1	5x (Georgia)	4/16/21
ABs	3	2x (North Dakota St.)	2/25/21


## BIO CONTINUED

**As a Freshman (2019):** Was granted a medical redshirt for her first season at Arkansas.

**Prior to Arkansas:** Ranked No. 48 in the final FloSoftball Hot 100... Led Martin Luther King High School to four appearances to the CIF playoffs, earning team MVP honors after her junior season... As a member of the Explosion Travel ball team, was part of a top-eight finish at PGF Nationals in 2016... Was also a member of her school's track team and owns two school records.

**Persona:** Daughter of Eddie and Misti Cesena... Has two younger brothers, Seth and Luke... Aunt, Mia Cesena, played softball at Loyola Marymount (2006-09) and was a two-time all-conference selection... Majoring in Recreation and Sports Management... Goes by the nickname, Lari... Has over 55k followers on Tik Tok (@Lariluv) and post of this year's videoboard shoot has over 980k views.

Larissa Cesena Career Stats																			
Year	avg	g	pts	ab	r	b	2b	3b	hr	rbi	tb	slg%	bb	hbp	so	gdp	sh%	sf	sb
2020	.250	9-1	8	3	2	0	0	0	0	2	.250	1	0	2	0	.333	0	0	0-0
2021	.138	47-5	29	8	4	1	0	0	2	5	.172	4	1	15	0	.265	0	2	0-0
TOTAL	.162	56-6	37	11	6	1	0	0	2	7	.189	5	1	17	0	.279	0	2	0-0



# MARY HAFF

RHP • R/R • 5-10 • Redshirt Senior  
Winter Haven, Fla. • Lake Region HS

4

SEASON HIGHS			
Category	No.	Opponent (Last)	Date
Innings	6.0	Illinois	2/18/22
Longest Start	6.0	Illinois	2/18/22
Shortest Start	1.0	Louisville	2/27/22
Longest Relief	4.0	2x (Louisville)	2/28/22
Hits	8	Illinois	2/20/21
Runs	6	2x (Illinois)	2/20/22
Earned Runs	6	2x (Illinois)	2/20/22
Walks	4	Washington	2/12/22
Strikeouts	6	Wichita State	2/19/22
Pitches	113	Washington	2/12/22

CAREER HIGHS			
Category	No.	Opponent (Last)	Date
Innings	10.0	Liberty	3/16/21
Longest Start	10.0	Liberty	3/16/21
Shortest Start	0.1	Ole Miss	3/9/19
Longest Relief	8.2	McNeese	2/20/21
Hits	10	LSU	5/4/18
Runs	7	UTA	3/26/19
Earned Runs	6	Illinois	2/20/22
Walks	6	McNeese	2/21/21
Strikeouts	16	Furman	4/14/19
Pitches	149	McNeese	2/20/21

## BIO CONTINUED


high 6.1 innings of shutout ball, allowing two hits against Montana (Feb. 22).

**As a Sophomore (2019):** Recorded seven shutouts and three one-hitter performances... Started the season throwing 20 consecutive innings without allowing a run... Recorded a career-high and tied the program single-game record with 16 strikeouts in 7.2 innings against Furman (April 14)... Posted five 10+ strikeout performances... tied for most saves in a season in school history.

**As a Freshman (2018):** 29 wins is a single-season program best... Threw the seventh no-hitter in program history in a 9-0 win over Northern Colorado (March 2)... Registered seven one-hitters ... Had 12 outings posting seven or more strikeouts coupled with one or fewer walks... Tallied three wins without allowing a run in 18.2 innings, including a pair of complete-game shutouts over DePaul (May 18) and Wichita State (May 19) in the NCAA Fayetteville Regional.

**Personal:** Daughter of Ron and Tula Haff... Majoring in Pre Med ... Broke her ankle during prime recruiting year in high school, Deifel saw her at a premier tournament in Colorado and said “I went and saw her and was like, ‘Holy crap, she’s still available.’”

Mary Haff Career Stats																								
Year	era	w-l	wpa	gs	cg	sho	sv	ip	b	r	er	h	so	2b	3b	hr	bb	hbp	wp	hbp	bk	sh	sho	
2018	1.51	29-7	45	31	19	11/1	2	213.1	118	53	46	44	249	16	1	20	827	.157	9	20	0	0	11	
2019	1.88	18-11	41	26	11	7/0	5	160.1	112	63	43	32	180	19	1	14	665	.190	9	29	0	2	14	
2020	1.89	4-1	13	6	1	0/1	1	37.0	32	15	10	11	40	4	2	6	157	.227	1	3	0	1	1	
2021	1.55	26-7	40	25	15	5/2	5	198.1	128	54	44	39	198	14	1	18	786	.192	2	12	0	4	11	
TOTAL	1.64	77-25	139	88	45	23/4	13	609.0	400	185	143	126	667	53	5	58	2435	.182	21	64	0	7	37	



# LAUREN HOWELL

RHP • R/R • 5-7 • Sophomore  
Jefferson City, Mo. • Helias Catholic HS

5

SEASON HIGHS			
Category	No.	Opponent (Last)	Date
Innings	2.0	Western Illinois	2/20/22
Longest Start	-	-	-
Shortest Start	-	-	-
Longest Relief	2.0	Western Illinois	2/20/22
Hits	3	Louisville	2/28/22
Runs	3	2x (Louisville)	2/28/22
Earned Runs	3	2x (Louisville)	2/28/22
Walks	1	2x (Western Illinois)	2/20/22
Strikeouts	2	Western Illinois	2/20/22
Pitches	16	#7 Washington	2/11/22

CAREER HIGHS			
Category	No.	Opponent (Last)	Date
Innings	4.1	2x (Drake)	3/4/21
Longest Start	4.1	2x (Drake)	3/4/21
Shortest Start	3.1	McNeese	2/20/21
Longest Relief	2.2	Oklahoma State	2/11/21
Hits	6	2x (Northwestern St.)	3/5/21
Runs	4	2x (UTA)	2/22/21
Earned Runs	3	5x (Western Illinois)	2/20/22
Walks	5	UTA	2/22/21
Strikeouts	3	Southeast Missouri	2/26/21
Pitches	85	UTA	2/22/21

## BIO CONTINUED

**Prior to Arkansas:** Finished Helias Catholic High School career with a 1.40 ERA, 47-11 record and 646 strikeouts ... Rated the No. 31 overall prospect in the 2020 class by Extralnngs and No. 40 by FloSoftball ... Tabled the No. 15 pitcher in her class by Extralnngs ... Named to the Class 3A All-State First Team as a sophomore and junior ... Selected to the Class 3A All-Region First team as a sophomore and junior ... Three-time First Team All-District selection ... Earned Academic All-State recognition as a junior and senior and was on the honor roll all four years of high school ... Went 4-0 inside the circle and recorded two saves over 34 innings pitched in her injury-shortened senior campaign ... Compiled a 1.44 ERA with 67 strikeouts to 12 walks ... Part of a Crusader team that captured the 2019 Class 3 state championship ... As a junior compiled a 0.64 ERA in 132 innings with 214 strikeouts ... Played travel ball for the DeMarini Aces ... Struck out 214 with a 1.50 ERA for the Aces in 2019.

**Personal:** Daughter of Jay and Rachelle Howell ... Has two younger siblings, Hayden and Harper ... Plans to major in business ... After her playing career, wants to take over the family business, Howell's Carpet ... Competed in dance and cheerleading prior to playing softball/

Lauren Howell Career Stats																								
Year	era	w-l	wpa	gs	cg	sho	sv	ip	b	r	er	h	so	2b	3b	hr	bb	hbp	wp	hbp	bk	sh	sho	
2021	5.01	2-8	6	4	0	0/0	0	22.1	25	20	16	11	9	5	0	1	109	.288	5	4	0	0	1	
TOTAL	5.01	2-8	6	4	0	0/0	0	22.1	25	20	16	11	9	5	0	1	109	.288	5	4	0	0	1	





CALLY KILDOW • Kill-DOW

UTL • R/R • 5-7 • Sophomore  
Gravette, Ark. • Gravette HS

6

SEASON HIGHS			
Category	No.	Opponent (Last)	Date
Hits	2	Longwood	2/19/22
Doubles	-	-	-
Triples	-	-	-
Home Runs	-	-	-
RBIs	2	Longwood	2/19/22
Runs	2	Longwood	2/19/22
Walks	-	-	-
ABs	2	Longwood	2/19/22

CAREER HIGHS			
Category	No.	Opponent (Last)	Date
Hits	2	Longwood	2/19/22
Doubles	-	-	-
Triples	-	-	-
Home Runs	-	-	-
RBIs	2	Longwood	2/19/22
Runs	1	11x (Stanford)	5/23/21
Walks	-	-	-
ABs	2	Longwood	2/19/22

BIO CONTINUED

185 innings pitched in the 2017 season are the fifth most in a single season in state history ... Two-time all-state selection and 2017 MaxPreps All-American ... Was only able to play in one game her senior season due to the COVID-19 pandemic ... As a junior hit .464 (39-for-84) with seven doubles, one triple, 19 runs scored and 24 RBI over 26 games played ... Slashed .464/.473/.571 ... Made 20 pitching appearances, tossed 61 innings of work and went 4-5 with seven saves and 80 strikeouts ... Was not 100% due to an injury suffered the prior year ... Missed entire sophomore season due a broken bone which was suffered during a state tournament basketball game ... Played travel ball for the DeMarini Aces and garnered USA Elite All-American honors in 2014 ... Also played basketball for two seasons at Gravette and averaged 11.0 points per game ... Additionally competed in track and field for Gravette.

**Personal:** Has two siblings, McCoy and Sydney ... Plans on majoring in business and working in the fashion design industry after graduation.

Cally Kildow Career Stats

Year	avg	g	IP	W	L	2B	3B	HR	ER	BB	SO	WHIP	ERA	IP%	W-L	Sv	ERA	NP
2021	.000	28-0	0	12	0	0	0	0	0	0	0	.000	0	0	1-1	0	0	.000
TOTAL	.000	28-0	0	12	0	0	0	0	0	0	0	.000	0	0	1-1	0	0	.000

BIO

**Career Accolades:** SEC First-Year Academic Honor Roll (2021)

**As a Freshman (2021):** Appeared in 28 games as a pinch runner scoring 12 runs, also saw action in two games in right field, but did not record any fielding statistics ... Made collegiate debut in the season opener, scoring a run against Oklahoma State (Feb. 11) ... Stole her first career base against Kansas (March 5) ... Scored three runs in the NCAA Tournament against Manhattan (May 21), Stanford (May 23) and Arizona (May 28).

**Prior to Arkansas:** Three-time letter winner at Gravette High School for head coach Taos Jones ...Posted a career ERA of 1.14 and a .448 batting average ... In addition to her pitching duties, played shortstop and third base ... Rated No. 57 in the FloSoftball Hot 100 and No. 121 prospect by Extralnngs ... Ranks inside the top-10 in numerous Arkansas state high school single-season records ... Her 331 strikeouts in 2017 ranks third-most in a single-season in Arkansas state history ... Her 16 shutouts in 2017 rank second all-time in a single-season and her three no-hitters that season is tied for 10th-most ... Her

GAME-BY-GAME

#6 Cally Kildow - 7 games (All games)

Date	Opponent	Pos	AB	R	H	RBI	2B	3B	HR	BB	SB	CS	HBP	SAC	SF	GDP	K	PO	A	E	Avg
Feb 10	vs Rutgers	of	0	0	0	0	0	0	0	0	0	0	0	0	0	0	0	0	0	0	.000
Feb 11	vs MemphisNew	pr/of	0	0	0	0	0	0	0	0	0	0	0	0	0	0	0	0	0	0	.000
Feb 11	vs Washington	of	0	0	0	0	0	0	0	0	0	0	0	0	0	0	0	0	0	0	.000
Feb 12	vs Long Beach Stat	pr	0	1	0	0	0	0	0	0	0	0	0	0	0	0	0	0	0	0	.000
Feb 12	vs Washington	pr	0	0	0	0	0	0	0	0	1	0	0	0	0	0	0	0	0	0	.000
Feb 19	LONGWOOD	ph/1	2	2	2	2	0	0	0	0	0	0	0	0	0	0	0	1	0	0	1.000
Feb 28	LOUISVILLE	pr/2b	0	1	0	0	0	0	0	0	0	0	0	0	0	0	0	0	0	0	1.000
Totals		Ogs	2	4	2	2	0	0	0	0	1	0	0	0	0	0	0	1	0	0	1.000

On base pct. 1.000 • Slugging pct. 1.000



CHENISE DELCE

RHP/UTL • R/R • 5-5 • Redshirt Junior  
Oklahoma City, Okla. • Tulsa (Carl Albert HS)

7

SEASON HIGHS			
Category	No.	Opponent (Last)	Date
Innings	5.1	Washington	2/12/22
Longest Start	5.1	Washington	2/12/22
Shortest Start	2.0	Longwood	2/19/22
Longest Relief	4.0	Long Beach State	2/12/22
Hits	7	Washington	2/11/22
Runs	5	Washington	2/11/22
Earned Runs	3	Western Illinois	2/20/22
Walks	3	Washington	2/11/22
Strikeouts	10	Louisville	2/28/22
Pitches	115	Washington	2/11/22

CAREER HIGHS			
Category	No.	Opponent (Last)	Date
Innings	9.0*	Iowa	2/9/19
Longest Start	9.0*	Iowa	2/9/19
Shortest Start	1.0*	Memphis	4/18/21
Longest Relief	4.2*	Omaha	3/6/21
Hits	8*	USF	4/9/21
Runs	9*	Texas A&M	2/26/21
Earned Runs	7*	Texas A&M	2/26/21
Walks	6*	Texas State	2/23/20
Strikeouts	13*	East Carolina	4/23/21
Pitches	134*	Northern Iowa	3/1/19

SEASON HIGHS			
Category	No.	Opponent (Last)	Date
Hits	1	2x (Western Illinois)	2/20/22
Doubles	-	-	-
Triples	-	-	-
Home Runs	-	-	-
RBIs	1	Long Beach State	2/12/22
Runs	-	-	-
Walks	-	-	-
ABs	4	Washington	2/12/22

CAREER HIGHS			
Category	No.	Opponent (Last)	Date
Hits	3*	3x (Wichita State)	4/30/21
Doubles	1*	6x (East Carolina)	4/23/21
Triples	-	-	-
Home Runs	1*	8x (Wichita State)	5/14/21
RBIs	3*	East Carolina	4/12/19
Runs	2*	North Dakota	2/17/19
Walks	3*	East Carolina	4/23/21
ABs	4	26x (Washington)	2/12/22

\*At Tulsa

Chenise Delce Career Stats - Arkansas Only

BIO

**Career Accolades:** First Team All-American Conference (2019, 2021), NFCA All-Region Second Team (2019, 2021), AAC All-Tournament Team (2021), AAC Rookie of the Year (2019), NFCA Freshman of the Year Top 25 Finalist (2019).

**At Tulsa (2019-21):** Played at Tulsa for three seasons (2019-21)... Named First Team All-American Athletic Conference in 2019 and 2021 ... Two-time NFCA All-Region Second Team selection in 2019 and 2021 ... 2021 AAC All-Tournament Team ... 2019 AAC Rookie of the Year ... In 2019 was a Top 25 Finalist for the NFCA Freshman of the Year award ... In 2021, led Tulsa throwing 83.0 innings and went 7-6 inside the circle with a 2.95 ERA and 107 strikeouts to 21 walks ... Ranked second in the AAC in strikeout-to-walk ratio (4.12), third in strikeouts per seven innings (8.4) and fifth in total strikeouts ... During the COVID-19 shortened 2020 season, went 6-3 in 63.0 innings pithed accumulating a 2.00 ERA and 48 strikeouts ... As a freshman in 2019, led the Tulsa staff with a 15-6 record posting a 1.63 ERA and 124 strikeouts over 141.2 innings ... Racked up three games of at least 10 strikeouts ... Shutout Arkansas in the Stillwater Regional ... Also hit for the Golden Hurricane, posted a career slash line of .268/361/.375 with 75 hits, eight home runs and 51 RBIs.

**High School:** Two-time state champion with a 5A championship as a senior at Carl Albert HS and a 6A title as a sophomore at Choctaw HS ... As a senior she recorded 233 strikeouts in 114 innings and allowed just six earned runs for a 0.36 ERA ... Also hit .435 and took home several postseason honors as she was named all-state, all-region, District 5A-1 Pitcher of the Year and first-team Big All-City by The Oklahoman ... During her other championship season as a sophomore, she piled up 257 strikeouts in 202 innings and recorded a 1.17 ERA ... For her efforts, she was named Big All-City Player of the Year, MVP of the state tournament and the District 6A-1 Pitcher of the Year ... Also played club ball for the Oklahoma Athletics.

GAME-BY-GAME

#7 Chenise Delce - 5 games (All games)

Date	Opponent	Pos	AB	R	H	RBI	2B	3B	HR	BB	SB	CS	HBP	SAC	SF	GDP	K	PO	A	E	Avg
Feb 12	vs Long Beach Stat	*dh/p	2	0	0	1	0	0	0	0	0	0	0	0	1	0	1	0	0	0	.000
Feb 12	vs Washington	*dh/p	4	0	1	0	0	0	0	0	0	0	0	0	0	0	0	0	0	0	.167
Feb 20	ILLINOIS	*ph	1	0	0	0	0	0	0	0	0	0	0	0	0	0	1	0	0	0	.143
Feb 20	WESTERN ILLINO	*p	1	0	1	0	0	0	0	0	0	0	0	0	0	0	0	0	0	0	.250
Feb 28	LOUISVILLE	*p	0	0	0	0	0	0	0	0	0	0	0	0	0	0	0	0	1	0	.250
Totals		4gs	8	0	2	1	0	0	0	0	0	0	0	0	1	0	2	0	1	0	.250

On base pct. .222 • Slugging pct. .250

#7 Chenise Delce - 8 appearances (All games)

Date	Opponent	GS	IP	H	R	ER	BB	SO	2B	3B	HR	WP	BK	HBP	IBB	Score	W-L	Sv	ERA	NP
Feb 10	vs Rutgers		2.0	0	0	0	0	3	0	0	0	0	0	1	0	4-0	0-0	0	0.00	28
Feb 11	vs Washington	*	5.1	7	5	2	3	4	1	0	0	0	0	0	1	0-8	0-1	0	1.91	115
Feb 12	vs Long Beach Stat		4.0	2	0	0	2	3	0	0	0	0	0	0	0	10-0	1-1	0	1.24	69
Feb 12	vs Washington		0.1	3	2	2	0	0	2	0	1	1	0	0	0	5-10	1-1	0	2.40	18
Feb 18	ILLINOIS		1.0	4	3	3	0	3	1	0	1	0	0	0	0	6-3	1-1	0	3.87	28
Feb 19	LONGWOOD	*	2.0	6	3	3	2	3	1	0	0	0	0	0	0	15-4	1-1	0	4.77	49
Feb 20	WESTERN ILLINO	*	3.0	4	3	3	0	4	0	0	2	0	0	0	0	13-3	2-1	0	5.15	39
Feb 28	LOUISVILLE	*	5.0	2	0	0	1	10	0	0	0	0	0	0	0	14-0	3-1	0	4.01	74
Totals		4	22.2	28	16	13	8	30	5	0	4	1	0	1	1	67-28	3-1	0	4.01	-



# KB SIDES

OF • L/R • 5-7 • Redshirt Senior  
Dora, Ala. • Alabama (Sumiton Christian HS)

8

SEASON HIGHS			
Category	No.	Opponent (Last)	Date
Hits	1	9x (Louisville)	2/28/22
Doubles	1	Louisville	2/28/22
Triples	-	-	-
Home Runs	1	2x (Illinois)	2/20/22
RBIs	1	2x (Illinois)	2/20/22
Runs	2	5x (Louisville)	2/28/22
Walks	3	Washington	2/12/22
ABs	4	2x (Louisville)	2/28/22
SB	3	Western Illinois	2/20/22

CAREER HIGHS			
Category	No.	Opponent (Last)	Date
Hits	3*	6x (Arkansas)	3/7/21
Doubles	2*	Kentucky	3/28/21
Triples	1*	4x (Kentucky)	5/28/21
Home Runs	1*	5x (Illinois)	2/20/22
RBIs	5*	Louisville	2/23/20
Runs	4*	Murray State	2/9/19
Walks	3	Washington	2/12/22
ABs	5*	2x (Mississippi State)	3/31/19
SB	3	Western Illinois	2/20/22


\*At Alabama

**BIO CONTINUED**

Today Second Team All-American ... NFCA All-American ... All-State Tournament Team, ASWA First Team, 2017 NFCA Golden Shoe Award ... Won back-to-back state titles in 2015 and 2016 ... Scored the most career runs (462) and career stolen bases (401) in Alabama high school softball history.

**Personal:** Full name is Kendall Beth Sides ... Daughter of George and Lynn Sides ... Has one sister Katlyn, who played softball at UAB ... Graduated from Alabama in Spring 2021.

KB Sides Career Stats - Arkansas Only



# ALLY SOCKEY

INF • R/R • 5-6 • Freshman  
Greenwood, Ark. • Greenwood HS

10

SEASON HIGHS			
Category	No.	Opponent (Last)	Date
Hits	-	-	-
Doubles	-	-	-
Triples	-	-	-
Home Runs	-	-	-
RBIs	-	-	-
Runs	1	2x (Louisville)	2/27/22
Walks	-	-	-
ABs	2	6x (Louisville)	2/27/22

CAREER HIGHS			
Category	No.	Opponent (Last)	Date
Hits	-	-	-
Doubles	-	-	-
Triples	-	-	-
Home Runs	-	-	-
RBIs	-	-	-
Runs	1	2x (Louisville)	2/27/22
Walks	-	-	-
ABs	2	6x (Louisville)	2/27/22

**BIO CONTINUED**

Ally Sockey Career Stats



ABBY GORDON

C • R/R • 5-9 • Redshirt Freshman  
Garden Plain, Kan. • Andale Garden Plain HS

12

SEASON HIGHS			
Category	No.	Opponent (Last)	Date
Hits	-	-	-
Doubles	-	-	-
Triples	-	-	-
Home Runs	-	-	-
RBI's	-	-	-
Runs	-	-	-
Walks	-	-	-
ABs	1	2x (Louisville)	2/28/22

CAREER HIGHS			
Category	No.	Opponent (Last)	Date
Hits	-	-	-
Doubles	-	-	-
Triples	-	-	-
Home Runs	-	-	-
RBI's	-	-	-
Runs	-	-	-
Walks	-	-	-
ABs	1	2x (Louisville)	2/28/22

BIO CONTINUED

Abby Gordon Career Stats



KACIE HOFFMANN

UTL • L/L • 5-9 • Freshman  
Elkhorn, Neb. • Elkhorn South HS

14

SEASON HIGHS			
Category	No.	Opponent (Last)	Date
Hits	2	Longwood	2/19/22
Doubles	-	-	-
Triples	-	-	-
Home Runs	1	3x (Louisville)	2/28/22
Total Bases	-	-	-
RBI's	3	Longwood	2/19/22
Runs	2	Longwood	2/19/22
Walks	-	-	-
ABs	4	Illinois	2/20/22

CAREER HIGHS			
Category	No.	Opponent (Last)	Date
Hits	2	Longwood	2/19/22
Doubles	-	-	-
Triples	-	-	-
Home Runs	1	3x (Louisville)	2/28/22
Total Bases	-	-	-
RBI's	3	Longwood	2/19/22
Runs	2	Longwood	2/19/22
Walks	-	-	-
ABs	4	Illinois	2/20/22

BIO CONTINUED

Kacie Hoffmann Career Stats





SPENCER **PRIGGE** • Prig-EE

INF • L/R • 6-0 • Freshman  
Phoenix, Ariz. • Horizon HS

15

SEASON HIGHS			
Category	No.	Opponent (Last)	Date
Hits	1	Long Beach State	2/12/22
Doubles	-	-	-
Triples	-	-	-
Home Runs	-	-	-
Total Bases	-	-	-
RBI's	2	Long Beach State	2/12/22
Runs	-	-	-
Walks	1	4x (Washington)	2/12/22
ABs	2	5x (Washington)	2/12/22

CAREER HIGHS			
Category	No.	Opponent (Last)	Date
Hits	1	Long Beach State	2/12/22
Doubles	-	-	-
Triples	-	-	-
Home Runs	-	-	-
Total Bases	-	-	-
RBI's	2	Long Beach State	2/12/22
Runs	-	-	-
Walks	1	4x (Washington)	2/12/22
ABs	2	5x (Washington)	2/12/22

BIO CONTINUED

sport to play.

Spencer Prigge Career Stats



MADI **CONKLIN**

C • R/R • 5-4 • Freshman  
Fort Smith, Ark. • Southside HS

16

SEASON HIGHS			
Category	No.	Opponent (Last)	Date
Hits	-	-	-
Doubles	-	-	-
Triples	-	-	-
Home Runs	-	-	-
Total Bases	-	-	-
RBI's	-	-	-
Runs	-	-	-
Walks	-	-	-
ABs	-	-	-

CAREER HIGHS			
Category	No.	Opponent (Last)	Date
Hits	-	-	-
Doubles	-	-	-
Triples	-	-	-
Home Runs	-	-	-
Total Bases	-	-	-
RBI's	-	-	-
Runs	-	-	-
Walks	-	-	-
ABs	-	-	-

BIO CONTINUED

Madi Conklin Career Stats



TAYLOR ELLSWORTH

C/UTL • R/R • 5-5 • Graduate  
Georgetown, Texas • Texas (Georgetown HS)

17

SEASON HIGHS			
Category	No.	Opponent (Last)	Date
Hits	3	2x (Louisville)	2/27/22
Doubles	1	5x (Louisville)	2/28/22
Triples	-	-	-
Home Runs	1	Western Illinois	2/20/22
RBIs	4	Western Illinois	2/20/22
Runs	2	5x (Louisville)	2/28/22
Walks	2	Longwood	2/19/22
ABs	4	3x (Western Illinois)	2/20/22

CAREER HIGHS			
Category	No.	Opponent (Last)	Date
Hits	5*	Oklahoma State	3/26/17
Doubles	2*	2x (Minnesota)	5/18/18
Triples	-	-	-
Home Runs	1*	17x (Western Illinois)	2/20/22
RBIs	4	Western Illinois	2/20/22
Runs	2	11x (Western Illinois)	2/28/22
Walks	2	11x (Longwood)	2/19/22
ABs	5	4x (Texas State)	5/19/17

\*At Texas

**BIO CONTINUED**  
**High School:** Did not play final prep year to join the Longhorns early ... Hit .550 over three-year career at Georgetown HS, posting 21 home runs and 107 RBI ... Two-time all-state selection ... Earned District 25-5A Most Valuable Player honors.

**Personal:** Born in Austin, Texas ... Daughter of Richard and Leslie Ellsworth ... Has one sibling, Kylie.

Taylor Ellsworth Career Stats - Arkansas Only



MARLENE FRIEDMAN • FREED-min

INF • R/R • 5-5 • Sophomore  
Huntington Beach, Calif. • Mater Dei HS

18

SEASON HIGHS			
Category	No.	Opponent (Last)	Date
Hits	-	-	-
Doubles	-	-	-
Triples	-	-	-
Home Runs	-	-	-
RBIs	-	-	-
Runs	1	5x (Louisville)	2/28/22
Walks	-	-	-
ABs	-	-	-

CAREER HIGHS			
Category	No.	Opponent (Last)	Date
Hits	-	-	-
Doubles	-	-	-
Triples	-	-	-
Home Runs	-	-	-
Total Bases	-	-	-
RBIs	-	-	-
Runs	1	7x (Louisville)	2/28/22
Walks	-	-	-
ABs	-	-	-

**BIO CONTINUED**  
Razorback.

Marlene Friedman Career Stats

Year	avg	g	pts	ab	r	b	2b	3b	hr	rbi	tb	avg%	bb	bb%	so	gdp	slg%	sf	sh	stl-rd	pos	a	e	fld%
2021	.000	13-0	0	2	0	0	0	0	0	0	0	.000	0	0	0	0	.000	0	0	0-0	0	0	0	.000
TOTAL	.000	13-0	0	2	0	0	0	0	0	0	0	.000	0	0	0	0	.000	0	0	0-0	0	0	0	.000



# HANNAH GAMMILL

UTL • L/L • 5-8 • Sophomore  
Beebe, Ark. • Beebe HS

20

SEASON HIGHS			
Category	No.	Opponent (Last)	Date
Hits	3	Louisville	2/27/22
Doubles	1	2x (Louisville)	2/27/22
Triples	-	-	-
Home Runs	1	6x (Louisville)	2/27/22
RBIs	5	Louisville	2/27/22
Runs	2	3x (Louisville)	2/28/22
Walks	2	Long Beach State	2/12/22
ABs	4	2x (Louisville)	2/27/22

CAREER HIGHS			
Category	No.	Opponent (Last)	Date
Hits	3	3x (Louisville)	2/27/22
Doubles	1	6x (Louisville)	2/27/22
Triples	-	-	-
Home Runs	1	15x (Louisville)	2/28/22
RBIs	5	Louisville	2/27/22
Runs	3	2x (Georgia)	4/16/21
Walks	2	7x (Long Beach State)	2/12/22
ABs	6	McNeese	2/20/21

BIO CONTINUED

Team in 2017 ... Named to the 2020 PGF High School All-American Watchlist ... Slashed .486/.632/1.021 in 55 career games over four seasons at Beebe and collected 68 career hits, 76 RBI, 14 doubles, two triples, 19 homers and 85 runs scored ... Also played volleyball at Beebe and was an all-conference selection.

**Personal:** Daughter of Monty and Becky Gammill ... Has two siblings, David and Danielle ... Plans on majoring in nursing and wants to become a nurse anesthetist ... Enjoys going to church, hammocking, running, swimming and shopping ... Lists her eye being two different colors as something most people don't know about her.

Hannah Gammill Career Stats																			
Year	avg	g	ab	r	h	2b	3b	hr	rbi	bb	so	slg%	ops	avg	ops	slg%	ops	avg	ops
2021	.297	34	36	10	28	3	0	9	27	61	.604	.22	6	15	0	.451	2	1	0-0
TOTAL	.297	34	36	10	28	3	0	9	27	61	.604	.22	6	15	0	.451	2	1	0-0



# MALLORY HARDWICK

UTL • L/L • 5-9 • Freshman  
Keller, Texas • Bayard Rustin (Pa.) HS

21

SEASON HIGHS			
Category	No.	Opponent (Last)	Date
Hits	-	-	-
Doubles	-	-	-
Triples	-	-	-
Home Runs	-	-	-
Total Bases	-	-	-
RBIs	-	-	-
Runs	-	-	-
Walks	-	-	-
ABs	-	-	-

CAREER HIGHS			
Category	No.	Opponent (Last)	Date
Hits	-	-	-
Doubles	-	-	-
Triples	-	-	-
Home Runs	-	-	-
Total Bases	-	-	-
RBIs	-	-	-
Runs	-	-	-
Walks	-	-	-
ABs	-	-	-

BIO CONTINUED

Mallory Hardick Career Stats






LINNIE MALKIN • Mal (like pal)-kin

OF • R/R • 5-11 • Redshirt Senior  
Broomfield, Colo. • Broomfield HS

22

SEASON HIGHS			
Category	No.	Opponent (Last)	Date
Hits	2	2x (Louisville)	2/28/22
Doubles	1	Memphis	2/11/22
Triples	-	-	-
Home Runs	1	2x (Louisville)	2/28/22
RBIs	3	Louisville	2/28/22
Runs	1	2x (Louisville)	2/28/22
Walks	1	3x (Louisville)	2/28/22
ABs	3	2x (Louisville)	2/28/22

CAREER HIGHS			
Category	No.	Opponent (Last)	Date
Hits	3	5x (Central Arkansas)	4/21/21
Doubles	1	14x (Memphis)	2/11/22
Triples	-	-	-
Home Runs	2	3x (Central Arkansas)	4/21/21
RBIs	5	North Dakota State	2/25/21
Runs	3	3x (Mississippi State)	3/27/21
Walks	4	Oklahoma State	2/21/21
ABs	7	McNeese	2/20/21

**BIO CONTINUED**  
RBI... Tied for the 11th most RBI in the SEC... Tied for the team lead with eight multiple RBI games... Collected two three hit games at New Mexico State (Feb. 8) and against Bradley (Feb. 9)... Hit a grand slam against Villanova (Feb. 28)... Totaled two four RBI games against South Dakota State (Feb. 21) and Villanova (Feb. 28)... Scored a career-high three runs against Villanova (Feb. 29).

**As a Sophomore (2019):** Played in 36 games and made five starts, three as the designated player and two at third base... Lone long ball came in game-winning fashion against LSU (April 18) as she helped propel the Razorbacks to an 8-5 win.

**As a Freshman (2018):** Played in 23 games and made 14 starts... In her collegiate debut hit two home runs, drove in three runs and scored twice against Grand Canyon (Feb. 17).

**Prior to Arkansas:** Guided Broomfield HS to a state runner-up finish her senior year and registered a .603 batting average with 11 home runs, 35 RBIs and a 1.365 slugging percentage... Named the Colorado State Gatorade Player of the Year and 2016 5A Player of the Year.

Linnie Malkin Career Stats																								
Year	avg	g	pts	ab	r	b	2b	3b	hr	rbi	bb	slg%	lob	hbp	cs	gdp	sh%	sf	sb	cs-2b	po	a	e	fld%
2018	.279	23-14	43	8	12	2	0	3	8	23	.535	10	0	12	0	.415	0	0	0-0	3	0	0	1.000	
2019	.293	36-5	41	2	12	3	0	1	9	18	.439	6	1	14	1	.396	0	0	0-0	0	1	1	.500	
2020	.247	25-25	73	13	18	4	0	6	24	40	.548	7	4	17	2	.345	0	0	0-0	7	2	1	.900	
2021	.265	54-64	170	29	45	5	0	18	45	104	.612	18	5	38	3	.352	0	0	0-0	19	1	0	1.000	
TOTAL	.266	138-98	327	52	87	14	0	28	86	185	.566	41	10	81	6	.365	0	0	0-0	29	4	2	.943	



HANNAH MCEWEN

OF • L/R • 5-7 • Redshirt Senior  
San Diego, Calif. • Patrick Henry HS

23

SEASON HIGHS			
Category	No.	Opponent (Last)	Date
Hits	2	3x (Louisville)	2/28/22
Doubles	1	4x (Louisville)	2/28/22
Triples	-	-	-
Home Runs	1	Illinois	2/20/22
RBIs	5	Louisville	2/28/22
Runs	3	Western Illinois	2/20/22
Walks	1	5x (Western Illinois)	2/20/22
ABs	4	3x (Louisville)	2/28/22

CAREER HIGHS			
Category	No.	Opponent (Last)	Date
Hits	4	4x (LSU)	4/19/19
Doubles	2	3x (Boston U)	3/2/19
Triples	1	3x (IUPUI)	2/24/19
Home Runs	2	Saint Louis	3/10/18
RBIs	5	2x (Louisville)	2/28/22
Runs	3	7x (Western Illinois)	2/20/22
Walks	4	McNeese	2/20/21
ABs	6	Furman	4/13/19

**BIO CONTINUED**  
hits and three runs scored against Boston U (Feb. 22)... Hit a three-run home run against Kent State (March 1).

**As a Sophomore (2019):** SEC regular season hits leader (73)... Reached base safely in 31 of 36 games against Top 75 RPI competition... Team leading .429 batting average in SEC play, third-best among SEC players... Had the longest hitting streak on the team (14 games)... First Razorback to finish regular season batting .400 or better (.402 on May 6).

**As a Freshman (2018):** Led the team in batting average (.339), slugging percentage (.582), on base percentage (.411), runs scored (45), hits (64), RBI (57), home runs (12), total bases (110) and walks (22)... 57 RBI were the most by a Razorback in a single season...Posted 5 RBIs against Marist (Feb. 23) in a 15-3 win... 18 games with multiple hits... Hit .333 in NCAA play at the NCAA Fayetteville Regional and the NCAA Norman Super Regional.

**Prior to Arkansas:** Won CIF Western League MVP honors... Registered a career-high .521 batting average and helped lead Patrick Henry High School to its second-consecutive CIF Division I runner-up finish.

Hannah McEwen Career Stats																								
Year	avg	g	pts	ab	r	b	2b	3b	hr	rbi	bb	slg%	lob	hbp	cs	gdp	sh%	sf	sb	cs-2b	po	a	e	fld%
2018	.339	58-69	189	45	64	8	1	12	57	110	.582	22	4	13	0	.411	4	0	0-0	44	1	3	.938	
2019	.386	58-68	189	43	73	12	1	2	26	93	.492	18	7	12	0	.452	3	0	0-0	54	2	6	.909	
2020	.418	25-25	67	27	28	6	0	2	12	40	.587	19	5	6	0	.565	1	0	3-3	24	0	0	1.000	
2021	.318	44-44	129	41	41	10	0	5	16	66	.512	35	4	14	1	.476	0	0	1-1	73	2	2	.974	
TOTAL	.359	186-186	574	156	206	36	2	21	111	309	.538	94	20	45	1	.460	8	0	4-4	195	5	11	.948	



# RYLIN HEDGECKOCK

UTL • R/R • 5-9 • Redshirt Sophomore  
Valdosta, Ga. • Lowndes HS

28

SEASON HIGHS			
Category	No.	Opponent (Last)	Date
Hits	1	4x (Louisville)	2/28/22
Doubles	-	-	-
Triples	-	-	-
Home Runs	1	Louisville	2/28/22
RBIs	1	2x (Louisville)	2/28/22
Runs	1	Louisville	2/28/22
Walks	-	-	-
ABs	3	2x (Memphis)	2/11/22

CAREER HIGHS			
Category	No.	Opponent (Last)	Date
Hits	1	6x (Louisville)	2/28/22
Doubles	-	-	-
Triples	-	-	-
Home Runs	1	2x (Louisville)	2/28/22
RBIs	3	UTEP	2/7/20
Runs	1	2x (Louisville)	2/28/22
Walks	1	5x (Mississippi State)	3/28/21
ABs	3	2x (Memphis)	2/11/22

## BIO CONTINUED

**Personal:** Daughter of Russ Hedgecock and Heather Shoup...  
Has five siblings: Tori, Bryson, Hunter, Ashley and Savannah...  
Majoring in Exercise Science.

Rylin Hedgecock Career Stats

Year	ERA	W-L	WPA	GS	CG	SHO	SV	IP	H	R	ER	HR	SO	2B	3B	BB	WP	WPA	WHIP	WPA	WPA	WPA	WPA
2020	2.62	8-8	3	0	0	0/1	0	2.2	8	4	1	1	4	1	0	1	17	.500	0	0	0	0	0
TOTAL	2.62	8-8	3	0	0	0/1	0	2.2	8	4	1	1	4	1	0	1	17	.500	0	0	0	0	0



# CHELSI PASSAGE

INF • R/R • 5-3 • Freshman  
Greenwood, Ark. • Greenwood HS

30

SEASON HIGHS			
Category	No.	Opponent (Last)	Date
Hits	-	-	-
Doubles	-	-	-
Triples	-	-	-
Home Runs	-	-	-
Total Bases	-	-	-
RBIs	-	-	-
Runs	-	-	-
Walks	-	-	-
ABs	-	-	-

CAREER HIGHS			
Category	No.	Opponent (Last)	Date
Hits	-	-	-
Doubles	-	-	-
Triples	-	-	-
Home Runs	-	-	-
Total Bases	-	-	-
RBIs	-	-	-
Runs	-	-	-
Walks	-	-	-
ABs	-	-	-

## BIO CONTINUED

Chelsi Passage Career Stats

## BIO

**Prior to Arkansas:** Played first three seasons of high school ball at Muldrow HS in Muldrow, Okla. before transferring to Greenwood HS in Greenwood, Ark. ... Played for head coach Ronnie Sockey at Greenwood ... As a senior slashed .407/.449/.627 with 35 hits, 29 runs, 10 doubles, three triples, one home run and 17 RBI ... As a sophomore at Muldrow HS registered a .455 batting average with 38 runs, 29 RBI and 28 stolen bases, leading the team to the school's first state tournament appearance ... Also played basketball at Muldrow, reaching the state championship game ... Played travel ball for Tulsa Elite.

**Personal:** Daughter of Mike and Stephanie Passage ... Has two siblings, Cade and Camryn ... Plans on majoring in kinesiology ... Played on the same travel team with Arkansas teammate Ally Sockey since they were six years old ... Enjoys spending time at the lake with friends and family, hiking and crafting.

## GAME-BY-GAME



# DANIELLE GIBSON

INF • L/R • 6-0 • Redshirt Senior  
Murrieta, Calif. • Arizona State (Murrieta Valley HS)

41

SEASON HIGHS			
Category	No.	Opponent (Last)	Date
Hits	3	Louisville	2/28/22
Doubles	2	2x (Louisville)	2/28/22
Triples	-	-	-
Home Runs	1	3x (Louisville)	2/28/22
RBI's	2	6x (Louisville)	2/28/22
Runs	3	Louisville	2/28/22
Walks	1	5x (Louisville)	2/27/22
AB's	4	2x (Washington)	2/12/22

CAREER HIGHS			
Category	No.	Opponent (Last)	Date
Hits	5	South Carolina	3/13/21
Doubles	2	5x (Louisville)	2/28/22
Triples	1	Campbell	2/8/19
Home Runs	4	SIUE	2/23/19
RBI's	10	SIUE	2/23/19
Runs	4	SIUE	2/23/19
Walks	2	7x (FGCU)	2/16/20
AB's	7*	Oregon State	4/8/18

\*At Arizona State

**BIO CONTINUED**

**As a Sophomore (2019):** Made history when she tied the SEC record with four home runs in a game and became just the second softball player to hit for the home run cycle and the first to do it in four innings ... Only the third player in the SEC to ever record 10 RBI's in a game... 16 total bases vs. SIUE is tied for 2nd most in NCAA history... Named SEC Co-Player of the Week and USA Softball Co-Player of the Week for her performance... Led the Razorbacks with a .640 slugging percentage (6th highest single-season record), 12 home runs and 110 total bases ... Finished third on the team in batting average (.349) and on base percentage (.397)... Hit the game-winning home run in the series opener against Kentucky (March 29)... Recorded eight multiple-RBI games.

**At Arizona State (2018):** Registered 57 hits with 27 runs scored, 12 home runs, 39 RBI and 12 doubles... Led the team in home runs (12), doubles (12), extra-base hits (24), slugging percentage (.633), while on-base percentage (.417) and RBI (39) ranked second and batting average (.343) ranked third... 16 multi-hit games, and multiple home runs in two games... 14 hits through the first month of the season, including hits in 19-of-21 games from Feb. 23-March 31, going 29-for-60 and boosting her average to .432 during that time... One of three freshmen to be named to the All-PAC-12 First Team.

Danielle Gibson Career Stats - Arkansas Only																									
Year	avg	g	pts	ab	r	h	2b	3b	hr	rbi	tb	slg%	bb	k	ops	stl	cs	sf	sh	cl	cl-rd	pos	a	e	fld%
2019	.349	55-65	172	33	60	12	1	12	45	110	.640	13	2	25	1	.397	2	0	0-0			70	7	2	.975
2020	.295	25-25	78	10	23	4	0	1	14	30	.385	7	2	9	0	.364	1	0	0-0			154	4	4	.975
2021	.355	50-60	172	32	61	16	1	15	51	124	.721	14	3	20	0	.408	2	0	0-0			316	12	2	.994
TOTAL	.341	130-130	422	75	144	32	2	28	110	264	.626	34	7	54	1	.395	5	0	0-0			540	23	8	.986

**BIO**

**Career Accolades:** NFCA Second Team All-American (2021) ... All-SEC Second Team (2021) ... NFCA First Team All-South Region (2021) ... NFCA Third Team All-South Region (2019) ... NFCA Second Team All-West Region (2018, \*at Arizona State) ... USA Softball Player of the Week (2019) ... SEC Player of the Week (2019, 2021) ... SEC Community Service Team (2021) ... Pac-12 All-Conference First Team (2018, \*at Arizona State) ... Pac-12 All-Freshman Team (2018, \*at Arizona State) ... NFCA Freshman of the Year Finalist (2018, \*at Arizona State).

**As a Redshirt Junior (2021):** Led the team in hits and doubles and ranked second in batting average, home runs, RBI's and slugging percentage ... 15 home runs is tied for fourth most in a single-season in program history ... Hit two grand slams against Drake and Northwestern State... First career 5-for-5 game at South Carolina (Mar 13) and reached six times with a walk ... 0.60 walks per game ranked 17th in the SEC ... During SEC-only games hit a team-high .315 (23-for-73), while also leading the squad with 23 hits and seven doubles.

**As a Junior (2020):** Started all 25 games at first base... Went on a seven game hitting streak and totaled four multi-hit games... Slammed go-ahead two run homer in the seventh inning when Arkansas was down to its final two outs in a win at New Mexico State (Feb. 8)... Tied career-high of four hits in a win at No. 9 Alabama (March 6)... Collected three two RBI games against New Mexico State (Feb. 8), Furman (Feb. 15) and Villanova (Feb. 29).

GAME-BY-GAME

#41 Danielle Gibson - 13 games (All games)

Date	Opponent	Pos	AB	R	H	RBI	2B	3B	HR	BB	SB	CS	HBP	SAC	SF	GDP	K	PO	A	E	Avg
Feb 10	vs Rutgers	*1b	3	1	2	1	2	0	0	0	0	0	0	0	0	0	0	3	1	0	.667
Feb 11	vs MemphisNew	*1b	4	0	0	0	0	0	0	0	0	0	0	0	0	0	0	5	3	1	.286
Feb 11	vs Washington	*1b	2	0	2	0	0	0	0	0	0	0	0	0	0	0	0	2	0	0	.444
Feb 12	vs Long Beach Stat	*1b	2	2	2	0	0	0	0	1	0	0	0	0	0	0	0	7	0	0	.545
Feb 12	vs Washington	*1b	4	1	2	2	0	0	0	0	0	0	0	0	0	0	0	8	0	0	.533
Feb 18	ILLINOIS	*1b	2	2	2	2	1	0	1	1	0	0	0	0	0	0	0	6	0	0	.588
Feb 19	WICHITA STATE	*1b	3	2	2	2	0	0	1	1	0	0	0	0	0	0	1	4	0	0	.600
Feb 19	LONGWOOD	*1b	1	0	0	0	0	0	0	0	0	0	0	0	0	0	0	2	0	0	.571
Feb 20	ILLINOIS	*1b	3	0	1	0	0	0	0	1	0	0	0	0	0	0	2	10	0	0	.542
Feb 20	WESTERN ILLINO	*1b	3	1	2	2	1	0	0	0	0	0	1	0	0	0	1	4	0	0	.556
Feb 27	LOUISVILLE	*1b	2	3	2	2	0	0	1	1	0	0	1	0	0	0	0	4	0	0	.586
Feb 28	LOUISVILLE-1	*1b	3	1	1	0	0	0	0	0	0	0	0	0	0	0	0	8	0	0	.562
Feb 28	LOUISVILLE	*1b	3	1	3	2	2	0	0	0	0	0	0	0	0	0	0	4	0	0	.600
Totals		13gs	35	14	21	13	6	0	3	5	0	0	2	0	0	0	4	67	4	1	.600

On base pct. .667 • Slugging pct. 1.029



# SAM TORRES

OF • L/L • 5-2 • Redshirt Junior  
Temecula, Calif. • Chaparral HS

42

SEASON HIGHS			
Category	No.	Opponent (Last)	Date
Hits	2	2x (Illinois)	2/20/22
Doubles	1	Longwood	2/19/22
Triples	-	-	-
Home Runs	-	-	-
RBI's	2	2x (Illinois)	2/20/22
Runs	2	2x (Louisville)	2/28/22
Walks	1	3x (Western Illinois)	2/20/22
AB's	4	2x (Illinois)	2/20/22

CAREER HIGHS			
Category	No.	Opponent (Last)	Date
Hits	2	7x (Auburn)	4/3/21
Doubles	1	2x (Longwood)	2/19/22
Triples	-	-	-
Home Runs	-	-	-
RBI's	3	Mississippi State	3/27/21
Runs	2	4x (Louisville)	2/28/22
Walks	1	15x (Western Illinois)	2/20/22
AB's	4	7x (Illinois)	2/20/22

**BIO CONTINUED**

**As a Sophomore (2020):** Appeared in 17 games primarily as a pinch runner and defensive replacement... Scored six runs... Registered two at bats and drew one walk against Montana (Feb. 22).

**As a Freshman (2019):** Appeared in 41 of 58 games and made four starts against Auburn (May 3-5) and Georgia in the SEC Tournament (May 9)... Served as a pinch runner 19 times and scored 11 runs... Made 31 appearances in the outfield, registered 18 putouts and committed one error in 19 chances.

**Prior to Arkansas:** Ranked as the No. 198 recruit in the country... Two-time Offensive MVP for Chapparral High School... Twice named to the All-Southwestern League Second Team... Earned Top Freshman accolades after hitting .494 with 39 hits in 29 games during the 2015 season... Through the first three seasons of her prep career, carried a .483 batting average with 117 hits and a .557 slugging percentage... Played travel ball for Athletics Mercado... Had a pair of top-20 PGF Nationals finishes including a seventh-place showing in 2017.

**Prior to Arkansas:** Majoring in Pre-Nursing.

Sam Torres Career Stats																								
Year	avg	g	pts	ab	r	h	2b	3b	hr	rbi	tb	slg%	bb	k	ops	stl	cs	sf	sh	cl-rd	pos	a	e	fld%
2019	.154	41-4	13	12	2	0	0	0	0	2	.154	0	0	2	0	.154	0	1	1-1		18	0	1	.947
2020	.000	17-0	2	6	0	0	0	0	0	0	.000	1	0	0	0	.333	0	0	0-1		3	0	0	1.000
2021	.289	41-32	90	18	26	1	0	0	4	27	.300	13	2	22	0	.390	0	5	1-1		44	0	1	.978
TOTAL	.267	99-36	105	36	28	1	0	0	4	29	.276	14	2	24	0	.364	0	6	2-3		65	0	2	.970





# CALLIE TURNER

LHP • L/L • 5-10 • Redshirt Sophomore  
Land O'Lakes, Fla. • Land O'Lakes HS

44

SEASON HIGHS			
Category	No.	Opponent (Last)	Date
Innings	2.0	Louisville	2/28/22
Longest Start	2.0	Louisville	2/28/22
Shortest Start	1.1	Memphis	2/28/22
Longest Relief	1.0	2x (Long Beach State)	2/12/22
Hits	2	2x (Louisville)	2/28/22
Runs	4	Louisville	2/28/22
Earned Runs	2	2x (Louisville)	2/28/22
Walks	2	4x (Longwood)	2/19/22
Strikeouts	2	Rutgers	2/11/22
Pitches	35	Louisville	2/28/22

CAREER HIGHS			
Category	No.	Opponent (Last)	Date
Innings	7.0*	6x (Stanford)	3/8/20
Longest Start	7.0*	6x (Stanford)	3/8/20
Shortest Start	1.0*	Auburn	5/2/21
Longest Relief	3.0*	Liberty	5/22/21
Hits	8*	3x (Stanford)	3/6/20
Runs	7*	Stanford	3/6/20
Earned Runs	5*	Utah	2/14/20
Walks	6*	2x (Toledo)	3/7/20
Strikeouts	10*	Colorado State	2/13/20
Pitches	136*	Stanford	3/6/20

\*At Tennessee

## BIO CONTINUED

Callie Turner Career Stats - Arkansas Only

Year	ERA	W-L	APP	GS	CG	SHO	SV	IP	H	R	ER	BB	SO	2B	3B	HR	BK	HBP	IBB	Score	W-L	Sv	ERA	NP		
2020	3.21	4-2	16	7	1	1/2	3	43.2	35	25	20	21	68	6	0	4	19	6	4	196	208	4	7	0	0	2
2021	4.01	8-2	19	9	0	0/2	0	57.2	58	33	33	20	51	15	1	11	25	3	0	253	260	6	3	0	2	1
TOTAL	3.66	12-4	35	16	1	1/4	3	101.1	94	58	53	41	119	21	1	15	44	9	4	449	468	10	10	0	2	3



# JENNA BLOOM

RHP • R/R • 5-7 • Redshirt Sophomore  
Huntington Beach, Calif. • Edison HS

72

SEASON HIGHS			
Category	No.	Opponent (Last)	Date
Innings	6.0	Louisville	2/28/22
Longest Start	4.0	Wichita State	2/19/22
Shortest Start	3.0	Illinois	2/20/22
Longest Relief	6.0	Louisville	2/27/22
Hits	5	3x (Louisville)	2/27/22
Runs	3	Wichita State	2/19/22
Earned Runs	2	3x (Illinois)	2/20/22
Walks	2	Louisville	2/27/22
Strikeouts	8	Louisville	2/27/22
Pitches	96	Louisville	2/27/22

CAREER HIGHS			
Category	No.	Opponent (Last)	Date
Innings	7.0	Kansas	3/10/20
Longest Start	7.0	Kansas	3/10/20
Shortest Start	0.2	Montana	2/22/20
Longest Relief	6.0	Louisville	2/27/22
Hits	7	Missouri	4/25/21
Runs	5	4x (Arizona)	5/28/21
Earned Runs	5	3x (Arizona)	5/28/21
Walks	3	5x (South Carolina)	3/14/21
Strikeouts	10	Kansas	3/10/20
Pitches	114	Kent State	2/28/20

## BIO CONTINUED

debut in the season opener against UTEP (Feb. 7) throwing a scoreless inning of relief with a strikeout ... Recorded first career win throwing four scoreless innings while only allowing one hit and striking out six against Furman (Feb. 15) ... Struck out six consecutive hitters over 2.1 innings to earn first career save at FGCU (Feb. 16) ... Earned first career complete game shutout, striking out a career-best 10 in a 1-0 win over Kansas (March 10).

**Prior to Arkansas:** Prepped at Edison High School... Ranked No. 43 in the final FloSoftball Hot 100... During the 2019 state tournament run, struck out 24 batters in 12.1 innings of work while allowing just one earned run and led Edison to its first playoff win in two years... Against nationally-ranked Mission Viejo High School, struck out 15 batters while allowing just one hit in a five-inning 10-0 win... struck out every out of the game...

**Personal:** Daughter of Daniel and Melonie Bloom ... Has one brother, Jacob ... Mother Melonie played volleyball for San Diego State from 1992-97 ... Enjoys traveling, trying new foods and hanging out with her family.

Jenna Bloom Career Stats

Year	era	w-l	app	gs	cg	sho	sv	ip	h	r	er	bb	so	2b	3b	hr	bk	hbp	wp	shp	hit	sin	slm			
2020	3.21	4-2	16	7	1	1/2	3	43.2	35	25	20	21	68	6	0	4	19	6	4	196	208	4	7	0	0	2
2021	4.01	8-2	19	9	0	0/2	0	57.2	58	33	33	20	51	15	1	11	25	3	0	253	260	6	3	0	2	1
TOTAL	3.66	12-4	35	16	1	1/4	3	101.1	94	58	53	41	119	21	1	15	44	9	4	449	468	10	10	0	2	3





AUDRIE LAVALLEY

INF • L/R • 5-6 • Redshirt Junior  
Choctaw, Okla. • Oklahoma (Carl Albert HS)

99

SEASON HIGHS			
Category	No.	Opponent (Last)	Date
Hits	1	5x (Louisville)	2/27/22
Doubles	1	Memphis	2/11/22
Triples	-	-	-
Home Runs	-	-	-
RBI's	1	5x (Louisville)	2/27/22
Runs	2	Western Illinois	2/20/22
Walks	1	5x (Western Illinois)	2/20/22
ABs	3	5x (Louisville)	2/27/22

CAREER HIGHS			
Category	High	Opponent (Last)	Date
Hits	2	3x (North Dakota St.)	2/25/21
Doubles	1	3x (Memphis)	2/11/22
Triples	-	-	-
Home Runs	1	5x (UTA)	2/22/21
Total Bases	5	Furman	2/15/20
RBI's	4	Nebraska	2/9/20
Runs	2	3x (Western Illinois)	2/20/22
Walks	3	Oklahoma State	2/11/21
ABs	4	2x (Drake)	3/4/21

\*At Oklahoma

BIO CONTINUED

against Hofstra (Feb. 16)... In first Big 12 at-bat, recorded a single against Baylor (April 7)... Hit first career home run and scored two runs at Iowa State (April 28).

**Prior to Arkansas:** Earned four letters at Carl Albert High School... Named all-district and Big All-City all four seasons and earned all-state honors as a senior... Led her team to four district championships and regional titles, culminating in the 5A state title in her senior season... Spent time at shortstop and in the circle... Hit .528 during her career (.500 or better each year) with a .596 on-base percentage, 218 runs scored, 217 RBI, 52 doubles, 32 triples, 33 home runs, 78 walks to 50 strikeouts and 51 stolen bases... Threw 204.1 career innings with a 28-10 record, two saves, a 1.98 earned run average and 144 strikeouts.

**Personal:** Daughter of Joe and Renee LaValley... has two siblings, Gavin and Christina... Brother Gavin is an infielder for the Kansas City Monarchs in the independent American Association and was a fourth round draft selection out of high school (2014) by Cincinnati... Cousin, Zadie LaValley, is a sophomore infielder on Baylor's softball team and also wears No. 99... Cousin, Carter LaValley, is a redshirt freshman infielder at Oklahoma... Majoring in Recreation and Sports

Audrie LaValley Career Stats - Arkansas Only																							
Year	avg	g	IP	W	L	SV	2B	3B	HR	rBI	BB	SO	ERA	WHIP	OBP	SLG	OPS	AB	R	H	E	PO	CS
2020	.259	16-11	27	7	7	0	0	2	11	13	.481	3	1	6	0	.355	0	0	2-2	13	12	2	.526
2021	.136	23-19	44	12	6	0	0	3	9	15	.341	12	4	12	0	.367	0	1	0-1	24	15	1	.575
TOTAL	.183	39-30	71	19	13	0	0	5	20	28	.384	15	5	20	0	.363	0	1	2-3	37	27	3	.556

BIO

Career Accolades: SEC Academic Honor Roll (2021).

**As a Redshirt Sophomore (2021):** Appeared in 23 games and made 19 starts, all at second base Hit a home run in back-to-back games for the first time in her career, hitting a pair of solo bombs in a doubleheader at UTA (Feb. 22).

**As a Sophomore (2020):** Played in 16 games and made 11 starts... Scored two runs and walked twice in her Arkansas debut against UTEP (Feb. 7)... Smashed a grand slam against Nebraska for her first homer in an Arkansas jersey (Feb. 9)... Delivered the game-tying two RBI pinch hit single in the seventh inning in win over Kansas (March 10)... Collected a pair of two hit games against New Mexico State (Feb. 9) and Furman (Feb. 15).

**At Oklahoma (2019):** Played in 37 games, primarily serving as a pinch runner... Scored 16 runs, including two at Iowa State (April 28)... Recorded her first career hit with a double against Charlotte (Feb. 9)... Tallied an RBI double and scored a run

GAME-BY-GAME

#99 Audrie LaValley - 11 games (All games)

Date	Opponent	Pos	AB	R	H	RBI	2B	3B	HR	BB	SB	CS	HBP	SAC	SFGDP	K	PO	A	E	Avg
Feb 10	vs Rutgers	*2b	3	0	0	0	0	0	0	0	0	0	0	0	0	0	0	0	0	.000
Feb 11	vs MemphisNew	*2b	2	1	2	0	1	0	0	1	0	0	0	0	0	0	5	2	0	.400
Feb 11	vs Washington	*2b	2	0	0	0	0	0	0	0	0	0	0	0	0	0	1	2	1	.286
Feb 12	vs Long Beach Stat	*p/dh	1	0	0	1	0	0	0	1	0	0	0	0	0	0	1	0	1	.250
Feb 12	vs Washington	*2b/d	1	0	0	1	0	0	0	1	0	0	1	1	0	0	1	2	2	.222
Feb 18	ILLINOIS	*2b	3	0	0	0	0	0	0	0	0	0	0	0	0	0	1	3	1	.167
Feb 19	WICHITA STATE	*2b	3	0	0	0	0	0	0	0	0	0	0	0	0	0	0	1	0	.133
Feb 19	LONGWOOD	*2b	1	1	1	0	1	0	0	1	0	0	0	0	1	0	0	1	0	.125
Feb 20	ILLINOIS	*2b	3	0	0	0	0	0	0	0	0	0	0	0	0	0	2	2	2	.105
Feb 20	WESTERN ILLINO	*2b	1	2	1	1	0	0	0	1	0	0	0	0	1	0	0	2	2	.150
Feb 27	LOUISVILLE	*2b	3	0	1	0	0	0	0	0	0	0	0	0	0	0	2	1	0	.174
Totals		11gs	23	4	4	4	1	0	0	5	0	0	1	1	2	0	6	19	13	.174

On base pct. .323 • Slugging pct. .217


RADIO/TV ROSTER CHART




KAITLYN HOWARD  
So. • 5-7 • L/L  
UTL • East End Ark.



RAIGAN KRAMER  
Fr. • 5-4 • L/R  
INF • Topeka, Kan.



VALERIE VENTURA  
R-Jr. • 5-6 • R/R  
INF • Oxnard, Calif.



LARISSA CESENA  
R-Jr. • 5-7 • L/R  
INF/OF • Riverside, Calif.  
Suh-SANE-ya



MARY HAFF  
R-Sr. • 5-10 • R/R  
RHP • Winter Haven, Fla.




LAUREN HOWELL  
So. • 5-7 • R/R  
RHP • Jefferson City, Mo.



CALLY KILDOW  
So. • 5-7 • R/R  
UTL • Gravette, Ark.  
Kill-DOW



CHENISE DELCE  
R-Jr. • 5-5 • R/R  
RHP/UTL • Oklahoma City, Okla.  
CHEN-ee-se Del-ss



KB Sides  
R-Sr. • 5-5 • L/R  
OF • Dora, Ala.



ALLY SOCKEY  
Fr. • 5-6 • R/R  
INF • Greenwood, Ark.



ABBY GORDON  
Fr. • 6-0 • R/R  
C • Garden Plain, Kan.



KACIE HOFFMANN  
Fr. • 5-9 • L/L  
UTL • Elkhorn, Neb.



SPENCER PRIGGE  
Fr. • 6-0 • L/R  
INF • Phoenix, Ariz.  
Prig-ee




MADI CONKLIN  
Fr. • 5-4 • R/R  
C • Fort Smith, Ark.



TAYLOR ELLSWORTH  
Gr. • 5-5 • R/R  
C/UTL • Georgetown, Texas




MARLENE FRIEDMAN  
So. • 5-5 • R/R  
INF • Huntington Beach, Calif.  
FREED-man



HANNAH GAMMILL  
So. • 5-8 • R/R  
INF • Beebe, Ark.



MALLORY HARDWICK  
Fr. • 5-9 • L/L  
UTL • Keller, Texas



LINNIE MALKIN  
R-Sr. • 5-11 • R/R  
OF • Broomfield, Colo.  
Mal (like pal)-kin



HANNAH MCEWEN  
R-Sr. • 5-7 • L/R  
OF • San Diego, Calif.



RYLIN HEDGECOCK  
R-Fr. • 5-9 • R/R  
UTL • Valdosta, Ga.



CHELSEI POSSAGE  
Fr. • 5-3 • R/R  
INF • Greenwood, Ark.



DANIELLE GIBSON  
R-Sr. • 6-0 • L/R  
INF • Murrieta, Calif.




SAM TORRES  
R-Jr. • 5-2 • L/L  
OF • Temecula, Calif.



CALLIE TURNER  
R-So. • 5-10 • L/L  
LHP • Land O'Lakes, Fla.



JENNA BLOOM  
R-So. • 5-10 • R/R  
LHP • Huntington Beach, Calif.



AUDRIE LAVALLEY  
R-Jr. • 5-6 • L/R  
INF • Choctaw, Okla.



COURTNEY DEIFEL  
Head Coach • 3rd Base Coach  
Sixth Season  
DIE-full



MATT MEUCHEL  
Asst. Coach • Umpire Appeals  
Sixth Season  
Michael



ANNIE SMITH  
Vol. Asst. Coach • 1st Base Coach  
Third Season