



ARKANSAS BASEBALL

ArkansasRazorbacks.com ||| @RazorbackBSB ||| Communications Contact: Oliver Grigg (ogrigg@uark.edu)

2022 SCHEDULE & RESULTS

FEBRUARY

18	ILLINOIS STATE	SECN+	L, 3-2
19	ILLINOIS STATE	SECN+	W, 5-1
20	ILLINOIS STATE	SECN+	W, 4-2
25	vs. Indiana ^	FloBaseball	W, 5-2
27	vs. #6 Stanford ^	FloBaseball	L, 5-0
27	vs. Louisiana ^	FloBaseball	W, 6-4

MARCH

2	OMAHA	SECN+	3 p.m.
4	SOUTHEASTERN	SECN+	3 p.m.
5	SOUTHEASTERN	SECN+	2 p.m.
6	SOUTHEASTERN	SECN+	1 p.m.
10	UIC	SECN+	3 p.m.
11	UIC	SECN+	3 p.m.
12	UIC	SECN+	2 p.m.
13	UIC	SECN+	12:30 p.m.
15	GRAMBLING	SECN+	6:30 p.m.
16	GRAMBLING	SECN+	4 p.m.
18	KENTUCKY *	SECN+	6:30 p.m.
19	KENTUCKY *	SECN+	6:30 p.m.
20	KENTUCKY *	SECN+	Noon
23	vs. Omaha &	YurView	3 p.m.
25	at Missouri *	SECN+	6 p.m.
26	at Missouri *	SECN+	2 p.m.
27	at Missouri *	SECN+	1 p.m.
29	LITTLE ROCK	SECN+	6:30 p.m.
30	LITTLE ROCK	SECN+	4 p.m.

APRIL

1	MISSISSIPPI STATE *	SECN	6 p.m.
2	MISSISSIPPI STATE *	SECN+	6:30 p.m.
3	MISSISSIPPI STATE *	SECN+	2 p.m.
5	UCA	SECN+	6 p.m.
7	at Florida *	SECN	6 p.m.
8	at Florida *	SECN+	6:30 p.m.
9	at Florida *	SECN+	2 p.m.
12	UAPB	SECN+	6:30 p.m.
13	UAPB	SECN+	4 p.m.
14	LSU *	SECN+	6:30 p.m.
15	LSU *	SECN	6 p.m.
16	LSU *	SECN+	2 p.m.
19	ARKANSAS STATE	SECN+	6:30 p.m.
20	ARKANSAS STATE	SECN+	4 p.m.
22	at Texas A&M *	SECN	7:30 p.m.
23	at Texas A&M *	SECN+	2 p.m.
24	at Texas A&M *	SECN+	1 p.m.
26	UCA %		6 p.m.
29	OLE MISS *	SECN+	6:30 p.m.
30	OLE MISS *	ESPN2	7 p.m.

MAY

1	OLE MISS *	ESPN2	1 p.m.
3	MISSOURI STATE	SECN+	6:30 p.m.
6	at Auburn *	SECN+	6 p.m.
7	at Auburn *	SECN	4:30 p.m.
8	at Auburn *	SECN+	1 p.m.
13	VANDERBILT *	SECN+	6:30 p.m.
14	VANDERBILT *	SECN+	6:30 p.m.
15	VANDERBILT *	SECN+	2 p.m.
19	at Alabama *	SECN+	6 p.m.
20	at Alabama *	SECN+	6 p.m.
21	at Alabama *	SECN+	1 p.m.

All times Central; Home game in BOLD

* - SEC opponent

^ - Karbach Round Rock Classic (Dell Diamond in Round Rock, Texas)
& - Game played at Kauffman Stadium in Kansas City, Mo.

% - Game played at Dickey-Stephens Park in North Little Rock, Ark.

GAME 7 ||| OMAHA vs. #3 ARKANSAS ||| MARCH 2

BAUM-WALKER STADIUM (FAYETTEVILLE, ARK.)



2-6

0-0 Summit



4-2

0-0 SEC

OMAHA MAVERICKS

In the Polls.....NR (BA) | NR (CB) | NR (D1Baseball)
.....NR (NCBWA) | NR (PG) | NR (USA Today)

Head Coach.....Evan Porter

Career Record.....92-134-1 (6th season)

Record at OmahaSame

ARKANSAS RAZORBACKS

In the Polls.....10 (BA) | 20 (CB) | 3 (D1Baseball)
.....7 (NCBWA) | 11 (PG) | 6 (USA Today)

Head Coach.....Dave Van Horn

Career Record.....1,339-644 (34th season)

Record at Arkansas.....754-404 (20th season)

ON THE BUMP

Omaha RHP Jackson Gordon (0-0, 1.29 ERA)

VS.

Arkansas RHP Mark Adamiak (0-0, 0.00 ERA)

LEADING OFF

MIDWEEK HOGBALL

- Arkansas hosts Omaha in the first midweek game of the 2022 season this Wednesday, March 2, inside the friendly confines of Baum-Walker Stadium.
- First pitch is 3 p.m. on SEC Network+ with Brett Dolan (play-by-play) and Troy Eklund (analyst) on the call.
- The Razorbacks have strung together consecutive winning weekends to begin the 2022 season, kicking off the year with a series win against Illinois State before taking two of three games in the Karbach Round Rock Classic.

SOOIEVILLE SLUGGERS

- After leading the nation in home runs (109) in 2021, Arkansas has continued to show fence-clearing power in 2022.
- Jalen Battles (2), Zack Gregory (1) and Robert Moore (1) have each swatted homers through the first six games.
- Battles' most recent blast was a go-ahead three-run shot in a come-from-behind 6-4 win against Louisiana on Sunday night in the Round Rock Classic.
- The Hogs hit 109 homers in 63 games last year, setting a single-season program record in the process.
- Six Hogs posted double-digit homer totals in 2021, including returners Moore (team-high 16), Brady Slavens (14) and Cayden Wallace (14).

HOME FOR 13 IN A ROW

- Beginning this Wednesday, Arkansas embarks on a 13-game homestand that will stretch into mid-March.
- The Razorbacks will host Southeastern for three games from March 4-6 before welcoming in UIC for a four-game set from March 10-13.
- Grambling then comes to town for a two-game midweek series on March 15-16 before SEC play kicks off.
- Arkansas opens league action with a three-game set at home against SEC East foe Kentucky from March 18-20.

THE BAUM-WALKER ADVANTAGE

- Arkansas is 604-226 (.728) all-time at Baum-Walker Stadium, including 472-163 (.743) in 20 seasons under head coach Dave Van Horn.
- Since Baum-Walker Stadium opened in 1996, the Razorbacks have won 20 or more games in 20 out of the 26 total seasons played at the venue.
- Arkansas has won 30 or more games at Baum-Walker Stadium in three of the last four seasons, doing so in 2018 (34 wins), 2019 (33 wins) and 2021 (30 wins).
- The Hogs played only 13 games at Baum-Walker Stadium in 2020, going 11-2 at home before the season was cut short due to the Covid-19 pandemic.



SERIES HISTORY

INSIDE THE SERIES: OMAHA

Overall Series Record: 0-2

Record in Fayetteville, Ark.: 0-2

DATE	SITE	W/L	SCORE
4/13/65	Fayetteville, Ark.	L	9-7
4/13/65	Fayetteville, Ark.	L	6-3

HONORED HOGS

Robert Moore

Consensus Preseason All-American (2B)

- Baseball America: Second Team
- Collegiate Baseball: Second Team
- D1Baseball: Second Team
- NCBWA: Second Team
- Perfect Game: Third Team

Preseason All-SEC First Team (2B)

USA Baseball Golden Spikes Award Preseason Watch List

Peyton Palette

Perfect Game Preseason All-American (Third Team, SP)

Kole Ramage

Karbach Round Rock Classic All-Tournament Team

Brady Slavens

Preseason All-SEC Second Team (OF)

Peyton Stovall

Baseball America Preseason SEC Freshman of the Year

Baseball America Preseason All-American (Third Team, 1B)

D1Baseball Preseason SEC Freshman of the Year

Cayden Wallace

Preseason All-SEC Second Team (3B)

USA Baseball Golden Spikes Award Preseason Watch List

Karbach Round Rock Classic All-Tournament Team

Jaxon Wiggins

Baseball America Preseason All-American (Third Team, SP)

WEEK 3

SOUTHEASTERN CONFERENCE

MARCH 1

EASTERN DIVISION

	SEC	Pct.	GB	All	Pct.	Home	Away	Neutral	Div.	Top 25	Top 10	L10	Streak
Georgia	0-0	-	-	7-0	1.000	7-0	0-0	0-0	0-0	0-0	0-0	7-0	W7
Kentucky	0-0	-	-	7-0	1.000	4-0	3-0	0-0	0-0	0-0	0-0	7-0	W7
Tennessee	0-0	-	-	7-0	1.000	7-0	0-0	0-0	0-0	0-0	0-0	7-0	W7
Missouri	0-0	-	-	6-1	.857	0-0	6-1	0-0	0-0	0-0	0-0	6-1	W4
South Carolina	0-0	-	-	6-1	.857	6-1	0-0	0-0	0-0	0-0	0-0	6-1	W5
Florida	0-0	-	-	6-2	.750	5-2	1-0	0-0	0-0	1-2	0-0	6-2	W5
Vanderbilt	0-0	-	-	5-2	.714	5-2	0-0	0-0	0-0	1-2	1-2	5-2	W4

WESTERN DIVISION

	SEC	Pct.	GB	All	Pct.	Home	Away	Neutral	Div.	Top 25	Top 10	L10	Streak
Ole Miss	0-0	-	-	6-0	1.000	6-0	0-0	0-0	0-0	0-0	0-0	6-0	W6
LSU	0-0	-	-	7-1	.875	7-0	0-1	0-0	0-0	0-1	0-0	7-1	W4
Auburn	0-0	-	-	5-2	.714	3-1	0-0	2-1	0-0	1-0	1-0	5-2	L1
Texas A&M	0-0	-	-	5-2	.714	5-2	0-0	0-0	0-0	0-0	0-0	5-2	L1
Arkansas	0-0	-	-	4-2	.667	2-1	0-0	2-1	0-0	0-1	0-1	4-2	W1
Alabama	0-0	-	-	5-3	.625	5-0	0-3	0-0	0-0	0-3	0-3	5-3	L3
Mississippi State	0-0	-	-	4-3	.571	4-3	0-0	0-0	0-0	1-2	0-0	4-3	W2

SCHEDULE (ALL TIMES EASTERN)

Wednesday, March 2

Troy at Alabama - 4 p.m. (SECN+)

Omaha at #3 Arkansas - 4 p.m. (SECN+)

Evansville at Kentucky - 4 p.m. (SECN+)

ULM at #2 Ole Miss - 5 p.m. (SECN+)

UAB at Auburn - 7 p.m. (SECN+)

Florida A&M at #14 Florida - 7 p.m. (SECN+)

#9 Mississippi State vs. Southern Miss - 7 p.m. (Pearl, Miss.)

New Orleans at #3 LSU - 7:30 p.m. (SECN+)

Friday, March 4

Murray State at Alabama - 4 p.m. (SECN+)

Southeastern Louisiana at #3 Arkansas - 4 p.m. (SECN+)

#14 TCU at Kentucky - 4 p.m. (SECN+)

#3 LSU vs. Oklahoma - 4 p.m. (Houston, Texas) (AT&T SportsNet)

#5 Georgia at #10 Georgia Tech - 6 p.m. (ACCNX)

#2 Ole Miss at UCF - 6 p.m. (ESPN+)

Rhode Island at Auburn - 7 p.m.

#14 Florida at #18 Miami - 7 p.m. (ACCNX)

Tarleton State at Missouri - 7 p.m.

Clemson at South Carolina - 7 p.m. (SECN+)

#9 Mississippi State at Tulane - 7:30 p.m.

#6 Tennessee vs. #1 Texas - 8 p.m. (Houston, Texas) (AT&T SportsNet)

Texas A&M vs. Washington State - 8 p.m. (Frisco, Texas) (FloBaseball)

#4 Vanderbilt at Hawaii - 11:35 p.m.

Saturday, March 5

#14 TCU at Kentucky - 1 p.m. (SECN+)

#10 Georgia Tech at #5 Georgia - 2 p.m. (SECN+)

Murray State at Alabama - 3 p.m. (SECN+)

Southeastern Louisiana at #3 Arkansas - 3 p.m. (SECN+)

Rhode Island at Auburn - 3 p.m. (DH)

#9 Mississippi State at Tulane - 3 p.m.

Tarleton State at Missouri - 3 p.m.

#2 Ole Miss at UCF - 4 p.m. (ESPN+)

South Carolina vs. Clemson - 4 p.m. (ACCNX) (Columbia, S.C.)

#6 Tennessee vs. Baylor - 4 p.m. (Houston, Texas) (AT&T SportsNet)

#4 Vanderbilt at Hawaii - 6:05 p.m. (DH)

#14 Florida at #18 Miami - 7 p.m. (ACCNX)

Iowa at Texas A&M - 7 p.m. (Frisco, Texas) (FloBaseball)

#3 LSU vs. #1 Texas - 8 p.m. (Houston, Texas) (AT&T SportsNet)

Sunday, March 6

#14 Florida at #18 Miami - 12 p.m. (ACCN)

#2 Ole Miss at UCF - 12 p.m. (ESPN+)

#6 Tennessee vs. Oklahoma - 12 p.m. (Houston, Texas) (AT&T SportsNet)

#14 TCU at Kentucky - 1 p.m. (SECN+)

Murray State at Alabama - 2 p.m. (SECN+)

Southeastern Louisiana at #3 Arkansas - 2 p.m. (SECN+)

Rhode Island at Auburn - 2 p.m. (SECN+)

#5 Georgia vs. #10 Georgia Tech - 2 p.m. (Lawrenceville, Ga.) (ACCNX)

#9 Mississippi State at Tulane - 2 p.m.

Tarleton State at Missouri - 2 p.m.

South Carolina at Clemson - 2 p.m. (ACCN)

#4 Vanderbilt at Hawaii - 6:05 p.m.

Texas A&M at Wichita State - 7 p.m. (Frisco, Texas) (FloBaseball)

#3 LSU vs. Baylor - 8 p.m. (Houston, Texas) (AT&T SportsNet)

Note: Rankings reflect highest among the six major polls.

Baseball America

Feb. 28

- 1 Texas
- 2 Stanford
- 3 Notre Dame
- 4 Oklahoma State
- 5 Virginia
- 6 Ole Miss
- 7 Vanderbilt
- 8 LSU
- 9 Oregon State
- 10 Arkansas**
- 11 Mississippi State
- 12 Florida State
- 13 Arizona
- 14 Georgia
- 15 NC State
- 16 Tennessee
- 17 Liberty
- 18 Florida
- 19 Georgia Tech
- 20 Sacramento State
- 21 Maryland
- 22 Long Beach State
- 23 UCLA
- 24 Old Dominion
- 25 Miami

D1Baseball

Feb. 28

- 1 Texas
- 2 Ole Miss
- 3 Arkansas**
- 4 Oklahoma State
- 5 Vanderbilt
- 6 Stanford
- 7 LSU
- 8 NC State
- 9 Mississippi State
- 10 Florida State
- 11 Arizona
- 12 Notre Dame
- 13 Oregon State
- 14 Florida
- 15 Georgia
- 16 TCU
- 17 Tennessee
- 18 Georgia Tech
- 19 Texas Tech
- 20 Liberty
- 21 Maryland
- 22 Miami
- 23 Sacramento State
- 24 North Carolina
- 25 Long Beach State

Perfect Game

Feb. 28

- 1 Texas
- 2 Stanford
- 3 LSU
- 4 Oklahoma State
- 5 Vanderbilt
- 6 Notre Dame
- 7 NC State
- 8 TCU
- 9 Ole Miss
- 10 Georgia Tech
- 11 Arkansas**
- 12 Arizona
- 13 Liberty
- 14 Tennessee
- 15 Florida State
- 16 Oregon State
- 17 Mississippi State
- 18 Miami
- 19 Texas Tech
- 20 UCLA
- 21 Maryland
- 22 UC Irvine
- 23 Long Beach State
- 24 Georgia
- 25 West Virginia

USA Today Coaches

Feb. 28

- 1 Texas
- 2 Ole Miss
- 3 Stanford
- 4 NC State
- 5 Vanderbilt
- 6 Arkansas**
- 7 LSU
- 8 Oklahoma State
- 9 Oregon State
- 10 Arizona
- 11 Tennessee
- 12 Notre Dame
- 13 Georgia
- 14 TCU
- 15 Mississippi State
- 16 Florida
- 17 Florida State
- 18 Texas Tech
- 19 Liberty
- 20 Georgia Tech
- 21 Maryland
- 22 Virginia
- 23 Miami
- 24 North Carolina
- 25 Sacramento State

Collegiate Baseball

Feb. 28

- 1 Texas
- 2 Stanford
- 3 LSU
- 4 Vanderbilt
- 5 Georgia
- 6 Tennessee
- 7 Oregon State
- 8 Oklahoma State
- 9 Notre Dame
- 10 Georgia Tech
- 11 Ole Miss
- 12 Virginia
- 13 NC State
- 14 Arizona
- 15 Liberty
- 16 Florida
- 17 Florida State
- 18 TCU
- 19 Maryland
- 20 Arkansas**
- 21 North Carolina
- 22 Miami
- 23 Texas Tech
- 24 Mississippi State
- 25 Louisiana Tech
- 26 UC Santa Barbara
- 27 UCLA
- 28 Kentucky
- 29 Coastal Carolina
- 30 Old Dominion

NCBWA

Feb. 28

- 1 Texas
- 2 Ole Miss
- 3 Stanford
- 4 NC State
- 5 LSU
- 6 Vanderbilt
- 7 Arkansas**
- 8 Oklahoma State
- 9 Oregon State
- 10 Georgia
- 11 Arizona
- 12 Mississippi State
- 13 Notre Dame
- 14 Tennessee
- 15 Florida State
- 16 Florida
- 17 TCU
- 18 Miami
- 19 Georgia Tech
- 20 Maryland
- 21 Texas Tech
- 22 Liberty
- 23 Virginia
- 24 Sacramento State
- 25 UCLA
- 26 Old Dominion
- 27 North Carolina
- 28 Long Beach State
- 29 Clemson
- 30 Louisiana Tech

ARKANSAS IN THE POLLS

	BA	D1Baseball	PG	USA Today	CB	NCBWA
Preseason	8	2	8	4	20	4
Feb. 21	9	2	9	--	23	3
Feb. 28	10	3	11	6	20	7
March 7	--	--	--	--	--	--
March 14	--	--	--	--	--	--
March 21	--	--	--	--	--	--
March 28	--	--	--	--	--	--
April 4	--	--	--	--	--	--
April 11	--	--	--	--	--	--
April 18	--	--	--	--	--	--
April 25	--	--	--	--	--	--
May 2	--	--	--	--	--	--
May 9	--	--	--	--	--	--
May 16	--	--	--	--	--	--
May 23	--	--	--	--	--	--
May 30	--	--	--	--	--	--
Final	--	--	--	--	--	--

D1 - D1Baseball.com

BA - Baseball America

USA TODAY - USA Today Coaches Poll

PG - Perfect Game

CB - Collegiate Baseball Newspaper

NCBWA - National Collegiate Baseball Writers Association



PERSONAL

Born: Sept. 17, 1960
 Hometown: Kansas City, Mo.
 Alma Mater: Arkansas (1988)
 Masters of Science: East Texas State University (1992)
 Wife: Karen
 Children: Hollan, Mariel
 Named Head Coach at Arkansas: June 21, 2002

PLAYING HISTORY

1982-84 Atlanta Braves Organization
 1982 MLB Draft: 10th Round (Atlanta Braves)
 1982 Arkansas
 1981 MLB Draft: 10th Round (Chicago White Sox)
 1980-81 McLennan Community College

COACHING HONORS

2021 SEC Coach of the Year
 2004 SEC Coach of the Year
 2001 Baseball America National Coach of the Year
 2001 BIG 12 Coach of the Year
 2001 ABCA Midwest Region Coach of the Year
 2000 ABCA Midwest Region Coach of the Year
 1997 Southland Coach of the Year
 1995 Southland Coach of the Year
 1994 NCAA Division II Coach of the Year
 1994 ABCA Central Region Coach of the Year

HALL OF FAME

2019 Arkansas Sports Hall of Fame
 2013 Winnetonka High School Hall of Fame
 2012 Ban Johnson League Hall of Fame
 2001 Central Missouri State Hall of Fame

Dave Van Horn, the 2004 and 2021 SEC Coach of the Year, enters his 20th season at the helm of the Arkansas baseball program in 2022. In his 20 seasons as Head Hog, Van Horn has elevated Arkansas into one of the nation's premier teams. Van Horn has led the Razorbacks to six College World Series appearances, 17 NCAA Tournament berths, two SEC overall titles, six SEC Western Division championships, one SEC Tournament title and a total of 754 wins and counting.

Ever since returning to his alma mater in 2003 to take over for retiring legendary Arkansas head baseball coach Norm DeBriyn, Van Horn has continued to successfully field nationally competitive teams, while also grooming two Golden Spikes Award and Dick Howser Trophy winners in Andrew Benintendi and Kevin Kopps as well as numerous All-Americans, all-conference performers and future professional baseball players. Under his guidance, 34 Razorbacks have been named All-Americans, 41 as All-SEC players and 120 have been picked in the MLB Draft. Those 120 draft picks are the third most among all active head coaches in the SEC.

Van Horn is the second-winningest coach in Arkansas history with 754 wins as Head Hog. Van Horn is one of only three active head coaches in the SEC, along with Vanderbilt's Tim Corbin and Ole Miss' Mike Bianco, with 750 or more wins at their current school.


Including his years at Nebraska, Northwestern State and Central Missouri State, Van Horn has racked up 1,125 wins at four-year institutions, which is ninth-most among all active coaches. He is also one of 10 active coaches with 1,100 or more wins at four-year schools.

DVH AGAINST 2022 OPPONENTS				
	W-L	Home	Away	Neutral
Alabama	34-25	19-8	13-14	2-3
Arkansas State	1-0	1-0	0-0	0-0
Auburn	33-22	17-10	15-12	1-0
Florida	28-21	13-5	9-12	6-4
Grambling	7-0	7-0	0-0	0-0
Illinois State	4-3	4-3	0-0	0-0
Indiana	1-0	0-0	0-0	1-0
Kentucky	26-13	13-5	13-8	0-0
Little Rock	2-1	2-1	0-0	0-0
Louisiana	1-0	0-0	0-0	1-0
LSU	24-42	13-17	10-17	1-8
Mississippi State	31-27	16-11	13-14	2-2
Missouri	12-3	7-2	5-1	0-0
Missouri State	20-9	11-7	9-2	0-0
Ole Miss	34-42	16-20	11-16	7-6
Omaha	0-0	0-0	0-0	0-0
Stanford	0-2	0-0	0-1	0-1
Texas A&M	18-14	10-5	7-9	1-0
UAPB	3-0	3-0	0-0	0-0
UCA	1-0	1-0	0-0	0-0
UIC	7-1	7-1	--	0-0
Vanderbilt	20-22	12-8	7-10	1-4

VAN HORN'S CAREER NUMBERS

Year	School	Record	Pct.	Conf.	Place	Tourn.	NCAA
1989	Texarkana CC	39-18	.684	NA	NA	NA	--
1990	Texarkana CC	44-14	.759	NA	NA	NA	--
1991	Texarkana CC	45-12	.789	NA	NA	NA	--
1992	Texarkana CC	48-10	.827	NA	1st	NA	--
1993	Texarkana CC	38-18	.678	NA	NA	NA	--
	<i>Totals</i>	<i>214-72</i>	<i>.748</i>	--	--	--	--
1994	Central Missouri State	51-11	.823	15-1	1st (Div.)	1st (4-1)	NCAA DII Champs
	<i>Totals</i>	<i>51-11</i>	<i>.823</i>	<i>15-1</i>	--	<i>1 (4-1)</i>	--
1995	Northwestern State	37-15	.711	19-5	1st	DNP (0-2)	--
1996	Northwestern State	34-27	.557	14-16	2nd (Div.)	2nd (3-2)	--
1997	Northwestern State	35-23	.603	19-9	1st	DNP (0-2)	--
	<i>Totals</i>	<i>106-65</i>	<i>.620</i>	<i>52-30</i>	--	<i>3 (3-6)</i>	--
1998	Nebraska	24-20	.545	10-13	7th	DNQ	DNQ
1999	Nebraska	42-18	.700	16-9	5th	1st (4-0)	NCAA (1-2)
2000	Nebraska	51-17	.750	21-9	2nd	1st (5-1)	NCAA (4-2)
2001	Nebraska	50-16	.758	20-8	1st	1st (4-0)	CWS (5-2)
2002	Nebraska	47-21	.691	16-11	2nd	2nd (3-1)	CWS (5-3)
	<i>Totals</i>	<i>214-92</i>	<i>.699</i>	<i>67-39</i>	--	<i>4 (16-2)</i>	<i>4 (15-9)</i>
2003	Arkansas	35-22	.612	14-16	6th West	T-7th (0-2)	NCAA (1-2)
2004	Arkansas	45-24	.652	19-11	T-1st Overall	4th (2-2)	CWS (6-3)
2005	Arkansas	39-22	.636	13-17	T-5th West	T-7th (0-2)	NCAA (2-2)
2006	Arkansas	39-21	.650	18-12	2nd West	T-7th (0-2)	NCAA (1-2)
2007	Arkansas	43-21	.672	18-12	1st West	2nd (3-1)	NCAA (2-2)
2008	Arkansas	34-24	.586	14-15	4th West	DNQ	NCAA (0-2)
2009	Arkansas	41-24	.631	14-15	4th West	4th (2-2)	CWS (7-2)
2010	Arkansas	43-21	.672	18-12	2nd West	T-7th (0-2)	NCAA (3-3)
2011	Arkansas	40-22	.645	15-15	1st West	T-3rd (2-2)	NCAA (2-2)
2012	Arkansas	46-22	.676	16-14	T-2nd West	T-9th (0-2)	CWS (7-3)
2013	Arkansas	39-22	.639	18-11	2nd West	T-3rd (2-1)	NCAA (2-2)
2014	Arkansas	40-25	.615	16-14	4th West	T-3rd (3-2)	NCAA (2-2)
2015	Arkansas	40-25	.615	17-12	3rd West	T-5th (2-2)	CWS (5-3)
2016	Arkansas	26-29	.473	7-23	7th West	DNQ	DNQ
2017	Arkansas	45-19	.703	18-11	2nd West	2nd (3-2)	NCAA (3-2)
2018	Arkansas	48-21	.696	18-12	T-1st West	T-3rd (2-1)	CWS Runner-Up (9-3)
2019	Arkansas	46-20	.697	20-10	T-1st West	T-5th (1-2)	NCAA (5-3)
2020	Arkansas	11-5	.688	--	--	--	--
2021	Arkansas	50-13	.807	22-8	1st Overall	1st (4-0)	NCAA (4-3)
2022	Arkansas	4-2	.667	--	--	--	--
	<i>Totals</i>	<i>754-404</i>	<i>.651</i>	<i>295-240</i>	--	<i>16 (26-27)</i>	<i>17 (61-42)</i>
<i>CAREER TOTALS</i>		<i>1,339-644</i>	<i>.675</i>	<i>429-310</i>	--	<i>49-36 (.577)</i>	<i>76-50 (.603)</i>

A THE ARKANSAS RAZORBACKS



ROBERT MOORE
Jr. • 5-9 • 170 • S/R
INF • Leawood, Kan.



JALEN BATTLES
Sr. • 6-2 • 210 • R/R
INF • San Antonio, Texas



ZACK GREGORY
R-Jr. • 5-10 • 190 • L/R
INF • Keller, Texas




JUDE PUTZ
Fr. • 6-0 • 170 • R/R
INF • Loch Lloyd, Mo.



KENDALL DIGGS
Fr. • 6-0 • 205 • L/R
INF • Olathe, Kan.



CAYDEN WALLACE
So. • 6-1 • 205 • R/R
INF/OF • Greenbrier, Ark.



JACE BOHROFEN
So. • 6-2 • 200 • L/R
OF • Oklahoma City, Okla.



DRAKE VARNADO
Fr. • 6-1 • 175 • R/R
INF • Port Neches, Texas



PEYTON STOVALL
Fr. • 5-11 • 190 • L/R
INF • Haughton, La.



MICHAEL TURNER
Grad. • 6-2 • 205 • L/R
C/INF • Warren, Ohio




CONNOR NOLAND
Sr. • 6-2 • 215 • R/R
RHP • Greenwood, Ark.



DYLAN LEACH
So. • 5-11 • 205 • S/R
C • Carthage, Texas



BRADY SLAVENS
Sr. • 6-3 • 205 • L/R
INF/OF • Olathe, Kan.



CHRIS LANZILLI
Grad. • 6-2 • 225 • R/R
INF/OF • Stoneham, Mass.



ELIJAH TREST
Sr. • 6-3 • 215 • L/R
RHP • White Oak, Texas



JAXON WIGGINS
So. • 6-6 • 225 • R/R
RHP • Roland, Okla.



BRAYDON WEBB
Grad. • 6-0 • 200 • R/R
RHP • McKinney, Texas



BRADY TYGART
Fr. • 6-2 • 200 • R/R
RHP • Hernando, Miss.



NICK MOTEN
Fr. • 6-1 • 210 • R/R
RHP • Florissant, Mo.




KOLE RAMAGE
R-Sr. • 6-1 • 205 • R/R
RHP • Southlake, Texas




AUSTIN LEDBETTER
Fr. • 6-1 • 190 • R/R
RHP • Bryant, Ark.




DYLAN CARTER
Jr. • 6-2 • 205 • R/R
RHP • Bentonville, Ark.



ZACK MORRIS
Jr. • 6-3 • 225 • L/L
LHP • Cabot, Ark.



HAGEN SMITH
Fr. • 6-3 • 215 • L/L
LHP • Bullard, Texas



NICK GRIFFIN
Fr. • 6-4 • 195 • R/R
LHP • Monticello, Ark.



VINCENT TRAPANI
Fr. • 6-1 • 225 • R/R
RHP • Eau Claire, Wisc.




PEYTON PALLETTE
So. • 6-1 • 180 • R/R
RHP • Benton, Ark.



JAKE FAHERTY
Fr. • 6-3 • 185 • R/R
RHP • Georgetown, Ky.



MARK ADAMIAK
R-So. • 6-4 • 230 • R/R
RHP • Shawnee, Kan.



EVAN TAYLOR
Sr. • 6-4 • 250 • L/L
LHP • Florence, Ala.



WILL MCENTIRE
R-So. • 6-4 • 225 • R/R
RHP • Bryant, Ark.



MILLER PLEIMANN
R-Jr. • 6-4 • 200 • R/R
RHP • Fayetteville, Ark.



MAX SOLIZ JR.
Fr. • 6-5 • 220 • R/R
C/OF • Madison, Ala.



TYLER CACCIATORE
R-Fr. • 6-6 • 230 • R/R
RHP • Sheridan, Ark.



HESTON TOLE
So. • 6-6 • 220 • R/R
RHP • Wichita Falls, Texas



MATTHEW MAGRE
So. • 6-1 • 220 • L/L
LHP • Fayetteville, Ark.



GABRIEL STARKS
So. • 6-1 • 220 • R/R
RHP • Pine Bluff, Ark.



EVAN GRAY
R-So. • 6-4 • 205 • R/R
RHP • Swansea, Ill.



ISSAC BRACKEN
Grad. • 6-0 • 190 • R/R
RHP • Berthoud, Colo.




ZEBULON VERMILLION
R-Sr. • 6-4 • 240 • L/R
RHP • Prairie Village, Kan.



DAVE VAN HORN
Head Coach
20th Season



NATE THOMPSON
Assistant Coach
5th Season



MATT HOBBS
Assistant Coach
4th Season



BOBBY WERNES
Assistant Coach
2nd Season



CLAY GOODWIN
Director of Operations
15th Season





No.	Player	Pos.	B/T	Yr.	Ht.	Wt.	Hometown / High School / Previous School
1	Robert Moore	INF	S/R	Jr.	5-9	170	Leawood, Kan. / Shawnee Mission East HS
2	Jalen Battles	INF	R/R	Sr.	6-2	210	San Antonio, Texas / James Madison HS / McLennan CC
3	Zack Gregory	OF	L/R	R-Jr.	5-10	190	Keller, Texas / Timber Creek HS
4	Jude Putz	INF	R/R	Fr.	6-0	170	Loch Lloyd, Mo. / Bishop Miege HS
5	Kendall Diggs	INF	L/R	Fr.	6-0	205	Olathe, Kan. / Saint Thomas Aquinas HS
7	Cayden Wallace	INF/OF	R/R	So.	6-1	205	Greenbrier, Ark. / Greenbrier HS
8	Jace Bohrofen	OF	L/R	So.	6-2	200	Oklahoma City, Okla. / Westmoore HS / Oklahoma
9	Drake Varnado	INF/OF	R/R	Fr.	6-1	175	Port Neches, Texas / IMG Academy
10	Peyton Stovall	INF	L/R	Fr.	5-11	190	Haughton, La. / Haughton HS
12	Michael Turner	C/INF	L/R	Grad.	6-2	205	Warren, Ohio / Champion HS / Kent State
13	Connor Noland	RHP	R/R	Sr.	6-2	215	Greenwood, Ark. / Greenwood HS
15	Dylan Leach	C	S/R	So.	5-11	205	Carthage, Texas / Carthage HS
17	Brady Slavens	INF/OF	L/R	Sr.	6-3	205	Olathe, Kan. / Olathe Northwest HS / Wichita State / Johnson County CC
18	Chris Lanzilli	OF	R/R	Grad.	6-2	225	Stoneham, Mass. / Dexter HS / Wake Forest
20	Elijah Trest	RHP	L/R	Sr.	6-3	215	White Oak, Texas / White Oak HS
22	Jaxon Wiggins	RHP	R/R	So.	6-6	225	Roland, Okla. / Roland HS
24	Braydon Webb	OF	R/R	Grad.	6-0	200	McKinney, Texas / McKinney Boyd HS / Grayson CC
25	Brady Tygart	RHP	R/R	Fr.	6-2	200	Hernando, Miss. / Lewisburg HS
27	Nick Moten	RHP	R/R	Fr.	6-1	210	Florissant, Mo. / Westminster Christian Academy
28	Kole Ramage	RHP	R/R	R-Sr.	6-1	205	Southlake, Texas / Southlake Carroll HS
29	Austin Ledbetter	RHP	R/R	Fr.	6-1	190	Bryant, Ark. / Bryant HS
31	Dylan Carter	RHP	R/R	Jr.	6-2	205	Bentonville, Ark. / Bentonville West HS / Crowder College
32	Zack Morris	LHP	L/L	Jr.	6-3	225	Cabot, Ark. / Cabot HS
33	Hagen Smith	LHP	L/L	Fr.	6-3	215	Bullard, Texas / Bullard HS
34	Nick Griffin	LHP	L/L	R-Fr.	6-4	195	Monticello, Ark. / Monticello HS
35	Vincent Trapani	RHP	R/R	Fr.	6-1	225	Eau Claire, Wisc. / Eau Claire Memorial HS
36	Peyton Pallette	RHP	R/R	Jr.	6-1	180	Benton, Ark. / Benton HS
37	Jake Faherty	RHP	R/R	Fr.	6-3	185	Georgetown, Ky. / Great Crossing HS
38	Mark Adamiak	RHP	R/R	R-So.	6-4	230	Shawnee, Kan. / Shawnee Mission Northwest HS
39	Evan Taylor	LHP	L/L	Sr.	6-4	250	Florence, Ala. / Florence HS
41	Will McEntire	RHP	L/R	R-So.	6-4	225	Bryant, Ark. / Bryant HS
43	Miller Pleimann	RHP	R/R	R-Jr.	6-4	200	Fayetteville, Ark. / Fayetteville HS / Wichita State
44	Max Soliz Jr.	C/OF	R/R	Fr.	6-5	220	Madison, Ala. / Bob Jones HS
46	Tyler Cacciatori	RHP	R/R	R-Fr.	6-6	230	Sheridan, Ark. / Sheridan HS
48	Heston Tole	RHP	R/R	So.	6-6	220	Wichita Falls, Texas / IMG Academy
50	Matthew Magre	LHP	L/L	So.	6-1	220	Fayetteville, Ark. / Fayetteville HS
55	Gabriel Starks	RHP	R/R	So.	6-1	220	Pine Bluff, Ark. / Watson Chapel HS
58	Evan Gray	RHP	R/R	R-So.	6-4	205	Swansea, Ill. / Belleville East HS
59	Issac Bracken	RHP	R/R	Grad.	6-0	190	Berthoud, Colo. / Berthoud HS / Northern Colorado
88	Zebulon Vermillion	RHP	L/R	R-Sr.	6-5	240	Prairie Village, Kan. / Shawnee Mission East HS

Coaches & Support Staff

Head Coach:	21 Dave Van Horn, 20th Season (Arkansas, 1988)
Assistant Coach:	30 Nate Thompson, 5th Season (Dallas Baptist, 2006)
Assistant Coach:	47 Matt Hobbs, 4th Season (Missouri, 2002)
Volunteer Assistant Coach:	6 Bobby Wernes, 2nd Season (Arkansas, 2018)
Student Assistant Coach:	14 Cullen Smith, 1st Season (Arkansas, 2021)
Director of Operations:	Clay Goodwin, 15th Season (Arkansas, 2005)
Strength & Conditioning:	Blaine Kinsley, 5th Season (Lenoir-Rhyne, 2010)
Athletic Trainer:	Corey Wood, 11th Season (East Carolina, 2008)
Director of Video & Scouting:	Zach Barr, 5th Season (Arkansas, 2017)
Equipment Manager:	Mark Taylor, 30th Season (Ouachita Baptist, 1988)
Graduate Manager:	DJ Baxendale
Student Managers:	Blake Baxendale, Bryson Halford, Josh Langham, John McElroy, Matthew Schluterman, Matt Wheeler
Sports Information Director:	Oliver Grigg, 2nd Season (Tulane, 2017)
Academics Director:	Jonathan Burgess, 1st Season (Central Arkansas, 2015)
Sports Nutritionist:	Lauren Lyons, 4th Season (Saint Louis, 2017)
Sport Administrator:	Kevin Trainor, 12th Season (Arkansas, 1994)
Administrative Assistant:	Kelly Moore, 19th Season (Arkansas, 2004)

Pronunciation Guide

Mark Adamiak	uh-dom-ee-ack
Jace Bohrofen.....	bore-fin
Tyler Cacciatori.....	catch-a-toree
Miller Pleimann.....	ply-men
Jude Putz	puts
Matthew Magre	mah-gray
Peyton Pallette	pah-let
Kole Ramage.....	ram-idge
Max Soliz Jr.....	so-leez
Brady Slavens	slay-vins
Brady Tygart.....	ty-gert



THE STARTERS

12 MICHAEL TURNER **C** **L/R** **GRAD.** **.278/.409/.444**

Graduate transfer from Kent State ... Collected his first multi-hit game and RBI as a Razorback against Illinois State (Feb. 19) ... Played and started in 25 games (all 25 starts at catcher) in 2021 while at Kent State, slashing .337/.439/.640 with six homers and 22 runs batted in on the year ... Scored 30 runs ... Racked up 30 hits, including five doubles and two triples ... Logged a 1.33 walk-to-strikeout ration (16 BB/12 SO) ... Totaled 57 bases ... Stole five bases in six attempts.

10 PEYTON STOVALL **1B** **L/R** **FR.** **.136/.174/.182**

Recorded first collegiate hit against Illinois State (Feb. 20), collecting a double and a run scored in the Razorbacks' win ... Tabbed as Preseason SEC Freshman of the Year by DiBaseball and Baseball America ... Attended Haughton High School in Haughton, La. ... The best prospect and best shortstop in Louisiana, according to Prep Baseball Report ... Perfect Game listed him as the top shortstop in Louisiana and No. 2 overall prospect ... No. 35 shortstop and 138th overall recruit nationally, according to PG.

1 ROBERT MOORE **2B** **S/R** **JR.** **.304/.407/.609**

Consensus preseason All-American ... Leads team in RBI (6) this season ... Swatted first home run of the season and drove in three RBI against Illinois State (Feb. 19) ... Tallied two doubles and two runs scored against Illinois State (Feb. 20) ... Started and played in 61 games (60 at second base, one at shortstop), slashing .283/.384/.558 with a team-high 16 homers and 53 runs batted in for the Hogs in 2021 ... Led the Razorbacks in runs scored (59) ... Racked up 66 base hits on the year, including 10 doubles and three triples ... Finished second on the Razorbacks in multi-RBI games with 14 ... Swiped six bases.

7 CAYDEN WALLACE **3B** **R/R** **SO.** **.333/.407/.542**

Leads team in hits (8) this season ... Career-high four hits, including a pair of doubles, in the win against Indiana (Feb. 25) in the Karcher Round Rock Classic ... 24th Razorback in program history to earn Freshman All-America status ... Started and played in 60 games (48 in right field, seven at third base, four in left field, one as designated hitter), slashing .279/.369/.500 with 14 homers and 44 runs batted in during 2021 ... Racked up a team-leading 67 hits, including 11 doubles ... 17 multi-hit games, including a team-leading seven three-hit performances ... 12 multi-RBI games ... Season-long hitting streak of 11 games and team-leading reached base streak of 24 games ... Played errorless defense with 90 putouts and 10 assists.

2 JALEN BATTLES **SS** **R/R** **SR.** **.227/.292/.545**

Leads team in home runs (2) this season ... Swatted a solo home run in the season opener against Illinois State (Feb. 18) ... Started and played in 61 games (all 61 at shortstop), slashing .269/.371/.407 with six homers and 43 runs batted in during 2021 campaign ... Scored 48 runs and tallied 58 hits on the year, including 12 doubles ... 14 multi-hit games and 11 multi-RBI games on the year ... Recorded a season-high six-game hitting streak ... Reached base in a season-long 12 consecutive games ... Had five steals ... 2021 SEC Tournament MVP.

8 JACE BOHROFEN **LF** **L/R** **SO.** **.000/.111/.000**

Transfer from Oklahoma ... Played in 35 games with 29 starts as a true freshman for the Sooners in 2021 ... Slashed .252/.347/.408 with two home runs and 18 runs batted in ... Scored 14 runs ... Tallied 26 hits, including four doubles and a team-leading three triples ... Drew 15 walks and one HBP ... Totaled 42 bases on the year ... 1-for-1 in stolen base attempts.

3 ZACK GREGORY **CF** **L/R** **R-JR.** **.267/.421/.533**

Swatted a solo home run in the 2022 season opener against Illinois State (Feb. 18) ... Played in 43 games with 32 starts (31 in left field, one in right field), slashing .245/.440/.412 with three home runs and 19 RBI during the 2021 season ... Scored 21 runs while collecting six doubles and one triple ... Drew 26 walks and was hit by 11 pitches, second most on the Razorbacks ... Four multi-hit games and two multi-RBI games ... Season-long five-game hitting streak ... Reached base in a season-long 10 consecutive games ... 2-for-2 on stolen base attempts.

17 BRADY SLAVENS **RF** **L/R** **SR.** **.278/.381/.333**

Matched a career high with three hits against Illinois State (Feb. 20) ... Played in 57 games with 56 starts (50 at first base, three as designated hitter, three in right field), slashing .284/.347/.560 with 14 homers and a team-leading 63 runs batted in during 2021 campaign ... Posted team highs in batting average (.284) and slugging percentage (.560) among Razorbacks with at least 100 at-bats ... Racked up 62 hits, third most on the team ... 18 multi-hit games ... Led the Razorbacks in multi-RBI games with 16.

18 CHRIS LANZILLI **DH** **R/R** **GRAD.** **.200/.360/.250**

Graduate transfer from Wake Forest ... Appeared in 170 games, making 166 starts while at Wake Forest ... Finished career at Wake Forest with a .298 batting average, 195 hits, 147 RBI, 42 home runs, 46 doubles and 76 walks ... Held an on-base percentage of .375 and a slugging percentage of .561 ... His 42 home runs also ranked tied for eighth all-time in Wake Forest history for career blasts.

THE BENCH

24 BRAYDON WEBB **OF** **R/R** **GRAD.**

Tied for the team lead in walks with four ... Made his first start of the 2022 season against Illinois State (Feb. 19), drawing a walk and scoring a run in the Razorbacks' win ... Played in 48 games with 26 starts (22 in left field, 3 in center field, one as designated hitter) during 2021 campaign, slashing .174/.372/.413 with six homers and 16 runs batted in ... Scored 25 runs on the year ... Tallied one multi-hit game and and four multi-RBI games ... Season-long hitting streak of four games and reached base streak of eight consecutive games ... Perfect 6-of-6 in stolen base attempts.

4 JUDE PUTZ **INF** **R/R** **FR.**

Attended Bishop Miege HS in Roeland Park, Kan. ... Ranked the No. 7 overall recruit and third-best prospect in Missouri, according to Perfect Game ... Nationally ranked as the No. 77 shortstop and 386th overall recruit by PG ... Prep Baseball Report ranks him as the fifth-best shortstop in Kansas and 16th overall prospect in the state ... A national Top 500 recruit according to Perfect Game.

5 KENDALL DIGGS **INF** **R/R** **FR.**

Made his collegiate debut vs. Louisiana (Feb. 27) in the Round Rock Classic, collecting his first career hit ... Attended St. Thomas Aquinas High School in Overland Park, Kan. ... The top third baseman from Kansas and second-best prospect in the state according to Perfect Game and Prep Baseball Report ... PBR ranks him the fifth-best third baseman nationally and 66th overall ... A national Top-500 prospect, ranking 144th overall and the seventh-best third baseman in the nation.

9 DRAKE VARNADO **INF/OF** **R/R** **FR.**

Selected by the Arizona Diamondbacks in the 17th round of the 2021 MLB Draft ... Attended IMG Academy in Bradenton, Fla. ... The top shortstop and 10th overall prospect in Florida, according to Prep Baseball Report ... Baseball America ranked him as the No. 59 overall player in the class ... Perfect Game listed him as the fifth-best shortstop and No. 16 overall player in Texas by Perfect Game.

15 DYLAN LEACH **C** **S/R** **SO.**

Has played in two games with two starts in 2022 ... Made his first start of the season behind the dish against Illinois State (Feb. 20) ... Played in 17 games with 10 starts at catcher during the 2021 season, slashing .257/.469/.429 with one home run and four RBI on the year ... Scored 12 runs to go along with one double and one triple ... Drew 11 walks and three hit-by-pitches ... Committed one error in 116 chances (.991 fielding percentage) behind the dish, throwing out 4-of-15 runners.

44 MAX SOLIZ JR. **C/OF** **R/R** **FR.**

Attended Bob Jones High School in Madison, Ala. ... The top catcher out of Alabama and fourth overall player in the state, according to Prep Baseball Report ... Nationally checks in at No. 16 as a catcher and No. 184 overall on PBR's lists ... Perfect Game ranked him as the third-best prospect in Alabama and top catcher ... Tabbed as the No. 11 catcher in the nation by PG and No. 134 overall recruit.

THE STARTING ROTATION

WEDNESDAY

**RHP 38 MARK ADAMIAK****R-SO.****0-0, 0.00 ERA, 1 BB, 2 SO**

Last Start: N/A

Redshirt season as a sophomore in 2021 ... Pitched twice in relief for Arkansas as a true freshman in 2020 ... Made his first appearance against South Alabama on March 6 ... Worked 1.1 innings of relief, allowing one run on two hits, striking out one of the six batters he faced ... Also pitched against Grand Canyon on March 11 for 1/3 of an inning ... Struck out the first batter he squared off against in the fifth inning, allowing two hits before giving way to another reliever ... Was charged with the two runs after the baserunners scored later in the inning.

PITCHER BREAKDOWN

	W-L-S	ERA	IP	H	R	ER	BB	SO
Starters	3-1-0	2.87	30.1	29	10	10	11	32
Relievers	1-1-4	1.90	23.2	16	7	5	13	29

THE HOG PEN

Pitcher	Last App.	IP	H	R	ER	BB	SO	HR	RI/S	---- Season Totals ----		
										RI/S	SV	Ret./1BF (BB)
Mark Adamiak	2/19 (ILS)	1.1	3	0	0	1	2	0	0/0	0/0	0	0/1 (0)
Issac Bracken	2/27 (STAN)	1.2	0	0	0	1	1	0	3/0	3/0	0	1/1 (0)
Nick Griffin	2/27 (ULL)	1.0	0	1	1	3	2	0	0/0	0/0	0	0/1 (1)
Zach Morris	2/18 (ILS)	0.2	0	0	0	1	1	0	2/0	2/0	0	1/1 (0)
Miller Pleimann	2/27 (STAN)	0.2	1	0	0	0	1	0	1/1	1/1	0	0/1 (0)
Kole Ramage	2/27 (ULL)	1.0	0	0	0	0	0	0	3/1	3/1	3	3/4 (0)
Gabriel Starks	2/18 (ILS)	0.2	0	0	0	0	1	0	2/0	2/0	0	1/1 (0)
Evan Taylor	2/19 (ILS)	0.1	0	0	0	0	1	0	2/0	2/0	0	1/1 (0)
Heston Tole	2/27 (ILS)	3.0	5	1	0	0	2	0	1/0	3/0	1	1/2 (0)
Elijah Trest	2/27 (STAN)	1.1	1	1	1	1	1	0	0/0	0/0	0	1/1 (0)
Zebulon Vermillion	2/27 (ULL)	1.0	0	0	0	1	2	0	0/0	1/0	0	1/2 (1)
TEAM TOTALS									17/2	4	10/16 (2)	

Bullpen Notes: Kole Ramage (2) and Heston Tole (1) have each logged multi-inning saves this season ... Ramage punched out six in a four-inning save against Illinois State (Feb. 20) before fanning six against in a three-inning save against Indiana (Feb. 25) in the Round Rock Classic.



Heston Tole was dominant in 12.0 innings of relief work in 2021, fanning 20 batters while walking only two. He finished his true freshman year with a 1-0 record and a 2.25 ERA.



Elijah Trest was selected by the Colorado Rockies in the 19th round of the 2021 MLB Draft, but the right-handed reliever opted to return to the Razorbacks for his senior season.



Zebulon Vermillion made 15 appearances with six starts in 2021, logging a 3-0 record with a 4.69 ERA. The redshirt senior has experience closing with three career saves to his name.



||| SEASON BESTS

TEAM GAME HIGHS

Team Batting

At-bats:	37	vs. Indiana (Feb. 25 at Round Rock, Texas)
Runs scored:	6	vs. Louisiana (Feb. 27 at Round Rock, Texas)
Hits:	12	vs. Illinois State (Feb. 20)
RBI:	5	vs. Illinois State (Feb. 19)
	5	vs. Louisiana (Feb. 27 at Round Rock, Texas)
Doubles:	4	vs. Illinois State (Feb. 19)
	4	vs. Illinois State (Feb. 20)
Triples:	1	vs. Illinois State (Feb. 20)
	1	vs. Indiana (Feb. 25 at Round Rock, Texas)
Home runs:	2	vs. Illinois State (Feb. 18)
Total bases:	18	vs. Illinois State (Feb. 20)
Walks:	8	vs. Louisiana (Feb. 27 at Round Rock, Texas)
Strikeouts:	15	vs. #6 Stanford (Feb. 27 at Round Rock, Texas)
Stolen bases:	2	vs. Louisiana (Feb. 27 at Round Rock, Texas)
Hit by pitch:	2	vs. Illinois State (Feb. 18)
Runners LOB:	11	vs. Illinois State (Feb. 20)
Hit into DP:	2	vs. #6 Stanford (Feb. 27 at Round Rock, Texas)

Fielding

Putouts:	27	(6 times)
Assists:	15	vs. Illinois State (Feb. 18)
Errors:	2	vs. #6 Stanford (Feb. 27 at Round Rock, Texas)
Passed Balls:	2	vs. Indiana (Feb. 25 at Round Rock, Texas)
DPs turned:	4	vs. #6 Stanford (Feb. 27 at Round Rock, Texas)

Pitching

Innings pitched:	9.0	(6 times)
Runs allowed:	5	vs. #6 Stanford (Feb. 27 at Round Rock, Texas)
Earned runs:	4	vs. #6 Stanford (Feb. 27 at Round Rock, Texas)
	4	vs. Louisiana (Feb. 27 at Round Rock, Texas)
Walks allowed:	6	vs. Illinois State (Feb. 18)
	6	vs. Louisiana (Feb. 27 at Round Rock, Texas)
Strikeouts:	16	vs. Indiana (Feb. 25 at Round Rock, Texas)
Hits allowed:	13	vs. #6 Stanford (Feb. 27 at Round Rock, Texas)
Doubles allowed:	2	vs. Illinois State (Feb. 19)
	2	vs. Illinois State (Feb. 20)
Triples allowed:	1	vs. Indiana (Feb. 25 at Round Rock, Texas)
Homers allowed:	1	vs. Illinois State (Feb. 20)
	1	vs. #6 Stanford (Feb. 27 at Round Rock, Texas)
Wild pitches:	2	vs. Louisiana (Feb. 27 at Round Rock, Texas)
Hit batters:	2	vs. #6 Stanford (Feb. 27 at Round Rock, Texas)
	2	vs. Louisiana (Feb. 27 at Round Rock, Texas)

INDIVIDUAL GAME HIGHS

Individual Batting

At-bats:	5	(4 times)
Runs scored:	2	Robert Moore vs. Illinois State (Feb. 20)
	2	Cayden Wallace vs. Indiana (Feb. 25 at Round Rock, Texas)
	2	Zack Gregory vs. Louisiana (Feb. 25 at Round Rock, Texas)
Hits:	4	Cayden Wallace vs. Indiana (Feb. 25 at Round Rock, Texas)
RBI:	3	Robert Moore vs. Illinois State (Feb. 19)
Doubles:	2	Robert Moore vs. Illinois State (Feb. 20)
	2	Cayden Wallace vs. Indiana (Feb. 25 at Round Rock, Texas)
Triples:	1	Cayden Wallace vs. Illinois State (Feb. 20)
	1	Michael Turner vs. Indiana (Feb. 25 at Round Rock, Texas)
Home runs:	1	(4 times)
Total bases:	6	Robert Moore vs. Illinois State (Feb. 19)
	6	Cayden Wallace vs. Indiana (Feb. 25 at Round Rock, Texas)
Walks:	2	Braydon Webb vs. #6 Stanford (Feb. 27 at Round Rock, Texas)
	2	Michael Turner vs. Louisiana (Feb. 27 at Round Rock, Texas)
Strikeouts:	4	Brady Slavens vs. #6 Stanford (Round Rock, Texas)
Stolen bases:	1	Cayden Wallace vs. Indiana (Feb. 25 at Round Rock, Texas)
	1	Cayden Wallace vs. Louisiana (Feb. 27 at Round Rock, Texas)
	1	Zack Gregory vs. Louisiana (Feb. 27 at Round Rock, Texas)
Hit by pitch:	1	(4 times)
Runners LOB:	4	Jace Bohrofen vs. Indiana (Feb. 25 at Round Rock, Texas)
	4	Peyton Stovall vs. #6 Stanford (Feb. 27 at Round Rock, Texas)

Fielding

Putouts:	15	Michael Turner vs. Indiana (Feb. 25 at Round Rock, Texas)
Assists:	6	Jalen Battles vs. Indiana (Feb. 25 at Round Rock, Texas)
Errors:	2	Cayden Wallace vs. #6 Stanford (Feb. 27 at Round Rock, Texas)
Passed balls:	2	Michael Turner vs. Indiana (Feb. 25 at Round Rock, Texas)

Pitching

Innings pitched:	6.0	Hagen Smith vs. Illinois State (Feb. 19)
	6.0	Connor Noland vs. Indiana (Feb. 25 at Round Rock, Texas)
	6.0	Jaxon Wiggins vs. Louisiana (Feb. 267 at Round Rock, Texas)
Runs allowed:	3	Hagen Smith vs. #6 Stanford (Feb. 27 at Round Rock, Texas)
	3	Jaxon Wiggins vs. Louisiana (Feb. 27 at Round Rock, Texas)
Earned runs:	3	Hagen Smith vs. #6 Stanford (Feb. 27 at Round Rock, Texas)
	3	Jaxon Wiggins vs. Louisiana (Feb. 27 at Round Rock, Texas)
Walks allowed:	3	Nick Griffin vs. Louisiana (Feb. 27 at Round Rock, Texas)
Strikeouts:	10	Connor Noland vs. Indiana (Feb. 25 at Round Rock, Texas)
Hits allowed:	6	Hagen Smith vs. #6 Stanford (Feb. 27 at Round Rock, Texas)
Doubles allowed:	2	Mark Adamiak vs. Illinois State (Feb. 19)
	2	Jaxon Wiggins vs. Illinois State (Feb. 20)
Triples allowed:	1	Connor Noland vs. Indiana (Feb. 25 at Round Rock, Texas)
Homers allowed:	1	Kole Ramage vs. Illinois State (Feb. 20)
	1	Hagen Smith vs. #6 Stanford (Feb. 27 at Round Rock, Texas)
Wild pitches:	1	(5 times)
Hit batters:	1	(6 times)

THE LAST TIME AN ARKANSAS PLAYER...

4 hits in a game.....Cayden Wallace vs. Indiana (Karcher Round Rock Classic), Feb. 25, 2022
 5 hits in a game.....Andy Wilkins at #9 Oklahoma (NCAA Regional), May 31, 2009
 6 hits in a game.....Jeremy Jackson vs. Northeastern (Okla.), April 16, 1997

2 hits in an inning.....Casey Opitz vs. Eastern Illinois, Feb. 16, 2019

2 doubles in a game.....Cayden Wallace vs. Indiana (Karcher Round Rock Classic), Feb. 25, 2022
 3 doubles in a game.....Trevor Ezell vs. TCU (NCAA Regional), June 1, 2019
 4 doubles in a game.....Rodney Nye vs. Louisiana Tech, March 31, 1998
 2 triples in a game.....Jax Biggers vs. Auburn (SEC Tournament), May 25, 2017

Led off a game with a HR.....Matt Goodheart vs. #19 Nebraska (NCAA Regional), June 5, 2021
 2 home runs in a game.....Robert Moore vs. #16 NC State (NCAA Super Regional), June 11, 2021
 3 home runs in a game.....Chad Spanberger vs. Auburn (SEC Tournament), May 26, 2017
 Grand slam.....Cayden Wallace vs. Arkansas State, May 11, 2021
 HR in consecutive at-bats.....Cullen Smith & Charlie Welch vs. UA Pine Bluff, April 14, 2021
 HR in 3 straight games.....C. Welch vs. #19 Nebraska & #16 NC State (NCAA Tournament), June 7-12, 2021
 HR in 4 straight games.....Matt Goodheart vs. UAPB & Texas A&M, April 14-18, 2021
 HR in 5 straight games.....Aaron Murphree vs. OSU, So. Dakota St. & Siena, March 2-8, 2008
 HR in 6 straight games.....Aaron Murphree vs. OSU, So. Dakota St. & Siena, March 2-9, 2008
 Pinch-hit home run.....Charlie Welch vs. #19 Nebraska (NCAA Regional), June 7, 2021
 Inside-the-park home run.....Casey Martin vs. Kentucky, May 3, 2019
 Back-to-back home runs.....M. Goodheart & C. Wallace at #2 Miss. State, March 26, 2021
 Walk-off home run.....Heston Kjerstad vs. South Alabama, March 8, 2020

Hit for the cycle.....Robert Moore vs. Central Arkansas, March 30, 2021

4 runs in a game.....Charlie Welch vs. #16 NC State (NCAA Super Regional), June 11, 2021
 5 runs in a game.....Robert Moore vs. #16 NC State (NCAA Super Regional), June 11, 2021
 6 runs in a game.....Trevor Ezell vs. Grambling St., April 30, 2019

4 RBI in a game.....C. Smith & C. Welch vs. #16 NC State (NCAA Super Regional), June 11, 2021
 5 RBI in a game.....Robert Moore vs. #16 NC State (NCAA Super Regional), June 11, 2021
 6 RBI in a game.....Christian Franklin vs. UA Pine Bluff, April 13, 2021
 7 RBI in a game.....Chad Spanberger vs. Auburn (SEC Tournament), May 25, 2017
 8 RBI in a game.....Rodney Nye vs. ORU, April 14, 1999
 9 RBI in a game.....Ryan Lundquist vs. Central Missouri St., March 4, 1997

2 stolen bases in a game.....Christian Franklin vs. Texas A&M, April 17, 2021
 3 stolen bases in a game.....Andrew Benintendi vs. Stephen F. Austin, April 15, 2015
 4 stolen bases in a game.....Logan Forsythe vs. Ole Miss, May 19, 2007
 Stole home.....Bobby Wernes vs. Ole Miss, March 28, 2015

2 errors in a game.....Matt Goodheart vs. UA Pine Bluff, April 14, 2021
 3 errors in a game.....Bobby Wernes, at LSU, April 12, 2014
 4 errors in a game.....Chris Shaddy vs. TCU, April 27, 1980

9-inning no-hitter.....Scott Roehl vs. Kansas St., March 20, 2001
 9-inning combined no-hitter.....Nick Schmidt (6.0), Brian McLelland (1.0) & Devin Collis (2.0)
vs. Oklahoma State, February 12, 2006
 7-inning combined no-hitter.....D. Taccolini (2.0), M. Cronin (3.0), & J. Alberius (2)
vs. Auburn (SEC Tournament), May 25, 2017
 1-hitter.....Trevor Stephan (7.0) at Tennessee, May 6, 2017
 1-hitter combined.....P. Wicklander (5.0 IP, 1 H), K. Ramage (1.0 IP), J. Kostyshock (1.0 IP),
K. Kopps (1.0 IP), M. Cronin (1.0 IP) vs. Western Illinois, March 12, 2019
 2-hitter.....Kacey Murphy vs. Florida (SEC Tournament), May 27, 2017
 2-hitter combined.....P. Wicklander (7.0 IP), K. Kopps (2.0 IP) at #11 South Carolina, April 23, 2021
 3-hitter.....Ryne Stanek (9.0 IP) at #6 South Carolina, March 23, 2013
 3-hitter combined.....J. Wiggins (6.0 IP), Z. Vermillion (1.0 IP), N. Griffin (1.0 IP),
K. Ramage (1.0 IP) vs. Louisiana (Round Rock Classic), Feb. 27, 2022
 Complete game.....Kacey Murphy vs. Florida (SEC Tournament), May 27, 2017
 Complete-game shutout.....Kacey Murphy vs. Florida (SEC Tournament), May 27, 2017
 10-inning or more start.....Dominic Taccolini at #12 Kentucky (10 innings), April 22, 2016
 Had 10 strikeouts.....Connor Noland vs. Indiana (Round Rock Classic), Feb. 25, 2022
 Had 11 strikeouts.....Lael Lockhart vs. Georgia (SEC Tournament), May 26, 2021
 Had 12 strikeouts.....Trevor Stephan vs. Oral Roberts (NCAA Regional), June 2, 2017
 Had 13 strikeouts.....Isaiah Campbell vs. Stony Brook, March 1, 2019
 Had 14 strikeouts.....David Walling vs. South Carolina, May 16, 1999
 Had 15 strikeouts.....Nick Schmidt vs. Auburn, May 18, 2006
 Had 16 strikeouts.....David Walling vs. Eastern Illinois, Feb. 20, 1998
 Had 17 strikeouts.....Jess Todd vs. South Carolina (SEC Tournament), May 24, 2007

THE LAST TIME AN ARKANSAS TEAM...

Scored 10 runs.....vs. Texas A&M, April 18, 2021
 Scored 11 runs.....vs. Georgia (SEC Tournament), May 26, 2021
 Scored 12 runs.....vs. UA Pine Bluff, April 13, 2021
 Scored 13 runs.....vs. NJIT (NCAA Regional), June 4, 2021
 Scored 14 runs.....vs. Memphis, March 23, 2021
 Scored 15 runs.....vs. South Alabama, March 7, 2020
 Scored 16 runs.....vs. Ark.- Pine Bluff, April 16, 2019
 Scored 17 runs.....at LSU [DH-1], May 1, 2021
 Scored 18 runs.....at #3 Ole Miss, April 11, 2021
 Scored 19 runs.....vs. Northwestern State, April 23, 2019
 Scored 20 runs.....vs. Mississippi Valley State, Feb. 24, 2016
 Scored 21 runs.....vs. #16 NC State (NCAA Super Regional), June 11, 2021
 Scored 22 runs.....vs. Louisiana Tech, Feb. 14, 2004
 Scored 23 runs.....Never
 Scored 24 runs.....Missouri Southern, Feb. 11, 1998
 Scored 25 runs.....Missouri Southern, Feb. 4, 2001
 Scored 26 runs.....vs. UA Pine Bluff, April 14, 2021
 Scored 27 runs.....Never
 Scored 28 runs.....vs. Wisconsin-Milwaukee (2), Feb. 18, 2007
 Scored 29 runs.....Morningside, April 6, 1968
 Scored 30 runs.....at South Carolina, March 30, 1997
 Scored 31-32 runs.....32 vs. Bucknell, Feb. 17, 2018
 Scored 33 + runs.....33 vs. Southwest Baptist, March 21, 1984

Had 13 hits.....vs. NJIT (NCAA Regional), June 4, 2021
 Had 14 hits.....vs. Gonzaga, Feb. 23, 2020
 Had 15 hits.....vs. SEMO, Feb. 27, 2021
 Had 16 hits.....vs. #18 Tennessee, April 26, 2019
 Had 17 hits.....vs. #16 NC State (NCAA Super Regional), June 11, 2021
 Had 18 hits.....vs. South Alabama, March 7, 2020
 Had 19 hits.....at LSU [DH-1], May 1, 2021
 Had 20 hits.....vs. Dayton, Feb. 28, 2018
 Had 21 hits.....Kentucky, April 28, 2001
 Had 22 hits.....at #6 Vanderbilt, April 14, 2019
 Had 23 hits.....Centenary, March 31, 1999
 Had 24 hits.....Georgia, March 17, 2001
 Had 25 hits.....at Centenary, March 23, 2005
 Had 26-29 hits.....28 at South Carolina, March 30, 1997
 Had 30 hits.....vs. Saint Louis, April 7, 2010
 Had 31+ hits.....32 vs. Southwest Baptist, March 21, 1984

Hit four home runs in a game.....4 - Robert Moore (2), Cullen Smith, Charlie Welch
vs. #16 NC State (NCAA Super Regional), June 11, 2021
 Hit five home runs in a game.....5 - Braydon Webb, Christian Franklin
Cayden Wallace, Cullen Smith, Jalen Battles
vs. NJIT (NCAA Regional), June 4, 2021
 Hit six or more home runs in a game.....8 - Matt Goodheart (2), Brady Slavens (2)
Cullen Smith (2), Charlie Welch (2)
vs. UA Pine Bluff, April 14, 2021

3 errors in a game.....vs. #19 Nebraska (NCAA Regional), June 6, 2021
 4 errors in a game.....vs. UA Pine Bluff, April 14, 2021
 5 errors in a game.....vs. South Carolina (SEC Tournament), May 23, 2018
 6 errors in a game.....vs. Eastern Illinois, March 5, 2016
 7 errors in a game.....vs. LA Tech, March 20, 2001

Was shutout.....vs. #6 Stanford (Round Rock Classic), Feb. 27, 2022
 Was shutout in back-to-back games.....vs. LSU, April 23-24, 2005 (7-0, 6-0)
 Held to 1 hit.....vs. Missouri State, May 17, 2016
 Held to 2 hits.....at Louisiana Tech, March 14, 2021
 Held to 3 hits.....vs. #6 Stanford (Round Rock Classic), Feb. 27, 2022
 Did not strikeout.....vs. Eastern Illinois, Feb. 16, 2019

Swept an SEC home series (three games).....vs. #9 Florida, May 20-22, 2021
 Swept an SEC road series (three games).....at #2 Mississippi State, March 26-28, 2021
 Was swept in an SEC home series.....vs. Alabama, May 13-15, 2016
 Was swept in an SEC road series.....at Mississippi State, April 20-21, 2018
 Swept a non-conference home series.....vs. UA Pine Bluff, April 13-14, 2021
 Swept a non-conference road series.....at McNeese State, March 23-24, 2010
 Was swept in a non-conference home series.....Gonzaga, March 10-11, 2015
 Was swept in a non-conference road series.....at Nebraska, April 16, 2013
 Won a conference home series.....vs. #9 Florida, May 20-22, 2021
 Won a conference road series.....at #4 Tennessee, May 14-16, 2021
 Won a non-conference home series.....vs. Illinois State, Feb. 18-20, 2022
 Won a non-conference road series.....at Louisiana Tech, March 12-14, 2021
 Lost a non-conference home series.....vs. South Alabama, Feb. 28-March 1, 2014
 Lost a non-conference road series.....at Nebraska, April 16, 2013
 Back-to-back shutouts.....UK (1-0) April 22 and UK (2-0) April 22-23, 2016
 Most consecutive shutouts.....4 vs. Wisconsin (March 15-16, 1980)
 Shut out an opponent at home.....vs. Murray State (6-0), March 7, 2021
 Shut out an opponent on the road.....at #15 Auburn (8-0), April 6, 2019
 Shut out an SEC opponent at home.....vs. Georgia (3-0), May 7, 2021
 Shut out an SEC opponent on the road.....at #15 Auburn (8-0), April 6, 2019



RECORD RUNDOWN

Overall.....	4-2
vs. top-5 teams.....	0-0
vs. top-10 teams.....	0-1
vs. top-25 teams.....	0-0
vs. unranked teams.....	4-1
At home.....	2-1
On the road.....	0-0
At neutral sites.....	2-1
In day games.....	3-2
In night games.....	1-0
In extra innings.....	0-0
vs. teams over .500.....	1-1
vs. teams .500 or worse.....	3-0
vs. right-handed starter.....	3-1
vs. left-handed starter.....	1-1
When starter receives decision.....	3-1
When reliever receives decision.....	1-1
When starter goes 5+ innings.....	4-1
When starter goes less than 5 innings.....	0-1
When scoring first.....	2-0
When opponent scores first.....	2-2
When leading after 6 innings.....	3-0
When trailing after 6 innings.....	1-1
When tied after 6 innings.....	0-1
When leading after 7 innings.....	3-0
When trailing after 7 innings.....	1-2
When tied after 7 innings.....	0-0
When leading after 8 innings.....	4-0
When trailing after 8 innings.....	0-2
When tied after 8 innings.....	0-0
In one-run games.....	0-1
In two-run games.....	2-0
In five-run or more games.....	0-1
Weekend series W-L-T.....	1-0-0
Series sweeps/times swept.....	0/0
When scoring 10+ runs.....	0-0
Shutouts/times shut out.....	0/1
When opponent scores 5 runs or less.....	4-2
When opponent scores 6 runs or more.....	0-0
When collecting 0-3 hits.....	0-1
When collecting 4-6 hits.....	1-1
When collecting 7-9 hits.....	2-0
When collecting 10-12 hits.....	1-0
When collecting 13+ hits.....	0-0
When out-hitting opponent.....	3-0
When out-hit by opponent.....	1-2
When hits are equal.....	0-0
When hitting a home run.....	2-1
When opponent hits a home run.....	1-1
When errorless.....	1-1
When committing one error.....	3-0
When committing 2 errors.....	0-1
When committing 3+ errors.....	0-0
When opponent is errorless.....	0-1
vs. SEC opponents.....	0-0
vs. SEC East opponents.....	0-0
vs. SEC West opponents.....	0-0
vs. non-conf. opponents.....	3-1
Game 1 of weekend series.....	0-1
Game 2 of weekend series.....	1-0
Game 3 of weekend series.....	1-0
Game 4 of weekend series.....	0-0
In February.....	4-2
In March.....	0-0
In April.....	0-0
In May.....	0-0
In June.....	0-0

MULTI-HIT GAMES

Name	2	3	4	5+	Total
Robert Moore	3	-	-	-	3
Cayden Wallace	1	-	1	-	2
Brady Slavens	-	1	-	-	1
Peyton Stovall	1	-	-	-	1
Michael Turner	1	-	-	-	1
Jalen Battles	1	-	-	-	1
TEAM	7	1	1	-	9

CAREER MULTI-HIT GAMES

Name	2018	2019	2020	2021	2022	Total
Chris Lanzilli	10	29	6	16	-	61
Michael Turner	8	14	2	10	1	35
Robert Moore	-	-	6	18	3	27
Brady Slavens	-	8	-	18	1	27
Cayden Wallace	-	-	-	17	2	19
Jalen Battles	-	-	-	14	1	15
Jace Bohrofen	-	-	7	-	-	7
Braydon Webb	-	-	5	1	-	6
Zack Gregory	-	-	1	4	-	5
Dylan Leach	-	-	-	1	-	1
Peyton Stovall	-	-	-	-	1	1

MULTI-RBI GAMES

Name	2	3	4	5+	Total
Robert Moore	1	1	-	-	2
Jalen Battles	-	1	-	-	1
TEAM	1	2	-	-	3

HITTING STREAKS

Name	Longest	Current
Michael Turner	3	3
Robert Moore	3	1
Chris Lanzilli	3	-
Jalen Battles	3	1
Cayden Wallace	3	1
Zack Gregory	2	2
Brady Slavens	2	-
Peyton Stovall	2	-
Kendall Diggs	1	1

REACHED BASE STREAKS

Name	Longest	Current
Chris Lanzilli	6	6
Robert Moore	6	6
Zack Gregory	5	5
Jalen Battles	4	1
Brady Slavens	4	-
Michael Turner	3	3
Cayden Wallace	3	1
Peyton Stovall	3	-
Braydon Webb	3	-
Jace Bohrofen	1	1
Dylan Leach	1	1
Kendall Diggs	1	1

CAREER HOME RUNS

Name	Solo	2R	3R	GS	Total
Chris Lanzilli	-	-	-	-	42
Robert Moore	9	8	2	-	19
Brady Slavens	4	6	5	-	15
Cayden Wallace	7	3	2	1	14
Michael Turner	-	-	-	-	11
Jalen Battles	4	3	1	-	8
Braydon Webb	4	3	-	-	7
Zack Gregory	3	-	1	-	4
Jace Bohrofen	-	-	-	-	2
Dylan Leach	1	-	-	-	1

HOME RUN BREAKDOWN

Total.....	4
at Baum-Walker Stadium.....	3
on the Road.....	0
Neutral Site.....	1
vs. RHP.....	3
vs. LHP.....	1
w/ 0 Outs.....	1
w/ 1 Out.....	3
w/ 2 Outs.....	0
Solo.....	3
Two-Run.....	0
Three-Run.....	1
Grand Slam.....	0
Leadoff.....	1
Back-To-Back.....	0
Pinch-Hit.....	0
Walk-Off.....	0
Before 7th Inning.....	3
7th Inning and Beyond.....	1
Opponent Total.....	2
Last HR Given Up.....	2R
Longest Stretch Without HR Allowed.....	2
Current Streak of No HR Allowed.....	1

COMEBACKS

defined as any win when trailing after an inning

Date / Opponent	Score (Inn.)	Final
Feb. 20 / Illinois State	0-1 (3)	W, 4-2
Feb. 27 / Louisiana	2-3 (7)	W, 6-4

BLOWN LEADS

defined as any loss when leading after an inning

Date/Opponent	Score (Inn.)	Final
---------------	--------------	-------

HOME RUN CHART |||



No.	Player	Game	Date	Opponent	Pitcher	On Base	Inning	Outs	Count	Score	Final
1	Jalen Battles (1)*	1	Feb. 18	Illinois State	RHP Colin Wyman	0	5th	0	2-1	0-2	L, 3-2
2	Zack Gregory (1)	1	Feb. 18	Illinois State	RHP Colin Wyman	0	5th	1	1-1	1-2	L, 3-2
3	Robert Moore (1)	2	Feb. 19	Illinois State	LHP Sean Sinisko	0	2nd	1	0-1	0-0	W, 5-1
4	Jalen Battles (2)	6	Feb. 27	vs. Louisiana	RHP Drew Shifflet	2	9th	1	1-0	2-3	W, 6-4

* - indicates leadoff home run | ^ - indicates back-to-back home run | ! - indicates walk-off home run | + - indicates pinch-hit home run



||| TEAM PITCHING GAME-BY-GAME

STARTERS GAME-BY-GAME

Opponent	W-L	IP	H	R	ER	BB	K
Illinois State	--	5.0	5	2	2	2	5
Illinois State	W	6.0	5	0	0	1	5
Illinois State	W	5.0	5	1	1	2	5
vs. Indiana	W	6.0	5	1	1	2	10
vs. #6 Stanford	L	2.1	6	3	3	2	3
vs. Louisiana	W	6.0	3	3	3	2	4

BULLPEN GAME-BY-GAME

Opponent	W-L	IP	H	R	ER	BB	K
Illinois State	L	4.0	2	1	1	4	3
Illinois State	--	3.0	4	1	1	2	5
Illinois State	--	4.0	2	1	1	0	6
vs. Indiana	--	3.0	1	1	0	1	6
vs. #6 Stanford	--	6.2	7	2	1	2	4
vs. Louisiana		3.0	0	1	1	4	4

TEAM RECORD PER STARTER

Pitcher (Total Starts)	Record
Jaxon Wiggins (2)	2-0
Connor Noland (2)	1-1
Hagen Smith (2)	1-1

QUALITY STARTS

Pitcher (Total Starts)	QS	Record
Connor Noland (2)	1	1-0
Hagen Smith (2)	1	1-0
Jaxon Wiggins (2)	1	1-0

RUN SUPPORT

Pitcher (Total Starts)	Runs	Per Start
Jaxon Wiggins (2)	10	5.0
Connor Noland (2)	7	3.5
Hagen Smith (2)	5	2.5



RECORD: 4-2 • **HOME:** 2-1 • **AWAY:** 0-0 • **NEUTRAL:** 2-1 • **SEC:** 0-0

Date	Opponent	1	2	3	4	5	6	7	8	9
Feb. 18	Illinois State	Stovall	Wallace	Bohrofen	Moore	Turner	Slavens	Battles	Lanzilli	Gregory
Feb. 19	Illinois State	Stovall	Wallace	Bohrofen	Webb	Moore	Slavens	Lanzilli	Turner	Battles
Feb. 20	Illinois State	Stovall	Wallace	Moore	Lanzilli	Slavens	Webb	Gregory	Battles	Leach
Feb. 25	vs. Indiana	Stovall	Wallace	Moore	Bohrofen	Lanzilli	Slavens	Turner	Battles	Gregory
Feb. 27	vs. #6 Stanford	Stovall	Wallace	Moore	Lanzilli	Turner	Webb	Slavens	Battles	Gregory
Feb. 27	vs. Louisiana	Gregory	Wallace	Moore	Turner	Lanzilli	Bohrofen	Battles	Diggs	Leach



||| GAME-BY-GAME DEFENSIVE LINEUP

RECORD: 4-2 • **HOME:** 2-1 • **AWAY:** 0-0 • **NEUTRAL:** 2-1 • **SEC:** 0-0

Date	Opponent	C	1B	2B	3B	SS	LF	CF	RF	DH
Feb. 18	Illinois State	Turner	Stovall	Moore	Wallace	Battles	Bohrofen	Gregory	Slavens	Lanzilli
Feb. 19	Illinois State	Turner	Stovall	Moore	Wallace	Battles	Bohrofen	Webb	Slavens	Lanzilli
Feb. 20	Illinois State	Leach	Stovall	Moore	Wallace	Battles	Lanzilli	Webb	Gregory	Slavens
Feb. 25	vs. Indiana	Turner	Stovall	Moore	Wallace	Battles	Bohrofen	Gregory	Slavens	Lanzilli
Feb. 27	vs. #6 Stanford	Turner	Stovall	Moore	Wallace	Battles	Gregory	Webb	Slavens	Lanzilli
Feb. 27	vs. Louisiana	Leach	Turner	Moore	Wallace	Battles	Bohrofen	Gregory	Lanzilli	Diggs



RECORD: 4-2 • **HOME:** 2-1 • **AWAY:** 0-0 • **NEUTRAL:** 2-1 • **SEC:** 0-0

Date	Opponent	AB	R	H	RBI	2B	3B	HR	BB	IBB	SB	CS	HBP	SAC	SF	GDP	K	PO	A	E	Avg.
Feb. 18	Illinois State	31	2	4	2	0	0	2	2	0	0	0	2	0	0	0	9	27	15	0	.129
Feb. 19	Illinois State	32	5	8	5	4	0	1	4	0	0	0	1	0	0	0	4	27	9	0	.190
Feb. 20	Illinois State	34	4	12	4	4	1	0	5	1	0	0	0	0	0	1	8	27	12	1	.247
Feb. 25	vs. Indiana	37	5	9	4	3	1	0	4	0	1	0	1	0	0	0	6	27	9	1	.246
Feb. 27	vs. #6 Stanford	29	0	3	0	0	0	0	6	0	0	0	0	0	0	0	15	27	13	2	.221
Feb. 27	vs. Louisiana	34	6	6	5	2	0	1	8	0	2	0	0	0	0	1	13	27	10	1	.213
Totals		197	22	42	20	13	2	4	29	1	3	0	4	0	0	2	55	162	68	5	.213



||| GAME-BY-GAME PITCHING

RECORD: 4-2 • **HOME:** 2-1 • **AWAY:** 0-0 • **NEUTRAL:** 2-1 • **SEC:** 0-0

Date	Opponent	IP	H	R	ER	BB	SO	2B	3B	HR	WP	BK	HBP	DP	IBB	Score	W	L	SV	ERA
Feb. 18	Illinois State	9.0	7	3	3	6	8	1	0	0	2	1	1	0	0	2-3	0	1	0	3.00
Feb. 19	Illinois State	9.0	9	1	1	3	10	2	0	0	0	0	0	2	0	5-1	1	1	1	2.00
Feb. 20	Illinois State	9.0	7	2	2	2	11	2	0	1	1	1	1	0	0	4-2	2	1	2	2.00
Feb. 25	vs. Indiana	9.0	6	2	1	3	16	1	1	0	0	0	0	2	0	5-2	3	1	3	1.75
Feb. 27	vs. #6 Stanford	9.0	13	5	4	4	8	1	0	1	1	0	2	4	0	0-5	3	2	3	2.20
Feb. 27	vs. Louisiana	9.0	3	4	4	6	8	1	0	0	2	0	2	1	0	6-4	4	2	4	2.50
	Totals	54.0	45	17	15	24	61	8	1	2	5	2	6	9	0	22-17	4	2	4	2.50



1 ROBERT MOORE

SEASON HIGHS

Category	High	Opponent (Last)	Date
Hits	2	3x (vs. Indiana)	2/25/22
Runs	2	Illinois State	2/20/22
Doubles	2	Illinois State	2/20/22
Triples	--	--	--
Home Runs	1	Illinois State	2/19/22
RBI	3	Illinois State	2/19/22
Walks	1	4x (vs. Louisiana)	2/27/22
Stolen Bases	--	--	--

CAREER HIGHS

Category	High	Opponent (Last)	Date
Hits	4	2x (#16 NC State)	6/11/21
Runs	5	#16 NC State	6/11/21
Doubles	2	2x (Illinois State)	2/20/22
Triples	1	2x (Little Rock)	4/7/21
Home Runs	2	3x (#16 NC State)	6/11/21
RBI	6	UCA	3/30/21
Walks	4	at #3 Ole Miss	4/11/21
Stolen Bases	2	vs. #3 Texas Tech	2/20/21



3 ZACK GREGORY

SEASON HIGHS

Category	High	Opponent (Last)	Date
Hits	1	4x (vs. Louisiana)	2/27/22
Runs	2	vs. Louisiana	2/27/22
Doubles	1	vs. Louisiana	2/27/22
Triples	--	--	--
Home Runs	1	Illinois State	2/18/22
RBI	1	2x (Illinois State)	2/20/22
Walks	1	3x (vs. Louisiana)	2/27/22
Stolen Bases	1	vs. Louisiana	2/27/22

CAREER HIGHS

Category	High	Opponent (Last)	Date
Hits	2	5x (at LSU)	5/1/21
Runs	2	5x (vs. Louisiana)	2/27/22
Doubles	1	6x (vs. Louisiana)	2/27/22
Triples	1	Auburn	4/2/21
Home Runs	1	4x (Illinois State)	2/18/22
RBI	3	2x (Texas A&M)	4/18/21
Walks	3	Murray State	3/7/21
Stolen Bases	1	3x (vs. Louisiana)	2/27/22



2 JALEN BATTLES

SEASON HIGHS

Category	High	Opponent (Last)	Date
Hits	2	Illinois State	2/20/22
Runs	1	4x (vs. Louisiana)	2/27/22
Doubles	1	Illinois State	2/20/22
Triples	--	--	--
Home Runs	1	2x (vs. Louisiana)	2/27/22
RBI	3	vs. Louisiana	2/27/22
Walks	1	2x (vs. Indiana)	2/25/22
Stolen Bases	--	--	--

CAREER HIGHS

Category	High	Opponent (Last)	Date
Hits	3	4x (vs. #4 Tennessee)	5/30/21
Runs	4	NJIT	6/4/21
Doubles	2	2x (#16 NC State)	6/11/21
Triples	--	--	--
Home Runs	2	UCA	3/30/21
RBI	4	UCA	3/30/21
Walks	3	2x (vs. Georgia)	5/26/21
Stolen Bases	1	5x (at #3 Ole Miss)	4/10/21



4 JUDE PUTZ

SEASON HIGHS

Category	High	Opponent (Last)	Date
Hits	--	--	--
Runs	--	--	--
Doubles	--	--	--
Triples	--	--	--
Home Runs	--	--	--
RBI	--	--	--
Walks	--	--	--
Stolen Bases	--	--	--

CAREER HIGHS

Category	High	Opponent (Last)	Date
Hits	--	--	--
Runs	--	--	--
Doubles	--	--	--
Triples	--	--	--
Home Runs	--	--	--
RBI	--	--	--
Walks	--	--	--
Stolen Bases	--	--	--



5 KENDALL DIGGS

SEASON HIGHS

Category	High	Opponent (Last)	Date
Hits	1	vs. Louisiana	2/27/22
Runs	--	--	--
Doubles	--	--	--
Triples	--	--	--
Home Runs	--	--	--
RBI	--	--	--
Walks	--	--	--
Stolen Bases	--	--	--

CAREER HIGHS

Category	High	Opponent (Last)	Date
Hits	1	vs. Louisiana	2/27/22
Runs	--	--	--
Doubles	--	--	--
Triples	--	--	--
Home Runs	--	--	--
RBI	--	--	--
Walks	--	--	--
Stolen Bases	--	--	--




7 CAYDEN WALLACE

SEASON HIGHS

Category	High	Opponent (Last)	Date
Hits	4	vs. Indiana	2/25/22
Runs	2	vs. Indiana	2/25/22
Doubles	2	vs. Indiana	2/25/22
Triples	1	Illinois State	2/20/22
Home Runs	--	--	--
RBI	1	2x (vs. Indiana)	2/25/22
Walks	1	3x (vs. Louisiana)	2/27/22
Stolen Bases	1	2x (vs. Louisiana)	2/27/22

CAREER HIGHS

Category	High	Opponent (Last)	Date
Hits	4	vs. Indiana	2/25/22
Runs	3	2x (#16 NC State)	6/11/21
Doubles	2	vs. Indiana	2/25/22
Triples	1	Illinois State	2/20/22
Home Runs	2	#9 Florida	5/20/21
RBI	4	2x (#9 Florida)	5/20/21
Walks	3	vs. Georgia	5/26/21
Stolen Bases	1	2x (vs. Louisiana)	2/27/22



8 JACE BOHROFEN

SEASON HIGHS

Category	High	Opponent (Last)	Date
Hits	--	--	--
Runs	1	vs. Louisiana	2/27/22
Doubles	--	--	--
Triples	--	--	--
Home Runs	--	--	--
RBI	--	--	--
Walks	1	vs. Louisiana	2/27/22
Stolen Bases	--	--	--

CAREER HIGHS

Category	High	Opponent (Last)	Date
Hits	3	2x (vs. #8 Texas Tech)	5/4/21
Runs	2	3x (#7 Texas Tech)	5/14/21
Doubles	1	4x (#7 Texas Tech)	5/16/21
Triples	1	3x (#7 Texas Tech)	5/14/21
Home Runs	1	2x (at Kansas State)	4/17/21
RBI	6	UT Arlington	3/9/21
Walks	3	at #11 Oklahoma State	3/30/21
Stolen Bases	1	vs. #2 Texas	5/27/21



9 DRAKE VARNADO

SEASON HIGHS

Category	High	Opponent (Last)	Date
Hits	--	--	--
Runs	1	Illinois State	2/19/22
Doubles	--	--	--
Triples	--	--	--
Home Runs	--	--	--
RBI	--	--	--
Walks	--	--	--
Stolen Bases	--	--	--

CAREER HIGHS

Category	High	Opponent (Last)	Date
Hits	--	--	--
Runs	1	Illinois State	2/19/22
Doubles	--	--	--
Triples	--	--	--
Home Runs	--	--	--
RBI	--	--	--
Walks	--	--	--
Stolen Bases	--	--	--



10 PEYTON STOVALL

SEASON HIGHS

Category	High	Opponent (Last)	Date
Hits	2	Illinois State	2/20/22
Runs	1	Illinois State	2/20/22
Doubles	1	Illinois State	2/20/22
Triples	--	--	--
Home Runs	--	--	--
RBI	--	--	--
Walks	1	Illinois State	2/19/22
Stolen Bases	--	--	--

CAREER HIGHS

Category	High	Opponent (Last)	Date
Hits	2	Illinois State	2/20/22
Runs	1	Illinois State	2/20/22
Doubles	1	Illinois State	2/20/22
Triples	--	--	--
Home Runs	--	--	--
RBI	--	--	--
Walks	1	Illinois State	2/19/22
Stolen Bases	--	--	--



15 DYLAN LEACH

SEASON HIGHS

Category	High	Opponent (Last)	Date
Hits	--	--	--
Runs	1	vs. Louisiana	2/27/22
Doubles	--	--	--
Triples	--	--	--
Home Runs	--	--	--
RBI	--	--	--
Walks	1	vs. Louisiana	2/27/22
Stolen Bases	--	--	--

CAREER HIGHS

Category	High	Opponent (Last)	Date
Hits	2	Central Arkansas	3/30/21
Runs	3	Central Arkansas	3/30/21
Doubles	1	Central Arkansas	3/30/21
Triples	1	Little Rock	4/7/21
Home Runs	1	Central Arkansas	3/30/21
RBI	2	Central Arkansas	3/30/21
Walks	3	Memphis	3/23/21
Stolen Bases	--	--	--



12 MICHAEL TURNER

SEASON HIGHS

Category	High	Opponent (Last)	Date
Hits	2	Illinois State	2/19/22
Runs	--	--	--
Doubles	1	Illinois State	2/19/22
Triples	1	vs. Indiana	2/25/22
Home Runs	--	--	--
RBI	1	3x (vs. Louisiana)	2/27/22
Walks	2	vs. Louisiana	2/27/22
Stolen Bases	--	--	--

CAREER HIGHS

Category	High	Opponent (Last)	Date
Hits	4	4x (at Bowling Green)	5/10/19
Runs	3	5x (at Bowling Green)	4/4/21
Doubles	1	22x (Illinois State)	2/19/22
Triples	1	5x (vs. Indiana)	2/25/22
Home Runs	1	11x (at Bowling Green)	4/4/21
RBI	6	at Bowling Green	5/10/19
Walks	2	13x (vs. Louisiana)	2/27/22
Stolen Bases	2	Toledo	5/4/19



17 BRADY SLAVENS

SEASON HIGHS

Category	High	Opponent (Last)	Date
Hits	3	Illinois State	2/20/22
Runs	1	vs. Indiana	2/25/22
Doubles	1	vs. Indiana	2/25/22
Triples	--	--	--
Home Runs	--	--	--
RBI	1	Illinois State	2/20/22
Walks	1	3x (vs. Indiana)	2/25/22
Stolen Bases	--	--	--

CAREER HIGHS

Category	High	Opponent (Last)	Date
Hits	3	6x (Illinois State)	2/20/22
Runs	3	2x (Murray State)	3/6/21
Doubles	2	at Louisiana Tech	3/13/21
Triples	1	3x (at LSU)	5/1/21
Home Runs	2	2x (#9 Florida)	5/22/21
RBI	5	3x (#9 Florida)	5/22/21
Walks	2	4x (Arkansas State)	5/11/21
Stolen Bases	1	2x (at Louisiana Tech)	3/12/21



18 CHRIS LANZILLI

SEASON HIGHS

Category	High	Opponent (Last)	Date
Hits	1	4x (vs. #6 Stanford)	2/27/22
Runs	--	--	--
Doubles	1	Illinois State	2/19/22
Triples	--	--	--
Home Runs	--	--	--
RBI	1	Illinois State	2/20/22
Walks	1	4x (vs. Louisiana)	2/27/22
Stolen Bases	--	--	--

CAREER HIGHS

Category	High	Opponent (Last)	Date
Hits	4	Virginia Tech	4/6/19
Runs	3	5x (Brown)	2/29/20
Doubles	3	at Duke	3/23/19
Triples	--	--	--
Home Runs	2	5x (NC State)	5/2/21
RBI	10	Boston College	3/17/19
Walks	3	at Florida State	4/28/19
Stolen Bases	1	8x (Northeastern)	2/19/21



24 BRAYDON WEBB

SEASON HIGHS

Category	High	Opponent (Last)	Date
Hits	--	--	--
Runs	1	2x (vs. Louisiana)	2/27/22
Doubles	--	--	--
Triples	--	--	--
Home Runs	--	--	--
RBI	--	--	--
Walks	2	vs. #6 Stanford	2/27/22
Stolen Bases	--	--	--

CAREER HIGHS

Category	High	Opponent (Last)	Date
Hits	3	vs. Baylor	3/1/20
Runs	3	4x (at #3 Ole Miss)	4/11/21
Doubles	1	4x (#9 Florida)	5/20/21
Triples	--	--	--
Home Runs	1	7x (NJIT)	6/4/21
RBI	3	at #4 Tennessee	5/15/21
Walks	4	Memphis	3/23/21
Stolen Bases	2	South Alabama	3/7/20



44 MAX SOLIZ JR.

SEASON HIGHS

Category	High	Opponent (Last)	Date
Hits	--	--	--
Runs	--	--	--
Doubles	--	--	--
Triples	--	--	--
Home Runs	--	--	--
RBI	--	--	--
Walks	--	--	--
Stolen Bases	--	--	--

CAREER HIGHS

Category	High	Opponent (Last)	Date
Hits	--	--	--
Runs	--	--	--
Doubles	--	--	--
Triples	--	--	--
Home Runs	--	--	--
RBI	--	--	--
Walks	--	--	--
Stolen Bases	--	--	--



13 CONNOR NOLAND

SEASON HIGHS

Category	High	Opponent (Last)	Date
Innings	6.0	vs. Indiana	2/25/22
Longest Start	6.0	vs. Indiana	2/25/22
Shortest Start	5.0	Illinois State	2/18/22
Longest Relief	--	--	--
Hits	5	2x (vs. Indiana)	2/25/22
Runs	2	Illinois State	2/18/22
Earned Runs	2	Illinois State	2/18/22
Walks	2	2x (vs. Indiana)	2/25/22
Strikeouts	10	vs. Indiana	2/25/22

CAREER HIGHS

Category	High	Opponent (Last)	Date
Innings	7.2	#2 Mississippi State	4/20/19
Longest Start	7.2	#2 Mississippi State	4/20/19
Shortest Start	0.0	at #6 Vanderbilt	4/13/19
Longest Relief	4.2	SEMO	2/26/21
Hits	7	#21 Ole Miss	3/30/19
Runs	6	at LSU	5/1/21
Earned Runs	6	at LSU	5/1/21
Walks	3	Gonzaga	2/21/20
Strikeouts	11	Eastern Illinois	2/14/20



22 JAXON WIGGINS

SEASON HIGHS

Category	High	Opponent (Last)	Date
Innings	6.0	vs. Louisiana	2/27/22
Longest Start	6.0	vs. Louisiana	2/27/22
Shortest Start	5.0	Illinois State	2/20/22
Longest Relief	--	--	--
Hits	5	Illinois State	2/20/22
Runs	3	vs. Louisiana	2/27/22
Earned Runs	3	vs. Louisiana	2/27/22
Walks	2	2x (vs. Louisiana)	2/27/22
Strikeouts	5	Illinois State	2/20/22

CAREER HIGHS

Category	High	Opponent (Last)	Date
Innings	6.0	vs. Louisiana	2/27/22
Longest Start	6.0	vs. Louisiana	2/27/22
Shortest Start	2.0	vs. #9 Florida	5/22/21
Longest Relief	2.0	2x (Texas A&M)	4/18/21
Hits	5	Illinois State	2/20/22
Runs	5	at #3 Ole Miss	4/11/21
Earned Runs	5	at #3 Ole Miss	4/11/21
Walks	2	3x (vs. Louisiana)	2/27/22
Strikeouts	5	2x Illinois State	2/20/22



20 ELIJAH TREST

SEASON HIGHS

Category	High	Opponent (Last)	Date
Innings	1.1	vs. #6 Stanford	2/27/22
Longest Start	--	--	--
Shortest Start	--	--	--
Longest Relief	1.1	vs. #6 Stanford	2/27/22
Hits	1	vs. #6 Stanford	2/27/22
Runs	1	vs. #6 Stanford	2/27/22
Earned Runs	1	vs. #6 Stanford	2/27/22
Walks	1	vs. #6 Stanford	2/27/22
Strikeouts	1	vs. #6 Stanford	2/27/22

CAREER HIGHS

Category	High	Opponent (Last)	Date
Innings	3.0	3x (vs. #3 Texas Tech)	2/20/21
Longest Start	--	--	--
Shortest Start	--	--	--
Longest Relief	3.0	3x (vs. #3 Texas Tech)	2/20/21
Hits	3	Central Arkansas	3/30/21
Runs	3	3x (#15 LSU)	5/10/19
Earned Runs	3	3x (#15 LSU)	5/10/19
Walks	3	Oral Roberts	4/9/19
Strikeouts	4	2x (vs. #3 Texas Tech)	2/20/21



25 BRADY TYGART

SEASON HIGHS

Category	High	Opponent (Last)	Date
Innings	--	--	--
Longest Start	--	--	--
Shortest Start	--	--	--
Longest Relief	--	--	--
Hits	--	--	--
Runs	--	--	--
Earned Runs	--	--	--
Walks	--	--	--
Strikeouts	--	--	--

CAREER HIGHS

Category	High	Opponent (Last)	Date
Innings	--	--	--
Longest Start	--	--	--
Shortest Start	--	--	--
Longest Relief	--	--	--
Hits	--	--	--
Runs	--	--	--
Earned Runs	--	--	--
Walks	--	--	--
Strikeouts	--	--	--



27 NICK MOTEN

SEASON HIGHS

Category	High	Opponent (Last)	Date
Innings	--	--	--
Longest Start	--	--	--
Shortest Start	--	--	--
Longest Relief	--	--	--
Hits	--	--	--
Runs	--	--	--
Earned Runs	--	--	--
Walks	--	--	--
Strikeouts	--	--	--

CAREER HIGHS

Category	High	Opponent (Last)	Date
Innings	--	--	--
Longest Start	--	--	--
Shortest Start	--	--	--
Longest Relief	--	--	--
Hits	--	--	--
Runs	--	--	--
Earned Runs	--	--	--
Walks	--	--	--
Strikeouts	--	--	--



29 AUSTIN LEDBETTER

SEASON HIGHS

Category	High	Opponent (Last)	Date
Innings	--	--	--
Longest Start	--	--	--
Shortest Start	--	--	--
Longest Relief	--	--	--
Hits	--	--	--
Runs	--	--	--
Earned Runs	--	--	--
Walks	--	--	--
Strikeouts	--	--	--

CAREER HIGHS

Category	High	Opponent (Last)	Date
Innings	--	--	--
Longest Start	--	--	--
Shortest Start	--	--	--
Longest Relief	--	--	--
Hits	--	--	--
Runs	--	--	--
Earned Runs	--	--	--
Walks	--	--	--
Strikeouts	--	--	--




28 KOLE RAMAGE

SEASON HIGHS

Category	High	Opponent (Last)	Date
Innings	4.0	Illinois State	2/20/22
Longest Start	--	--	--
Shortest Start	--	--	--
Longest Relief	4.0	Illinois State	2/20/22
Hits	2	2x (Illinois State)	2/20/22
Runs	1	2x (Illinois State)	2/20/22
Earned Runs	1	2x (Illinois State)	2/20/22
Walks	1	2x (vs. Indiana)	2/25/22
Strikeouts	6	2x (vs. Indiana)	2/25/22

CAREER HIGHS

Category	High	Opponent (Last)	Date
Innings	5.0	2x (vs. Baylor)	3/1/20
Longest Start	5.0	2x (vs. Baylor)	3/1/20
Shortest Start	1.2	#4 Kentucky	3/17/18
Longest Relief	4.2	at #15 Auburn	4/5/19
Hits	7	at #6 Vanderbilt	4/13/19
Runs	7	at #6 Vanderbilt	4/13/19
Earned Runs	7	at #6 Vanderbilt	4/13/19
Walks	6	#14 Ole Miss	6/9/19
Strikeouts	7	2x (Little Rock)	4/6/21



31 DYLAN CARTER

SEASON HIGHS

Category	High	Opponent (Last)	Date
Innings	--	--	--
Longest Start	--	--	--
Shortest Start	--	--	--
Longest Relief	--	--	--
Hits	--	--	--
Runs	--	--	--
Earned Runs	--	--	--
Walks	--	--	--
Strikeouts	--	--	--

CAREER HIGHS

Category	High	Opponent (Last)	Date
Innings	--	--	--
Longest Start	--	--	--
Shortest Start	--	--	--
Longest Relief	--	--	--
Hits	--	--	--
Runs	--	--	--
Earned Runs	--	--	--
Walks	--	--	--
Strikeouts	--	--	--



32 ZACK MORRIS

SEASON HIGHS

Category	High	Opponent (Last)	Date
Innings	0.2	Illinois State	2/18/22
Longest Start	--	--	--
Shortest Start	--	--	--
Longest Relief	0.2	Illinois State	2/18/22
Hits	0	Illinois State	2/18/22
Runs	0	Illinois State	2/18/22
Earned Runs	0	Illinois State	2/18/22
Walks	1	Illinois State	2/18/22
Strikeouts	--	--	--

CAREER HIGHS

Category	High	Opponent (Last)	Date
Innings	2.0	2x (UA Pine Bluff)	4/13/21
Longest Start	--	--	--
Shortest Start	--	--	--
Longest Relief	2.1	Grand Canyon	3/11/20
Hits	2	3x (at #11 South Carolina)	4/23/21
Runs	3	2x (Arkansas State)	5/11/21
Earned Runs	3	Texas A&M	4/18/21
Walks	3	Texas A&M	4/18/21
Strikeouts	4	UA Pine Bluff	4/13/21



34 NICK GRIFFIN

SEASON HIGHS

Category	High	Opponent (Last)	Date
Innings	1.0	vs. Louisiana	2/27/22
Longest Start	--	--	--
Shortest Start	--	--	--
Longest Relief	1.0	vs. Louisiana	2/27/22
Hits	0	vs. Louisiana	2/27/22
Runs	1	vs. Louisiana	2/27/22
Earned Runs	1	vs. Louisiana	2/27/22
Walks	3	vs. Louisiana	2/27/22
Strikeouts	2	vs. Louisiana	2/27/22

CAREER HIGHS

Category	High	Opponent (Last)	Date
Innings	1.0	vs. Louisiana	2/27/22
Longest Start	--	--	--
Shortest Start	--	--	--
Longest Relief	1.0	vs. Louisiana	2/27/22
Hits	0	vs. Louisiana	2/27/22
Runs	1	vs. Louisiana	2/27/22
Earned Runs	1	vs. Louisiana	2/27/22
Walks	3	vs. Louisiana	2/27/22
Strikeouts	2	vs. Louisiana	2/27/22



33 HAGEN SMITH

SEASON HIGHS

Category	High	Opponent (Last)	Date
Innings	6.0	Illinois State	2/19/22
Longest Start	6.0	Illinois State	2/19/22
Shortest Start	2.1	vs. #6 Stanford	2/27/22
Longest Relief	--	--	--
Hits	6	vs. #6 Stanford	2/27/22
Runs	3	vs. #6 Stanford	2/27/22
Earned Runs	3	vs. #6 Stanford	2/27/22
Walks	2	vs. #6 Stanford	2/27/22
Strikeouts	5	Illinois State	2/19/22

CAREER HIGHS

Category	High	Opponent (Last)	Date
Innings	6.0	Illinois State	2/19/22
Longest Start	6.0	Illinois State	2/19/22
Shortest Start	2.1	vs. #6 Stanford	2/27/22
Longest Relief	--	--	--
Hits	6	vs. #6 Stanford	2/27/22
Runs	3	vs. #6 Stanford	2/27/22
Earned Runs	3	vs. #6 Stanford	2/27/22
Walks	2	vs. #6 Stanford	2/27/22
Strikeouts	5	Illinois State	2/19/22



35 VINCENT TRAPANI

SEASON HIGHS

Category	High	Opponent (Last)	Date
Innings	--	--	--
Longest Start	--	--	--
Shortest Start	--	--	--
Longest Relief	--	--	--
Hits	--	--	--
Runs	--	--	--
Earned Runs	--	--	--
Walks	--	--	--
Strikeouts	--	--	--

CAREER HIGHS

Category	High	Opponent (Last)	Date
Innings	--	--	--
Longest Start	--	--	--
Shortest Start	--	--	--
Longest Relief	--	--	--
Hits	--	--	--
Runs	--	--	--
Earned Runs	--	--	--
Walks	--	--	--
Strikeouts	--	--	--



36 PEYTON PALLETTE

SEASON HIGHS

Category	High	Opponent (Last)	Date
Innings	--	--	--
Longest Start	--	--	--
Shortest Start	--	--	--
Longest Relief	--	--	--
Hits	--	--	--
Runs	--	--	--
Earned Runs	--	--	--
Walks	--	--	--
Strikeouts	--	--	--

CAREER HIGHS

Category	High	Opponent (Last)	Date
Innings	6.0	Texas A&M	4/17/21
Longest Start	6.0	Texas A&M	4/17/21
Shortest Start	1.0	#22 Alabama	3/19/21
Longest Relief	4.1	Auburn	4/2/21
Hits	9	at #3 Ole Miss	4/10/21
Runs	7	at #3 Ole Miss	4/10/21
Earned Runs	7	at #3 Ole Miss	4/10/21
Walks	3	3x (at #11 South Carolina)	4/23/21
Strikeouts	10	Murray State	3/5/21



38 MARK ADAMIAK

SEASON HIGHS

Category	High	Opponent (Last)	Date
Innings	1.1	Illinois State	2/19/22
Longest Start	--	--	--
Shortest Start	--	--	--
Longest Relief	1.1	Illinois State	2/19/22
Hits	3	Illinois State	2/19/22
Runs	0	Illinois State	2/19/22
Earned Runs	0	Illinois State	2/19/22
Walks	1	Illinois State	2/19/22
Strikeouts	2	Illinois State	2/19/22

CAREER HIGHS

Category	High	Opponent (Last)	Date
Innings	1.1	2x (Illinois State)	2/19/22
Longest Start	--	--	--
Shortest Start	--	--	--
Longest Relief	1.1	2x (Illinois State)	2/19/22
Hits	3	Illinois State	2/19/22
Runs	1	South Alabama	3/6/20
Earned Runs	3	South Alabama	3/6/20
Walks	1	Illinois State	2/19/22
Strikeouts	2	Illinois State	2/19/22



37 JAKE FAHERTY

SEASON HIGHS

Category	High	Opponent (Last)	Date
Innings	--	--	--
Longest Start	--	--	--
Shortest Start	--	--	--
Longest Relief	--	--	--
Hits	--	--	--
Runs	--	--	--
Earned Runs	--	--	--
Walks	--	--	--
Strikeouts	--	--	--

CAREER HIGHS

Category	High	Opponent (Last)	Date
Innings	--	--	--
Longest Start	--	--	--
Shortest Start	--	--	--
Longest Relief	--	--	--
Hits	--	--	--
Runs	--	--	--
Earned Runs	--	--	--
Walks	--	--	--
Strikeouts	--	--	--



39 EVAN TAYLOR

SEASON HIGHS

Category	High	Opponent (Last)	Date
Innings	0.1	Illinois State	2/19/22
Longest Start	--	--	--
Shortest Start	--	--	--
Longest Relief	0.1	Illinois State	2/19/22
Hits	0	Illinois State	2/19/22
Runs	0	Illinois State	2/19/22
Earned Runs	0	Illinois State	2/19/22
Walks	0	Illinois State	2/19/22
Strikeouts	1	Illinois State	2/19/22

CAREER HIGHS

Category	High	Opponent (Last)	Date
Innings	2.0	2x (#22 Alabama)	3/19/21
Longest Start	--	--	--
Shortest Start	--	--	--
Longest Relief	2.0	2x (#22 Alabama)	3/19/21
Hits	5	#22 Alabama	3/19/21
Runs	5	#22 Alabama	3/19/21
Earned Runs	5	#22 Alabama	3/19/21
Walks	2	4x (SEMO)	2/26/21
Strikeouts	4	Western Illinois	3/13/19

**41 WILL McENTIRE****SEASON HIGHS**

Category	High	Opponent (Last)	Date
Innings	--	--	--
Longest Start	--	--	--
Shortest Start	--	--	--
Longest Relief	--	--	--
Hits	--	--	--
Runs	--	--	--
Earned Runs	--	--	--
Walks	--	--	--
Strikeouts	--	--	--

CAREER HIGHS

Category	High	Opponent (Last)	Date
Innings	6.0	Grand Canyon	3/10/20
Longest Start	6.0	Grand Canyon	3/10/20
Shortest Start	6.0	Grand Canyon	3/10/20
Longest Relief	2.0	South Alabama	3/7/20
Hits	7	Grand Canyon	3/10/20
Runs	1	Grand Canyon	3/10/20
Earned Runs	1	Grand Canyon	3/10/20
Walks	--	--	--
Strikeouts	4	South Alabama	3/7/20

**46 TYLER CACCIATORI****SEASON HIGHS**

Category	High	Opponent (Last)	Date
Innings	--	--	--
Longest Start	--	--	--
Shortest Start	--	--	--
Longest Relief	--	--	--
Hits	--	--	--
Runs	--	--	--
Earned Runs	--	--	--
Walks	--	--	--
Strikeouts	--	--	--

CAREER HIGHS


Category	High	Opponent (Last)	Date
Innings	--	--	--
Longest Start	--	--	--
Shortest Start	--	--	--
Longest Relief	--	--	--
Hits	--	--	--
Runs	--	--	--
Earned Runs	--	--	--
Walks	--	--	--
Strikeouts	--	--	--

**43 MILLER PLEIMANN****SEASON HIGHS**

Category	High	Opponent (Last)	Date
Innings	0.2	vs. #6 Stanford	2/27/22
Longest Start	--	--	--
Shortest Start	--	--	--
Longest Relief	0.2	vs. #6 Stanford	2/27/22
Hits	1	vs. #6 Stanford	2/27/22
Runs	0	vs. #6 Stanford	2/27/22
Earned Runs	0	vs. #6 Stanford	2/27/22
Walks	0	vs. #6 Stanford	2/27/22
Strikeouts	1	vs. #6 Stanford	2/27/22

CAREER HIGHS

Category	High	Opponent (Last)	Date
Innings	2.2	2x (Omaha)	3/26/19
Longest Start	2.2	Omaha	3/26/19
Shortest Start	--	--	--
Longest Relief	2.2	Rhode Island	3/16/19
Hits	4	Rhode Island	3/16/19
Runs	3	2x (UCF)	4/19/19
Earned Runs	3	UCF	4/19/19
Walks	3	2x (Memphis)	3/24/21
Strikeouts	3	2x (Memphis)	3/24/21

**48 HESTON TOLE****SEASON HIGHS**

Category	High	Opponent (Last)	Date
Innings	3.0	vs. #6 Stanford	2/27/22
Longest Start	--	--	--
Shortest Start	--	--	--
Longest Relief	3.0	vs. #6 Stanford	2/27/22
Hits	5	vs. #6 Stanford	2/27/22
Runs	1	2x (vs. #6 Stanford)	2/27/22
Earned Runs	1	Illinois State	2/19/22
Walks	1	Illinois State	2/19/22
Strikeouts	2	2x (vs. #6 Stanford)	2/27/22

CAREER HIGHS

Category	High	Opponent (Last)	Date
Innings	3.0	vs. #6 Stanford	2/27/22
Longest Start	--	--	--
Shortest Start	--	--	--
Longest Relief	3.0	vs. #6 Stanford	2/27/22
Hits	5	vs. #6 Stanford	2/27/22
Runs	2	NJIT	6/4/21
Earned Runs	2	NJIT	6/4/21
Walks	1	3x (Illinois State)	2/19/22
Strikeouts	4	2x (#16 NC State)	6/11/21



50 MATTHEW MAGRE

SEASON HIGHS

Category	High	Opponent (Last)	Date
Innings	--	--	--
Longest Start	--	--	--
Shortest Start	--	--	--
Longest Relief	--	--	--
Hits	--	--	--
Runs	--	--	--
Earned Runs	--	--	--
Walks	--	--	--
Strikeouts	--	--	--

CAREER HIGHS

Category	High	Opponent (Last)	Date
Innings	0.2	SEMO	2/27/21
Longest Start	--	--	--
Shortest Start	--	--	--
Longest Relief	0.2	SEMO	2/27/21
Hits	0	SEMO	2/27/21
Runs	0	SEMO	2/27/21
Earned Runs	0	SEMO	2/27/21
Walks	1	SEMO	2/27/21
Strikeouts	1	SEMO	2/27/21



58 EVAN GRAY

SEASON HIGHS

Category	High	Opponent (Last)	Date
Innings	--	--	--
Longest Start	--	--	--
Shortest Start	--	--	--
Longest Relief	--	--	--
Hits	--	--	--
Runs	--	--	--
Earned Runs	--	--	--
Walks	--	--	--
Strikeouts	--	--	--

CAREER HIGHS

Category	High	Opponent (Last)	Date
Innings	1.0	5x (Little Rock)	4/6/21
Longest Start	--	--	--
Shortest Start	--	--	--
Longest Relief	1.0	5x (Little Rock)	4/6/21
Hits	2	Little Rock	4/6/21
Runs	2	Little Rock	4/6/21
Earned Runs	2	Oklahoma	3/16/21
Walks	1	2x (Little Rock)	4/6/21
Strikeouts	2	Murray State	3/7/21



55 GABRIEL STARKS

SEASON HIGHS

Category	High	Opponent (Last)	Date
Innings	0.2	Illinois State	2/18/22
Longest Start	--	--	--
Shortest Start	--	--	--
Longest Relief	0.2	Illinois State	2/18/22
Hits	0	Illinois State	2/18/22
Runs	0	Illinois State	2/18/22
Earned Runs	0	Illinois State	2/18/22
Walks	0	Illinois State	2/18/22
Strikeouts	1	Illinois State	2/18/22

CAREER HIGHS

Category	High	Opponent (Last)	Date
Innings	1.0	4x (UAPB)	4/13/21
Longest Start	--	--	--
Shortest Start	--	--	--
Longest Relief	1.0	4x (UAPB)	4/13/21
Hits	1	3x (UAPB)	4/13/21
Runs	3	UAPB	4/13/21
Earned Runs	3	UAPB	4/13/21
Walks	3	UAPB	4/13/21
Strikeouts	2	2x (UAPB)	4/13/21



59 ISSAC BRACKEN

SEASON HIGHS

Category	High	Opponent (Last)	Date
Innings	1.2	vs. #6 Stanford	2/27/22
Longest Start	--	--	--
Shortest Start	--	--	--
Longest Relief	1.2	vs. #6 Stanford	2/27/22
Hits	0	vs. #6 Stanford	2/27/22
Runs	0	vs. #6 Stanford	2/27/22
Earned Runs	0	vs. #6 Stanford	2/27/22
Walks	1	vs. #6 Stanford	2/27/22
Strikeouts	1	vs. #6 Stanford	2/27/22

CAREER HIGHS

Category	High	Opponent (Last)	Date
Innings	9.0	California Baptist	4/28/19
Longest Start	9.0	California Baptist	4/28/19
Shortest Start	1.2	Sacramento State	3/26/17
Longest Relief	3.0	2x (at Air Force)	5/15/18
Hits	11	at UC Davis	3/16/18
Runs	8	Sacramento State	5/5/19
Earned Runs	7	2x (Sacramento State)	5/5/19
Walks	5	Sacramento State	5/5/19
Strikeouts	10	North Dakota State	3/1/19



88 ZEBULON VERMILLION

SEASON HIGHS

Category	High	Opponent (Last)	Date
Innings	1.0	2x (vs. Louisiana)	2/27/22
Longest Start	--	--	--
Shortest Start	--	--	--
Longest Relief	1.0	2x (vs. Louisiana)	2/27/22
Hits	0	2x (vs. Louisiana)	2/27/22
Runs	0	2x (vs. Louisiana)	2/27/22
Earned Runs	0	2x (vs. Louisiana)	2/27/22
Walks	2	Illinois State	2/18/22
Strikeouts	2	vs. Louisiana	2/27/22

CAREER HIGHS

Category	High	Opponent (Last)	Date
Innings	8.0	2x (#22 Alabama)	3/20/21
Longest Start	8.0	2x (#22 Alabama)	3/20/21
Shortest Start	2.2	Auburn	4/2/21
Longest Relief	3.0	3x (South Alabama)	3/8/20
Hits	7	at #2 Mississippi State	3/27/21
Runs	4	at #2 Mississippi State	3/27/21
Earned Runs	4	at #2 Mississippi State	3/27/21
Walks	4	SEMO	2/26/21
Strikeouts	6	South Alabama	3/8/20



OVERALL STATISTICS

Record: 4-2 Home: 2-1 Away: 0-0 Neutral: 2-1 SEC: 0-0

Player	avg	gp-gs	ab	r	h	2b	3b	hr	rbi	tb	slg%	bb	hp	so	gdp	ob%	sf	sh	sb-att	po	a	e	fld%
Cayden Wallace	.333	6-6	24	3	8	3	1	0	2	13	.542	3	0	3	0	.407	0	0	2-2	3	11	3	.824
Robert Moore	.304	6-6	23	3	7	4	0	1	6	14	.609	4	0	5	1	.407	0	0	0-0	13	21	0	1.000
Brady Slavens	.278	5-5	18	1	5	1	0	0	1	6	.333	3	0	6	0	.381	0	0	0-0	6	0	0	1.000
Michael Turner	.278	6-5	18	0	5	1	1	0	3	8	.444	3	1	5	0	.409	0	0	0-0	49	6	0	1.000
Zack Gregory	.267	5-5	15	5	4	1	0	1	2	8	.533	3	1	4	0	.421	0	0	1-1	9	1	0	1.000
Kendall Diggs	.250	1-1	4	0	1	0	0	0	0	1	.250	0	0	2	0	.250	0	0	0-0	0	0	0	.000
Jalen Battles	.227	6-6	22	4	5	1	0	2	5	12	.545	2	0	7	0	.292	0	0	0-0	14	23	1	.974
Chris Lanzilli	.200	6-6	20	0	4	1	0	0	1	5	.250	4	1	5	0	.360	0	0	0-0	4	0	0	1.000
Peyton Stovall	.136	5-5	22	1	3	1	0	0	0	4	.182	1	0	4	0	.174	0	0	0-0	41	1	0	1.000
Jace Bohrofen	.000	4-4	16	1	0	0	0	0	0	0	.000	1	1	6	0	.111	0	0	0-0	2	0	0	1.000
Braydon Webb	.000	4-3	9	2	0	0	0	0	0	0	.000	4	0	5	1	.308	0	0	0-0	2	0	0	1.000
Dylan Leach	.000	2-2	6	1	0	0	0	0	0	0	.000	1	0	3	0	.143	0	0	0-0	17	0	1	.944
Drake Varnado	.000	2-0	0	1	0	0	0	0	0	0	.000	0	0	0	0	.000	0	0	0-0	0	0	0	.000
Totals	.213	6	197	22	42	13	2	4	20	71	.360	29	4	55	2	.326	0	0	3-3	162	68	5	.979
Opponents	.228	6	197	17	45	8	1	2	14	61	.310	24	6	61	7	.330	0	1	9-11	156	41	6	.970

LOB - Team (52), Opp (49). DPs turned - Team (9), Opp (4). IBB - Team (1), Moore 1.

(All games Sorted by Earned run avg)

Player	era	w-l	app	gs	cg	sho	sv	ip	h	r	er	bb	so	2b	3b	hr	b/avg	wp	hp	bk	sfa	sha
Zebulon Vermillion	0.00	1-0	2	0	0	0/0	0	2.0	0	0	0	3	3	0	0	0	.000	0	0	0	0	0
Issac Bracken	0.00	0-0	1	0	0	0/0	0	1.2	0	0	0	1	1	0	0	0	.000	0	1	0	0	0
Mark Adamiak	0.00	0-0	1	0	0	0/0	0	1.1	3	0	0	1	2	2	0	0	.429	0	0	0	0	0
Miller Pleimann	0.00	0-0	1	0	0	0/0	0	0.2	1	0	0	0	1	0	0	0	.333	1	0	0	0	0
Gabriel Starks	0.00	0-0	1	0	0	0/0	0	0.2	0	0	0	0	1	0	0	0	.000	1	0	0	0	0
Zack Morris	0.00	0-0	1	0	0	0/0	0	0.2	0	0	0	1	1	0	0	0	.000	0	0	0	0	0
Evan Taylor	0.00	0-0	1	0	0	0/0	0	0.1	0	0	0	0	1	0	0	0	.000	0	0	0	0	0
Kole Ramage	1.86	0-1	4	0	0	0/0	3	9.2	5	3	2	2	12	1	0	1	.147	0	1	0	0	0
Heston Tole	2.08	0-0	2	0	0	0/0	1	4.1	6	2	1	1	4	0	0	0	.333	0	0	0	0	0
Connor Noland	2.45	1-0	2	2	0	0/0	0	11.0	10	3	3	4	15	1	1	0	.250	0	1	1	0	1
Hagen Smith	3.24	1-1	2	2	0	0/0	0	8.1	11	3	3	3	8	0	0	1	.344	0	1	0	0	0
Jaxon Wiggins	3.27	1-0	2	2	0	0/0	0	11.0	8	4	4	4	9	3	0	0	.195	2	1	1	0	0
Elijah Trest	6.75	0-0	1	0	0	0/0	0	1.1	1	1	1	1	1	1	0	0	.200	0	0	0	0	0
Nick Griffin	9.00	0-0	1	0	0	0/0	0	1.0	0	1	1	3	2	0	0	0	.000	1	1	0	0	0
Totals	2.50	4-2	6	6	0	0/0	4	54.0	45	17	15	24	61	8	1	2	.228	5	6	2	0	1
Opponents	3.29	2-4	6	6	0	1/1	1	52.0	42	22	19	29	55	13	2	4	.213	2	4	0	0	0

PB - Team (3), Turner 2, Leach 1, Opp (1). Pickoffs - Team (1), Wiggins 1. SBA/ATT - Turner (5-7), Leach (4-4), Noland (3-3), Wiggins (3-3), Tole (1-2), Pleimann (1-1), Trest (0-1), Ramage (1-1).

Score by innings	1	2	3	4	5	6	7	8	9	Total
Arkansas	1	1	2	4	7	0	1	5	1	22
Opponents	3	3	3	0	2	0	1	2	3	17

Record when ...

Overall	4-2	After 6 leading	3-0
Conference	0-0 trailing	1-1
Non-Conference	4-2 tied	0-1
Home games	2-1	After 7 leading	3-0
Away games	0-0 trailing	1-2
Neutral site	2-1 tied	0-0
Day games	3-2	After 8 leading	4-0
Night games	1-0 trailing	0-2
vs Left starter	1-1 tied	0-0
vs Right starter	3-1		
1-Run games	0-1	Hit 0 home runs	2-1
2-Run games	2-0	... 1 home run	2-0
5+Run games	0-1	... 2+ home runs	0-1
Extra innings	0-0		
Shutouts	0-1	Opponent 0 home runs	3-1
	 1 home run	1-1
Scoring 0-2 runs	0-2 2+ HRs	0-0
..... 3-5 runs	3-0		
..... 6-9 runs	1-0	Made 0 errors	1-1
..... 10+ runs	0-0 1 error	3-0
	 2+ errors	0-1
Opponent 0-2 runs	3-0		
..... 3-5 runs	1-2	Opp. made 0 errors	0-1
..... 6-9 runs	0-0 1 error	3-1
..... 10+ runs	0-0 2+ errors	1-0
Scored in 1st inning	1-0	Out-hit opponent	3-0
Opp. scored in 1st	1-1	Out-hit by opponent	1-2
Scores first	2-0	Hits are tied	0-0
Opp. scores first	2-2		

Record when team scores:

Runs	0	1	2	3	4	5	6	7	8	9	10+
W-L	0-1	0-0	0-1	0-0	1-0	2-0	1-0	0-0	0-0	0-0	0-0

Record when opponent scores:

Runs	0	1	2	3	4	5	6	7	8	9	10+
W-L	0-0	1-0	2-0	0-1	1-0	0-1	0-0	0-0	0-0	0-0	0-0

Record when leading after:

Inn.	1	2	3	4	5	6	7	8
W-L	1-0	2-0	2-0	2-0	3-0	3-0	3-0	4-0

Record when trailing after:

Inn.	1	2	3	4	5	6	7	8
W-L	1-1	2-2	2-2	1-2	1-1	1-1	1-2	0-2

Record when tied after:

Inn.	1	2	3	4	5	6	7	8
W-L	2-1	0-0	0-0	1-0	0-1	0-1	0-0	0-0

Current winning streak: 1

Longest winning streak: 3

Longest losing streak: 1

Home attendance : 31456 (3 dates avg = 10485)

Away attendance : 0 (3 dates avg = 0)

Total attendance: 31456 (6 dates avg = 5242)



||| MISCELLANEOUS STATS

Multiple Hit Games	2	3	4	5+	Total
Robert Moore	3	-	-	-	3
Cayden Wallace	1	-	1	-	2
Brady Slavens	-	1	-	-	1
Peyton Stovall	1	-	-	-	1
Michael Turner	1	-	-	-	1
Jalen Battles	1	-	-	-	1
TEAM	7	1	1	0	9

Multiple RBI Games	2	3	4	5+	Total
Robert Moore	1	1	-	-	2
Jalen Battles	-	1	-	-	1
TEAM	1	2	0	0	3

Hitting Streaks	Longest	Current
Michael Turner	3	3
Robert Moore	3	1
Chris Lanzilli	3	-
Jalen Battles	3	1
Cayden Wallace	3	1
Zack Gregory	2	2
Brady Slavens	2	-
Peyton Stovall	2	-
Kendall Diggs	1	1

Reached Base Streaks	Longest	Current
Chris Lanzilli	6	6
Robert Moore	6	6
Zack Gregory	5	5
Jalen Battles	4	1
Brady Slavens	4	-
Michael Turner	3	3
Cayden Wallace	3	1
Peyton Stovall	3	-
Braydon Webb	3	-
Jace Bohrofen	1	1
Dylan Leach	1	1
Kendall Diggs	1	1

Starting Lineup By Position
(Team W-L record when starter)

PITCHER:		
Jaxon Wiggins	2	(2-0)
Connor Noland	2	(1-1)
Hagen Smith	2	(1-1)
CATCHER:		
Michael Turner	4	(2-2)
Dylan Leach	2	(2-0)
FIRST BASE:		
Peyton Stovall	5	(3-2)
Michael Turner	1	(1-0)
SECOND BASE:		
Robert Moore	6	(4-2)
THIRD BASE:		
Cayden Wallace	6	(4-2)
SHORTSTOP:		
Jalen Battles	6	(4-2)
LEFT FIELD:		
Jace Bohrofen	4	(3-1)
Chris Lanzilli	1	(1-0)
Zack Gregory	1	(0-1)
CENTER FIELD:		
Zack Gregory	3	(2-1)
Braydon Webb	3	(2-1)
RIGHT FIELD:		
Brady Slavens	4	(2-2)
Chris Lanzilli	1	(1-0)
Zack Gregory	1	(1-0)
DESIGNATED HITTER:		
Chris Lanzilli	4	(2-2)
Brady Slavens	1	(1-0)
Kendall Diggs	1	(1-0)

Starting Lineup By Lineup Spot
(Team W-L record when starter)

LEADOFF:		
Peyton Stovall	5	(3-2)
Zack Gregory	1	(1-0)
2ND SPOT:		
Cayden Wallace	6	(4-2)
3RD SPOT:		
Robert Moore	4	(3-1)
Jace Bohrofen	2	(1-1)
CLEANUP:		
Chris Lanzilli	2	(1-1)
Michael Turner	1	(1-0)
Jace Bohrofen	1	(1-0)
Braydon Webb	1	(1-0)
Robert Moore	1	(0-1)
5TH SPOT:		
Chris Lanzilli	2	(2-0)
Michael Turner	2	(0-2)
Robert Moore	1	(1-0)
Brady Slavens	1	(1-0)
6TH SPOT:		
Brady Slavens	3	(2-1)
Braydon Webb	2	(1-1)
Jace Bohrofen	1	(1-0)
7TH SPOT:		
Jalen Battles	2	(1-1)
Michael Turner	1	(1-0)
Zack Gregory	1	(1-0)
Chris Lanzilli	1	(1-0)
Brady Slavens	1	(0-1)
8TH SPOT:		
Jalen Battles	3	(2-1)
Kendall Diggs	1	(1-0)
Michael Turner	1	(1-0)
Chris Lanzilli	1	(0-1)
9TH SPOT:		
Zack Gregory	3	(1-2)
Dylan Leach	2	(2-0)
Jalen Battles	1	(1-0)



STARTERS SUMMARY

Player	GS	Position											Batting Order								
		p	c	1b	2b	3b	ss	lf	cf	rf	of	dh	1st	2nd	3rd	4th	5th	6th	7th	8th	9th
Robert Moore	6	.	.	.	6	4	1	1
Chris Lanzilli	6	1	.	1	.	4	.	.	.	2	2	.	1	1	.
Cayden Wallace	6	6	6
Jalen Battles	6	6	2	3	1
Brady Slavens	5	4	.	1	1	3	1	.	.
Michael Turner	5	.	4	1	1	2	.	1	1	.
Peyton Stovall	5	.	.	5	5
Zack Gregory	5	1	3	1	.	.	1	1	.	3
Jace Bohrofen	4	4	2	1	.	1	.	.	.
Braydon Webb	3	3	1	.	2	.	.	.
Hagen Smith	2	2
Connor Noland	2	2
Dylan Leach	2	.	2	2
Jaxon Wiggins	2	2
Kendall Diggs	1	1	1	.

#38 Mark Adamiak - 1 appearance (All games)

Date	Opponent	GS	IP	H	R	ER	BB	SO	2B	3B	HR	WP	BK	HBP	IBB	Score	W-L	Sv	ERA	NP
Feb 19	ILLINOIS STATE		1.1	3	0	0	1	2	2	0	0	0	0	0	0	5-1	0-0	0	0.00	32
Totals		0	1.1	3	0	0	1	2	2	0	0	0	0	0	0	5-1	0-0	0	0.00	-

#2 Jalen Battles - 6 games (All games)

Date	Opponent	Pos	AB	R	H	RBI	2B	3B	HR	BB	SB	CS	HBP	SAC	SF	GDP	K	PO	A	E	Avg
Feb 18	ILLINOIS STATE	*ss	4	1	1	1	0	0	1	0	0	0	0	0	0	0	2	2	2	0	.250
Feb 19	ILLINOIS STATE	*ss	3	1	1	0	0	0	0	1	0	0	0	0	0	0	0	3	4	0	.286
Feb 20	ILLINOIS STATE	*ss	4	0	2	1	1	0	0	0	0	0	0	0	0	0	1	1	6	0	.364
Feb 25	vs Indiana	*ss	3	1	0	0	0	0	0	1	0	0	0	0	0	0	1	1	2	0	.286
Feb 27	vs Stanford	*ss	4	0	0	0	0	0	0	0	0	0	0	0	0	0	2	5	4	0	.222
Feb 27	vs Louisiana	*ss	4	1	1	3	0	0	1	0	0	0	0	0	0	0	1	2	5	1	.227
Totals		6gs	22	4	5	5	1	0	2	2	0	0	0	0	0	0	7	14	23	1	.227

On base pct. .292 • Slugging pct. .545

#8 Jace Bohrofen - 4 games (All games)

Date	Opponent	Pos	AB	R	H	RBI	2B	3B	HR	BB	SB	CS	HBP	SAC	SF	GDP	K	PO	A	E	Avg
Feb 18	ILLINOIS STATE	*of	3	0	0	0	0	0	0	0	0	0	1	0	0	0	1	0	0	0	.000
Feb 19	ILLINOIS STATE	*of	4	0	0	0	0	0	0	0	0	0	0	0	0	0	1	1	0	0	.000
Feb 25	vs Indiana	*of	5	0	0	0	0	0	0	0	0	0	0	0	0	0	2	0	0	0	.000
Feb 27	vs Louisiana	*of	4	1	0	0	0	0	0	1	0	0	0	0	0	0	2	1	0	0	.000
Totals		4gs	16	1	0	0	0	0	0	1	0	0	1	0	0	0	6	2	0	0	.000

On base pct. .111 • Slugging pct. .000

#59 Issac Bracken - 1 appearance (All games)

Date	Opponent	GS	IP	H	R	ER	BB	SO	2B	3B	HR	WP	BK	HBP	IBB	Score	W-L	Sv	ERA	NP
Feb 27	vs Stanford		1.2	0	0	0	1	1	0	0	0	0	0	1	0	0-5	0-0	0	0.00	28
Totals		0	1.2	0	0	0	1	1	0	0	0	0	0	1	0	0-5	0-0	0	0.00	-

#5 Kendall Diggs - 1 game (All games)

Date	Opponent	Pos	AB	R	H	RBI	2B	3B	HR	BB	SB	CS	HBP	SAC	SF	GDP	K	PO	A	E	Avg
Feb 27	vs Louisiana	*dh	4	0	1	0	0	0	0	0	0	0	0	0	0	0	2	0	0	0	.250
Totals		1gs	4	0	1	0	0	0	0	0	0	0	0	0	0	0	2	0	0	0	.250

On base pct. .250 • Slugging pct. .250

#3 Zack Gregory - 5 games (All games)

Date	Opponent	Pos	AB	R	H	RBI	2B	3B	HR	BB	SB	CS	HBP	SAC	SF	GDP	K	PO	A	E	Avg
Feb 18	ILLINOIS STATE	*of	3	1	1	1	0	0	1	0	0	0	0	0	0	0	0	1	1	0	.333
Feb 20	ILLINOIS STATE	*of	3	1	1	1	0	0	0	1	0	0	0	0	0	0	1	1	0	0	.333
Feb 25	vs Indiana	*of	3	1	0	0	0	0	0	0	0	0	1	0	0	0	1	1	0	0	.222
Feb 27	vs Stanford	*of	2	0	1	0	0	0	0	1	0	0	0	0	0	0	1	3	0	0	.273
Feb 27	vs Louisiana	*of/of	4	2	1	0	1	0	0	1	1	0	0	0	0	0	1	3	0	0	.267
Totals		5gs	15	5	4	2	1	0	1	3	1	0	1	0	0	0	4	9	1	0	.267

On base pct. .421 • Slugging pct. .533

#34 Nick Griffin - 1 appearance (All games)

Date	Opponent	GS	IP	H	R	ER	BB	SO	2B	3B	HR	WP	BK	HBP	IBB	Score	W-L	Sv	ERA	NP
Feb 27	vs Louisiana		1.0	0	1	1	3	2	0	0	0	1	0	1	0	6-4	0-0	0	9.00	26
Totals		0	1.0	0	1	1	3	2	0	0	0	1	0	1	0	6-4	0-0	0	9.00	-



III INDIVIDUAL GAME-BY-GAME

#18 Chris Lanzilli - 6 games (All games)

Date	Opponent	Pos	AB	R	H	RBI	2B	3B	HR	BB	SB	CS	HBP	SAC	SF	GDP	K	PO	A	E	Avg
Feb 18	ILLINOIS STATE	*dh	3	0	1	0	0	0	0	1	0	0	0	0	0	0	1	0	0	0	.333
Feb 19	ILLINOIS STATE	*dh	3	0	1	0	1	0	0	0	0	0	1	0	0	0	0	0	0	0	.333
Feb 20	ILLINOIS STATE	*of	4	0	1	1	0	0	0	0	0	0	0	0	0	0	1	1	0	0	.300
Feb 25	vs Indiana	*dh	4	0	0	0	0	0	0	1	0	0	0	0	0	0	0	0	0	0	.214
Feb 27	vs Stanford	*dh	3	0	1	0	0	0	0	1	0	0	0	0	0	0	1	0	0	0	.235
Feb 27	vs Louisiana	*of	3	0	0	0	0	0	0	1	0	0	0	0	0	0	2	3	0	0	.200
Totals		6gs	20	0	4	1	1	0	0	4	0	0	1	0	0	0	5	4	0	0	.200

On base pct. .360 • Slugging pct. .250

#15 Dylan Leach - 2 games (All games)

Date	Opponent	Pos	AB	R	H	RBI	2B	3B	HR	BB	SB	CS	HBP	SAC	SF	GDP	K	PO	A	E	Avg
Feb 20	ILLINOIS STATE	*c	3	0	0	0	0	0	0	0	0	0	0	0	0	0	2	9	0	1	.000
Feb 27	vs Louisiana	*c	3	1	0	0	0	0	0	1	0	0	0	0	0	0	1	8	0	0	.000
Totals		2gs	6	1	0	0	0	0	0	1	0	0	0	0	0	0	3	17	0	1	.000

On base pct. .143 • Slugging pct. .000

#1 Robert Moore - 6 games (All games)

Date	Opponent	Pos	AB	R	H	RBI	2B	3B	HR	BB	SB	CS	HBP	SAC	SF	GDP	K	PO	A	E	Avg
Feb 18	ILLINOIS STATE	*2b	3	0	0	0	0	0	0	1	0	0	0	0	0	0	1	2	5	0	.000
Feb 19	ILLINOIS STATE	*2b	4	1	2	3	1	0	1	0	0	0	0	0	0	0	0	3	2	0	.286
Feb 20	ILLINOIS STATE	*2b	4	2	2	0	2	0	0	1	0	0	0	0	0	0	0	0	4	0	.364
Feb 25	vs Indiana	*2b	5	0	2	2	0	0	0	0	0	0	0	0	0	0	1	2	3	0	.375
Feb 27	vs Stanford	*2b	3	0	0	0	0	0	0	1	0	0	0	0	0	0	1	3	5	0	.316
Feb 27	vs Louisiana	*2b	4	0	1	1	1	0	0	1	0	0	0	0	0	1	2	3	2	0	.304
Totals		6gs	23	3	7	6	4	0	1	4	0	0	0	0	0	1	5	13	21	0	.304

On base pct. .407 • Slugging pct. .609

#32 Zack Morris - 1 appearance (All games)

Date	Opponent	GS	IP	H	R	ER	BB	SO	2B	3B	HR	WP	BK	HBP	IBB	Score	W-L	Sv	ERA	NP
Feb 18	ILLINOIS STATE		0.2	0	0	0	1	1	0	0	0	0	0	0	0	2-3	0-0	0	0.00	14
Totals		0	0.2	0	0	0	1	1	0	0	0	0	0	0	0	2-3	0-0	0	0.00	-

#13 Connor Noland - 1 game (All games)

Date	Opponent	Pos	AB	R	H	RBI	2B	3B	HR	BB	SB	CS	HBP	SAC	SF	GDP	K	PO	A	E	Avg
Feb 25	vs Indiana	*p	0	0	0	0	0	0	0	0	0	0	0	0	0	0	0	0	1	0	.000
Totals		1gs	0	0	0	0	0	0	0	0	0	0	0	0	0	0	0	0	1	0	.000

On base pct. .000 • Slugging pct. .000

#13 Connor Noland - 2 appearances (All games)

Date	Opponent	GS	IP	H	R	ER	BB	SO	2B	3B	HR	WP	BK	HBP	IBB	Score	W-L	Sv	ERA	NP
Feb 18	ILLINOIS STATE	*	5.0	5	2	2	2	5	0	0	0	0	1	1	0	2-3	0-0	0	3.60	75
Feb 25	vs Indiana	*	6.0	5	1	1	2	10	1	1	0	0	0	0	0	5-2	1-0	0	2.45	86
Totals		2	11.0	10	3	3	4	15	1	1	0	0	1	1	0	7-5	1-0	0	2.45	-

#43 Miller Pleimann - 1 appearance (All games)

Date	Opponent	GS	IP	H	R	ER	BB	SO	2B	3B	HR	WP	BK	HBP	IBB	Score	W-L	Sv	ERA	NP
Feb 27	vs Stanford		0.2	1	0	0	0	1	0	0	0	1	0	0	0	0-5	0-0	0	0.00	12
Totals		0	0.2	1	0	0	0	1	0	0	0	1	0	0	0	0-5	0-0	0	0.00	-

#28 Kole Ramage - 2 games (All games)

Date	Opponent	Pos	AB	R	H	RBI	2B	3B	HR	BB	SB	CS	HBP	SAC	SF	GDP	K	PO	A	E	Avg
Feb 18	ILLINOIS STATE	p	0	0	0	0	0	0	0	0	0	0	0	0	0	0	0	0	1	0	.000
Feb 25	vs Indiana	p	0	0	0	0	0	0	0	0	0	0	0	0	0	0	0	1	0	0	.000
Totals		0gs	0	0	0	0	0	0	0	0	0	0	0	0	0	0	0	1	1	0	.000

On base pct. .000 • Slugging pct. .000

#28 Kole Ramage - 4 appearances (All games)

Date	Opponent	GS	IP	H	R	ER	BB	SO	2B	3B	HR	WP	BK	HBP	IBB	Score	W-L	Sv	ERA	NP
Feb 18	ILLINOIS STATE		1.2	2	1	1	1	0	1	0	0	0	0	0	0	2-3	0-1	0	5.40	18
Feb 20	ILLINOIS STATE		4.0	2	1	1	0	6	0	0	1	0	0	1	0	4-2	0-1	1	3.18	61
Feb 25	vs Indiana		3.0	1	1	0	1	6	0	0	0	0	0	0	0	5-2	0-1	2	2.08	52
Feb 27	vs Louisiana		1.0	0	0	0	0	0	0	0	0	0	0	0	0	6-4	0-1	3	1.86	6
Totals		0	9.2	5	3	2	2	12	1	0	1	0	0	1	0	17-11	0-1	3	1.86	-

#17 Brady Slavens - 5 games (All games)

Date	Opponent	Pos	AB	R	H	RBI	2B	3B	HR	BB	SB	CS	HBP	SAC	SF	GDP	K	PO	A	E	Avg
Feb 18	ILLINOIS STATE	*of	4	0	1	0	0	0	0	0	0	0	0	0	0	0	0	2	0	0	.250
Feb 19	ILLINOIS STATE	*of	3	0	0	0	0	0	0	1	0	0	0	0	0	0	1	2	0	0	.143
Feb 20	ILLINOIS STATE	*dh	3	0	3	1	0	0	0	1	0	0	0	0	0	0	0	0	0	0	.400
Feb 25	vs Indiana	*of	4	1	1	0	1	0	0	1	0	0	0	0	0	0	1	1	0	0	.357
Feb 27	vs Stanford	*of	4	0	0	0	0	0	0	0	0	0	0	0	0	0	4	1	0	0	.278
Totals		5gs	18	1	5	1	1	0	0	3	0	0	0	0	0	0	6	6	0	0	.278

On base pct. .381 • Slugging pct. .333

#33 Hagen Smith - 1 game (All games)

Date	Opponent	Pos	AB	R	H	RBI	2B	3B	HR	BB	SB	CS	HBP	SAC	SF	GDP	K	PO	A	E	Avg
Feb 19	ILLINOIS STATE	*p	0	0	0	0	0	0	0	0	0	0	0	0	0	0	0	0	1	0	.000
Totals		1gs	0	0	0	0	0	0	0	0	0	0	0	0	0	0	0	0	1	0	.000

On base pct. .000 • Slugging pct. .000

#33 Hagen Smith - 2 appearances (All games)

Date	Opponent	GS	IP	H	R	ER	BB	SO	2B	3B	HR	WP	BK	HBP	IBB	Score	W-L	Sv	ERA	NP
Feb 19	ILLINOIS STATE	*	6.0	5	0	0	1	5	0	0	0	0	0	0	0	5-1	1-0	0	0.00	77
Feb 27	vs Stanford	*	2.1	6	3	3	2	3	0	0	1	0	0	1	0	0-5	1-1	0	3.24	58
Totals		2	8.1	11	3	3	3	8	0	0	1	0	0	1	0	5-6	1-1	0	3.24	-

#55 Gabriel Starks - 1 game (All games)

Date	Opponent	Pos	AB	R	H	RBI	2B	3B	HR	BB	SB	CS	HBP	SAC	SF	GDP	K	PO	A	E	Avg
Feb 18	ILLINOIS STATE	p	0	0	0	0	0	0	0	0	0	0	0	0	0	0	0	1	0	0	.000
Totals		0gs	0	0	0	0	0	0	0	0	0	0	0	0	0	0	0	1	0	0	.000

On base pct. .000 • Slugging pct. .000

#55 Gabriel Starks - 1 appearance (All games)

Date	Opponent	GS	IP	H	R	ER	BB	SO	2B	3B	HR	WP	BK	HBP	IBB	Score	W-L	Sv	ERA	NP
Feb 18	ILLINOIS STATE		0.2	0	0	0	0	1	0	0	0	1	0	0	0	2-3	0-0	0	0.00	8
Totals		0	0.2	0	0	0	0	1	0	0	0	1	0	0	0	2-3	0-0	0	0.00	-



III INDIVIDUAL GAME-BY-GAME

#10 Peyton Stovall - 5 games (All games)

Date	Opponent	Pos	AB	R	H	RBI	2B	3B	HR	BB	SB	CS	HBP	SAC	SF	GDP	K	PO	A	E	Avg
Feb 18	ILLINOIS STATE	*1b	4	0	0	0	0	0	0	0	0	0	0	0	0	0	1	12	0	0	.000
Feb 19	ILLINOIS STATE	*1b	4	0	0	0	0	0	0	1	0	0	0	0	0	0	0	7	0	0	.000
Feb 20	ILLINOIS STATE	*1b	5	1	2	0	1	0	0	0	0	0	0	0	0	0	0	10	0	0	.154
Feb 25	vs Indiana	*1b	5	0	1	0	0	0	0	0	0	0	0	0	0	0	0	6	1	0	.167
Feb 27	vs Stanford	*1b	4	0	0	0	0	0	0	0	0	0	0	0	0	0	3	6	0	0	.136
Totals		5gs	22	1	3	0	1	0	0	1	0	0	0	0	0	0	4	41	1	0	.136

On base pct. .174 • Slugging pct. .182

#39 Evan Taylor - 1 appearance (All games)

Date	Opponent	GS	IP	H	R	ER	BB	SO	2B	3B	HR	WP	BK	HBP	IBB	Score	W-L	Sv	ERA	NP
Feb 19	ILLINOIS STATE		0.1	0	0	0	0	1	0	0	0	0	0	0	0	5-1	0-0	0	0.00	5
Totals		0	0.1	0	0	0	0	1	0	0	0	0	0	0	0	5-1	0-0	0	0.00	-

#48 Heston Tole - 2 appearances (All games)

Date	Opponent	GS	IP	H	R	ER	BB	SO	2B	3B	HR	WP	BK	HBP	IBB	Score	W-L	Sv	ERA	NP
Feb 19	ILLINOIS STATE		1.1	1	1	1	1	2	0	0	0	0	0	0	0	5-1	0-0	1	6.75	20
Feb 27	vs Stanford		3.0	5	1	0	0	2	0	0	0	0	0	0	0	0-5	0-0	1	2.08	43
Totals		0	4.1	6	2	1	1	4	0	0	0	0	0	0	0	5-6	0-0	1	2.08	-

#20 Elijah Trest - 1 appearance (All games)

Date	Opponent	GS	IP	H	R	ER	BB	SO	2B	3B	HR	WP	BK	HBP	IBB	Score	W-L	Sv	ERA	NP
Feb 27	vs Stanford		1.1	1	1	1	1	1	1	0	0	0	0	0	0	0-5	0-0	0	6.75	34
Totals		0	1.1	1	1	1	1	1	1	0	0	0	0	0	0	0-5	0-0	0	6.75	-

#12 Michael Turner - 6 games (All games)

Date	Opponent	Pos	AB	R	H	RBI	2B	3B	HR	BB	SB	CS	HBP	SAC	SF	GDP	K	PO	A	E	Avg
Feb 18	ILLINOIS STATE	*c	3	0	0	0	0	0	0	0	0	0	1	0	0	0	2	6	3	0	.000
Feb 19	ILLINOIS STATE	*c	4	0	2	1	1	0	0	0	0	0	0	0	0	0	0	10	0	0	.286
Feb 20	ILLINOIS STATE	c	1	0	0	0	0	0	0	0	0	0	0	0	0	0	1	3	0	0	.250
Feb 25	vs Indiana	*c	4	0	1	1	0	1	0	0	0	0	0	0	0	0	0	15	1	0	.250
Feb 27	vs Stanford	*c	3	0	1	0	0	0	0	1	0	0	0	0	0	0	1	8	2	0	.267
Feb 27	vs Louisiana	*1b	3	0	1	1	0	0	0	2	0	0	0	0	0	0	1	7	0	0	.278
Totals		5gs	18	0	5	3	1	1	0	3	0	0	1	0	0	0	5	49	6	0	.278

On base pct. .409 • Slugging pct. .444

#9 Drake Varnado - 2 games (All games)

Date	Opponent	Pos	AB	R	H	RBI	2B	3B	HR	BB	SB	CS	HBP	SAC	SF	GDP	K	PO	A	E	Avg
Feb 19	ILLINOIS STATE	pr	0	1	0	0	0	0	0	0	0	0	0	0	0	0	0	0	0	0	.000
Feb 27	vs Stanford	pr	0	0	0	0	0	0	0	0	0	0	0	0	0	0	0	0	0	0	.000
Totals		0gs	0	1	0	0	0	0	0	0	0	0	0	0	0	0	0	0	0	0	.000

On base pct. .000 • Slugging pct. .000

#88 Zebulon Vermillion - 2 appearances (All games)

Date	Opponent	GS	IP	H	R	ER	BB	SO	2B	3B	HR	WP	BK	HBP	IBB	Score	W-L	Sv	ERA	NP
Feb 18	ILLINOIS STATE		1.0	0	0	0	2	1	0	0	0	0	0	0	0	2-3	0-0	0	0.00	22
Feb 27	vs Louisiana		1.0	0	0	0	1	2	0	0	0	0	0	0	0	6-4	1-0	0	0.00	16
Totals		0	2.0	0	0	0	3	3	0	0	0	0	0	0	0	8-7	1-0	0	0.00	-

#7 Cayden Wallace - 6 games (All games)

Date	Opponent	Pos	AB	R	H	RBI	2B	3B	HR	BB	SB	CS	HBP	SAC	SF	GDP	K	PO	A	E	Avg
Feb 18	ILLINOIS STATE	*3b	4	0	0	0	0	0	0	0	0	0	0	0	0	0	1	1	3	0	.000
Feb 19	ILLINOIS STATE	*3b	4	1	2	1	1	0	0	0	0	0	0	0	0	0	0	0	2	0	.250
Feb 20	ILLINOIS STATE	*3b	4	0	1	0	0	1	0	1	0	0	0	0	0	0	0	1	2	0	.250
Feb 25	vs Indiana	*3b	4	2	4	1	2	0	0	1	1	0	0	0	0	0	0	0	1	1	.438
Feb 27	vs Stanford	*3b	4	0	0	0	0	0	0	0	0	0	0	0	0	0	1	1	2	2	.350
Feb 27	vs Louisiana	*3b	4	0	1	0	0	0	0	1	1	0	0	0	0	0	1	0	1	0	.333
Totals		6gs	24	3	8	2	3	1	0	3	2	0	0	0	0	0	3	3	11	3	.333

On base pct. .407 • Slugging pct. .542

#24 Braydon Webb - 4 games (All games)

Date	Opponent	Pos	AB	R	H	RBI	2B	3B	HR	BB	SB	CS	HBP	SAC	SF	GDP	K	PO	A	E	Avg
Feb 19	ILLINOIS STATE	*of	3	1	0	0	0	0	0	1	0	0	0	0	0	0	2	1	0	0	.000
Feb 20	ILLINOIS STATE	*of	3	0	0	0	0	0	0	1	0	0	0	0	0	1	2	1	0	0	.000
Feb 27	vs Stanford	*of	2	0	0	0	0	0	0	2	0	0	0	0	0	0	1	0	0	0	.000
Feb 27	vs Louisiana	pr/of	1	1	0	0	0	0	0	0	0	0	0	0	0	0	0	0	0	0	.000
Totals		3gs	9	2	0	0	0	0	0	4	0	0	0	0	0	1	5	2	0	0	.000

On base pct. .308 • Slugging pct. .000

#22 Jaxon Wiggins - 1 game (All games)

Date	Opponent	Pos	AB	R	H	RBI	2B	3B	HR	BB	SB	CS	HBP	SAC	SF	GDP	K	PO	A	E	Avg
Feb 27	vs Louisiana	*p	0	0	0	0	0	0	0	0	0	0	0	0	0	0	0	0	2	0	.000
Totals		1gs	0	0	0	0	0	0	0	0	0	0	0	0	0	0	0	0	2	0	.000

On base pct. .000 • Slugging pct. .000

#22 Jaxon Wiggins - 2 appearances (All games)

Date	Opponent	GS	IP	H	R	ER	BB	SO	2B	3B	HR	WP	BK	HBP	IBB	Score	W-L	Sv	ERA	NP
Feb 20	ILLINOIS STATE	*	5.0	5	1	1	2	5	2	0	0	1	1	0	0	4-2	1-0	0	1.80	77
Feb 27	vs Louisiana	*	6.0	3	3	3	2	4	1	0	0	1	0	1	0	6-4	1-0	0	3.27	91
Totals		2	11.0	8	4	4	4	9	3	0	0	2	1	1	0	10-6	1-0	0	3.27	-



||| 2022 SCHEDULE / RESULTS

	Opponent	Score	Winning Pitcher	Losing Pitcher	Save	Attendance	Time
FEB.							
18	Illinois State	L, 3-2	Hart (1-0)	Ramage (0-1)	Kubiatowicz (1)	10,116	3:00
19	Illinois State	W, 5-1	Smith (1-0)	Sinisko (0-1)	Tole (1)	10,906	2:48
20	Illinois State	W, 4-2	Wiggins (1-0)	Salata (0-1)	Ramage (1)	10,434	3:00
25	vs. Indiana ^	W, 5-2	Noland (1-0)	Modugno (0-2)	Ramage (2)	1,973	3:02
27	vs. Stanford ^	L, 5-0	Mathews (1-1)	Smith (1-1)		3,453	3:32
27	vs. Louisiana ^	W, 6-4	Vermillion (1-0)	Theut (1-1)	Ramage (3)	2,037	3:29

MARCH

2	Omaha
4	Southeastern
5	Southeastern
6	Southeastern
10	UIC
11	UIC
12	UIC
13	UIC
15	Grambling
16	Grambling
18	Kentucky *
19	Kentucky *
20	Kentucky *
23	vs. Omaha &
25	at Missouri *
26	at Missouri *
27	at Missouri *
29	Little Rock
30	Little Rock

APRIL

1	Mississippi State *
2	Mississippi State *
3	Mississippi State *
5	UCA
7	at Florida *
8	at Florida *
9	at Florida *
12	UAPB
13	UAPB
14	LSU *
15	LSU *
16	LSU *
19	Arkansas State
20	Arkansas State
22	at Texas A&M *
23	at Texas A&M *
24	at Texas A&M *
26	vs. UCA %
29	Ole Miss *
30	Ole Miss *

MAY

1	Ole Miss *
3	Missouri State
6	at Auburn *
7	at Auburn *
8	at Auburn *
13	Vanderbilt *
14	Vanderbilt *
15	Vanderbilt *
19	at Alabama *
20	at Alabama *
21	at Alabama *

* SEC opponent

^ Karbach Round Rock Classic (Dell Diamond in Round Rock, Texas)

& Game played at Kauffman Stadium in Kansas City, Mo.

% Game played at Dickey-Stephens Stadium in North Little Rock, Ark.