



# ARKANSAS BASEBALL

ArkansasRazorbacks.com ||| @RazorbackBSB ||| Communications Contact: Oliver Grigg (ogrigg@uark.edu)

## 2022 SCHEDULE & RESULTS

### FEBRUARY

18	ILLINOIS STATE	SECN+	L, 3-2
19	ILLINOIS STATE	SECN+	W, 5-1
20	ILLINOIS STATE	SECN+	W, 4-2
25	vs. Indiana ^	FloBaseball	W, 5-2
27	vs. #6 Stanford ^	FloBaseball	L, 5-0
27	vs. Louisiana ^	FloBaseball	W, 6-4

### MARCH

2	OMAHA	SECN+	W, 15-3
4	SOUTHEASTERN	SECN+	L, 7-3
5	SOUTHEASTERN [DH-1]	SECN+	W, 4-2
5	SOUTHEASTERN [DH-2]	SECN+	W, 11-1 (8)
10	UIC [DH-1]	SECN+	W, 12-4
10	UIC [DH-2]	SECN+	W, 5-4
12	UIC	SECN+	2 p.m.
13	UIC	SECN+	12:30 p.m.
15	GRAMBLING	SECN+	6:30 p.m.
16	GRAMBLING	SECN+	4 p.m.
18	KENTUCKY *	SECN+	6:30 p.m.
19	KENTUCKY *	SECN+	6:30 p.m.
20	KENTUCKY *	SECN+	Noon
23	vs. Omaha &	YurView	3 p.m.
25	at Missouri *	SECN+	6 p.m.
26	at Missouri *	SECN+	2 p.m.
27	at Missouri *	SECN+	1 p.m.
29	LITTLE ROCK	SECN+	6:30 p.m.
30	LITTLE ROCK	SECN+	4 p.m.

### APRIL

1	MISSISSIPPI STATE *	SECN	6 p.m.
2	MISSISSIPPI STATE *	SECN+	6:30 p.m.
3	MISSISSIPPI STATE *	SECN+	2 p.m.
5	UCA	SECN+	6 p.m.
7	at Florida *	SECN	6 p.m.
8	at Florida *	SECN+	6:30 p.m.
9	at Florida *	SECN+	2 p.m.
12	UAPB	SECN+	6:30 p.m.
13	UAPB	SECN+	4 p.m.
14	LSU *	SECN+	6:30 p.m.
15	LSU *	SECN	6 p.m.
16	LSU *	SECN+	2 p.m.
19	ARKANSAS STATE	SECN+	6:30 p.m.
20	ARKANSAS STATE	SECN+	4 p.m.
22	at Texas A&M *	SECN	7:30 p.m.
23	at Texas A&M *	SECN+	2 p.m.
24	at Texas A&M *	SECN+	1 p.m.
26	UCA %		6 p.m.
29	OLE MISS *	SECN+	6:30 p.m.
30	OLE MISS *	ESPN2	7 p.m.

### MAY

1	OLE MISS *	ESPN2	1 p.m.
3	MISSOURI STATE	SECN+	6:30 p.m.
6	at Auburn *	SECN+	6 p.m.
7	at Auburn *	SECN	4:30 p.m.
8	at Auburn *	SECN+	1 p.m.
13	VANDERBILT *	SECN+	6:30 p.m.
14	VANDERBILT *	SECN+	6:30 p.m.
15	VANDERBILT *	SECN+	2 p.m.
19	at Alabama *	SECN+	6 p.m.
20	at Alabama *	SECN+	6 p.m.
21	at Alabama *	SECN+	1 p.m.

All times Central; Home game in BOLD  
\* - SEC opponent

^ - Karbach Round Rock Classic (Dell Diamond in Round Rock, Texas)  
& - Game played at Kauffman Stadium in Kansas City, Mo.

% - Game played at Dickey-Stephens Park in North Little Rock, Ark.

## GAME 13 ||| UIC vs. #3 ARKANSAS ||| MARCH 12

BAUM-WALKER STADIUM (FAYETTEVILLE, ARK.)



4-7  
0-0 Horizon



9-3  
0-0 SEC

### UIC FLAMES

In the Polls.....NR (BA) | NR (CB) | NR (D1Baseball)  
.....NR (NCBWA) | NR (PG) | NR (USA Today)  
Head Coach.....Sean McDermott  
Career Record.....78-79 (4th season)  
Record at UIC.....4-7 (1st season)

### ARKANSAS RAZORBACKS

In the Polls.....9 (BA) | 20 (CB) | 3 (D1Baseball)  
.....5 (NCBWA) | 11 (PG) | 7 (USA Today)  
Head Coach.....Dave Van Horn  
Career Record.....1,344-645 (34th season)  
Record at Arkansas.....759-405 (20th season)

## ON THE BUMP

UIC RHP Cristian Lopez (0-0, 0.00 ERA)

vs.

Arkansas LHP Hagen Smith (2-1, 2.93 ERA)

## LEADING OFF

### SNOW PROBLEM? NO PROBLEM

- After Friday's contest was wiped out due to snow, No. 3 Arkansas and UIC resume their four-game series at 2 p.m. Saturday on SEC Network+.
- The Hogs ride a four-game winning streak into today's ballgame. Arkansas has not lost a non-conference home series since 2014 and is looking to clinch its third series win this year.

### SEEING DOUBLE

- The Razorbacks began this weekend's series with a doubleheader, marking the third consecutive week that Arkansas was forced to play two games in one day due to inclement weather.
- Dating back to last season, Arkansas is 9-3 on days it plays a doubleheader, including a 4-0 mark in 2022.

### SOOIEVILLE SLUGGERS

- Arkansas, powered by INF Jalen Battles (3), OF Brady Slavens and C/INF Michael Turner (2), has swatted 11 home runs through the first 12 games of the year.
- The Hogs hit a nation-best 109 homers in 63 games last year, setting a single-season program record in the process.
- Six Hogs posted double-digit homer totals in 2021, including returners INF Robert Moore (team-high 16), Slavens (14) and INF/OF Cayden Wallace (14).

### HOMESTAND CONTINUED

- Arkansas is amid a 13-game homestand, the team's longest scheduled stretch of consecutive contests played at Baum-Walker Stadium since 2019.
- Six games in, the Hogs are 5-1 with a midweek win against Omaha, a weekend series win against Southeastern and a series-opening doubleheader sweep against UIC.
- Following the four-game set with UIC, Arkansas hosts Grambling for a two-game midweek series on March 15-16.
- The Hogs then open league play with a three-game set at home against SEC East foe Kentucky from March 18-20.

### THE BAUM-WALKER ADVANTAGE

- Arkansas is 609-227 (.729) all-time at Baum-Walker Stadium, including 477-164 (.744) in 20 seasons under head coach Dave Van Horn.
- Since Baum-Walker Stadium opened in 1996, the Razorbacks have won 20 or more games in 20 out of the 26 total seasons played at the venue.
- Arkansas has won 30 or more games at Baum-Walker Stadium in three of the last four seasons, doing so in 2018 (34 wins), 2019 (33 wins) and 2021 (30 wins).
- The Hogs played only 13 games at home in 2020, going 11-2 before the season was cut short due to the pandemic.



Junior infielder **Robert Moore** is a consensus preseason All-American entering the 2022 campaign and one of the top college prospects ahead of the 2022 MLB Draft.

### MOORE OF THE SAME

- INF Robert Moore, one of the best college baseball players in the country last year, is expected to do more of the same in 2022.
- Moore slashed .283/.384/.558 with a team-leading 16 home runs and 53 RBI in 2021, his first full season with the Razorbacks.
- The Leawood, Kan., native established himself as one of college baseball's premier middle infielders, earning All-SEC, Newcomer All-SEC and SEC All-Defensive praise after the year.
- Moore became the first Razorback in program history to earn Freshman All-America status in multiple seasons, landing on Baseball America's Freshman All-America Team in 2021 after he was named to Collegiate Baseball's Freshman All-America Team in 2020.
- The switch-hitting infielder enters 2022 as a consensus preseason All-American as well as a watch list honoree for the Golden Spikes Award, mostly recently won by Arkansas RHP Kevin Kopps.
- MLB scouts and talent evaluators will have their eyes on Moore all season long. Baseball America ranks him as the No. 8 overall college prospect for the 2022 MLB Draft as well as the second-best second baseman among all college prospects.
- DIBaseball ranks Moore as the No. 10 college prospect and the second-best collegiate second baseman ahead of the 2022 draft.

### NEW NUMBER, SAME JOB

- One of the nation's top shortstops a year ago, INF Jalen Battles opted to not sign during the 2021 MLB Draft and return to Arkansas.
- Battles, a native of San Antonio, Texas, slashed .269/.371/.407 with six homers and 43 RBI in 2021, his first season at Arkansas after transferring from McLennan Community College in Waco, Texas.
- He hit .538 with seven base knocks, including a double and a homer, five RBI and five runs scored in the 2021 SEC Tournament to earn MVP honors and help Arkansas win its first SEC Tournament title.
- The slick-handed infielder, who wore No. 4 in 2021, now sports the highly sought-after No. 2, which previously belonged to Arkansas head baseball coach Dave Van Horn.
- Van Horn wore the number as a player at Arkansas in 1982 and had donned it since his first season at the helm of his alma mater in 2003. The Razorback skipper, however, struck a deal with Battles that allowed him to don the number if he returned to Arkansas for his senior year in 2022.

### TURNER TIME

- C/INF Michael Turner, one of two graduate transfers to join the Hogs this offseason, is in his first year at Arkansas after spending the initial four seasons of his collegiate career at Kent State (2018-21).
- The Warren, Ohio, native earned All-MAC honors in 2019 after hitting .369/.448/.539 with four homers and 42 RBI while posting a .982 fielding percentage and throwing out 12 attempted base stealers.
- Over his four seasons at Kent State, Turner slashed .322/.413/.481 with 11 homers and 88 RBI in 118 games with 107 starts.

### LANZO

- Like Turner, INF/OF Chris Lanzilli is in his first year at Arkansas after joining the program as a graduate transfer from Wake Forest, where he spent the first four seasons of his career (2018-21).
- The Stoneham, Mass., native appeared in 170 games with 166 starts while at Wake Forest, finishing his career with a .298 batting average and 195 hits, 147 RBI, 42 home runs, 46 doubles and 76 walks.
- Lanzilli's 42 career homers are the fifth-most home runs among active Division I college baseball players.

### THE LOUISIANIMAL

- INF Peyton Stovall is one of the Razorbacks' highly touted newcomers garnering a ton of preseason of hype.
- The Haughton, La., native was a projected first-round pick in the 2021 MLB Draft before he withdrew his name in order to attend Arkansas.
- Stovall was picked as the Preseason SEC Freshman of the Year by both DIBaseball and Baseball America.

### WALLY WALLOPS

- Voted a team captain as a sophomore by his teammates, INF/OF Cayden Wallace's value to Arkansas cannot be overstated.
- The Greenbrier, Ark., native burst onto the scene as a true freshman in 2021, becoming the 24th Razorback in program history to earn Freshman All-America status after slashing .279/.369/.500 with 14 homers and 44 RBI on the year.
- The young slugger's 14 homers matched OF Heston Kjerstad's mark (14) for the Arkansas freshman record for home runs in a season as he helped the Razorbacks hit a school-record 109 home runs in 2021.
- Wallace enters 2022 as a preseason All-SEC Second Team honoree at third as well as a watch list honoree for the Golden Spikes Award.



Infielder **Cayden Wallace**, a draft-eligible sophomore, slashed .279/.369/.500 with 14 homers and 44 RBI as a true freshman during the 2021 season.



Senior pitcher **Connor Noland**, a former quarterback for the Arkansas football team, has shown he has what it takes to be the Razorbacks' Friday night starter.

**QB1 = SP1**

- SP Connor Noland has displayed ace-like qualities through his first four starts of the 2022 season.
- The Hogs' Friday night starter owns a 2-1 record with a 3.52 ERA over 23.0 innings of work, striking out 31 batters to just six walks.
- Noland has totaled double-digit strikeouts in two of his four outings, fanning 10 vs. Indiana (Feb. 25) in the Round Rock Classic before matching his career high with 11 strikeouts against UIC (March 10).
- In 2019, Noland was named a Freshman All-American by Perfect Game and earned a spot on the SEC All-Freshman Team after making 19 starts and going 3-5 with a 4.02 ERA in 78.1 innings of work.
- Noland, a native of Greenwood, Ark., began his career at Arkansas as a quarterback on the Razorback football team. He played in four games with one start as a true freshman during the 2018 season, completing 21-of-42 passes for 255 yards and a touchdown.

**THE YOUNG ONE**

- SP Hagen Smith, Arkansas' youngest player as an 18-year-old true freshman, joins the Razorbacks' starting rotation this season.
- The heralded left-hander posted jaw-dropping numbers as a senior at Bullard High School in Bullard, Texas, going 11-0 with a 0.19 ERA and 168 strikeouts in 73.0 innings during his senior year. He walked 26 while allowing only seven hits and two runs all season.
- Smith tied a state record with seven no-hitters as he was named an All-American by both Baseball America and Perfect Game.

**GETTING WIGGY WITH IT**

- SP Jaxon Wiggins slides into the Razorbacks' rotation this season after emerging as a valuable arm as a true freshman in 2021.
- The Roland, Okla., native made 17 appearances, including four starts, last season, posting a 3-1 record with a 5.09 ERA and 28 strikeouts in 23.0 innings pitched.
- His four saves were second most on the Razorbacks behind only RHP Kevin Kopps (11), the 2021 Golden Spikes Award winner.
- Wiggins has quickly established himself as one of the hardest throwers in all of college baseball. According to D1Baseball, the right-hander has thrown the fourth-hardest pitch (97) this season.
- The right-hander is currently ranked No. 6 on D1Baseball's list of the top-100 college prospects for the 2023 MLB Draft.

**FUTURE PROHOGS?**

- Five Razorbacks are included in D1Baseball's most recent list of the top-250 college prospects for the 2022 MLB Draft.

D1 Rank	Player	Position
10	Robert Moore	INF
14	Cayden Wallace	3B/OF
22	Peyton Palette	RHP
95	Brady Slavens	OF/1B
114	Jalen Battles	SS

- Three Arkansas standouts are included in Baseball America's most recent list of the top-50 college prospects for the 2022 MLB Draft.

BA Rank	Player	Position
5	Peyton Palette	RHP
8	Robert Moore	INF
12	Cayden Wallace	3B/OF

**O CAPTAIN! MY CAPTAIN!**

- Arkansas' three team captains, as voted on by their teammates, are OF Zack Gregory, RHP Zebulon Vermillion and INF/OF Cayden Wallace.

**J.B. & JOHNELLE HUNT FAMILY BASEBALL DEVELOPMENT CENTER**

- The J.B. & Johnelle Hunt Family Baseball Development Center is a 49,000-square foot baseball performance facility, providing student-athletes with an expanded locker room, team meeting room, strength & conditioning center, training room, nutrition center, pitching development center and an in-venue batting tunnel.
- The one-of-a-kind facility sits in the right-field corner of Baum-Walker Stadium, connecting with the west concourse and providing new premium seating areas for games. It also includes a tunnel to connect the facility to the first-base dugout.
- The Norm DeBriyn Champions Lobby features historical displays and interactive content showcasing the history of Razorback baseball.
- The \$27 million facility was funded entirely by athletic revenues, gifts and bond proceeds from a bond issue. No university funds, state funds or student fees were required to complete the project. The facility was approved for construction in June 2019 by the University of Arkansas Board of Trustees.



The \$27 million, 49,000-square foot **J.B. & Johnelle Hunt Family Baseball Development Center** is the only one of its kind in all of college baseball.



SERIES HISTORY

INSIDE THE SERIES: UIC

Overall Series Record: 9-1
Record in Fayetteville, Ark.: 9-1

IN THE DVH ERA: UIC

Overall Series Record: 9-1
Record in Fayetteville, Ark.: 9-1

Table with 4 columns: DATE, SITE, W/L, SCORE. Rows include dates from 3/1/03 to 3/10/22 and corresponding scores.

HONORED HOGS

Robert Moore

Consensus Preseason All-American (2B)
Baseball America: Second Team
Collegiate Baseball: Second Team
D1Baseball: Second Team
NCBWA: Second Team
Perfect Game: Third Team
Preseason All-SEC First Team (2B)
USA Baseball Golden Spikes Award Preseason Watch List

Peyton Palette

Perfect Game Preseason All-American (Third Team, SP)

Kole Ramage

Karbach Round Rock Classic All-Tournament Team

Brady Slavens

Preseason All-SEC Second Team (OF)

Peyton Stovall

Baseball America Preseason SEC Freshman of the Year
Baseball America Preseason All-American (Third Team, 1B)
D1Baseball Preseason SEC Freshman of the Year

Michael Turner

Buster Posey National Collegiate Catcher of the Year Award Watch List

Cayden Wallace

Preseason All-SEC Second Team (3B)
USA Baseball Golden Spikes Award Preseason Watch List
Karbach Round Rock Classic All-Tournament Team

Jaxon Wiggins

Baseball America Preseason All-American (Third Team, SP)



**WEEK 4** **SOUTHEASTERN CONFERENCE** **MARCH 12**

**EASTERN DIVISION**

	SEC	Pct.	GB	All	Pct.	Home	Away	Neutral	Div.	Top 25	Top 10	L10	Streak
Tennessee	0-0	-	-	14-1	.933	12-0	0-0	2-1	0-0	0-1	0-1	9-1	W6
Vanderbilt	0-0	-	-	12-2	.857	8-2	4-0	0-0	0-0	1-2	1-2	10-0	W11
Missouri	0-0	-	-	9-2	.818	3-1	6-1	0-0	0-0	0-1	0-0	8-2	L1
Kentucky	0-0	-	-	13-3	.813	10-3	3-0	0-0	0-0	2-1	2-1	7-3	W2
Florida	0-0	-	-	11-3	.786	7-2	4-1	0-0	0-0	3-3	0-0	9-1	W3
Georgia	0-0	-	-	11-3	.786	8-0	1-2	2-1	0-0	1-2	1-2	7-3	W2
South Carolina	0-0	-	-	7-5	.583	6-2	0-1	1-2	0-0	0-0	0-0	6-4	L4

**WESTERN DIVISION**

	SEC	Pct.	GB	All	Pct.	Home	Away	Neutral	Div.	Top 25	Top 10	L10	Streak
Ole Miss	0-0	-	-	12-1	.923	10-0	2-1	0-0	0-0	0-0	0-0	9-1	W3
Auburn	0-0	-	-	12-3	.800	9-2	0-0	3-1	0-0	1-0	1-0	8-2	L1
LSU	0-0	-	-	11-3	.786	10-0	0-1	1-2	0-0	0-2	0-1	8-2	W2
Arkansas	0-0	-	-	9-3	.750	7-2	0-0	2-1	0-0	0-1	0-1	8-2	W4
Alabama	0-0	-	-	10-5	.667	10-2	0-3	0-0	0-0	0-3	0-3	5-5	W1
Texas A&M	0-0	-	-	8-4	.667	7-2	0-0	1-2	0-0	0-0	0-0	6-4	W1
Mississippi State	0-0	-	-	8-7	.533	6-3	1-2	1-2	0-0	2-3	0-0	6-4	W1

**SCHEDULE (ALL TIMES EASTERN)**

Wednesday, March 9

North Alabama 9, at Alabama 5  
 Ohio 9, at Kentucky 8  
 #15 Gonzaga 10, at Missouri 5  
 at #3 Tennessee 9, James Madison 8 (10 inn.)  
 at #3 Tennessee 10, James Madison 2  
 #11 Georgia 5, at Georgia Southern 1  
 #11 Texas Tech 7, #23 Mississippi State 2 (Biloxi, Miss.)  
 Auburn 4, Tennessee Tech 3 (Huntsville, Ala.)  
 #6 LSU 6, McNeese State 3  
 at #2 Ole Miss 16, Alcorn State 1 (7 inn.)  
 at Texas A&M 4, Tarleton State 1  
 Jacksonville at #10 Florida - postponed

Thursday, March 10

**at #3 Arkansas 12, Illinois-Chicago 4 (DH-1)**  
**at #3 Arkansas 5, Illinois-Chicago 4 (DH-2)**

Friday, March 11

at #2 Vanderbilt 12, Wagner 7 (DH-1)  
 at #2 Vanderbilt 13, Wagner 0 (DH-2)  
 at Kentucky 14, High Point 3 (DH-1) (7 inn.)  
 at Kentucky 9, High Point 5 (DH-2)  
 at #6 LSU 8, Bethune-Cookman 7  
 at #11 Georgia 8, Lipscomb 3  
 at #2 Ole Miss 16, Oral Roberts 2  
 at Alabama 9, Binghamton 3  
 at #3 Tennessee 17, Rhode Island 4 (DH-1)  
 at #3 Tennessee 8, Rhode Island 3 (DH-2)  
 Middle Tennessee State 10, at Auburn 8  
 at #23 Mississippi State 11, Princeton 2  
 Santa Clara at Texas A&M - postponed  
 #1 Texas at South Carolina - postponed  
 Seton Hall at #10 Florida - postponed

Saturday, March 12

Seton Hall at #10 Florida - 1 p.m. (SECN+) (DH)  
 #1 Texas at South Carolina - 1 p.m. (SECN)  
 Santa Clara at Texas A&M - 1 p.m. (SECN+) (DH)  
 Oral Roberts at #2 Ole Miss - 2:30 p.m. (SECN+)  
 Binghamton at Alabama - 3 p.m. (SECN+)  
**Illinois-Chicago at #3 Arkansas - 3 p.m. (SECN+)**  
 Middle Tennessee State at Auburn - 3 p.m. (SECN+)  
 Bethune-Cookman at #6 LSU - 3 p.m. (SECN+)  
 Missouri vs. San Francisco - 3 p.m. (Phoenix, Ariz.)

Sunday, March 13

Seton Hall at #10 Florida - 12 p.m. (SECN+)  
 Santa Clara at Texas A&M - 12 p.m. (SECN+)  
 Lipscomb at #11 Georgia - 1 p.m. (SECN+)  
 High Point at Kentucky - 1 p.m. (SECN+)  
**Illinois-Chicago at #3 Arkansas - 1:30 p.m. (SECN+)**  
 #1 Texas at South Carolina - 1:30 p.m. (SECN+)  
 Binghamton at Alabama - 2 p.m. (SECN+)  
 Middle Tennessee State at Auburn - 2 p.m. (SECN+)  
 Bethune-Cookman at #6 LSU - 2 p.m. (SECN+)  
 Princeton at #23 Mississippi State - 2 p.m. (SECN+)  
 Wagner at #2 Vanderbilt - 2 p.m. (SECN+)  
 Oral Roberts at #2 Ole Miss - 2:30 p.m. (SECN+)  
 Missouri vs. Arizona State - 7 p.m. (Phoenix, Ariz.)  
 Rhode Island at #3 Tennessee - TBD (SECN+)

*Note: Rankings reflect highest among the six major polls.*

**Baseball America**

March 7

- 1 Texas
- 2 Stanford
- 3 Notre Dame
- 4 Ole Miss
- 5 Virginia
- 6 Oklahoma State
- 7 Vanderbilt
- 8 Oregon State
- 9 Arkansas**
- 10 Florida State
- 11 Tennessee
- 12 Liberty
- 13 Florida
- 14 Georgia Tech
- 15 UCLA
- 16 LSU
- 17 Arizona
- 18 Georgia
- 19 Gonzaga
- 20 North Carolina
- 21 Clemson
- 22 Maryland
- 23 Tulane
- 24 Old Dominion
- 25 NC State

**D1Baseball**

March 7

- 1 Texas
- 2 Ole Miss
- 3 Arkansas**
- 4 Vanderbilt
- 5 Stanford
- 6 Oklahoma State
- 7 Oregon State
- 8 Florida State
- 9 Notre Dame
- 10 Tennessee
- 11 Florida
- 12 LSU
- 13 Georgia Tech
- 14 Liberty
- 15 North Carolina
- 16 Arizona
- 17 Texas Tech
- 18 Tulane
- 19 Clemson
- 20 Georgia
- 21 TCU
- 22 NC State
- 23 Mississippi State
- 24 Maryland
- 25 Gonzaga

**Perfect Game**

March 7

- 1 Texas
- 2 Vanderbilt
- 3 Notre Dame
- 4 Stanford
- 5 Ole Miss
- 6 Tennessee
- 7 Georgia Tech
- 8 Oklahoma State
- 9 Oregon State
- 10 LSU
- 11 Arkansas**
- 12 Liberty
- 13 UCLA
- 14 Florida State
- 15 TCU
- 16 Texas Tech
- 17 NC State
- 18 Clemson
- 19 Florida
- 20 North Carolina
- 21 Arizona
- 22 Tulane
- 23 Virginia
- 24 Miami
- 25 Maryland

**USA Today Coaches**

March 7

- 1 Texas
- 2 Vanderbilt
- 3 Ole Miss
- 4 Tennessee
- 5 Stanford
- 6 Oregon State
- 7 Arkansas**
- 8 Notre Dame
- 9 LSU
- 10 Florida
- 11 Texas Tech
- 12 Oklahoma State
- 13 Georgia Tech
- 14 Arizona
- 15 Georgia
- 16 Liberty
- 17 Florida State
- 18 North Carolina
- 19 Virginia
- 20 TCU
- 21 Clemson
- 22 NC State
- 23 Maryland
- 24 Tulane
- 25 UCLA

**Collegiate Baseball**

March 7

- 1 Texas
- 2 Vanderbilt
- 3 Tennessee
- 4 Oregon State
- 5 Stanford
- 6 LSU
- 7 Virginia
- 8 Notre Dame
- 9 Georgia Tech
- 10 Ole Miss
- 11 Georgia
- 12 Liberty
- 13 Florida
- 14 North Carolina
- 15 Gonzaga
- 16 Oklahoma State
- 17 Texas State
- 18 Arizona
- 19 Texas Tech
- 20 Arkansas**
- 21 Purdue
- 22 Florida State
- 23 Miami
- 24 UCLA
- 25 Old Dominion
- 26 Tulane
- 27 UConn
- 28 TCU
- 29 Maryland
- 30 UC Santa Barbara

**NCBWA**

March 7

- 1 Texas
- 2 Ole Miss
- 3 Vanderbilt
- 4 Stanford
- 5 Arkansas**
- 6 Oregon State
- 7 Notre Dame
- 8 LSU
- 9 Tennessee
- 10 Florida
- 11 Oklahoma State
- 12 Georgia Tech
- 13 Florida State
- 14 Arizona
- 15 Texas Tech
- 16 Liberty
- 17 Virginia
- 18 NC State
- 19 Georgia
- 20 North Carolina
- 21 Clemson
- 22 UCLA
- 23 TCU
- 24 Mississippi State
- 25 Maryland
- 26 Tulane
- 27 Old Dominion
- 28 Gonzaga
- 29 Miami
- 30 Wake Forest

**ARKANSAS IN THE POLLS**

	BA	D1Baseball	PG	USA Today	CB	NCBWA
Preseason	8	2	8	4	20	4
Feb. 21	9	2	9	--	23	3
Feb. 28	10	3	11	6	20	7
March 7	9	3	11	7	20	5
March 14	--	--	--	--	--	--
March 21	--	--	--	--	--	--
March 28	--	--	--	--	--	--
April 4	--	--	--	--	--	--
April 11	--	--	--	--	--	--
April 18	--	--	--	--	--	--
April 25	--	--	--	--	--	--
May 2	--	--	--	--	--	--
May 9	--	--	--	--	--	--
May 16	--	--	--	--	--	--
May 23	--	--	--	--	--	--
May 30	--	--	--	--	--	--
<b>Final</b>	--	--	--	--	--	--

D1 - D1Baseball.com

BA - Baseball America

USA TODAY - USA Today Coaches Poll

PG - Perfect Game

CB - Collegiate Baseball Newspaper

NCBWA - National Collegiate Baseball Writers Association



## PERSONAL

Born: Sept. 17, 1960  
 Hometown: Kansas City, Mo.  
 Alma Mater: Arkansas (1988)  
 Masters of Science: East Texas State University (1992)  
 Wife: Karen  
 Children: Hollan, Mariel  
 Named Head Coach at Arkansas: June 21, 2002

## PLAYING HISTORY

1982-84 Atlanta Braves Organization  
 1982 MLB Draft: 10th Round (Atlanta Braves)  
 1982 Arkansas  
 1981 MLB Draft: 10th Round (Chicago White Sox)  
 1980-81 McLennan Community College

## COACHING HONORS

2021 SEC Coach of the Year  
 2004 SEC Coach of the Year  
 2001 Baseball America National Coach of the Year  
 2001 BIG 12 Coach of the Year  
 2001 ABCA Midwest Region Coach of the Year  
 2000 ABCA Midwest Region Coach of the Year  
 1997 Southland Coach of the Year  
 1995 Southland Coach of the Year  
 1994 NCAA Division II Coach of the Year  
 1994 ABCA Central Region Coach of the Year

## HALL OF FAME

2019 Arkansas Sports Hall of Fame  
 2013 Winnetonka High School Hall of Fame  
 2012 Ban Johnson League Hall of Fame  
 2001 Central Missouri State Hall of Fame

Dave Van Horn, the 2004 and 2021 SEC Coach of the Year, enters his 20th season at the helm of the Arkansas baseball program in 2022. In his 20 seasons as Head Hog, Van Horn has elevated Arkansas into one of the nation's premier teams. Van Horn has led the Razorbacks to six College World Series appearances, 17 NCAA Tournament berths, two SEC overall titles, six SEC Western Division championships, one SEC Tournament title and a total of 759 wins and counting.

Ever since returning to his alma mater in 2003 to take over for retiring legendary Arkansas head baseball coach Norm DeBriyn, Van Horn has continued to successfully field nationally competitive teams, while also grooming two Golden Spikes Award and Dick Howser Trophy winners in Andrew Benintendi and Kevin Kopps as well as numerous All-Americans, all-conference performers and future professional baseball players. Under his guidance, 34 Razorbacks have been named All-Americans, 41 as All-SEC players and 120 have been picked in the MLB Draft. Those 120 draft picks are the third most among all active head coaches in the SEC.

Van Horn is the second-winningest coach in Arkansas history with 759 wins as Head Hog. Van Horn is one of only three active head coaches in the SEC, along with Vanderbilt's Tim Corbin and Ole Miss' Mike Bianco, with 750 or more wins at their current school.

Including his years at Nebraska, Northwestern State and Central Missouri State, Van Horn has racked up 1,130 wins at four-year institutions, which is ninth-most among all active coaches. He is also one of 10 active coaches with 1,100 or more wins at four-year schools.

DVH AGAINST 2022 OPPONENTS				
	W-L	Home	Away	Neutral
Alabama	34-25	19-8	13-14	2-3
Arkansas State	1-0	1-0	0-0	0-0
Auburn	33-22	17-10	15-12	1-0
Florida	28-21	13-5	9-12	6-4
Grambling	7-0	7-0	0-0	0-0
Illinois State	4-3	4-3	0-0	0-0
Indiana	1-0	0-0	0-0	1-0
Kentucky	26-13	13-5	13-8	0-0
Little Rock	2-1	2-1	0-0	0-0
Louisiana	1-0	0-0	0-0	1-0
LSU	24-42	13-17	10-17	1-8
Mississippi State	31-27	16-11	13-14	2-2
Missouri	12-3	7-2	5-1	0-0
Missouri State	20-9	11-7	9-2	0-0
Ole Miss	34-42	16-20	11-16	7-6
Omaha	1-0	1-0	0-0	0-0
Southeastern	2-1	2-1	0-0	0-0
Stanford	0-2	0-0	0-1	0-1
Texas A&M	18-14	10-5	7-9	1-0
UAPB	3-0	3-0	0-0	0-0
UCA	1-0	1-0	0-0	0-0
UIC	9-1	9-1	0-0	0-0
Vanderbilt	20-22	12-8	7-10	1-4

## VAN HORN'S CAREER NUMBERS

Year	School	Record	Pct.	Conf.	Place	Tourn.	NCAA
1989	Texarkana CC	39-18	.684	NA	NA	NA	--
1990	Texarkana CC	44-14	.759	NA	NA	NA	--
1991	Texarkana CC	45-12	.789	NA	NA	NA	--
1992	Texarkana CC	48-10	.827	NA	1st	NA	--
1993	Texarkana CC	38-18	.678	NA	NA	NA	--
	<i>Totals</i>	<i>214-72</i>	<i>.748</i>	--	--	--	--
1994	Central Missouri State	51-11	.823	15-1	1st (Div.)	1st (4-1)	NCAA DII Champs
	<i>Totals</i>	<i>51-11</i>	<i>.823</i>	<i>15-1</i>	--	<i>1 (4-1)</i>	--
1995	Northwestern State	37-15	.711	19-5	1st	DNP (0-2)	--
1996	Northwestern State	34-27	.557	14-16	2nd (Div.)	2nd (3-2)	--
1997	Northwestern State	35-23	.603	19-9	1st	DNP (0-2)	--
	<i>Totals</i>	<i>106-65</i>	<i>.620</i>	<i>52-30</i>	--	<i>3 (3-6)</i>	--
1998	Nebraska	24-20	.545	10-13	7th	DNQ	DNQ
1999	Nebraska	42-18	.700	16-9	5th	1st (4-0)	NCAA (1-2)
2000	Nebraska	51-17	.750	21-9	2nd	1st (5-1)	NCAA (4-2)
2001	Nebraska	50-16	.758	20-8	1st	1st (4-0)	CWS (5-2)
2002	Nebraska	47-21	.691	16-11	2nd	2nd (3-1)	CWS (5-3)
	<i>Totals</i>	<i>214-92</i>	<i>.699</i>	<i>67-39</i>	--	<i>4 (16-2)</i>	<i>4 (15-9)</i>
2003	Arkansas	35-22	.612	14-16	6th West	T-7th (0-2)	NCAA (1-2)
2004	Arkansas	45-24	.652	19-11	T-1st Overall	4th (2-2)	CWS (6-3)
2005	Arkansas	39-22	.636	13-17	T-5th West	T-7th (0-2)	NCAA (2-2)
2006	Arkansas	39-21	.650	18-12	2nd West	T-7th (0-2)	NCAA (1-2)
2007	Arkansas	43-21	.672	18-12	1st West	2nd (3-1)	NCAA (2-2)
2008	Arkansas	34-24	.586	14-15	4th West	DNQ	NCAA (0-2)
2009	Arkansas	41-24	.631	14-15	4th West	4th (2-2)	CWS (7-2)
2010	Arkansas	43-21	.672	18-12	2nd West	T-7th (0-2)	NCAA (3-3)
2011	Arkansas	40-22	.645	15-15	1st West	T-3rd (2-2)	NCAA (2-2)
2012	Arkansas	46-22	.676	16-14	T-2nd West	T-9th (0-2)	CWS (7-3)
2013	Arkansas	39-22	.639	18-11	2nd West	T-3rd (2-1)	NCAA (2-2)
2014	Arkansas	40-25	.615	16-14	4th West	T-3rd (3-2)	NCAA (2-2)
2015	Arkansas	40-25	.615	17-12	3rd West	T-5th (2-2)	CWS (5-3)
2016	Arkansas	26-29	.473	7-23	7th West	DNQ	DNQ
2017	Arkansas	45-19	.703	18-11	2nd West	2nd (3-2)	NCAA (3-2)
2018	Arkansas	48-21	.696	18-12	T-1st West	T-3rd (2-1)	CWS Runner-Up (9-3)
2019	Arkansas	46-20	.697	20-10	T-1st West	T-5th (1-2)	NCAA (5-3)
2020	Arkansas	11-5	.688	--	--	--	--
2021	Arkansas	50-13	.807	22-8	1st Overall	1st (4-0)	NCAA (4-3)
2022	Arkansas	9-3	.750	--	--	--	--
	<i>Totals</i>	<i>759-405</i>	<i>.652</i>	<i>295-240</i>	--	<i>16 (26-27)</i>	<i>17 (61-42)</i>
	<i>CAREER TOTALS</i>	<i>1,344-645</i>	<i>.676</i>	<i>429-310</i>	--	<i>49-36 (.577)</i>	<i>76-50 (.603)</i>

# A THE ARKANSAS RAZORBACKS



**1**  
**ROBERT MOORE**  
Jr. • 5-9 • 170 • S/R  
INF • Leawood, Kan.



**2**  
**JALEN BATTLES**  
Sr. • 6-2 • 210 • R/R  
INF • San Antonio, Texas




**3**  
**ZACK GREGORY**  
R-Jr. • 5-10 • 190 • L/R  
INF • Keller, Texas




**4**  
**JUDE PUTZ**  
Fr. • 6-0 • 170 • R/R  
INF • Loch Lloyd, Mo.



**5**  
**KENDALL DIGGS**  
Fr. • 6-0 • 205 • L/R  
INF • Olathe, Kan.



**7**  
**CAYDEN WALLACE**  
So. • 6-1 • 205 • R/R  
INF/OF • Greenbrier, Ark.



**8**  
**JACE BOHROFEN**  
So. • 6-2 • 200 • L/R  
OF • Oklahoma City, Okla.



**9**  
**DRAKE VARNADO**  
Fr. • 6-1 • 175 • R/R  
INF • Port Neches, Texas




**10**  
**PEYTON STOVALL**  
Fr. • 5-11 • 190 • L/R  
INF • Houghton, La.




**12**  
**MICHAEL TURNER**  
Grad. • 6-2 • 205 • L/R  
C/INF • Warren, Ohio




**13**  
**CONNOR NOLAND**  
Sr. • 6-2 • 215 • R/R  
RHP • Greenwood, Ark.



**15**  
**DYLAN LEACH**  
So. • 5-11 • 205 • S/R  
C • Carthage, Texas



**17**  
**BRADY SLAVENS**  
Sr. • 6-3 • 205 • L/R  
INF/OF • Olathe, Kan.



**18**  
**CHRIS LANZILLI**  
Grad. • 6-2 • 225 • R/R  
INF/OF • Stoneham, Mass.



**20**  
**ELIJAH TREST**  
Sr. • 6-3 • 215 • L/R  
RHP • White Oak, Texas



**22**  
**JAXON WIGGINS**  
So. • 6-6 • 225 • R/R  
RHP • Roland, Okla.




**24**  
**BRAYDON WEBB**  
Grad. • 6-0 • 200 • R/R  
RHP • McKinney, Texas



**25**  
**BRADY TYGART**  
Fr. • 6-2 • 200 • R/R  
RHP • Hernando, Miss.




**27**  
**NICK MOTEN**  
Fr. • 6-1 • 210 • R/R  
RHP • Florissant, Mo.




**28**  
**KOLE RAMAGE**  
R-Sr. • 6-1 • 205 • R/R  
RHP • Southlake, Texas



**29**  
**AUSTIN LEDBETTER**  
Fr. • 6-1 • 190 • R/R  
RHP • Bryant, Ark.



**31**  
**DYLAN CARTER**  
Jr. • 6-2 • 205 • R/R  
RHP • Bentonville, Ark.



**32**  
**ZACK MORRIS**  
Jr. • 6-3 • 225 • L/L  
LHP • Cabot, Ark.



**33**  
**HAGEN SMITH**  
Fr. • 6-3 • 215 • L/L  
LHP • Bullard, Texas



**34**  
**NICK GRIFFIN**  
Fr. • 6-4 • 195 • R/R  
LHP • Monticello, Ark.




**35**  
**VINCENT TRAPANI**  
Fr. • 6-1 • 225 • R/R  
RHP • Eau Claire, Wisc.




**36**  
**PEYTON PALLETTE**  
So. • 6-1 • 180 • R/R  
RHP • Benton, Ark.



**37**  
**JAKE FAHERTY**  
Fr. • 6-3 • 185 • R/R  
RHP • Georgetown, Ky.



**38**  
**MARK ADAMIAK**  
R-So. • 6-4 • 230 • R/R  
RHP • Shawnee, Kan.



**39**  
**EVAN TAYLOR**  
Sr. • 6-4 • 250 • L/L  
LHP • Florence, Ala.




**41**  
**WILL McENTIRE**  
R-So. • 6-4 • 225 • R/R  
RHP • Bryant, Ark.



**43**  
**MILLER PLEIMANN**  
R-Jr. • 6-4 • 200 • R/R  
RHP • Fayetteville, Ark.




**44**  
**MAX SOLIZ JR.**  
Fr. • 6-5 • 220 • R/R  
C/OF • Madison, Ala.



**46**  
**TYLER CACCIATORI**  
R-Fr. • 6-6 • 230 • R/R  
RHP • Sheridan, Ark.




**48**  
**HESTON TOLE**  
So. • 6-6 • 220 • R/R  
RHP • Wichita Falls, Texas



**50**  
**MATTHEW MAGRE**  
So. • 6-1 • 220 • L/L  
LHP • Fayetteville, Ark.



**55**  
**GABRIEL STARKS**  
So. • 6-1 • 220 • R/R  
RHP • Pine Bluff, Ark.



**58**  
**EVAN GRAY**  
R-So. • 6-4 • 205 • R/R  
RHP • Swansea, Ill.



**59**  
**ISSAC BRACKEN**  
Grad. • 6-0 • 190 • R/R  
RHP • Berthoud, Colo.




**88**  
**ZEBULON VERMILLION**  
R-Sr. • 6-4 • 240 • L/R  
RHP • Prairie Village, Kan.




**21**  
**DAVE VAN HORN**  
Head Coach  
20th Season



**30**  
**NATE THOMPSON**  
Assistant Coach  
5th Season



**47**  
**MATT HOBBS**  
Assistant Coach  
4th Season



**6**  
**BOBBY WERNES**  
Assistant Coach  
2nd Season



**Director of Operations**  
15th Season







No.	Player	Pos.	B/T	Yr.	Ht.	Wt.	Hometown / High School / Previous School
1	Robert Moore	INF	S/R	Jr.	5-9	170	Leawood, Kan. / Shawnee Mission East HS
2	Jalen Battles	INF	R/R	Sr.	6-2	210	San Antonio, Texas / James Madison HS / McLennan CC
3	Zack Gregory	OF	L/R	R-Jr.	5-10	190	Keller, Texas / Timber Creek HS
4	Jude Putz	INF	R/R	Fr.	6-0	170	Loch Lloyd, Mo. / Bishop Miege HS
5	Kendall Diggs	INF	L/R	Fr.	6-0	205	Olathe, Kan. / Saint Thomas Aquinas HS
7	Cayden Wallace	INF/OF	R/R	So.	6-1	205	Greenbrier, Ark. / Greenbrier HS
8	Jace Bohrofen	OF	L/R	So.	6-2	200	Oklahoma City, Okla. / Westmoore HS / Oklahoma
9	Drake Varnado	INF/OF	R/R	Fr.	6-1	175	Port Neches, Texas / IMG Academy
10	Peyton Stovall	INF	L/R	Fr.	5-11	190	Haughton, La. / Haughton HS
12	Michael Turner	C/INF	L/R	Grad.	6-2	205	Warren, Ohio / Champion HS / Kent State
13	Connor Noland	RHP	R/R	Sr.	6-2	215	Greenwood, Ark. / Greenwood HS
15	Dylan Leach	C	S/R	So.	5-11	205	Carthage, Texas / Carthage HS
17	Brady Slavens	INF/OF	L/R	Sr.	6-3	205	Olathe, Kan. / Olathe Northwest HS / Wichita State / Johnson County CC
18	Chris Lanzilli	OF	R/R	Grad.	6-2	225	Stoneham, Mass. / Dexter HS / Wake Forest
20	Elijah Trest	RHP	L/R	Sr.	6-3	215	White Oak, Texas / White Oak HS
22	Jaxon Wiggins	RHP	R/R	So.	6-6	225	Roland, Okla. / Roland HS
24	Braydon Webb	OF	R/R	Grad.	6-0	200	McKinney, Texas / McKinney Boyd HS / Grayson CC
25	Brady Tygart	RHP	R/R	Fr.	6-2	200	Hernando, Miss. / Lewisburg HS
27	Nick Moten	RHP	R/R	Fr.	6-1	210	Florissant, Mo. / Westminster Christian Academy
28	Kole Ramage	RHP	R/R	R-Sr.	6-1	205	Southlake, Texas / Southlake Carroll HS
29	Austin Ledbetter	RHP	R/R	Fr.	6-1	190	Bryant, Ark. / Bryant HS
31	Dylan Carter	RHP	R/R	Jr.	6-2	205	Bentonville, Ark. / Bentonville West HS / Crowder College
32	Zack Morris	LHP	L/L	Jr.	6-3	225	Cabot, Ark. / Cabot HS
33	Hagen Smith	LHP	L/L	Fr.	6-3	215	Bullard, Texas / Bullard HS
34	Nick Griffin	LHP	L/L	R-Fr.	6-4	195	Monticello, Ark. / Monticello HS
35	Vincent Trapani	RHP	R/R	Fr.	6-1	225	Eau Claire, Wisc. / Eau Claire Memorial HS
36	Peyton Pallette	RHP	R/R	Jr.	6-1	180	Benton, Ark. / Benton HS
37	Jake Faherty	RHP	R/R	Fr.	6-3	185	Georgetown, Ky. / Great Crossing HS
38	Mark Adamiak	RHP	R/R	R-So.	6-4	230	Shawnee, Kan. / Shawnee Mission Northwest HS
39	Evan Taylor	LHP	L/L	Sr.	6-4	250	Florence, Ala. / Florence HS
41	Will McEntire	RHP	L/R	R-So.	6-4	225	Bryant, Ark. / Bryant HS
43	Miller Pleimann	RHP	R/R	R-Jr.	6-4	200	Fayetteville, Ark. / Fayetteville HS / Wichita State
44	Max Soliz Jr.	C/OF	R/R	Fr.	6-5	220	Madison, Ala. / Bob Jones HS
46	Tyler Cacciatori	RHP	R/R	R-Fr.	6-6	230	Sheridan, Ark. / Sheridan HS
48	Heston Tole	RHP	R/R	So.	6-6	220	Wichita Falls, Texas / IMG Academy
50	Matthew Magre	LHP	L/L	So.	6-1	220	Fayetteville, Ark. / Fayetteville HS
55	Gabriel Starks	RHP	R/R	So.	6-1	220	Pine Bluff, Ark. / Watson Chapel HS
58	Evan Gray	RHP	R/R	R-So.	6-4	205	Swansea, Ill. / Belleville East HS
59	Issac Bracken	RHP	R/R	Grad.	6-0	190	Berthoud, Colo. / Berthoud HS / Northern Colorado
88	Zebulon Vermillion	RHP	L/R	R-Sr.	6-5	240	Prairie Village, Kan. / Shawnee Mission East HS

### Coaches & Support Staff

Head Coach:	21 Dave Van Horn, 20th Season (Arkansas, 1988)
Assistant Coach:	30 Nate Thompson, 5th Season (Dallas Baptist, 2006)
Assistant Coach:	47 Matt Hobbs, 4th Season (Missouri, 2002)
Volunteer Assistant Coach:	6 Bobby Wernes, 2nd Season (Arkansas, 2018)
Student Assistant Coach:	14 Cullen Smith, 1st Season (Arkansas, 2021)
Director of Operations:	Clay Goodwin, 15th Season (Arkansas, 2005)
Strength & Conditioning:	Blaine Kinsley, 5th Season (Lenoir-Rhyne, 2010)
Athletic Trainer:	Corey Wood, 11th Season (East Carolina, 2008)
Director of Video & Scouting:	Zach Barr, 5th Season (Arkansas, 2017)
Equipment Manager:	Mark Taylor, 30th Season (Ouachita Baptist, 1988)
Graduate Manager:	DJ Baxendale
Student Managers:	Blake Baxendale, Bryson Halford, Josh Langham, John McElroy, Matthew Schluterman, Matt Wheeler
Sports Information Director:	Oliver Grigg, 2nd Season (Tulane, 2017)
Academics Director:	Jonathan Burgess, 1st Season (Central Arkansas, 2015)
Sports Nutritionist:	Lauren Lyons, 4th Season (Saint Louis, 2017)
Sport Administrator:	Kevin Trainor, 12th Season (Arkansas, 1994)
Administrative Assistant:	Kelly Moore, 19th Season (Arkansas, 2004)

### Pronunciation Guide

Mark Adamiak .....	uh-dom-ee-ack
Jace Bohrofen.....	bore-fin
Tyler Cacciatori.....	catch-a-toree
Miller Pleimann.....	ply-men
Jude Putz .....	puts
Matthew Magre .....	mah-gray
Peyton Pallette .....	pah-let
Kole Ramage.....	ram-idge
Max Soliz Jr.....	so-leez
Brady Slavens .....	slay-vins
Brady Tygart.....	ty-gert

### Team Captains

Zack Gregory.....	R-Jr.   OF
Zebulon Vermillion .....	R-Sr.   RHP
Cayden Wallace.....	Soph.   INF/OF

**THE STARTERS****12 MICHAEL TURNER**      **C**    **L/R**    **GRAD.**      **.359/.458/.615**

Graduate transfer from Kent State ... Leads the Razorbacks in RBI (14) ... Tied for second on the team in home runs (2) ... Collected his first multi-hit game and RBI as a Razorback against Illinois State (Feb. 19) ... Hit his first homer as a Hog against Omaha (March 2) ... Played and started in 25 games (all 25 starts at catcher) in 2021 while at Kent State, slashing .337/.439/.640 with six homers and 22 runs batted in on the year ... Racked up 30 hits, including five doubles and two triples ... Stole five bases in six attempts.

**10 PEYTON STOVALL**      **1B**    **L/R**    **FR.**      **.225/.279/.325**

Has started in nine of his 10 games played ... Recorded first collegiate hit against Illinois State (Feb. 20), collecting a double and a run scored in the Razorbacks' win ... Swatted his first collegiate homer against Omaha (March 2) ... Tabbed as the Preseason SEC Freshman of the Year by D1Baseball and Baseball America ... Attended Houghton High School in Houghton, La. ... The best prospect and best shortstop in Louisiana, according to Prep Baseball Report ... Perfect Game listed him as the top shortstop in Louisiana and the state's No. 2 overall prospect.

**1 ROBERT MOORE**      **2B**    **S/R**    **JR.**      **.267/.389/.467**

Consensus preseason All-American ... One of four Razorbacks to start in all 12 games this season ... Tied for second on the team in RBI (8) ... Swatted his first homer of the season against Illinois State (Feb. 19) ... Tallied two doubles and two runs scored against Illinois State (Feb. 20) ... Started and played in 61 games (60 at second base, one at shortstop), slashing .283/.384/.558 with a team-high 16 homers and 53 runs batted in for the Hogs in 2021 ... Led the Razorbacks in runs scored (59) ... Ranked second on the Razorbacks in multi-RBI games with 14 ... Swiped six bases.

**7 CAYDEN WALLACE**      **3B**    **R/R**    **SO.**      **.362/.446/.532**

One of four Razorbacks to start in all 12 games this season ... Team leader in hits (17) ... Career-high four hits, including a pair of doubles, in the win against Indiana (Feb. 25) in the Karbach Round Rock Classic ... 24th Razorback in program history to earn Freshman All-America status ... Started and played in 60 games (48 in right field, seven at third base, four in left field, one as designated hitter), slashing .279/.369/.500 with 14 homers and 44 runs batted in during 2021 ... Racked up a team-leading 67 hits ... 17 multi-hit games, including a team-leading seven three-hit performances ... 12 multi-RBI games.

**2 JALEN BATTLES**      **SS**    **R/R**    **SR.**      **.250/.327/.500**

One of four Razorbacks to start in all 12 games this season ... Team leader in home runs (3) ... Swatted a solo home run in the season opener against Illinois State (Feb. 18) before hitting a go-ahead three-run shot vs. Louisiana (Feb. 27) in the Round Rock Classic ... Started and played in 61 games (all 61 at shortstop), slashing .269/.371/.407 with six homers and 43 runs batted in during 2021 campaign ... 14 multi-hit games and 11 multi-RBI games on the year ... Had five steals ... 2021 SEC Tournament MVP.

**8 JACE BOHROFEN**      **LF**    **L/R**    **SO.**      **.214/.290/.357**

Transfer from Oklahoma ... Drove in a season-high five runs in a three-hit effort against Southeastern (March 5) ... Played in 35 games with 29 starts as a true freshman for the Sooners in 2021 ... Slashed .252/.347/.408 with two home runs and 18 runs batted in ... Tallied 26 hits, including four doubles and a team-leading three triples ... Drew 15 walks and one HBP ... 1-for-1 in stolen base attempts.

**3 ZACK GREGORY**      **CF**    **L/R**    **R-JR.**      **.273/.467/.485**

Has started in all 11 games played ... Swatted a solo home run in the 2022 season opener against Illinois State (Feb. 18) ... Played in 43 games with 32 starts (31 in left field, one in right field), slashing .245/.440/.412 with three home runs and 19 RBI during the 2021 season ... Drew 26 walks and was hit by 11 pitches, second most on the Razorbacks ... Four multi-hit games and two multi-RBI games ... 2-for-2 on stolen base attempts.

**17 BRADY SLAVENS**      **RF**    **L/R**    **SR.**      **.231/.333/.436**

Matched a career high with three hits against Illinois State (Feb. 20) ... Played in 57 games with 56 starts (50 at first base, three as designated hitter, three in right field), slashing .284/.347/.560 with 14 homers and a team-leading 63 runs batted in during 2021 campaign ... Posted team highs in batting average (.284) and slugging percentage (.560) among Razorbacks with at least 100 at-bats ... Racked up 62 hits, third most on the team ... 18 multi-hit games ... Led the Razorbacks in multi-RBI games with 16.

**18 CHRIS LANZILLI**      **DH**    **R/R**    **GRAD.**      **.342/.468/.447**

One of four Razorbacks to start in all 12 games this season ... Graduate transfer from Wake Forest ... Appeared in 170 games, making 166 starts while at Wake Forest ... Finished career at Wake Forest with a .298 batting average, 195 hits, 147 RBI, 42 home runs, 46 doubles and 76 walks ... Held an on-base percentage of .375 and a slugging percentage of .561 ... His 42 home runs also ranked tied for eighth all-time in Wake Forest history for career blasts.

**THE BENCH****24 BRAYDON WEBB**      **OF**    **R/R**    **GRAD.**

Made his first start of the 2022 season against Illinois State (Feb. 19), drawing a walk and scoring a run in the Razorbacks' win ... Played in 48 games with 26 starts (22 in left field, 3 in center field, one as designated hitter) during 2021 campaign, slashing .174/.372/.413 with six homers and 16 runs batted in ... Scored 25 runs on the year ... Season-long hitting streak of four games and reached base streak of eight consecutive games ... Perfect 6-of-6 in stolen base attempts.

**4 JUDE PUTZ**      **INF**    **R/R**    **FR.**

Attended Bishop Miege HS in Roeland Park, Kan. ... Ranked the No. 7 overall recruit and third-best prospect in Missouri, according to Perfect Game ... Nationally ranked as the No. 77 shortstop and 386th overall recruit by PG ... Prep Baseball Report ranks him as the fifth-best shortstop in Kansas and 16th overall prospect in the state ... A national Top 500 recruit according to Perfect Game.

**5 KENDALL DIGGS**      **INF**    **R/R**    **FR.**

Has played in four games with three starts ... Made his collegiate debut vs. Louisiana (Feb. 27) in the Round Rock Classic, collecting his first career hit ... Racked up his first two RBI against Southeastern (March 5) ... Attended St. Thomas Aquinas High School in Overland Park, Kan. ... The top third baseman from Kansas and second-best prospect in the state according to Perfect Game and Prep Baseball Report.

**9 DRAKE VARNADO**      **INF/OF**    **R/R**    **FR.**

Selected by the Arizona Diamondbacks in the 17th round of the 2021 MLB Draft ... Made his collegiate debut against Illinois State (Feb. 19), scoring his first career run in the contest ... Attended IMG Academy in Bradenton, Fla. ... The top shortstop and 10th overall prospect in Florida, according to Prep Baseball Report ... Baseball America ranked him as the No. 59 overall player in the class ... Perfect Game listed him as the fifth-best shortstop and No. 16 overall player in Texas by Perfect Game.

**15 DYLAN LEACH**      **C**    **S/R**    **SO.**





Has played in five games with four starts in 2022 ... Made his first start of the season behind the dish against Illinois State (Feb. 20) ... Played in 17 games with 10 starts at catcher during the 2021 season, slashing .257/.469/.429 with one home run and four RBI on the year ... Scored 12 runs to go along with one double and one triple ... Drew 11 walks and three hit-by-pitches ... Committed one error in 116 chances (.991 fielding percentage), throwing out 4-of-15 runners.

**44 MAX SOLIZ JR.**      **C/OF**    **R/R**    **FR.**

Made his collegiate debut against Omaha (March 2), tallying his first hit, first double and first RBI in the contest ... Attended Bob Jones High School in Madison, Ala. ... The top catcher out of Alabama and fourth overall player in the state, according to Prep Baseball Report ... Perfect Game ranked him as the third-best prospect in Alabama and top catcher ... Tabbed as the No. 11 catcher in the nation by Perfect Game and No. 134 overall recruit.



**THE STARTING ROTATION**

<b>THURSDAY</b>		<b>RHP 13 CONNOR NOLAND</b>	<b>SR.</b>	<b>2-1, 3.52 ERA, 23.0 IP, 6 BB, 31 SO</b>
	Last Start: March 10, vs. UIC [DH-1], 6.2 IP, 4 H, 3 R, 3 ER, 2 BB, 11 SO Started the 2022 season opener against Illinois State (Feb. 18), striking out five over six innings of two-run ball ... Struck out 10 over six innings of one-run ball vs. Indiana (Feb. 25) in the Round Rock Classic ... Racked up five strikeouts in 5.1 innings of work against Southeastern (March 4) ... Matched his career high with 11 strikeouts in a season-long 6.2 innings against UIC (March 10) ... Nine appearances out of the bullpen in 2021, going 1-0 with a 6.91 ERA and one save in 14.1 innings ... Member of an Arkansas pitching staff that set a school record with 657 strikeouts in 2021.			
<b>THURSDAY</b>		<b>RHP 29 AUSTIN LEDBETTER</b>	<b>FR.</b>	<b>0-0, 1.59 ERA, 5.2 IP, 1 BB, 8 SO</b>
	Last Start: March 10, vs. UIC [DH-2], 3.0 IP, 2 H, 1 R, 1 ER, 1 BB, 3 SO Made his collegiate debut against Southeastern (March 4), striking out five in 2.2 scoreless innings of relief ... First career start came against UIC (March 10), fanning three over three innings of one-run ball ... Attended Bryant High School in Bryant, Ark. ... Top right-hander in Arkansas and the second-best prospect in the state, according to Prep Baseball Report ... Quarterback for the Arkansas state champion Bryant football team.			
<b>SATURDAY</b>		<b>LHP 33 HAGEN SMITH</b>	<b>FR.</b>	<b>2-1, 2.93 ERA, 15.1 IP, 6 BB, 17 SO</b>
	Last Start: March 5, vs. Southeastern [DH-1], 7.0 IP, 2 H, 2 R, 2 ER, 3 BB, 9 SO Made his collegiate debut against Illinois State (Feb. 19), fanning five over six scoreless innings of work ... Struck out a career-high nine against Southeastern (March 5), tossing a career-long seven innings ... Attended Bullard High School in Bullard, Texas ... Tabbed the top high school lefty and fifth-best prospect overall in Texas by Prep Baseball Report ... No. 5 lefty in the nation and 36th overall prospect, according to PBR.			
<b>SUNDAY</b>		<b>RHP 22 JAXON WIGGINS</b>	<b>SO.</b>	<b>2-0, 2.60 ERA, 17.1 IP, 8 BB, 16 SO</b>
	Last Start: March 5, vs. Southeastern [DH-2], 6.1 IP, 2 H, 1 R, 1 ER, 4 BB, 7 SO Struck out five over five innings against Illinois State (Feb. 20) in his first start of the year ... Tossed six innings of three-hit, three-run ball with four strikeouts vs. Louisiana (Feb. 27) in the Round Rock Classic to log his first career quality start ... Went a career-long 6.1 innings against Southeastern (March 5), fanning a career-best seven ... Made 17 appearances with four starts as a true freshman during in 2021 ... Posted a 3-1 record with a 5.09 ERA and four saves on the year ... Member of an Arkansas pitching staff that set a school record with 657 strikeouts in 2021.			

**PITCHER BREAKDOWN**

	W-L-S	ERA	IP	H	R	ER	BB	SO
Starters	6-2-0	3.08	61.1	50	21	21	21	67
Relievers	3-1-5	2.96	45.2	30	17	15	26	56

**THE HOG PEN**

Pitcher	Last App.	IP	H	R	ER	BB	SO	HR	RI/S	---- Season Totals ----		
										RI/S	SV	Ret./1BF (BB)
Mark Adamiak	2/19 (ILS)	1.1	3	0	0	1	2	0	0/0	0/0	0	0/1 (0)
Issac Bracken	3/4 (SLU)	0.1	0	1	1	1	1	0	3/2	6/2	0	1/2 (0)
Jake Faherty	3/10 (UIC)	0.1	0	0	0	1	1	0	2/1	2/1	0	0/1 (1)
Evan Gray	3/4 (SLU)	0.1	0	0	0	0	0	0	1/0	1/0	0	1/1 (0)
Nick Griffin	3/10 (UIC)	0.2	0	0	0	2	0	0	0/0	0/0	0	0/2 (2)
Austin Ledbetter	3/4 (SLU)	2.2	0	0	0	0	5	0	0/0	0/0	0	1/1 (0)
Zach Morris	3/4 (SLU)	0.1	1	0	0	0	0	0	3/2	5/2	0	1/3 (0)
Nick Moten	3/2 (OMAHA)	1.0	0	0	0	1	1	0	0/0	0/0	0	1/1 (0)
Miller Pleimann	3/10 (UIC)	0.2	0	0	0	0	1	0	3/0	4/1	0	1/2 (0)
Kole Ramage	3/10 (UIC)	3.1	2	2	2	0	2	1	1/0	6/3	3	4/7 (0)
Gabriel Starks	3/2 (OMAHA)	1.0	2	1	1	2	1	0	0/0	2/0	0	1/2 (0)
Evan Taylor	3/10 (UIC)	1.1	0	1	1	2	2	0	1/0	4/0	0	4/4 (0)
Heston Tole	3/10 (UIC)	0.2	2	1	1	0	1	0	0/0	5/0	1	2/4 (0)
Elijah Trest	2/27 (STAN)	1.1	1	1	1	1	1	0	0/0	0/0	0	1/1 (0)
Brady Tygart	3/10 (UIC)	1.1	0	0	0	1	2	0	1/0	1/0	1	2/3 (0)
Zebulon Vermillion	3/5 (SLU)	1.0	0	0	0	1	1	0	0/0	1/0	0	1/3 (2)
<b>TEAM TOTALS</b>									<b>37/9</b>	<b>5</b>		<b>21/38 (5)</b>



**Heston Tole** was dominant in 12.0 innings of relief work in 2021, fanning 20 batters while walking only two. He finished his true freshman year with a 1-0 record and a 2.25 ERA.



**Elijah Trest** was selected by the Colorado Rockies in the 19th round of the 2021 MLB Draft, but the right-handed reliever opted to return to the Razorbacks for his senior season.



**Zebulon Vermillion** made 15 appearances with six starts in 2021, logging a 3-0 record with a 4.69 ERA. The redshirt senior has experience closing with three career saves to his name.

**Bullpen Notes:** Kole Ramage (2) and Heston Tole (1) have each logged multi-inning saves this season ... Ramage punched out six in a four-inning save against Illinois State (Feb. 20) before fanning six against in a three-inning save against Indiana (Feb. 25) in the Round Rock Classic.



## TEAM GAME HIGHS

### Team Batting

At-bats:	39	vs. Omaha (March 2)
Runs scored:	15	vs. Omaha (March 2)
Hits:	15	vs. Omaha (March 2)
RBI:	13	vs. Omaha (March 2)
Doubles:	4	vs. Illinois State (Feb. 19)
	4	vs. Illinois State (Feb. 20)
	4	vs. Omaha (March 2)
Triples:	1	vs. Illinois State (Feb. 20)
	1	vs. Indiana (Feb. 25 at Round Rock, Texas)
	1	vs. Southeastern (March 5)
Home runs:	3	vs. Omaha (March 2)
	3	vs. UIC (March 10)
Total bases:	28	vs. Omaha (March 2)
Walks:	10	vs. UIC (March 10)
Strikeouts:	15	vs. #6 Stanford (Feb. 27 at Round Rock, Texas)
Sac hits:	1	vs. UIC (March 10)
Sac flies:	1	vs. Omaha (March 2)
	1	vs. Southeastern (March 4)
Stolen bases:	2	vs. Louisiana (Feb. 27 at Round Rock, Texas)
Hit by pitch:	2	vs. Illinois State (Feb. 18)
	2	vs. Southeastern (March 5)
	2	vs. UIC (March 10)
Caught stealing:	1	(2 times)
Runners LOB:	11	vs. Illinois State (Feb. 20)
	11	vs. Omaha (March 2)
	11	vs. UIC (March 10)
Hit into DP:	2	vs. #6 Stanford (Feb. 27 at Round Rock, Texas)
	2	vs. UIC (March 10)

### Fielding

Putouts:	27	(11 times)
Assists:	17	vs. UIC (March 10)
Errors:	2	vs. #6 Stanford (Feb. 27 at Round Rock, Texas)
Passed Balls:	2	vs. Indiana (Feb. 25 at Round Rock, Texas)
DPs turned:	4	vs. #6 Stanford (Feb. 27 at Round Rock, Texas)

### Pitching

Innings pitched:	9.0	(11 times)
Runs allowed:	7	vs. Southeastern (March 4)
Earned runs:	7	vs. Southeastern (March 4)
Walks allowed:	6	vs. Illinois State (Feb. 18)
	6	vs. Louisiana (Feb. 27 at Round Rock, Texas)
Strikeouts:	16	vs. Indiana (Feb. 25 at Round Rock, Texas)
Hits allowed:	13	vs. #6 Stanford (Feb. 27 at Round Rock, Texas)
Doubles allowed:	3	vs. UIC (March 10)
Triples allowed:	1	vs. Indiana (Feb. 25 at Round Rock, Texas)
Homers allowed:	1	(5 times)
Wild pitches:	2	vs. Louisiana (Feb. 27 at Round Rock, Texas)
Hit batters:	5	vs. Southeastern (March 4)

## INDIVIDUAL GAME HIGHS

### Individual Batting

At-bats:	5	(11 times)
Runs scored:	3	(4 times)
Hits:	4	Cayden Wallace vs. Indiana (Feb. 25 at Round Rock, Texas)
RBI:	5	Jace Bohrofen vs. Southeastern (March 5)
Doubles:	2	Robert Moore vs. Illinois State (Feb. 20)
	2	Cayden Wallace vs. Indiana (Feb. 25 at Round Rock, Texas)
	2	Jace Bohrofen vs. Southeastern (March 4)
Triples:	1	Cayden Wallace vs. Illinois State (Feb. 20)
	1	Michael Turner vs. Indiana (Feb. 25 at Round Rock, Texas)
	1	Jace Bohrofen vs. Southeastern (March 5)
Home runs:	1	(11 times)
Total bases:	6	(6 times)
Walks:	2	(9 times)
Strikeouts:	4	Brady Slavens vs. #6 Stanford (Round Rock, Texas)
Sac hits:	1	Chris Lanzilli vs. UIC (March 10)
Sac flies:	1	Michael Turner vs. Omaha (March 2)
	1	Cayden Wallace vs. Southeastern (March 4)
Stolen bases:	1	(4 times)
Hit by pitch:	1	(11 times)
Caught stealing:	1	Cayden Wallace vs. Southeastern (March 5)
	1	Jace Bohrofen vs. Southeastern (March 5)
Runners LOB:	6	Jalen Battles vs. Southeastern (March 5)

### Fielding

Putouts:	15	Michael Turner vs. Indiana (Feb. 25 at Round Rock, Texas)
	15	Michael Turner vs. UIC (March 10)
Assists:	7	Jalen Battles vs. Southeastern (March 5)
Errors:	2	Cayden Wallace vs. #6 Stanford (Feb. 27 at Round Rock, Texas)
Passed balls:	2	Michael Turner vs. Indiana (Feb. 25 at Round Rock, Texas)

### Pitching

Innings pitched:	7.0	Hagen Smith vs. Southeastern (March 5)
Runs allowed:	3	(5 times)
Earned runs:	3	(5 times)
Walks allowed:	4	Jaxon Wiggins vs. Southeastern (March 5)
Strikeouts:	11	Connor Noland vs. UIC (March 10)
Hits allowed:	7	Connor Noland vs. Southeastern (March 4)
Doubles allowed:	3	Connor Noland vs. UIC (March 10)
Triples allowed:	1	Connor Noland vs. Indiana (Feb. 25 at Round Rock, Texas)
Homers allowed:	1	(5 times)
Wild pitches:	1	(10 times)
Hit batters:	2	Austin Ledbetter vs. Southeastern (March 4)

**THE LAST TIME AN ARKANSAS PLAYER...**

4 hits in a game.....	Cayden Wallace vs. Indiana (Karchach Round Rock Classic), Feb. 25, 2022
5 hits in a game.....	Andy Wilkins at #9 Oklahoma (NCAA Regional), May 31, 2009
6 hits in a game.....	Jeremy Jackson vs. Northeastern (Okla.), April 16, 1997
2 hits in an inning.....	Casey Opitz vs. Eastern Illinois, Feb. 16, 2019
2 doubles in a game.....	Jace Bohrofen vs. Southeastern, March 4, 2022
3 doubles in a game.....	Trevor Ezell vs. TCU (NCAA Regional), June 1, 2019
4 doubles in a game.....	Rodney Nye vs. Louisiana Tech, March 31, 1998
2 triples in a game.....	Jax Biggers vs. Auburn (SEC Tournament), May 25, 2017
Led off a game with a HR.....	Matt Goodheart vs. #19 Nebraska (NCAA Regional), June 5, 2021
2 home runs in a game.....	Robert Moore vs. #16 NC State (NCAA Super Regional), June 11, 2021
3 home runs in a game.....	Chad Spanberger vs. Auburn (SEC Tournament), May 26, 2017
Grand slam.....	Cayden Wallace vs. Arkansas State, May 11, 2021
HR in consecutive at-bats.....	Cullen Smith & Charlie Welch vs. UA Pine Bluff, April 14, 2021
HR in 3 straight games.....	C. Welch vs. #19 Nebraska & #16 NC State (NCAA Tournament), June 7-12, 2021
HR in 4 straight games.....	Matt Goodheart vs. UAPB & Texas A&M, April 14-18, 2021
HR in 5 straight games.....	Aaron Murphree vs. OSU, So. Dakota St. & Siena, March 2-8, 2008
HR in 6 straight games.....	Aaron Murphree vs. OSU, So. Dakota St. & Siena, March 2-9, 2008
Pinch-hit home run.....	Charlie Welch vs. #19 Nebraska (NCAA Regional), June 7, 2021
Inside-the-park home run.....	Casey Martin vs. Kentucky, May 3, 2019
Back-to-back home runs.....	M. Goodheart & C. Wallace at #2 Miss. State, March 26, 2021
Walk-off home run.....	Heston Kjerstad vs. South Alabama, March 8, 2020
Hit for the cycle.....	Robert Moore vs. Central Arkansas, March 30, 2021
4 runs in a game.....	Charlie Welch vs. #16 NC State (NCAA Super Regional), June 11, 2021
5 runs in a game.....	Robert Moore vs. #16 NC State (NCAA Super Regional), June 11, 2021
6 runs in a game.....	Trevor Ezell vs. Grambling, April 30, 2019
4 RBI in a game.....	C. Smith & C. Welch vs. #16 NC State (NCAA Super Regional), June 11, 2021
5 RBI in a game.....	Jace Bohrofen vs. Southeastern March 5, 2022
6 RBI in a game.....	Christian Franklin vs. UAPB, April 13, 2021
7 RBI in a game.....	Chad Spanberger vs. Auburn (SEC Tournament), May 25, 2017
8 RBI in a game.....	Rodney Nye vs. ORU, April 14, 1999
9 RBI in a game.....	Ryan Lundquist vs. Central Missouri St., March 4, 1997
2 stolen bases in a game.....	Christian Franklin vs. Texas A&M, April 17, 2021
3 stolen bases in a game.....	Andrew Benintendi vs Stephen F. Austin, April 15, 2015
4 stolen bases in a game.....	Logan Forsythe vs. Ole Miss, May 19, 2007
Stole home.....	Bobby Wernes vs. Ole Miss, March 28, 2015
2 errors in a game.....	Matt Goodheart vs. UA Pine Bluff, April 14, 2021
3 errors in a game.....	Bobby Wernes, at LSU, April 12, 2014
4 errors in a game.....	Chris Shaddy vs. TCU, April 27, 1980
9-inning no-hitter.....	Scott Roehl vs. Kansas St., March 20, 2001
9-inning combined no-hitter.....	Nick Schmidt (6.0), Brian McLelland (1.0) & Devin Collis (2.0) vs. Oklahoma State, February 12, 2006
7-inning combined no-hitter.....	D. Taccolini (2.0), M. Cronin (3.0), & J. Alberius (2) vs. Auburn (SEC Tournament), May 25, 2017
1-hitter.....	Trevor Stephan (7.0) at Tennessee, May 6, 2017
1-hitter combined.....	P. Wicklander (5.0 IP, 1 H), K. Ramage (1.0 IP), J. Kostyshock (1.0 IP), K. Koppes (1.0 IP), M. Cronin (1.0 IP) vs. Western Illinois, March 12, 2019
2-hitter.....	Kacey Murphy vs. Florida (SEC Tournament), May 27, 2017
2-hitter combined.....	P. Wicklander (7.0 IP), K. Koppes (2.0 IP) at #11 South Carolina, April 23, 2021
3-hitter.....	Ryne Stanek (9.0 IP) at #6 South Carolina, March 23, 2013
3-hitter combined.....	J. Wiggins (6.1 IP), E. Taylor (0.2 IP), K. Ramage (1.0 IP) vs. Southeastern, March 5, 2022
Complete game.....	Kacey Murphy vs. Florida (SEC Tournament), May 27, 2017
Complete-game shutout.....	Kacey Murphy vs. Florida (SEC Tournament), May 27, 2017
10-inning or more start.....	Dominic Taccolini at #12 Kentucky (10 innings), April 22, 2016
Had 10 strikeouts.....	Connor Noland vs. Indiana (Round Rock Classic), Feb. 25, 2022
Had 11 strikeouts.....	Connor Noland vs. UIC [DH-1], March 10, 2022
Had 12 strikeouts.....	Trevor Stephan vs. Oral Roberts (NCAA Regional), June 2, 2017
Had 13 strikeouts.....	Isaiah Campbell vs. Stony Brook, March 1, 2019
Had 14 strikeouts.....	David Walling vs. South Carolina, May 16, 1999
Had 15 strikeouts.....	Nick Schmidt vs. Auburn, May 18, 2006
Had 16 strikeouts.....	David Walling vs. Eastern Illinois, Feb. 20, 1998
Had 17 strikeouts.....	Jess Todd vs. South Carolina (SEC Tournament), May 24, 2007



THE LAST TIME AN ARKANSAS TEAM...

Scored 10 runs	vs. Texas A&M, April 18, 2021
Scored 11 runs	vs. Southeastern [DH-2], March 5, 2022
Scored 12 runs	vs. UIC [DH-1], March 10, 2022
Scored 13 runs	vs. NJIT (NCAA Regional), June 4, 2021
Scored 14 runs	vs. Memphis, March 23, 2021
Scored 15 runs	vs. Omaha, March 2, 2022
Scored 16 runs	vs. Ark.- Pine Bluff, April 16, 2019
Scored 17 runs	at LSU [DH-1], May 1, 2021
Scored 18 runs	at #3 Ole Miss, April 11, 2021
Scored 19 runs	vs. Northwestern State, April 23, 2019
Scored 20 runs	vs. Mississippi Valley State, Feb. 24, 2016
Scored 21 runs	vs. #16 NC State (NCAA Super Regional), June 11, 2021
Scored 22 runs	vs. Louisiana Tech, Feb. 14, 2004
Scored 23 runs	Never
Scored 24 runs	Missouri Southern, Feb. 11, 1998
Scored 25 runs	Missouri Southern, Feb. 4, 2001
Scored 26 runs	vs. UA Pine Bluff, April 14, 2021
Scored 27 runs	Never
Scored 28 runs	vs. Wisconsin-Milwaukee (2), Feb. 18, 2007
Scored 29 runs	Morningside, April 6, 1968
Scored 30 runs	at South Carolina, March 30, 1997
Scored 31-32 runs	32 vs. Bucknell, Feb. 17, 2018
Scored 33 + runs	33 vs. Southwest Baptist, March 21, 1984
Had 13 hits	vs. UIC [DH-1], March 10, 2022
Had 14 hits	vs. Southeastern, March 5, 2022
Had 15 hits	vs. Omaha, March 2, 2022
Had 16 hits	vs. #18 Tennessee, April 26, 2019
Had 17 hits	vs. #16 NC State (NCAA Super Regional), June 11, 2021
Had 18 hits	vs. South Alabama, March 7, 2020
Had 19 hits	at LSU [DH-1], May 1, 2021
Had 20 hits	vs. Dayton, Feb. 28, 2018
Had 21 hits	Kentucky, April 28, 2001
Had 22 hits	at #6 Vanderbilt, April 14, 2019
Had 23 hits	Centenary, March 31, 1999
Had 24 hits	Georgia, March 17, 2001
Had 25 hits	at Centenary, March 23, 2005
Had 26-29 hits	28 at South Carolina, March 30, 1997
Had 30 hits	vs. Saint Louis, April 7, 2010
Had 31+ hits	32 vs. Southwest Baptist, March 21, 1984
Hit four home runs in a game	4 - Robert Moore (2), Cullen Smith, Charlie Welch vs. #16 NC State (NCAA Super Regional), June 11, 2021
Hit five home runs in a game	5 - Braydon Webb, Christian Franklin Cayden Wallace, Cullen Smith, Jalen Battles vs. NJIT (NCAA Regional), June 4, 2021
Hit six or more home runs in a game	8 - Matt Goodheart (2), Brady Slavens (2) Cullen Smith (2), Charlie Welch (2) vs. UA Pine Bluff, April 14, 2021
3 errors in a game	vs. #19 Nebraska (NCAA Regional), June 6, 2021
4 errors in a game	vs. UA Pine Bluff, April 14, 2021
5 errors in a game	vs. South Carolina (SEC Tournament), May 23, 2018
6 errors in a game	vs. Eastern Illinois, March 5, 2016
7 errors in a game	vs. LA Tech, March 20, 2001
Was shutout	vs. #6 Stanford (Round Rock Classic), Feb. 27, 2022
Was shutout in back-to-back games	vs. LSU, April 23-24, 2005 (7-0, 6-0)
Held to 1 hit	vs. Missouri State, May 17, 2016
Held to 2 hits	at Louisiana Tech, March 14, 2021
Held to 3 hits	vs. #6 Stanford (Round Rock Classic), Feb. 27, 2022
Did not strikeout	vs. Eastern Illinois, Feb. 16, 2019
Swept an SEC home series (three games)	vs. #9 Florida, May 20-22, 2021
Swept an SEC road series (three games)	at #2 Mississippi State, March 26-28, 2021
Was swept in an SEC home series	vs. Alabama, May 13-15, 2016
Was swept in an SEC road series	at Mississippi State, April 20-21, 2018
Swept a non-conference home series	vs. UA Pine Bluff, April 13-14, 2021
Swept a non-conference road series	at McNeese State, March 23-24, 2010
Was swept in a non-conference home series	Gonzaga, March 10-11, 2015
Was swept in a non-conference road series	at Nebraska, April 16, 2013
Won a conference home series	vs. #9 Florida, May 20-22, 2021
Won a conference road series	at #4 Tennessee, May 14-16, 2021
Won a non-conference home series	vs. Southeastern March 4-5, 2022
Won a non-conference road series	at Louisiana Tech, March 12-14, 2021
Lost a non-conference home series	vs. South Alabama, Feb. 28-March 1, 2014
Lost a non-conference road series	at Nebraska, April 16, 2013
Lost a midweek game	vs. Oklahoma, March 16, 2021
Back-to-back shutouts	at Kentucky (1-0, 2-0), April 22-23, 2016
Most consecutive shutouts	4, vs. Wisconsin (March 15-16, 1980)
Shut out an opponent at home	vs. Murray State (6-0), March 7, 2021
Shut out an opponent on the road	at #15 Auburn (8-0), April 6, 2019
Shut out an SEC opponent at home	vs. Georgia (3-0), May 7, 2021
Shut out an SEC opponent on the road	at #15 Auburn (8-0), April 6, 2019



RECORD RUNDOWN	
Overall	9-3
vs. top-5 teams	0-0
vs. top-10 teams	0-1
vs. top-25 teams	0-0
vs. unranked teams	9-2
At home	7-2
On the road	0-0
At neutral sites	2-1
In day games	8-3
In night games	1-0
In extra innings	0-0
vs. teams over .500	1-1
vs. teams .500 or worse	8-1
vs. right-handed starter	7-2
vs. left-handed starter	2-1
When starter receives decision	6-2
When reliever receives decision	3-1
When starter goes 5+ innings	7-2
When starter goes less than 5 innings	2-1
When scoring first	6-1
When opponent scores first	3-2
When leading after 6 innings	6-0
When trailing after 6 innings	2-2
When tied after 6 innings	1-1
When leading after 7 innings	7-0
When trailing after 7 innings	2-3
When tied after 7 innings	0-0
When leading after 8 innings	9-0
When trailing after 8 innings	0-3
When tied after 8 innings	0-0
In one-run games	1-1
In two-run games	3-0
In five-run or more games	3-1
Weekend series W-L-T	2-0-0
Series sweeps/times swept	0/0
When scoring 10+ runs	3-0
Shutouts/times shut out	0/1
When opponent scores 5 runs or less	9-2
When opponent scores 6 runs or more	0-1
When collecting 0-3 hits	0-1
When collecting 4-6 hits	3-1
When collecting 7-9 hits	2-1
When collecting 10-12 hits	1-0
When collecting 13+ hits	3-0
When out-hitting opponent	7-0
When out-hit by opponent	1-3
When hits are equal	1-0
When hitting a home run	5-1
When opponent hits a home run	5-1
When errorless	5-2
When committing one error	4-0
When committing 2 errors	0-1
When committing 3+ errors	0-0
When opponent is errorless	1-1
vs. SEC opponents	0-0
vs. SEC East opponents	0-0
vs. SEC West opponents	0-0
vs. non-conf. opponents	9-3
In midweek games	1-0
Game 1 of weekend series	1-2
Game 2 of weekend series	3-0
Game 3 of weekend series	2-0
Game 4 of weekend series	0-0
In February	4-2
In March	5-1
In April	0-0
In May	0-0
In June	0-0

MULTI-HIT GAMES					
Name	2	3	4	5+	Total
Robert Moore	4	1	-	-	5
Cayden Wallace	1	2	1	-	4
Michael Turner	3	1	-	-	4
Chris Lanzilli	3	-	-	-	3
Jalen Battles	3	-	-	-	3
Peyton Stovall	2	-	-	-	2
Jace Bohrofen	1	1	-	-	2
Brady Slavens	1	1	-	-	2
Zack Gregory	1	-	-	-	1
<b>TEAM</b>	<b>19</b>	<b>6</b>	<b>1</b>	<b>0</b>	<b>26</b>

CAREER MULTI-HIT GAMES						
Name	2018	2019	2020	2021	2022	Total
Chris Lanzilli	10	29	6	16	4	65
Michael Turner	8	14	2	10	3	37
Robert Moore	-	-	6	18	5	29
Brady Slavens	-	8	-	18	2	28
Cayden Wallace	-	-	-	17	4	21
Jalen Battles	-	-	-	14	3	17
Jace Bohrofen	-	-	7	-	2	9
Zack Gregory	-	-	1	4	1	6
Braydon Webb	-	-	5	1	-	6
Peyton Stovall	-	-	-	-	2	2
Dylan Leach	-	-	-	1	-	1

MULTI-RBI GAMES					
Name	2	3	4	5+	Total
Michael Turner	-	3	-	-	3
Robert Moore	2	1	-	-	3
Peyton Stovall	2	-	-	-	2
Jalen Battles	1	1	-	-	2
Cayden Wallace	1	1	-	-	2
Jace Bohrofen	-	-	-	1	1
Kendall Diggs	1	-	-	-	1
Brady Slavens	-	1	-	-	1
Chris Lanzilli	-	1	-	-	1
<b>TEAM</b>	<b>7</b>	<b>8</b>	<b>-</b>	<b>1</b>	<b>16</b>

HITTING STREAKS		
Name	Longest	Current
Chris Lanzilli	6	6
Peyton Stovall	5	5
Michael Turner	4	4
Zack Gregory	4	2
Jace Bohrofen	3	3
Cayden Wallace	3	3
Robert Moore	3	-
Jalen Battles	3	-
Brady Slavens	2	-
Kendall Diggs	2	-
Max Soliz Jr.	1	1

REACHED BASE STREAKS		
Name	Longest	Current
Chris Lanzilli	12	12
Zack Gregory	11	11
Robert Moore	7	3
Cayden Wallace	7	7
Jalen Battles	7	7
Peyton Stovall	5	5
Kendall Diggs	4	4
Michael Turner	4	4
Jace Bohrofen	4	4
Brady Slavens	4	-
Braydon Webb	3	-
Dylan Leach	1	-
Max Soliz Jr.	1	1

CAREER HOME RUNS					
Name	Solo	2R	3R	GS	Total
Chris Lanzilli	-	-	-	-	42
Robert Moore	9	8	2	-	19
Brady Slavens	6	6	5	-	17
Cayden Wallace	7	3	4	1	15
Michael Turner	-	-	-	-	13
Jalen Battles	4	4	1	-	9
Braydon Webb	4	3	-	-	7
Zack Gregory	3	-	1	-	4
Jace Bohrofen	-	-	-	-	2
Dylan Leach	1	-	-	-	1
Peyton Stovall	-	1	-	-	1

HOME RUN BREAKDOWN	
Total	11
at Baum-Walker Stadium	10
on the Road	0
Neutral Site	1
vs. RHP	10
vs. LHP	1
w/ 0 Outs	4
w/ 1 Out	6
w/ 2 Outs	1
Solo	5
Two-Run	4
Three-Run	2
Grand Slam	0
Leadoff	2
Back-To-Back	0
Pinch-Hit	0
Walk-Off	0
Before 7th Inning	7
7th Inning and Beyond	4
Opponent Total	5
Last HR Given Up	Solo
Longest Stretch Without HR Allowed	3
Current Streak of No HR Allowed	0

COMEBACKS		
<i>defined as any win when trailing after an inning</i>		
Date / Opponent	Score (Inn.)	Final
Feb. 20 / Illinois State	0-1 (3)	W, 4-2
Feb. 27 / Louisiana	2-3 (7)	W, 6-4
March 10 / UIC [DH-2]	1-4 (8)	W, 5-4

BLOWN LEADS		
<i>defined as any loss when leading after an inning</i>		
Date/Opponent	Score (Inn.)	Final
March 4 / Southeastern	1-0 (5)	L, 7-3



# ||| HOME RUN CHART

No.	Player	Game	Date	Opponent	Pitcher	On Base	Inning	Outs	Count	Score	Final
1	Jalen Battles (1)*	1	Feb. 18	Illinois State	RHP Colin Wyman	0	5th	0	2-1	0-2	L, 3-2
2	Zack Gregory (1)	1	Feb. 18	Illinois State	RHP Colin Wyman	0	5th	1	1-1	1-2	L, 3-2
3	Robert Moore (1)	2	Feb. 19	Illinois State	LHP Sean Sinisko	0	2nd	1	0-1	0-0	W, 5-1
4	Jalen Battles (2)	6	Feb. 27	vs. Louisiana	RHP Drew Shifflet	2	9th	1	1-0	2-3	W, 6-4
5	Brady Slavens (1)	7	March 2	Omaha	RHP Jackson Gordon	0	4th	1	0-1	1-2	W, 15-3
6	Michael Turner (1)	7	March 2	Omaha	RHP Brady Posch	1	5th	0	1-0	6-2	W, 15-3
7	Peyton Stovall (1)	7	March 2	Omaha	RHP Brady Posch	1	5th	0	0-0	8-2	W, 15-3
8	Michael Turner (2)	9	March 5	Southeastern [DH-1]	RHP Trey Harrington	1	7th	1	1-1	2-2	W, 4-2
9	Jalen Battles (3)	11	March 10	UIC [DH-1]	RHP Zak Gould	1	6th	1	3-2	5-0	W, 12-4
10	Brady Slavens (2)*	11	March 10	UIC [DH-1]	RHP Alec Schuldt	0	8th	0	0-0	8-3	W, 12-4
11	Cayden Wallace (1)	11	March 10	UIC [DH-1]	RHP Alec Schuldt	2	8th	2	0-0	9-3	W, 12-4

\* - indicates leadoff home run | ^ - indicates back-to-back home run | ! - indicates walk-off home run | + - indicates pinch-hit home run





**STARTERS GAME-BY-GAME**

Opponent	W-L	IP	H	R	ER	BB	K
Illinois State	--	5.0	5	2	2	2	5
Illinois State	W	6.0	5	0	0	1	5
Illinois State	W	5.0	5	1	1	2	5
vs. Indiana	W	6.0	5	1	1	2	10
vs. #6 Stanford	L	2.1	6	3	3	2	3
vs. Louisiana	W	6.0	3	3	3	2	4
Omaha	--	2.2	4	1	1	0	0
Southeastern	L	5.1	7	3	3	0	5
Southeastern	W	7.0	2	2	2	3	9
Southeastern	W	6.1	2	1	1	4	7
UIC	W	6.2	4	3	3	2	11
UIC	--	3.0	2	1	1	1	3

**BULLPEN GAME-BY-GAME**

Opponent	W-L	IP	H	R	ER	BB	K
Illinois State	L	4.0	2	1	1	4	3
Illinois State	--	3.0	4	1	1	2	5
Illinois State	--	4.0	2	1	1	0	6
vs. Indiana	--	3.0	1	1	0	1	6
vs. #6 Stanford	--	6.2	7	2	1	2	4
vs. Louisiana		3.0	0	1	1	4	4
Omaha	W	6.1	6	2	2	3	8
Southeastern	--	3.2	2	4	4	3	6
Southeastern	--	2.0	1	0	0	1	2
Southeastern	--	1.2	1	0	0	0	2
UIC	--	2.1	0	1	1	3	4
UIC	W	6.0	4	3	3	3	5

**TEAM RECORD PER STARTER**

Pitcher (Total Starts)	Record
Jaxon Wiggins (3)	3-0
Hagen Smith (3)	2-1
Connor Noland (4)	2-2
Mark Adamiak (1)	1-0
Austin Ledbetter (1)	1-0

**QUALITY STARTS**

Pitcher (Total Starts)	QS	Record
Connor Noland (4)	2	2-0
Hagen Smith (3)	2	2-0
Jaxon Wiggins (3)	2	2-0

**RUN SUPPORT**

Pitcher (Total Starts)	Runs	Per Start
Mark Adamiak (1)	15	15.0
Jaxon Wiggins (3)	21	7.0
Connor Noland (4)	22	5.5
Austin Ledbetter (1)	5	5.0
Hagen Smith (3)	9	3.0



# ||| GAME-BY-GAME BATTING ORDER

**RECORD:** 9-3 • **HOME:** 7-2 • **AWAY:** 0-0 • **NEUTRAL:** 2-1 • **SEC:** 0-0

Date	Opponent	1	2	3	4	5	6	7	8	9
Feb. 18	Illinois State	Stovall	Wallace	Bohrofen	Moore	Turner	Slavens	Battles	Lanzilli	Gregory
Feb. 19	Illinois State	Stovall	Wallace	Bohrofen	Webb	Moore	Slavens	Lanzilli	Turner	Battles
Feb. 20	Illinois State	Stovall	Wallace	Moore	Lanzilli	Slavens	Webb	Gregory	Battles	Leach
Feb. 25	vs. Indiana	Stovall	Wallace	Moore	Bohrofen	Lanzilli	Slavens	Turner	Battles	Gregory
Feb. 27	vs. #6 Stanford	Stovall	Wallace	Moore	Lanzilli	Turner	Webb	Slavens	Battles	Gregory
Feb. 27	vs. Louisiana	Gregory	Wallace	Moore	Turner	Lanzilli	Bohrofen	Battles	Diggs	Leach
March 2	Omaha	Stovall	Wallace	Moore	Lanzilli	Webb	Slavens	Battles	Turner	Gregory
March 4	Southeastern	Stovall	Wallace	Moore	Lanzilli	Slavens	Turner	Battles	Bohrofen	Gregory
March 5	Southeastern [DH-1]	Gregory	Wallace	Turner	Moore	Bohrofen	Lanzilli	Slavens	Battles	Stovall
March 5	Southeastern [DH-2]	Gregory	Wallace	Turner	Moore	Bohrofen	Lanzilli	Diggs	Battles	Leach
March 10	UIC [DH-1]	Wallace	Moore	Turner	Lanzilli	Slavens	Battles	Stovall	Webb	Gregory
March 10	UIC [DH-2]	Wallace	Moore	Turner	Slavens	Lanzilli	Diggs	Battles	Gregory	Leach

# GAME-BY-GAME DEFENSIVE LINEUP |||



**RECORD:** 9-3 • **HOME:** 7-2 • **AWAY:** 0-0 • **NEUTRAL:** 2-1 • **SEC:** 0-0

Date	Opponent	C	1B	2B	3B	SS	LF	CF	RF	DH
Feb. 18	Illinois State	Turner	Stovall	Moore	Wallace	Battles	Bohrofen	Gregory	Slavens	Lanzilli
Feb. 19	Illinois State	Turner	Stovall	Moore	Wallace	Battles	Bohrofen	Webb	Slavens	Lanzilli
Feb. 20	Illinois State	Leach	Stovall	Moore	Wallace	Battles	Lanzilli	Webb	Gregory	Slavens
Feb. 25	vs. Indiana	Turner	Stovall	Moore	Wallace	Battles	Bohrofen	Gregory	Slavens	Lanzilli
Feb. 27	vs. #6 Stanford	Turner	Stovall	Moore	Wallace	Battles	Gregory	Webb	Slavens	Lanzilli
Feb. 27	vs. Louisiana	Leach	Turner	Moore	Wallace	Battles	Bohrofen	Gregory	Lanzilli	Diggs
March 2	Omaha	Turner	Stovall	Moore	Wallace	Battles	Gregory	Webb	Slavens	Lanzilli
March 4	Southeastern	Turner	Stovall	Moore	Wallace	Battles	Bohrofen	Gregory	Slavens	Lanzilli
March 5	Southeastern [DH-1]	Turner	Stovall	Moore	Wallace	Battles	Bohrofen	Gregory	Lanzilli	Slavens
March 5	Southeastern [DH-2]	Leach	Turner	Moore	Wallace	Battles	Bohrofen	Gregory	Lanzilli	Diggs
March 10	UIC [DH-1]	Turner	Stovall	Moore	Wallace	Battles	Gregory	Webb	Lanzilli	Slavens
March 10	UIC [DH-2]	Leach	Turner	Moore	Wallace	Battles	Lanzilli	Gregory	Slavens	Diggs



# ||| GAME-BY-GAME HITTING

**RECORD:** 9-3 • **HOME:** 7-2 • **AWAY:** 0-0 • **NEUTRAL:** 2-1 • **SEC:** 0-0

Date	Opponent	AB	R	H	RBI	2B	3B	HR	BB	IBB	SB	CS	HBP	SAC	SF	GDP	K	PO	A	E	Avg.
Feb. 18	Illinois State	31	2	4	2	0	0	2	2	0	0	0	2	0	0	0	9	27	15	0	.129
Feb. 19	Illinois State	32	5	8	5	4	0	1	4	0	0	0	1	0	0	0	4	27	9	0	.190
Feb. 20	Illinois State	34	4	12	4	4	1	0	5	1	0	0	0	0	0	1	8	27	12	1	.247
Feb. 25	vs. Indiana	37	5	9	4	3	1	0	4	0	1	0	1	0	0	0	6	27	9	1	.246
Feb. 27	vs. #6 Stanford	29	0	3	0	0	0	0	6	0	0	0	0	0	0	0	15	27	13	2	.221
Feb. 27	vs. Louisiana	34	6	6	5	2	0	1	8	0	2	0	0	0	0	1	13	27	10	1	.213
March 2	Omaha	39	15	15	13	4	0	3	9	0	0	0	1	0	1	1	8	27	9	0	.242
March 4	Southeastern	32	3	8	3	3	0	0	4	0	0	0	0	0	1	1	8	27	13	0	.243
March 5	Southeastern [DH-1]	28	4	5	4	1	0	1	5	0	0	1	2	0	0	0	7	27	8	0	.236
March 5	Southeastern [DH-2]	35	11	14	10	3	1	0	5	0	0	1	1	0	0	0	7	24	14	0	.254
March 10	UIC [DH-1]	35	12	13	12	1	0	3	1	0	1	0	1	1	0	0	9	27	11	0	.265
March 10	UIC [DH-2]	28	5	6	4	2	0	0	10	0	0	0	2	0	0	2	3	27	17	1	.261
<b>Totals</b>		<b>394</b>	<b>72</b>	<b>103</b>	<b>66</b>	<b>27</b>	<b>3</b>	<b>11</b>	<b>63</b>	<b>1</b>	<b>4</b>	<b>2</b>	<b>11</b>	<b>1</b>	<b>2</b>	<b>6</b>	<b>97</b>	<b>321</b>	<b>140</b>	<b>6</b>	<b>.261</b>



RECORD: 9-3 • HOME: 7-2 • AWAY: 0-0 • NEUTRAL: 2-1 • SEC: 0-0

Date	Opponent	IP	H	R	ER	BB	SO	2B	3B	HR	WP	BK	HBP	DP	IBB	Score	W	L	SV	ERA
Feb. 18	Illinois State	9.0	7	3	3	6	8	1	0	0	2	1	1	0	0	2-3	0	1	0	3.00
Feb. 19	Illinois State	9.0	9	1	1	3	10	2	0	0	0	0	0	2	0	5-1	1	1	1	2.00
Feb. 20	Illinois State	9.0	7	2	2	2	11	2	0	1	1	1	1	0	0	4-2	2	1	2	2.00
Feb. 25	vs. Indiana	9.0	6	2	1	3	16	1	1	0	0	0	0	2	0	5-2	3	1	3	1.75
Feb. 27	vs. #6 Stanford	9.0	13	5	4	4	8	1	0	1	1	0	2	4	0	0-5	3	2	3	2.20
Feb. 27	vs. Louisiana	9.0	3	4	4	6	8	1	0	0	2	0	2	1	0	6-4	4	2	4	2.50
March 2	Omaha	9.0	10	3	3	3	8	1	0	0	1	1	1	1	0	15-3	5	2	4	2.57
March 4	Southeastern	9.0	9	7	7	3	11	0	0	0	1	0	5	0	0	3-7	5	3	4	3.12
March 5	Southeastern [DH-1]	9.0	3	2	2	4	11	0	0	1	1	0	1	1	0	4-2	6	3	5	3.00
March 5	Southeastern [DH-2]	8.0	3	1	1	4	9	1	0	1	1	0	1	1	0	11-1	7	3	5	2.83
March 10	UIC [DH-1]	9.0	4	4	4	5	15	3	0	0	0	0	2	0	0	12-4	8	3	5	2.94
March 10	UIC [DH-2]	9.0	6	4	4	4	8	2	0	1	1	0	3	1	0	5-4	9	3	5	3.03
	<b>Totals</b>	<b>107.0</b>	<b>80</b>	<b>38</b>	<b>36</b>	<b>47</b>	<b>123</b>	<b>15</b>	<b>1</b>	<b>5</b>	<b>10</b>	<b>3</b>	<b>19</b>	<b>13</b>	<b>0</b>	<b>72-38</b>	<b>9</b>	<b>3</b>	<b>5</b>	<b>3.03</b>



## 1 ROBERT MOORE

### SEASON HIGHS

Category	High	Opponent (Last)	Date
Hits	3	Southeastern	3/5/22
Runs	2	2x (Southeastern)	3/5/22
Doubles	2	Illinois State	2/20/22
Triples	--	--	--
Home Runs	1	Illinois State	2/19/22
RBI	3	Illinois State	2/19/22
Walks	2	Omaha	3/2/22
Stolen Bases	--	--	--

### CAREER HIGHS

Category	High	Opponent (Last)	Date
Hits	4	2x (#16 NC State)	6/11/21
Runs	5	#16 NC State	6/11/21
Doubles	2	2x (Illinois State)	2/20/22
Triples	1	2x (Little Rock)	4/7/21
Home Runs	2	3x (#16 NC State)	6/11/21
RBI	6	UCA	3/30/21
Walks	4	at #3 Ole Miss	4/11/21
Stolen Bases	2	vs. #3 Texas Tech	2/20/21



## 3 ZACK GREGORY

### SEASON HIGHS

Category	High	Opponent (Last)	Date
Hits	2	Omaha	3/2/22
Runs	3	Omaha	3/2/22
Doubles	1	4x (UIC)	3/10/22
Triples	--	--	--
Home Runs	1	Illinois State	2/18/22
RBI	1	3x (UIC)	3/10/22
Walks	2	UIC	3/10/22
Stolen Bases	1	vs. Louisiana	2/27/22

### CAREER HIGHS

Category	High	Opponent (Last)	Date
Hits	2	6x (Omaha)	3/2/22
Runs	3	Omaha	3/2/22
Doubles	1	9x (UIC)	3/10/22
Triples	1	Auburn	4/2/21
Home Runs	1	4x (Illinois State)	2/18/22
RBI	3	2x (Texas A&M)	4/18/21
Walks	3	Murray State	3/7/21
Stolen Bases	1	3x (vs. Louisiana)	2/27/22



## 2 JALEN BATTLES

### SEASON HIGHS

Category	High	Opponent (Last)	Date
Hits	2	3x (UIC)	3/10/22
Runs	2	2x (UIC)	3/10/22
Doubles	1	2x (Southeastern)	3/5/22
Triples	--	--	--
Home Runs	1	3x (UIC)	3/10/22
RBI	3	vs. Louisiana	2/27/22
Walks	1	5x (UIC)	3/10/22
Stolen Bases	--	--	--

### CAREER HIGHS

Category	High	Opponent (Last)	Date
Hits	3	4x (vs. #4 Tennessee)	5/30/21
Runs	4	NJIT	6/4/21
Doubles	2	2x (#16 NC State)	6/11/21
Triples	--	--	--
Home Runs	2	UCA	3/30/21
RBI	4	UCA	3/30/21
Walks	3	2x (vs. Georgia)	5/26/21
Stolen Bases	1	5x (at #3 Ole Miss)	4/10/21



## 4 JUDE PUTZ

### SEASON HIGHS

Category	High	Opponent (Last)	Date
Hits	--	--	--
Runs	--	--	--
Doubles	--	--	--
Triples	--	--	--
Home Runs	--	--	--
RBI	--	--	--
Walks	--	--	--
Stolen Bases	--	--	--

### CAREER HIGHS

Category	High	Opponent (Last)	Date
Hits	--	--	--
Runs	--	--	--
Doubles	--	--	--
Triples	--	--	--
Home Runs	--	--	--
RBI	--	--	--
Walks	--	--	--
Stolen Bases	--	--	--



**5 KENDALL DIGGS**

**SEASON HIGHS**

Category	High	Opponent (Last)	Date
Hits	1	2x (Southeastern)	3/5/22
Runs	--	--	--
Doubles	--	--	--
Triples	--	--	--
Home Runs	--	--	--
RBI	2	Southeastern	3/5/22
Walks	2	UIC	3/10/22
Stolen Bases	--	--	--

**CAREER HIGHS**

Category	High	Opponent (Last)	Date
Hits	1	2x (Southeastern)	3/5/22
Runs	--	--	--
Doubles	--	--	--
Triples	--	--	--
Home Runs	--	--	--
RBI	2	Southeastern	3/5/22
Walks	2	UIC	3/10/22
Stolen Bases	--	--	--




**7 CAYDEN WALLACE**

**SEASON HIGHS**

Category	High	Opponent (Last)	Date
Hits	4	vs. Indiana	2/25/22
Runs	3	2x (UIC)	3/10/22
Doubles	2	vs. Indiana	2/25/22
Triples	1	Illinois State	2/20/22
Home Runs	1	UIC	3/10/22
RBI	3	UIC	3/10/22
Walks	2	Southeastern	3/5/22
Stolen Bases	1	3x (UIC)	3/10/22

**CAREER HIGHS**

Category	High	Opponent (Last)	Date
Hits	4	vs. Indiana	2/25/22
Runs	3	4x (UIC)	3/10/22
Doubles	2	vs. Indiana	2/25/22
Triples	1	Illinois State	2/20/22
Home Runs	2	#9 Florida	5/20/21
RBI	4	2x (#9 Florida)	5/20/21
Walks	3	vs. Georgia	5/26/21
Stolen Bases	1	3x (UIC)	3/10/22



**8 JACE BOHROFEN**

**SEASON HIGHS**

Category	High	Opponent (Last)	Date
Hits	3	Southeastern	3/5/22
Runs	1	3x (Southeastern)	3/5/22
Doubles	2	Southeastern	3/4/22
Triples	1	Southeastern	3/5/22
Home Runs	--	--	--
RBI	5	Southeastern	3/5/22
Walks	1	2x (Southeastern)	3/4/22
Stolen Bases	--	--	--

**CAREER HIGHS**

Category	High	Opponent (Last)	Date
Hits	3	3x (Southeastern)	3/5/22
Runs	2	3x (#7 Texas Tech)	5/14/21
Doubles	2	Southeastern	3/4/22
Triples	1	4x (Southeastern)	3/5/22
Home Runs	1	2x (at Kansas State)	4/17/21
RBI	6	UT Arlington	3/9/21
Walks	3	at #11 Oklahoma State	3/30/21
Stolen Bases	1	vs. #2 Texas	5/27/21



**9 DRAKE VARNADO**

**SEASON HIGHS**

Category	High	Opponent (Last)	Date
Hits	--	--	--
Runs	1	Illinois State	2/19/22
Doubles	--	--	--
Triples	--	--	--
Home Runs	--	--	--
RBI	--	--	--
Walks	--	--	--
Stolen Bases	--	--	--

**CAREER HIGHS**

Category	High	Opponent (Last)	Date
Hits	--	--	--
Runs	1	Illinois State	2/19/22
Doubles	--	--	--
Triples	--	--	--
Home Runs	--	--	--
RBI	--	--	--
Walks	--	--	--
Stolen Bases	--	--	--



**10 PEYTON STOVALL**

**SEASON HIGHS**

Category	High	Opponent (Last)	Date
Hits	2	2x (UIC)	3/10/22
Runs	2	Omaha	3/2/22
Doubles	1	Illinois State	2/20/22
Triples	--	--	--
Home Runs	1	Omaha	3/2/22
RBI	2	2x (UIC)	3/10/22
Walks	1	3x (Southeastern)	3/4/22
Stolen Bases	--	--	--

**CAREER HIGHS**

Category	High	Opponent (Last)	Date
Hits	2	2x (UIC)	3/10/22
Runs	2	Omaha	3/2/22
Doubles	1	Illinois State	2/20/22
Triples	--	--	--
Home Runs	1	Omaha	3/2/22
RBI	2	2x (UIC)	3/10/22
Walks	1	3x (Southeastern)	3/4/22
Stolen Bases	--	--	--



**12 MICHAEL TURNER**

**SEASON HIGHS**

Category	High	Opponent (Last)	Date
Hits	3	Omaha	3/2/22
Runs	3	Southeastern	3/5/22
Doubles	1	2x (Southeastern)	3/5/22
Triples	1	vs. Indiana	2/25/22
Home Runs	1	2x (Southeastern)	3/5/22
RBI	3	3x (UIC)	3/10/22
Walks	2	3x (UIC)	3/10/22
Stolen Bases	--	--	--

**CAREER HIGHS**

Category	High	Opponent (Last)	Date
Hits	4	4x (at Bowling Green)	5/10/19
Runs	3	6x (Southeastern)	3/5/21
Doubles	1	23x (Southeastern)	3/5/22
Triples	1	5x (vs. Indiana)	2/25/22
Home Runs	1	13x (Southeastern)	3/5/22
RBI	6	at Bowling Green	5/10/19
Walks	2	15x (UIC)	3/10/22
Stolen Bases	2	Toledo	5/4/19




**15 DYLAN LEACH**

**SEASON HIGHS**

Category	High	Opponent (Last)	Date
Hits	--	--	--
Runs	1	vs. Louisiana	2/27/22
Doubles	--	--	--
Triples	--	--	--
Home Runs	--	--	--
RBI	--	--	--
Walks	1	vs. Louisiana	2/27/22
Stolen Bases	--	--	--

**CAREER HIGHS**

Category	High	Opponent (Last)	Date
Hits	2	Central Arkansas	3/30/21
Runs	3	Central Arkansas	3/30/21
Doubles	1	Central Arkansas	3/30/21
Triples	1	Little Rock	4/7/21
Home Runs	1	Central Arkansas	3/30/21
RBI	2	Central Arkansas	3/30/21
Walks	3	Memphis	3/23/21
Stolen Bases	--	--	--



**17 BRADY SLAVENS**

**SEASON HIGHS**

Category	High	Opponent (Last)	Date
Hits	3	Illinois State	2/20/22
Runs	2	UIC	3/10/22
Doubles	1	2x (UIC)	3/10/22
Triples	--	--	--
Home Runs	1	2x (UIC)	3/10/22
RBI	3	UIC	3/10/22
Walks	2	Omaha	3/2/22
Stolen Bases	--	--	--

**CAREER HIGHS**

Category	High	Opponent (Last)	Date
Hits	3	6x (Illinois State)	2/20/22
Runs	3	2x (Murray State)	3/6/21
Doubles	2	at Louisiana Tech	3/13/21
Triples	1	3x (at LSU)	5/1/21
Home Runs	2	2x (#9 Florida)	5/22/21
RBI	5	3x (#9 Florida)	5/22/21
Walks	2	5x (Omaha)	3/2/22
Stolen Bases	1	2x (at Louisiana Tech)	3/12/21





**18 CHRIS LANZILLI**

**SEASON HIGHS**

Category	High	Opponent (Last)	Date
Hits	2	3x (UIC)	3/10/22
Runs	1	3x (UIC)	3/10/22
Doubles	1	4x (UIC)	3/10/22
Triples	--	--	--
Home Runs	--	--	--
RBI	3	Omaha	3/2/22
Walks	1	6x (UIC)	3/10/22
Stolen Bases	--	--	--

**CAREER HIGHS**

Category	High	Opponent (Last)	Date
Hits	4	Virginia Tech	4/6/19
Runs	3	5x (Brown)	2/29/20
Doubles	3	at Duke	3/23/19
Triples	--	--	--
Home Runs	2	5x (NC State)	5/2/21
RBI	10	Boston College	3/17/19
Walks	3	at Florida State	4/28/19
Stolen Bases	1	8x (Northeastern)	2/19/21



**24 BRAYDON WEBB**

**SEASON HIGHS**

Category	High	Opponent (Last)	Date
Hits	--	--	--
Runs	1	2x (vs. Louisiana)	2/27/22
Doubles	--	--	--
Triples	--	--	--
Home Runs	--	--	--
RBI	--	--	--
Walks	2	vs. #6 Stanford	2/27/22
Stolen Bases	--	--	--

**CAREER HIGHS**

Category	High	Opponent (Last)	Date
Hits	3	vs. Baylor	3/1/20
Runs	3	4x (at #3 Ole Miss)	4/11/21
Doubles	1	4x (#9 Florida)	5/20/21
Triples	--	--	--
Home Runs	1	7x (NJIT)	6/4/21
RBI	3	at #4 Tennessee	5/15/21
Walks	4	Memphis	3/23/21
Stolen Bases	2	South Alabama	3/7/20



**44 MAX SOLIZ JR.**

**SEASON HIGHS**

Category	High	Opponent (Last)	Date
Hits	1	Omaha	3/2/22
Runs	--	--	--
Doubles	1	Omaha	3/2/22
Triples	--	--	--
Home Runs	--	--	--
RBI	1	Omaha	3/2/22
Walks	--	--	--
Stolen Bases	--	--	--

**CAREER HIGHS**

Category	High	Opponent (Last)	Date
Hits	1	Omaha	3/2/22
Runs	--	--	--
Doubles	1	Omaha	3/2/22
Triples	--	--	--
Home Runs	--	--	--
RBI	1	Omaha	3/2/22
Walks	--	--	--
Stolen Bases	--	--	--



## 13 CONNOR NOLAND

### SEASON HIGHS

Category	High	Opponent (Last)	Date
Innings	6.2	UIC	3/10/22
Longest Start	6.2	UIC	3/10/22
Shortest Start	5.0	Illinois State	2/18/22
Longest Relief	--	--	--
Hits	7	Southeastern	3/4/22
Runs	3	2x (UIC)	3/10/22
Earned Runs	3	2x (UIC)	3/10/22
Walks	2	3x (UIC)	3/10/22
Strikeouts	11	UIC	3/10/22

### CAREER HIGHS

Category	High	Opponent (Last)	Date
Innings	7.2	#2 Mississippi State	4/20/19
Longest Start	7.2	#2 Mississippi State	4/20/19
Shortest Start	0.0	at #6 Vanderbilt	4/13/19
Longest Relief	4.2	SEMO	2/26/21
Hits	7	2x (Southeastern)	3/4/22
Runs	6	at LSU	5/1/21
Earned Runs	6	at LSU	5/1/21
Walks	3	Gonzaga	2/21/20
Strikeouts	11	2x (UIC)	3/10/20



## 22 JAXON WIGGINS

### SEASON HIGHS

Category	High	Opponent (Last)	Date
Innings	6.1	Southeastern	3/5/22
Longest Start	6.1	Southeastern	3/5/22
Shortest Start	5.0	Illinois State	2/20/22
Longest Relief	--	--	--
Hits	5	Illinois State	2/20/22
Runs	3	vs. Louisiana	2/27/22
Earned Runs	3	vs. Louisiana	2/27/22
Walks	4	Southeastern	3/5/22
Strikeouts	7	Southeastern	3/5/22

### CAREER HIGHS

Category	High	Opponent (Last)	Date
Innings	6.1	Southeastern	3/5/22
Longest Start	6.1	Southeastern	3/5/22
Shortest Start	2.0	vs. #9 Florida	5/22/21
Longest Relief	2.0	2x (Texas A&M)	4/18/21
Hits	5	Illinois State	2/20/22
Runs	5	at #3 Ole Miss	4/11/21
Earned Runs	5	at #3 Ole Miss	4/11/21
Walks	4	Southeastern	3/5/22
Strikeouts	7	Southeastern	3/5/22



## 20 ELIJAH TREST

### SEASON HIGHS

Category	High	Opponent (Last)	Date
Innings	1.1	vs. #6 Stanford	2/27/22
Longest Start	--	--	--
Shortest Start	--	--	--
Longest Relief	1.1	vs. #6 Stanford	2/27/22
Hits	1	vs. #6 Stanford	2/27/22
Runs	1	vs. #6 Stanford	2/27/22
Earned Runs	1	vs. #6 Stanford	2/27/22
Walks	1	vs. #6 Stanford	2/27/22
Strikeouts	1	vs. #6 Stanford	2/27/22

### CAREER HIGHS

Category	High	Opponent (Last)	Date
Innings	3.0	3x (vs. #3 Texas Tech)	2/20/21
Longest Start	--	--	--
Shortest Start	--	--	--
Longest Relief	3.0	3x (vs. #3 Texas Tech)	2/20/21
Hits	3	Central Arkansas	3/30/21
Runs	3	3x (#15 LSU)	5/10/19
Earned Runs	3	3x (#15 LSU)	5/10/19
Walks	3	Oral Roberts	4/9/19
Strikeouts	4	2x (vs. #3 Texas Tech)	2/20/21



## 25 BRADY TYGART

### SEASON HIGHS

Category	High	Opponent (Last)	Date
Innings	1.1	UIC	3/10/22
Longest Start	--	--	--
Shortest Start	--	--	--
Longest Relief	1.1	UIC	3/10/22
Hits	2	Omaha	3/2/22
Runs	0	3x (UIC)	3/10/22
Earned Runs	0	3x (UIC)	3/10/22
Walks	1	UIC	3/10/22
Strikeouts	2	2x (UIC)	3/10/22

### CAREER HIGHS

Category	High	Opponent (Last)	Date
Innings	1.1	UIC	3/10/22
Longest Start	--	--	--
Shortest Start	--	--	--
Longest Relief	1.1	UIC	3/10/22
Hits	2	Omaha	3/2/22
Runs	0	3x (UIC)	3/10/22
Earned Runs	0	3x (UIC)	3/10/22
Walks	1	UIC	3/10/22
Strikeouts	2	2x (UIC)	3/10/22



**27 NICK MOTEN**

**SEASON HIGHS**

Category	High	Opponent (Last)	Date
Innings	1.0	Omaha	3/2/22
Longest Start	--	--	--
Shortest Start	--	--	--
Longest Relief	1.0	Omaha	3/2/22
Hits	0	Omaha	3/2/22
Runs	0	Omaha	3/2/22
Earned Runs	0	Omaha	3/2/22
Walks	1	Omaha	3/2/22
Strikeouts	1	Omaha	3/2/22

**CAREER HIGHS**

Category	High	Opponent (Last)	Date
Innings	1.0	Omaha	3/2/22
Longest Start	--	--	--
Shortest Start	--	--	--
Longest Relief	1.0	Omaha	3/2/22
Hits	0	Omaha	3/2/22
Runs	0	Omaha	3/2/22
Earned Runs	0	Omaha	3/2/22
Walks	1	Omaha	3/2/22
Strikeouts	1	Omaha	3/2/22



**28 KOLE RAMAGE**

**SEASON HIGHS**

Category	High	Opponent (Last)	Date
Innings	4.0	Illinois State	2/20/22
Longest Start	--	--	--
Shortest Start	--	--	--
Longest Relief	4.0	Illinois State	2/20/22
Hits	2	3x (UIC)	3/10/22
Runs	3	Southeastern	3/4/22
Earned Runs	3	Southeastern	3/4/22
Walks	2	Southeastern	3/4/22
Strikeouts	6	2x (vs. Indiana)	2/25/22

**CAREER HIGHS**

Category	High	Opponent (Last)	Date
Innings	5.0	2x (vs. Baylor)	3/1/20
Longest Start	5.0	2x (vs. Baylor)	3/1/20
Shortest Start	1.2	#4 Kentucky	3/17/18
Longest Relief	4.2	at #15 Auburn	4/5/19
Hits	7	at #6 Vanderbilt	4/13/19
Runs	7	at #6 Vanderbilt	4/13/19
Earned Runs	7	at #6 Vanderbilt	4/13/19
Walks	6	#14 Ole Miss	6/9/19
Strikeouts	7	2x (Little Rock)	4/6/21




**29 AUSTIN LEDBETTER**

**SEASON HIGHS**

Category	High	Opponent (Last)	Date
Innings	3.0	UIC	3/10/22
Longest Start	3.0	UIC	3/10/22
Shortest Start	--	--	--
Longest Relief	2.2	Southeastern	3/4/22
Hits	2	UIC	3/10/22
Runs	1	UIC	3/10/22
Earned Runs	1	UIC	3/10/22
Walks	1	UIC	3/10/22
Strikeouts	5	Southeastern	3/4/22

**CAREER HIGHS**

Category	High	Opponent (Last)	Date
Innings	3.0	UIC	3/10/22
Longest Start	3.0	UIC	3/10/22
Shortest Start	--	--	--
Longest Relief	2.2	Southeastern	3/4/22
Hits	2	UIC	3/10/22
Runs	1	UIC	3/10/22
Earned Runs	1	UIC	3/10/22
Walks	1	UIC	3/10/22
Strikeouts	5	Southeastern	3/4/22



**31 DYLAN CARTER**

**SEASON HIGHS**

Category	High	Opponent (Last)	Date
Innings	--	--	--
Longest Start	--	--	--
Shortest Start	--	--	--
Longest Relief	--	--	--
Hits	--	--	--
Runs	--	--	--
Earned Runs	--	--	--
Walks	--	--	--
Strikeouts	--	--	--

**CAREER HIGHS**

Category	High	Opponent (Last)	Date
Innings	--	--	--
Longest Start	--	--	--
Shortest Start	--	--	--
Longest Relief	--	--	--
Hits	--	--	--
Runs	--	--	--
Earned Runs	--	--	--
Walks	--	--	--
Strikeouts	--	--	--



## 32 ZACK MORRIS

### SEASON HIGHS

Category	High	Opponent (Last)	Date
Innings	0.2	Illinois State	2/18/22
Longest Start	--	--	--
Shortest Start	--	--	--
Longest Relief	0.2	Illinois State	2/18/22
Hits	1	Southeastern	3/4/22
Runs	0	2x (Southeastern)	3/4/22
Earned Runs	0	2x (Southeastern)	3/4/22
Walks	1	Illinois State	2/18/22
Strikeouts	0	2x (Southeastern)	3/4/22

### CAREER HIGHS

Category	High	Opponent (Last)	Date
Innings	2.0	2x (UA Pine Bluff)	4/13/21
Longest Start	--	--	--
Shortest Start	--	--	--
Longest Relief	2.1	Grand Canyon	3/11/20
Hits	2	3x (at #11 South Carolina)	4/23/21
Runs	3	2x (Arkansas State)	5/11/21
Earned Runs	3	Texas A&M	4/18/21
Walks	3	Texas A&M	4/18/21
Strikeouts	4	UA Pine Bluff	4/13/21



## 34 NICK GRIFFIN

### SEASON HIGHS

Category	High	Opponent (Last)	Date
Innings	1.0	vs. Louisiana	2/27/22
Longest Start	--	--	--
Shortest Start	--	--	--
Longest Relief	1.0	vs. Louisiana	2/27/22
Hits	0	2x (UIC)	3/10/22
Runs	1	vs. Louisiana	2/27/22
Earned Runs	1	vs. Louisiana	2/27/22
Walks	3	vs. Louisiana	2/27/22
Strikeouts	2	vs. Louisiana	2/27/22

### CAREER HIGHS

Category	High	Opponent (Last)	Date
Innings	1.0	vs. Louisiana	2/27/22
Longest Start	--	--	--
Shortest Start	--	--	--
Longest Relief	1.0	vs. Louisiana	2/27/22
Hits	0	2x (UIC)	3/10/22
Runs	1	vs. Louisiana	2/27/22
Earned Runs	1	vs. Louisiana	2/27/22
Walks	3	vs. Louisiana	2/27/22
Strikeouts	2	vs. Louisiana	2/27/22



## 33 HAGEN SMITH

### SEASON HIGHS

Category	High	Opponent (Last)	Date
Innings	7.0	Southeastern	3/5/22
Longest Start	7.0	Southeastern	3/5/22
Shortest Start	2.1	vs. #6 Stanford	2/27/22
Longest Relief	--	--	--
Hits	6	vs. #6 Stanford	2/27/22
Runs	3	vs. #6 Stanford	2/27/22
Earned Runs	3	vs. #6 Stanford	2/27/22
Walks	3	Southeastern	3/5/22
Strikeouts	9	Southeastern	3/5/22

### CAREER HIGHS

Category	High	Opponent (Last)	Date
Innings	7.0	Southeastern	3/5/22
Longest Start	7.0	Southeastern	3/5/22
Shortest Start	2.1	vs. #6 Stanford	2/27/22
Longest Relief	--	--	--
Hits	6	vs. #6 Stanford	2/27/22
Runs	3	vs. #6 Stanford	2/27/22
Earned Runs	3	vs. #6 Stanford	2/27/22
Walks	3	Southeastern	3/5/22
Strikeouts	9	Southeastern	3/5/22



## 35 VINCENT TRAPANI

### SEASON HIGHS

Category	High	Opponent (Last)	Date
Innings	--	--	--
Longest Start	--	--	--
Shortest Start	--	--	--
Longest Relief	--	--	--
Hits	--	--	--
Runs	--	--	--
Earned Runs	--	--	--
Walks	--	--	--
Strikeouts	--	--	--

### CAREER HIGHS

Category	High	Opponent (Last)	Date
Innings	--	--	--
Longest Start	--	--	--
Shortest Start	--	--	--
Longest Relief	--	--	--
Hits	--	--	--
Runs	--	--	--
Earned Runs	--	--	--
Walks	--	--	--
Strikeouts	--	--	--



### 36 PEYTON PALLETTE

#### SEASON HIGHS

Category	High	Opponent (Last)	Date
Innings	--	--	--
Longest Start	--	--	--
Shortest Start	--	--	--
Longest Relief	--	--	--
Hits	--	--	--
Runs	--	--	--
Earned Runs	--	--	--
Walks	--	--	--
Strikeouts	--	--	--

#### CAREER HIGHS

Category	High	Opponent (Last)	Date
Innings	6.0	Texas A&M	4/17/21
Longest Start	6.0	Texas A&M	4/17/21
Shortest Start	1.0	#22 Alabama	3/19/21
Longest Relief	4.1	Auburn	4/2/21
Hits	9	at #3 Ole Miss	4/10/21
Runs	7	at #3 Ole Miss	4/10/21
Earned Runs	7	at #3 Ole Miss	4/10/21
Walks	3	3x (at #11 South Carolina)	4/23/21
Strikeouts	10	Murray State	3/5/21



### 37 JAKE FAHERTY

#### SEASON HIGHS

Category	High	Opponent (Last)	Date
Innings	0.1	UIC	3/10/22
Longest Start	--	--	--
Shortest Start	--	UIC	3/10/22
Longest Relief	0.1	UIC	3/10/22
Hits	0	UIC	3/10/22
Runs	0	UIC	3/10/22
Earned Runs	0	UIC	3/10/22
Walks	1	UIC	3/10/22
Strikeouts	1	UIC	3/10/22

#### CAREER HIGHS

Category	High	Opponent (Last)	Date
Innings	0.1	UIC	3/10/22
Longest Start	--	--	--
Shortest Start	--	UIC	3/10/22
Longest Relief	0.1	UIC	3/10/22
Hits	0	UIC	3/10/22
Runs	0	UIC	3/10/22
Earned Runs	0	UIC	3/10/22
Walks	1	UIC	3/10/22
Strikeouts	1	UIC	3/10/22



### 38 MARK ADAMIAK

#### SEASON HIGHS

Category	High	Opponent (Last)	Date
Innings	2.2	Omaha	3/2/22
Longest Start	2.2	Omaha	3/2/22
Shortest Start	--	--	--
Longest Relief	1.1	Illinois State	2/19/22
Hits	4	Omaha	3/2/22
Runs	1	Omaha	3/2/22
Earned Runs	1	Omaha	3/2/22
Walks	1	Illinois State	2/19/22
Strikeouts	2	Illinois State	2/19/22

#### CAREER HIGHS

Category	High	Opponent (Last)	Date
Innings	2.2	Omaha	3/2/22
Longest Start	2.2	Omaha	3/2/22
Shortest Start	--	--	--
Longest Relief	1.1	2x (Illinois State)	2/19/22
Hits	4	Omaha	3/2/22
Runs	2	Grand Canyon	3/6/20
Earned Runs	2	Grand Canyon	3/6/20
Walks	1	Illinois State	2/19/22
Strikeouts	2	Illinois State	2/19/22



### 39 EVAN TAYLOR

#### SEASON HIGHS

Category	High	Opponent (Last)	Date
Innings	2.0	Omaha	3/2/22
Longest Start	--	--	--
Shortest Start	--	--	--
Longest Relief	2.0	Omaha	3/2/22
Hits	0	4x (UIC)	3/10/22
Runs	1	UIC	3/10/22
Earned Runs	1	UIC	3/10/22
Walks	2	UIC	3/10/22
Strikeouts	2	2x (UIC)	3/10/22

#### CAREER HIGHS

Category	High	Opponent (Last)	Date
Innings	2.0	3x (Omaha)	3/2/22
Longest Start	--	--	--
Shortest Start	--	--	--
Longest Relief	2.0	3x (Omaha)	3/2/22
Hits	5	#22 Alabama	3/19/21
Runs	5	#22 Alabama	3/19/21
Earned Runs	5	#22 Alabama	3/19/21
Walks	2	5x (UIC)	3/10/21
Strikeouts	4	Western Illinois	3/13/19



**41 WILL McENTIRE**

**SEASON HIGHS**

Category	High	Opponent (Last)	Date
Innings	--	--	--
Longest Start	--	--	--
Shortest Start	--	--	--
Longest Relief	--	--	--
Hits	--	--	--
Runs	--	--	--
Earned Runs	--	--	--
Walks	--	--	--
Strikeouts	--	--	--

**CAREER HIGHS**

Category	High	Opponent (Last)	Date
Innings	6.0	Grand Canyon	3/10/20
Longest Start	6.0	Grand Canyon	3/10/20
Shortest Start	6.0	Grand Canyon	3/10/20
Longest Relief	2.0	South Alabama	3/7/20
Hits	7	Grand Canyon	3/10/20
Runs	1	Grand Canyon	3/10/20
Earned Runs	1	Grand Canyon	3/10/20
Walks	--	--	--
Strikeouts	4	South Alabama	3/7/20



**43 MILLER PLEIMANN**

**SEASON HIGHS**

Category	High	Opponent (Last)	Date
Innings	0.2	2x (UIC)	3/10/22
Longest Start	--	--	--
Shortest Start	--	--	--
Longest Relief	0.2	2x (UIC)	3/10/22
Hits	1	vs. #6 Stanford	2/27/22
Runs	0	2x (UIC)	3/10/22
Earned Runs	0	2x (UIC)	3/10/22
Walks	0	2x (UIC)	3/10/22
Strikeouts	1	2x (UIC)	3/10/22

**CAREER HIGHS**

Category	High	Opponent (Last)	Date
Innings	2.2	2x (Omaha)	3/26/19
Longest Start	2.2	Omaha	3/26/19
Shortest Start	--	--	--
Longest Relief	2.2	Rhode Island	3/16/19
Hits	4	Rhode Island	3/16/19
Runs	3	2x (UCF)	4/19/19
Earned Runs	3	UCF	4/19/19
Walks	3	2x (Memphis)	3/24/21
Strikeouts	3	2x (Memphis)	3/24/21



**46 TYLER CACCIATORI**

**SEASON HIGHS**

Category	High	Opponent (Last)	Date
Innings	--	--	--
Longest Start	--	--	--
Shortest Start	--	--	--
Longest Relief	--	--	--
Hits	--	--	--
Runs	--	--	--
Earned Runs	--	--	--
Walks	--	--	--
Strikeouts	--	--	--

**CAREER HIGHS**

Category	High	Opponent (Last)	Date
Innings	--	--	--
Longest Start	--	--	--
Shortest Start	--	--	--
Longest Relief	--	--	--
Hits	--	--	--
Runs	--	--	--
Earned Runs	--	--	--
Walks	--	--	--
Strikeouts	--	--	--



**48 HESTON TOLE**

**SEASON HIGHS**

Category	High	Opponent (Last)	Date
Innings	3.0	vs. #6 Stanford	2/27/22
Longest Start	--	--	--
Shortest Start	--	--	--
Longest Relief	3.0	vs. #6 Stanford	2/27/22
Hits	5	vs. #6 Stanford	2/27/22
Runs	1	4x (UIC)	3/10/22
Earned Runs	1	3x (UIC)	3/10/22
Walks	1	Illinois State	2/19/22
Strikeouts	2	3x (Omaha)	3/2/22

**CAREER HIGHS**

Category	High	Opponent (Last)	Date
Innings	3.0	vs. #6 Stanford	2/27/22
Longest Start	--	--	--
Shortest Start	--	--	--
Longest Relief	3.0	vs. #6 Stanford	2/27/22
Hits	5	vs. #6 Stanford	2/27/22
Runs	2	NJIT	6/4/21
Earned Runs	2	NJIT	6/4/21
Walks	1	3x (Illinois State)	2/19/22
Strikeouts	4	2x (#16 NC State)	6/11/21



**50 MATTHEW MAGRE**

**SEASON HIGHS**

Category	High	Opponent (Last)	Date
Innings	--	--	--
Longest Start	--	--	--
Shortest Start	--	--	--
Longest Relief	--	--	--
Hits	--	--	--
Runs	--	--	--
Earned Runs	--	--	--
Walks	--	--	--
Strikeouts	--	--	--

**CAREER HIGHS**

Category	High	Opponent (Last)	Date
Innings	0.2	SEMO	2/27/21
Longest Start	--	--	--
Shortest Start	--	--	--
Longest Relief	0.2	SEMO	2/27/21
Hits	0	SEMO	2/27/21
Runs	0	SEMO	2/27/21
Earned Runs	0	SEMO	2/27/21
Walks	1	SEMO	2/27/21
Strikeouts	1	SEMO	2/27/21



**58 EVAN GRAY**

**SEASON HIGHS**

Category	High	Opponent (Last)	Date
Innings	0.1	Southeastern	3/4/22
Longest Start	--	--	--
Shortest Start	--	--	--
Longest Relief	0.1	Southeastern	3/4/22
Hits	0	Southeastern	3/4/22
Runs	0	Southeastern	3/4/22
Earned Runs	0	Southeastern	3/4/22
Walks	0	Southeastern	3/4/22
Strikeouts	0	Southeastern	3/4/22

**CAREER HIGHS**

Category	High	Opponent (Last)	Date
Innings	1.0	5x (Little Rock)	4/6/21
Longest Start	--	--	--
Shortest Start	--	--	--
Longest Relief	1.0	5x (Little Rock)	4/6/21
Hits	2	Little Rock	4/6/21
Runs	2	Little Rock	4/6/21
Earned Runs	2	Oklahoma	3/16/21
Walks	1	2x (Little Rock)	4/6/21
Strikeouts	2	Murray State	3/7/21



**55 GABRIEL STARKS**

**SEASON HIGHS**

Category	High	Opponent (Last)	Date
Innings	1.0	Omaha	3/2/22
Longest Start	--	--	--
Shortest Start	--	--	--
Longest Relief	1.0	Omaha	3/2/22
Hits	2	Omaha	3/2/22
Runs	1	Illinois State	2/18/22
Earned Runs	1	Omaha	3/2/22
Walks	2	Illinois State	2/18/22
Strikeouts	1	2x (Omaha)	3/2/22

**CAREER HIGHS**

Category	High	Opponent (Last)	Date
Innings	1.0	5x (Omaha)	3/2/22
Longest Start	--	--	--
Shortest Start	--	--	--
Longest Relief	1.0	5x (Omaha)	3/2/22
Hits	2	Omaha	3/2/22
Runs	3	UAPB	4/13/21
Earned Runs	3	UAPB	4/13/21
Walks	3	UAPB	4/13/21
Strikeouts	2	2x (UAPB)	4/13/21



**59 ISSAC BRACKEN**

**SEASON HIGHS**

Category	High	Opponent (Last)	Date
Innings	1.2	vs. #6 Stanford	2/27/22
Longest Start	--	--	--
Shortest Start	--	--	--
Longest Relief	1.2	vs. #6 Stanford	2/27/22
Hits	0	Southeastern	3/4/22
Runs	1	Southeastern	3/4/22
Earned Runs	1	Southeastern	3/4/22
Walks	1	2x (Southeastern)	3/4/22
Strikeouts	1	2x (Southeastern)	3/4/22

**CAREER HIGHS**

Category	High	Opponent (Last)	Date
Innings	9.0	California Baptist	4/28/19
Longest Start	9.0	California Baptist	4/28/19
Shortest Start	1.2	Sacramento State	3/26/17
Longest Relief	3.0	2x (at Air Force)	5/15/18
Hits	11	at UC Davis	3/16/18
Runs	8	Sacramento State	5/5/19
Earned Runs	7	2x (Sacramento State)	5/5/19
Walks	5	Sacramento State	5/5/19
Strikeouts	10	North Dakota State	3/1/19



**88 ZEBULON VERMILLION**

**SEASON HIGHS**

Category	High	Opponent (Last)	Date
Innings	1.0	3x (Southeastern)	3/5/22
Longest Start	--	--	--
Shortest Start	--	--	--
Longest Relief	1.0	3x (Southeastern)	2/27/22
Hits	0	3x (Southeastern)	3/5/22
Runs	0	3x (Southeastern)	2/27/22
Earned Runs	0	3x (Southeastern)	3/5/22
Walks	2	Illinois State	2/18/22
Strikeouts	2	vs. Louisiana	2/27/22

**CAREER HIGHS**

Category	High	Opponent (Last)	Date
Innings	8.0	2x (#22 Alabama)	3/20/21
Longest Start	8.0	2x (#22 Alabama)	3/20/21
Shortest Start	2.2	Auburn	4/2/21
Longest Relief	3.0	3x (South Alabama)	3/8/20
Hits	7	at #2 Mississippi State	3/27/21
Runs	4	at #2 Mississippi State	3/27/21
Earned Runs	4	at #2 Mississippi State	3/27/21
Walks	4	SEMO	2/26/21
Strikeouts	6	South Alabama	3/8/20





Record: 9-3 Home: 7-2 Away: 0-0 Neutral: 2-1 SEC: 0-0

Player	avg	gp-gs	ab	r	h	2b	3b	hr	rbi	tb	slg%	bb	hp	so	gdp	ob%	sf	sh	sb-att	po	a	e	fld%	
Cayden Wallace	.362	12-12	47	12	17	3	1	1	8	25	.532	7	1	6	0	.446	1	0	3-4	3	21	3	.889	
Michael Turner	.359	12-11	39	7	14	2	1	2	14	24	.615	7	1	6	1	.458	1	0	0-0	107	16	0	1.000	
Chris Lanzilli	.342	12-12	38	3	13	4	0	0	6	17	.447	6	3	8	1	.468	0	1	0-0	4	0	0	1.000	
Zack Gregory	.273	11-11	33	15	9	4	0	1	3	16	.485	10	2	8	0	.467	0	0	1-1	16	1	0	1.000	
Robert Moore	.267	12-12	45	7	12	6	0	1	8	21	.467	7	2	10	1	.389	0	0	0-0	19	32	0	1.000	
Jalen Battles	.250	12-12	44	11	11	2	0	3	7	22	.500	5	0	11	0	.327	0	0	0-0	26	43	1	.986	
Brady Slavens	.231	11-10	39	5	9	2	0	2	6	17	.436	6	0	14	1	.333	0	0	0-0	11	0	1	.917	
Peyton Stovall	.225	10-9	40	5	9	1	0	1	6	13	.325	3	0	9	1	.279	0	0	0-0	80	6	0	1.000	
Jace Bohrofen	.214	7-7	28	3	6	2	1	0	5	10	.357	2	1	8	0	.290	0	0	0-1	7	0	0	1.000	
Braydon Webb	.000	9-5	18	2	0	0	0	0	0	0	.000	5	1	8	1	.250	0	0	0-0	6	0	0	1.000	
-----																								
Max Soliz Jr.	.500	1-0	2	0	1	1	0	0	1	2	1.000	0	0	0	0	.500	0	0	0-0	0	0	0	.000	
Kendall Diggs	.222	4-3	9	0	2	0	0	0	2	2	.222	4	0	3	0	.462	0	0	0-0	2	0	0	1.000	
Dylan Leach	.000	5-4	10	1	0	0	0	0	0	0	.000	1	0	4	0	.091	0	0	0-0	33	5	1	.974	
Drake Varnado	.000	3-0	2	1	0	0	0	0	0	0	.000	0	0	2	0	.000	0	0	0-0	0	1	0	1.000	
Totals	.261	12	394	72	103	27	3	11	66	169	.429	63	11	97	6	.377	2	1	4-6	321	140	6	.987	
Opponents	.213	12	376	38	80	15	1	5	35	112	.298	47	19	123	10	.330	0	3	19-28	302	85	15	.963	

LOB - Team (97), Opp (86). DPs turned - Team (13), Opp (8). IBB - Team (1), Moore 1. Picked off - Gregory 1.

**(All games Sorted by Earned run avg)**

Player	era	w-l	app	gs	cg	sho	sv	ip	h	r	er	bb	so	2b	3b	hr	b/avg	wp	hp	bk	sfa	sha		
Jaxon Wiggins	2.60	2-0	3	3	0	0/0	0	17.1	10	5	5	8	16	3	0	1	.164	3	1	1	0	0		
Hagen Smith	2.93	2-1	3	3	0	0/0	0	15.1	13	5	5	6	17	0	0	2	.245	1	2	0	0	1		
Connor Noland	3.52	2-1	4	4	0	0/0	0	23.0	21	9	9	6	31	4	1	0	.250	0	3	1	0	2		
-----																								
Brady Tygart	0.00	1-0	3	0	0	0/0	1	3.1	3	0	0	1	5	0	0	0	.273	0	1	0	0	0		
Zebulon Vermillion	0.00	1-0	3	0	0	0/0	0	3.0	0	0	0	4	4	0	0	0	.000	0	0	0	0	0		
Miller Pleimann	0.00	0-0	2	0	0	0/0	0	1.1	1	0	0	0	2	0	0	0	.200	1	0	0	0	0		
Nick Moten	0.00	0-0	1	0	0	0/0	0	1.0	0	0	0	1	1	0	0	0	.000	1	1	1	0	0		
Zack Morris	0.00	0-0	2	0	0	0/0	0	1.0	1	0	0	1	1	0	0	0	.250	0	1	0	0	0		
Jake Faherty	0.00	0-0	1	0	0	0/0	0	0.1	0	0	0	1	1	0	0	0	.000	0	1	0	0	0		
Evan Gray	0.00	0-0	1	0	0	0/0	0	0.1	0	0	0	0	0	0	0	0	.000	0	0	0	0	0		
Austin Ledbetter	1.59	0-0	2	1	0	0/0	0	5.2	2	1	1	1	8	0	0	0	.118	0	2	0	0	0		
Evan Taylor	2.08	1-0	4	0	0	0/0	0	4.1	0	1	1	2	6	0	0	0	.000	0	1	0	0	0		
Mark Adamiak	2.25	0-0	2	1	0	0/0	0	4.0	7	1	1	1	2	2	0	0	.368	0	0	0	0	0		
Heston Tole	4.26	0-0	4	0	0	0/0	1	6.1	10	4	3	1	7	3	0	0	.357	1	0	0	0	0		
Kole Ramage	4.50	0-1	7	0	0	0/0	3	14.0	9	8	7	4	15	2	0	2	.180	1	2	0	0	0		
Issac Bracken	4.50	0-0	2	0	0	0/0	0	2.0	0	1	1	2	2	0	0	0	.000	0	2	0	0	0		
Gabriel Starks	5.40	0-0	2	0	0	0/0	0	1.2	2	1	1	2	2	0	0	0	.400	1	0	0	0	0		
Nick Griffin	5.40	0-0	2	0	0	0/0	0	1.2	0	1	1	5	2	0	0	0	.000	1	2	0	0	0		
Elijah Trest	6.75	0-0	1	0	0	0/0	0	1.1	1	1	1	1	1	1	0	0	.200	0	0	0	0	0		
Totals	3.03	9-3	12	12	0	0/0	5	107.0	80	38	36	47	123	15	1	5	.213	10	19	3	0	3		
Opponents	5.81	3-9	12	12	0	1/1	2	100.2	103	72	65	63	97	27	3	11	.261	9	11	2	2	1		

PB - Team (4), Turner 2, Leach 2, Opp (1). Pickoffs - Team (3), Noland 1, Smith 1, Wiggins 1, Opp (1). SBA/ATT - Turner (11-16), Leach (8-10), Ledbetter (3-5), Wiggins (4-5), Noland (4-5), Tole (3-4), Griffin (0-2), Ramage (2-2), Taylor (1-1), Vermillion (1-1), Trest (0-1), Tygart (0-1), Pleimann (1-1).



# ||| GAMES SUMMARY

Score by innings	1	2	3	4	5	6	7	8	9	Total
Arkansas	3	2	4	11	14	8	10	19	1	72
Opponents	4	4	3	2	2	11	5	3	4	38

### Record when ...

Overall	9-3	After 6 leading	6-0
Conference	0-0	..... trailing	2-2
Non-Conference	9-3	..... tied	1-1
Home games	7-2	After 7 leading	7-0
Away games	0-0	..... trailing	2-3
Neutral site	2-1	..... tied	0-0
Day games	8-3	After 8 leading	8-0
Night games	1-0	..... trailing	0-3
vs Left starter	2-1	..... tied	0-0
vs Right starter	7-2		
1-Run games	1-1	Hit 0 home runs	4-2
2-Run games	3-0	... 1 home run	3-0
5+Run games	3-1	... 2+ home runs	2-1
Extra innings	0-0		
Shutouts	0-1	Opponent 0 home runs	5-2
		..... 1 home run	4-1
Scoring 0-2 runs	0-2	..... 2+ HRs	0-0
..... 3-5 runs	5-1		
..... 6-9 runs	1-0	Made 0 errors	5-2
..... 10+ runs	3-0	.... 1 error	4-0
		.... 2+ errors	0-1
Opponent 0-2 runs	5-0		
..... 3-5 runs	4-2	Opp. made 0 errors	1-1
..... 6-9 runs	0-1	..... 1 error	6-2
..... 10+ runs	0-0	..... 2+ errors	2-0
Scored in 1st inning	3-0	Out-hit opponent	7-0
Opp. scored in 1st	2-1	Out-hit by opponent	1-3
Scores first	6-1	Hits are tied	1-0
Opp. scores first	3-2		

### Record when team scores:

Runs	0	1	2	3	4	5	6	7	8	9	10+
W-L	0-1	0-0	0-1	0-1	2-0	3-0	1-0	0-0	0-0	0-0	3-0

### Record when opponent scores:

Runs	0	1	2	3	4	5	6	7	8	9	10+
W-L	0-0	2-0	3-0	1-1	3-0	0-1	0-0	0-1	0-0	0-0	0-0

### Record when leading after:

Inn.	1	2	3	4	5	6	7	8
W-L	3-0	4-0	5-1	6-1	7-1	6-0	7-0	8-0

### Record when trailing after:

Inn.	1	2	3	4	5	6	7	8
W-L	2-1	3-2	3-2	2-2	2-1	2-2	2-3	0-3

### Record when tied after:

Inn.	1	2	3	4	5	6	7	8
W-L	4-2	2-1	1-0	1-0	0-1	1-1	0-0	0-0

Current winning streak: 4

Longest winning streak: 4

Longest losing streak: 1

Home attendance : 92839 ( 9 dates avg = 10315 )

Away attendance : 7463 ( 3 dates avg = 2487 )

Total attendance: 100302 ( 12 dates avg = 8358 )



<b>Multiple Hit Games</b>	<b>2</b>	<b>3</b>	<b>4</b>	<b>5+</b>	<b>Total</b>
Robert Moore	4	1	-	-	5
Cayden Wallace	1	2	1	-	4
Michael Turner	3	1	-	-	4
Chris Lanzilli	3	-	-	-	3
Jalen Battles	3	-	-	-	3
Peyton Stovall	2	-	-	-	2
Jace Bohrofen	1	1	-	-	2
Brady Slavens	1	1	-	-	2
Zack Gregory	1	-	-	-	1
TEAM	19	6	1	0	26

<b>Multiple RBI Games</b>	<b>2</b>	<b>3</b>	<b>4</b>	<b>5+</b>	<b>Total</b>
Michael Turner	-	3	-	-	3
Robert Moore	2	1	-	-	3
Peyton Stovall	2	-	-	-	2
Jalen Battles	1	1	-	-	2
Cayden Wallace	1	1	-	-	2
Jace Bohrofen	-	-	-	1	1
Kendall Diggs	1	-	-	-	1
Brady Slavens	-	1	-	-	1
Chris Lanzilli	-	1	-	-	1
TEAM	7	8	0	1	16

<b>Hitting Streaks</b>	<b>Longest</b>	<b>Current</b>
Chris Lanzilli	6	6
Peyton Stovall	5	5
Michael Turner	4	4
Zack Gregory	4	2
Jace Bohrofen	3	3
Cayden Wallace	3	3
Robert Moore	3	-
Jalen Battles	3	-
Brady Slavens	2	-
Kendall Diggs	2	-
Max Soliz Jr.	1	1

<b>Reached Base Streaks</b>	<b>Longest</b>	<b>Current</b>
Chris Lanzilli	12	12
Zack Gregory	11	11
Robert Moore	7	3
Cayden Wallace	7	7
Jalen Battles	7	7
Peyton Stovall	5	5
Kendall Diggs	4	4
Michael Turner	4	4
Jace Bohrofen	4	4
Brady Slavens	4	-
Braydon Webb	3	-
Dylan Leach	1	-
Max Soliz Jr.	1	1



**Starting Lineup By Position  
(Team W-L record when starter)**

PITCHER:		
Connor Noland	4	(2-2)
Hagen Smith	3	(2-1)
Jaxon Wiggins	3	(3-0)
Austin Ledbetter	1	(1-0)
Mark Adamiak	1	(1-0)
CATCHER:		
Michael Turner	8	(5-3)
Dylan Leach	4	(4-0)
FIRST BASE:		
Peyton Stovall	9	(6-3)
Michael Turner	3	(3-0)
SECOND BASE:		
Robert Moore	12	(9-3)
THIRD BASE:		
Cayden Wallace	12	(9-3)
SHORTSTOP:		
Jalen Battles	12	(9-3)
LEFT FIELD:		
Jace Bohrofen	7	(5-2)
Zack Gregory	3	(2-1)
Chris Lanzilli	2	(2-0)
CENTER FIELD:		
Zack Gregory	7	(5-2)
Braydon Webb	5	(4-1)
RIGHT FIELD:		
Brady Slavens	7	(4-3)
Chris Lanzilli	4	(4-0)
Zack Gregory	1	(1-0)
DESIGNATED HITTER:		
Chris Lanzilli	6	(3-3)
Brady Slavens	3	(3-0)
Kendall Diggs	3	(3-0)

**Starting Lineup By Lineup Spot  
(Team W-L record when starter)**

LEADOFF:		
Peyton Stovall	7	(4-3)
Zack Gregory	3	(3-0)
Cayden Wallace	2	(2-0)
2ND SPOT:		
Cayden Wallace	10	(7-3)
Robert Moore	2	(2-0)
3RD SPOT:		
Robert Moore	6	(4-2)
Michael Turner	4	(4-0)
Jace Bohrofen	2	(1-1)
CLEANUP:		
Chris Lanzilli	5	(3-2)
Robert Moore	3	(2-1)
Michael Turner	1	(1-0)
Jace Bohrofen	1	(1-0)
Braydon Webb	1	(1-0)
Brady Slavens	1	(1-0)
5TH SPOT:		
Chris Lanzilli	3	(3-0)
Brady Slavens	3	(2-1)
Jace Bohrofen	2	(2-0)
Michael Turner	2	(0-2)
Braydon Webb	1	(1-0)
Robert Moore	1	(1-0)
6TH SPOT:		
Brady Slavens	4	(3-1)
Braydon Webb	2	(1-1)
Chris Lanzilli	2	(2-0)
Michael Turner	1	(0-1)
Kendall Diggs	1	(1-0)
Jalen Battles	1	(1-0)
Jace Bohrofen	1	(1-0)
7TH SPOT:		
Jalen Battles	5	(3-2)
Brady Slavens	2	(1-1)
Zack Gregory	1	(1-0)
Peyton Stovall	1	(1-0)
Kendall Diggs	1	(1-0)
Michael Turner	1	(1-0)
Chris Lanzilli	1	(1-0)
8TH SPOT:		
Jalen Battles	5	(4-1)
Michael Turner	2	(2-0)
Jace Bohrofen	1	(0-1)
Kendall Diggs	1	(1-0)
Zack Gregory	1	(1-0)
Braydon Webb	1	(1-0)
Chris Lanzilli	1	(0-1)
9TH SPOT:		
Zack Gregory	6	(3-3)
Dylan Leach	4	(4-0)
Jalen Battles	1	(1-0)
Peyton Stovall	1	(1-0)



**STARTERS SUMMARY**

Player	GS	Position											Batting Order								
		p	c	1b	2b	3b	ss	lf	cf	rf	of	dh	1st	2nd	3rd	4th	5th	6th	7th	8th	9th
Chris Lanzilli	12	.	.	.	.	.	.	2	.	4	.	6	.	.	.	5	3	2	1	1	.
Jalen Battles	12	.	.	.	.	.	12	.	.	.	.	.	.	.	.	.	.	1	5	5	1
Cayden Wallace	12	.	.	.	.	12	.	.	.	.	.	.	.	2	10	.	.	.	.	.	.
Robert Moore	12	.	.	.	12	.	.	.	.	.	.	.	.	.	2	6	3	1	.	.	.
Michael Turner	11	.	8	3	.	.	.	.	.	.	.	.	.	.	.	4	1	2	1	1	2
Zack Gregory	11	.	.	.	.	.	.	3	7	1	.	.	.	3	.	.	.	.	1	1	6
Brady Slavens	10	.	.	.	.	.	.	.	.	7	.	3	.	.	.	1	3	4	2	.	.
Peyton Stovall	9	.	.	9	.	.	.	.	.	.	.	.	.	7	.	.	.	.	1	.	1
Jace Bohrofen	7	.	.	.	.	.	.	7	.	.	.	.	.	.	.	2	1	2	1	.	1
Braydon Webb	5	.	.	.	.	.	.	.	5	.	.	.	.	.	.	1	1	2	.	1	.
Connor Noland	4	4	.	.	.	.	.	.	.	.	.	.	.	.	.	.	.	.	.	.	.
Dylan Leach	4	.	4	.	.	.	.	.	.	.	.	.	.	.	.	.	.	.	.	.	4
Hagen Smith	3	3	.	.	.	.	.	.	.	.	.	.	.	.	.	.	.	.	.	.	.
Kendall Diggs	3	.	.	.	.	.	.	.	.	.	.	.	.	.	.	.	.	1	1	1	.
Jaxon Wiggins	3	3	.	.	.	.	.	.	.	.	.	.	.	.	.	.	.	.	.	.	.
Austin Ledbetter	1	1	.	.	.	.	.	.	.	.	.	.	.	.	.	.	.	.	.	.	.
Mark Adamiak	1	1	.	.	.	.	.	.	.	.	.	.	.	.	.	.	.	.	.	.	.



# INDIVIDUAL GAME-BY-GAME

## #38 Mark Adamiak - 1 game (All games)

Date	Opponent	Pos	AB	R	H	RBI	2B	3B	HR	BB	SB	CS	HBP	SAC	SF	GDP	K	PO	A	E	Avg
Mar 02	OMAHA	*p	0	0	0	0	0	0	0	0	0	0	0	0	0	0	0	0	1	0	.000
Totals		1gs	0	0	0	0	0	0	0	0	0	0	0	0	0	0	0	0	1	0	.000

On base pct. .000 • Slugging pct. .000

## #38 Mark Adamiak - 2 appearances (All games)

Date	Opponent	GS	IP	H	R	ER	BB	SO	2B	3B	HR	WP	BK	HBP	IBB	Score	W-L	Sv	ERA	NP
Feb 19	ILLINOIS STATE		1.1	3	0	0	1	2	2	0	0	0	0	0	0	5-1	0-0	0	0.00	32
Mar 02	OMAHA	*	2.2	4	1	1	0	0	0	0	0	0	0	0	0	15-3	0-0	0	2.25	53
Totals		1	4.0	7	1	1	1	2	2	0	0	0	0	0	0	20-4	0-0	0	2.25	-

## #2 Jalen Battles - 12 games (All games)

Date	Opponent	Pos	AB	R	H	RBI	2B	3B	HR	BB	SB	CS	HBP	SAC	SF	GDP	K	PO	A	E	Avg
Feb 18	ILLINOIS STATE	*ss	4	1	1	1	0	0	1	0	0	0	0	0	0	0	2	2	2	0	.250
Feb 19	ILLINOIS STATE	*ss	3	1	1	0	0	0	0	1	0	0	0	0	0	0	0	3	4	0	.286
Feb 20	ILLINOIS STATE	*ss	4	0	2	1	1	0	0	0	0	0	0	0	0	0	1	1	6	0	.364
Feb 25	vs Indiana	*ss	3	1	0	0	0	0	0	1	0	0	0	0	0	0	1	1	2	0	.286
Feb 27	vs Stanford	*ss	4	0	0	0	0	0	0	0	0	0	0	0	0	0	2	5	4	0	.222
Feb 27	vs Louisiana	*ss	4	1	1	3	0	0	1	0	0	0	0	0	0	0	1	2	5	1	.227
Mar 02	OMAHA	*ss	4	2	2	0	0	0	0	1	0	0	0	0	0	0	1	0	1	0	.269
Mar 04	SOUTHEASTERN	*ss	4	1	1	0	0	0	0	0	0	0	0	0	0	0	1	2	3	0	.267
Mar 05	SOUTHEASTERN-	*ss	3	0	0	0	0	0	0	1	0	0	0	0	0	0	2	2	1	0	.242
Mar 05	SOUTHEASTERN-	*ss	4	1	1	0	1	0	0	0	0	0	0	0	0	0	0	1	7	0	.243
Mar 10	UIC-1	*ss	4	2	2	2	0	0	1	0	0	0	0	0	0	0	0	0	5	0	.268
Mar 10	UIC-2	*ss	3	1	0	0	0	0	0	1	0	0	0	0	0	0	0	7	3	0	.250
Totals		12gs	44	11	11	7	2	0	3	5	0	0	0	0	0	0	11	26	43	1	.250

On base pct. .327 • Slugging pct. .500

## #8 Jace Bohrofen - 7 games (All games)

Date	Opponent	Pos	AB	R	H	RBI	2B	3B	HR	BB	SB	CS	HBP	SAC	SF	GDP	K	PO	A	E	Avg
Feb 18	ILLINOIS STATE	*of	3	0	0	0	0	0	0	0	0	0	1	0	0	0	1	0	0	0	.000
Feb 19	ILLINOIS STATE	*of	4	0	0	0	0	0	0	0	0	0	0	0	0	0	1	1	0	0	.000
Feb 25	vs Indiana	*of	5	0	0	0	0	0	0	0	0	0	0	0	0	0	2	0	0	0	.000
Feb 27	vs Louisiana	*of	4	1	0	0	0	0	0	1	0	0	0	0	0	0	2	1	0	0	.000
Mar 04	SOUTHEASTERN	*of	3	1	2	0	2	0	0	1	0	0	0	0	0	0	0	0	0	0	.105
Mar 05	SOUTHEASTERN-	*of	4	0	1	0	0	0	0	0	0	0	0	0	0	0	1	5	0	0	.130
Mar 05	SOUTHEASTERN-	*of	5	1	3	5	0	1	0	0	0	1	0	0	0	0	1	0	0	0	.214
Totals		7gs	28	3	6	5	2	1	0	2	0	1	1	0	0	0	8	7	0	0	.214

On base pct. .290 • Slugging pct. .357

## #59 Issac Bracken - 2 appearances (All games)

Date	Opponent	GS	IP	H	R	ER	BB	SO	2B	3B	HR	WP	BK	HBP	IBB	Score	W-L	Sv	ERA	NP
Feb 27	vs Stanford		1.2	0	0	0	1	1	0	0	0	0	0	1	0	0-5	0-0	0	0.00	28
Mar 04	SOUTHEASTERN		0.1	0	1	1	1	1	0	0	0	0	0	1	0	3-7	0-0	0	4.50	16
Totals		0	2.0	0	1	1	2	2	0	0	0	0	0	2	0	3-12	0-0	0	4.50	-

## #5 Kendall Diggs - 4 games (All games)

Date	Opponent	Pos	AB	R	H	RBI	2B	3B	HR	BB	SB	CS	HBP	SAC	SF	GDP	K	PO	A	E	Avg
Feb 27	vs Louisiana	*dh	4	0	1	0	0	0	0	0	0	0	0	0	0	0	2	0	0	0	.250
Mar 02	OMAHA	1b	0	0	0	0	0	0	0	1	0	0	0	0	0	0	0	2	0	0	.250
Mar 05	SOUTHEASTERN-	*dh	3	0	1	2	0	0	0	1	0	0	0	0	0	0	1	0	0	0	.286
Mar 10	UIC-2	*dh	2	0	0	0	0	0	0	2	0	0	0	0	0	0	0	0	0	0	.222
Totals		3gs	9	0	2	2	0	0	0	4	0	0	0	0	0	0	3	2	0	0	.222

On base pct. .462 • Slugging pct. .222



#37 Jake Faherty - 1 appearance (All games)

Date	Opponent	GS	IP	H	R	ER	BB	SO	2B	3B	HR	WP	BK	HBP	IBB	Score	W-L	Sv	ERA	NP
Mar 10	UIC-1		0.1	0	0	0	1	1	0	0	0	0	0	0	1	12-4	0-0	0	0.00	17
<b>Totals</b>		<b>0</b>	<b>0.1</b>	<b>0</b>	<b>0</b>	<b>0</b>	<b>1</b>	<b>1</b>	<b>0</b>	<b>0</b>	<b>0</b>	<b>0</b>	<b>0</b>	<b>0</b>	<b>1</b>	<b>12-4</b>	<b>0-0</b>	<b>0</b>	<b>0.00</b>	<b>-</b>

#58 Evan Gray - 1 appearance (All games)

Date	Opponent	GS	IP	H	R	ER	BB	SO	2B	3B	HR	WP	BK	HBP	IBB	Score	W-L	Sv	ERA	NP
Mar 04	SOUTHEASTERN		0.1	0	0	0	0	0	0	0	0	0	0	0	0	3-7	0-0	0	0.00	5
<b>Totals</b>		<b>0</b>	<b>0.1</b>	<b>0</b>	<b>0</b>	<b>0</b>	<b>0</b>	<b>0</b>	<b>0</b>	<b>0</b>	<b>0</b>	<b>0</b>	<b>0</b>	<b>0</b>	<b>0</b>	<b>3-7</b>	<b>0-0</b>	<b>0</b>	<b>0.00</b>	<b>-</b>

#3 Zack Gregory - 11 games (All games)

Date	Opponent	Pos	AB	R	H	RBI	2B	3B	HR	BB	SB	CS	HBP	SAC	SF	GDP	K	PO	A	E	Avg	
Feb 18	ILLINOIS STATE	*of	3	1	1	1	0	0	1	0	0	0	0	0	0	0	0	1	1	1	0	.333
Feb 20	ILLINOIS STATE	*of	3	1	1	1	0	0	0	1	0	0	0	0	0	0	0	1	1	0	0	.333
Feb 25	vs Indiana	*of	3	1	0	0	0	0	0	0	0	0	1	0	0	0	0	1	1	0	0	.222
Feb 27	vs Stanford	*of	2	0	1	0	0	0	0	1	0	0	0	0	0	0	0	1	3	0	0	.273
Feb 27	vs Louisiana	*of/of	4	2	1	0	1	0	0	1	1	0	0	0	0	0	0	1	3	0	0	.267
Mar 02	OMAHA	*of	4	3	2	0	1	0	0	1	0	0	0	0	0	0	0	0	2	0	0	.316
Mar 04	SOUTHEASTERN	*of	3	1	1	0	1	0	0	1	0	0	0	0	0	0	0	1	3	0	0	.318
Mar 05	SOUTHEASTERN-	*of/of	3	1	0	0	0	0	0	1	0	0	0	0	0	0	0	1	1	0	0	.280
Mar 05	SOUTHEASTERN-	*of/of	3	1	0	0	0	0	0	1	0	0	1	0	0	0	0	1	1	0	0	.250
Mar 10	UIC-1	*of	3	2	1	0	0	0	0	1	0	0	0	0	0	0	0	1	0	0	0	.258
Mar 10	UIC-2	*of/of	2	2	1	1	1	0	0	2	0	0	0	0	0	0	0	0	0	0	0	.273
<b>Totals</b>		<b>11gs</b>	<b>33</b>	<b>15</b>	<b>9</b>	<b>3</b>	<b>4</b>	<b>0</b>	<b>1</b>	<b>10</b>	<b>1</b>	<b>0</b>	<b>2</b>	<b>0</b>	<b>0</b>	<b>0</b>	<b>8</b>	<b>16</b>	<b>1</b>	<b>0</b>	<b>.273</b>	

On base pct. .467 • Slugging pct. .485

#34 Nick Griffin - 1 game (All games)

Date	Opponent	Pos	AB	R	H	RBI	2B	3B	HR	BB	SB	CS	HBP	SAC	SF	GDP	K	PO	A	E	Avg	
Mar 10	UIC-2	p	0	0	0	0	0	0	0	0	0	0	0	0	0	0	0	0	2	0	0	.000
<b>Totals</b>		<b>0gs</b>	<b>0</b>	<b>0</b>	<b>0</b>	<b>0</b>	<b>0</b>	<b>0</b>	<b>0</b>	<b>0</b>	<b>0</b>	<b>0</b>	<b>0</b>	<b>0</b>	<b>0</b>	<b>0</b>	<b>0</b>	<b>0</b>	<b>2</b>	<b>0</b>	<b>0</b>	<b>.000</b>

On base pct. .000 • Slugging pct. .000

#34 Nick Griffin - 2 appearances (All games)

Date	Opponent	GS	IP	H	R	ER	BB	SO	2B	3B	HR	WP	BK	HBP	IBB	Score	W-L	Sv	ERA	NP
Feb 27	vs Louisiana		1.0	0	1	1	3	2	0	0	0	1	0	1	0	6-4	0-0	0	9.00	26
Mar 10	UIC-2		0.2	0	0	0	2	0	0	0	0	0	0	1	0	5-4	0-0	0	5.40	20
<b>Totals</b>		<b>0</b>	<b>1.2</b>	<b>0</b>	<b>1</b>	<b>1</b>	<b>5</b>	<b>2</b>	<b>0</b>	<b>0</b>	<b>0</b>	<b>1</b>	<b>0</b>	<b>2</b>	<b>0</b>	<b>11-8</b>	<b>0-0</b>	<b>0</b>	<b>5.40</b>	<b>-</b>

#18 Chris Lanzilli - 12 games (All games)

Date	Opponent	Pos	AB	R	H	RBI	2B	3B	HR	BB	SB	CS	HBP	SAC	SF	GDP	K	PO	A	E	Avg
Feb 18	ILLINOIS STATE	*dh	3	0	1	0	0	0	0	1	0	0	0	0	0	0	1	0	0	0	.333
Feb 19	ILLINOIS STATE	*dh	3	0	1	0	1	0	0	0	0	0	1	0	0	0	0	0	0	0	.333
Feb 20	ILLINOIS STATE	*of	4	0	1	1	0	0	0	0	0	0	0	0	0	0	0	1	1	0	.300
Feb 25	vs Indiana	*dh	4	0	0	0	0	0	0	1	0	0	0	0	0	0	0	0	0	0	.214
Feb 27	vs Stanford	*dh	3	0	1	0	0	0	0	1	0	0	0	0	0	0	0	1	0	0	.235
Feb 27	vs Louisiana	*of	3	0	0	0	0	0	0	1	0	0	0	0	0	0	0	2	3	0	.200
Mar 02	OMAHA	*dh	4	1	2	3	1	0	0	0	0	0	0	0	0	1	0	0	0	0	.250
Mar 04	SOUTHEASTERN	*dh	3	0	2	0	0	0	0	1	0	0	0	0	0	0	0	0	0	0	.296
Mar 05	SOUTHEASTERN-	*of	3	1	1	0	0	0	0	0	0	0	1	0	0	0	0	2	0	0	.300
Mar 05	SOUTHEASTERN-	*of	3	0	1	1	1	0	0	0	0	0	0	0	0	0	0	1	0	0	.303
Mar 10	UIC-1	*of	3	0	2	1	0	0	0	0	0	0	0	1	0	0	0	0	0	0	.333
Mar 10	UIC-2	*of/of	2	1	1	0	1	0	0	1	0	0	1	0	0	0	0	0	0	0	.342
<b>Totals</b>		<b>12gs</b>	<b>38</b>	<b>3</b>	<b>13</b>	<b>6</b>	<b>4</b>	<b>0</b>	<b>0</b>	<b>6</b>	<b>0</b>	<b>0</b>	<b>3</b>	<b>1</b>	<b>0</b>	<b>1</b>	<b>8</b>	<b>4</b>	<b>0</b>	<b>0</b>	<b>.342</b>

On base pct. .468 • Slugging pct. .447



# INDIVIDUAL GAME-BY-GAME

## #15 Dylan Leach - 5 games (All games)

Date	Opponent	Pos	AB	R	H	RBI	2B	3B	HR	BB	SB	CS	HBP	SAC	SF	GDP	K	PO	A	E	Avg
Feb 20	ILLINOIS STATE	*c	3	0	0	0	0	0	0	0	0	0	0	0	0	0	2	9	0	1	.000
Feb 27	vs Louisiana	*c	3	1	0	0	0	0	0	1	0	0	0	0	0	0	1	8	0	0	.000
Mar 02	OMAHA	*c	1	0	0	0	0	0	0	0	0	0	0	0	0	0	0	5	2	0	.000
Mar 05	SOUTHEASTERN-	*c	2	0	0	0	0	0	0	0	0	0	0	0	0	0	0	7	2	0	.000
Mar 10	UIC-2	*c	1	0	0	0	0	0	0	0	0	0	0	0	0	0	1	4	1	0	.000
<b>Totals</b>			<b>4gs</b>	<b>10</b>	<b>1</b>	<b>0</b>	<b>0</b>	<b>0</b>	<b>0</b>	<b>1</b>	<b>0</b>	<b>0</b>	<b>0</b>	<b>0</b>	<b>0</b>	<b>0</b>	<b>4</b>	<b>33</b>	<b>5</b>	<b>1</b>	<b>.000</b>

On base pct. .091 • Slugging pct. .000

## #29 Austin Ledbetter - 1 game (All games)

Date	Opponent	Pos	AB	R	H	RBI	2B	3B	HR	BB	SB	CS	HBP	SAC	SF	GDP	K	PO	A	E	Avg
Mar 10	UIC-2	*p	0	0	0	0	0	0	0	0	0	0	0	0	0	0	0	1	0	0	.000
<b>Totals</b>			<b>1gs</b>	<b>0</b>	<b>0</b>	<b>0</b>	<b>0</b>	<b>0</b>	<b>0</b>	<b>0</b>	<b>0</b>	<b>0</b>	<b>0</b>	<b>0</b>	<b>0</b>	<b>0</b>	<b>0</b>	<b>1</b>	<b>0</b>	<b>0</b>	<b>.000</b>

On base pct. .000 • Slugging pct. .000

## #29 Austin Ledbetter - 2 appearances (All games)

Date	Opponent	GS	IP	H	R	ER	BB	SO	2B	3B	HR	WP	BK	HBP	IBB	Score	W-L	Sv	ERA	NP
Mar 04	SOUTHEASTERN		2.2	0	0	0	0	5	0	0	0	0	0	0	2	0-0	0	0.00	42	
Mar 10	UIC-2	*	3.0	2	1	1	1	3	0	0	0	0	0	0	0	5-4	0-0	0	1.59	44
<b>Totals</b>		<b>1</b>	<b>5.2</b>	<b>2</b>	<b>1</b>	<b>1</b>	<b>1</b>	<b>8</b>	<b>0</b>	<b>0</b>	<b>0</b>	<b>0</b>	<b>0</b>	<b>2</b>	<b>0</b>	<b>8-11</b>	<b>0-0</b>	<b>0</b>	<b>1.59</b>	<b>-</b>

## #1 Robert Moore - 12 games (All games)

Date	Opponent	Pos	AB	R	H	RBI	2B	3B	HR	BB	SB	CS	HBP	SAC	SF	GDP	K	PO	A	E	Avg
Feb 18	ILLINOIS STATE	*2b	3	0	0	0	0	0	0	1	0	0	0	0	0	0	1	2	5	0	.000
Feb 19	ILLINOIS STATE	*2b	4	1	2	3	1	0	1	0	0	0	0	0	0	0	0	3	2	0	.286
Feb 20	ILLINOIS STATE	*2b	4	2	2	0	2	0	0	1	0	0	0	0	0	0	0	0	4	0	.364
Feb 25	vs Indiana	*2b	5	0	2	2	0	0	0	0	0	0	0	0	0	0	1	2	3	0	.375
Feb 27	vs Stanford	*2b	3	0	0	0	0	0	0	1	0	0	0	0	0	0	1	3	5	0	.316
Feb 27	vs Louisiana	*2b	4	0	1	1	1	0	0	1	0	0	0	0	0	0	1	2	3	2	.304
Mar 02	OMAHA	*2b	2	1	2	2	1	0	0	2	0	0	0	0	0	0	0	1	1	0	.360
Mar 04	SOUTHEASTERN	*2b	4	0	0	0	0	0	0	0	0	0	0	0	0	0	1	1	2	0	.310
Mar 05	SOUTHEASTERN-	*2b	4	0	0	0	0	0	0	0	0	0	0	0	0	0	0	2	2	0	.273
Mar 05	SOUTHEASTERN-	*2b	5	2	3	0	1	0	0	0	0	0	0	0	0	0	2	2	2	0	.316
Mar 10	UIC-1	*2b	4	1	0	0	0	0	0	0	0	0	1	0	0	0	2	0	2	0	.286
Mar 10	UIC-2	*2b	3	0	0	0	0	0	0	1	0	0	1	0	0	0	0	0	2	0	.267
<b>Totals</b>			<b>12gs</b>	<b>45</b>	<b>7</b>	<b>12</b>	<b>8</b>	<b>6</b>	<b>1</b>	<b>7</b>	<b>0</b>	<b>0</b>	<b>2</b>	<b>0</b>	<b>0</b>	<b>1</b>	<b>10</b>	<b>19</b>	<b>32</b>	<b>0</b>	<b>.267</b>

On base pct. .389 • Slugging pct. .467

## #32 Zack Morris - 2 appearances (All games)

Date	Opponent	GS	IP	H	R	ER	BB	SO	2B	3B	HR	WP	BK	HBP	IBB	Score	W-L	Sv	ERA	NP
Feb 18	ILLINOIS STATE		0.2	0	0	0	1	1	0	0	0	0	0	0	0	2-3	0-0	0	0.00	14
Mar 04	SOUTHEASTERN		0.1	1	0	0	0	0	0	0	0	0	0	1	0	3-7	0-0	0	0.00	8
<b>Totals</b>		<b>0</b>	<b>1.0</b>	<b>1</b>	<b>0</b>	<b>0</b>	<b>1</b>	<b>1</b>	<b>0</b>	<b>0</b>	<b>0</b>	<b>0</b>	<b>0</b>	<b>1</b>	<b>0</b>	<b>5-10</b>	<b>0-0</b>	<b>0</b>	<b>0.00</b>	<b>-</b>

## #27 Nick Moten - 1 game (All games)

Date	Opponent	Pos	AB	R	H	RBI	2B	3B	HR	BB	SB	CS	HBP	SAC	SF	GDP	K	PO	A	E	Avg
Mar 02	OMAHA	p	0	0	0	0	0	0	0	0	0	0	0	0	0	0	0	1	0	0	.000
<b>Totals</b>			<b>0gs</b>	<b>0</b>	<b>0</b>	<b>0</b>	<b>0</b>	<b>0</b>	<b>0</b>	<b>0</b>	<b>0</b>	<b>0</b>	<b>0</b>	<b>0</b>	<b>0</b>	<b>0</b>	<b>0</b>	<b>1</b>	<b>0</b>	<b>0</b>	<b>.000</b>

On base pct. .000 • Slugging pct. .000





#27 Nick Moten - 1 appearance (All games)

Date	Opponent	GS	IP	H	R	ER	BB	SO	2B	3B	HR	WP	BK	HBP	IBB	Score	W-L	Sv	ERA	NP
Mar 02	OMAHA		1.0	0	0	0	1	1	0	0	0	1	1	1	0	15-3	0-0	0	0.00	22
<b>Totals</b>		<b>0</b>	<b>1.0</b>	<b>0</b>	<b>0</b>	<b>0</b>	<b>1</b>	<b>1</b>	<b>0</b>	<b>0</b>	<b>0</b>	<b>1</b>	<b>1</b>	<b>1</b>	<b>0</b>	<b>15-3</b>	<b>0-0</b>	<b>0</b>	<b>0.00</b>	<b>-</b>

#13 Connor Noland - 3 games (All games)

Date	Opponent	Pos	AB	R	H	RBI	2B	3B	HR	BB	SB	CS	HBP	SAC	SF	GDP	K	PO	A	E	Avg
Feb 25	vs Indiana	*p	0	0	0	0	0	0	0	0	0	0	0	0	0	0	0	0	1	0	.000
Mar 04	SOUTHEASTERN	*p	0	0	0	0	0	0	0	0	0	0	0	0	0	0	0	0	1	0	.000
Mar 10	UIC-1	*p	0	0	0	0	0	0	0	0	0	0	0	0	0	0	0	1	0	0	.000
<b>Totals</b>		<b>3gs</b>	<b>0</b>	<b>0</b>	<b>0</b>	<b>0</b>	<b>0</b>	<b>0</b>	<b>0</b>	<b>0</b>	<b>0</b>	<b>0</b>	<b>0</b>	<b>0</b>	<b>0</b>	<b>0</b>	<b>0</b>	<b>1</b>	<b>2</b>	<b>0</b>	<b>.000</b>

On base pct. .000 • Slugging pct. .000

#13 Connor Noland - 4 appearances (All games)

Date	Opponent	GS	IP	H	R	ER	BB	SO	2B	3B	HR	WP	BK	HBP	IBB	Score	W-L	Sv	ERA	NP
Feb 18	ILLINOIS STATE	*	5.0	5	2	2	2	5	0	0	0	0	1	1	0	2-3	0-0	0	3.60	75
Feb 25	vs Indiana	*	6.0	5	1	1	2	10	1	1	0	0	0	0	0	5-2	1-0	0	2.45	86
Mar 04	SOUTHEASTERN	*	5.1	7	3	3	0	5	0	0	0	0	0	1	0	3-7	1-1	0	3.31	90
Mar 10	UIC-1	*	6.2	4	3	3	2	11	3	0	0	0	0	1	0	12-4	2-1	0	3.52	97
<b>Totals</b>		<b>4</b>	<b>23.0</b>	<b>21</b>	<b>9</b>	<b>9</b>	<b>6</b>	<b>31</b>	<b>4</b>	<b>1</b>	<b>0</b>	<b>0</b>	<b>1</b>	<b>3</b>	<b>0</b>	<b>22-16</b>	<b>2-1</b>	<b>0</b>	<b>3.52</b>	<b>-</b>

#43 Miller Pleimann - 1 game (All games)

Date	Opponent	Pos	AB	R	H	RBI	2B	3B	HR	BB	SB	CS	HBP	SAC	SF	GDP	K	PO	A	E	Avg
Mar 10	UIC-1	p	0	0	0	0	0	0	0	0	0	0	0	0	0	0	0	0	1	0	.000
<b>Totals</b>		<b>0gs</b>	<b>0</b>	<b>0</b>	<b>0</b>	<b>0</b>	<b>0</b>	<b>0</b>	<b>0</b>	<b>0</b>	<b>0</b>	<b>0</b>	<b>0</b>	<b>0</b>	<b>0</b>	<b>0</b>	<b>0</b>	<b>0</b>	<b>1</b>	<b>0</b>	<b>.000</b>

On base pct. .000 • Slugging pct. .000

#43 Miller Pleimann - 2 appearances (All games)

Date	Opponent	GS	IP	H	R	ER	BB	SO	2B	3B	HR	WP	BK	HBP	IBB	Score	W-L	Sv	ERA	NP
Feb 27	vs Stanford		0.2	1	0	0	0	1	0	0	0	1	0	0	0	0-5	0-0	0	0.00	12
Mar 10	UIC-1		0.2	0	0	0	0	1	0	0	0	0	0	0	0	12-4	0-0	0	0.00	7
<b>Totals</b>		<b>0</b>	<b>1.1</b>	<b>1</b>	<b>0</b>	<b>0</b>	<b>0</b>	<b>2</b>	<b>0</b>	<b>0</b>	<b>0</b>	<b>1</b>	<b>0</b>	<b>0</b>	<b>0</b>	<b>12-9</b>	<b>0-0</b>	<b>0</b>	<b>0.00</b>	<b>-</b>

#28 Kole Ramage - 3 games (All games)

Date	Opponent	Pos	AB	R	H	RBI	2B	3B	HR	BB	SB	CS	HBP	SAC	SF	GDP	K	PO	A	E	Avg
Feb 18	ILLINOIS STATE	p	0	0	0	0	0	0	0	0	0	0	0	0	0	0	0	0	1	0	.000
Feb 25	vs Indiana	p	0	0	0	0	0	0	0	0	0	0	0	0	0	0	0	1	0	0	.000
Mar 10	UIC-2	p	0	0	0	0	0	0	0	0	0	0	0	0	0	0	0	1	1	0	.000
<b>Totals</b>		<b>0gs</b>	<b>0</b>	<b>0</b>	<b>0</b>	<b>0</b>	<b>0</b>	<b>0</b>	<b>0</b>	<b>0</b>	<b>0</b>	<b>0</b>	<b>0</b>	<b>0</b>	<b>0</b>	<b>0</b>	<b>0</b>	<b>2</b>	<b>2</b>	<b>0</b>	<b>.000</b>

On base pct. .000 • Slugging pct. .000

#28 Kole Ramage - 7 appearances (All games)

Date	Opponent	GS	IP	H	R	ER	BB	SO	2B	3B	HR	WP	BK	HBP	IBB	Score	W-L	Sv	ERA	NP
Feb 18	ILLINOIS STATE		1.2	2	1	1	1	0	1	0	0	0	0	0	0	2-3	0-1	0	5.40	18
Feb 20	ILLINOIS STATE		4.0	2	1	1	0	6	0	0	1	0	0	1	0	4-2	0-1	1	3.18	61
Feb 25	vs Indiana		3.0	1	1	0	1	6	0	0	0	0	0	0	0	5-2	0-1	2	2.08	52
Feb 27	vs Louisiana		1.0	0	0	0	0	0	0	0	0	0	0	0	0	6-4	0-1	3	1.86	6
Mar 04	SOUTHEASTERN		0.0	1	3	3	2	0	0	0	0	1	0	0	0	3-7	0-1	3	4.66	12
Mar 05	SOUTHEASTERN-		1.0	1	0	0	0	1	1	0	0	0	0	0	0	11-1	0-1	3	4.22	13
Mar 10	UIC-2		3.1	2	2	2	0	2	0	0	1	0	0	1	0	5-4	0-1	3	4.50	35
<b>Totals</b>		<b>0</b>	<b>14.0</b>	<b>9</b>	<b>8</b>	<b>7</b>	<b>4</b>	<b>15</b>	<b>2</b>	<b>0</b>	<b>2</b>	<b>1</b>	<b>0</b>	<b>2</b>	<b>0</b>	<b>36-23</b>	<b>0-1</b>	<b>3</b>	<b>4.50</b>	<b>-</b>



# INDIVIDUAL GAME-BY-GAME

## #17 Brady Slavens - 11 games (All games)

Date	Opponent	Pos	AB	R	H	RBI	2B	3B	HR	BB	SB	CS	HBP	SAC	SF	GDP	K	PO	A	E	Avg
Feb 18	ILLINOIS STATE	*of	4	0	1	0	0	0	0	0	0	0	0	0	0	0	0	2	0	0	.250
Feb 19	ILLINOIS STATE	*of	3	0	0	0	0	0	0	1	0	0	0	0	0	0	1	2	0	0	.143
Feb 20	ILLINOIS STATE	*dh	3	0	3	1	0	0	0	1	0	0	0	0	0	0	0	0	0	0	.400
Feb 25	vs Indiana	*of	4	1	1	0	1	0	0	1	0	0	0	0	0	0	1	1	0	0	.357
Feb 27	vs Stanford	*of	4	0	0	0	0	0	0	0	0	0	0	0	0	0	4	1	0	0	.278
Mar 02	OMAHA	*of	3	1	1	1	0	0	1	2	0	0	0	0	0	0	1	3	0	0	.286
Mar 04	SOUTHEASTERN	*of	4	0	0	0	0	0	0	0	0	0	0	0	0	1	3	0	0	0	.240
Mar 05	SOUTHEASTERN-	*dh	3	0	0	0	0	0	0	1	0	0	0	0	0	0	1	0	0	0	.214
Mar 05	SOUTHEASTERN-	ph/1	2	1	1	1	0	0	0	0	0	0	0	0	0	0	0	2	0	0	.233
Mar 10	UIC-1	*dh	4	2	2	3	1	0	1	0	0	0	0	0	0	0	1	0	0	0	.265
Mar 10	UIC-2	*of	5	0	0	0	0	0	0	0	0	0	0	0	0	0	2	0	0	1	.231
Totals		10gs	39	5	9	6	2	0	2	6	0	0	0	0	0	1	14	11	0	1	.231

On base pct. .333 • Slugging pct. .436

## #33 Hagen Smith - 2 games (All games)

Date	Opponent	Pos	AB	R	H	RBI	2B	3B	HR	BB	SB	CS	HBP	SAC	SF	GDP	K	PO	A	E	Avg
Feb 19	ILLINOIS STATE	*p	0	0	0	0	0	0	0	0	0	0	0	0	0	0	0	0	1	0	.000
Mar 05	SOUTHEASTERN-	*p	0	0	0	0	0	0	0	0	0	0	0	0	0	0	0	0	2	0	.000
Totals		2gs	0	0	0	0	0	0	0	0	0	0	0	0	0	0	0	0	3	0	.000

On base pct. .000 • Slugging pct. .000

## #33 Hagen Smith - 3 appearances (All games)

Date	Opponent	GS	IP	H	R	ER	BB	SO	2B	3B	HR	WP	BK	HBP	IBB	Score	W-L	Sv	ERA	NP
Feb 19	ILLINOIS STATE	*	6.0	5	0	0	1	5	0	0	0	0	0	0	0	5-1	1-0	0	0.00	77
Feb 27	vs Stanford	*	2.1	6	3	3	2	3	0	0	1	0	0	1	0	0-5	1-1	0	3.24	58
Mar 05	SOUTHEASTERN-	*	7.0	2	2	2	3	9	0	0	1	1	0	1	0	4-2	2-1	0	2.93	97
Totals		3	15.1	13	5	5	6	17	0	0	2	1	0	2	0	9-8	2-1	0	2.93	-

## #44 Max Soliz Jr. - 1 game (All games)

Date	Opponent	Pos	AB	R	H	RBI	2B	3B	HR	BB	SB	CS	HBP	SAC	SF	GDP	K	PO	A	E	Avg
Mar 02	OMAHA	ph	2	0	1	1	1	0	0	0	0	0	0	0	0	0	0	0	0	0	.500
Totals		0gs	2	0	1	1	1	0	0	0	0	0	0	0	0	0	0	0	0	0	.500

On base pct. .500 • Slugging pct. 1.000

## #55 Gabriel Starks - 2 games (All games)

Date	Opponent	Pos	AB	R	H	RBI	2B	3B	HR	BB	SB	CS	HBP	SAC	SF	GDP	K	PO	A	E	Avg
Feb 18	ILLINOIS STATE	p	0	0	0	0	0	0	0	0	0	0	0	0	0	0	0	1	0	0	.000
Mar 02	OMAHA	p	0	0	0	0	0	0	0	0	0	0	0	0	0	0	0	0	1	0	.000
Totals		0gs	0	0	0	0	0	0	0	0	0	0	0	0	0	0	0	1	1	0	.000

On base pct. .000 • Slugging pct. .000

## #55 Gabriel Starks - 2 appearances (All games)

Date	Opponent	GS	IP	H	R	ER	BB	SO	2B	3B	HR	WP	BK	HBP	IBB	Score	W-L	Sv	ERA	NP
Feb 18	ILLINOIS STATE		0.2	0	0	0	0	1	0	0	0	1	0	0	0	2-3	0-0	0	0.00	8
Mar 02	OMAHA		1.0	2	1	1	2	1	0	0	0	0	0	0	0	15-3	0-0	0	5.40	32
Totals		0	1.2	2	1	1	2	2	0	0	0	1	0	0	0	17-6	0-0	0	5.40	-



#10 Peyton Stovall - 10 games (All games)

Date	Opponent	Pos	AB	R	H	RBI	2B	3B	HR	BB	SB	CS	HBP	SAC	SF	GDP	K	PO	A	E	Avg
Feb 18	ILLINOIS STATE	*1b	4	0	0	0	0	0	0	0	0	0	0	0	0	0	1	12	0	0	.000
Feb 19	ILLINOIS STATE	*1b	4	0	0	0	0	0	0	1	0	0	0	0	0	0	0	7	0	0	.000
Feb 20	ILLINOIS STATE	*1b	5	1	2	0	1	0	0	0	0	0	0	0	0	0	0	10	0	0	.154
Feb 25	vs Indiana	*1b	5	0	1	0	0	0	0	0	0	0	0	0	0	0	0	6	1	0	.167
Feb 27	vs Stanford	*1b	4	0	0	0	0	0	0	0	0	0	0	0	0	0	3	6	0	0	.136
Mar 02	OMAHA	*1b	4	2	1	2	0	0	1	1	0	0	0	0	0	0	1	5	1	0	.154
Mar 04	SOUTHEASTERN	*1b	4	0	1	1	0	0	0	1	0	0	0	0	0	0	2	11	0	0	.167
Mar 05	SOUTHEASTERN-	*1b	3	0	1	1	0	0	0	0	0	0	0	0	0	0	0	6	1	0	.182
Mar 10	UIC-1	*1b	4	1	1	0	0	0	0	0	0	0	0	0	0	0	2	10	1	0	.189
Mar 10	UIC-2	ph/1	3	1	2	2	0	0	0	0	0	0	0	0	0	1	0	7	2	0	.225
Totals		9gs	40	5	9	6	1	0	1	3	0	0	0	0	0	1	9	80	6	0	.225

On base pct. .279 • Slugging pct. .325

#39 Evan Taylor - 1 game (All games)

Date	Opponent	Pos	AB	R	H	RBI	2B	3B	HR	BB	SB	CS	HBP	SAC	SF	GDP	K	PO	A	E	Avg
Mar 02	OMAHA	p	0	0	0	0	0	0	0	0	0	0	0	0	0	0	0	1	0	0	.000
Totals		0gs	0	0	0	0	0	0	0	0	0	0	0	0	0	0	0	1	0	0	.000

On base pct. .000 • Slugging pct. .000

#39 Evan Taylor - 4 appearances (All games)

Date	Opponent	GS	IP	H	R	ER	BB	SO	2B	3B	HR	WP	BK	HBP	IBB	Score	W-L	Sv	ERA	NP
Feb 19	ILLINOIS STATE		0.1	0	0	0	0	1	0	0	0	0	0	0	0	5-1	0-0	0	0.00	5
Mar 02	OMAHA		2.0	0	0	0	0	2	0	0	0	0	0	0	0	15-3	1-0	0	0.00	23
Mar 05	SOUTHEASTERN-		0.2	0	0	0	0	1	0	0	0	0	0	1	0	11-1	1-0	0	0.00	14
Mar 10	UIC-1		1.1	0	1	1	2	2	0	0	0	0	0	0	0	12-4	1-0	0	2.08	25
Totals		0	4.1	0	1	1	2	6	0	0	0	0	0	1	0	43-9	1-0	0	2.08	-

#48 Heston Tole - 4 appearances (All games)

Date	Opponent	GS	IP	H	R	ER	BB	SO	2B	3B	HR	WP	BK	HBP	IBB	Score	W-L	Sv	ERA	NP
Feb 19	ILLINOIS STATE		1.1	1	1	1	1	2	0	0	0	0	0	0	0	5-1	0-0	1	6.75	20
Feb 27	vs Stanford		3.0	5	1	0	0	2	0	0	0	0	0	0	0	0-5	0-0	1	2.08	43
Mar 02	OMAHA		1.1	2	1	1	0	2	1	0	0	0	0	0	0	15-3	0-0	1	3.18	31
Mar 10	UIC-2		0.2	2	1	1	0	1	2	0	0	1	0	0	0	5-4	0-0	1	4.26	16
Totals		0	6.1	10	4	3	1	7	3	0	0	1	0	0	0	25-13	0-0	1	4.26	-

#20 Elijah Trest - 1 appearance (All games)

Date	Opponent	GS	IP	H	R	ER	BB	SO	2B	3B	HR	WP	BK	HBP	IBB	Score	W-L	Sv	ERA	NP
Feb 27	vs Stanford		1.1	1	1	1	1	1	1	0	0	0	0	0	0	0-5	0-0	0	6.75	34
Totals		0	1.1	1	1	1	1	1	1	0	0	0	0	0	0	0-5	0-0	0	6.75	-



# INDIVIDUAL GAME-BY-GAME

## #12 Michael Turner - 12 games (All games)

Date	Opponent	Pos	AB	R	H	RBI	2B	3B	HR	BB	SB	CS	HBP	SAC	SF	GDP	K	PO	A	E	Avg
Feb 18	ILLINOIS STATE	*c	3	0	0	0	0	0	0	0	0	0	1	0	0	0	2	6	3	0	.000
Feb 19	ILLINOIS STATE	*c	4	0	2	1	1	0	0	0	0	0	0	0	0	0	0	10	0	0	.286
Feb 20	ILLINOIS STATE	c	1	0	0	0	0	0	0	0	0	0	0	0	0	0	1	3	0	0	.250
Feb 25	vs Indiana	*c	4	0	1	1	0	1	0	0	0	0	0	0	0	0	0	15	1	0	.250
Feb 27	vs Stanford	*c	3	0	1	0	0	0	0	1	0	0	0	0	0	0	1	8	2	0	.267
Feb 27	vs Louisiana	*1b	3	0	1	1	0	0	0	2	0	0	0	0	0	0	1	7	0	0	.278
Mar 02	OMAHA	*c	3	2	3	3	0	0	1	0	0	0	0	0	1	0	0	4	0	0	.381
Mar 04	SOUTHEASTERN	*c	4	0	0	0	0	0	0	0	0	0	0	0	0	0	0	10	3	0	.320
Mar 05	SOUTHEASTERN-	*c	4	1	2	3	1	0	1	0	0	0	0	0	0	0	0	11	0	0	.345
Mar 05	SOUTHEASTERN-	*1b/c	3	3	1	1	0	0	0	2	0	0	0	0	0	0	0	11	1	0	.344
Mar 10	UIC-1	*c	4	1	2	3	0	0	0	0	0	0	0	0	0	0	1	15	2	0	.361
Mar 10	UIC-2	*1b/c	3	0	1	1	0	0	0	2	0	0	0	0	0	1	0	7	4	0	.359
Totals			11gs	39	7	14	14	2	1	2	7	0	1	0	1	1	6	107	16	0	.359

On base pct. .458 • Slugging pct. .615

## #25 Brady Tygart - 3 appearances (All games)

Date	Opponent	GS	IP	H	R	ER	BB	SO	2B	3B	HR	WP	BK	HBP	IBB	Score	W-L	Sv	ERA	NP
Mar 02	OMAHA		1.0	2	0	0	0	2	0	0	0	0	0	0	0	15-3	0-0	0	0.00	16
Mar 05	SOUTHEASTERN-		1.0	1	0	0	0	1	0	0	0	0	0	0	0	4-2	0-0	1	0.00	8
Mar 10	UIC-2		1.1	0	0	0	1	2	0	0	0	0	0	1	0	5-4	1-0	1	0.00	24
Totals		0	3.1	3	0	0	1	5	0	0	0	0	0	1	0	24-9	1-0	1	0.00	-

## #9 Drake Varnado - 3 games (All games)

Date	Opponent	Pos	AB	R	H	RBI	2B	3B	HR	BB	SB	CS	HBP	SAC	SF	GDP	K	PO	A	E	Avg
Feb 19	ILLINOIS STATE	pr	0	1	0	0	0	0	0	0	0	0	0	0	0	0	0	0	0	0	.000
Feb 27	vs Stanford	pr	0	0	0	0	0	0	0	0	0	0	0	0	0	0	0	0	0	0	.000
Mar 02	OMAHA	ph/2	2	0	0	0	0	0	0	0	0	0	0	0	0	0	2	0	1	0	.000
Totals			0gs	2	1	0	0	0	0	0	0	0	0	0	0	0	2	0	1	0	.000

On base pct. .000 • Slugging pct. .000

## #88 Zebulon Vermillion - 3 appearances (All games)

Date	Opponent	GS	IP	H	R	ER	BB	SO	2B	3B	HR	WP	BK	HBP	IBB	Score	W-L	Sv	ERA	NP
Feb 18	ILLINOIS STATE		1.0	0	0	0	2	1	0	0	0	0	0	0	0	2-3	0-0	0	0.00	22
Feb 27	vs Louisiana		1.0	0	0	0	1	2	0	0	0	0	0	0	0	6-4	1-0	0	0.00	16
Mar 05	SOUTHEASTERN-		1.0	0	0	0	1	1	0	0	0	0	0	0	0	4-2	1-0	0	0.00	13
Totals		0	3.0	0	0	0	4	4	0	0	0	0	0	0	0	12-9	1-0	0	0.00	-

## #7 Cayden Wallace - 12 games (All games)

Date	Opponent	Pos	AB	R	H	RBI	2B	3B	HR	BB	SB	CS	HBP	SAC	SF	GDP	K	PO	A	E	Avg
Feb 18	ILLINOIS STATE	*3b	4	0	0	0	0	0	0	0	0	0	0	0	0	0	1	1	3	0	.000
Feb 19	ILLINOIS STATE	*3b	4	1	2	1	1	0	0	0	0	0	0	0	0	0	0	0	2	0	.250
Feb 20	ILLINOIS STATE	*3b	4	0	1	0	0	1	0	1	0	0	0	0	0	0	0	1	2	0	.250
Feb 25	vs Indiana	*3b	4	2	4	1	2	0	0	1	1	0	0	0	0	0	0	0	1	1	.438
Feb 27	vs Stanford	*3b	4	0	0	0	0	0	0	0	0	0	0	0	0	0	1	1	2	2	.350
Feb 27	vs Louisiana	*3b	4	0	1	0	0	0	0	1	1	0	0	0	0	0	1	0	1	0	.333
Mar 02	OMAHA	*3b	5	3	1	1	0	0	0	1	0	0	0	0	0	0	1	0	1	0	.310
Mar 04	SOUTHEASTERN	*3b	3	0	1	2	0	0	0	0	0	0	0	0	1	0	0	0	4	0	.312
Mar 05	SOUTHEASTERN-	*3b	1	1	0	0	0	0	0	2	0	1	1	0	0	0	0	0	2	0	.303
Mar 05	SOUTHEASTERN-	*3b	5	2	3	0	0	0	0	0	0	0	0	0	0	0	1	0	1	0	.342
Mar 10	UIC-1	*3b	5	3	3	3	0	0	1	0	1	0	0	0	0	0	1	0	0	0	.372
Mar 10	UIC-2	*3b	4	0	1	0	0	0	0	1	0	0	0	0	0	0	0	0	2	0	.362
Totals			12gs	47	12	17	8	3	1	7	3	1	1	0	1	0	6	3	21	3	.362

On base pct. .446 • Slugging pct. .532



#24 Braydon Webb - 9 games (All games)

Date	Opponent	Pos	AB	R	H	RBI	2B	3B	HR	BB	SB	CS	HBP	SAC	SF	GDP	K	PO	A	E	Avg
Feb 19	ILLINOIS STATE	*of	3	1	0	0	0	0	0	1	0	0	0	0	0	0	2	1	0	0	.000
Feb 20	ILLINOIS STATE	*of	3	0	0	0	0	0	0	1	0	0	0	0	0	1	2	1	0	0	.000
Feb 27	vs Stanford	*of	2	0	0	0	0	0	0	2	0	0	0	0	0	0	1	0	0	0	.000
Feb 27	vs Louisiana	pr/of	1	1	0	0	0	0	0	0	0	0	0	0	0	0	0	0	0	0	.000
Mar 02	OMAHA	*of	5	0	0	0	0	0	0	0	0	0	1	0	0	0	2	3	0	0	.000
Mar 05	SOUTHEASTERN-	of	0	0	0	0	0	0	0	0	0	0	0	0	0	0	0	0	0	0	.000
Mar 05	SOUTHEASTERN-	of	0	0	0	0	0	0	0	1	0	0	0	0	0	0	0	0	0	0	.000
Mar 10	UIC-1	*of	4	0	0	0	0	0	0	0	0	0	0	0	0	0	1	1	0	0	.000
Mar 10	UIC-2	of	0	0	0	0	0	0	0	0	0	0	0	0	0	0	0	0	0	0	.000
Totals		5gs	18	2	0	0	0	0	0	5	0	0	1	0	0	1	8	6	0	0	.000

On base pct. .250 • Slugging pct. .000

#22 Jaxon Wiggins - 2 games (All games)

Date	Opponent	Pos	AB	R	H	RBI	2B	3B	HR	BB	SB	CS	HBP	SAC	SF	GDP	K	PO	A	E	Avg
Feb 27	vs Louisiana	*p	0	0	0	0	0	0	0	0	0	0	0	0	0	0	0	0	2	0	.000
Mar 05	SOUTHEASTERN-	*p	0	0	0	0	0	0	0	0	0	0	0	0	0	0	0	0	1	0	.000
Totals		2gs	0	0	0	0	0	0	0	0	0	0	0	0	0	0	0	0	3	0	.000

On base pct. .000 • Slugging pct. .000

#22 Jaxon Wiggins - 3 appearances (All games)

Date	Opponent	GS	IP	H	R	ER	BB	SO	2B	3B	HR	WP	BK	HBP	IBB	Score	W-L	Sv	ERA	NP
Feb 20	ILLINOIS STATE	*	5.0	5	1	1	2	5	2	0	0	1	1	0	0	4-2	1-0	0	1.80	77
Feb 27	vs Louisiana	*	6.0	3	3	3	2	4	1	0	0	1	0	1	0	6-4	1-0	0	3.27	91
Mar 05	SOUTHEASTERN-	*	6.1	2	1	1	4	7	0	0	1	1	0	0	0	11-1	2-0	0	2.60	96
Totals		3	17.1	10	5	5	8	16	3	0	1	3	1	1	0	21-7	2-0	0	2.60	-



# 2022 SCHEDULE / RESULTS

FEB.	Opponent	Score	Winning Pitcher	Losing Pitcher	Save	Attendance	Time
18	Illinois State	L, 3-2	Hart (1-0)	Ramage (0-1)	Kubiakowicz (1)	10,116	3:00
19	Illinois State	W, 5-1	Smith (1-0)	Sinisko (0-1)	Tole (1)	10,906	2:48
20	Illinois State	W, 4-2	Wiggins (1-0)	Salata (0-1)	Ramage (1)	10,434	3:00
25	vs. Indiana ^	W, 5-2	Noland (1-0)	Modugno (0-2)	Ramage (2)	1,973	3:02
27	vs. Stanford ^	L, 5-0	Mathews (1-1)	Smith (1-1)		3,453	3:32
27	vs. Louisiana ^	W, 6-4	Vermillion (1-0)	Theut (1-1)	Ramage (3)	2,037	3:29

## MARCH

2	Omaha	W, 15-3	Taylor (1-0)	Gordon (0-1)		10,326	4:02
4	Southeastern	L, 7-3	Kinzeler (2-0)	Noland (1-1)	Trahan (2)	9,273	3:12
5	Southeastern [DH-1]	W, 4-2	Smith (2-1)	Harrington (0-2)	Tygart (1)	10,321	2:33
5	Southeastern [DH-2]	W, 11-1 (8)	Wiggins (2-0)	O'Toole (0-2)		10,444	2:41
10	UIC [DH-1]	W, 12-4	Noland (2-1)	Peterson (1-2)		10,420	2:55
10	UIC [DH-2]	W, 5-4	Tygart (1-0)	Shears (1-1)		10,599	3:17
12	UIC						
13	UIC						
15	Grambling						
16	Grambling						
18	Kentucky *						
19	Kentucky *						
20	Kentucky *						
23	vs. Omaha &						
25	at Missouri *						
26	at Missouri *						
27	at Missouri *						
29	Little Rock						
30	Little Rock						

## APRIL

1	Mississippi State *						
2	Mississippi State *						
3	Mississippi State *						
5	UCA						
7	at Florida *						
8	at Florida *						
9	at Florida *						
12	UAPB						
13	UAPB						
14	LSU *						
15	LSU *						
16	LSU *						
19	Arkansas State						
20	Arkansas State						
22	at Texas A&M *						
23	at Texas A&M *						
24	at Texas A&M *						
26	vs. UCA %						
29	Ole Miss *						
30	Ole Miss *						

## MAY

1	Ole Miss *						
3	Missouri State						
6	at Auburn *						
7	at Auburn *						
8	at Auburn *						
13	Vanderbilt *						
14	Vanderbilt *						
15	Vanderbilt *						
19	at Alabama *						
20	at Alabama *						
21	at Alabama *						

\* SEC opponent

^ Karbach Round Rock Classic (Dell Diamond in Round Rock, Texas)

& Game played at Kauffman Stadium in Kansas City, Mo.

% Game played at Dickey-Stephens Stadium in North Little Rock, Ark.