

THE MATCHUP

#13/#13 TENNESSEE VOLUNTEERS

22-7, 13-4 SEC

Head Coach: Rick Barnes (Lenoir-Rhyne, 1977)
Record at Tennessee: 145-80 (.644) / 7th year
Career Record: 749-394 (.655) / 35th year
vs. Arkansas: 7-7 / 4-6 with Tennessee

VS

#14/#15 ARKANSAS RAZORBACKS

24-6, 13-4 SEC

Head Coach: Eric Musselman (San Diego, 1987)
Record at Arkansas: 69-25 (.734) / 3rd year
Career Record: 179-59 (.752) / 6th year
vs. Tennessee: 2-2 / all with Arkansas

GAME 30 | TENNESSEE vs. ARKANSAS - Saturday, March 5, 2022 | 12:01 p.m. ET | Thompson-Boling Arena (21,678)



BROADCAST INFORMATION

TV | ESPN

Tom Hart, PxP
 Jimmy Dykes, analyst
 Scott Matthews, producer

VIDEO STREAM

ESPN.com and ESPN app

RADIO | Vol Network

Bob Kesling, PxP
 Bert Bertelkamp, analyst
 Tim Berry, engineer

SATELLITE RADIO | SiriusXM

Sirius: 84 | XM: 84



ARKANSASRAZORBACKS.COM

PROBABLE STARTERS

Tennessee	Ht.	Wt.	Yr.	Hometown	PPG	RPG	Other
G 1 Kennedy Chandler	6-0	172	Fr.	Memphis, Tenn.	13.6	3.3	4.6 apg
G 25 Santiago Vescovi	6-3	188	Jr.	Montevideo, Uruguay	13.5	4.7	.393 3FG%
G 30 Josiah-Jordan James	6-6	207	Jr.	Charleston, S.C.	9.4	5.8	1.3 spg
F 2 Brandon Huntley-Hatfield	6-10	235	Fr.	Clarksville, Tenn.	3.4	2.8	.452 FG%
F 33 Uroš Plavšić	7-0	240	Jr.	Ivanjica, Serbia	4.0	3.8	.561 FG%
Arkansas	Ht.	Wt.	Yr.	Hometown	PPG	RPG	Other
G 1 JD Notae	6-2	190	Sr.	Covington, Ga.	18.8	4.4	3.6 apg
G 5 Au'Diese Toney	6-6	205	Sr.	Huntsville, Ala.	10.4	5.3	2.4 orpg
G 0 Stanley Umude	6-6	210	Gr.	San Antonio, Texas	11.6	4.7	.364 3FG%
F 3 Trey Wade	6-6	220	Gr.	Marietta, Ga.	3.5	2.3	.506 FG%
F 10 Jaylin Williams	6-10	240	So.	Fort Smith, Ark.	10.9	9.7	2.7 apg

ONE FLY, WE ALL FLY

THE SERIES

- Tennessee leads its all-time series with Arkansas, 23-22, dating to 1936.
- The Volunteers have won four of the last six meetings.
- Tennessee holds a 14-4 advantage when the series is contested in Knoxville and has won each of the last three clashes at Thompson-Boling Arena.
- The Razorbacks triumphed by 10 when these teams met last month in Fayetteville. See Page 4 for a detailed recap.
- Prior to this season, this series had never featured a matchup for which both teams were ranked in the AP Top 25 at tipoff.
- Rick Barnes** is 2-2 in head-to-head coaching matchups with **Eric Musselman**.
- A victory Saturday would be the **Rick Barnes'** 750th career head coaching win.
- Tennessee will conduct a Senior Day ceremony at midcourt prior to tipoff Saturday.

LAYUP LINES - TEAM

- Tennessee ranks fifth nationally in average home attendance (17,971) and is riding a 16-game win streak at Thompson-Boling Arena dating to last season.
- Tennessee stands at No. 9 in the NCAA's latest NET ratings. Each of UT's seven losses are Quad 1.
- The Vols have faced 10 AP Top 25 opponents so far this season and own wins over the teams ranked Nos. 2, 5 and 7 in this week's poll.
- According to KenPom, the Vols rank third in the nation in adjusted defensive efficiency, allowing only 87.2 points per 100 possessions.
- Tennessee's scoring defense of 66.0 ppg in SEC play is the best in the league. **The Vols have held seven of their last eight SEC opponents to fewer than 65 points.**
- A crowd of 21,678 or larger on Saturday would give the Vols three consecutive home sellouts for the first time in the history of Thompson-Boling Arena, which opened for the 1987-88 season.

LAYUP LINES - PLAYERS

- All-SEC candidate **Santiago Vescovi** is the league's top 3-point shooter during SEC play, hitting at a .435 clip from long range.
- Naismith Defensive Player of the Year candidate **Kennedy Chandler's** 2.29 steals per game rank 12th in Division I and second nationally among true freshmen.
- During SEC play, Vols freshmen **Chandler** (2.38 spg) and **Zakai Zeigler** (2.29 spg) rank first and second, respectively, in steals per game.
- A leading candidate for the SEC Sixth Man of the Year award, Vols freshman **Zakai Zeigler** is the team's fourth-leading scorer during SEC play (9.9 ppg) while leading the league in free-throw percentage and ranking second in steals during conference games.
- True freshman forward **Brandon Huntley-Hatfield** has a team-high 13 offensive rebounds over Tennessee's last three games.

2021-22 SCHEDULE

RECORD

22-7

SEC	13-4
NON-CONFERENCE	9-3
HOME	15-0
AWAY	6-5
NEUTRAL	1-2

DATE	OPPONENT (TV)	TIME/RESULT
N9	UT Martin (SEC Network)	W, 90-62
N14	ETSU (SEC Network)	W, 94-62
N20	1-vs. #5 Villanova (ESPN News)	L, 71-53
N21	1-vs. #18 North Carolina (ESPN)	W, 89-72
N26	Tennessee Tech (SEC Network+)	W, 80-69
N30	Presbyterian (SEC Network)	W, 86-44
D4	at Colorado (FOX Sports 1)	W, 69-54
D7	2-vs. Texas Tech (ESPN)	L, 57-52 OT
D11	UNC Greensboro (SEC Network)	W, 76-36
D14	USC Upstate (SEC Network+)	W, 96-52
D18	vs. Memphis (ESPN2)	Cancelled
D22	#6 Arizona (ESPN2)	W, 77-73
D29	at #19 Alabama* (ESPN2)	L, 73-68
J5	Ole Miss* (SEC Network)	W, 66-60 OT
J8	at #21 LSU* (ESPN2)	L, 79-67
J11	South Carolina* (SEC Network)	W, 66-46
J15	at #18 Kentucky* (ESPN)	L, 107-79
J18	at Vanderbilt* (SEC Network)	W, 68-60
J22	#13 LSU* (ESPN)	W, 64-50
J26	Florida* (ESPN2)	W, 78-71
J29	3-at Texas (ESPN)	L, 52-51
F1	Texas A&M* (SEC Network)	W, 90-80
F5	at South Carolina* (CBS)	W, 81-57
F9	at Mississippi State* (ESPN2)	W, 72-63
F12	Vanderbilt* (SEC Network)	W, 73-64
F15	#4 Kentucky* (ESPN)	W, 76-63
F19	at #23 Arkansas* (ESPN)	L, 58-48
F22	at Missouri* (SEC Network)	W, 80-61
F26	#3 Auburn* (ESPN)	W, 67-62
M1	at Georgia* (SEC Network)	W, 75-68
M5	#14 Arkansas* (ESPN)	noon
M11	4-SEC Tournament	TBD

Schedule Key

- 1-Hall of Fame Tip-Off (Uncasville, Conn.)
- 2-Jimmy V Classic (New York, N.Y.)
- 3-Big 12/SEC Challenge
- 4-SEC Tournament (Tampa, Fla.)
- *SEC Game

All Times Eastern; Opponent Rankings are AP



Are you viewing these game notes on a wifi-enabled device? If so, click on any game's score above to view the video highlights from that contest.

DEVELOPMENT U

Seventh-year head coach **Rick Barnes** has recruited and developed seven Vols who have progressed to the NBA. That includes two four-star, two three-star and one unranked prospect. Now, for the first time ever, Tennessee's roster features four five-star prospects.

QUICK FACTS

THE BASICS

Location: Knoxville, Tenn.
 Founded: 1794
 Conference: Southeastern
 Enrollment: 31,701
 Colors: Orange & White
 Nickname: Volunteers
 Mascot: Smokey
 Band: Pride of the Southland
 University President: Randy Boyd
 Knoxville Chancellor: Dr. Donde Plowman
 Faculty Representative: Dr. Donald Bruce
 Director of Athletics: Dr. Danny White
 Athletic Department Phone: 865-974-1220
 Ticket Office Phone: 1-800-332-VOLS (8657)

COURT FACTS

THOMPSON-BOLING ARENA

Normal Capacity: 21,678
 Record in Arena: 424-138 (.754), 35th season
 Record on Current Court: 93-20 (.823), 7th season
 Largest Crowd: 25,610 vs. Kentucky (1/21/89)
 Largest Crowd at Current Capacity: 22,326 vs. Gonzaga (1/7/09)

MEDIA INFORMATION

CREDENTIALS

Outlets interested in obtaining credentials to cover Tennessee basketball home games must apply for credentials via Sports Systems:

www.sportssystem.com/clients/seccredentials/

Applications for single-game credentials should be submitted at least five days in advance of the game(s) one plans to cover.

COVERING PRACTICE

Only select Tennessee basketball practices are open to the media. Contact Associate AD Tom Satkowiak (tomsid@tennessee.edu) for dates and times. See Page 279 of the Tennessee Media Guide for specific coverage guidelines.

WEEKLY PRESS CONFERENCES

Rick Barnes and select Tennessee players are typically available for interviews twice weekly during the season (in addition to postgame availabilities). For a particular week's schedule, please email Tom Satkowiak (tomsid@tennessee.edu).

MEDIA RELATIONS STAFF



TOM SATKOWIAK

Associate AD for Communications
Rick Barnes Requests
 Cell: 865-696-2897
 Email: TomSID@tennessee.edu
 Twitter: @TomSatkowiak



WYETH WILSON

Media Relations Graduate Assistant
Student-Athlete Requests
 Cell: 865-308-1466
 Email: wyethwilson@tennessee.edu
 Twitter: @WyethWilson



TENNESSEE ROSTER

No.	Name	Pos.	Ht.	Wt.	Cl.	Hometown (Previous School)
0	Jonas Aidoo	F	6-11	234	Fr.	Durham, N.C. (Liberty Heights Athletic Institute)
12	Victor Bailey Jr.	G	6-4	182	Sr.	Austin, Texas (University of Oregon)
1	Kennedy Chandler	G	6-0	171	Fr.	Memphis, Tenn. (Sunrise Christian Academy [Kan.])
3	Quentin Diboundje	G	6-5	217	Fr.	Montpellier, France (Monteverde Academy [Fla.])
10	John Fulkerson	F	6-9	219	Su-Sr.	Kingsport, Tenn. (The Christ School [N.C.])
21^	Kent Gilbert	G	6-1	175	So.	Greenville, N.C. (D.H. Conley HS)
2	Brandon Huntley-Hatfield	F	6-10	246	Fr.	Clarksville, Tenn. (Scotland Campus Prep [Pa.])
30	Josiah-Jordan James	G	6-6	214	Jr.	Charleston, S.C. (Porter-Gaud School)
35^	Brock Jancek	F	6-8	228	Sr.	Knoxville, Tenn. (Knoxville Catholic HS)
15	Jahmai Mashack	G	6-4	196	Fr.	Fontana, Calif. (Etiwanda HS)
13	Olivier Nkamhoua	F	6-8	232	Jr.	Helsinki, Finland (Bishop Walsh School [Md.])
33	Uroš Plavšić	F	7-0	251	Jr.	Ivanjica, Serbia (Arizona State University)
24	Justin Powell	G	6-6	197	So.	Prospect, Ky. (Auburn University)
31^	Isaiah Sulack	G	6-5	186	Jr.	Knoxville, Tenn. (Bossier Parish [La.] CC)
32	Handje Namba	F	6-11	229	Fr.	Knoxville, Tenn. (Knoxville Catholic HS)
25	Santiago Vescovi	G	6-3	191	Jr.	Montevideo, Uruguay (NBA Global Academy)
5	Zakai Zeigler	G	5-9	167	Fr.	Long Island, N.Y. (Our Saviour Lutheran School)

^ walk-on

STAFF

Head Coach: Rick Barnes

Record at Tennessee: 144-80 (7th Year)

Overall Record : 748-394 (35th Year)

Associate Head Coach: Michael Schwartz

Assistant Coach: Justin Gainey

Assistant Coach: Rod Clark

Sports Performance Coach: Garrett Medenwald

Athletic Trainer: Chad Newman

Director of Basketball Operations: Mary-Carter Eggert

Director of Player Development: Bryan Lentz

Director of Student-Athlete Development: Ken McDonald

Video Coordinator: Luke Schapker

Graduate Managers: Adam Eberhard, Josh Giardina

PRONUNCIATION GUIDE

Jonas Aidoo	AY-doo
Quentin Diboundje	DIH-boon-zhay
Brock Jancek	JAN-sik
Jahmai Mashack	juh-MY MAY-shack
Garrett Medenwald	MAY-dihn-wald
Olivier Nkamhoua	OH-liv-ee-AY KAHM-wuh
Uroš Plavšić	Ū-rōsh PLĀV-chich
Handje Namba	AHN-jay TAHM-buh
Santiago Vescovi	sahn-tee-AH-go VESS-co-vee
Zakai Zeigler	zuh-KY ZEE-glur

SOCIAL



BY THE NUMBERS

6

There are only six active NCAA head coaches who have more career Division I wins to their credit than **Rick Barnes** (749).

54

All-SEC candidate **Santiago Vescovi** has made more 3-pointers during SEC play (54) than any player in the league.

62.0

Tennessee allows a stingy 62.0 ppg during SEC home games this season, with a scoring margin of +10.5 ppg and an unbeaten record.

NOTEWORTHY

DOUBLE-BYE IN TAMPA SECURED

- Tennessee has secured a double-bye in the SEC Tournament in Tampa. The top-four seeds earn automatic placement in Friday's quarterfinal round.
- If the tournament started today, the Vols would enter as the No. 3 seed.

SECOND TIME'S A CHARM

- Since 2018, **Rick Barnes** and his staff have guided the Volunteers to an 18-5 record in regular-season rematch games (SEC Tournament games not included).

NATION'S THIRD-RATED DEFENSE

- Twice during the Barnes era, Tennessee's adjusted defensive efficiency (per KenPom) has ranked among the top 10 nationally.
- KenPom currently rates Tennessee's defensive efficiency as the third-best in the country.**
- Last year's Vols finished the season with the nation's fifth-best defensive efficiency, allowing only 88.1 points per 100 possessions.

SEASON	DEF. EFF.	NAT'L RANK
2021-22	87.2	3
2020-21	88.1	5
2019-20	95.8	62
2018-19	96.5	42
2017-18	92.4	6
2016-17	97.5	55

DEFENSIVE HIGHLIGHTS

- The Vols rank fourth in the country in steal percentage, logging steals on 13.8 percent of opponents' possessions.**
- Six times this season, the Vols have held an SEC foe to 60 points or fewer; UT is 5-1 in those games.
- In handing No. 6 Arizona its first loss of the season, the Vols were the first team to hold the Wildcats—who boasted the highest scoring average in Division I (91.0 ppg)—to fewer than 80 points.
- Tennessee's 76-36 win over UNC Greensboro on Dec. 11 marked UT's fewest points allowed during the shot-clock era. It was the lowest point total for an opponent since Ohio Northern scored 33 in 1983.
- The Vols are forcing 16.5 turnovers per game and averaging 18.5 points off turnovers.
- The Vols have forced 25 or more turnovers three times this season, including a Barnes-era best 27 turnovers forced in the win over Ole Miss (Jan. 5).
- The Vols average 27.6 pass deflections per game.**
- The opponents' leading scorer this season averages 17.9 ppg against the Vols. Only nine different players so far have scored 20 or more against Tennessee.

SANTI SEEING A BIG RIM, BUT NOW MORE THAN JUST A SNIPER

- With 84 made 3-pointers this season, All-SEC candidate **Santiago Vescovi** is on pace to finish the season with the seventh-most made threes in program history (90).
- Vescovi is averaging 2.9 made threes per game.
- It took Vescovi only 18 games this season to surpass his total of 53 3-pointers in 27 games last year.
- Vescovi this season is a more balanced scorer as well. While he made just 18 total 2-point field goals last season, he's made 40 2-point field goals this year—many of them layups.

FULKY AT THE FOUR

- Tennessee is +34 in 42:40 over its last five games when **John Fulkerson** is playing the four (8.5 mins per game). For much of the past two seasons, Fulkerson's minutes came primarily at the five spot.
- While playing the four during the Feb. 15 win over Kentucky, Fulkerson used his quickness to effectively guard **Keion Brooks Jr.** and **Jacob Toppin**.
- Fulkerson over the last five games is averaging 7.0 points and 4.6 rebounds while making 11 of 12 attempts at the free-throw line.

AIDOO'S EMERGENCY EMERGENCE

- A Feb. 5 injury to starting forward **Olivier Nkamhoua** created an immediate need for additional frontcourt support, and 6-11 true freshman **Jonas Aidoo** has answered the call.
- Prior to Nkamhoua's injury, Aidoo had logged just 14 total minutes in six appearances this season.
- But in the win over No. 4 Kentucky, Aidoo delivered a breakout performance against the Cats and national player of the year candidate **Oscar Tshiebwe**. In 18 productive minutes, Aidoo totaled five points, seven rebounds (three offensive) and three blocks. Two of those blocks were on attempts by Tshiebwe.
- Aidoo's plus/minus rating vs. Kentucky was a game-high +18.
- Over the last five games, Aidoo is averaging 4.0 points, 5.0 rebounds and 1.2 blocks.

GUP STEPPING UP IN TIME FOR MARCH

- Another true freshman forward, **Brandon Huntley-Hatfield** (known to his teammates as "Gup"), is playing his best basketball of the season as the Vols enter March.
- A starter for each of the last seven games, BHH averaged 5.5 points, 7.0 rebounds (4.5 offensive) and one block spanning last week's wins over Missouri and No. 3 Auburn.

AS POSTSEASON APPROACHES, VOLS CRASHING OFFENSIVE GLASS

- Tennessee has risen to 28th in the country in offensive rebounds per game (12.3).
- At the end of January, the Vols ranked 50th nationally in offensive rebounding.
- Tennessee is averaging 11.8 oprg during SEC play and has totaled 10 or more offensive boards in 14 of 17 SEC games this season.
- The Vols pulled down 21 offensive rebounds in its win over No. 3 Auburn on Feb. 26.

VOLS SECOND-BEST IN NATION AT DENYING SECOND-CHANCE POINTS

- Per analytics website [Haslametrics.com](https://haslametrics.com), Tennessee ranks second in the nation in defensive second-chance point conversion percentage.
- The Vols' defensive SCC% of 2.74 is a result of dividing the field goal conversions that occur five seconds or less after an offensive rebound by the total number of opponents' missed field goals.
- Tennessee's active hands on defense often lead to a block or strip steal after offensive boards by the opposing team.



Santiago Vescovi has made three or more 3-pointers in 35 of 75 career games.

SPECIALTY STAT TRACKER

Opponent	Off TOs	Paint	2nd Chance	FB	Bench
UT Martin	24	24	34	16	31
ETSU	26	42	20	22	33
vs. #5 Villanova	4	26	15	8	18
vs. #18 UNC	19	54	7	19	30
Tennessee Tech	24	48	12	14	18
Presbyterian	33	38	7	18	38
at Colorado	21	42	7	9	16
vs. Texas Tech	13	26	11	13	19
UNC Greensboro	32	24	18	17	36
USC Upstate	31	48	19	16	38
#6 Arizona	16	32	13	12	16
at #19 Alabama	16	22	9	9	20
Ole Miss	22	26	11	12	15
at #21 LSU	13	24	5	6	19
South Carolina	21	28	9	9	17
at #18 Kentucky	11	32	10	1	25
at Vanderbilt	19	26	16	4	21
#13 LSU	11	24	13	7	18
Florida	17	20	7	13	23
at Texas	22	16	6	6	16
Texas A&M	24	30	13	18	29
at South Carolina	17	14	18	11	28
at Mississippi State	20	30	10	8	17
Vanderbilt	14	16	17	6	36
#4 Kentucky	20	26	4	16	33
at #23 Arkansas	2	14	12	7	19
at Missouri	16	34	11	15	24
Auburn	9	28	19	6	19
at Georgia	14	32	12	10	19
Arkansas					
Total +/-	+135	+100	+133	+25	+191
Season Highs	33	54	34	22	38

FAST BREAK

The Volunteers under head coach **Rick Barnes** are 5-2 at home against border-rival Kentucky, defeating the Wildcats in Thompson-Boling Arena in 2016, 2017, 2018, 2019 and 2022.

THE OPPONENT

NOTING THE RAZORBACKS



STAT LEADERS

SCORING	G-GS	Pts.	PPG
JD Notae	29-28	546	18.8
Stanley Umude	30-18	348	11.6

REBOUNDING	G-GS	Rebs.	RPG
Jaylin Williams	30-28	290	9.7
Au'Diese Toney	30-27	158	5.3

ASSISTS	G-GS	Asts.	APG
JD Notae	29-28	105	3.6
Davonte Davis	30-13	91	3.0

BLOCKS	G-GS	Blks.	BPG
Jaylin Williams	30-28	36	1.2
Stanley Umude	30-18	24	0.8

STEALS	G-GS	Stls.	SPG
JD Notae	29-28	62	2.1
Jaylin Williams	30-28	43	1.4

ABOUT ARKANSAS

- Arkansas (24-6, 13-4 SEC) has won five straight games and 14 of its past 15 games entering Saturday's regular-season finale in Knoxville.
- A win on Saturday would guarantee Arkansas no worse than a No. 2 seed in the SEC Tournament, which would mark their second straight season finishing the regular season as the SEC's second-place team.
- The Razorbacks are 11-4 in Quadrant 1 and 2 games this season, including wins over Kentucky, Tennessee, Auburn and LSU (twice).
- Arkansas is 5-3 in true road games this season while owning a 17-1 mark at home. The Razorbacks have lost at Mississippi State, Texas A&M and Alabama in conference play.
- Senior guard **JD Notae** has led the way for Arkansas on offense this season, averaging 18.8 points per game—a mark that ranks second in the SEC.
- Notae also ranks second in the SEC in steals per game, averaging 2.1 per contest.
- Notae ranks 13th in the nation and leads the SEC in field-goal attempts with 16.2 per game.
- Razorback forward **Jaylin Williams** is averaging nearly a double-double with 10.9 points and 9.7 rebounds per game. Williams ranks fourth in the SEC and 28th in the nation in total rebounds.
- In conference games only, Arkansas has three players in the top 13 of the league in scoring—Notae (2nd, 19.7 ppg), **Stanley Umude** (12th, 13.9 ppg) and Williams (13th, 13.8 ppg).
- Through the games of March 2, Arkansas ranks No. 19 in KenPom.com's rankings. The Razorbacks rank No. 15 in adjusted defensive efficiency and No. 46 in adjusted offensive efficiency.

LAST MEETING WITH ARKANSAS

- Tennessee strung together a standout defensive performance but fell to No. 23 Arkansas on the road on Feb. 19, 2022, 58-48.
- The Vols held Arkansas to 31 percent shooting for the game but shot just 27 percent themselves.
- SEC Sixth Man of the Year candidate **Zakai Zeigler** led the Vols with 12 points, while **Kennedy Chandler** had 11. **Santiago Vescovi** totaled seven points and a career-high 11 rebounds.
- JD Notae** and **Jaylin Williams** led Arkansas with 13 points apiece.
- Neither team led by more than four points until the 6:25 mark of the second half, when Arkansas' **Davonte Davis** kicked off a 7-0 Hogs run that put the UA in front by nine with 5:17 remaining at 51-42.
- Tennessee responded by holding Arkansas scoreless for the next four and a half minutes, but the Vols were unable to come up with enough production on the offensive end. The Big Orange never drew closer than five points the rest of the way.
- Spanning from the 8:19 mark of the second half to the 0:28 mark, Tennessee made just one field goal—going 1-for-10 from the floor during that stretch.
- The first half was a low-scoring, back-and-forth affair, as the Razorbacks took a 24-23 lead into the locker room. Both teams shot below 30 percent from the field during the period, with the lead changing hands six times.
- The Vols and Hogs made a combined 15 field goals in the first half, also posting a combined 14 turnovers.
- Chandler led all scorers with nine first-half points, but also picked up three fouls.

MEMORABLE VOL PERFORMANCES AGAINST ARKANSAS

- Bristol, Tennessee, native **Bobby Hogsett** scored eight points and added 10 rebounds as Tennessee won its first-ever game against Arkansas, 77-57, on Dec. 27, 1963, in Shreveport, Louisiana.
- In front of 21,237 orange-clad fans, UT knocked off **Nolan Richardson's** fifth-ranked Razorbacks, 83-81, in Knoxville on Feb. 5, 1992. **Lang Wiseman** and **Allan Houston** both scored 26 points.
- The Vols upset No. 13 Arkansas in Fayetteville, 101-91, on Feb. 16, 1993, thanks to a double-double by **LaMarcus Golden** (22 points, 11 rebounds).
- Cleveland, Tennessee, native **JaJuan Smith** dropped 32 points on the Hogs during a 93-71 win over Arkansas in Knoxville on Feb. 5, 2008.
- Jordan McRae** fueled Tennessee to an 81-74 win over Arkansas on Jan. 22, 2014, exploding for 34 points—including UT's final 13—at Thompson-Boling Arena.

MUSSELMAN HAS FAMILY TIES TO FORMER UT COACH RAY MEARS

- Eric Musselman** has said that some of his approach to marketing comes from popular former Tennessee head coach **Ray Mears**.
- Musselman's father, the late **Bill Musselman**, was a longtime NCAA, ABA and NBA head coach who played collegiately for Mears at Wittenberg College in Ohio, enrolling in 1958.
- Bill Musselman, and later Eric, took note of Mears' penchant for showmanship and entertainment to boost program interest and generate fan support.

OFFENSE: MONTH-BY-MONTH

- Tennessee's offense output and efficiency took a dip in December and January but rebounded during an impressive February.

MONTH	PPG	FG%	3FG%	FT%	RECORD
November	82.0	.473	.379	.779	5-1
December	73.0	.414	.284	.653	4-2
January	67.4	.417	.333	.654	5-3
February	73.4	.410	.396	.786	7-1
March	75.0	.443	.320	.867	1-0

HONORS WATCH

Team

- NCAA March Madness (Andy Katz)
- March Madness Team of the Week (Dec. 27, 2021)

Kennedy Chandler

- Los Angeles Athletic Club
- Wooden Award Preseason Top 50 Watch List
- Atlanta Tipoff Club
- Naismith Men's Defensive Player of the Year Watch List
- Naismith Trophy Watch List
- Naismith Memorial Basketball Hall of Fame
- Bob Cousy Award Finalist (1 of 10)
- Collegiansider.com
- Lute Olson National Player of the Year Watch List
- SEC
- SEC Freshman of the Week (Feb. 28, 2022)
- SEC Freshman of the Week (Nov. 15, 2021)



John Fulkerson

- Naismith Memorial Basketball Hall of Fame
- Karl Malone Award Watch List
- SEC Head Coaches
- Preseason All-SEC (First Team)
- SEC
- Co-SEC Player of the Week (Dec. 27, 2021)
- Collegiansider.com
- Lute Olson National Player of the Week (Dec. 27, 2021)

Santiago Vescovi

- Naismith Memorial Basketball Hall of Fame
- 2021 Hall of Fame Tip-Off All-Tournament Team

Zakai Zeigler

- SEC
- SEC Freshman of the Week (Feb. 7, 2022)



Zakai Zeigler's .902 free-throw percentage during SEC play leads the league.

287 WEEKS IN THE TOP 25 RANKINGS

- During his 35 seasons as a head coach, **Rick Barnes** has guided his teams to a total of 286 weeks in the Associated Press Top 25 rankings. That includes 124 total weeks in the top 10.

SCHOOL	WEEKS IN TOP 25	WEEKS IN TOP 10
George Mason	0	0
Providence	2	0
Clemson	34	14
Texas	180	84
Tennessee	71	26
TOTAL	287	124

SETBACKS ALL QUALITY LOSSES

- Six of the seven teams that have beaten Tennessee this season are ranked in this week's AP Top 25. The seventh (LSU) is among the top unranked vote-getters.
- Those seven teams' average NET rating = 14.3**
- Among the teams that have beaten UT, the worst current NET rating is No. 25 (Alabama).
- All seven of Tennessee's setbacks are Quad 1 losses.

SUSTAINED SUCCESS

- Tennessee is the SEC's second-winningest program over the last five years (since the start of the 2017-18 season)—both in terms of total wins and winning percentage.

TEAM	TOTAL WINS	TEAM	WIN PCT.
Auburn	119-42	Auburn	.739
Tennessee	114-45	Tennessee	.717
Kentucky	114-46	Kentucky	.713
LSU	106-52	LSU	.671

VOLS EIGHTH NATIONALLY IN STEALS

- Tennessee is logging steals at its fourth-highest rate in program history, averaging 9.6 per game. That ranks eighth among Division I teams.
- Through Barnes' first six seasons on Rocky Top, Tennessee averaged just 6.0 steals per game. And UT's highest per-game average during that span was 7.3 steals per game last season (with two first-round NBA Draft picks manning the wings).
- This year's team is flirting with the Tennessee single-season record for steals per game:

RANK	SPG	STEALS/GAMES	SEASON
1.	10.03	301/30	2005-06
2.	9.73	292/30	1988-89
3.	9.60	336/35	2006-07
	9.59	278/29	2021-22

KC & ZIGGY SMOOTH CRIMINALS

- UT has a pair of freshmen guards who rank among KenPom's national top 30 in steal percentage.
- Zakai Zeigler** ranks seventh nationally, logging a steal on 4.93 percent of opponents' possessions while he is on the floor. **Kennedy Chandler** ranks 27th with a steal percentage of 4.32.
- Chandler leads the SEC and ranks 12th among all Division I players with 2.29 steals per game. His 64 total steals rank 10th among all players nationally.
- During SEC play, Chandler and Zeigler account for 50 percent of Tennessee's total steals (77 of 155).**

20 WINS BEFORE MARCH

- For the third time under **Rick Barnes**, Tennessee hit the 20-win mark before the month of March.

FULKERSON NOW OWNS SEC'S CAREER GAMES PLAYED RECORD

- After taking advantage of a sixth (COVID) year this season, **John Fulkerson** has seized both the Tennessee program record as well as the SEC record for career games played.

RANK	PLAYER, YEARS	SCHOOL	GP
1	John Fulkerson, 2016-pres.	Tennessee	159
2	Darius Miller, 2008-12	Kentucky	152
3	Wayne Turner, 1995-99	Kentucky	151
	Walter Hodge, 2005-09	Florida	151
5	Patric Young, 2010-14	Florida	150

ZEIGLER MAKING CASE FOR SEC SIXTH MAN OF THE YEAR HONORS

- True freshman guard and SEC Sixth Man of the Year candidate **Zakai Zeigler** has proven to a rock-solid addition to this Tennessee roster.
- Zeigler is Tennessee's fourth-leading scorer in SEC play (9.9 ppg) and ranks second on the team with 2.3 steals per game vs. conference foes.
- Zeigler leads the league with a .902 free-throw percentage in SEC games.
- He twice exploded for 18 points in wins over North Carolina and South Carolina—two of his **12** double-digit scoring performances off the bench this season.

NKAMHOUA SIDELINED INDEFINITELY

- Junior forward **Olivier Nkamhoua** suffered a left ankle injury during the second half of Tennessee's win at South Carolina Feb. 5 and is out indefinitely.
- He had started every game to that point and was UT's second-leading rebounder (5.6 rpg) and third-leading scorer (8.6 ppg).

NATIONAL POLLS

ASSOCIATED PRESS POLL

Updated: Feb. 28

Rank	School	Record	Points
1	Gonzaga (46)	24-3	1504
2	Arizona	25-3	1360
3	Baylor (4)	24-5	1342
4	Duke (11)	25-4	1306
5	Auburn	25-4	1268
6	Kansas	23-5	1224
7	Kentucky	23-6	1215
8	Purdue	24-5	1129
9	Providence	24-3	1021
10	Wisconsin	23-5	865
11	Villanova	21-7	861
12	Texas Tech	22-7	850
13	Tennessee	21-7	770
T-14	Houston	24-4	759
T-14	Arkansas	23-6	759
16	USC	25-4	557
17	UCLA	21-6	498
18	UConn	21-7	480
19	Saint Mary's	24-6	449
20	Illinois	20-8	383
21	Texas	21-8	364
22	Murray State	28-2	333
23	Ohio State	18-8	191
24	Iowa	20-8	99
25	Alabama	19-10	90

Receiving Votes: Boise State 56, Davidson 20, Colorado State 19, South Dakota State 12, Notre Dame 9, LSU 7, Michigan State 6, San Diego State 5, Marquette 4, Iowa State 4, North Texas 3, Vermont 2, Northern Iowa 1

Dropped from Rankings:

USA TODAY COACHES' POLL

Updated: Feb. 28

Rank	School	Record	Points
1	Gonzaga (20)	24-3	771
2	Duke (9)	25-4	726
3	Arizona	25-3	707
4	Baylor (1)	24-5	649
5	Auburn (1)	25-4	643
6	Kentucky (1)	23-6	638
7	Kansas	23-5	615
8	Providence	24-3	596
9	Purdue	24-5	545
10	Wisconsin	23-5	522
11	Villanova	21-7	458
12	Texas Tech	22-7	415
13	Tennessee	21-7	401
14	Houston	24-4	376
15	Arkansas	23-6	356
16	USC	25-4	319
17	Illinois	20-8	271
18	UCLA	21-6	252
19	Connecticut	21-7	244
20	Saint Mary's	24-6	220
21	Texas	21-8	195
22	Murray State	28-2	166
23	Ohio State	18-8	104
24	Alabama	19-10	44
T-25	Michigan State	19-9	42
T-25	Iowa	20-8	42

Receiving Votes: Colorado State 14; Boise State 13; Notre Dame 10; Marquette 9; Wake Forest 8; Wyoming 6; Seton Hall 6; North Texas 4; San Francisco 3; North Carolina 3; Iowa State 2; Creighton 2; South Dakota State 1; San Diego State 1; Miami (Fla.) 1

Dropped from Rankings:

TRACKING TENNESSEE

	AP	Coaches
Pre	18	T-17
11/15	17	no poll
11/22	15	17
11/29	13	15
12/6	13	14
12/13	18	18
12/20	19	19
12/27	14	15
1/3	18	18
1/10	22	23
1/17	24	T-25
1/24	18	20
1/31	22	20
2/7	19	18
2/14	16	13
2/21	17	17
2/28	13	13
3/7	-	-
Final	-	-

Ratings Tracker (through March 2)

ESPN.com BPI	8
KenPom.com	11
NCAA NET Rankings	9
Sagarin	10

Tennessee's Quad 1 Games: 6-7
Wins - 2 Arizona, 5 Kentucky, 10 Auburn, 16 LSU, 40 UNC, 56 Mississippi State

Tennessee's Quad 2 Games: 5-0
Wins - 51 Florida, 57 Texas A&M, 76 Colorado, 79 Vanderbilt, 91 South Carolina

Tennessee's Quad 3 / Quad 4 Games: 6-0 / 5-0

2021-22 SEC STANDINGS (through March 4)

	SEC	Pct.	H	A	ALL	Pct.	H	A	N	Streak
#5 Auburn^	14-3	.824	8-0	6-3	26-4	.867	15-0	8-3	3-1	W1
#14 Arkansas	13-4	.765	8-1	5-3	24-6	.800	17-2	5-3	2-1	W5
#13 Tennessee	13-4	.765	8-0	5-4	22-7	.759	15-0	6-5	1-2	W3
#7 Kentucky	13-4	.765	9-0	4-4	24-6	.800	18-0	5-5	1-1	W1
#25 Alabama	9-8	.529	6-3	3-5	19-11	.633	13-3	3-6	3-2	L1
Florida	9-8	.529	5-3	4-5	19-11	.633	12-4	4-6	3-1	W2
South Carolina	9-8	.529	5-4	4-4	18-11	.621	12-4	4-6	2-1	W1
LSU	8-9	.471	6-2	2-7	20-10	.667	14-2	2-8	4-0	L1
Texas A&M	8-9	.471	4-4	4-5	19-11	.633	13-4	4-5	2-2	W3
Mississippi State	8-9	.471	7-2	1-7	17-13	.567	14-3	1-8	2-2	L1
Vanderbilt	6-11	.353	4-5	2-6	14-15	.483	9-8	4-7	1-0	L3
Missouri	4-13	.235	2-6	2-7	10-20	.333	7-8	2-10	1-2	L6
Ole Miss	4-13	.235	2-6	2-7	13-17	.433	10-7	2-7	1-3	L3
Georgia	1-16	.059	1-8	0-8	6-24	.200	6-13	0-9	0-2	L10

^ clinched at least a share of the regular-season championship

Tennessee is 7-0 this season when Josiah-Jordan James scores 12 or more points.



TEAM NOTES

WINDICATORS

- The Vols are 15-0 this season when **Kennedy Chandler** and **Santiago Vescovi** combine for eight or more assists.
- Tennessee is 10-1 this season when it makes at least 10 3-pointers.
- Dating to the start of last season, Tennessee is 21-2 when **John Fulkerson** scores in double figures.
- The Vols are 11-2 during **Josiah-Jordan James** career when he records five or more assists.
- Tennessee under **Rick Barnes** is 73-10 when holding its opponent below a .390 field-goal percentage.
- Tennessee under **Rick Barnes** is 62-3 when it takes a double-digit lead into halftime.

INTERNATIONAL FLAVOR

- Tennessee head coach **Rick Barnes** has vastly expanded the program's recruiting pipelines since arriving on Rocky Top, including internationally. The 2021-22 roster includes five international student-athletes and six total nationalities.
- Since his hiring in 2015, Barnes has signed eight international players for the Vols, including two from Canada and two from France. **At least one international player has been in UT's starting lineup for 191 of the 225 games during the Rick Barnes era.**
- The Vols' five international team members this season are **Olivier Nkamhoua**, from Helsinki, Finland, **Uroš Plavšić**, from Ivanjica, Serbia, **Santiago Vescovi**, from Montevideo, Uruguay, **Quentin Diboundje** from Montpellier, France and **Handje Tamba**, from Kinshasa, Democratic Republic of the Congo.

BOOST FROM THE BENCH

- Through 29 contests, Tennessee's bench is averaging 24.1 points per game. The Vols' reserves are outscoring the opponents' reserves by 6.6 points per game.
- Zakai Zeigler** has scored in double figures off the bench in 12 games—including separate 18-point outbursts in wins over North Carolina and South Carolina. **Justin Powell** has scored 10+ off the bench in four games.

VOLS' DEPTH EXTENDS TO SCORING

- Tennessee boasts impressive depth not only in terms of capable rotation players, but also as it relates to explosive scoring ability.
- Seven different Vols have scored 20+ at least once.**
- Santiago Vescovi** has a team high six career 20-point games, while **John Fulkerson** has five. **Victor Bailey Jr.** has four, followed by **Kennedy Chandler**, with three. **Josiah-Jordan James**, **Olivier Nkamhoua** and **Justin Powell** each have two 20-point games under their belt.

WIN/LOSS COMPARISON

- Several statistical differences stand out in a comparison of Tennessee's wins vs. its losses.

WINS	STATISTIC	LOSSES
77.9	Points Per Game	59.7
.383	3-Point Percentage	.238
18.0	Assists Per Game	9.7
+6.0	Rebound Margin	-2.9
+5.4	Turnover Margin	-0.9

"QUOTABLES"

COMMENTS THAT TELL A STORY

"They wanted to win the fight. We wanted to win the basketball game. We did what we wanted to do... I think we did both, actually."

- **Uroš Plavšić**
(on UT's Jan. 22 win over No. 13 LSU)

"What it appeared to me is (Tennessee) needed it more, wanted it more, more physical, took us out of stuff physically and then physically banged us around offensively, too. We got manhandled."

- **John Calipari**, Kentucky Head Coach
(on UT's Feb. 15 win over No. 4 Kentucky)

"The top floor general in the class of 2021, Chandler gets to his spots and makes those around him better. He's already very comfortable playing with and making other high level talent better which is a huge asset when making the leap from high school to college."

- **Eric Bossi**, 247sports.com
(on Kennedy Chandler)

"Guys like Josiah, Santi, Justin—there are several—they're always helping someone else, even when coach is getting after them, or even when they're getting their butt kicked. The culture of the team is really neat."

- **Associate head coach Mike Schwartz**

"A decade ago, a player like this would have broken a lot of people's brains; these days, James is understood for the massive value addition he represents. (He can thank Draymond Green et al. for this.) With him on the floor, Tennessee can get away with playing a wide range of lineup configurations. It can play a true big man and three guards; it can reasonably defend two-big lineups and create matchup problems on the other end; it can snuff out teams that prefer to snipe with a stretch-four. It can switch basically everything on the defensive end with very little downstream consequence. Thus James occupies a massive role, and has taken on a huge amount of interpersonal and leadership responsibility to go with it."

- **Eamonn Brennan**, *The Athletic*
(on Josiah-Jordan James)



SIXTH MAN OF THE YEAR

CANDIDATE **ZAKAI ZEIGLER**

SEC GAMES
9.9 ppg | 2.5 apg | 2.3 spg

Scored in double figures off the bench in 12 of 17 SEC games

Ranks seventh among all Division I players in steal percentage (4.93)

Leads the league in FT percentage during SEC play (.902)

Fourth in the league in steals during SEC play (2.29 spg)



VOLS GETTING TO THE LINE LATELY

- In its 11 games prior to entering SEC play, Tennessee attempted just 13.0 free throws per game. But through 17 conference outings, the Vols are shooting an average of 20.5 free throws per game.
- Guards **Kennedy Chandler** (62), **Zakai Zeigler** (61) and **Santiago Vescovi** (56) lead the team in free-throw attempts during SEC play.

VESCOVI CLUTCH AT THE FREE-THROW LINE IN CRUNCH TIME

- Junior **Santiago Vescovi** has proven to deliver at the free-throw line in crunch time for the Vols.
- For his career, Vescovi is 57 of 63 from the foul line in the final four minutes of regulation and all of overtime. That's a percentage of .905.

POWELL FIRING ON THE CATCH

- Sophomore wing **Justin Powell** has given the Vols additional firepower along the perimeter and has proven adept at getting his shot off in a flash.
- The Vols' seventh-leading scorer (4.0 ppg), Powell has made 37 field goals this season, and more than half of them have been 3-pointers.
- Of Powell's 24 made 3-pointers, 18 (75 percent) have come directly off the catch—no dribble.

SENIOR CITIZEN FULKY SEEKING COMMUNITY SERVICE CREDIT

- 24-year-old super senior **John Fulkerson** was asked after Tennessee's Nov. 26 game against Tennessee Tech about playing alongside four freshmen during the first half of the eventual win.
- Fulkerson's response: **"I'm trying to get community service hours in for babysitting."**
- Fulkerson went on to explain that the four-freshmen lineup made him think back to *his* true freshman season (2016-17), when he and fellow freshmen **Grant Williams**, **Jordan Bone** and **Jordan Bowden** joined senior **Robert Hubbs III** on the court at times.

FULKY PAYING IT FORWARD (\$2,131)

- The day before Tennessee's season-opener, **John Fulkerson** [announced](#) that he'd be using a portion of his NIL earnings to donate \$1 to the Tennessee Fund for every point the team scores this season.
- "My time as a Tennessee student-athlete has been life-changing and everything I could have asked for... This year, I've been very blessed to capitalize on some great NIL opportunities. And those opportunities would have never been possible without the amazing support I've received over the last five-plus years from so many people across the athletics department and campus. This is my way of giving back and saying, 'thank you,' for the incredible support I've received as a Tennessee student-athlete for all these years."

BARNES' VOLS PIN TWO MORE BLUE-BLOOD PELTS TO THE WALL

- Tennessee under head coach **Rick Barnes** has logged several wins over college basketball "blue bloods."
- The list of highly successful programs that have suffered losses to the Vols dating to 2015-16 includes Kentucky (nine times), Kansas, Gonzaga, Purdue, North Carolina and Arizona.
- This season's win over the ranked Tar Heels on Nov. 21 was an emphatic, 17-point triumph. A month later, the Vols dealt No. 6 Arizona their first loss of the season.

VOLS', LADY VOLS' IN 1K CLUB

- Tennessee is one of only 10 Division I schools whose men's and women's basketball programs have both won more than 1,000 games.
- Joining Tennessee in that unique men's/women's 1K club is: Baylor, Georgia, Maryland, Notre Dame, Ohio State, Stanford, Texas, UConn and Western Kentucky.

CHANDLER UP FOR MULTIPLE NATIONAL HONORS

- True freshman point guard **Kennedy Chandler** is one of 15 names on the Naismith Defensive Player of the Year watch list. He is also among 10 finalists for the Bob Cousy Point Guard of the Year Award.
- Chandler has scored (382) or assisted (316) on 33 percent of Tennessee's total points this season (698 of 2,131).
- He is the first Vol since **Josh Richardson** in 2014-15 to total 100 assists and 50 steals in a season.
- Chandler also was the first freshman in Division I this season to total 300 points, 100 assists and 50 steals.

CHANDLER ASSISTING VESCOVI

- In addition to being Tennessee's leading scorer (13.6 ppg), freshman phenom **Kennedy Chandler** also has a team-high 129 assists (4.6 apg).
- Chandler's assists have led directly to 316 points this season, and junior **Santiago Vescovi** has benefited the most, as he has 85 points off Chandler dimes.
- Chandler's presence has allowed Vescovi to play off the ball, a shift from the last two seasons, during which Vescovi served as the Vols' primary ball-handler.
- Vescovi is now averaging career-bests in scoring, rebounding and steals per game.

UPDATE THE RECORDS IN PENCIL

- After the Vols shattered the program record for 3-pointers made (with 17) in their season-opener, it appears that section of the Tennessee records book is one to watch this winter.
- The Tennessee record for 3-point attempts in a game is 50, against North Carolina A&T on Nov. 27, 2007.
- In terms of 3-point *attempts* per game, the most the Vols have *ever* averaged is 25.6 per game in 2006-07. Look for that to be challenged this season; **UT is currently averaging 25.0 3-point attempts per game.**
- During the **Rick Barnes** era, the most 3-point attempts in a game is 40, which was set this year against UT Martin (Nov. 9) and vs. Texas Tech (Dec 7).
- 3-pointers accounted for 27.5 percent of Tennessee's total points last year. *This* season, 35.3 percent of Tennessee's points have come from beyond the arc.

EDGING ARIZONA:

A WIN WITH "SHELF LIFE"

- In the words of ESPN's **Jimmy Dykes**, Tennessee's 77-73 triumph over No. 6 Arizona on Dec. 22 is a win that has "shelf life."
- Arizona entered the showdown in Knoxville boasting the No. 1 scoring offense in Division I at 91.0 ppg, but the Vols were the first team all season to hold the Wildcats to fewer than 80 points.
- Tennessee forced Arizona into turnovers on 22.7 percent of its possessions (17 total). UT also held the Wildcats below 1.0 points per possession (0.97 ppp).
- Arizona scored just 21 points in the first half, its lowest output in any half this season.
- Vols super senior **John Fulkerson** drew 13 fouls in the win. Projected NBA Draft picks **Azuolas Tubelis** and **Christian Koloko** combined for almost as many fouls (9) as points (10).

NUMBERS PROVE TENNESSEE HAS NATION'S MOST PASSIONATE FANS

- Tennessee yet again is on pace to be the only school in America to rank in the top 10 in average home attendance for football, men's basketball and women's basketball.
- In football, the Vols ranked ninth with an average home attendance of 86,386 in 2021.
- In hoops, the Vols and Lady Vols currently rank fifth (17,971) and sixth (7,728), in the NCAA, respectively.

TEAM STAT RANKINGS (SEC & NCAA)

Category Stat	SEC	NCAA	SEC*
Scoring Offense 73.5	5	118	71.6 5
Scoring Defense 63.0	2	28	66.0 1
Scoring Margin +10.5	4	28	+5.6 4
FG Pct. .428	12	252	.414 14
FG Pct. Defense .407	3	41	.414 4
3FG Pct. .346	2	133	.355 3
3FG Pct. Defense .318	8	95	.319 8
Free Throw Pct. .720	10	161	.745 5
Rebounds Per Game 37.4	7	65	36.7 5
Rebound Defense 33.5	3	-	33.3 4
Rebound Margin +3.9	4	75	+3.4 2
Off. Rebs Per Game 12.3	7	28	11.8 7
Def. Rebs Per Game 25.0	7	203	24.9 5
Assists Per Game 16.0	2	27	14.8 2
Assist/Turnover 1.3	2	48	1.1 2
Turnovers Per Game 12.4	5	156	13.5 8
Turnover Margin +3.9	2	17	+1.8 3
Blocks Per Game 4.6	5	43	4.2 5
Steals Per Game 9.6	3	8	9.1 3
Fouls Per Game 16.7	7	180	17.7 -

SEC thru March 4 | NCAA thru March 2

* Conference games only

GAMES STARTED

	Streak	2021-22	Career	SEC
Jonas Aidoo	-	-	-	-
Victor Bailey Jr.	-	4	24	6
Kennedy Chandler	17	28	28	16
Quentin Diboundje	-	-	-	-
John Fulkerson	-	14	76	39
Brandon Huntley-Hatfield	7	7	7	7
Josiah-Jordan James	21	24	67	41
Jahmai Mashack	-	-	-	-
Olivier Nkamhoua	-	22	22	10
Uroš Plavšić	13	15	19	16
Justin Powell	-	1	8	2
Handje Tamba	-	-	-	-
Santiago Vescovi	33	29	71	50
Zakai Zeigler	-	1	1	1

NON-CONFERENCE BREAKDOWN

Team	Current Record	Date/Result
UT Martin	8-22	W, 90-62
ETSU	15-16	W, 94-62
#5 Villanova	22-7	L, 71-53
#18 North Carolina	22-8	W, 89-72
Tennessee Tech	11-20	W, 80-69
Presbyterian	12-20	W, 86-44
Colorado	19-10	W, 69-54
Texas Tech	23-7	L, 57-52
UNC Greensboro	17-13	W, 76-36
USC Upstate	13-15	W, 96-52
Memphis	17-9	Cancelled
#6 Arizona	26-3	W, 77-73
Texas	21-9	L, 52-51

Kennedy Chandler's 27-point outburst in the win at Colorado is the highest scoring output by a Vol this season.



THOMPSON-BOLING ARENA



CAPACITY: **21,678** | OVERALL RECORD IN 35 SEASONS AT THOMPSON-BOLING ARENA: **424-138**

FACILITIES NOTES

ELITE ATTENDANCE

- For each of the last two non-COVID-impacted seasons, **Tennessee finished fourth nationally in average home attendance.** The Vols drew an average of 18,990 fans to 17 games at Thompson-Boling Arena in 2019-20.
- The Vols have ranked among the top 20 in men's college basketball attendance for 16 consecutive years, including nine seasons ranked in the top five nationally.
- Tennessee's total number of season tickets **sold** in 2019-20 (15,500) exceeded the average home **attendance** of all but 11 Division I programs. In other words, before selling any single-game tickets, the Vols were already assured of finishing at least 12th in average home attendance for 2019-20 (they finished fourth).

2021-22 AVERAGE HOME ATTENDANCE LEADERS

1. Syracuse	19,811	6. Creighton	16,524
2. Kentucky	19,338	7. Wisconsin	16,453
3. Arkansas	19,012	8. Kansas	16,247
4. North Carolina	18,536	9. Indiana	15,764
5. Tennessee	17,971	10. Nebraska	15,283

VOLS, LADY VOLS BOAST NCAA's 4th HIGHEST **COMBINED** ATTENDANCE

- The Vols and Lady Vols combined for a total attendance of 461,146 in 2019-20—the most of any school in the country.
- Tennessee ranks fourth in combined hoops attendance *this* season.

2021-22 COMBINED BASKETBALL ATTENDANCE

Rank	School	Total Attendance
1.	Kentucky	409,951
2.	Arkansas	406,467
3.	Iowa State	392,129
4.	Tennessee	377,271
5.	Nebraska	366,688
6.	South Carolina	333,524

LARGEST VENUES & LEGENDS IN THE RAFTERS

LARGEST COLLEGE ARENAS

1. The Carrier Dome (Syracuse)	35,446
2. Greensboro Coliseum (UNC Greensboro)	23,000
3. KFC Yum! Center (Louisville)	22,090
4. Dean Smith Center (North Carolina)	21,750
5. Thompson-Boling Arena (Tennessee)	21,678
6. Capital One Arena (Georgetown)	20,600
7. Rupp Arena (Kentucky)	20,500
8. PNC Arena (NC State)	19,700
9. Bud Walton Arena (Arkansas)	19,368
10. Marriott Center (BYU)	18,987

HOME HOOPS DURING THE BARNES ERA

- The Volunteers own an 93-20 record at Thompson-Boling Arena under the direction of head coach **Rick Barnes.**
- With Barnes on the bench, Tennessee is 46-16 at home against SEC opposition.
- Barnes has led the Vols to a 9-7 home record against AP top-25 opponents.

AVERAGE HOME ATTENDANCE DURING THE BARNES ERA

Season	Average	NCAA Rank
2015-16	14,233	17th
2016-17	13,637	20th
2017-18	16,210	8th
2018-19	19,034	4th
2019-20	18,990	4th
2020-21	4,191 (COVID)	N/A
2021-22	17,971	5th

SEASON TICKETS EXCEED 13K AGAIN

- For the third straight full-capacity season, Tennessee has sold more than 13,000 season tickets.

20,000 STRONG

- Since **Rick Barnes** was named head coach prior to the 2015-16 campaign, Tennessee has played in front of 21 **home** crowds of 20,000 or larger.

A TBA FIRST: THREE STRAIGHT SELLOUTS

- A sellout for Saturday's Arkansas game would give the Vols three consecutive home sellouts for the first time in the history of Thompson-Boling Arena, which opened for the 1987-88 season.

LEGENDS IN THE RAFTERS

RETIRED NUMBERS

Name	No.	Retired on
Ray Mears (coach)	*	March 1, 2006
John Ward (broadcaster)	*	March 1, 2006
Bernard King	53	Feb. 13, 2007
Ernie Grunfeld	22	March 2, 2008
Allan Houston	20	March 6, 2011

RETIRED JERSEYS

Dale Ellis	14	March 1, 2014
------------	----	---------------

* Honored with a personalized banner bearing the "Power T" logo

COMMITMENT TO BASKETBALL

- Prior to the 2007-08 season, UT added a basketball-only practice facility, Pratt Pavilion, which houses two full-size gyms as well as an athletic training room, weight room and film-study room.
- Construction of Pratt Pavilion also marked the beginning of the "first phase" of renovations to Thompson-Boling Arena. This \$19 million phase included the addition of 32 luxury suites located in the north balcony, a loge area just below the suites that includes 166 side court seats, new seats for the entire arena, a \$3 million center-hung scoreboard and concourse refurbishments, such as graphics and other amenities.
- In the "second phase" of Thompson-Boling Arena renovations, the athletics department overhauled the men's and women's basketball offices during the 2010-11 campaign, creating a new and impressive "front door" for both programs.
- New to Thompson-Boling Arena for the 2013-14 season was a 360-degree LED ribbon board that runs along the bottom of the upper deck.
- In March of 2014, Thompson-Boling Arena became the third college basketball arena to install an LED lighting system, which features fixtures that are smaller, brighter, and up to 85 percent more efficient than conventional arena metal halide lights.
- The weight room in Pratt Pavilion was renovated and expanded to 4,350 square feet in the summer of 2016. Additions include a full-court-length stretch of synthetic turf, a custom rubber floor, a 40-foot, steel-reinforced throwing wall, six Keiser Functional Trainers, four TRUEStretch Cages, three custom, 10-foot Power Lift pulley units (ideal for taller student-athletes), seven sets of 90-pound PowerBlocks and a zoned, high-powered stereo system.
- In September 2018, work concluded on a \$5 million locker-room renovation at Thompson-Boling Arena. In addition to the beautifully revamped spaces for the men's and women's teams, the Larry Pratt Basketball Locker Room Complex also includes an athletic training facility featuring world-class hydrotherapy systems.

MISC NOTES

ONE FLY, WE ALL FLY: 15:00 PREGAME APPOINTMENT VIEWING

- Tennessee basketball's newest tradition only dates to the 2018-19 season, but it has become appointment viewing during pregame warmups.
- At approximately the 15:00 mark on the pregame clock, the Vols execute their "One Fly, We All Fly" unified slam dunk.
- Each game's "dunker" is determined by feel—the Vol who is feeling especially bouncy that day is identified. His teammates then begin circling the paint before the dunker explodes toward the rim.
- When the dunker takes flight, so too do each of his teammates. As the ball is slammed and the Vols land in unison, Tennessee fans in attendance let out a roar. The Vols then briefly return to the locker room for final pregame preparations.
- Teams across all levels of basketball across the globe—including multiple NBA teams (even **LeBron** weighed in on Instagram)—have replicated OFWAF, which is believed to have been named by VFL **Admiral Schofield**.

FIVE VOLS DRAFTED SINCE 2019

- Over the last three NBA Drafts, five Tennessee Vols have been selected. That includes three first-round selections.
- Three Vols (**Grant Williams**, **Admiral Schofield** and **Jordan Bone**) were drafted in 2019. And two one-and-done phenoms were selected this past July (**Keon Johnson** and **Jaden Springer**).
- To add context to the "Rick Barnes effect" on Tennessee's talent influx, only six Vols were drafted in the 20 years preceding Barnes' arrival on Rocky Top.

COMPREHENSIVE EXCELLENCE

- Tennessee's men's hoops squad isn't the only team enjoying success on Rocky Top.
- 12 UT teams are currently ranked in the top 25 of their respective sports—with three ranked in the top 10.
- Those teams include men's tennis (No. 1), women's swimming & diving (No. 3), women's soccer (No. 6), men's track & field (No. 11), men's golf (No. 12), men's basketball (No. 13), women's track & field (No. 16), baseball (No. 16), softball (No. 16), men's swimming & diving (No. 17), women's basketball (No. 18) and women's tennis (No. 20).
- The Lady Vols won their second SEC swimming & diving championship in the last three years on Feb. 19.

BARNES' KD CONNECTION PUTS HIM IN RARE MVP COMPANY

- Rick Barnes** is one of only five active college head coaches who has developed an NBA MVP, as **Kevin Durant** was honored as the NBA MVP in 2014.
- The other active head coaches who have produced an NBA MVP are Kentucky's **John Calipari** (**Derrick Rose** [Memphis], 2011), Mississippi State's **Ben Howland** (**Russell Westbrook** [UCLA], 2017), Davidson's **Bob McKillop** (**Steph Curry**, 2015 and 2016) and Santa Clara's **Herb Sendek** (**James Harden** [Arizona State], 2018).

VOLS WELL REPRESENTED IN THE NBA

- Seven Tennessee alums are active in the NBA, including five who were recruited and coached by **Rick Barnes**.
- Forward **Tobias Harris** (2010-11) is a regular starter for the Philadelphia 76ers and is one of the team's top scorers. This is his 11th NBA season.
- Guard **Josh Richardson** (2011-15) transitioned from the Boston Celtics to the San Antonio Spurs in February. Richardson averaged 12.1 points and shot .330 from 3-point range in 59 games last season.
- Now in his third NBA season, forward **Grant Williams** (2016-19) comes off a 2020-21 campaign that saw him average 4.7 points and 2.8 rebounds per game.
- Admiral Schofield** (2015-19) is spending his third NBA season with a new team—the Orlando Magic.
- After being drafted in the first round this summer, one-and-done guards **Keon Johnson** (2020-21) and **Jaden Springer** (2020-21), are in their rookie campaign with the Portland Trailblazers and Philadelphia 76ers, respectively.
- And forward **Yves Pons** (2017-21) used a fantastic NBA Summer League showing with the Memphis Grizzlies to earn a free-agent contract with that franchise.
- New York Knicks Vice President for Player Leadership & Development **Allan Houston** (1989-93) continues to play a key insider's role with the franchise he once starred for. He also serves as GM of the NBA G-League's Westchester Knicks.

VOLS AD WHITE HAS HOOPS DNA

- Tennessee's director of athletics, **Danny White**, played college basketball at both Towson (1998-2000) and Notre Dame (2000-02).
- White's father, **Kevin White**, is a legendary career AD who recently retired following a long career at Duke. Danny's older brother, **Mike White**, played basketball at Ole Miss and is now the head coach at Florida.



LAST THREE GAMES

		Total				3-Point		F-Throw		Rebounds															
#	Player	gp-gs	min	avg	fg-fga	fg%	3fg-fga	3fg%	ft-fa	ft%	off	def	tot	avg	pf	dq	a	to	blk	stl	pts	avg			
01	Kennedy Chandler	3-3	105	35.0	20-37	.541	4-11	.364	8-16	.500	2	9	11	3.7	5	0	10	8	0	7	52	17.3			
30	Josiah-Jordan James	3-3	92	30.7	15-33	.455	7-16	.438	5-6	.833	4	19	23	7.7	13	1	9	2	3	6	42	14.0			
25	Santiago Vescovi	3-3	100	33.3	10-28	.357	9-19	.474	10-10	1.000	2	11	13	4.3	7	0	7	8	3	4	39	13.0			
05	Zakai Zeigler	3-0	71	23.7	5-21	.238	1-9	.111	10-11	.909	0	5	5	1.7	4	0	5	6	0	3	21	7.0			
10	John Fulkerson	3-0	53	17.7	8-17	.471	0-0	.000	3-4	.750	7	5	12	4.0	6	0	4	3	3	1	19	6.3			
02	Brandon Huntley-Half	3-3	55	18.3	5-13	.385	1-3	.333	4-4	1.000	13	6	19	6.3	3	0	1	7	4	0	15	5.0			
33	Uros Plavsic	3-3	42	14.0	4-10	.400	0-0	.000	4-4	1.000	6	14	20	6.7	2	0	2	0	1	3	12	4.0			
12	Victor Bailey Jr.	3-0	34	11.3	5-9	.556	1-1	1.000	0-0	.000	1	2	3	1.0	2	0	0	2	0	2	11	3.7			
00	Jonas Aidoo	3-0	40	13.3	3-16	.188	0-0	.000	5-6	.833	4	8	12	4.0	6	0	0	1	3	0	11	3.7			
15	Jahmai Mashack	1-0	0	0.0	0-0	.000	0-0	.000	0-0	.000	0	0	0	0.0	0	0	0	0	0	0	0	0.0			
24	Justin Powell	2-0	8	4.0	0-0	.000	0-0	.000	0-0	.000	0	1	1	0.5	0	0	0	0	0	0	0	0.0			
	Team										6	8	14					2							
	Total.....	3	600		75-184	.408	23-59	.390	49-61	.803	45	88	133	44.3	48	1	38	39	17	26	222	74.0			
	Opponents.....	3	600		68-175	.389	17-67	.254	38-51	.745	26	67	93	31.0	50	1	39	37	15	22	191	63.7			



RICK BARNES

Head Coach | Seventh Season at Tennessee

CAREER RECORDS

Overall Record: 749-394
Conference Games (regular season): 344-240
Non-Conference Games (regular season): 339-92
Conference Tournament: 38-32
NCAA Tournament: 24-25
Overtime Games: 33-40
One-Point Games: 19-25
vs. AP Top 25: 115-189

VS. CURRENT SEC HEAD COACHES

COACH	All	Tenn	Tex	Clem	Prov	GMU
Calipari, John	11-9	9-7	2-2	-	-	-
Crean, Tom	3-1	3-1	-	-	-	-
Davis, Kermit	3-1	3-1	-	-	-	-
Howland, Ben	11-3	8-2	3-1	-	-	-
Martin, Cuonzo	6-2	5-2	1-0	-	-	-
Martin, Frank	12-8	9-4	3-4	-	-	-
Musselman, Eric	2-2	2-2	-	-	-	-
Oats, Nate	1-3	1-3	-	-	-	-
Pearl, Bruce	5-9	4-7	1-2	-	-	-
Stackhouse, Jerry	6-0	6-0	-	-	-	-
Wade, Will	2-4	2-4	-	-	-	-
White, Mike	8-2	8-2	-	-	-	-
Williams, Buzz	2-1	2-1	-	-	-	-
TOTAL	72-44	63-35	10-9			

vs. BARNES...

Calipari, John	was 1-2 at Memphis; 7-9 at Kentucky
Crean, Tom	is 1-3 at Georgia
Davis, Kermit	is 1-3 at Ole Miss
Howland, Ben	was 1-3 at UCLA; 2-7 at Miss. State
Martin, Cuonzo	was 0-1 at Cal; 2-5 at Missouri
Martin, Frank	was 4-3 at K-State; 4-9 at S. Carolina
Musselman, Eric	is 2-2 at Arkansas
Oats, Nate	is 3-1 at Alabama
Pearl, Bruce	was 2-1 at Tennessee, 7-4 at Auburn
Stackhouse, Jerry	is 0-6 at Vanderbilt
Wade, Will	is 4-2 at LSU
White, Mike	is 2-8 at Florida
Williams, Buzz	is 1-2 at Texas A&M

► COACH BARNES: CAREER BREAKDOWN

Year	School	Overall	Conference	Finish	Postseason	Ranking	RPI/NET
1987-88	George Mason	20-10 .667	9-5 .643	T-2nd		-/-	103
Totals	One Season	20-10 .667	9-5 .643				
1988-89	Providence	18-11 .621	7-9 .438	T-6th	NCAA Tournament First Round	-/-	29
1989-90	Providence	17-12 .586	8-8 .500	T-6th	NCAA Tournament First Round	-/-	36
1990-91	Providence	19-13 .594	7-9 .438	T-7th	NIT Quarterfinals	-/-	53
1991-92	Providence	14-17 .452	6-12 .333	9th		-/-	119
1992-93	Providence	20-13 .606	9-9 .500	T-4th	NIT Semifinals	-/-	41
1993-94	Providence	20-10 .667	10-8 .556	T-4th	NCAA Tournament First Round	-/-	23
Totals	Six Seasons	108-76 .587	47-55 .461				50.2
1994-95	Clemson	15-13 .536	5-11 .313	T-6th	NIT First Round	-/-	33
1995-96	Clemson	18-11 .621	7-9 .438	6th	NCAA Tournament First Round	-/-	44
1996-97	Clemson	23-10 .697	9-7 .563	4th	NCAA Tournament Sweet Sixteen	14/8	39
1997-98	Clemson	18-14 .563	7-9 .438	T-4th	NCAA Tournament First Round	-/-	25
Totals	Four Seasons	74-48 .607	28-36 .438				35.3
1998-99	Texas	19-13 .594	13-3 .813	1st	NCAA Tournament First Round	-/-	45
1999-00	Texas	24-9 .727	13-3 .813	2nd	NCAA Tournament Second Round	15/21	8
2000-01	Texas	25-9 .735	12-4 .750	T-2nd	NCAA Tournament First Round	18/-	13
2001-02	Texas	22-12 .647	10-6 .625	T-3rd	NCAA Tournament Sweet Sixteen	-/T18	15
2002-03	Texas	26-7 .788	13-3 .813	2nd	NCAA Tournament Final Four	5/3	5
2003-04	Texas	25-8 .758	12-4 .750	T-2nd	NCAA Tournament Sweet Sixteen	12/10	9
2004-05	Texas	20-11 .645	9-7 .563	T-5th	NCAA Tournament First Round	-/-	38
2005-06	Texas	30-7 .811	13-3 .813	T-1st	NCAA Tournament Elite Eight	9/9	10
2006-07	Texas	25-10 .714	12-4 .750	3rd	NCAA Tournament Second Round	11/16	26
2007-08	Texas	31-7 .816	13-3 .813	T-1st	NCAA Tournament Elite Eight	7/5	6
2008-09	Texas	23-12 .657	9-7 .563	T-4th	NCAA Tournament Second Round	-/23	38
2009-10	Texas	24-10 .706	9-7 .563	T-6th	NCAA Tournament First Round	-/-	35
2010-11	Texas	28-8 .778	13-3 .813	2nd	NCAA Tournament Third Round	8/16	11
2011-12	Texas	20-14 .588	9-9 .500	6th	NCAA Tournament Second Round	-/-	57
2012-13	Texas	16-18 .471	7-11 .389	7th	CBI Opening Round	-/-	121
2013-14	Texas	24-11 .686	11-7 .611	T-3rd	NCAA Tournament Third Round	-/-	41
2014-15	Texas	20-14 .588	8-10 .444	T-6th	NCAA Tournament Second Round	-/-	51
Totals	17 Seasons	402-180 .691	186-95 .662				31.1
2015-16	Tennessee	15-19 .441	6-12 .333	12th		-/-	142
2016-17	Tennessee	16-16 .500	8-10 .444	9th		-/-	80
2017-18	Tennessee	26-9 .743	13-5 .722	T-1st	NCAA Tournament Second Round	13/16	10
2018-19	Tennessee	31-6 .838	15-3 .833	T-2nd	NCAA Tournament Sweet Sixteen	6/5	9
2019-20	Tennessee	17-14 .548	9-9 .500	8th	Postseason cancelled due to COVID-19	-/-	63
2020-21	Tennessee	18-8 .692	10-7 .588	4th	NCAA Tournament	-/-	13
2021-22	Tennessee	22-7 .759	13-4 .765				
Totals	7 Seasons	145-80 .644	74-50 .597				53.8
OVERALL	35 Seasons	749-394 .655	344-240 .589				41.1

20-WIN SEASONS - ACTIVE HEAD COACHES

RANK	COACH	20-WIN SEASONS
1	Mike Krzyzewski	37
2	Jim Boeheim	34
3	Bob Huggins	28
4	John Calipari	26
5	Bill Self	25
T-6	Dana Altman	23
T-6	Mark Few	23
T-8	Rick Barnes	22
T-8	Rick Pitino	22

through March 2

DIVISION I WINS - ACTIVE HEAD COACHES

RANK	COACH	SCHOOL	WINS
1	Mike Krzyzewski	Duke	1,196
2	Jim Boeheim	Syracuse	997
3	Bob Huggins	West Virginia	843
4	Cliff Ellis	Coastal Carolina	814
5	John Calipari	Kentucky	766
6	Bill Self	Kansas	752
7	Rick Barnes	Tennessee	749
8	Dana Altman	Oregon	708
9	Rick Pitino	Iona	683
10	Jim Larrañaga	Miami (Fla.)	664
11	Tom Izzo	Michigan State	662
12	Mark Few	Gonzaga	654
13	Jay Wright	Villanova	634
14	Bob McKillop	Davidson	632

through March 2

NCAA TOURNAMENTS - ACTIVE SEC COACHES

RANK	COACH	SCHOOL	BERTHS
1	Rick Barnes	Tennessee	25
2	John Calipari	Kentucky	18
3	Ben Howland	Mississippi St.	11
4	Bruce Pearl	Auburn	10
5	Tom Crean	Georgia	9
6	Buzz Williams	Texas A&M	8
7	Kermit Davis	Ole Miss	6
8	Frank Martin	South Carolina	5
T-9	Cuonzo Martin	Missouri	4
T-9	Eric Musselman	Arkansas	4
T-9	Nate Oats	Alabama	4
T-9	Will Wade	LSU	4
T-9	Michael White	Florida	4
14	Jerry Stackhouse	Vanderbilt	0

through 2020-21 season

NCAA TOURNAMENT WINS - ACTIVE SEC COACHES

RANK	COACH	SCHOOL	WINS
1	John Calipari	Kentucky	46
2	Rick Barnes	Tennessee	24
3	Ben Howland	Mississippi State	19
4	Bruce Pearl	Auburn	15
5	Tom Crean	Georgia	11
T-6	Frank Martin	South Carolina	10
T-6	Buzz Williams	Texas A&M	10
8	Michael White	Florida	7
9	Eric Musselman	Arkansas	6
10	Nate Oats	Alabama	5
11	Cuonzo Martin	Missouri	4
12	Will Wade	LSU	3
13	Kermit Davis	Ole Miss	2
14	Jerry Stackhouse	Vanderbilt	0

through 2020-21 season

BARNES 16th ON DIVISION I WINS LIST

- In December of 2019, **Rick Barnes** became the 22nd all-time men's head coach to log 700 Division I victories.
- Barnes currently ranks 16th on the all-time Division I list with 749 wins.
- Barnes ranks seventh among *active* coaches (see chart on the left).

UNDER BARNES, VOLS ARE 93-31 AS AN AP-RANKED TEAM

- Tennessee has played 124 games as a ranked team (AP poll) under head coach **Rick Barnes**, and the Vols are 93-31 (.750) in those contests.

RACKING UP TOP-FIVE WINS

- Tennessee has defeated five AP top-five foes during the **Rick Barnes** era, including two this February.

DATE	OPPONENT	SITE	SCORE
Jan. 24, 2017	#4 Kentucky	Knoxville	W, 82-80
Dec. 9, 2018	#1 Gonzaga	Phoenix	W, 76-73
March 2, 2019	#4 Kentucky	Knoxville	W, 71-52
March 16, 2019	#4 Kentucky	Nashville	W, 82-78
Feb. 15, 2022	#4 Kentucky	Knoxville	W, 76-63
Feb. 26, 2022	#3 Auburn	Knoxville	W, 67-62

CONTEXTUALIZING TENNESSEE'S SUCCESS VS. UK UNDER BARNES

- From 1995-2015—a period that spanned the tenures of six UT head coaches—Tennessee's record against Kentucky was a combined 9-33, including a 7-26 mark against *ranked* UK squads.
- The Vols under **Rick Barnes** are 9-7 vs. Kentucky over just seven seasons, with an 8-5 record against ranked UK teams.
- For four of UT's Barnes-era wins over the Wildcats, Kentucky was ranked No. 4 in the AP Top 25.

TOP SPOT: BARNES IS ONE OF SIX

- Rick Barnes** guided Tennessee to four straight weeks at No. 1 in 2019. He had previously led Texas to the No. 1 ranking for two weeks in January 2010.
- He is one of seven coaches ever to lead multiple schools to a No. 1 ranking, joined by **John Calipari**, **Frank McGuire**, **Bruce Pearl**, **Rick Pitino**, **Eddie Sutton** and **Roy Williams**.



FOLLOW THE TEAM

Keep up with the Vols on Twitter:

@JOnasAid00 - Jonas Aidoo, Forward
 @vbailey_ballis1 - Victor Bailey Jr., Guard
 @KChandler_1 - Kennedy Chandler, Guard
 @qdiboundje - Quentin Diboundje, Guard
 @fulkerson_john - John Fulkerson, Forward
 @kgilbert799 - Kent Gilbert, Guard
 @RealGupaveli - Brandon Huntley-Hatfield, Forward
 @jjjames30 - Josiah-Jordan James, Guard
 @brockjancek - Brock Jancek, Forward
 @JahmaiM - Jahmai Mashack, Guard
 @olivier_rn - Olivier Nkamhoua, Forward
 @urosp34 - Uroš Plavšić, Forward
 @jtpowell241 - Justin Powell, Guard
 @isaiahsulack - Isaiah Sulack, Guard
 @HandjeTamba - Handje Tamba, Forward
 @Realzakaiz - Zakai Zeigler - Guard

See player bio pages for Instagram handles.



FOLLOW THE BEAT

Here is a list of reporters who regularly cover the Tennessee basketball beat and tweet about the Vols:

@cdortch - Chris Dortch, Blue Ribbon
 @vinesports - Vince Ferrara, The Sports Animal
 @jimmyhyams - Jimmy Hyams, Sports Animal WNML
 @josh_lane20 - Josh Lane, The Daily Beacon
 @volquest_rob - Rob Lewis, Volquest.com
 @benmckee14 - Ben McKee, Volquest.com
 @troy_provost - Troy Provost-Heron, Maryville Daily Times
 @grantramey - Grant Ramey, GoVols247.com
 @wesrucker247 - Wes Rucker, GoVols247.com
 @wvltrick - Rick Russo, WVLT-TV
 @deacon_schiele - David Schiele, WBIR-TV
 @rschump00 - Ryan Schumpert, RockyTopInsider.com
 @kellyannestitts - Kellyanne Stitts, WATE-TV
 @ethanstone23 - Ethan Stone, The Daily Beacon
 @teresamwalker - Teresa Walker, Associated Press
 @treywallace_ - Trey Wallace, Outkick.com
 @josh_ward - Josh Ward, Sports Animal WNML
 @bymikewilson - Mike Wilson, Knoxville News Sentinel

► BARNES vs. THE SEC

vs. Southeastern Conference: 134-80

OPPONENT	All	Tenn	Tex	Clem	Prov	GMU
Alabama	3-6	3-5	-	-	0-1	-
Arkansas	7-7	4-6	3-1	-	-	-
Auburn	4-7	4-7	-	-	-	-
Florida	8-2	8-2	-	-	-	-
Georgia	5-7	4-5	1-1	0-1	-	-
Kentucky	10-9	9-7	0-1	1-1	-	-
LSU	4-9	3-6	1-3	-	-	-
Ole Miss	6-3	6-3	-	-	-	-
Mississippi State	11-2	8-2	3-0	-	-	-
Missouri	17-10	6-3	10-7	1-0	-	-
South Carolina	14-4	9-4	-	4-0	1-0	-
Tennessee	2-2	-	2-2	-	-	-
Texas A&M	30-9	5-2	23-7	2-0	-	-
Vanderbilt	13-3	12-3	1-0	-	-	-



RICK BARNES: WHERE & WHEN

Home: 469-95 November: 121-33
 Away: 170-198 December: 182-53
 Neutral: 110-101 January: 179-114
 at TBA: 93-21* February: 161-113
 *one loss with Texas March: 106-80
 April: 0-1

ON THE BENCH



MICHAEL SCHWARTZ

Associate Head Coach • Texas, 1999

- Sixth season at Tennessee; played two years under Barnes at Texas and was a member of the 1999 Big 12 Championship team (then became a GA on Texas' staff).
- In 2019, Schwartz earned feature placement on *The Athletic's* list of the nation's top 25 up-and-coming college basketball coaches.
- Since the 2017-18 campaign, Schwartz has served as Tennessee's "defensive coordinator."
- No stranger to the Southeast and East Coast, Schwartz spent six years on staff at Miami (Fla.) in the ACC.



JUSTIN GAINNEY

Assistant Coach • NC State, 2000

- Gainey, who boasts 15 years of Division I coaching and administrative experience, is in first season on the Tennessee staff after joining the program in April 2021.
- Immediately prior to coming to Tennessee, Gainey spent the 2020-21 season as the associate head coach at Marquette; he also coached at Marquette from 2014-17.
- In between his stints in Milwaukee, Gainey was an assistant coach at Santa Clara in 2017-18 and Arizona from 2018-20.
- A native of High Point, North Carolina, was a standout point guard at NC State from 1996-2000 (giving some of Rick Barnes' Clemson squads fits).



ROD CLARK

Assistant Coach • Lindsey Wilson College (Ky.), 2015

- Clark, a young and energetic rising star in the profession at age 28, is in just his third season as a collegiate assistant in 2021-22 and his first at Tennessee.
- A native of Kansas City, Missouri, Clark spent the 2020-21 season as an assistant coach at Austin Peay State University in Clarksville, Tennessee.
- His first stop as a collegiate coach came in the Horizon League as an assistant coach at the University of Illinois at Chicago in 2019-20.
- From 2017-19, Clark honed his coaching skills as the top assistant coach at Sunrise Christian Academy in Kansas—a national prep basketball powerhouse.



GARRETT MEDENWALD

Director of Sports Performance • Wisconsin-Whitewater, 2013

- Seventh season at Tennessee; he had three previous years of experience working alongside head coach Rick Barnes at Texas from 2012-15.
- As a football running back at UW-Whitewater, he helped lead the Warhawks to back-to-back national championships in 2010 and 2011.
- An elite powerlifter, Medenwald was a national qualifier in Olympic weightlifting and was a coach and co-founder of the UW-Whitewater Olympic Lifting Club.
- Native of Green Bay, Wisconsin (lifelong Green Bay Packers fan).



CHAD NEWMAN

Athletic Trainer • Tennessee, 1994

- 26th season with the Tennessee basketball program.
- Under his care, the Vols have advanced to postseason play 16 times, including 12 NCAA Tournament berths and six Sweet Sixteen appearances.
- 2009 Tennessee Athletic Trainer's Society (TATS) Athletic Trainer of the Year.
- Native of Chattanooga, Tennessee



BRYAN LENTZ

Director of Player Development • Lenoir-Rhyne, 2000

- Fourth season at Tennessee; is a North Carolina native.
- Had four previous years of experience as a member of Rick Barnes' basketball staff at Texas.
- His father, John Lentz, was a legendary head coach at Lenoir-Rhyne College in Hickory, N.C., and was Barnes' roommate during college.
- Spent the 2014-18 seasons as an assistant coach at Appalachian State University in Boone, N.C.



MARY-CARTER EGGERT

Director of Basketball Operations • Tennessee, 2011

- A two-time Tennessee graduate, Eggert is in her seventh season working in the lead basketball operations role.
- As one of very few women currently holding the role of director of basketball operations with a men's program at a major-conference school.
- Spent three years on UT's media relations staff, working closely with the Tennessee football program from 2012 to 2014.
- Native of Richmond, Virginia



LUKE SCHAPKER

Video Coordinator • Bowling Green, 2018

- Schapker is in his fourth year with the Tennessee basketball program in 2021-22 after first joining the program as a graduate manager in 2018.
- He spent four years as a men's basketball student manager at Bowling Green State University in Ohio.
- Schapker was the head manager during the final three years of his four-year tenure with the BGSU program.
- He earned a master's degree in Sport Management from Tennessee in 2020.



KEN McDONALD

Director of Student-Athlete Development • Providence, 1992

- The 2021-22 season marks McDonald's 11th season on staff with Rick Barnes and his third season on Barnes' staff at Tennessee.
- Their relationship dates to McDonald's collegiate playing career on Barnes' Providence teams from 1990-92.
- McDonald's career on the bench includes 27 years of extensive coaching experience at the collegiate, professional and international level.
- Was the head coach at Western Kentucky from 2008-12; also was head coach of the G League's Austin Spurs from 2013-17.



JONAS AIDOO

FR Forward | 6-11 | 234 | Journalism & Electronic Media
Durham, North Carolina | Liberty Heights Athletic Institute



Last name pronounced: AY-doo

- Has earned minutes in each of Tennessee's seven games since Olivier Nkamhoua was sidelined due to injury.
- Scored a season-high-tying five points at Georgia (3/1/22) on 2-for-4 shooting, also pulling down two rebounds.
- In a season-high 23 minutes at Missouri (2/22/22), had five points, five rebounds and three blocks.
- Scored four points and grabbed six rebounds at Arkansas (2/19/22).
- Played a large role in the win over #4 Kentucky (2/15/22), setting season-highs in minutes (18), points (5), rebounds (7) and blocks (3); two of those blocks were on attempts by SEC POY candidate Oscar Tshiebwe.
- Played a then-season-high 12 minutes at Mississippi State (2/9/22), scoring two points and grabbing four rebounds.
- Was sidelined multiple weeks in October with an illness.
- Boasts the longest wingspan on the team at 7'5.5", and his standing reach extends to 9'4", second-highest on the squad.
- Was rated as high as No. 21 nationally in the Class of 2021 by Rivals.com, and he was tabbed as the top prospect in the state of North Carolina by the 247sports.com composite.
- Enrolled at UT with more than 400,000 followers and close to nine million "likes" on TikTok (@jonasaidoo).

SEASON/CAREER BESTS

POINTS

Season 5 (3x), last at Georgia (3/1/22)
Career Same

REBOUNDS

Season 7 vs. Kentucky (2/15/22)
Career Same

ASSISTS

Season 1 (2x), last vs. Kentucky (2/15/22)
Career Same

BLOCKS

Season 3 (2x), last at Missouri (2/22/22)
Career Same

STEALS

Season 1 (2x), last vs. USC Upstate (12/14/21)
Career Same

MINUTES

Season 23:07 at Missouri (2/22/22)
Career Same

FIELD GOALS MADE

Season 2 (3x), last at Georgia (3/1/22)
Career Same

FIELD GOALS ATTEMPTED

Season 8 at Missouri (2/22/22)
Career Same

3-PT. FIELD GOALS MADE

Season -
Career -

3-PT. FIELD GOALS ATTEMPTED

Season -
Career -

FREE THROWS MADE

Season 3 at Missouri (2/22/22)
Career Same

FREE THROWS ATTEMPTED

Season 3 at Missouri (2/22/22)
Career Same

2021-22 GAME-BY-GAME STATS

OPPONENT	DATE	St	MIN	FG-FGA	PCT	3FG-FGA	PCT	FT-FTA	PCT	OFF DEF TOT	PF	A	T/O	BLK	STL	PTS
UT Martin	11/9/21							DNP								
ETSU	11/14/21	-	2	0-0	.000	0-0	.000	0-0	.000	0 0 0	0	0	0	0	0	0
vs. Villanova	11/20/21	-	2	0-1	.000	0-0	.000	0-0	.000	0 0 0	0	0	0	0	0	0
vs. North Carolina	11/21/21	-	1	0-0	.000	0-0	.000	0-0	.000	0 0 0	0	0	0	0	0	0
Tennessee Tech	11/26/21							ILLNESS								
Presbyterian	11/30/21	-	5	1-1	1.000	0-0	.000	0-0	.000	1 0 1	0	1	0	0	1	2
at Colorado	12/4/21							DNP								
vs. Texas Tech	12/7/21							DNP								
UNC Greensboro	12/11/21							INJ								
USC Upstate	12/14/21	-	3	0-0	.000	0-0	.000	2-2	1.000	0 0 0	0	0	0	0	1	2
Arizona	12/22/21							DNP								
at Alabama	12/29/21							DNP								
Ole Miss	1/5/22							DNP								
at LSU	1/8/22							DNP								
South Carolina	1/11/22							DNP								
at Kentucky	1/15/22							DNP								
at Vanderbilt	1/18/22							DNP								
LSU	1/22/22							DNP								
Florida	1/26/22							DNP								
at Texas	1/29/22							DNP								
Texas A&M	2/1/22							DNP								
at South Carolina	2/5/22	-	2	0-0	.000	0-0	.000	0-0	.000	0 0 0	0	0	0	0	0	0
at Miss. State	2/9/22	-	12	1-3	.333	0-0	.000	0-0	.000	3 1 4	3	0	0	0	0	2
Vanderbilt	2/12/22	-	4	1-1	1.000	0-0	.000	0-0	.000	1 0 1	0	0	0	0	0	2
Kentucky	2/15/22	-	18	2-3	.667	0-0	.000	1-1	1.000	3 4 7	1	1	1	1	3	5
at Arkansas	2/19/22	-	17	2-3	.667	0-0	.000	0-0	.000	3 3 6	1	0	2	0	0	4
at Missouri	2/22/22	-	23	1-8	.125	0-0	.000	3-3	1.000	1 4 5	2	0	1	3	0	5
Auburn	2/26/22	-	8	0-4	.000	0-0	.000	1-2	.500	3 2 5	1	0	0	0	0	1
at Georgia	3/1/22	-	9	2-4	.500	0-0	.000	1-1	1.000	0 2 2	3	0	0	0	0	5
Arkansas	3/5/22															

PRODUCTION TRACKER

	This Season
Scored 5+ Points	3
Scored 10+ Points	-
Had 5+ Rebounds	4
Led the Vols in Rebounding	-
Had 3+ Offensive Rebounds	4
Had a Double-Double	-
Had Multiple Assists	-
Had Multiple Steals	-
Had Multiple Blocks	2
Had a Positive Assist/TO Ratio	1
Drew Multiple Charges	-



CAREER STATS

	GP-GS	Min	Avg	FG-A	Pct	3FG-A	Pct	FT-A	Pct	Off-Def-Rebs	Avg	PF-FO	Ast	TO	Blk	Stl	Pts	Avg
2021-22	13-0	106	8.2	10-28	.357	0-0	.000	8-9	.889	15-16-31	2.4	11-0	2	4	6	2	28	2.2
TOTAL	13-0	106	8.2	10-28	.357	0-0	.000	8-9	.889	15-16-31	2.4	11-0	2	4	6	2	28	2.2

12 VICTOR BAILEY JR.

SR Guard | 6-4 | 182 | Political Science
Austin, Texas | University of Oregon



VOLScholar



SEASON/CAREER BESTS

POINTS

Season 14 vs. Presbyterian (11/30/21)
Career 29 vs. South Carolina (2/17/21)

REBOUNDS

Season 6 vs. Texas Tech (12/7/21)
Career 7 vs. Alabama (1/2/21)

ASSISTS

Season 3 vs. UT Martin (11/9/21)
Career 4 (3x), last vs. South Carolina (2/17/21)

BLOCKS

Season 1 (2x), last vs. Texas Tech (12/7/21)
Career 2 vs. Ball State (11/19/17)

STEALS

Season 3 vs. ETSU (11/14/21)
Career 3 (4x), last vs. ETSU (11/14/21)

MINUTES

Season 23:11 vs. Villanova (11/20/21)
Career 35:26 vs. Kentucky (2/20/21)

FIELD GOALS MADE

Season 5 at Missouri (2/22/22)
Career 9 vs. South Carolina (2/17/21)

FIELD GOALS ATTEMPTED

Season 8 (4x), last at Missouri (2/22/22)
Career 18 vs. UCLA (1/10/19)

3-PT. FIELD GOALS MADE

Season 4 vs. Presbyterian (11/30/21)
Career 7 (2x), last vs. South Carolina (2/17/21)

3-PT. FIELD GOALS ATTEMPTED

Season 8 vs. Presbyterian (11/30/21)
Career 10 (2x), last vs. South Carolina (2/17/21)

FREE THROWS MADE

Season 2 (3x), last at LSU (1/8/22)
Career 8 vs. Alabama (1/2/21)

FREE THROWS ATTEMPTED

Season 3 at LSU (1/8/22)
Career 9 vs. Alabama (1/2/21)

@VICTOR_BAILEY10

- Completed his degree in Political Science in May of 2021.
- Is 110 points shy of scoring his 1,000th Division I point. He scored 513 points during his two seasons at Oregon.
- Scored an SEC season-high 11 points at Missouri (2/22/22) on 5-for-8 shooting.
- Recorded the game-tying basket with 1:23 remaining at Texas (1/29/22) with an offensive rebound and tip-in layup. Also posted two assists and three rebounds in 16 minutes off of the bench.
- Scored seven points in 20 minutes off the bench in the SEC opener at Alabama (12/29/21).
- Shot 4-for-8 from beyond the arc against Presbyterian (11/30/21), scoring 14 points in 18 minutes.
- Scored nine points on 4-of-6 shooting while also tying a career high in steals with three vs. ETSU (11/14/21).
- Possesses extraordinary drive to become a "complete" player.
- Has vastly improved as an on-ball defender—described by coaches as "disruptive" on the ball.
- Was Tennessee's third-leading scorer overall (10.9 ppg) and in SEC play (10.8 ppg) last season.
- Scored 15 or more points a team-high eight times last year and was UT's top scorer a team-high nine times.

2021-22 GAME-BY-GAME STATS

OPPONENT	DATE	St	MIN	FG-FGA	PCT	3FG-FGA	PCT	FT-FTA	PCT	OFF DEF TOT	PF	A	T/O	BLK	STL	PTS
UT Martin	11/9/21	-	17	2-8	.250	2-7	.286	0-0	.000	2 0 2	0	3	0	0	1	6
ETSU	11/14/21	-	21	4-6	.667	1-2	.500	0-0	.000	0 1 1	3	2	0	1	3	9
vs. Villanova	11/20/21	-	23	1-5	.200	0-4	.000	0-0	.000	0 0 0	0	0	1	0	0	2
vs. North Carolina	11/21/21	-	6	1-4	.250	0-1	.000	0-0	.000	0 1 1	0	0	0	0	1	2
Tennessee Tech	11/26/21	g	19	1-5	.200	0-3	.000	0-0	.000	0 1 1	1	1	1	0	0	2
Presbyterian	11/30/21	g	18	4-8	.500	4-8	.500	2-2	1.000	0 0 0	0	1	1	0	0	14
at Colorado	12/4/21	g	14	0-0	.000	0-0	.000	0-0	.000	0 0 0	1	0	0	0	0	0
vs. Texas Tech	12/7/21	g	20	1-6	.167	1-6	.167	0-1	.000	1 5 6	2	0	0	1	0	3
UNC Greensboro	12/11/21	-	14	2-6	.333	1-5	.200	0-0	.000	0 1 1	1	1	1	0	0	5
USC Upstate	12/14/21	-	10	3-8	.375	0-3	.000	0-0	.000	0 1 1	1	0	0	0	0	6
Arizona	12/22/21	-	1	0-0	.000	0-0	.000	0-0	.000	0 0 0	0	0	0	0	0	0
at Alabama	12/29/21	-	20	2-7	.286	1-4	.250	2-2	1.000	1 0 1	4	1	0	0	0	7
Ole Miss	1/5/22	-	2	0-3	.000	0-2	.000	0-0	.000	0 0 0	0	0	0	0	1	0
at LSU	1/8/22	-	8	0-2	.000	0-1	.000	2-3	.667	0 0 0	0	0	0	0	0	2
South Carolina	1/11/22	-	8	2-5	.400	1-3	.333	1-2	.500	0 0 0	1	0	0	0	0	6
at Kentucky	1/15/22	-	8	0-2	.000	0-0	.000	0-0	.000	1 0 1	0	1	0	0	0	0
at Vanderbilt	1/18/22	-	2	0-1	.000	0-1	.000	0-1	.000	0 0 0	0	0	0	0	0	0
LSU	1/22/22								DNP							
Florida	1/26/22	-	2	0-1	.000	0-1	.000	0-1	.000	1 0 1	0	0	0	0	0	0
at Texas	1/29/22	-	16	1-1	1.000	0-0	.000	0-0	.000	1 2 3	0	2	0	0	0	2
Texas A&M	2/1/22	-	7	2-2	1.000	0-0	.000	1-2	.500	1 0 1	1	0	1	0	0	5
at South Carolina	2/5/22	-	5	0-0	.000	0-0	.000	0-0	.000	1 1 2	1	0	0	0	0	0
at Miss. State	2/9/22	-	1	0-0	.000	0-0	.000	0-0	.000	0 0 0	0	0	0	0	0	0
Vanderbilt	2/12/22	-	8	0-1	.000	0-0	.000	1-2	.500	0 0 0	0	0	0	0	1	1
Kentucky	2/15/22	-	4	0-0	.000	0-0	.000	0-0	.000	0 0 0	0	0	0	0	0	0
at Arkansas	2/19/22	-	6	0-1	.000	0-0	.000	0-0	.000	0 2 2	2	0	1	0	0	0
at Missouri	2/22/22	-	18	5-8	.625	1-1	1.000	0-0	.000	0 1 1	1	0	1	0	1	11
Auburn	2/26/22	-	5	0-0	.000	0-0	.000	0-0	.000	0 0 0	0	0	0	0	0	0
at Georgia	3/1/22	-	11	0-1	.000	0-0	.000	0-0	.000	1 1 2	1	0	1	0	1	0
Arkansas	3/5/22															

PRODUCTION TRACKER

	Last Season	This Season	Career
Scored 10+ Points	13	2	39
Scored 20+ Points	2	-	4
Led the Vols in Scoring	9	-	9
Had 5+ Assists	-	-	-
Led the Vols in Assists	3	-	3
Had Multiple Steals	3	1	13
Had 3+ Steals	1	1	5
Made Multiple 3-Pointers	12	2	35
Made 4+ 3-Pointers	3	1	8
Had a Positive Assist/TO Ratio	14	5	41



CAREER STATS

	GP-GS	Min	Avg	FG-A	Pct	3FG-A	Pct	FT-A	Pct	Off-Def-Rebs	Avg	PF-FO	Ast	TO	Blk	Stl	Pts	Avg
2017-18	36-0	597	16.6	81-194	.418	32-88	.364	47-54	.870	21-41-62	1.7	42-1	31	29	4	15	241	6.7
2018-19	37-8	708	19.1	92-223	.413	47-118	.398	41-45	.911	16-58-74	2.0	41-0	34	31	0	24	272	7.4
2019-20																		
2020-21	27-12	666	24.7	97-241	.402	47-139	.338	53-64	.828	14-41-55	2.0	46-1	44	31	4	15	294	10.9
2021-22	28-4	294	10.5	31-91	.341	12-52	.231	9-16	.563	10-17-27	1.0	20-0	12	8	2	9	83	3.0
TOTAL	128-24	2265	17.7	301-749	.402	138-397	.348	150-179	.838	61-157-218	1.7	149-2	121	99	10	63	890	7.0

1 KENNEDY CHANDLER

FR Guard | 6-0 | 171 | Communication Studies
Memphis, Tennessee | Sunrise Christian Academy (Kan.)

SEASON/CAREER BESTS

POINTS

Season 27 at Colorado (12/4/21)
Career Same

REBOUNDS

Season 8 at Missouri (2/22/22)
Career Same

ASSISTS

Season 10 (2x), last at South Carolina (2/5/22)
Career Same

BLOCKS

Season 2 at Arkansas (2/19/22)
Career Same

STEALS

Season 7 vs. Presbyterian (11/30/21)
Career Same

MINUTES

Season 39:01 vs. Texas Tech (12/7/21)
Career Same

FIELD GOALS MADE

Season 13 at Colorado (12/4/21)
Career Same

FIELD GOALS ATTEMPTED

Season 20 at Colorado (12/4/21)
Career Same

3-PT. FIELD GOALS MADE

Season 4 vs. UT Martin (11/9/21)
Career Same

3-PT. FIELD GOALS ATTEMPTED

Season 6 at Colorado (12/4/21)
Career Same

FREE THROWS MADE

Season 6 (2x), last vs. Florida (1/26/22)
Career Same

FREE THROWS ATTEMPTED

Season 10 at LSU (1/8/22)
Career Same

CAREER STATS

	GP-GS	Min	Avg	FG-A	Pct	3FG-A	Pct	FT-A	Pct	Off-Def-Rebs	Avg	PF-FO	Ast	TO	Blk	Stl	Pts	Avg
2021-22	28-28	859	30.7	147-327	.450	34-103	.330	54-86	.628	19-72-91	3.3	56-0	129	74	8	64	382	13.6
TOTAL	28-28	859	30.7	147-327	.450	34-103	.330	54-86	.628	19-72-91	3.3	56-0	129	74	8	64	382	13.6

@KENNEDYYY | Naismith Defensive Player of the Year Watch List (1 of 15) | Bob Cousy Point Guard of the Year Top 10 Finalist

- Has totaled four or more steals in eight different games this season, including a school-record-tying seven.
- Among Division I true freshmen, his 2.3 steals per game rank second, while his 4.6 assists per game rank fifth.
- Among all SEC players, leads the league in overall steals (2.3 spg) and ranks fourth in assists (4.6 apg).
- Also ranks seventh in the SEC in field-goal percentage (.450)—fourth amongst SEC guards.
- Posted a dominant showing at Missouri (2/22/22) with 23 points on 9-for-12 shooting, a career-high eight rebounds, six assists and zero turnovers in a team-high 37 minutes.
- In the win over #4 Kentucky (2/15/22), scored 17 points, made three 3-pointers, had six assists and no turnovers in a team-high 36 minutes.
- Registered team-high-tying marks of 18 points and five steals at Mississippi State (2/9/22), also grabbing five rebounds.
- Scored a career-high 27 points at Colorado (12/4/21) on 13-for-20 shooting in 36 minutes played. His 13 made field goals were the most by a Vol in a single game since Feb. 19, 2013.
- Tied the program record with seven steals against Presbyterian (11/30/21) with 15 points and seven assists.
- A consensus five-star prospect, he was rated by ESPN as the nation's top point guard in the Class of 2021.

2021-22 GAME-BY-GAME STATS

OPPONENT	DATE	St	MIN	FG-FGA	PCT	3FG-FGA	PCT	FT-FTA	PCT	OFF DEF TOT	PF	A	T/O	BLK	STL	PTS	
UT Martin	11/9/21	g	22	7-10	.700	4-4	1.000	2-2	1.000	1 0 1	0	4	3	0	0	20	
ETSU	11/14/21	g	26	6-9	.667	2-3	.667	2-2	1.000	1 4 5	2	6	1	1	3	16	
vs. Villanova	11/20/21	g	25	1-9	.111	0-2	.000	4-4	1.000	0 3 3	3	2	3	1	0	6	
vs. North Carolina	11/21/21	g	32	6-13	.462	2-3	.667	0-0	.000	0 5 5	2	8	2	1	1	14	
Tennessee Tech	11/26/21	g	34	6-13	.462	1-4	.250	2-2	1.000	0 2 2	0	4	4	1	5	15	
Presbyterian	11/30/21	g	26	7-14	.500	1-4	.250	0-0	.000	0 1 1	1	7	0	1	7	15	
at Colorado	12/4/21	g	36	13-20	.650	1-6	.167	0-2	.000	0 3 3	3	2	2	0	1	27	
vs. Texas Tech	12/7/21	g	39	4-13	.308	1-5	.200	0-1	.000	1 2 3	4	5	5	0	0	9	
UNC Greensboro	12/11/21	g	27	2-9	.222	1-4	.250	4-4	1.000	2 0 2	0	6	1	0	1	9	
USC Upstate	12/14/21	g	25	6-11	.545	3-5	.600	0-1	.000	1 4 5	1	10	1	0	1	15	
Arizona	12/22/21	g	34	2-14	.143	0-3	.000	4-6	.667	1 2 3	2	4	2	0	3	8	
at Alabama	12/29/21							ILLNESS									
Ole Miss	1/5/22	g	28	3-8	.375	0-4	.000	0-0	.000	0 2 2	2	7	5	0	4	6	
at LSU	1/8/22	g	37	6-12	.500	1-3	.333	6-10	.600	1 3 4	3	3	6	0	4	19	
South Carolina	1/11/22	g	25	2-7	.286	1-2	.500	3-8	.375	1 4 5	0	3	1	0	2	8	
at Kentucky	1/15/22	g	30	7-11	.636	2-4	.500	1-4	.250	0 3 3	4	3	3	0	2	17	
at Vanderbilt	1/18/22	g	31	6-13	.462	0-4	.000	1-1	1.000	2 2 4	4	4	5	1	5	13	
LSU	1/22/22	g	32	4-13	.308	1-5	.200	0-1	.000	0 2 2	3	6	1	0	0	9	
Florida	1/26/22	g	30	5-13	.385	1-3	.333	6-6	1.000	1 0 1	3	5	3	0	0	17	
at Texas	1/29/22	g	30	4-11	.364	0-2	.000	0-0	.000	2 0 2	0	0	3	0	4	8	
Texas A&M	2/1/22	g	30	5-11	.455	1-4	.250	5-6	.833	0 2 2	3	7	4	0	3	16	
at South Carolina	2/5/22	g	33	4-11	.364	2-3	.667	1-2	.500	0 3 3	2	10	1	0	3	11	
at Miss. State	2/9/22	g	34	8-13	.615	1-3	.333	1-2	.500	2 3 5	1	3	4	0	5	18	
Vanderbilt	2/12/22	g	24	3-8	.375	0-2	.000	0-2	.000	1 5 6	4	2	4	0	0	6	
Kentucky	2/15/22	g	36	5-9	.556	3-5	.600	4-4	1.000	0 5 5	0	6	0	0	2	17	
at Arkansas	2/19/22	g	28	5-15	.333	1-5	.200	0-0	.000	0 3 3	4	2	2	2	1	11	
at Missouri	2/22/22	g	37	9-12	.750	2-4	.500	3-7	.429	2 6 8	1	6	0	0	2	23	
Auburn	2/26/22	g	33	5-12	.417	0-2	.000	3-6	.500	0 2 2	4	2	4	0	1	13	
at Georgia	3/1/22	g	35	6-13	.462	2-5	.400	2-3	.667	0 1 1	0	2	4	0	4	16	
Arkansas	3/5/22																

PRODUCTION TRACKER

	This Season
Scored 10+ Points	19
Scored 20+ Points	3
Led the Vols in Scoring	7
Made Multiple 3-Pointers	9
Had 5+ Rebounds	8
Had 5+ Assists	13
Had 10+ Assists	2
Led the Vols in Assists	19
Had Multiple Steals	16
Led the Vols in Steals	12
Had a Positive Assist/TO Ratio	15



3 QUENTIN DIBOUNDJE

FR Guard | 6-5 | 217 | Business Management
Montpellier, France | Monteverde Academy (Fla.)

SEASON/CAREER BESTS

POINTS

Season 4 vs. USC Upstate (12/14/21)
Career Same

REBOUNDS

Season 3 vs. Presbyterian (11/30/21)
Career Same

ASSISTS

Season 3 vs. USC Upstate (12/14/21)
Career Same

BLOCKS

Season -
Career -

STEALS

Season 2 vs. USC Upstate (12/14/21)
Career Same

MINUTES

Season 10:57 vs. USC Upstate (12/14/21)
Career Same

FIELD GOALS MADE

Season 1 (4x), last at Kentucky (1/15/22)
Career Same

FIELD GOALS ATTEMPTED

Season 2 (3x), last at Kentucky (1/15/22)
Career Same

3-PT. FIELD GOALS MADE

Season 1 vs. Presbyterian (11/30/21)
Career Same

3-PT. FIELD GOALS ATTEMPTED

Season 1 (2x), last vs. Presbyterian (11/30/21)
Career Same

FREE THROWS MADE

Season 2 vs. USC Upstate (12/14/21)
Career Same

FREE THROWS ATTEMPTED

Season 4 vs. USC Upstate (12/14/21)
Career Same

@QDIBOUNDJE

- Scored two points and grabbed two rebounds in his SEC debut at Kentucky (1/15/22).
- In a season-high 11 minutes against USC Upstate (12/14/21), scored a season-high four points and had three assists.
- Scored three points—including two off of a one-handed putback dunk—against UNC Greensboro (12/11/21).
- Scored his first collegiate points with a 3-pointer and also grabbed three rebounds against Presbyterian (11/30/21).
- Made his Tennessee debut against UT Martin, playing four minutes off of the bench (11/9/21).
- Strong, athletic guard with a scoring mindset.
- Still adjusting from the international game, as he only moved to the United States in August of 2020.
- Signed with Tennessee after spending the 2020-21 season on the “prep national” roster at Monteverde Academy Center for Basketball Development in Florida.
- One of 16 players selected to participate in the French Basketball Federation's U18 team camp, which took place in January of 2020 at INSEP.
- Tennessee's second all-time men's basketball student-athlete from France, following in the footsteps of Yves Pons (2018-21); the 2020 SEC Defensive Player of the Year, Pons is under contract with the Memphis Grizzlies.

2021-22 GAME-BY-GAME STATS

OPPONENT	DATE	St	MIN	FG-FGA	PCT	3FG-FGA	PCT	FT-FTA	PCT	OFF DEF TOT	PF	A	T/O	BLK	STL	PTS
UT Martin	11/9/21	-	4	0-1	.000	0-1	.000	0-0	.000	0 0 0	0	0	0	0	0	0
ETSU	11/14/21	-	2	0-2	.000	0-0	.000	0-0	.000	0 1 1	0	0	0	0	0	0
vs. Villanova	11/20/21							DNP								
vs. North Carolina	11/21/21							DNP								
Tennessee Tech	11/26/21							DNP								
Presbyterian	11/30/21	-	6	1-1	1.000	1-1	1.000	0-0	.000	0 3 3	0	1	0	0	0	3
at Colorado	12/4/21							DNP								
vs. Texas Tech	12/7/21							DNP								
UNC Greensboro	12/11/21	-	5	1-2	.500	0-1	.000	1-2	.500	1 0 1	0	0	0	0	0	3
USC Upstate	12/14/21	-	11	1-1	1.000	0-0	.000	2-4	.500	0 1 1	0	3	0	0	2	4
Arizona	12/22/21							DNP								
at Alabama	12/29/21							DNP								
Ole Miss	1/5/22							DNP								
at LSU	1/8/22							DNP								
South Carolina	1/11/22							DNP								
at Kentucky	1/15/22	-	4	1-2	.500	0-0	.000	0-0	.000	1 1 2	0	0	0	0	0	2
at Vanderbilt	1/18/22							DNP								
LSU	1/22/22							DNP								
Florida	1/26/22							DNP								
at Texas	1/29/22							DNP								
Texas A&M	2/1/22							DNP								
at South Carolina	2/5/22							DNP								
at Miss. State	2/9/22							DNP								
Vanderbilt	2/12/22							DNP								
Kentucky	2/15/22							DNP								
at Arkansas	2/19/22							DNP								
at Missouri	2/22/22							DNP								
Auburn	2/26/22							DNP								
at Georgia	3/1/22							DNP								
Arkansas	3/5/22															

PRODUCTION TRACKER

	This Season
Scored 5+ Points	-
Scored 10+ Points	-
Led the Vols in Scoring	-
Made Multiple 3-Pointers	-
Had 5+ Rebounds	-
Had 5+ Assists	-
Had 10+ Assists	-
Led the Vols in Assists	-
Had Multiple Steals	-
Led the Vols in Steals	-
Had a Positive Assist/TO Ratio	2



CAREER STATS

	GP-GS	Min	Avg	FG-A	Pct	3FG-A	Pct	FT-A	Pct	Off-Def-Rebs	Avg	PF-FO	Ast	TO	Blk	Stl	Pts	Avg
2021-22	6-0	32	5.3	4-9	.444	1-3	.333	3-6	.500	2-6-8	1.3	0-0	4	0	0	2	12	2.0
TOTAL	6-0	32	5.3	4-9	.444	1-3	.333	3-6	.500	2-6-8	1.3	0-0	4	0	0	2	12	2.0

10 JOHN FULKERSON

SU-SR Forward | 6-9 | 219 | Agricultural Leadership, Education & Communication
Kingsport, Tennessee | The Christ School (N.C.)



VOLScholar



SEASON/CAREER BESTS

POINTS

Season 24 vs. Arizona (12/22/21)

Career 27 at Kentucky (3/3/20)

REBOUNDS

Season 10 (3x), last vs. Arizona (12/22/21)

Career 12 (2x), last vs. Cincinnati (12/12/20)

ASSISTS

Season 6 vs. North Carolina (11/21/21)

Career Same

BLOCKS

Season 5 vs. Texas Tech (12/7/21)

Career 5 (2x), last vs. Texas Tech (12/7/21)

STEALS

Season 2 (2x), last at Arkansas (2/19/22)

Career 4 at Cincinnati (12/18/19)

MINUTES

Season 35:45 vs. Texas Tech (12/7/21)

Career 39 at Kentucky (3/3/20)

FIELD GOALS MADE

Season 8 vs. Arizona (12/22/21)

Career 10 (2x), last at Kentucky (3/3/20)

FIELD GOALS ATTEMPTED

Season 13 vs. Arizona (12/22/21)

Career 15 (2x), last at Kentucky (3/3/20)

3-PT. FIELD GOALS MADE

Season -

Career 1 vs. Florida (2/29/20)

3-PT. FIELD GOALS ATTEMPTED

Season -

Career 1 (5x), last vs. Florida (3/7/21)

FREE THROWS MADE

Season 8 vs. Arizona (12/22/21)

Career 10 vs. Kentucky (2/8/20)

FREE THROWS ATTEMPTED

Season 12 vs. Arizona (12/22/21)

Career 14 at South Carolina (2/15/20)

JOHN_FULKERSON

- Completed his degree in Recreation & Sport Management in May 2020.
- Has played in a Tennessee and SEC record 159 career games.
- Scored 12 points—including four straight to stop a late Bulldog run—on 5-for-8 shooting at Georgia (3/1/22).
- In what was his seventh career win over Kentucky (2/15/22), scored 14 points, was a perfect 6-for-6 at the free-throw line and had a team-high eight rebounds.
- Compiled a 12-point, six-rebound, three-assist and two-block performance in the Vols' win over Vanderbilt (2/12/22).
- Scored 24 points, grabbed 10 rebounds and drew 13 fouls during the win over #6 Arizona (12/22/21)—notching his second double-double of the season. Earned SEC Player of the Week honors for his performance.
- Recorded his sixth career double-double against Texas Tech (12/7/21) with 10 points and 10 rebounds, also adding a career-high-tying five blocks.
- Using a portion of his NIL earnings to donate \$1 to the Tennessee Fund for every point the Vols score this season.
- Currently owns the sixth-best career field-goal percentage in school history, at .560 (minimum 500 attempts).
- Has benefited from new NIL legislation perhaps more than any other Tennessee student-athlete.

2021-22 GAME-BY-GAME STATS

OPPONENT	DATE	St	MIN	FG-FGA	PCT	3FG-FGA	PCT	FT-FTA	PCT	OFF DEF TOT	PF	A	T/O	BLK	STL	PTS
UT Martin	11/9/21									INJ						
ETSU	11/14/21	f	22	2-6	.333	0-0	.000	2-2	1.000	4 6 10	0	3	1	2	0	6
vs. Villanova	11/20/21	f	22	2-2	1.000	0-0	.000	0-1	.000	2 2 4	1	0	3	1	0	4
vs. North Carolina	11/21/21	f	27	6-7	.857	0-0	.000	1-1	1.000	2 3 5	1	6	2	1	0	13
Tennessee Tech	11/26/21	f	27	5-9	.556	0-0	.000	4-4	1.000	4 2 6	1	2	1	1	0	14
Presbyterian	11/30/21	f	24	1-2	.500	0-0	.000	2-2	1.000	3 2 5	0	4	0	0	0	4
at Colorado	12/4/21	f	31	4-10	.400	0-0	.000	2-2	1.000	1 5 6	2	2	1	2	1	10
vs. Texas Tech	12/7/21	f	36	4-9	.444	0-0	.000	2-4	.500	4 6 10	2	2	2	5	0	10
UNC Greensboro	12/11/21	f	20	1-3	.333	0-0	.000	0-0	.000	2 2 4	1	1	2	3	1	2
USC Upstate	12/14/21	f	18	6-7	.857	0-0	.000	0-0	.000	5 1 6	2	3	0	0	2	12
Arizona	12/22/21	f	30	8-13	.615	0-0	.000	8-12	.667	5 5 10	2	2	2	1	0	24
at Alabama	12/29/21									ILLNESS						
Ole Miss	1/5/22	f	18	2-7	.286	0-0	.000	1-2	.500	0 0 0	3	0	3	0	0	5
at LSU	1/8/22	f	17	0-0	.000	0-0	.000	3-6	.500	2 3 5	1	1	1	0	1	3
South Carolina	1/11/22	f	28	5-8	.625	0-0	.000	0-0	.000	1 6 7	3	0	0	2	0	10
at Kentucky	1/15/22	f	20	0-2	.000	0-0	.000	0-0	.000	0 0 0	0	2	3	0	0	0
at Vanderbilt	1/18/22	-	17	0-4	.000	0-0	.000	2-2	1.000	3 3 6	4	0	1	1	1	2
LSU	1/22/22	-	14	3-3	1.000	0-0	.000	2-3	.667	1 0 1	3	1	0	0	0	8
Florida	1/26/22	-	18	3-5	.600	0-0	.000	3-3	1.000	2 0 2	2	0	1	3	0	9
at Texas	1/29/22	-	17	1-2	.500	0-0	.000	0-1	.000	1 1 2	3	0	1	0	1	2
Texas A&M	2/1/22	-	19	1-2	.500	0-0	.000	2-2	1.000	3 2 5	3	2	1	0	0	4
at South Carolina	2/5/22	-	23	3-4	.750	0-0	.000	2-2	1.000	1 1 2	3	1	1	0	0	8
at Miss. State	2/9/22	-	22	2-5	.400	0-0	.000	0-0	.000	0 3 3	2	0	0	0	0	4
Vanderbilt	2/12/22	-	26	5-8	.625	0-0	.000	2-3	.667	2 4 6	2	3	0	2	1	12
Kentucky	2/15/22	-	26	4-6	.667	0-0	.000	6-6	1.000	1 7 8	3	0	2	1	1	14
at Arkansas	2/19/22	-	19	0-2	.000	0-0	.000	2-2	1.000	0 3 3	0	0	0	1	2	2
at Missouri	2/22/22	-	6	1-1	1.000	0-0	.000	0-0	.000	0 0 0	3	1	1	0	0	2
Auburn	2/26/22	-	24	2-8	.250	0-0	.000	1-2	.500	6 3 9	2	2	2	1	1	5
at Georgia	3/1/22	-	23	5-8	.625	0-0	.000	2-2	1.000	1 2 3	1	1	0	2	0	12
Arkansas	3/5/22															

PRODUCTION TRACKER

	Last Season	This Season	Career
Scored 10+ Points	14	10	51
Led the Vols in Scoring	4	2	19
Had 5+ Rebounds	16	15	61
Had 10+ Rebounds	1	3	8
Led the Vols in Rebounds	8	6	29
Had a Double-Double	1	2	7
Had Multiple Assists	10	12	47
Had Multiple Steals	3	2	26
Had Multiple Blocks	3	8	24
Led the Vols in Blocks	5	8	31
Had a Positive Assist/TO Ratio	12	10	49



CAREER STATS

	GP-GS	Min	Avg	FG-A	Pct	3FG-A	Pct	FT-A	Pct	Off-Def-Rebs	Avg	PF-FO	Ast	TO	Blk	Stl	Pts	Avg
2016-17	10-6	160	16.0	17-30	.567	0-0	.000	13-20	.650	14-32-46	4.6	23-0	10	8	9	11	47	4.7
2017-18	30-1	279	9.3	18-42	.429	0-0	.000	16-22	.727	18-31-49	1.6	36-0	16	22	9	16	52	1.7
2018-19	36-0	434	12.1	42-72	.583	0-0	.000	29-45	.644	39-56-95	2.6	67-0	24	21	25	18	113	3.1
2019-20	31-31	936	30.2	156-255	.612	1-2	.500	113-151	.748	64-119-183	5.9	94-2	39	57	27	33	426	13.7
2020-21	25-24	661	26.4	89-169	.527	0-3	.000	59-79	.747	39-99-138	5.5	48-0	42	33	15	13	237	9.5
2021-22	27-14	594	22.0	76-143	.531	0-0	.000	49-64	.766	56-72-128	4.7	50-0	39	31	29	12	201	7.4
TOTAL	159-76	3064	19.3	398-711	.560	1-5	.200	279-381	.732	230-409-639	4.0	318-2	170	172	114	103	1076	6.8

21 KENT GILBERT

SO Guard | 6-1 | 175 | Recreation & Sport Management
Greenville, North Carolina | D.H. Conley High School



SEASON/CAREER BESTS

POINTS

Season 3 vs. USC Upstate (12/14/21)
Career Same

REBOUNDS

Season 1 vs. USC Upstate (12/14/21)
Career Same

ASSISTS

Season -
Career -

BLOCKS

Season -
Career -

STEALS

Season 1 vs. USC Upstate (12/14/21)
Career Same

MINUTES

Season 3:12 vs. USC Upstate (12/14/21)
Career Same

FIELD GOALS MADE

Season 1 vs. USC Upstate (12/14/21)
Career Same

FIELD GOALS ATTEMPTED

Season 1 (2x), last vs. USC Upstate (12/14/21)
Career Same

3-PT. FIELD GOALS MADE

Season 1 vs. USC Upstate (12/14/21)
Career Same

3-PT. FIELD GOALS ATTEMPTED

Season 1 (2x), last vs. USC Upstate (12/14/21)
Career Same

FREE THROWS MADE

Season -
Career -

FREE THROWS ATTEMPTED

Season -
Career -



- Scored his first career points on a deep 3-pointer against USC Upstate (12/14/21).
- Made his third appearance of the season with one minute against UNC Greensboro (12/11/21).
- Logged a season-high two minutes against Presbyterian (11/30/21).
- Saw one minute of action off the bench against ETSU (11/14/21).
- Logged four minutes in Tennessee's exhibition win over Lenoir-Rhyne (10/30/21).
- Sophomore walk-on is no stranger to the UT basketball program, as his father, current East Carolina AD Jon Gilbert, was the executive senior associate AD and the men's basketball administrator at Tennessee when Rick Barnes was hired.
- Completed a fall semester practicum with local non-profit Emerald Youth Foundation in 2020.
- Graduated from D.H. Conley High School in Greenville, North Carolina.
- Attended Christian Academy of Knoxville (CAK) as a high school freshman before moving to Hattiesburg, Mississippi.
- Refers to super senior John Fulkerson as "Uncle."

2021-22 GAME-BY-GAME STATS

OPPONENT	DATE	St	MIN	FG-FGA	PCT	3FG-FGA	PCT	FT-FTA	PCT	OFF DEF TOT	PF	A	T/O	BLK	STL	PTS
UT Martin	11/9/21							DNP								
ETSU	11/14/21	-	1	0-0	.000	0-0	.000	0-0	.000	0 0 0	0	0	1	0	0	0
vs. Villanova	11/20/21							DNP								
vs. North Carolina	11/21/21							DNP								
Tennessee Tech	11/26/21							DNP								
Presbyterian	11/30/21	-	2	0-1	.000	0-1	.000	0-0	.000	0 0 0	0	0	0	0	0	0
at Colorado	12/4/21							DNP								
vs. Texas Tech	12/7/21							DNP								
UNC Greensboro	12/11/21	-	1	0-0	.000	0-0	.000	0-0	.000	0 0 0	1	0	0	0	0	0
USC Upstate	12/14/21	-	3	1-1	1.000	1-1	1.000	0-0	.000	0 1 1	0	0	0	0	1	3
Arizona	12/22/21							DNP								
at Alabama	12/29/21							DNP								
Ole Miss	1/5/22							DNP								
at LSU	1/8/22							DNP								
South Carolina	1/11/22							DNP								
at Kentucky	1/15/22							DNP								
at Vanderbilt	1/18/22							DNP								
LSU	1/22/22							DNP								
Florida	1/26/22							DNP								
at Texas	1/29/22							DNP								
Texas A&M	2/1/22							DNP								
at South Carolina	2/5/22							DNP								
at Miss. State	2/9/22							DNP								
Vanderbilt	2/12/22							DNP								
Kentucky	2/15/22							DNP								
at Arkansas	2/19/22							DNP								
at Missouri	2/22/22							DNP								
Auburn	2/26/22							DNP								
at Georgia	3/1/22							DNP								
Arkansas	3/5/22							DNP								



CAREER STATS

	GP-GS	Min	Avg	FG-A	Pct	3FG-A	Pct	FT-A	Pct	Off-Def-Rebs	Avg	PF-FO	Ast	TO	Blk	Stl	Pts	Avg
2020-21	1-0	3	3.0	0-0	.000	0-0	.000	0-0	.000	0-0-0	0.0	0-0	0	0	0	0	0	0.0
2021-22	4-0	7	1.8	1-2	.500	1-2	.500	0-0	.000	0-1-1	0.3	1-0	0	1	0	1	3	0.8
TOTAL	5-0	10	2.0	1-2	.500	1-2	.500	0-0	.000	0-1-1	0.2	1-0	0	1	0	1	3	0.6

2 BRANDON HUNTLEY-HATFIELD

FR Forward | 6-10 | 246 | Recreation & Sport Management
Clarksville, Tennessee | Scotland Campus Prep (Pa.)



SEASON/CAREER BESTS

POINTS

Season 12 (2x), last vs. UNC Greensboro (12/11/21)
Career Same

REBOUNDS

Season 8 (2x), last vs. Auburn (2/26/22)
Career Same

ASSISTS

Season 2 vs. Tennessee Tech (11/26/21)
Career Same

BLOCKS

Season 2 (4x), last at Georgia (3/1/22)
Career Same

STEALS

Season 3 vs. UT Martin (11/9/21)
Career Same

MINUTES

Season 22:53 vs. North Carolina (11/21/21)
Career Same

FIELD GOALS MADE

Season 6 (2x), last vs. UNC Greensboro (12/11/21)
Career Same

FIELD GOALS ATTEMPTED

Season 10 vs. UNC Greensboro (12/11/21)
Career Same

3-PT. FIELD GOALS MADE

Season 1 (2x), last vs. Auburn (2/26/22)
Career Same

3-PT. FIELD GOALS ATTEMPTED

Season 2 vs. Auburn (2/26/22)
Career Same

FREE THROWS MADE

Season 3 (2x), last at Kentucky (1/15/22)
Career Same

FREE THROWS ATTEMPTED

Season 4 (2x), last at Kentucky (1/15/22)
Career Same

@GUPAVELI

- Played an SEC-high 20 minutes in the win over #3 Auburn (2/26/22), scoring five points and grabbing a career-high-tying eight rebounds. His five points came via a 3-pointer that sparked a 17-2 UT run and a putback dunk.
- Scored six points and had six rebounds in a then-SEC-high 18 minutes at Missouri (2/22/22).
- Made his first career start at Mississippi State (2/9/22), scoring four points and playing 15 minutes.
- In 10 minutes at Kentucky (1/15/22), scored 11 points on 4-for-5 shooting and grabbed three rebounds.
- Scored eight points and had a pair of rebounds in 16 minutes at Alabama in the SEC opener (12/29/21).
- Tied his career high with 12 points against UNC Greensboro, shooting 6-for-10 from the field (12/11/21).
- Had his first double-digit scoring outing against Tennessee Tech (11/26/21), scoring 12 points on 6-for-7 shooting.
- In a career-high 23 minutes off the bench against North Carolina (11/21/21), scored six points and grabbed five rebounds.
- Blessed with a great frame for a freshman—his wingspan covers 7'2.75"—and is highly skilled.
- Before his reclassification, he was rated by ESPN as the nation's fourth-best overall prospect in the Class of 2022; he then landed at No. 19 on ESPN's Class of 2021 ratings.
- Played his AAU ball with the BMaze Elite program, founded by former Tennessee point guard Bobby Maze (2008-10).

2021-22 GAME-BY-GAME STATS

OPPONENT	DATE	St	MIN	FG-FGA	PCT	3FG-FGA	PCT	FT-FTA	PCT	OFF DEF TOT	PF	A	T/O	BLK	STL	PTS
UT Martin	11/9/21	-	20	3-5	.600	1-1	1.000	0-0	.000	3 3 6	1	0	1	2	3	7
ETSU	11/14/21	-	15	0-4	.000	0-0	.000	3-4	.750	3 3 6	1	0	1	0	0	3
vs. Villanova	11/20/21	-	12	1-1	1.000	0-0	.000	0-1	.000	0 2 2	0	0	0	0	0	2
vs. North Carolina	11/21/21	-	23	3-7	.429	0-0	.000	0-0	.000	2 3 5	2	0	1	1	1	6
Tennessee Tech	11/26/21	-	19	6-7	.857	0-0	.000	0-0	.000	2 2 4	1	2	2	2	1	12
Presbyterian	11/30/21	-	14	3-5	.600	0-0	.000	0-0	.000	0 2 2	1	0	0	0	0	6
at Colorado	12/4/21	-	8	0-2	.000	0-1	.000	0-0	.000	0 3 3	2	0	0	0	0	0
vs. Texas Tech	12/7/21	-	4	0-0	.000	0-0	.000	1-2	.500	0 1 1	0	0	0	0	0	1
UNC Greensboro	12/11/21	-	16	6-10	.600	0-1	.000	0-0	.000	2 0 2	0	0	0	1	1	12
USC Upstate	12/14/21	-	19	3-7	.429	0-1	.000	0-0	.000	3 5 8	2	1	1	0	1	6
Arizona	12/22/21	-	2	0-0	.000	0-0	.000	0-0	.000	0 0 0	0	0	0	0	0	0
at Alabama	12/29/21	-	16	4-7	.571	0-1	.000	0-0	.000	0 2 2	0	0	2	1	0	8
Ole Miss	1/5/22	-	3	0-1	.000	0-0	.000	0-0	.000	0 1 1	0	0	2	0	1	0
at LSU	1/8/22	-	3	0-0	.000	0-0	.000	0-0	.000	0 0 0	0	0	0	0	1	0
South Carolina	1/11/22	-	3	0-1	.000	0-0	.000	0-0	.000	0 0 0	0	0	0	0	0	0
at Kentucky	1/15/22	-	10	4-5	.800	0-1	.000	3-4	.750	2 1 3	1	1	1	0	0	11
at Vanderbilt	1/18/22	-	13	0-2	.000	0-1	.000	0-0	.000	0 1 1	3	0	0	0	0	0
LSU	1/22/22	-	14	1-3	.333	0-0	.000	0-0	.000	2 4 6	1	1	1	0	1	2
Florida	1/26/22	-	4	0-0	.000	0-0	.000	0-0	.000	0 1 1	0	0	0	1	0	0
at Texas	1/29/22	-	4	0-0	.000	0-0	.000	0-0	.000	1 0 1	0	0	0	0	0	0
Texas A&M	2/1/22	-	7	0-2	.000	0-1	.000	0-0	.000	0 0 0	1	0	1	0	0	0
at South Carolina	2/5/22	-	4	0-0	.000	0-0	.000	0-0	.000	0 0 0	2	0	0	0	0	0
at Miss. State	2/9/22	f	15	2-5	.400	0-0	.000	0-0	.000	0 0 0	0	0	1	0	0	4
Vanderbilt	2/12/22	f	13	1-2	.500	0-0	.000	0-0	.000	1 2 3	0	1	2	0	0	2
Kentucky	2/15/22	f	9	0-3	.000	0-1	.000	0-0	.000	2 1 3	0	1	0	0	1	0
at Arkansas	2/19/22	f	9	0-1	.000	0-0	.000	1-2	.500	1 2 3	0	0	0	0	0	1
at Missouri	2/22/22	f	18	2-5	.400	0-0	.000	2-2	1.000	4 2 6	2	0	1	0	0	6
Auburn	2/26/22	f	20	2-4	.500	1-2	.500	0-0	.000	5 3 8	0	1	3	2	0	5
at Georgia	3/1/22	f	17	1-4	.250	0-1	.000	2-2	1.000	4 1 5	1	0	3	2	0	4
Arkansas	3/5/22															

PRODUCTION TRACKER

	This Season
Scored 10+ Points	3
Scored 20+ Points	-
Had 5+ Rebounds	8
Led the Vols in Rebounding	1
Had 4+ Offensive Rebounds	3
Had a Double-Double	-
Had Multiple Assists	1
Had Multiple Steals	1
Had Multiple Blocks	4
Had a Positive Assist/TO Ratio	1
Drew Multiple Charges	-



CAREER STATS

	GP-GS	Min	Avg	FG-A	Pct	3FG-A	Pct	FT-A	Pct	Off-Def-Rebs	Avg	PF-FO	Ast	TO	Blk	Stl	Pts	Avg
2021-22	29-7	334	11.5	42-93	.452	2-12	.167	12-17	.706	37-45-82	2.8	21-0	8	24	12	10	98	3.4
TOTAL	29-7	334	11.5	42-93	.452	2-12	.167	12-17	.706	37-45-82	2.8	21-0	8	24	12	10	98	3.4

30 JOSIAH-JORDAN JAMES

JR Guard | 6-6 | 214 | Communication Studies
Charleston, South Carolina | Porter-Gaud School

SEASON/CAREER BESTS

POINTS

Season 23 at Georgia (3/1/22)
Career Same

REBOUNDS

Season 12 vs. South Carolina (1/11/22)
Career 13 (2x), last vs. Oregon State (3/19/21)

ASSISTS

Season 5 at Georgia (3/1/22)
Career 6 (3x), last vs. Florida (2/29/20)

BLOCKS

Season 4 (2x), last at Colorado (12/4/21)
Career Same

STEALS

Season 5 (2x), last vs. Texas A&M (2/1/22)
Career Same

MINUTES

Season 37:59 vs. Florida (1/26/22)
Career 39:53 vs. Florida (2/29/20)

FIELD GOALS MADE

Season 8 at Georgia (3/1/22)
Career Same

FIELD GOALS ATTEMPTED

Season 14 (2x), last vs. Vanderbilt (2/13/22)
Career Same

3-PT. FIELD GOALS MADE

Season 4 (2x), last at South Carolina (2/5/22)
Career Same

3-PT. FIELD GOALS ATTEMPTED

Season 9 at South Carolina (2/5/22)
Career Same

FREE THROWS MADE

Season 9 vs. Vanderbilt (2/12/22)
Career Same

FREE THROWS ATTEMPTED

Season 10 vs. Vanderbilt (2/12/22)
Career Same

JOSIAH.J.JAMES

- Leads the team in rebounds per game (5.8 rpg).
- Registered a career-high 23 points on 8-of-12 shooting at Georgia (3/1/22), also recording eight rebounds and a season-high five assists.
- Narrowly missed out on a double-double with 10 points and nine rebounds in the win over #3 Auburn (2/26/22).
- Registered his second double-double of the season with 14 points and 10 rebounds against Vanderbilt (2/13/22).
- Scored a team-high-tying 18 points on 7-for-12 shooting in a game-high 38 minutes at Mississippi State (2/9/22).
- Playing in his home state, posted a career-high 20 points, while also tallying six rebounds, three blocks, three steals and four made threes at South Carolina (2/5/22).
- Scored a season-high 14 points on 4-for-7 shooting and grabbed a game-high eight rebounds against Texas A&M (2/1/22).
- Scored 11 points and made three 3-pointers at Texas (1/29/22), including eight during Tennessee's late-game comeback.
- Knows every position on the floor, and can effectively step in and play one through four—mismatch nightmare.
- At 6'6" tall, he boasts a wingspan of 6'11.75".
- Attended the same high school as current NBA players Khris Middleton (Bucks) and Aaron Nesmith (Celtics).

2021-22 GAME-BY-GAME STATS

OPPONENT	DATE	St	MIN	FG-FGA	PCT	3FG-FGA	PCT	FT-FTA	PCT	OFF DEF TOT	PF	A	T/O	BLK	STL	PTS
UT Martin	11/9/21	g	27	1-8	.125	0-5	.000	0-2	.000	4 1 5	0	1	1	4	5	2
ETSU	11/14/21	g	21	2-6	.333	1-4	.250	4-4	1.000	1 5 6	2	2	2	0	2	9
vs. Villanova	11/20/21	g	27	1-8	.125	0-6	.000	0-0	.000	1 4 5	3	1	2	0	1	2
vs. North Carolina	11/21/21							INJ								
Tennessee Tech	11/26/21							INJ								
Presbyterian	11/30/21							INJ								
at Colorado	12/4/21	-	26	2-3	.667	1-2	.500	0-0	.000	1 8 9	3	1	0	4	2	5
vs. Texas Tech	12/7/21	-	30	2-12	.167	1-8	.125	2-2	1.000	1 8 9	4	0	0	0	3	7
UNC Greensboro	12/11/21	g	23	4-7	.571	4-7	.571	0-0	.000	1 3 4	3	2	1	0	1	12
USC Upstate	12/14/21	g	14	1-5	.200	1-5	.200	1-2	.500	0 4 4	0	1	0	2	1	4
Arizona	12/22/21	g	32	5-11	.455	2-6	.333	0-0	.000	3 2 5	2	1	3	2	2	12
at Alabama	12/29/21	g	34	1-8	.125	1-7	.143	0-0	.000	0 3 3	2	1	0	0	1	3
Ole Miss	1/5/22	g	35	4-7	.571	2-5	.400	0-0	.000	2 6 8	4	1	1	0	1	10
at LSU	1/8/22	g	27	1-8	.125	1-8	.125	0-0	.000	0 3 3	2	1	1	1	1	3
South Carolina	1/11/22	g	33	3-6	.500	2-4	.500	3-4	.750	4 8 12	3	2	1	1	1	11
at Kentucky	1/15/22	g	29	4-8	.500	3-6	.500	0-0	.000	1 3 4	5	1	3	2	0	11
at Vanderbilt	1/18/22	g	4	0-1	.000	0-1	.000	0-0	.000	0 1 1	1	1	0	0	0	0
LSU	1/22/22	g	24	2-6	.333	2-6	.333	3-6	.500	0 5 5	4	2	1	0	1	9
Florida	1/26/22	g	38	3-8	.375	1-5	.200	2-2	1.000	1 8 9	3	4	4	1	1	9
at Texas	1/29/22	g	32	4-10	.400	3-7	.429	0-0	.000	1 1 2	2	0	1	0	1	11
Texas A&M	2/1/22	g	22	4-7	.571	1-2	.500	5-5	1.000	3 5 8	4	2	2	1	5	14
at South Carolina	2/5/22	g	36	7-14	.500	4-9	.444	2-2	1.000	1 5 6	3	2	0	3	3	20
at Miss. State	2/9/22	g	38	7-12	.583	3-6	.500	1-1	1.000	0 3 3	3	1	1	0	1	18
Vanderbilt	2/12/22	g	35	2-14	.143	1-7	.143	9-10	.900	4 6 10	1	1	1	2	0	14
Kentucky	2/15/22	g	19	3-9	.333	1-3	.333	1-2	.500	0 2 2	5	1	0	1	0	8
at Arkansas	2/19/22	g	31	4-13	.308	0-6	.000	0-0	.000	2 2 4	5	1	3	0	0	8
at Missouri	2/22/22	g	31	3-10	.300	2-5	.400	1-1	1.000	0 6 6	4	3	0	0	2	9
Auburn	2/26/22	g	32	4-11	.364	2-4	.500	0-0	.000	1 8 9	5	1	2	1	2	10
at Georgia	3/1/22	g	29	8-12	.667	3-7	.429	4-5	.800	3 5 8	4	5	0	2	2	23
Arkansas	3/5/22															

PRODUCTION TRACKER

	Last Season	This Season	Career
Scored 10+ Points	9	12	31
Scored 15+ Points	3	3	8
Led the Vols in Scoring	1	4	6
Led the Vols in Rebounding	13	9	22
Led the Vols in Assists	1	1	12
Had a Double-Double	1	2	3
Had 3+ Steals	6	4	11
Led the Vols in Steals	9	7	22
Made Multiple 3-Pointers	9	12	29
Had a Positive Assist/TO Ratio	12	11	36
Had Multiple Dunks	-	1	1



CAREER STATS

	GP-GS	Min	Avg	FG-A	Pct	3FG-A	Pct	FT-A	Pct	Off-Def-Rebs	Avg	PF-FO	Ast	TO	Blk	Stl	Pts	Avg
2019-20	27-26	806	29.9	68-184	.370	29-79	.367	35-45	.778	28-121-149	5.5	68-3	79	68	23	23	200	7.4
2020-21	25-17	674	27.0	69-177	.390	28-91	.308	35-45	.778	51-111-162	6.5	55-2	51	30	25	36	201	8.0
2021-22	26-24	729	28.0	82-224	.366	42-141	.298	38-48	.792	35-115-150	5.8	77-4	39	30	27	39	244	9.4
TOTAL	78-67	2209	28.3	219-585	.374	99-311	.318	108-138	.783	114-347-461	5.9	200-9	169	128	75	98	645	8.3

35 BROCK JANCEK

SR Forward | 6-8 | 228 | Civil Engineering
Knoxville, Tennessee | Knoxville Catholic High School



VOL Scholar



SEASON/CAREER BESTS

POINTS

Season 2 (3x), last at South Carolina (2/5/22)
Career Same

REBOUNDS

Season 3 vs. ETSU (11/14/21)
Career Same

ASSISTS

Season 1 vs. Presbyterian (11/30/21)
Career Same

BLOCKS

Season 2 vs. Presbyterian (11/30/21)
Career Same

STEALS

Season -
Career -

MINUTES

Season 3:33 vs. Presbyterian (11/30/21)
Career Same

FIELD GOALS MADE

Season 1 vs. Presbyterian (11/30/21)
Career Same

FIELD GOALS ATTEMPTED

Season 2 (2x), last vs. Presbyterian (11/30/21)
Career Same

3-PT. FIELD GOALS MADE

Season -
Career -

3-PT. FIELD GOALS ATTEMPTED

Season -
Career -

FREE THROWS MADE

Season 2 (2x), last at South Carolina (2/5/22)
Career Same

FREE THROWS ATTEMPTED

Season 2 (3x), last at South Carolina (2/5/22)
Career Same

BROCKJANCEK

- Underwent season-ending wrist surgery in late February.
- Scored his first career SEC points with a pair of free throws at South Carolina (2/5/22).
- Made his first field goal as a Vol and blocked a pair of shots in a career-high four minutes against Presbyterian (11/26/21).
- Scored his first points as a Vol by hitting a pair of free throws against ETSU (11/14/21) in addition to grabbing three offensive rebounds.
- Walk-on forward has seen action in 17 games during his career.
- Graduated from Knoxville Catholic High School, where he earned TSWA All-State honors as a senior after averaging 21.0 points and eight rebounds per game.
- His father, John Jancek, was the Tennessee football program's defensive coordinator from 2013-15 and held that same title at Colorado State in 2018 and 2019; he is now a football quality control analyst at Georgia.
- His *younger* brother, Jack, is a former high school quarterback who is a redshirt freshman wide receiver on the Volunteers football team.
- His older brother, Zac, was a quarterback on the Tennessee football team and completed his eligibility in 2018.

2021-22 GAME-BY-GAME STATS

OPPONENT	DATE	St	MIN	FG-FGA	PCT	3FG-FGA	PCT	FT-FTA	PCT	OFF DEF TOT	PF	A	T/O	BLK	STL	PTS
UT Martin	11/9/21	-	0	0-0	.000	0-0	.000	0-0	.000	0 0 0	0	0	0	0	0	0
ETSU	11/14/21	-	2	0-2	.000	0-0	.000	2-2	1.000	3 0 3	0	0	0	0	0	2
vs. Villanova	11/20/21							DNP								
vs. North Carolina	11/21/21							DNP								
Tennessee Tech	11/26/21							DNP								
Presbyterian	11/30/21	-	4	1-2	.500	0-0	.000	0-0	.000	0 0 0	0	1	1	2	0	2
at Colorado	12/4/21							DNP								
vs. Texas Tech	12/7/21							DNP								
UNC Greensboro	12/11/21							INJ								
USC Upstate	12/14/21	-	3	0-0	.000	0-0	.000	1-2	.500	0 0 0	1	0	1	1	0	1
Arizona	12/22/21							DNP								
at Alabama	12/29/21							DNP								
Ole Miss	1/5/22							DNP								
at LSU	1/8/22							DNP								
South Carolina	1/11/22							DNP								
at Kentucky	1/15/22							DNP								
at Vanderbilt	1/18/22							DNP								
LSU	1/22/22							DNP								
Florida	1/26/22							DNP								
at Texas	1/29/22							DNP								
Texas A&M	2/1/22							DNP								
at South Carolina	2/5/22	-	2	0-1	.000	0-0	.000	2-2	1.000	0 0 0	0	0	0	0	0	2
at Miss. State	2/9/22							DNP								
Vanderbilt	2/12/22							DNP								
Kentucky	2/15/22							DNP								
at Arkansas	2/19/22							INJ								
at Missouri	2/22/22							INJ								
Auburn	2/26/22							INJ								
at Georgia	3/1/22							INJ								
Arkansas	3/5/22															



CAREER STATS

	GP-GS	Min	Avg	FG-A	Pct	3FG-A	Pct	FT-A	Pct	Off-Def-Rebs	Avg	PF-FO	Ast	TO	Blk	Stl	Pts	Avg
2018-19	6-0	9	1.5	0-3	.000	0-0	.000	0-0	.000	0-2-2	0.3	0-0	0	0	1	0	0	0.0
2019-20	5-0	7	1.4	0-2	.000	0-0	.000	0-0	.000	1-0-1	0.2	0-0	0	0	0	0	0	0.0
2020-21	1-0	3	3.0	0-0	.000	0-0	.000	0-0	.000	0-0-0	0.0	0-0	0	0	0	0	0	0.0
2021-22	5-0	11	2.2	1-5	.200	0-0	.000	5-6	.833	3-0-3	0.6	1-0	1	2	3	0	7	1.4
TOTAL	17-0	30	1.8	1-10	.100	0-0	.000	5-6	.833	4-2-6	0.4	1-0	1	2	4	0	7	0.4

15 JAHMAI MASHACK



SEASON/CAREER BESTS

POINTS

Season 3 (3x), last vs. Vanderbilt (2/12/22)
Career Same

REBOUNDS

Season 5 vs. UT Martin (11/9/21)
Career Same

ASSISTS

Season 2 (2x), last at Kentucky (1/15/22)
Career Same

BLOCKS

Season 1 (2x), last at Vanderbilt (1/18/22)
Career Same

STEALS

Season 2 (3x), last at Alabama (12/29/21)
Career Same

MINUTES

Season 13:47 vs. USC Upstate (12/14/21)
Career Same

FIELD GOALS MADE

Season 1 (5x), last vs. Vanderbilt (2/12/22)
Career Same

FIELD GOALS ATTEMPTED

Season 2 (5x), last at LSU (1/8/22)
Career Same

3-PT. FIELD GOALS MADE

Season 1 vs. UNC Greensboro (12/11/21)
Career Same

3-PT. FIELD GOALS ATTEMPTED

Season 2 vs. UNC Greensboro (12/11/21)
Career Same

FREE THROWS MADE

Season 1 (3x), last vs. Vanderbilt (2/12/22)
Career Same

FREE THROWS ATTEMPTED

Season 4 vs. Presbyterian (11/30/21)
Career Same

CAREER STATS

	GP-GS	Min	Avg	FG-A	Pct	3FG-A	Pct	FT-A	Pct	Off-Def-Rebs	Avg	PF-FO	Ast	TO	Blk	Stl	Pts	Avg
2021-22	23-0	108	4.7	6-16	.375	1-3	.333	4-9	.444	11-7-18	0.8	20-0	8	8	2	11	17	0.7
TOTAL	23-0	108	4.7	6-16	.375	1-3	.333	4-9	.444	11-7-18	0.8	20-0	8	8	2	11	17	0.7

FR Guard | 6-4 | 196 | Psychology
Fontana, California | Etiwanda High School



Name pronounced: juh-MY MAY-shack

- Played nine minutes at Kentucky (1/15/22), dishing out two assists and also recording one rebound and one steal.
- Scored two points in six minutes off the bench at LSU (1/8/22).
- Grabbed three offensive rebounds in just six minutes against Ole Miss (1/5/22).
- Had two steals in four first-half minutes at Alabama (12/29/21).
- In a season-high 14 minutes against USC Upstate (12/14/21), scored three points and had two steals.
- Made his first collegiate 3-pointer vs. UNC Greensboro (12/11/21), scoring three points and also recording two steals.
- Pulled down five rebounds in just seven minutes of action in his Vol debut against UT Martin (11/9/21).
- A fierce competitor, he plays with great physicality for a true freshman.
- Enrolled at UT in late-June so he could finish his senior high school season; the state of California moved its 2020-21 season to the spring as a result of the COVID-19 pandemic.
- One of 10 players named to the 2021 Los Angeles Times' All-Star Boys' Basketball Team.
- Rated as high as No. 50 among nationwide prospects in the Class of 2021 by Rivals.com.
- Was rated by ESPN as a four-star, top-80 prospect (fourth-rated prospect in the state of California).

2021-22 GAME-BY-GAME STATS

OPPONENT	DATE	St	MIN	FG-FGA	PCT	3FG-FGA	PCT	FT-FTA	PCT	OFF DEF TOT	PF	A	T/O	BLK	STL	PTS
UT Martin	11/9/21	-	7	1-2	.500	0-1	.000	0-0	.000	2 3 5	0	1	0	0	0	2
ETSU	11/14/21	-	3	0-1	.000	0-0	.000	0-0	.000	1 0 1	1	2	0	0	0	0
vs. Villanova	11/20/21	-	5	1-2	.500	0-0	.000	0-0	.000	2 0 2	1	1	0	1	0	2
vs. North Carolina	11/21/21								DNP							
Tennessee Tech	11/26/21	-	6	0-1	.000	0-0	.000	0-0	.000	0 1 1	0	0	1	0	1	0
Presbyterian	11/30/21	-	7	0-0	.000	0-0	.000	1-4	.250	1 0 1	0	0	0	0	1	1
at Colorado	12/4/21								DNP							
vs. Texas Tech	12/7/21	-	0+	0-0	.000	0-0	.000	0-0	.000	0 0 0	0	0	0	0	0	0
UNC Greensboro	12/11/21	-	8	1-2	.500	1-2	.500	0-0	.000	0 0 0	1	1	0	0	2	3
USC Upstate	12/14/21	-	14	1-2	.500	0-0	.000	1-2	.500	0 1 1	4	1	1	0	2	3
Arizona	12/22/21								DNP							
at Alabama	12/29/21	-	4	0-0	.000	0-0	.000	0-0	.000	0 0 0	0	0	0	0	2	0
Ole Miss	1/5/22	-	6	0-0	.000	0-0	.000	0-0	.000	3 0 3	1	0	1	0	0	0
at LSU	1/8/22	-	6	1-2	.500	0-0	.000	0-0	.000	0 0 0	3	0	0	0	0	2
South Carolina	1/11/22	-	2	0-0	.000	0-0	.000	0-0	.000	0 0 0	2	0	0	0	1	0
at Kentucky	1/15/22	-	9	0-1	.000	0-0	.000	0-0	.000	0 1 1	2	2	1	0	1	0
at Vanderbilt	1/18/22	-	7	0-0	.000	0-0	.000	0-0	.000	0 0 0	0	0	1	1	1	0
LSU	1/22/22	-	7	0-1	.000	0-0	.000	0-0	.000	1 0 1	0	0	1	0	0	0
Florida	1/26/22	-	1	0-0	.000	0-0	.000	0-0	.000	0 0 0	0	0	0	0	0	0
at Texas	1/29/22	-	2	0-1	.000	0-0	.000	0-0	.000	0 0 0	0	0	0	0	0	0
Texas A&M	2/1/22	-	2	0-0	.000	0-0	.000	0-0	.000	0 1 1	2	0	0	0	0	0
at South Carolina	2/5/22	-	2	0-0	.000	0-0	.000	0-0	.000	0 0 0	0	0	1	0	0	0
at Miss. State	2/9/22								DNP							
Vanderbilt	2/12/22	-	7	1-1	1.000	0-0	.000	1-1	1.000	1 0 1	2	0	1	0	0	3
Kentucky	2/15/22	-	0+	0-0	.000	0-0	.000	0-0	.000	0 0 0	0	0	0	0	0	0
at Arkansas	2/19/22	-	3	0-0	.000	0-0	.000	1-2	.500	0 0 0	1	0	0	0	0	1
at Missouri	2/22/22								DNP							
Auburn	2/26/22	-	0+	0-0	.000	0-0	.000	0-0	.000	0 0 0	0	0	0	0	0	0
at Georgia	3/1/22								DNP							
Arkansas	3/5/22															

PRODUCTION TRACKER

	This Season
Scored 5+ Points	-
Scored 10+ Points	-
Led the Vols in Scoring	-
Made Multiple 3-Pointers	-
Had 5+ Rebounds	1
Had Multiple Assists	2
Had 5+ Assists	-
Led the Vols in Assists	-
Had Multiple Steals	3
Led the Vols in Steals	-
Had a Positive Assist/TO Ratio	3



13 OLIVIER NKAMHOUA

JR Forward | 6-8 | 232 | Business Management
Helsinki, Finland | Bishop Walsh School (Md.)



SEASON/CAREER BESTS

POINTS

Season 23 vs. ETSU (11/14/21)
Career Same

REBOUNDS

Season 14 vs. UT Martin (11/9/21)
Career Same

ASSISTS

Season 3 (3x), last vs. Florida (1/26/22)
Career Same

BLOCKS

Season 3 (2x), last vs. Texas A&M (2/1/22)
Career 3 (3x), last vs. Texas A&M (2/1/22)

STEALS

Season 2 vs. UT Martin (11/9/21)
Career 3 vs. Tennessee Tech (12/18/20)

MINUTES

Season 32:39 at Alabama (12/29/21)
Career Same

FIELD GOALS MADE

Season 9 (2x), last vs. USC Upstate (12/14/21)
Career Same

FIELD GOALS ATTEMPTED

Season 17 at Alabama (12/29/21)
Career Same

3-PT. FIELD GOALS MADE

Season 2 (3x), last vs. USC Upstate (12/14/21)
Career Same

3-PT. FIELD GOALS ATTEMPTED

Season 4 at Alabama (12/29/21)
Career Same

FREE THROWS MADE

Season 5 at LSU (1/8/22)
Career 6 vs. Arkansas (2/11/20)

FREE THROWS ATTEMPTED

Season 6 at LSU (1/8/22)
Career 8 vs. Arkansas (2/11/20)



Name pronounced: OH-liv-ee-AY KAHM-wuh

- Out indefinitely with a left ankle injury that he suffered in the second half at South Carolina (2/5/22).
- Was UT's second-leading rebounder (5.6 rpg) and third-leading scorer (8.6 ppg) at the time of his injury; he was also of three Vols in the top 10 in the SEC in blocks (1.1 bpg).
- Tied his SEC scoring high with 15 points vs. Texas A&M (2/1/22), also had seven rebounds and blocked three shots.
- Had a team-leading nine rebounds and eight points at Texas (1/29/22).
- Scored 13 points—including five in overtime—on 5-for-7 shooting during the win over Ole Miss (1/5/22), also dishing a career-high-tying three assists.
- Scored 15 points and grabbed nine rebounds at Alabama (12/29/21)—both career-highs against SEC competition.
- Was a perfect 8-for-8 from the field—including 2-for-2 from 3-point range—vs. Tennessee Tech (11/26/21), scoring 18 points.
- In just 17 minutes against #18 North Carolina (11/21/21), scored seven points, had six rebounds and three assists.
- Scored a career-high 23 points on 9-of-14 shooting (2-for-2 from deep), also adding eight boards vs. ETSU (11/14/21).
- Owns an impressive 7'1.25" wingspan for his height.

2021-22 GAME-BY-GAME STATS

OPPONENT	DATE	St	MIN	FG-A	PCT	3FG-A	PCT	FT-FTA	PCT	OFF DEF TOT	PF	A	T/O	BLK	STL	PTS
UT Martin	11/9/21	f	27	4-10	.400	1-3	.333	2-2	1.000	5 9 14	5	1	1	2	2	11
ETSU	11/14/21	f	24	9-14	.643	2-2	1.000	3-4	.750	2 6 8	0	1	1	0	1	23
vs. Villanova	11/20/21	f	27	0-2	.000	0-0	.000	0-0	.000	2 4 6	3	1	2	0	0	0
vs. North Carolina	11/21/21	f	17	3-6	.500	1-1	1.000	0-0	.000	1 5 6	5	3	3	1	1	7
Tennessee Tech	11/26/21	f	29	8-8	1.000	2-2	1.000	0-0	.000	1 3 4	2	1	1	1	0	18
Presbyterian	11/30/21	f	18	1-2	.500	0-0	.000	0-0	.000	1 2 3	1	1	3	2	1	2
at Colorado	12/4/21	f	13	1-5	.200	0-2	.000	1-3	.333	2 3 5	1	0	1	2	1	3
vs. Texas Tech	12/7/21	f	14	1-3	.333	0-0	.000	0-0	.000	1 2 3	1	1	0	2	0	2
UNC Greensboro	12/11/21	f	18	3-6	.500	1-3	.333	0-0	.000	1 2 3	1	0	0	0	1	7
USC Upstate	12/14/21	f	21	9-10	.900	2-2	1.000	1-1	1.000	3 5 8	1	1	1	1	0	21
Arizona	12/22/21	f	20	1-5	.200	0-0	.000	0-0	.000	2 5 7	3	1	4	3	1	2
at Alabama	12/29/21	f	32	6-17	.353	1-4	.250	2-2	1.000	4 5 9	1	1	0	1	0	15
Ole Miss	1/5/22	f	30	5-7	.714	1-1	1.000	2-3	.667	1 1 2	1	3	1	1	0	13
at LSU	1/8/22	f	31	2-6	.333	0-2	.000	5-6	.833	2 5 7	3	2	2	2	1	9
South Carolina	1/11/22	f	10	2-5	.400	0-0	.000	2-4	.500	1 3 4	4	1	3	0	0	6
at Kentucky	1/15/22	f	16	3-4	.750	0-0	.000	0-0	.000	0 0 0	0	1	3	1	0	6
at Vanderbilt	1/18/22	f	22	2-6	.333	0-3	.000	3-4	.750	1 6 7	3	1	1	1	1	7
LSU	1/22/22	f	16	0-1	.000	0-0	.000	0-0	.000	1 3 4	2	2	3	0	0	0
Florida	1/26/22	f	22	3-7	.429	0-0	.000	0-0	.000	1 3 4	1	3	1	0	0	6
at Texas	1/29/22	f	22	3-10	.300	0-0	.000	3-5	.600	3 5 8	2	1	1	0	0	9
Texas A&M	2/1/22	f	27	6-10	.600	1-2	.500	2-2	1.000	4 3 7	3	0	1	3	0	15
at South Carolina	2/5/22	f	17	3-7	.429	1-2	.500	0-0	.000	1 4 5	1	1	0	2	0	7
at Miss. State	2/9/22								INJ							
Vanderbilt	2/12/22								INJ							
Kentucky	2/15/22								INJ							
at Arkansas	2/19/22								INJ							
at Missouri	2/22/22								INJ							
Auburn	2/26/22								INJ							
at Georgia	3/1/22								INJ							
Arkansas	3/5/22															

PRODUCTION TRACKER

	Last Season	This Season	Career
Scored 5+ Points	4	16	28
Scored 10+ Points	-	7	10
Led the Vols in Scoring	-	4	4
Had 5+ Rebounds	-	13	20
Had 10+ Rebounds	-	1	3
Led the Vols in Rebounding	-	7	9
Had a Double-Double	-	1	2
Had Multiple Steals	1	1	2
Had Multiple Blocks	-	8	12
Had Multiple Dunks	1	2	4



CAREER STATS

	GP-GS	Min	Avg	FG-A	Pct	3FG-A	Pct	FT-A	Pct	Off-Def-Rebs	Avg	PF-FO	Ast	TO	Blk	Stl	Pts	Avg
2019-20	30-0	343	11.4	39-70	.557	1-5	.200	19-31	.613	33-58-91	3.0	47-0	10	31	15	4	98	3.3
2020-21	24-0	172	7.2	26-46	.565	0-0	.000	4-9	.444	12-20-32	1.3	25-0	4	6	6	6	56	2.3
2021-22	22-22	473	21.5	75-151	.497	13-29	.448	26-36	.722	40-84-124	5.6	44-2	27	33	25	10	189	8.6
TOTAL	76-22	988	13.0	140-267	.524	14-34	.412	49-76	.645	85-162-247	3.3	116-2	41	70	46	20	343	4.5

33 UROŠ PLAVŠIĆ

JR Forward | 7-0 | 251 | Recreation & Sport Management
Ivanjica, Serbia | Arizona State University

SEASON/CAREER BESTS

POINTS

Season 13 at Vanderbilt (1/18/22)
Career 16 at Mississippi State (2/1/20)

REBOUNDS

Season 10 at Georgia (3/1/22)
Career Same

ASSISTS

Season 2 (3x), last vs. Texas A&M (2/1/22)
Career 2 (4x), last vs. Texas A&M (2/1/22)

BLOCKS

Season 1 (5x), last at Georgia (3/1/22)
Career 1 (8x), last at Georgia (3/1/22)

STEALS

Season 1 (8x), last at Georgia (3/1/22)
Career 1 (12x), last at Georgia (3/1/22)

MINUTES

Season 27:38 vs. LSU (1/22/22)
Career Same

FIELD GOALS MADE

Season 6 at Vanderbilt (1/18/22)
Career 6 (2x), last at Vanderbilt (1/18/22)

FIELD GOALS ATTEMPTED

Season 8 at LSU (1/8/22)
Career 12 at Mississippi State (2/1/20)

3-PT. FIELD GOALS MADE

Season -
Career -

3-PT. FIELD GOALS ATTEMPTED

Season 1 vs. North Carolina (11/21/21)
Career Same

FREE THROWS MADE

Season 6 at Alabama (12/29/21)
Career Same

FREE THROWS ATTEMPTED

Season 8 at Alabama (12/29/21)
Career Same



Name pronounced: Ū-rōsh PLĀV-chich

- Leads the team in field-goal percentage (.561).
- Pulled down a career-high 10 rebounds at Georgia (3/1/22).
- Put together a six-point, seven rebound effort in the win over #3 Auburn (2/26/22).
- In a career-high 28 minutes, scored 12 points and pulled down six rebounds against #13 LSU (1/22/22).
- Made his third start of the season at Vanderbilt (1/18/22), scoring a season-high 13 points on 6-for-7 shooting and pulling down a team-high-tying seven rebounds in a season-high 21 minutes.
- In 16 minutes off the bench, scored a then-season-high 12 points at LSU (1/8/22) on 5-for-8 shooting, also pulling down seven rebounds.
- Started the SEC opener at Alabama (12/29/21), scoring six points and grabbing a career-high nine rebounds.
- Surpassed his minutes total from the 2020-21 season (71) in just eight games this season.
- His standing reach of 9'4.75" is the highest on the team; his 7'4" wingspan is second-longest on the squad.
- Has competed against fellow Serbian and NBA All-Star Nikola Jokić, as well as Croatian NBA center Ivica Zubac.
- Has improved his array of offensive moves—particularly his right hook shot.

2021-22 GAME-BY-GAME STATS

OPPONENT	DATE	St	MIN	FG-FGA	PCT	3FG-FGA	PCT	FT-FTA	PCT	OFF DEF TOT	PF	A	T/O	BLK	STL	PTS
UT Martin	11/9/21	f	16	3-6	.500	0-0	.000	0-1	.000	1 0 1	3	1	1	1	0	6
ETSU	11/14/21	-	7	2-2	1.000	0-0	.000	0-0	.000	0 0 0	1	0	0	0	0	4
vs. Villanova	11/20/21	-	5	0-0	.000	0-0	.000	0-0	.000	1 1 2	3	0	2	0	0	0
vs. North Carolina	11/21/21	-	13	2-3	.667	0-1	.000	0-0	.000	0 2 2	3	2	0	0	1	4
Tennessee Tech	11/26/21	-	6	1-2	.500	0-0	.000	0-0	.000	0 0 0	1	0	0	0	0	2
Presbyterian	11/30/21	-	15	0-1	.000	0-0	.000	0-0	.000	2 2 4	1	2	1	0	0	0
at Colorado	12/4/21	-	5	2-2	1.000	0-0	.000	0-0	.000	1 0 1	2	0	1	0	1	4
vs. Texas Tech	12/7/21	-	10	1-1	1.000	0-0	.000	0-0	.000	0 1 1	1	0	0	0	0	2
UNC Greensboro	12/11/21	-	9	1-1	1.000	0-0	.000	0-0	.000	2 2 4	1	0	1	0	0	2
USC Upstate	12/14/21	-	13	3-4	.750	0-0	.000	1-2	.500	2 1 3	0	0	3	0	0	7
Arizona	12/22/21	-	10	1-1	1.000	0-0	.000	0-0	.000	2 1 3	0	1	0	0	0	2
at Alabama	12/29/21	f	20	0-3	.000	0-0	.000	6-8	.750	4 5 9	3	0	2	0	0	6
Ole Miss	1/5/22	-	11	2-4	.500	0-0	.000	0-0	.000	0 3 3	1	0	1	0	1	4
at LSU	1/8/22	-	16	5-8	.625	0-0	.000	2-5	.400	3 4 7	2	0	0	0	0	12
South Carolina	1/11/22	-	15	0-3	.000	0-0	.000	0-2	.000	1 2 3	1	0	1	0	1	0
at Kentucky	1/15/22	-	13	2-4	.500	0-0	.000	0-1	.000	2 1 3	2	1	2	0	0	4
at Vanderbilt	1/18/22	f	21	6-7	.857	0-0	.000	1-1	1.000	4 3 7	2	0	2	0	0	13
LSU	1/22/22	f	28	5-7	.714	0-0	.000	2-4	.500	2 4 6	2	0	1	1	0	12
Florida	1/26/22	f	9	0-0	.000	0-0	.000	0-0	.000	0 1 1	2	0	0	0	1	0
at Texas	1/29/22	f	12	1-1	1.000	0-0	.000	2-6	.333	2 1 3	1	0	1	0	0	4
Texas A&M	2/1/22	f	17	1-2	.500	0-0	.000	1-2	.500	3 1 4	1	2	3	1	0	3
at South Carolina	2/5/22	f	17	0-1	.000	0-0	.000	2-2	1.000	2 6 8	1	0	0	1	0	2
at Miss. State	2/9/22	f	18	2-3	.667	0-0	.000	0-0	.000	1 3 4	4	1	1	0	1	4
Vanderbilt	2/12/22	f	15	1-1	1.000	0-0	.000	3-4	.750	1 2 3	0	1	0	0	0	5
Kentucky	2/15/22	f	13	0-3	.000	0-0	.000	0-0	.000	0 2 2	2	1	0	0	0	0
at Arkansas	2/19/22	f	16	1-2	.500	0-0	.000	0-4	.000	3 3 6	3	1	1	0	0	2
at Missouri	2/22/22	f	11	1-4	.250	0-0	.000	2-2	1.000	1 2 3	0	1	0	0	1	4
Auburn	2/26/22	f	15	2-4	.500	0-0	.000	2-2	1.000	2 5 7	2	1	0	0	1	6
at Georgia	3/1/22	f	16	1-2	.500	0-0	.000	0-0	.000	3 7 10	0	0	0	1	1	2
Arkansas	3/5/22															

PRODUCTION TRACKER

	Last Season	This Season	Career
Scored 5+ Points	-	8	11
Scored 10+ Points	-	3	4
Led the Vols in Scoring	-	-	1
Had 10+ Rebounds	-	1	1
Led the Vols in Rebounding	-	7	7
Had a Double-Double	-	-	-
Had 3+ Blocks	-	-	-
Led the Vols in Blocks	1	1	2
Had a Positive Assist/TO Ratio	3	7	11
Had Multiple Dunks	-	3	3



CAREER STATS

	GP-GS	Min	Avg	FG-A	Pct	3FG-A	Pct	FT-A	Pct	Off-Def-Rebs	Avg	PF-FO	Ast	TO	Blk	Stl	Pts	Avg
2019-20	16-3	117	7.3	16-38	.421	0-0	.000	10-15	.667	8-7-15	0.9	25-0	3	9	0	3	42	2.6
2020-21	16-1	71	4.4	7-15	.467	0-0	.000	4-10	.400	10-7-17	1.1	5-0	5	2	3	1	18	1.1
2021-22	29-15	392	13.5	46-82	.561	0-1	.000	24-46	.522	45-65-110	3.8	45-0	15	24	5	9	116	4.0
TOTAL	61-19	580	9.5	69-135	.511	0-1	.000	38-71	.535	63-79-142	2.3	75-0	23	35	8	13	176	2.9

24 JUSTIN POWELL

SO Guard | 6-6 | 197 | Journalism & Electronic Media
Prospect, Kentucky | Auburn University



VOLScholar



SEASON/CAREER BESTS

POINTS

Season 15 vs. Presbyterian (11/30/21)
Career 26 (2x), last vs. Memphis (12/12/20)

REBOUNDS

Season 6 vs. Vanderbilt (2/12/22)
Career 8 (2x), last vs. App State (12/22/20)

ASSISTS

Season 3 vs. Presbyterian (11/30/21)
Career 9 (2x), last vs. Arkansas (12/30/20)

BLOCKS

Season 1 (5x), last vs. Kentucky (2/15/22)
Career Same

STEALS

Season 2 (3x), last vs. Florida (1/26/22)
Career 2 (6x), last vs. Florida (1/26/22)

MINUTES

Season 28:59 at Vanderbilt (1/18/22)
Career 32:40 vs. Memphis (12/12/20)

FIELD GOALS MADE

Season 5 (2x), last vs. Presbyterian (11/30/21)
Career 9 vs. Memphis (12/12/20)

FIELD GOALS ATTEMPTED

Season 9 vs. UT Martin (11/9/21)
Career 13 vs. Memphis (12/12/20)

3-PT. FIELD GOALS MADE

Season 5 vs. Presbyterian (11/30/21)
Career 7 vs. South Alabama (12/4/20)

3-PT. FIELD GOALS ATTEMPTED

Season 6 at Colorado (12/4/21)
Career 9 vs. South Alabama (12/4/20)

FREE THROWS MADE

Season 4 vs. Arizona (12/22/21)
Career 6 vs. Saint Joseph's (11/26/20)

FREE THROWS ATTEMPTED

Season 6 vs. Arizona (12/22/21)
Career 6 (4x), last vs. Arizona (12/22/21)

@JTPOWELL24

- First-year Vol transferred from Auburn over the summer.
- Shooting 39 percent from the beyond the arc this season (24-for-62).
- Made back-to-back threes late in the win over Texas A&M (2/1/22) to help Tennessee pull away.
- Played a season-high 29 minutes at Vanderbilt (1/18/22), making a pair of threes and scoring eight points.
- In 26 minutes during the win over #6 Arizona (12/22/21), shot 3-for-4 from the field and grabbed four rebounds, finishing with 11 points.
- Shot 5-for-5 from 3-point range against Presbyterian (11/30/21), becoming the ninth Vol in program history to make five or more threes without a miss in a single game.
- Made three 3-pointers for the second straight game, scoring 11 points against ETSU (11/14/21).
- Came off the bench in the Vols' season-opener against UT Martin (11/9/21), scored 13 points and hit three 3-pointers.
- Entered the NCAA Transfer Portal on March 10, 2021 before enrolling at Tennessee in May of 2021. A June 3 SEC legislative ruling on intraconference transfers granted him immediate eligibility with the Vols for the 2021-22 season.
- Appeared in 10 games as a true freshman at Auburn before being sidelined with a season-ending head injury.

2021-22 GAME-BY-GAME STATS

OPPONENT	DATE	St	MIN	FG-FGA	PCT	3FG-FGA	PCT	FT-FTA	PCT	OFF DEF TOT	PF	A	T/O	BLK	STL	PTS
UT Martin	11/9/21	-	20	5-9	.556	3-5	.600	0-0	.000	2 1 3	0	1	1	0	1	13
ETSU	11/14/21	-	17	4-6	.667	3-4	.750	0-0	.000	1 0 1	2	0	0	0	0	11
vs. Villanova	11/20/21	-	18	2-6	.333	0-3	.000	1-2	.500	0 1 1	1	2	0	0	0	5
vs. North Carolina	11/21/21	g	23	4-8	.500	0-3	.000	0-0	.000	0 2 2	0	1	0	0	0	8
Tennessee Tech	11/26/21									ILLNESS						
Presbyterian	11/30/21	-	21	5-6	.833	5-5	1.000	0-0	.000	0 3 3	0	3	0	1	0	15
at Colorado	12/4/21	-	28	1-8	.125	1-6	.167	2-2	1.000	0 1 1	0	1	1	0	2	5
vs. Texas Tech	12/7/21	-	8	0-3	.000	0-3	.000	0-0	.000	0 1 1	0	0	0	0	0	0
UNC Greensboro	12/11/21	-	13	1-2	.500	0-1	.000	0-1	.000	1 3 4	0	1	0	0	0	2
USC Upstate	12/14/21	-	13	1-2	.500	1-2	.500	0-0	.000	0 0 0	0	0	1	1	0	3
Arizona	12/22/21	-	26	3-4	.750	1-2	.500	4-6	.667	2 2 4	3	1	0	0	0	11
at Alabama	12/29/21	-	15	2-3	.667	1-2	.500	0-0	.000	1 2 3	0	0	2	0	2	5
Ole Miss	1/5/22	-	22	1-4	.250	1-4	.250	0-0	.000	1 1 2	0	2	0	0	1	3
at LSU	1/8/22	-	10	0-1	.000	0-1	.000	0-0	.000	0 0 0	1	0	2	1	0	0
South Carolina	1/11/22	-	20	0-0	.000	0-0	.000	0-0	.000	1 1 2	1	0	1	1	0	0
at Kentucky	1/15/22	-	17	2-5	.400	2-4	.500	0-0	.000	0 1 1	1	2	0	0	0	6
at Vanderbilt	1/18/22	-	29	2-6	.333	2-5	.400	2-2	1.000	0 2 2	1	1	2	0	1	8
LSU	1/22/22	-	10	1-2	.500	1-2	.500	0-0	.000	0 0 0	0	0	0	0	0	3
Florida	1/26/22	-	22	1-4	.250	1-2	.500	0-0	.000	2 2 4	0	2	0	0	2	3
at Texas	1/29/22	-	11	0-0	.000	0-0	.000	0-0	.000	0 0 0	0	1	0	0	0	0
Texas A&M	2/1/22	-	9	2-3	.667	2-3	.667	0-0	.000	0 0 0	0	1	2	0	0	6
at South Carolina	2/5/22	-	9	0-2	.000	0-0	.000	0-0	.000	0 1 1	1	0	0	0	0	0
at Miss. State	2/9/22	-	7	0-3	.000	0-2	.000	0-0	.000	0 1 1	0	0	0	0	0	0
Vanderbilt	2/12/22	-	14	0-6	.000	0-2	.000	2-2	1.000	3 3 6	1	2	0	0	1	2
Kentucky	2/15/22	-	11	0-1	.000	0-0	.000	0-0	.000	0 0 0	0	1	1	1	0	0
at Arkansas	2/19/22	-	6	0-1	.000	0-1	.000	0-0	.000	1 0 1	2	0	0	0	0	0
at Missouri	2/22/22									DNP						
Auburn	2/26/22	-	2	0-0	.000	0-0	.000	0-0	.000	0 0 0	0	0	0	0	0	0
at Georgia	3/1/22	-	6	0-0	.000	0-0	.000	0-0	.000	0 1 1	0	0	0	0	0	0
Arkansas	3/5/22															

PRODUCTION TRACKER

	Last Season	This Season	Career
Scored 10+ Points	4	4	8
Scored 20+ Points	2	-	2
Led the Vols in Scoring	N/A	1	1
Made Multiple 3-Pointers	3	6	9
Had 5+ Rebounds	7	1	8
Had 5+ Assists	5	-	5
Had 10+ Assists	-	-	-
Led the Vols in Assists	N/A	1	1
Had Multiple Steals	3	3	6
Led the Vols in Steals	N/A	2	2
Had a Positive Assist/TO Ratio	7	9	16



CAREER STATS

	GP-GS	Min	Avg	FG-A	Pct	3FG-A	Pct	FT-A	Pct	Off-Def-Rebs	Avg	PF-FO	Ast	TO	Blk	Stl	Pts	Avg
2020-21	10-7	117	11.7	36-84	.429	19-43	.442	26-34	.765	9-52-61	6.1	11-0	47	26	0	9	117	11.7
2021-22	27-1	407	15.1	37-95	.389	24-62	.387	11-15	.733	15-29-44	1.6	15-0	21	13	5	10	109	4.0
TOTAL	37-8	524	14.2	73-179	.408	43-105	.410	37-49	.755	24-81-105	2.8	26-0	68	39	5	19	226	6.1

31 ISAIAH SULACK

JR Guard | 6-5 | 186 | Business Management
Knoxville, Tennessee | Bossier Parish (La.) Community College



VOLScholar



SEASON/CAREER BESTS

POINTS

Season -
Career -

REBOUNDS

Season -
Career -

ASSISTS

Season -
Career -

BLOCKS

Season -
Career -

STEALS

Season -
Career -

MINUTES

Season 2:17 vs. Presbyterian (11/30/21)
Career Same

FIELD GOALS MADE

Season -
Career -

FIELD GOALS ATTEMPTED

Season 1 vs. ETSU (11/14/21)
Career Same

3-PT. FIELD GOALS MADE

Season -
Career -

3-PT. FIELD GOALS ATTEMPTED

Season -
Career -

FREE THROWS MADE

Season -
Career -

FREE THROWS ATTEMPTED

Season -
Career -

ISAIAHSULACK

- Made his third appearance of the season against UNC Greensboro (12/11/21).
- Appeared for a season-high 2:17 against Presbyterian (11/30/21).
- Made his Tennessee debut against ETSU (11/14/21), logging two minutes of playing time.
- Logged three minutes in Tennessee's exhibition win over Lenoir-Rhyne (10/30/21) and handed out an assist.
- This is the walk-on guard's second year at Tennessee after transferring from junior college.
- Earned his associate's degree from Bossier Parish Community College in Louisiana in the spring of 2020.
- Knoxville native graduated from Christian Academy of Knoxville (CAK) in 2017.
- Shares an apartment with super senior John Fulkerson.

2021-22 GAME-BY-GAME STATS

OPPONENT	DATE	St	MIN	FG-FGA	PCT	3FG-FGA	PCT	FT-FTA	PCT	OFF DEF TOT	PF	A	T/O	BLK	STL	PTS
UT Martin	11/9/21							DNP								
ETSU	11/14/21	-	2	0-1	.000	0-0	.000	0-0	.000	0 0 0	0	0	0	0	0	0
vs. Villanova	11/20/21							DNP								
vs. North Carolina	11/21/21							DNP								
Tennessee Tech	11/26/21							DNP								
Presbyterian	11/30/21	-	2	0-0	.000	0-0	.000	0-0	.000	0 0 0	0	0	0	0	0	0
at Colorado	12/4/21							DNP								
vs. Texas Tech	12/7/21							DNP								
UNC Greensboro	12/11/21	-	1	0-0	.000	0-0	.000	0-0	.000	0 0 0	0	0	0	0	0	0
USC Upstate	12/14/21							DNP								
Arizona	12/22/21							DNP								
at Alabama	12/29/21							DNP								
Ole Miss	1/5/22							DNP								
at LSU	1/8/22							DNP								
South Carolina	1/11/22							DNP								
at Kentucky	1/15/22							DNP								
at Vanderbilt	1/18/22							DNP								
LSU	1/22/22							DNP								
Florida	1/26/22							DNP								
at Texas	1/29/22							DNP								
Texas A&M	2/1/22							DNP								
at South Carolina	2/5/22							DNP								
at Miss. State	2/9/22							DNP								
Vanderbilt	2/12/22							DNP								
Kentucky	2/15/22							DNP								
at Arkansas	2/19/22							DNP								
at Missouri	2/22/22							DNP								
Auburn	2/26/22							DNP								
at Georgia	3/1/22							DNP								
Arkansas	3/5/22															



CAREER STATS

	GP-GS	Min	Avg	FG-A	Pct	3FG-A	Pct	FT-A	Pct	Off-Def-Rebs	Avg	PF-FO	Ast	TO	Blk	Stl	Pts	Avg
2020-21	-	-	-	-	-	-	-	-	-	-	-	-	-	-	-	-	-	-
2021-22	3-0	5	1.7	0-1	.000	0-0	.000	0-0	.000	0-0-0	0.0	0-0	0	0	0	0	0	0.0
TOTAL	3-0	5	1.7	0-1	.000	0-0	.000	0-0	.000	0-0-0	0.0	0-0	0	0	0	0	0	0.0

32 HANDJE TAMBA

FR Forward | 6-11 | 229 | Exploratory/Undecided
Knoxville, Tennessee | Knoxville Catholic High School



Name pronounced: AHN-jay TAHM-buh

- Incredibly fast learner—both academically and athletically—and is driven to improve.
- Added close to 20 pounds to his frame during his first 10 weeks on campus.
- Boasts a 7'3.5" wingspan, the third-longest on the team.
- Emigrated to the United States from Africa's Democratic Republic of the Congo in 2017.
- Graduated from Knoxville Catholic High School, where he was coached by Mike Hutchens.
- An elite academic achiever, he was a high school junior in 2020-21 but announced in July of 2021 that he was reclassifying into the Class of 2021.
- As a junior in 2020-21, he averaged 10.3 points, 7.0 rebounds and 2.4 blocks per game to earn DII-AA All-State acclaim from the Tennessee Sports Writers Association and All-PrepXtra second-team honors from the Knoxville News Sentinel.
- In addition to English, he also is fluent in French and Lingala.

SEASON/CAREER BESTS

POINTS

Season -
Career -

REBOUNDS

Season -
Career -

ASSISTS

Season -
Career -

BLOCKS

Season -
Career -

STEALS

Season -
Career -

MINUTES

Season -
Career -

FIELD GOALS MADE

Season -
Career -

FIELD GOALS ATTEMPTED

Season -
Career -

3-PT. FIELD GOALS MADE

Season -
Career -

3-PT. FIELD GOALS ATTEMPTED

Season -
Career -

FREE THROWS MADE

Season -
Career -

FREE THROWS ATTEMPTED

Season -
Career -

2021-22 GAME-BY-GAME STATS

OPPONENT	DATE	St	MIN	FG-FGA	PCT	3FG-FGA	PCT	FT-FTA	PCT	OFF DEF TOT	PF	A	T/O	BLK	STL	PTS
UT Martin	11/9/21								DNP							
ETSU	11/14/21								DNP							
vs. Villanova	11/20/21								DNP							
vs. North Carolina	11/21/21								DNP							
Tennessee Tech	11/26/21								DNP							
Presbyterian	11/30/21								DNP							
at Colorado	12/4/21								DNP							
vs. Texas Tech	12/7/21								DNP							
UNC Greensboro	12/11/21								DNP							
USC Upstate	12/14/21								DNP							
Arizona	12/22/21								DNP							
at Alabama	12/29/21								DNP							
Ole Miss	1/5/22								DNP							
at LSU	1/8/22								DNP							
South Carolina	1/11/22								DNP							
at Kentucky	1/15/22								DNP							
at Vanderbilt	1/18/22								DNP							
LSU	1/22/22								DNP							
Florida	1/26/22								DNP							
at Texas	1/29/22								DNP							
Texas A&M	2/1/22								DNP							
at South Carolina	2/5/22								DNP							
at Miss. State	2/9/22								DNP							
Vanderbilt	2/12/22								DNP							
Kentucky	2/15/22								DNP							
at Arkansas	2/19/22								DNP							
at Missouri	2/22/22								DNP							
Auburn	2/26/22								DNP							
at Georgia	3/1/22								DNP							
Arkansas	3/5/22								DNP							

PRODUCTION TRACKER

This Season

Scored 5+ Points	-
Scored 10+ Points	-
Led the Vols in Scoring	-
Had 10+ Rebounds	-
Led the Vols in Rebounding	-
Had a Double-Double	-
Had 3+ Blocks	-
Led the Vols in Blocks	-
Made Multiple 3-Pointers	-
Had a Positive Assist/TO Ratio	-
Had Multiple Dunks	-



CAREER STATS

	GP-GS	Min	Avg	FG-A	Pct	3FG-A	Pct	FT-A	Pct	Off-Def-Rebs	Avg	PF-FO	Ast	TO	Blk	Stl	Pts	Avg
2021-22	-	-	-	-	-	-	-	-	-	-	-	-	-	-	-	-	-	-
TOTAL	-	-	-	-	-	-	-	-	-	-	-	-	-	-	-	-	-	-

25 SANTIAGO VESCOVI

JR Guard | 6-3 | 191 | Business Management
Montevideo, Uruguay | NBA Global Academy (Canberra, Australia)



VOLScholar



SEASON/CAREER BESTS

POINTS

Season 23 (2x), last vs. Florida (1/26/22)
Career 23 (3x), last vs. Florida (1/26/22)

REBOUNDS

Season 11 at Arkansas (2/19/22)
Career Same

ASSISTS

Season 8 vs. UNC Greensboro (12/11/21)
Career 8 (3x), last vs. UNC Greensboro (12/11/21)

BLOCKS

Season 2 (2x), last vs. Auburn (2/26/22)
Career Same

STEALS

Season 4 vs. UNC Greensboro (12/11/21)
Career 4 (2x), last vs. UNC Greensboro (12/11/21)

MINUTES

Season 41:39 vs. Ole Miss (1/5/22)
Career Same

FIELD GOALS MADE

Season 7 (2x), last at Kentucky (1/15/22)
Career 8 at Texas A&M (1/9/21)

FIELD GOALS ATTEMPTED

Season 17 vs. Villanova (11/20/21)
Career Same

3-PT. FIELD GOALS MADE

Season 6 vs. UT Martin (11/9/21)
Career 6 (3x), last vs. UT Martin (11/9/21)

3-PT. FIELD GOALS ATTEMPTED

Season 12 (2x), last vs. Arizona (12/22/21)
Career Same

FREE THROWS MADE

Season 6 (2x), last vs. Auburn (2/26/22)
Career 8 vs. Georgia (2/10/21)

FREE THROWS ATTEMPTED

Season 7 at LSU (1/8/22)
Career 8 (2x), last vs. Georgia (2/10/21)

SANTIVESCOVI

Name pronounced: sahn-tee-AH-go VESS-co-vee

- Through the games of March 2, is second in the SEC in made threes per game (2.9) and second in 3-point percentage (.393). His assist/turnover ratio of 1.85 also ranks fourth in the SEC.
- During SEC games only, shooting a league-best 44 percent from 3-point range (54-for-124) and averaging a league-leading 3.2 makes per game.
- Has scored in double figures during all but one SEC game—averaging 14.2 points per game in conference play.
- Scored a game-high 18 points in the win over #4 Kentucky (2/15/22), making two threes and grabbing four rebounds.
- Tied a career high with 23 points against Florida (1/26/22) with five made threes.
- Recorded a team-high 16 points, a team-high-tying six rebounds and five assists in the win over #13 LSU (1/22/22).
- Tied a season-high with seven made field goals at Kentucky (1/15/22), scoring 20 points on 7-for-10 shooting.
- Scored 15 points in the win over #6 Arizona (12/22/21), hitting three 3-pointers and also grabbing five rebounds.
- Named to the 2021 Hall of Fame Tip-Off All-Tournament Team; averaged 20.0 points, 7.5 rebounds and hit seven total 3-pointers in two games at Mohegan Sun.
- Has made multiple threes in 25 of Tennessee's 29 games this season; has 173 made 3-pointers in 75 career games.

2021-22 GAME-BY-GAME STATS

OPPONENT	DATE	St	MIN	FG-FGA	PCT	3FG-FGA	PCT	FT-FTA	PCT	OFF DEF TOT	PF	A	T/O	BLK	STL	PTS
UT Martin	11/9/21	g	27	6-13	.462	6-11	.545	2-4	.500	1 4 5	3	2	1	0	0	20
ETSU	11/14/21	g	25	3-11	.273	1-7	.143	0-0	.000	1 3 4	3	2	3	0	3	7
vs. Villanova	11/20/21	g	27	7-17	.412	4-12	.333	5-5	1.000	2 4 6	4	1	3	0	3	23
vs. North Carolina	11/21/21	g	31	6-12	.500	3-6	.500	2-3	.667	2 7 9	2	3	2	0	2	17
Tennessee Tech	11/26/21	g	34	4-12	.333	3-10	.300	2-2	1.000	2 5 7	3	7	1	0	3	13
Presbyterian	11/30/21	g	24	6-11	.545	1-5	.200	0-0	.000	0 2 2	3	4	0	0	1	13
at Colorado	12/4/21	g	23	5-5	1.000	3-3	1.000	0-0	.000	0 1 1	3	2	1	0	0	13
vs. Texas Tech	12/7/21	g	34	3-14	.214	2-10	.200	1-2	.500	0 5 5	4	1	0	0	2	9
UNC Greensboro	12/11/21	g	24	4-7	.571	2-5	.400	0-0	.000	0 2 2	2	8	0	0	4	10
USC Upstate	12/14/21	g	16	2-6	.333	2-4	.500	0-0	.000	1 2 3	3	4	1	0	3	6
Arizona	12/22/21	g	33	5-16	.313	3-12	.250	2-3	.667	0 5 5	4	1	2	0	1	15
at Alabama	12/29/21	g	32	5-11	.455	3-8	.375	0-0	.000	0 6 6	5	3	1	0	3	13
Ole Miss	1/5/22	g	42	5-12	.417	4-10	.400	3-3	1.000	1 5 6	0	5	2	0	3	17
at LSU	1/8/22	g	34	3-7	.429	3-7	.429	5-7	.714	0 5 5	2	3	1	0	1	14
South Carolina	1/11/22	g	34	5-12	.417	2-9	.222	2-5	.400	1 2 3	1	5	4	0	2	14
at Kentucky	1/15/22	g	27	7-10	.700	4-6	.667	2-2	1.000	1 2 3	1	1	2	0	2	20
at Vanderbilt	1/18/22	g	27	3-8	.375	3-5	.600	5-6	.833	2 4 6	4	0	2	2	1	14
LSU	1/22/22	g	38	5-11	.455	5-11	.455	1-2	.500	1 5 6	0	5	4	0	1	16
Florida	1/26/22	g	28	6-10	.600	5-8	.625	6-6	1.000	0 3 3	2	4	2	0	0	23
at Texas	1/29/22	g	37	1-8	.125	0-5	.000	1-2	.500	1 4 5	4	4	1	0	3	3
Texas A&M	2/1/22	g	33	4-8	.500	4-8	.500	1-3	.333	1 2 3	2	5	1	0	2	13
at South Carolina	2/5/22	g	23	4-10	.400	3-8	.375	2-2	1.000	1 3 4	3	1	2	0	1	13
at Miss. State	2/9/22	g	37	4-9	.444	3-6	.500	0-0	.000	2 3 5	0	7	1	0	1	11
Vanderbilt	2/12/22	g	26	3-8	.375	3-6	.500	1-2	.500	1 2 3	4	1	0	0	0	10
Kentucky	2/15/22	g	35	6-12	.500	2-4	.500	4-6	.667	0 4 4	2	2	0	1	1	18
at Arkansas	2/19/22	g	32	2-13	.154	1-9	.111	2-2	1.000	0 11 11	4	1	3	1	0	7
at Missouri	2/22/22	g	34	4-9	.444	4-6	.667	2-2	1.000	1 2 3	2	2	2	1	2	14
Auburn	2/26/22	g	31	3-9	.333	2-5	.400	6-6	1.000	1 4 5	1	2	4	2	1	14
at Georgia	3/1/22	g	35	3-10	.300	3-8	.375	2-2	1.000	0 5 5	4	3	2	0	1	11
Arkansas	3/5/22															

PRODUCTION TRACKER

	Last Season	This Season	Career
Scored 10+ Points	10	24	45
Scored 20+ Points	1	4	6
Led the Vols in Scoring	4	10	18
Made Multiple 3-Pointers	14	25	48
Had 5+ Rebounds	10	16	29
Had 5+ Assists	6	7	19
Had 10+ Assists	-	-	-
Led the Vols in Assists	10	7	24
Had Multiple Steals	8	14	28
Led the Vols in Steals	7	9	22
Had a Positive Assist/TO Ratio	16	20	47



CAREER STATS

	GP-GS	Min	Avg	FG-A	Pct	3FG-A	Pct	FT-A	Pct	Off-Def-Rebs	Avg	PF-FO	Ast	TO	Blk	Stl	Pts	Avg
2019-20	19-19	575	30.3	63-169	.373	36-100	.360	42-51	.824	10-52-62	3.3	61-2	70	67	3	23	204	10.7
2020-21	27-23	790	29.3	71-183	.388	53-142	.373	40-49	.816	8-93-101	3.7	62-0	84	51	1	32	235	8.7
2021-22	29-29	883	30.4	124-301	.412	84-214	.393	59-77	.766	23-112-135	4.7	75-1	89	48	7	47	391	13.5
TOTAL	75-71	2248	30.0	258-653	.395	173-456	.379	141-177	.797	41-257-298	4.0	198-3	243	166	11	102	830	11.1

5 ZAKAI ZEIGLER

FR Guard | 5-9 | 167 | Exploratory/Undecided
Long Island, New York | Our Saviour Lutheran School



SEASON/CAREER BESTS

POINTS

Season 18 (2x), last at South Carolina (2/5/22)
Career Same

REBOUNDS

Season 6 vs. Florida (1/26/22)
Career Same

ASSISTS

Season 5 (3x), last vs. Vanderbilt (2/12/22)
Career Same

BLOCKS

Season 1 (3x), last vs. Kentucky (2/15/22)
Career Same

STEALS

Season 5 (2x), last at Mississippi State (2/9/22)
Career Same

MINUTES

Season 32:41 at Arkansas (2/19/22)
Career Same

FIELD GOALS MADE

Season 7 vs. North Carolina (11/21/21)
Career Same

FIELD GOALS ATTEMPTED

Season 13 at South Carolina (2/5/22)
Career Same

3-PT. FIELD GOALS MADE

Season 4 at South Carolina (2/5/22)
Career Same

3-PT. FIELD GOALS ATTEMPTED

Season 8 vs. Ole Miss (1/5/22)
Career Same

FREE THROWS MADE

Season 11 at Vanderbilt (1/18/22)
Career Same

FREE THROWS ATTEMPTED

Season 12 at Vanderbilt (1/18/22)
Career Same

CAREER STATS

	GP-GS	Min	Avg	FG-A	Pct	3FG-A	Pct	FT-A	Pct	Off-Def-Rebs	Avg	PF-FO	Ast	TO	Blk	Stl	Pts	Avg
2021-22	29-1	616	21.2	75-201	.373	37-104	.356	64-73	.877	5-49-54	1.9	48-0	70	44	3	52	251	8.7
TOTAL	29-1	616	21.2	75-201	.373	37-104	.356	64-73	.877	5-49-54	1.9	48-0	70	44	3	52	251	8.7



Name pronounced: zuh-KY ZEE-glur

- SEC Sixth Man of the Year candidate ranks seventh among all Division I players in steal percentage, logging a steal on 4.9 percent of opponents' possessions that he is on the court for.
- Has scored in double figures during 12 of Tennessee's 17 SEC games—including eight of the last 10.
- During SEC play, is averaging a league-leading 2.4 steals per game. Also ranks sixth among Division I true freshmen in overall steals per game (1.9 spg) and has recorded multiple steals in 16 games.
- Scored 13 points and had three steals in the win over #3 Auburn (2/26/22), shooting 8-of-9 at the free-throw line.
- Compiled 14 points, four assists and four steals in Tennessee's win over #4 Kentucky (2/15/22).
- Had a team-high 16 points vs. Vanderbilt (2/12/22), also recording a career-high-tying five assists and zero turnovers.
- Named SEC Freshman of the Week following his standout performances against Texas A&M and South Carolina.
- Scored 14 points vs. Texas A&M (2/1/22) and had an ankle-breaking crossover that was the No. 2 play on SportsCenter.
- Scored a season-best 18 points in wins away from home over North Carolina and South Carolina.
- Was the final piece added to this Tennessee roster when he signed on August 27.

2021-22 GAME-BY-GAME STATS

OPPONENT	DATE	St	MIN	FG-FGA	PCT	3FG-FGA	PCT	FT-FTA	PCT	OFF DEF TOT	PF	A	T/O	BLK	STL	PTS
UT Martin	11/9/21	-	13	1-5	.200	0-2	.000	1-2	.500	1 0 1	0	4	1	0	0	3
ETSU	11/14/21	-	10	2-4	.500	0-1	.000	0-0	.000	0 0 0	0	1	2	0	2	4
vs. Villanova	11/20/21	-	7	3-4	.750	1-1	1.000	0-0	.000	0 1 1	0	1	2	0	0	7
vs. North Carolina	11/21/21	-	27	7-10	.700	3-5	.600	1-1	1.000	0 2 2	3	5	0	0	2	18
Tennessee Tech	11/26/21	-	26	1-6	.167	0-4	.000	2-2	1.000	0 4 4	2	4	1	0	1	4
Presbyterian	11/30/21	-	14	3-5	.600	2-3	.667	1-1	1.000	0 0 0	0	1	2	0	2	9
at Colorado	12/4/21	-	16	1-6	.167	0-4	.000	0-0	.000	0 3 3	2	3	2	0	1	2
vs. Texas Tech	12/7/21	-	30	3-10	.300	1-7	.143	2-4	.500	0 2 2	4	1	1	0	1	9
UNC Greensboro	12/11/21	-	21	3-9	.333	3-6	.500	0-0	.000	0 2 2	1	2	1	0	2	9
USC Upstate	12/14/21	-	17	1-4	.250	1-2	.500	0-0	.000	0 2 2	0	5	0	0	1	3
Arizona	12/22/21	-	12	1-3	.333	1-1	1.000	0-0	.000	0 0 0	0	1	0	0	1	3
at Alabama	12/29/21	g	27	2-7	.286	0-3	.000	7-8	.875	0 1 1	4	4	4	0	2	11
Ole Miss	1/5/22	-	28	3-11	.273	2-8	.250	0-0	.000	1 4 5	1	3	2	0	5	8
at LSU	1/8/22	-	11	1-3	.333	1-2	.500	0-0	.000	1 0 1	1	0	1	0	0	3
South Carolina	1/11/22	-	22	5-8	.625	1-3	.333	0-0	.000	0 1 1	2	4	2	0	4	11
at Kentucky	1/15/22	-	17	1-4	.250	0-2	.000	0-0	.000	0 1 1	1	2	2	0	0	2
at Vanderbilt	1/18/22	-	27	0-8	.000	0-3	.000	11-12	.917	0 3 3	1	2	0	0	4	11
LSU	1/22/22	-	17	1-4	.250	1-4	.250	2-2	1.000	1 2 3	2	1	2	0	0	5
Florida	1/26/22	-	26	4-7	.571	3-5	.600	0-0	.000	1 5 6	3	4	2	1	2	11
at Texas	1/29/22	-	17	4-9	.444	2-4	.500	2-2	1.000	0 3 3	4	0	0	0	0	12
Texas A&M	2/1/22	-	27	4-10	.400	2-6	.333	4-5	.800	0 1 1	1	3	1	0	2	14
at South Carolina	2/5/22	-	27	6-13	.462	4-5	.800	2-2	1.000	0 2 2	3	3	3	0	3	18
at Miss. State	2/9/22	-	16	2-4	.500	1-2	.500	6-6	1.000	0 0 0	3	2	2	0	5	11
Vanderbilt	2/12/22	-	28	5-10	.500	3-5	.600	3-5	.600	0 2 2	2	5	0	1	2	16
Kentucky	2/15/22	-	29	4-8	.500	2-4	.500	4-4	1.000	0 1 1	2	4	3	1	4	14
at Arkansas	2/19/22	-	33	2-8	.250	2-3	.667	6-6	1.000	0 2 2	2	0	2	0	3	12
at Missouri	2/22/22	-	22	2-5	.400	0-2	.000	2-2	1.000	0 2 2	3	2	2	0	0	6
Auburn	2/26/22	-	30	2-9	.222	1-3	.333	8-9	.889	0 2 2	1	0	2	0	3	13
at Georgia	3/1/22	-	19	1-7	.143	0-4	.000	0-0	.000	0 1 1	0	3	2	0	0	2
Arkansas	3/5/22															

PRODUCTION TRACKER

	This Season
Scored 10+ Points	13
Scored 20+ Points	-
Led the Vols in Scoring	4
Made Multiple 3-Pointers	11
Had 5+ Rebounds	2
Had 5+ Assists	3
Had 10+ Assists	-
Led the Vols in Assists	4
Had Multiple Steals	16
Led the Vols in Steals	10
Had a Positive Assist/TO Ratio	15



THE LAST TIME...

LAST TIME A TENNESSEE PLAYER...

Scored 40 Points: 43 by Grant Williams at Vanderbilt (1/23/19)

Scored 35 Points: 43 by Grant Williams at Vanderbilt (1/23/19)

Scored 30 Points: 30 by Jaden Springer vs. Georgia (2/10/21)

Scored 25 Points: 27 by Kennedy Chandler at Colorado (12/4/21)

Scored 30 Or More Points In Back-To-Back Games: Chris Lofton with 34 vs. Memphis (12/6/06) and 32 vs. Western Kentucky (12/16/06)

Scored 25 or More Points in Back-To-Back Games: Admiral Schofield with 30 vs. #1 Gonzaga (12/9/18) and 29 at Memphis (12/15/18)

Scored 20 or More Points in Five Consecutive Games: Seven Games: Kevin Punter Jr. with 24 vs. Gardner-Webb (11/22/15), 26 vs. Army West Point (11/24/15), 24 vs. George Washington (12/27/15), 23 vs. Nebraska (11/28/15), 27 at Butler (12/12/15), 24 vs. Florida Atlantic (12/16/15) and 23 vs. Gonzaga (12/19/15)

Grabbed 20 Rebounds: 20 by Jeronne Maymon vs. Memphis (11/22/11)

Grabbed 15 Rebounds: 17 by Kyle Alexander at Missouri (1/8/19)

Grabbed 10 Offensive Rebounds: 10 by Jeronne Maymon vs. NC State (12/18/13)

Made 15 Field Goals: 15 (15-19) by Dyron Nix vs. Tennessee Tech (11/25/88)

Made 10 Field Goals: 13 (13-20) by Kennedy Chandler at Colorado (12/4/21)

Attempted 25 Field Goals: 27 (14-27) by Allan Houston vs. LSU (2/10/90)

Attempted 20 Field Goals: 20 (13-20) by Kennedy Chandler at Colorado (12/4/21)

Made 8 3-pointers: 8 (8-11) by Jordan McRae at Georgia (3/2/13)

Made 7 3-pointers: 7 (7-10) by Victor Bailey Jr. vs. South Carolina (2/17/21)

Made 6 3-pointers: 6 (6-11) by Santiago Vescovi vs. UT Martin (11/9/21)

Attempted 15 3-pointers: 15 (6-15) by Chris Lofton at Vanderbilt (2/26/08)

Attempted 10 3-pointers: 11 (5-11) by Santiago Vescovi vs. LSU (1/22/22)

Made 15 Free Throws: 23 (23-23) by Grant Williams at Vanderbilt (1/23/19)

Made 10 Free Throws: 10 (10-10) by Jaden Springer at Vanderbilt (2/24/21)

Attempted 20 Free Throws: 23 (23-23) by Grant Williams at Vanderbilt (1/23/19)

Attempted 15 Free Throws: 23 (23-23) by Grant Williams at Vanderbilt (1/23/19)

Had 15 Assists: 15 by Fred Jenkins vs. Georgia (2/28/87)

Had 10 Assists: 10 by Kennedy Chandler vs. South Carolina (2/5/22)

Had 6 Steals: 7 by Kennedy Chandler vs. Presbyterian (11/30/21)

Had 5 Steals: 5 by Kennedy Chandler and Zakai Zeigler at Mississippi State (2/9/22)

Had 5 Blocks: 5 by John Fulkerson vs. Texas Tech (12/7/21)

Played Every Minute Of A Game: 40 minutes by Jordan Bowden at Missouri (1/7/20)

Converted A 4-Point Play: Santiago Vescovi vs. Ole Miss (1/5/22)

Hit A Shot At The Buzzer To Send A Game To Overtime: Robert Hubbs III hit a driving layup as time expired to tie the game 67-67. Tennessee won 76-73 in overtime at Vanderbilt (2/11/15).

Hit A Shot In The Closing Seconds To Send A Game To Overtime: Josiah-Jordan James made a transition 3-pointer with 31 seconds left in regulation, tying the game at 44. Tennessee went on to lose, 57-52, in overtime (12/7/21).

Hit A Shot At The Buzzer To Win A Game: With 1.7 seconds to play, Josiah-Jordan James inbounded the ball to Lamonté Turner, who hit a game-winning 3-pointer from the corner after coming off a John Fulkerson screen; the Vols beat VCU, 72-69 at the Emerald Coast Classic (11/30/19)

Hit A Closing-Seconds Shot To Win A Game: Grant Williams made a go-ahead driving layup with 3 seconds left to play in UT's 73-71 victory at Ole Miss (2/27/19)

Scored 20 or more points in a first half: Jordan McRae (20 of his 24) vs. South Carolina (2/8/14)

Scored 20 or more points in a second half: Grant Williams (25 of his 43) at Vanderbilt (1/23/19)

Had A Triple-Double: Tyler Smith (12 points, 10 rebounds, 10 assists) vs. UNC Asheville (12/3/08)
The only triple-double in Tennessee basketball history

LAST TIME TENNESSEE...

Scored 110 Points: 124 vs. UNC Asheville (11/17/09)

Scored 105 Points: 106 vs. Arkansas (1/15/19)

Scored 100 Points: 102 vs. Saint Joseph's (12/21/20)

Allowed 100 Points: 107 at Kentucky (1/15/22)

Scored 60 Points in a Half: 62 (2nd half) vs. East Carolina (11/20/09)

Did Not Score 20+ Points in a Half: 19 (1st half) vs. Ole Miss (1/5/22)

Grabbed 55 Rebounds: 58 vs. UT Martin (11/18/08)

Grabbed 50 Rebounds: 54 vs. Auburn (2/26/22)

Made 40 Field Goals: 42 (42-72) vs. Tennessee Tech (12/18/20)

Attempted 90 Field Goals: 91 (38-91) vs. LSU (2/10/90)

Attempted 80 Field Goals: 80 (29-80) vs. Purdue (11/22/17)

Attempted 70 Field Goals: 71 (19-71) vs. Texas Tech (12/7/21)

Made 15 3-pointers: 17 (17-40) vs. UT Martin (11/9/21)

Made 10 3-pointers: 14 (14-27) vs. South Carolina (2/5/22)

Attempted 35 3-pointers: 35 (13-35) vs. UNC Greensboro (12/11/21)

Attempted 30 3-pointers: 34 (10-34) vs. Ole Miss (1/5/22)

Made 45 Free Throws: 45 (45-60) vs. George Washington (12/28/00)

Made 40 Free Throws: 45 (45-60) vs. George Washington (12/28/00)

Did Not Miss a Free Throw: 10-10 vs. Tenn. Tech (11/26/21)

Attempted 55 Free Throws: 60 (45-60) vs. George Washington (12/28/00)

Had 30 Assists: 30 vs. Tusculum (1/4/14)

Had 25 Assists: 29 vs. USC Upstate (12/14/21)

Had 20 Steals: 21 vs. North Carolina A&T (12/23/09)

Had 15 Steals: 17 vs. Ole Miss (1/5/22)

Had 12 Blocks: 12 vs. Tennessee Tech (12/29/18)

Never trailed in a game: vs. Texas A&M (2/1/22)

Faced a 25-Point Deficit: Final score at Kentucky (1/15/22); lost 107-79

Faced a 20-Point Deficit: Final score at Kentucky (1/15/22); lost 107-79

Faced a 15-Point Deficit: Trailed 51-35 in the second half at Texas (1/29/22); lost 52-51

Overcame a 20-Point Deficit To Win: Trailed 13-34 in first half, won 84-77 vs. Kentucky (2/2/16)

Overcame a 15-Point Deficit To Win: Trailed 48-31 in second half at Kentucky (3/2/20); won 81-73

Overcame a 10-Point Deficit To Win: Trailed 23-10 in first half vs. Florida (1/26/22); won 78-71

Overcame a 15-Point Halftime Deficit To Win: Trailed 35-50 at halftime, won 111-105 in overtime vs. Texas (12/23/06)

Overcame a 10-Point Halftime Deficit To Win: Trailed 42-31 at halftime, won 81-73 at Kentucky (3/3/20)

Did Not Make A 3-Pointer: 0 (0-8) vs. Duke (11/21/11)
Active 3-point streak: 358 games

Played a Half Without a Committing a Turnover: Second half vs. George Washington (11/27/15)

Had Six Players Score In Double Figures in Same Game: Victor Bailey Jr. (18), Santiago Vescovi (16), Yves Pons (13), Keon Johnson (12), John Fulkerson (10) and Jaden Springer (10) vs. Saint Joseph's (12/21/20)

Had Seven Players Score In Double Figures in Same Game: Vincent Yarbrough (18), Charles Hathaway (12), Harris Walker (12), Marcus Haislip (12), Isiah Victor (11), Tony Harris (11), Terrence Woods (11) vs. ETSU (11/19/00)

Had Two Players Record Double-Doubles in Same Game: Jordan Bowden (13 pts, 12 rebs) and Lamonté Turner (17 pts, 12 assts) vs. Chattanooga (11/25/19)

Tennessee Did Not Have A Player Score in Double Figures: vs. Wisconsin (12/28/19)

Opponent Did Not Have A Player Score in Double Figures: vs. Presbyterian (11/30/21)

Had Three Players Score 20+ Points in Same Game: Jordan McRae (21), Josh Richardson (20) and Jarnell Stokes (20) vs. Virginia (12/30/13)

Had Two Players Score 25+ Points in Same Game: Armani Moore (29) and Kevin Punter Jr. (26) vs. Army West Point (11/24/15)

Tennessee Player Made SportCenter's Top 10 Plays: Zakai Zeigler vs. Texas A&M (2/1/22); Juked a defender in transition, then pulled up for a made 3-pointer after the defender fell down (No. 2 play)

Tennessee Player was Called for a Technical Foul: Zakai Zeigler vs. Kentucky (2/15/22)

Tennessee Player was Ejected: Yemi Makanjuola (type-2 flagrant foul) at Vanderbilt (1/24/12)

Tennessee Head Coach was Called for a Technical Foul: Rick Barnes vs. Alabama (1/2/21)

Tennessee Head Coach was Ejected: Bruce Pearl vs. College of Charleston (12/31/10)

Opposing Player was Ejected: Omar Payne of Florida (3/12/21)

Opposing Head Coach was Ejected: Mark Fox of Georgia (2/4/12)

RECORD & RESULTS

Record:	Overall	Home	Away	Neutral
All Games	22-7	15-0	6-5	1-2
Conference	13-4	8-0	5-4	0-0
Non-Conference	9-3	7-0	1-1	1-2

Date	Time	Opponent	Score	Attendance	High Points	High Rebounds	High Assists
Nov. 9	7 p.m.	UT Martin (SEC Network)	W, 90-62	16,425	20 Kennedy Chandler 20 Santiago Vescovi	14 Olivier Nkamhoua	4 Kennedy Chandler 4 Zakai Zeigler
Nov. 14	Noon	ETSU (SEC Network)	W, 94-62	16,564	23 Olivier Nkamhoua	10 John Fulkerson	6 Kennedy Chandler
Nov. 20	1 p.m.	1-vs. #5 Villanova (ESPN News)	L, 71-53	9,176	23 Santiago Vescovi	6 Olivier Nkamhoua 6 Santiago Vescovi	2 Kennedy Chandler 2 Santiago Vescovi
Nov. 21	3:30 p.m.	1-vs. #18 North Carolina (ESPN)	W, 89-72	9,100	18 Zakai Zeigler	9 Santiago Vescovi	8 Kennedy Chandler
Nov. 26	3 p.m.	Tennessee Tech (SEC Network+)	W, 80-69	16,909	18 Olivier Nkamhoua	7 Santiago Vescovi	7 Santiago Vescovi
Nov. 30	7 p.m.	Presbyterian (SEC Network)	W, 86-44	15,768	15 Kennedy Chandler 15 Justin Powell	5 John Fulkerson	7 Kennedy Chandler
Dec. 4	2 p.m.	at Colorado (FOX Sports 1)	W, 69-54	8,688	27 Kennedy Chandler	9 Josiah-Jordan James	3 Zakai Zeigler
Dec. 7	7 p.m.	2-vs. Texas Tech (ESPN)	L, 57-52	14,344	10 John Fulkerson	10 John Fulkerson	5 Kennedy Chandler
Dec. 11	4:30 p.m.	UNC Greensboro (SEC Network)	W, 76-36	16,074	12 B. Huntley-Hatfield 12 Josiah-Jordan James	4 John Fulkerson 4 Josiah-Jordan James 4 Uros Plavsic 4 Justin Powell	8 Santiago Vescovi
Dec. 14	7 p.m.	USC Upstate (SEC Network+)	W, 96-52	14,699	21 Olivier Nkamhoua	8 B. Huntley-Hatfield 8 Olivier Nkamoua	10 Kennedy Chandler
Dec. 18	Noon	vs. Memphis (ESPN2)	Cancelled (COVID issues in the Memphis program)				
Dec. 22	7 p.m.	#6 Arizona (ESPN)	W, 77-73	20,408	24 John Fulkerson	10 John Fulkerson	4 Kennedy Chandler
Dec. 29	9 p.m.	at #19 Alabama* (ESPN2)	L, 73-68	10,427	15 Olivier Nkamhoua	9 B. Huntley-Hatfield 9 Uros Plavsic	4 Zakai Zeigler
Jan. 5	7 p.m.	Ole Miss* (SEC Network)	W, 66-60 OT	15,617	17 Santiago Vescovi	8 Josiah-Jordan James	7 Kennedy Chandler
Jan. 8	6 p.m.	at #21 LSU* (ESPN2)	L, 79-67	12,881	19 Kennedy Chandler	7 Olivier Nkamhoua 7 Uros Plavsic	3 Kennedy Chandler 3 Santiago Vescovi
Jan. 11	6:30 p.m.	South Carolina* (SEC Network)	W, 66-46	15,262	14 Santiago Vescovi	12 Josiah-Jordan James	5 Santiago Vescovi
Jan. 15	1 p.m.	at #18 Kentucky* (ESPN)	L, 107-79	20,278	20 Santiago Vescovi	4 Josiah-Jordan James	3 Kennedy Chandler
Jan. 18	9 p.m.	at Vanderbilt* (SEC Network)	W, 68-60	7,588	14 Santiago Vescovi	7 Olivier Nkamhoua 7 Uros Plavsic	4 Kennedy Chandler
Jan. 22	6 p.m.	#13 LSU* (ESPN)	W, 64-50	21,061	16 Santiago Vescovi	6 Brandon Huntley-Hatfield 6 Uros Plavsic 6 Santiago Vescovi	6 Kennedy Chandler
Jan. 26	6 p.m.	Florida* (ESPN2)	W, 78-71	20,789	23 Santiago Vescovi	9 Josiah-Jordan James	5 Kennedy Chandler
Jan. 29	8 p.m.	3-at Texas (ESPN)	L, 52-51	16,540	12 Zakai Zeigler	8 Olivier Nkamhoua	4 Santiago Vescovi
Feb. 1	7 p.m.	Texas A&M* (SEC Network)	W, 90-80	16,607	16 Kennedy Chandler	8 Josiah-Jordan James	7 Kennedy Chandler
Feb. 5	1 p.m.	at South Carolina* (CBS)	W, 81-57	12,391	20 Josiah-Jordan James	8 Uros Plavsic	10 Kennedy Chandler
Feb. 9	9 p.m.	at Mississippi State* (ESPN2)	W, 72-63	7,014	18 Kennedy Chandler 18 Josiah-Jordan James	5 Kennedy Chandler 5 Santiago Vescovi	7 Santiago Vescovi
Feb. 12	6 p.m.	Vanderbilt* (SEC Network)	W, 73-64	20,019	16 Zakai Zeigler	10 Josiah-Jordan James	5 Zakai Zeigler
Feb. 15	9 p.m.	#4 Kentucky* (ESPN)	W, 76-63	21,678	18 Santiago Vescovi	8 John Fulkerson	6 Kennedy Chandler
Feb. 19	4 p.m.	at #23 Arkansas* (ESPN)	L, 58-48	19,200	12 Zakai Zeigler	11 Santiago Vescovi	2 Kennedy Chandler
Feb. 22	7 p.m.	at Missouri* (SEC Network)	W, 80-61	7,253	23 Kennedy Chandler	8 Kennedy Chandler	6 Kennedy Chandler
Feb. 26	4 p.m.	#3 Auburn* (ESPN/ESPN2)	W, 67-62	21,678	14 Santiago Vescovi	9 John Fulkerson 9 Brandon Huntley-Hatfield	2 Kennedy Chandler 2 John Fulkerson 2 Santiago Vescovi
March 1	6:30 p.m.	at Georgia* (SEC Network)	W, 75-68	6,139	23 Josiah-Jordan James	10 Uros Plavsic	5 Josiah-Jordan James
March 5	noon or 2 p.m.	Arkansas* (ESPN)					
March 11		4-SEC Tournament					

1-Hall of Fame Tip-Off Tournament (Uncasville, Conn., Mohegan Sun Arena)

2-Jimmy V Classic (New York, N.Y., Madison Square Garden)

3-Big 12/SEC Challenge

4-SEC Tournament (Tampa, Fla.,)

4-NCAA Tournament (Indianapolis, Ind.)

*-Southeastern Conference Game

Rankings listed are Associated Press

All Times Eastern

GAME-BY-GAME COMPARISON

	Date	Result	FG-A	Pct	3FG-A	Pct	FT-A	Pct	Rebounds O-D-Total	PF	Pts	A	TO	Blk	Stl	Min	Pts. at Half
UT Martin			26-58	.448	7-23	.304	3-9	.333	12-25-37	15	62	9	21	3	7	200	35
at #18 Tennessee	Nov. 9	W, 90-62	33-77	.429	17-40	.425	7-13	.538	23-23-46	12	90	18	10	9	12	200	43
ETSU			19-56	.339	10-32	.313	14-16	.875	5-20-25	14	62	10	17	3	6	200	23
at #18 Tennessee	Nov. 14	W, 94-62	34-74	.459	10-23	.435	16-18	.889	19-32-51	15	94	19	12	4	14	200	46
vs. #5 Villanova			25-67	.373	8-24	.333	13-16	.813	14-27-41	19	71	14	7	3	8	200	35
#17 Tennessee	Nov. 20	L, 71-53	19-57	.333	5-28	.179	10-13	.769	12-27-39	19	53	9	18	3	4	200	15
vs. #18 North Carolina			22-55	.400	10-23	.435	18-22	.818	5-25-30	15	72	9	13	1	4	200	32
#17 Tennessee	Nov. 21	W, 89-72	38-70	.543	9-20	.450	4-5	.800	8-30-38	18	89	28	10	4	9	200	39
Tennessee Tech			26-55	.473	6-14	.429	11-16	.688	11-18-29	12	69	15	19	3	7	200	35
at #15 Tennessee	Nov. 26	W, 80-69	32-63	.508	6-23	.261	10-10	1.000	11-20-31	11	80	21	12	5	11	200	34
Presbyterian			18-47	.383	7-17	.412	1-3	.333	10-20-30	14	44	12	25	1	5	200	21
at #13 Tennessee	Nov. 30	W, 86-44	33-59	.559	14-27	.519	6-9	.667	8-20-28	7	86	26	8	6	13	200	45
at Colorado			19-55	.345	4-17	.235	12-19	.632	10-27-37	13	54	10	15	1	3	200	24
#13 Tennessee	Dec. 4	W, 69-54	29-61	.475	6-24	.250	5-9	.556	6-28-34	19	69	11	11	8	9	200	34
vs. Texas Tech			19-61	.311	4-24	.167	15-25	.600	10-44-54	12	57	9	15	6	6	200	29
#13 Tennessee	Dec. 7	L, 57-52 OT	19-71	.268	6-39	.154	8-16	.500	10-37-47	22	52	10	9	8	6	200	25
UNC Greensboro			14-38	.368	3-16	.188	5-7	.714	5-21-26	13	36	7	25	1	2	200	15
at #13 Tennessee	Dec. 11	W, 76-36	29-64	.453	13-35	.371	5-7	.714	14-17-31	12	76	22	7	4	13	200	33
USC Upstate			20-55	.364	6-22	.273	6-13	.462	10-20-30	18	52	8	21	1	5	200	24
at #18 Tennessee	Dec. 14	W, 96-52	38-68	.559	11-25	.440	9-16	.563	15-28-43	15	96	29	10	5	15	200	51
vs. Memphis																	
#18 Tennessee	Dec. 18	Cancelled															
#6 Arizona			26-58	.448	9-27	.333	12-18	.667	10-28-38	28	73	16	17	3	6	200	21
at #19 Tennessee	Dec. 22	W, 77-73	26-67	.388	7-24	.292	18-27	.667	16-24-40	16	77	12	13	6	8	200	34
at #19 Alabama			26-60	.433	7-31	.226	14-21	.667	11-32-43	17	73	11	15	3	7	200	33
#14 Tennessee	Dec. 29	L, 73-68	22-63	.349	7-29	.241	17-20	.850	10-25-35	19	68	10	11	2	10	200	33
Ole Miss			22-50	.440	11-22	.500	5-8	.625	5-28-33	13	60	14	27	1	12	200	21
at #18 Tennessee	Jan. 5	W, 66-60 OT	25-64	.391	10-34	.294	6-8	.750	11-23-34	13	66	21	19	1	17	200	19
at #21 LSU			27-57	.474	8-18	.444	17-27	.630	14-27-41	26	79	13	16	6	11	200	42
#18 Tennessee	Jan. 9	L, 79-67	19-49	.388	6-24	.250	23-37	.622	10-23-33	18	67	10	15	5	8	200	35
South Carolina			17-49	.347	6-19	.316	6-17	.353	10-28-38	20	46	10	23	3	7	200	24
at #22 Tennessee	Jan. 11	W, 66-46	24-55	.436	7-21	.333	11-25	.440	12-28-40	18	66	15	15	4	11	200	30
at #18 Kentucky			38-56	.679	11-18	.611	20-21	.952	5-20-25	14	107	19	12	3	10	200	52
#22 Tennessee	Jan. 15	L, 107-79	31-58	.534	11-23	.478	6-11	.545	10-14-24	17	79	17	20	3	5	200	38
at Vanderbilt			18-49	.367	8-26	.308	16-23	.696	9-25-34	26	60	7	21	4	9	200	32
#24 Tennessee	Jan. 18	W, 68-60	19-56	.339	5-23	.217	25-29	.862	14-26-40	23	68	14	14	6	14	200	33
#13 LSU			21-54	.389	4-19	.211	4-7	.571	8-24-32	22	50	10	14	0	6	200	24
at #24 Tennessee	Jan. 22	W, 64-50	22-51	.431	10-28	.357	10-18	.556	9-25-34	18	64	18	14	1	3	200	29
Florida			26-60	.433	10-33	.303	9-9	1.000	7-17-24	19	71	15	13	3	9	200	42
at #18 Tennessee	Jan. 26	W, 87-81	25-55	.455	11-24	.458	17-18	.944	10-24-34	16	78	22	16	5	6	200	34
at Texas			20-37	.541	7-16	.438	5-12	.417	4-25-29	19	52	13	18	4	4	200	27
#18 Tennessee	Jan. 29	L, 52-51	19-53	.358	5-18	.278	8-16	.500	15-17-32	17	51	7	11	0	9	200	25
Texas A&M			26-56	.464	7-22	.318	21-25	.840	12-15-27	21	80	11	16	1	13	200	35
at #22 Tennessee	Feb. 1	W, 90-80	29-57	.509	11-26	.423	21-27	.778	16-18-34	21	90	22	5	5	12	200	43
at South Carolina			17-54	.315	5-19	.263	18-21	.857	10-24-34	14	57	11	13	6	6	200	29
#22 Tennessee	Feb. 5	W, 81-57	27-63	.429	14-27	.519	13-14	.929	11-27-38	20	81	18	8	6	10	200	33
at Mississippi State			22-44	.500	5-14	.357	14-23	.609	7-21-28	14	63	14	16	2	5	200	33
#19 Tennessee	Feb. 9	W, 72-63	28-57	.491	8-19	.421	8-9	.889	8-18-26	16	72	14	10	0	13	200	35
Vanderbilt			20-49	.408	10-27	.370	14-20	.700	4-27-31	23	64	10	13	2	3	200	32
at #19 Tennessee	Feb. 12	W, 73-64	22-60	.367	7-22	.318	22-31	.710	15-26-41	16	73	16	9	5	5	200	44
#4 Kentucky			23-67	.343	5-16	.313	12-14	.857	18-22-40	20	63	11	14	1	6	200	32
at #16 Tennessee	Feb. 15	W, 76-63	24-54	.444	8-17	.471	20-23	.870	6-26-32	15	76	17	8	8	9	200	46
at #23 Arkansas			18-59	.305	5-22	.227	17-22	.773	12-31-43	16	58	7	10	5	6	200	24
#16 Tennessee	Feb. 19	L, 58-48	16-59	.271	4-24	.167	12-18	.667	14-32-46	24	48	5	15	4	6	200	23
at Missouri			19-52	.365	5-20	.250	18-23	.783	8-26-34	18	61	10	13	5	4	200	27
#17 Tennessee	Feb. 22	W, 80-61	28-62	.452	9-18	.500	15-19	.789	12-28-40	18	80	15	9	4	8	200	36
#3 Auburn			23-65	.354	5-24	.208	11-15	.733	11-20-31	19	62	12	12	8	11	200	31
at #17 Tennessee	Feb. 26	W, 67-62	20-61	.328	6-16	.375	21-27	.778	21-33-54	16	67	9	18	6	9	200	25
at Georgia			26-58	.448	7-23	.304	9-13	.692	7-21-28	13	68	17	12	2	7	200	35
#13 Tennessee	March 1	W, 75-68	27-61	.443	8-25	.320	13-15	.867	12-27-39	14	75	14	12	7	9	200	35
#14 Arkansas																	
at #13 Tennessee	March 5																
vs. TBD																	
Tennessee	March 11																

Rankings listed are Associated Press

GAME-BY-GAME POINTS, REBOUNDS & ASSISTS

	Jonas Aldoo	Victor Bailey Jr.	Kennedy Chandler	Quentin Diboundje	John Fulkerson	Brandon Huntley-Hatfield	Josiah-J. James	Brock Jancek	Jahmai Mashack	Olivier Nkamhoua	Uroš Plavšić	Justin Powell	Santiago Vescovi	Zakai Zeigler
UT Martin	DNP	6-2-3	20-1-4	0-0-0	INJ	7-6-0	2-5-1	0-0-0	2-5-1	11-14-1	6-1-1	13-3-1	20-5-2	3-1-4
ETSU	0-0-0	9-1-2	16-5-6	0-1-0	6-10-3	3-6-0	9-6-2	2-3-0	0-1-2	23-8-1	4-0-0	11-1-0	7-4-2	4-0-1
vs. #5 Villanova	0-0-0	2-0-0	6-3-2	DNP	4-4-0	2-2-0	2-5-1	DNP	2-2-1	0-6-1	0-2-0	5-1-2	23-6-1	7-1-1
vs. #18 North Carolina	0-0-0	2-1-0	14-5-8	DNP	13-5-6	6-5-0	ILLNESS	DNP	DNP	7-6-3	4-2-2	8-2-1	17-9-3	18-2-5
Tennessee Tech	ILLNESS	2-1-1	15-2-4	DNP	14-6-2	12-4-2	INJ	DNP	0-1-0	18-4-1	2-0-0	ILLNESS	13-7-7	4-4-4
Presbyterian	2-1-1	14-0-1	15-1-7	3-3-1	4-5-4	6-2-0	INJ	2-0-1	1-1-0	2-3-1	0-4-2	15-3-3	13-2-4	9-0-1
at Colorado	DNP	0-0-0	27-3-2	DNP	10-6-2	0-3-0	5-9-1	DNP	DNP	3-5-0	4-1-0	5-1-1	13-1-2	2-3-3
vs. Texas Tech	DNP	3-6-0	9-3-5	DNP	10-10-2	1-1-0	7-9-0	DNP	0-0-0	2-3-1	2-1-0	0-1-0	9-5-1	9-2-1
UNC Greensboro	INJ	5-1-1	9-2-6	3-1-0	2-4-1	12-2-0	12-4-2	INJ	3-0-1	7-3-0	2-4-0	2-4-1	10-2-8	9-2-2
USC Upstate	2-0-0	6-1-0	15-5-10	4-1-3	12-6-3	6-8-1	4-4-1	1-0-0	3-1-1	21-8-1	7-3-0	3-0-0	6-3-4	3-2-5
#6 Arizona	DNP	0-0-0	8-3-4	DNP	24-10-2	0-0-0	12-5-1	DNP	DNP	2-7-1	2-3-1	11-4-1	15-5-1	3-0-1
at #19 Alabama	DNP	7-1-1	ILLNESS	DNP	ILLNESS	8-2-0	3-3-1	DNP	0-0-0	15-9-1	6-9-0	5-3-0	13-6-3	11-1-4
Ole Miss	DNP	0-0-0	6-2-7	DNP	5-0-0	0-1-0	10-8-1	DNP	0-3-0	13-2-3	4-3-0	3-2-2	17-6-5	8-5-3
at #21 LSU	DNP	2-0-0	19-4-3	DNP	3-5-1	0-0-0	3-3-1	DNP	2-0-0	9-7-2	12-7-0	0-0-0	14-5-3	3-1-0
South Carolina	DNP	6-0-0	8-5-3	DNP	10-7-0	0-0-0	11-12-2	DNP	0-0-0	6-4-1	0-3-0	0-2-0	14-3-5	11-1-4
at #18 Kentucky	DNP	0-1-1	17-3-3	2-2-0	0-0-2	11-3-1	11-4-1	DNP	0-1-2	6-0-1	4-3-1	6-1-2	20-3-1	2-1-2
at Vanderbilt	DNP	0-0-0	13-4-4	DNP	2-6-0	0-1-0	0-1-1	DNP	0-0-0	7-7-1	13-7-0	8-2-1	14-6-0	11-3-2
#13 LSU	DNP	DNP	9-2-6	DNP	8-1-1	2-6-1	9-5-2	DNP	0-1-0	0-4-2	12-6-0	3-0-0	16-6-5	5-3-1
Florida	DNP	0-1-0	17-1-5	DNP	9-2-0	0-1-0	9-9-4	DNP	0-0-0	6-4-3	0-1-0	3-4-2	23-3-4	11-6-4
at Texas	DNP	2-3-2	8-2-0	DNP	2-2-0	0-1-0	11-2-0	DNP	0-0-0	9-8-1	4-3-0	0-0-0	3-5-4	12-3-0
Texas A&M	DNP	5-1-0	16-2-7	4-5-2	4-5-2	0-0-0	14-8-2	DNP	0-1-0	15-7-0	3-4-2	6-0-1	13-3-5	14-1-3
at South Carolina	0-0-0	0-2-0	11-3-10	DNP	8-2-1	0-0-0	20-6-2	2-0-0	0-0-0	7-5-1	2-8-0	0-1-0	13-4-1	18-2-3
at Mississippi State	2-4-0	0-0-0	18-5-3	DNP	4-3-0	4-0-0	18-3-1	DNP	DNP	INJ	4-4-1	0-1-0	11-5-7	11-0-2
Vanderbilt	2-1-0	1-0-0	6-6-2	DNP	12-6-3	2-3-1	14-10-1	DNP	3-1-0	INJ	5-3-1	2-6-2	10-3-1	16-2-5
#4 Kentucky	5-7-1	0-0-0	17-5-6	DNP	14-8-0	0-3-1	8-2-1	DNP	0-0-0	INJ	0-2-1	0-0-1	18-4-2	14-1-4
at #23 Arkansas	4-6-0	0-2-0	11-3-2	DNP	2-3-0	1-3-0	8-4-1	INJ	1-0-0	INJ	2-6-1	0-1-0	7-11-1	12-2-0
at Missouri	5-5-0	11-1-0	23-8-6	DNP	2-0-1	6-6-0	0-6-3	INJ	DNP	INJ	4-3-1	DNP	14-3-2	6-2-2
#3 Auburn	1-5-0	0-0-0	13-2-2	DNP	5-9-2	5-8-1	10-9-1	INJ	0-0-0	INJ	6-7-1	0-0-0	14-5-2	13-2-0
at Georgia	5-2-0	0-2-0	16-1-2	DNP	12-3-1	4-5-0	23-8-5	INJ	DNP	INJ	2-10-0	0-1-0	11-5-3	2-1-3
#14 Arkansas														

Rankings listed are Associated Press

GAME-BY-GAME STARTERS

OPPONENT	1	2	3	4	5	OPPONENT	1	2	3	4	5
UT Martin	Chandler	Vescovi	James	Nkamhoua	Plavsic	at Texas	Chandler	Vescovi	James	Nkamhoua	Plavsic
ETSU	Chandler	Vescovi	James	Fulkerson	Nkamhoua	Texas A&M	Chandler	Vescovi	James	Nkamhoua	Plavsic
vs. #5 Villanova	Chandler	Vescovi	James	Fulkerson	Nkamhoua	at South Carolina	Chandler	Vescovi	James	Huntley-Hatfield	Plavsic
vs. #18 UNC	Chandler	Vescovi	Powell	Fulkerson	Nkamhoua	at Mississippi State	Chandler	Vescovi	James	Huntley-Hatfield	Plavsic
Tennessee Tech	Chandler	Vescovi	Bailey Jr.	Fulkerson	Nkamhoua	Vanderbilt	Chandler	Vescovi	James	Huntley-Hatfield	Plavsic
Presbyterian	Chandler	Vescovi	Bailey Jr.	Fulkerson	Nkamhoua	#4 Kentucky	Chandler	Vescovi	James	Huntley-Hatfield	Plavsic
at Colorado	Chandler	Vescovi	Bailey Jr.	Fulkerson	Nkamhoua	at #23 Arkansas	Chandler	Vescovi	James	Huntley-Hatfield	Plavsic
vs. Texas Tech	Chandler	Vescovi	Bailey Jr.	Fulkerson	Nkamhoua	at Missouri	Chandler	Vescovi	James	Huntley-Hatfield	Plavsic
UNC Greensboro	Chandler	Vescovi	James	Fulkerson	Nkamhoua	#3 Auburn	Chandler	Vescovi	James	Huntley-Hatfield	Plavsic
USC Upstate	Chandler	Vescovi	James	Fulkerson	Nkamhoua	at Georgia	Chandler	Vescovi	James	Huntley-Hatfield	Plavsic
#6 Arizona	Chandler	Vescovi	James	Fulkerson	Nkamhoua	#14 Arkansas					
at #19 Alabama	Zeigler	Vescovi	James	Nkamhoua	Plavsic						
Ole Miss	Chandler	Vescovi	James	Fulkerson	Nkamhoua						
at #21 LSU	Chandler	Vescovi	James	Fulkerson	Nkamhoua						
South Carolina	Chandler	Vescovi	James	Fulkerson	Nkamhoua						
at #18 Kentucky	Chandler	Vescovi	James	Fulkerson	Nkamhoua						
at Vanderbilt	Chandler	Vescovi	James	Nkamhoua	Plavsic						
#13 LSU	Chandler	Vescovi	James	Nkamhoua	Plavsic						
Florida	Chandler	Vescovi	James	Nkamhoua	Plavsic						

HIGHS & LOWS

Individual Category	Tennessee	Opponent
Points	27 by Kennedy Chandler at Colorado (12/4/21)	28 T. Washington Jr., Kentucky (1/15/22) and by B. Mathurin, Arizona (12/22/21)
Points (Half)	18 by Zakai Zeigler at South Carolina (2nd Half, 2/5/22)	18 (2nd Half) by Tye Fagan, Ole Miss (1/5/22)
Field Goals Made	13 by Kennedy Chandler at Colorado (12/4/21)	10 by TyTy Washington Jr., Kentucky (1/15/22)
Field Goals Attempted	17 by Olivier Nkamhoua at Alabama (12/29/21)	21 by Jabari Smith, Auburn (2/26/22)
Field Goal Percentage (min. 5 made)	1.000 (5-5) by Santiago Vescovi at Colorado (12/4/21)	.857 (6-7) by Quenton Jackson, Texas A&M (2/1/22)
3-Pointers Made	6 by Santiago Vescovi vs. UT Martin (11/9/21)	6 by Brady Manek, North Carolina (11/21/21)
3-Pointers Attempted	12 by S. Vescovi vs. Arizona (12/22/21) and vs. Villanova (11/20/21)	11 by Kevin Obanor, Texas Tech (12/7/21)
3-Point Percentage (min. 2 made)	1.000 (5-5) by Justin Powell vs. Presbyterian (11/30/21)	.833 (5-6) by Tye Fagan, Ole Miss (1/5/22)
Free Throws Made	11 by Zakai Zeigler at Vanderbilt (1/18/22)	10 by Scotty Pippen Jr., Vanderbilt (1/18/22)
Free Throws Attempted	12 by Z. Zeigler at Vanderbilt (1/18/22) and J. Fulkerson vs. Arizona (12/22/21)	13 by Scotty Pippen Jr., Vanderbilt (1/18/22)
Free Throw Percentage (min. 3 made)	1.000 (6-6), 5x, last by Santiago Vescovi vs. Auburn (2/26/22)	1.000 (8-8) by Henry Coleman III, Texas A&M (2/1/22)
Offensive Rebounds	6 by John Fulkerson vs. Auburn (2/26/22)	7 by Oscar Tshiebwe, Kentucky (2/15/22)
Defensive Rebounds	9 by Olivier Nkamhoua vs. UT Martin (11/9/21)	11 by Terrence Shannon Jr., Texas Tech (12/7/21)
Total Rebounds	14 by Olivier Nkamhoua vs. UT Martin (11/9/21)	15 by Oscar Tshiebwe, Kentucky (2/15/22)
Assists	10 by Kennedy Chandler at South Carolina and vs. USC Upstate (12/14/21)	8 by Sahvir Wheeler, Kentucky (1/15/22)
Blocks	5 by John Fulkerson vs. Texas Tech (12/7/21)	4 by Walker Kessler, Auburn (2/26/22)
Steals	7 by Kennedy Chandler vs. Presbyterian (11/30/21)	5 by Daeshun Ruffin, Ole Miss (1/5/22)
Minutes Played	41:39 by Santiago Vescovi vs. Ole Miss (1/5/22)	41:55 by Terrence Shannon Jr., Texas Tech (12/7/21)
Team Category	Tennessee	Opponent
Points	96 vs. USC Upstate (12/14/21)	107 by Kentucky (1/15/22)
Low	51 vs. Texas (1/29/22)	36 by UNC Greensboro (12/11/21)
Points (Half)	51 (1st Half) vs. USC Upstate (12/14/21)	55 (2nd Half) by Kentucky (1/15/22)
Low	15 (1st Half) vs. Villanova (11/20/21)	15 (1st Half) by UNCG (12/11/21) and (2nd Half) by Texas Tech (12/7/21)
Field Goals Made	38 vs. USC Upstate (12/14/21) and vs. North Carolina (11/21/21)	38 by Kentucky (1/15/22)
Low	19 5x, last at Texas (1/29/22)	14 by UNC Greensboro (12/11/21)
Field Goals Attempted	77 vs. UT Martin (11/9/21)	67 by Kentucky (2/15/22), Arizona (12/22/21) and Villanova (11/20/21)
Low	49 at LSU (1/8/22)	37 by Texas (1/29/22)
Field Goal Percentage	.559 (33-59) vs. Presbyterian (11/30/21)	.679 (38-56) by Kentucky (1/15/22)
Low	.268 (19-71) vs. Texas Tech (12/7/21)	.311 (19-61) by Texas Tech (12/7/21)
3-Pointers Made	17 vs. UT Martin (11/9/21)	11 by Kentucky (1/15/22) and by Ole Miss (1/5/22)
Low	5 at Texas (1/29/22), at Vanderbilt (1/18/22) and vs. Villanova (11/20/21)	3 by UNC Greensboro (12/11/21)
3-Pointers Attempted	40 vs. UT Martin (11/9/21)	33 by Florida (1/26/22)
Low	16 vs. Auburn (2/26/22)	14 by Mississippi State (2/9/22) and by Tennessee Tech (11/26/21)
3-Point Percentage	.519 (14-27) at South Carolina (2/5/22) and vs. Presbyterian (11/30/21)	.611 (11-18) by Kentucky (1/15/22)
Low	.154 (6-39) vs. Texas Tech (12/7/21)	.167 (4-24) by Texas Tech (12/7/21)
Free Throws Made	25 at Vanderbilt (1/18/22)	21 by Texas A&M (2/1/22)
Low	4 vs. North Carolina (11/21/21)	1 by Presbyterian (11/30/21)
Free Throws Attempted	37 at LSU (1/8/22)	27 by LSU (1/8/22)
Low	5 vs. North Carolina (11/21/21)	3 by Presbyterian (11/30/21)
Free Throw Percentage	1.000 (10-10) vs. Tennessee Tech (11/26/21)	1.000 (9-9) by Florida (1/26/22)
Low	.440 (11-25) vs. South Carolina (1/11/22)	.333 (1-3) by Presbyterian (11/30/21) and (3-9) by UT Martin (11/9/21)
Personal Fouls	23 at Vanderbilt (1/18/22)	28 by Arizona (12/22/21)
Low	7 vs. Presbyterian (11/30/21)	12 by Texas Tech (12/7/21) and by Tennessee Tech (11/26/21)
Total Rebounds	54 vs. Auburn (2/26/22)	54 by Texas Tech (12/7/21)
Low	24 at Kentucky (1/15/22)	24 by Florida (1/26/22)
Offensive Rebounds	23 vs. UT Martin (11/9/21)	18 by Kentucky (2/15/22)
Low	6 vs. Kentucky (2/15/22) and at Colorado (12/4/21)	4 by Vanderbilt (2/12/22) and by Texas (1/29/22)
Assists	29 vs. USC Upstate (12/14/21)	19 by Kentucky (1/15/22)
Low	7 at Texas (1/29/22)	7 by Vanderbilt (1/18/22) and by UNC Greensboro (12/11/21)
Turnovers	20 at Kentucky (1/15/22)	27 by Ole Miss (1/5/22)
Low	7 vs. UNC Greensboro (12/11/21)	7 by Villanova (11/20/21)
Blocks	9 vs. UT Martin (11/9/21)	8 by Auburn (2/26/22)
Low	0 at Mississippi State (2/9/22) and at Texas (1/29/22)	0 by LSU (1/22/22)
Steals	17 vs. Ole Miss (1/5/22)	13 by Texas A&M (2/1/22)
Low	3 vs. LSU (1/22/22)	2 by UNC Greensboro (12/11/21)
Dunks	9 vs. USC Upstate (12/14/21)	Not tracked
Low	0 at Texas (1/29/22) and vs. Villanova (11/20/21)	

SUPERLATIVES

ATTENDANCE SUMMARY

	Games	Totals	Average
Home	15	269,558	17,971
Away	11	128,399	11,673
Neutral	3	32,620	10,873
Total	29	430,577	14,847

TENNESSEE'S RECORD WHEN...

Leading at halftime.....	17-0
Trailing at halftime.....	4-6
Tied at halftime.....	1-1
Leading with 10:00 remaining.....	20-0
Trailing with 10:00 remaining.....	1-6
Tied with 10:00 remaining.....	1-1
Leading with 5:00 remaining.....	18-1
Trailing with 5:00 remaining.....	2-6
Tied with 5:00 remaining.....	1-0
In Overtime.....	1-1
Tennessee out-rebounds opponent.....	18-2
Tennessee is out-rebounded.....	4-5
Same amount of rebounds.....	0-0
Tennessee commits more turnovers.....	3-3
Opponent commits more turnovers.....	17-4
Same amount of turnovers.....	2-0
Tennessee shoots 50 percent or better.....	5-1
Opponent shoots 50 percent or better.....	1-2
Tennessee shoots less than 50 percent.....	17-6
Opponent shoots less than 50 percent.....	21-5
Tennessee shoots better than opponent.....	14-0
Opponent shoots better than Tennessee.....	8-7
Same shooting percentage.....	0-0
Tennessee has more free-throw attempts.....	14-2
Opponent has more free-throw attempts.....	6-5
Same amount of free-throw attempts.....	2-0
Tennessee bench outscores opponent bench.....	18-5
Opponent bench outscores Tennessee bench.....	3-2
Benches score the same.....	1-0
Tennessee scores less than 50.....	0-1
Tennessee scores between 50-59.....	0-3
Tennessee scores between 60-69.....	6-2
Tennessee scores between 70-79.....	7-1
Tennessee scores between 80-89.....	5-0
Tennessee scores between 90-99.....	4-0
Tennessee scores 100 or more.....	0-0
Opponent scores less than 50.....	3-0
Opponent scores between 50-59.....	4-3
Opponent scores between 60-69.....	11-0
Opponent scores between 70-79.....	3-3
Opponent scores between 80-89.....	1-0
Opponent scores between 90-99.....	0-0
Opponent scores 100 or more.....	0-1
In November.....	5-1
In December.....	4-2
In January.....	5-3
In February.....	7-1
In March.....	1-0
On Monday.....	0-0
On Tuesday.....	9-1
On Wednesday.....	3-1
On Thursday.....	0-0
On Friday.....	1-0
On Saturday.....	6-5
On Sunday.....	2-0

Starting Lineups (listed in order of positions, 1-5)

W-L

6-3	Chandler, Vescovi, James, Fulkerson, Nkamhoua
6-1	Chandler, Vescovi, James, Huntley-Hatfield, Plavsic
6-1	Chandler, Vescovi, James, Nkamhoua, Plavsic
3-1	Chandler, Vescovi, Bailey Jr., Fulkerson, Nkamhoua
1-0	Chandler, Vescovi, Powell, Fulkerson, Nkamhoua
0-1	Zeigler, Vescovi, James, Nkamhoua, Plavsic

Margin of Victory/Defeat

	1	2	3	4	5	6	7	8	9	10	11-15	16-19	20-24	25+
Wins	-	-	-	1	1	1	2	1	1	1	4	2	2	5
Losses	1	-	-	-	2	-	-	-	-	1	1	1	-	1

Most First Half Points

Tennessee	51	vs. USC Upstate (12/14/21)
Opponents	52	Kentucky (1/15/22)

Fewest First Half Points

Tennessee	15	vs. Villanova (11/20/21)
Opponents	15	UNC Greensboro (12/11/21)

Largest Halftime Lead

Tennessee	27	vs. USC Upstate (12/14/21)
Opponents	20	Villanova (11/20/21)

Jump Balls Controlled

Tennessee	12
Opponents	18

How Scored First Points

3-Pointer	12
Lay-up	8
Jump Shot	4
Hook/Over Shoulder	3
Free Throw	2
Dunk	-
Tip-in	-

Scored UT's First Points

Josiah James	7
Santiago Vescovi	7
Kennedy Chandler	5
Olivier Nkamhoua	5
B. Huntley-Hatfield	2
John Fulkerson	1
Uros Plavsic	1
Justin Powell	1

First Off UT Bench^

Zakai Zeigler	15
John Fulkerson	12
Uros Plavsic	10
B. Huntley-Hatfield	9
Jonas Aidoo	5
Victor Bailey Jr.	5
Josiah James	2
Justin Powell	2

^ includes multiple subs

Dunks

	Sea	Car
Olivier Nkamhoua	15	29
John Fulkerson	10	74
B. Huntley-Hatfield	8	8
Josiah James	8	19
Kennedy Chandler	7	7
Uros Plavsic	6	10
Victor Bailey Jr.	3	5
Jonas Aidoo	2	2
Quentin Diboundje	2	2

Points Leader* Sea Car

Santiago Vescovi	10	18
Kennedy Chandler	7	7
Josiah James	4	6
Olivier Nkamhoua	4	4
Zakai Zeigler	4	4
John Fulkerson	2	19
B. Huntley-Hatfield	1	1
Justin Powell	1	1
Victor Bailey Jr.	-	9
Uros Plavsic	-	1

Reb. Leader* Sea Car

Josiah James	9	22
John Fulkerson	7	32
Olivier Nkamhoua	7	9
Uros Plavsic	7	7
Santiago Vescovi	6	9
Kennedy Chandler	2	2
B. Huntley-Hatfield	2	2
Justin Powell	1	1

Assists Leader* Sea Car

Kennedy Chandler	20	20
Santiago Vescovi	7	25
Zakai Zeigler	4	4
John Fulkerson	1	11
Josiah James	1	15
Justin Powell	1	1
Victor Bailey Jr.	-	3

Steals Leader* Sea Car

Kennedy Chandler	12	12
Santiago Vescovi	9	21
Zakai Zeigler	9	9
Josiah James	7	26
Victor Bailey Jr.	1	4
B. Huntley-Hatfield	1	1
Justin Powell	1	1
John Fulkerson	-	23
Olivier Nkamhoua	-	1
Uros Plavsic	-	1

Most Second Half Points

Tennessee	50	vs. North Carolina (11/21/21)
Opponents	55	by Kentucky (1/15/22)

Fewest Second Half Points

Tennessee	19	vs. Texas Tech (12/7/21)
Opponents	15	by Texas Tech (12/7/21)

Largest Margin of Victory

Tennessee	44	vs. USC Upstate (12/14/21)
Opponents	28	by Kentucky (1/15/22)

Blocks Leader* Sea Car

John Fulkerson	9	32
Josiah James	7	21
Olivier Nkamhoua	7	13
B. Huntley-Hatfield	5	5
Kennedy Chandler	3	3
Jonas Aidoo	2	2
Santiago Vescovi	2	2
Brock Jancek	1	1
Jahmai Mashack	1	1
Uros Plavsic	1	2
Victor Bailey Jr.	-	1

10+ Points Sea Car

Santiago Vescovi	24	45
Kennedy Chandler	19	19
Zakai Zeigler	13	13
Josiah James	12	31
John Fulkerson	10	51
Olivier Nkamhoua	7	10
Justin Powell	4	4
B. Huntley-Hatfield	3	3
Uros Plavsic	3	4
Victor Bailey Jr.	2	15

20+ Points Sea Car

Santiago Vescovi	4	6
Kennedy Chandler	3	3
Josiah James	2	2
Olivier Nkamhoua	2	2
John Fulkerson	1	5
Justin Powell	-	2
Victor Bailey Jr.	-	4

10+ Rebounds Sea Car

John Fulkerson	3	8
Josiah James	2	8
Olivier Nkamhoua	1	3
Uros Plavsic	1	1
Santiago Vescovi	1	1

10+ Assists Sea Car

Kennedy Chandler	2	2
------------------	---	---

Double-Doubles Sea Car

Kennedy Chandler	2	2
John Fulkerson	2	7
Josiah James	2	3
Olivier Nkamhoua	1	2

Charges Drawn Sea Car

John Fulkerson	11	24
Josiah James	5	8
Olivier Nkamhoua	5	8
Zakai Zeigler	4	4
Santiago Vescovi	4	13
Victor Bailey Jr.	2	4
Kennedy Chandler	1	1

Floor Burns

(Diving Efforts) Sea Car

Santiago Vescovi	21	39
John Fulkerson	16	25
Olivier Nkamhoua	11	14
Justin Powell	10	10
Zakai Zeigler	10	10
Kennedy Chandler	9	9
Josiah James	8	26
Victor Bailey Jr.	7	11
Uros Plavsic	5	5
B. Huntley-Hatfield	3	3
Quentin Diboundje	1	1
Kent Gilbert	1	1
Jahmai Mashack	1	1

Free Throws in

Final Four Minutes^


Jonas Aidoo	4-4
Olivier Nkamhoua	1-1
Zakai Zeigler	17-18
Josiah James	11-12
Santiago Vescovi	22-27
Quentin Diboundje	3-4
Brock Jancek	3-4
Justin Powell	3-4
Kennedy Chandler	13-19
John Fulkerson	4-6
Uros Plavsic	2-5
B. Huntley-Hatfield	1-3
Jahmai Mashack	1-4
Victor Bailey Jr.	0-1

* Includes all ties

^ also includes all of OT

TENNESSEE BASKETBALL

BOX SCORES



Official Basketball Box Score - Final

Ole Miss at Tennessee

01/22/22 Thompson-Boling Arena, Knoxville, Tenn.

2021-22 Men's Basketball

Game Time: 1:00 PM

Game Duration: 1:58

Attendance: 15,617

Ole Miss - 60

Record: 9-6 (5-1)

NO.	Name	Min	FG	3P	FT	Rebounds	Fouls	TP	AS	TO	ST	Blocks	BS	PF	Shooting By Period						
4	Jeaneryn Braxton	17:44	2-7	0-0	0-0	2	0	0	2	2	0	0	0	1	7	44%	1-3	0	0	1	7
13	Oliver Nnamhoua	17:55	2-7	1-1	0-0	1	2	1	1	1	0	0	0	1	14	29%	1-2	0	0	1	14
2	Santiago Vescovi	41:39	5-12	4-10	3-3	1	5	6	8	17	5	2	0	0	8	42%	1-3	0	0	1	8
30	Josiah-Jordan James	18:21	4-7	2-5	0-0	2	6	8	4	1	1	0	0	0	10	57%	1-3	0	0	1	10
5	Zakai Zeigler	28:28	3-11	2-6	0-0	1	4	5	1	8	3	2	0	0	4	27%	1-3	0	0	1	4
24	Uros Plavsic	20:00	0-0	0-0	0-0	3	1	4	1	0	1	0	0	0	9	0%	0-0	0	0	0	9
2	Austin Powell	22:04	1-4	1-4	0-0	1	2	0	0	0	0	0	0	0	11	25%	1-2	0	0	1	11
2	Brandon Hunter-Hartfield	10:45	0-1	0-0	0-0	1	1	0	0	0	0	0	0	0	1	0%	0-0	0	0	0	1
12	Victor Bailey Jr.	10:18	0-3	0-2	0-0	0	0	0	0	0	0	0	0	0	8	0%	0-0	0	0	0	8
15	Jahmal Mashack	05:14	0-0	0-0	0-0	3	0	3	1	0	0	0	0	0	1	0%	0-0	0	0	0	1
Totals		25:50	10-36	5-13	3-3	11	23	34	13	66	21	17	1	6	12						

Officials: Tony Greer, Terry Myer, Mike Howard

Game - 45										Record: 10-2 (1-1)										Technical Fouls: NONE																																																																																																																																																																																																																																																																																																																																																																																																																																																																																																																																																																																																																																																																																																																																																																																																																																																																																																																																																																																																																																																																																																																																																																																			

Technical Fouls: NONE

MISS		TENN		Points from Turnovers		MISS/TENN		Period by Period Scoring					
12 (1st 6:22)		6 (1st 7:26)		21		22		1st 2nd OT1 TOT					
Best Scoring Run		8 (1st 12:33)		6 (1st 6:38)		Turnovers		21 <td colspan="2">22</td> <td colspan="2">9</td>		22		9	
Lead Changes		8		4		22 <td colspan="2">26</td> <td colspan="2">28</td> <td colspan="2">9</td>		26		28		9	
Times Tied		4		4		Fast Breaks		10		12		TENN	
Time with Lead		33:45		03:28		Bench		3		15		16	

- Clutch 3-point shooting late in regulation and a strong offensive overtime pushed the

18th-ranked Tennessee Volunteers past Ole Miss, 66-60, on Jan. 5, 2022, in Knoxville.

- The Volunteers (10-3, 1-1 SEC) made four consecutive 3-pointers to tie the game at 51 late in regulation. Tennessee did not take its first lead of the night until overtime, when **Oliver Nkamhoua** drained a jumper 18 seconds into the extra frame. The Vols offense clicked in overtime, making 5-of-6 shots from the field, 2-of-3 from beyond the arc and 3-of-3 from the free-throw line.

Tennessee started its win streak in basketball since it had 21 on Dec. 27, 2009, against

- Tennessee totaled 17 steals, its most in a game since it had 21 on Dec. 23, 2009, against North Carolina A&T, and its most in an SEC game since Feb. 21, 2007, when the Vols had 18 against Alabama. It was the eighth time this year UT posted double-digit steals as a team. The Vols have swiped 10+ in both games of SEC play thus far.
- **Santiago Vescovi** came through in the clutch for the Big Orange, exemplified by his "and-1" 3-pointer with 3:39 left in the game to jumpstart a Tennessee comeback. Following that 4-point play, he then sunk another three to tie the game with 1:10 left, that number...

would hold for the remainder of regulation. Fifteen of Vescovi's 17 points came in the second half or overtime.

- Vescovi led all Vol scorers with his 17. Nkamhoua finished with 13 points on 5-of-7 shooting.

Josiah-Jordan James added 10 points and led the team in rebounding with eight.

- As a team, the Vols had 21 assists on 25 made field goals.
- Zakai Zeigler had a career-best five steals, **Kennedy Chandler** had four takeaways and Vescovi had three.



2021-22 Tennessee Men's Basketball Combined Team Statistics All games

Page 1/1
as of Mar 02, 2022

Game Records

Record	Overall	Home	Away	Neutral
ALL GAMES	22-7	15-0	6-5	1-2
CONFERENCE	13-4	8-0	5-4	0-0
NON-CONFERENCE	9-3	7-0	1-1	1-2

Score by Periods

Team	1st	2nd	OT	TOT
Tennessee	995	1113	23	2131
Opponents	869	935	22	1826

Team Box Score

No.	Player				Total		3-Point		F-Throw		Rebounds											
		GP-GS	MIN	AVG	FG-FGA	FG%	3FG-3FGA	3FG%	FT-FTA	FT%	OFF	DEF	TOT	AVG	PF	DQ	A	TO	BLK	STL	PTS	AVG
1	CHANDLER, Kennedy	28-28	860:15	30.7	147-327	.450	34-103	.330	54-86	.628	19	72	91	3.3	56	0	129	74	8	64	382	13.6
25	VESCOVI, Santiago	29-29	882:45	30.4	124-301	.412	84-214	.393	59-77	.766	23	112	135	4.7	75	1	89	48	7	47	391	13.5
30	JAMES, Josiah-Jordan	26-24	728:49	28.0	82-224	.366	42-141	.298	38-48	.792	35	115	150	5.8	77	4	39	30	27	39	244	9.4
5	ZEIGLER, Zakai	29-1	617:34	21.3	75-201	.373	37-104	.356	64-73	.877	5	49	54	1.9	48	0	70	44	3	52	251	8.7
13	NKAMHOUA, Olivier	22-22	472:18	21.5	75-151	.497	13-29	.448	26-36	.722	40	84	124	5.6	44	2	27	33	25	10	189	8.6
10	FULKERSON, John	27-14	594:12	22.0	76-143	.531	0-0	.000	49-64	.766	56	72	128	4.7	50	0	39	31	29	12	201	7.4
24	POWELL, Justin	27-1	405:37	15.0	37-95	.389	24-62	.387	11-15	.733	15	29	44	1.6	15	0	21	13	5	10	109	4.0
33	PLAVSIC, Uros	29-15	388:25	13.4	46-82	.561	0-1	.000	24-46	.522	45	65	110	3.8	45	0	15	24	5	9	116	4.0
2	HUNTLEY-HATFIELD, Brandon	29-7	333:09	11.5	42-93	.452	2-12	.167	12-17	.706	37	45	82	2.8	21	0	8	24	12	10	98	3.4
12	BAILEY JR., Victor	28-4	296:50	10.6	31-91	.341	12-52	.231	9-16	.563	10	17	27	1.0	20	0	12	8	2	9	83	3.0
0	AIDOO, Jonas	13-0	105:22	8.1	10-28	.357	0-0	.000	8-9	.889	15	16	31	2.4	11	0	2	4	6	2	28	2.2
3	DIBOUNDJIE, Quentin	6-0	31:49	5.3	4-9	.444	1-3	.333	3-6	.500	2	6	8	1.3	0	0	4	0	0	2	12	2.0
35	JANCEK, Brock	5-0	11:12	2.2	1-5	.200	0-0	.000	5-6	.833	3	0	3	0.6	1	0	1	2	3	0	7	1.4
21	GILBERT, Kent	4-0	07:13	1.8	1-2	.500	1-2	.500	0-0	.000	0	1	1	0.3	1	0	0	1	0	1	3	0.8
15	MASHACK, Jahmai	23-0	108:48	4.7	6-16	.375	1-3	.333	4-9	.444	11	7	18	0.8	20	0	8	8	2	11	17	0.7
31	SULACK, Isaiah	3-0	05:06	1.7	0-1	.000	0-0	.000	0-0	.000	0	0	0	0.0	0	0	0	0	0	0	0	0.0
Team											42	36	78					17				
Total		29	5849		757-1769	.428	251-726	.346	366-508	.720	358	726	1084	37.4	484	7	464	361	134	278	2131	73.5
Opponents		29	5850		643-1581	.407	200-628	.318	340-485	.701	264	708	972	33.5	504	12	334	473	85	195	1826	63.0

Team Statistics

	UT	OPP
Scoring	2131	1826
Points per game	73.5	63.0
Scoring margin	+10.5	-
Field goals-att	757-1769	643-1581
Field goal pct	.428	.407
3 point fg-att	251-726	200-628
3-point FG pct	.346	.318
3-pt FG made per game	8.7	6.9
Free throws-att	366-508	340-485
Free throw pct	.720	.701
F-Throws made per game	12.6	11.7
Rebounds	1084	972
Rebounds per game	37.4	33.5
Rebounding margin	+3.9	-
Assists	464	334
Assists per game	16.0	11.5
Turnovers	361	473
Turnovers per game	12.4	16.3
Turnover margin	+3.9	-
Assist/turnover ratio	1.3	0.7
Steals	278	195
Steals per game	9.6	6.7
Blocks	134	85
Blocks per game	4.6	2.9
Winning streak	3	-
Home win streak	15	-
Attendance	269558	128399
Home games-Avg/Game	15-17971	11-11673
Neutral site-Avg/Game	-	3-10873

Team Results

Date	Opponent		Score	Att.
11/09/2021	UT Martin	W	90-62	16425
11/14/2021	ETSU	W	94-62	16564
11/20/2021	vs Villanova	L	53-71	9176
11/21/2021	vs North Carolina	W	89-72	9100
11/26/2021	Tennessee Tech	W	80-69	16909
11/30/2021	Presbyterian	W	86-44	15768
12/04/2021	at Colorado	W	69-54	8688
12/07/2021	vs Texas Tech	Lot	52-57	14344
12/11/2021	UNC Greensboro	W	76-36	16074
12/14/2021	USC Upstate	W	96-52	14699
12/22/2021	Arizona	W	77-73	20408
12/29/2021	at Alabama	L	68-73	10427
01/05/2022	Ole Miss	Wot	66-60	15617
01/08/2022	at LSU	L	67-79	12881
01/11/2022	South Carolina	W	66-46	15262
01/15/2022	at Kentucky	L	79-107	20278
01/18/2022	at Vanderbilt	W	68-60	7588
01/22/2022	LSU	W	64-50	21061
01/26/2022	Florida	W	78-71	20789
01/29/2022	at Texas	L	51-52	16540
02/01/2022	Texas A&M	W	90-80	16607
02/05/2022	at South Carolina	W	81-57	12391
02/09/2022	at Mississippi St.	W	72-63	7014
02/12/2022	Vanderbilt	W	73-64	20019
02/15/2022	Kentucky	W	76-63	21678
02/19/2022	at Arkansas	L	48-58	19200
02/22/2022	at Missouri	W	80-61	7253
02/26/2022	Auburn	W	67-62	21678
03/01/2022	at Georgia	W	75-68	6139



2021-22 Tennessee Men's Basketball Combined Team Statistics In Conference games

Page 1/1
as of Mar 02, 2022

Game Records

Record	Overall	Home	Away	Neutral
ALL GAMES	13-4	8-0	5-4	0-0
CONFERENCE	13-4	8-0	5-4	0-0
NON-CONFERENCE	0-0	0-0	0-0	0-0

Score by Periods

Team	1st	2nd	OT	TOT
Tennessee	571	632	15	1218
Opponents	548	565	9	1122

Team Box Score

No.	Player	GP-GS	MIN	AVG	Total	3-Point	F-Throw	Rebounds	PF	DQ	A	TO	BLK	STL	PTS	AVG
					FG-FGA	FG%	3FG-3FGA	3FG%	FT-FTA	FT%	OFF	DEF	TOT	AVG		
25	VESCOVI, Santiago	17-17	549:31	32.3	72-169	.426	54-124	.435	44-56	.786	13	68	81	4.8	37	1
1	CHANDLER, Kennedy	16-16	502:34	31.4	83-181	.459	18-58	.310	36-62	.581	10	46	56	3.5	38	0
30	JAMES, Josiah-Jordan	17-17	497:33	29.3	60-154	.390	29-91	.319	31-38	.816	22	79	101	5.9	58	4
5	ZEIGLER, Zakai	17-1	406:52	23.9	45-126	.357	23-64	.359	55-61	.902	4	30	34	2.0	32	0
13	NKAMHOUA, Olivier	10-10	222:27	22.2	32-70	.457	4-14	.286	16-21	.762	16	33	49	4.9	19	0
10	FULKERSON, John	16-4	321:06	20.1	36-73	.493	0-0	.000	28-35	.800	23	37	60	3.8	35	0
33	PLAVSIC, Uros	17-13	267:45	15.8	29-58	.500	0-0	.000	21-37	.568	32	54	86	5.1	28	0
0	AIDOO, Jonas	8-0	92:57	11.6	9-26	.346	0-0	.000	6-7	.857	14	16	30	3.8	11	0
2	HUNTLEY-HATFIELD, Brandon	17-7	177:35	10.4	17-45	.378	1-8	.125	8-10	.800	21	21	42	2.5	11	0
24	POWELL, Justin	16-0	207:14	13.0	11-41	.268	10-28	.357	4-4	1.000	9	15	24	1.5	8	0
35	JANCEK, Brock	1-0	01:55	1.9	0-1	.000	0-0	.000	2-2	1.000	0	0	0	0.0	0	0
3	DIBOUNDE, Quentin	1-0	03:41	3.7	1-2	.500	0-0	.000	0-0	.000	1	1	2	2.0	0	0
12	BAILEY JR., Victor	16-0	116:55	7.3	11-34	.324	3-13	.231	7-13	.538	6	5	11	0.7	11	0
15	MASHACK, Jahmai	14-0	56:18	4.0	2-5	.400	0-0	.000	2-3	.667	5	2	7	0.5	13	0
Team											25	16	41		11	
Total		17	3424		408-985	.414	142-400	.355	260-349	.745	201	423	624	36.7	301	5
Opponents		17	3425		389-939	.414	119-373	.319	225-309	.728	158	408	566	33.3	312	9

Team Statistics

	UT	OPP
Scoring	1218	1122
Points per game	71.6	66.0
Scoring margin	+5.6	-
Field goals-att	408-985	389-939
Field goal pct	.414	.414
3 point fg-att	142-400	119-373
3-point FG pct	.355	.319
3-pt FG made per game	8.4	7.0
Free throws-att	260-349	225-309
Free throw pct	.745	.728
F-Throws made per game	15.3	13.2
Rebounds	624	566
Rebounds per game	36.7	33.3
Rebounding margin	+3.4	-
Assists	252	202
Assists per game	14.8	11.9
Turnovers	230	260
Turnovers per game	13.5	15.3
Turnover margin	+1.8	-
Assist/turnover ratio	1.1	0.8
Steals	155	132
Steals per game	9.1	7.8
Blocks	72	55
Blocks per game	4.2	3.2
Winning streak	3	-
Home win streak	8	-
Attendance	152711	103171
Home games-Avg/Game	8-19089	9-11463
Neutral site-Avg/Game	-	0-0

Team Results

Date	Opponent	Score	Att.
12/29/2021	at Alabama	L 68-73	10427
01/05/2022	Ole Miss	Wot 66-60	15617
01/08/2022	at LSU	L 67-79	12881
01/11/2022	South Carolina	W 66-46	15262
01/15/2022	at Kentucky	L 79-107	20278
01/18/2022	at Vanderbilt	W 68-60	7588
01/22/2022	LSU	W 64-50	21061
01/26/2022	Florida	W 78-71	20789
02/01/2022	Texas A&M	W 90-80	16607
02/05/2022	at South Carolina	W 81-57	12391
02/09/2022	at Mississippi St.	W 72-63	7014
02/12/2022	Vanderbilt	W 73-64	20019
02/15/2022	Kentucky	W 76-63	21678
02/19/2022	at Arkansas	L 48-58	19200
02/22/2022	at Missouri	W 80-61	7253
02/26/2022	Auburn	W 67-62	21678
03/01/2022	at Georgia	W 75-68	6139



0

JONAS AIDOO

AY-doo

Fr. • F • 6-11 • 234 • Durham, N.C./Liberty Heights Athletic Institute

GP/GS	PPG	RPG	BPG	FG%	3FG%	FT%
21-22	13/0	2.2	2.4	0.5	.357	-
Career	13/0	2.2	2.4	0.5	.357	.889

Career Highs Pts: 5 Reb: 7 Blk: 3 Stl: 1 Min: 23

- Thrust into a larger role after starter Olivier Nkamhoua was sidelined due to injury
- In a season-high 23 minutes at Missouri (2/22), had five points, five rebounds and three blocks
- Scored four points and grabbed six rebounds at Arkansas (2/19)
- Set season-highs in minutes (18), points (5), rebounds (7) and blocks (3) in the win over #4 Kentucky (2/15)
- His wingspan of 7'5.5" is the longest on the team, and he has a standing reach of 9'4"
- Was rated by Rivals.com as a five-star prospect—one of four five-star signees on this UT roster



1

KENNEDY CHANDLER

Fr. • G • 6-0 • 171 • Memphis, Tenn./Sunrise Christian Acad. (Kan.)

GP/GS	PPG	APG	SPG	FG%	3FG%	FT%
21-22	28/28	13.6	4.7	2.3	.450	.330
Career	28/28	13.6	4.7	2.3	.450	.330

Career Highs Pts: 27 Ast: 10 Stl: 7 Reb: 8 Min: 39

- One of 15 candidates for Naismith Defensive POY; one of 10 finalists for the Bob Cousy Award
- Among D-I true freshmen, his 2.3 steals per game rank second and his 4.6 assists per game rank fifth
- Has totaled four or more steals in eight different games this season; ranks 10th nationally in total steals
- Had a dominant game at Missouri (2/22) where he had 23 pts, a career-high eight boards and six assists
- In the win over #4 Kentucky (2/15), scored 17 points, had six assists and no turnovers in 36 minutes
- Tied the program record with seven steals vs. Presbyterian (11/30); also had 15 points and seven assists



2

BRANDON HUNTLEY-HATFIELD

Fr. • F • 6-10 • 246 • Clarksville, Tenn./Scotland Campus Prep (Pa.)

GP/GS	PPG	RPG	BPG	FG%	3FG%	FT%
21-22	29/7	3.4	2.8	0.4	.452	.167
Career	29/7	3.4	2.8	0.4	.452	.167

Career Highs Pts: 12 Reb: 8 Blk: 2 Stl: 3 Min: 23

- In an SEC-high 20 minutes vs. #3 Auburn (2/26), tallied five points and a career-high-tying eight boards
- Recorded six points and had six rebounds in an SEC-high 18 minutes at Missouri (2/22)
- Scored 11 points and grabbed three rebounds at Kentucky (1/15) in just 10 minutes off the bench
- Enrolled as a 17-year-old and turned 18 on Aug. 6
- Rated as a five-star prospect by ESPN and 247sports—one of four five-star signees on this UT roster
- Reclassified from the Class of 2022 to the Class of 2021 in April (was rated No. 4 nationally in 2022)



5

ZAKAI ZEIGLER


zuh-KY ZEE-glur

Fr. • G • 5-9 • 167 • Long Island, N.Y./Our Saviour Lutheran School

GP/GS	PPG	APG	SPG	FG%	3FG%	FT%
21-22	29/1	8.7	2.4	1.8	.373	.877
Career	29/1	8.7	2.4	1.8	.373	.877

Career Highs Pts: 18 Ast: 5 Stl: 5 Reb: 6 Min: 33

- Ranks seventh nationally in steal percentage, nabbing a steal in 4.9 percent of possessions he is on floor
- Has scored in double figures during 12 of Tennessee's 17 SEC games—including eight of the last 10
- Scored 13 points and had three steals in the win over #3 Auburn (2/26), shooting 8-of-9 at the free-throw line
- Compiled 14 points, four assists and four steals in Tennessee's win over #4 Kentucky (2/15)
- Scored a career-high 18 points in wins away from home over North Carolina (11/21) and South Carolina (2/5)
- Is the smallest scholarship Vol since Ralph Parton in 1979-80, who was 5-7



10

JOHN FULKERSON

Su-Sr. • F • 6-4 • 219 • Kingsport, Tenn./The Christ School (N.C.)

GP/GS	PPG	RPG	APG	SPG	FG%	FT%
21-22	22/14	8.7	4.7	1.4	0.4	.531
Career	159/76	6.8	4.0	1.1	0.6	.560

Career Highs Pts: 27 Reb: 12 Ast: 6 Stl: 4 Min: 39

- Holds the SEC career games played record with 159 appearances and counting
- In his seventh career win over Kentucky (2/15), scored 14 points and had a team-high eight boards
- Led the Vols with 24 points, 10 rebounds and 13 drawn fouls during the win over #6 Arizona (12/22)
- Earned co-SEC Player of the Week after his game vs. Arizona; also a Preseason All-SEC First Team selection
- Currently owns the sixth-best career field-goal percentage in program history (.560, min. 500 atts)
- Has made the most of his NIL opportunities, striking multiple significant partnerships



12

VICTOR BAILEY JR.

Sr. • G • 6-4 • 182 • Austin, Texas/University of Oregon

GP/GS	PPG	RPG	APG	FG%	3FG%	FT%
21-22	28/4	3.0	1.0	0.4	.341	.231
Career	128/24	7.0	1.7	0.9	.402	.348

Career Highs Pts: 29 Reb: 7 Ast: 4 Stl: 3 Min: 35

- Scored an SEC season-high 11 points at Missouri (2/22) on 5-for-8 shooting
- Secured a clutch offensive board and made the game-tying basket during the Vols' comeback bid at Texas (1/29)
- Shot 4-for-8 from beyond the arc against Presbyterian (11/30), scoring 14 points in 18 minutes
- His 10.9 ppg last season ranked third on the team
- Is 110 points shy of scoring his 1,000th Division I point (513 points scored in two years at Oregon)
- His mother is an Olympic-medal-winning hurdler, and his father was an NFL wide receiver



13

OLIVIER NKAMHOUA

OH-liv-ee-AY KAHM-wuh

Jr. • F • 6-8 • 232 • Helsinki, Finland/Bishop Walsh School (Md.)

GP/GS	PPG	RPG	APG	FG%	3FG%	FT%
21-22	22/22	8.6	5.6	1.2	.497	.448
Career	76/22	4.5	3.3	0.5	.524	.412

Career Highs Pts: 23 Reb: 14 Blk: 3 Stl: 3 Min: 32

- Left the game at South Carolina (2/5) in the second half due to injury and did not return—out indefinitely
- Was UT's second-leading rebounder (5.6 rpg) and third-leading scorer (8.6 ppg) at the time of his injury
- Was showing extended shooting range this season: 13-of-29 from 3-point range (.448)
- Tied his SEC career high with 15 points vs. Texas A&M (2/1), also had seven rebounds and three blocks
- Scored 15 points and had nine rebounds at Alabama (12/29)—both career-highs against SEC competition
- Competed with the Finnish National Team in Japan in July, averaging 8.3 ppg and 5.7 rpg



15

JAHMAI MASHACK

juh-MY MAY-shack

Fr. • G • 6-4 • 196 • Fontana, Calif./Etiwanda High School

GP/GS	PPG	RPG	APG	FG%	3FG%	FT%
21-22	23/0	0.7	0.8	0.3	.375	.333
Career	23/0	0.7	0.8	0.3	.375	.333

Career Highs Pts: 3 Reb: 5 Ast: 2 Stl: 2 Min: 14

- Has earned minutes off the bench in 14 of Tennessee's 17 SEC games
- A fierce competitor who plays with great physicality for a true freshman
- Takes great pride in playing intense, smothering defense, which coach Barnes says will earn him minutes
- Among Tennessee's guards, he is the most effective offensive rebounder
- Enrolled at UT in late-June so he could finish his senior high school season; due to the pandemic, California moved its 2020-21 high school basketball season to the spring
- His father, Elton Mashack, was a 1,000-point scorer at Loyola Marymount from 1997-2001



24


JUSTIN POWELL

So. • G • 6-6 • 187 • Prospect, Ky./Auburn University

GP/GS	PPG	RPG	APG	FG%	3FG%	FT%
21-22	27/1	4.0	1.6	0.8	.389	.387
Career	37/8	6.1	2.8	1.8	.408	.410

Career Highs Pts: 26 Reb: 8 Ast: 9 Stl: 2 Min: 33

- Played a season-high 29 minutes at Vanderbilt (1/18), making a pair of threes and scoring eight points
- Shot 5-for-5 from 3-point range against Presbyterian (11/30), becoming the ninth Vol in program history to make five or more threes without a miss in a single game
- Scored in double figures in each of his first two games as a Vol against UT Martin (13 pts) and ETSU (11 pts)
- One of the top-rated Division I transfers in the offseason, he left Auburn to enroll at UT in May
- Averaged 11.7 points, 6.1 rebounds and 4.7 assists as a true freshman while shooting .442 from deep



25

SANTIAGO VESCOVI

sahn-tee-AH-go VESS-co-vee

Jr. • G • 6-3 • 191 • Montevideo, Uruguay/NBA Global Academy

GP/GS	PPG	RPG	APG	FG%	3FG%	FT%
21-22	29/29	13.5	4.7	3.1	.412	.393
Career	75/71	11.1	4.0	3.2	.395	.379

Career Highs Pts: 23 Reb: 11 Ast: 8 Stl: 4 Min: 42

- As of March 3, is second in the SEC in 3-point pct (.393) and in 3-pointers made per game (2.9)
- Has scored in double figures during all but one SEC game—averaging 14.2 ppg in conference play
- Scored a game-high 18 points in the win over #4 Kentucky (2/15), making two threes and grabbing four boards
- Named to the 2021 Hall of Fame Tip-Off All-Tournament Team in November; averaged 20.0 points, 7.5 rebounds and hit seven total 3-pointers in two games against top-20 opponents at Mohegan Sun
- Has 173 career 3-point makes in 75 career games played (2.3 makes per game)



30


JOSIAH-JORDAN JAMES

Jr. • G • 6-6 • 214 • Charleston, S.C./Porter-Gaud School

GP/GS	PPG	RPG	APG	FG%	3FG%	FT%
21-22	26/24	9.4	5.8	1.5	.366	.298
Career	78/67	8.3	5.9	2.1	.374	.318

Career Highs Pts: 23 Reb: 13 Ast: 6 Stl: 5 Min: 40

- Leads the team in rebounds per game (5.8 rpg)
- Had a career-high 23 points at Georgia (3/1), also registering eight boards and a season-high five assists
- Recorded his second double-double of the season with 14 points and 10 rebounds against Vanderbilt (2/12)
- Scored a team-high-tying 18 points on 7-for-12 shooting in a game-high 38 minutes at Mississippi State (2/9)
- Scored a career-high 20 points along with six rebounds, three blocks and three steals at South Carolina (2/5)
- Can play positions 1-4 and is one of the most versatile players in the SEC



33

UROŠ PLAVŠIĆ

Ū-rōsh PLĀV-chich

Jr. • F • 7-0 • 251 • Ivanjica, Serbia/Arizona State University

GP/GS	PPG	RPG	BPG	FG%	3FG%	FT%
21-22	29/15	4.0	3.8	0.2	.561	.000
Career	61/19	2.9	2.3	0.2	.511	.000

Career Highs Pts: 16 Reb: 10 Blk: 1 Stl: 1 Min: 28

- Leads the team in field-goal percentage (.561)
- Recorded a 12-point, six-rebound performance against LSU (1/22) in a career-high 28 minutes
- Earned his third start of the season at Vanderbilt (1/18), scoring 13 points (6-for-7) and grabbing seven rebounds
- In 16 minutes off the bench, scored a then-season-high 12 points at LSU (1/8), also pulling down seven rebounds
- Started the SEC opener at Alabama (12/29), scoring six points and recording a career-high nine rebounds
- Attended high school in Chattanooga before beginning his college career at Arizona State